

JACKSONVILLE
JAGUARS



2012 MEDIA GUIDE





TABLE OF CONTENTS

2011 IN REVIEW

- Game Summaries85
- NFL Standings.....84
- Player Participation.....93

ALL-TIME RESULTS

- Attendance History 84
- Home-Away Records100
- Overtime Games.....99
- Preseason94
- Prime-Time Games.....99
- Regular Season.....95
- Team-by-Team Series History97
- vs. AFC South100
- Won-Loss Records98

BIOGRAPHIES

- Assistant Coaches..... 11
- Draft Choices..... 77
- Executives8
- First-Year Veterans76
- Football Staff.....23
- Khan, Shahid.....6
- Lamping, Mark.....7
- Medical Staff.....25
- Mularkey, Mike.....10
- Player Personnel.....21
- Rookie Free Agents.....80
- Smith, Gene.....20
- Veteran Players.....28

- Coaches (All-Time).....107
- Colleges.....108
- Community Relations.....3
- Draft Choices (All-Time).....102
- EverBank Field.....152
- Expansion Draft.....102
- Free Agent History.....103
- Jaguars Caravan.....152
- Jaguars Foundation.....4
- Jaxson de Ville.....153
- Jersey Numbers (All-Time).....108
- Last Time It Happened.....148
- Leaders (Career).....111
- Leaders (Yearly).....110
- Media Information.....155
- Roster (All-Time).....105
- Trades (All-Time).....101

MISCELLANEOUS

- 100 Yards Rushing and Receiving79
- Hottest/Coldest Games.....84
- Jaguars in the Air.....50
- Jaguars Largest Comeback Wins.....32
- Jaguars Special Teams Leaders.....31
- Jaguars Special Teams Scores.....70
- Jaguars vs. NFC Opponents.....24
- Regular Season Attendance History.....84
- Top Home/Road Attendances.....51
- Touchdowns in Jaguars History.....69
- Undrafted Rookies on Opening Day Roster.....82

- NFL Schedule (2011 Weekly).....154
- Broadcast Lineup.....150
- Playoff Game Summaries.....130
- Preseason Television.....150
- Pride of the Jaguars.....151
- Pro Bowlers.....104
- Pronunciation Guide.....58
- Radio Broadcasters.....150
- Radio Network.....150

RECORDS

- Individual Records.....133
- Opponents Records.....147
- Team Records.....142

- The ROAR.....153
- Rosters (2012).....83
- Staff Directory.....2
- Staff Photos.....26
- Statistics (1995-2011).....112
- Year-by-Year Defense.....149
- Year-by-Year Offense.....149
- Year-by-Year Statistics.....100



IMPORTANT DATES

FRIDAY, JULY 27	Jaguars training camp practice begins
FRIDAY, AUG. 10	First preseason game, Jaguars vs. N.Y. Giants
SUNDAY, SEPT. 9	Regular-season opener, Jaguars at Minnesota
SUNDAY, DEC. 30	Regular season ends, Jaguars at Tennessee
SAT./SUN. JAN. 5/6	Wild Card Weekend
SAT./SUN. JAN. 12/13	Divisional Playoffs
SUNDAY, JAN. 20	AFC and NFC Championship Games
SUNDAY, JAN. 27	AFC-NFC Pro Bowl in Honolulu
SUNDAY, FEB. 3	Super Bowl XLVII in New Orleans

JACKSONVILLE JAGUARS, LLC
 ONE EVERBANK FIELD DRIVE, JACKSONVILLE, FLA. 32202
 (904) 633-6000 - (904) 633-2000 (TICKETS) - (904) 633-6050 (FAX)
 WWW.JAGUARS.COM

The Jacksonville Jaguars Media Guide was written by Dan Edwards and Ryan Robinson.
 Editorial assistance provided by Alisa Abbott, Ryan Beck, Garrett Petty, Renzo Sheppard and Katie Vaughn.
 Photography by Harry Scull, Jr., Rick Wilson, Paul Figura and Dan Van Slyke.
 Design by J.P. Shadrack.
 Cover Design by Chris Burdett.
 Printed by the Hartley Press, Jacksonville, Fla.

Copyright 2012, Jacksonville Jaguars, LLC



EXECUTIVE

SHAHID KHAN Owner
MARK LAMPING President
ALISA ABBOTT Executive Assistant to Owner

COACHING

MIKE MULARKEY Head Coach
MEL TUCKER Assistant Head Coach, Defensive Coordinator
BOB BRATKOWSKI Offensive Coordinator
JOHN BONAMEGO Special Teams Coordinator
GREG OLSON Assistant Head Coach, Quarterbacks Coach
TOM MYSLINSKI Strength and Conditioning Coordinator
CRAIG AUCKERMAN Assistant Special Teams Coach
BRANDON BLANEY Defensive Assistant Coach
SYLVESTER CROOM Running Backs Coach
JOE CULLEN Defensive Line Coach
MARK DUFFNER Linebackers Coach
ANDY HECK Offensive Line Coach
JOSH HINGST Assistant Strength and Conditioning Coach
BOBBY JOHNSON Tight Ends Coach
MARLON McCREE Assistant Secondary Coach
PATRICK MULARKEY Strength Assistant
TONY ODEN Secondary Coach
JAKE PEETZ Offensive Assistant
RON PRINCE Assistant Offensive Line Coach
CEDRIC SCOTT Strength Assistant
CHARLIE SKALASKI Assistant to the Head Coach, Offensive Assistant
PAUL SPICER Assistant Defensive Line Coach
JERRY SULLIVAN Wide Receivers Coach
ELIZABETH MAYERS Executive Assistant to Head Coach

PLAYER PERSONNEL

SCOUTING
GENE SMITH General Manager
TERRY McDONOUGH Director, Player Personnel
LOUIS CLARK Director, Pro Personnel
ANDY DENGELER Director, College Personnel
TIM MINGEY Assistant Director, College Personnel
JASON DESJARLAIS College Scout
CHRIS DRIGGERS Pro Scout
MARTY MILLER College Scout
CHRIS PRESCOTT College Scout
BRIAN SIMMONS College Scout
DAVID ALLEN BLESTO Scout
DANA DESJARLAIS Executive Assistant to Player Personnel
JARROD HIGHBERGER Scouting Assistant, Player Personnel
ASIL MULBAH Administrative Assistant, Player Personnel

FOOTBALL OPERATIONS

TONY KHAN Senior Vice President, Football Technology and Analytics
MIKE PERKINS Director, Football Technology and Facilities
MIKE RYAN Head Athletic Trainer and Physical Therapist
SKIP RICHARDSON Director, Team Security
BAHATI VANPELT Director, Player Development and Youth Football
TIM WALSH Director, Football Administration
JOHN HILLEBRAND Head Equipment Manager
GEORGE PELLICER Assistant Equipment Manager
RYAN GOWENS Assistant Equipment Manager
MIKE STOEBER Assistant Director, Football Technology
DAN ADLER Assistant Director, Football Research
JEREMY POOL Assistant Video Director
CHRIS REIER Assistant Video Director
JUSTIN BLAND Assistant Athletic Trainer
ROD SCOTT Assistant Athletic Trainer
J.K. LACOSTE Coordinator, Team Travel
BRANDON ROTH Football Operations Assistant
TRACEY VAN SLYKE Executive Assistant
DR. CARLOSTANDRON Head Team Physician
DR. DAVID MURRAY Physician, Internal Medicine
DR. TED GLASSER Physician, Internal Medicine
ANTHONY ISELBORN Team Chiropractor
DAVID ROUSE Team Chiropractor

COMMUNICATIONS

DAN EDWARDS Senior Vice President, Communications
KATIE VAUGHN Executive Assistant to Senior Vice President, Communications

PUBLIC RELATIONS

RYAN ROBINSON Director, Public Relations
J.P. SHADRICK Coordinator, Communications
RENZO SHEPPARD Coordinator, Community Relations

DIGITAL MEDIA

JOHN OEHSER Senior Writer, jaguars.com
STEVE HALL Senior Web Designer
CHRIS BURDETT Web and Graphic Designer
PATRICK KAVANAGH Videographer and Producer

FINANCE/INFORMATION TECHNOLOGY

BILL PRESCOTT Senior Vice President, Chief Financial Officer
KITTY CASH Executive Assistant to Senior Vice President, Chief Financial Officer

FINANCE

JANET BURNSIDE Controller
BRIAN D'ERRICO Assistant Controller
TRAE MARCHANT Senior Accountant
BRENDA O'DELL Accounts Payable Clerk

OFFICE SUPPORT

LEAH BUSH Manager, Payroll and Employee Benefits
KAYLA ADDY Payroll Specialist
DEREK HAMPTON Office Services
JESSE KNAPP Office Services

INFORMATION TECHNOLOGY

BRUCE SWINDELL Vice President, Information Technology
MIKE WEBB Manager, Network Administration and Systems Security
JASON DEAN Help Desk Coordinator
SHANNON GRAY Programmer Analyst

FAN EXPERIENCE

HUSSAIN NAQI Senior Vice President, Fan Experience
GUEST SERVICES
NICOLA DRAKE Director, Guest Services
SARAH TARBETT Guest Services Coordinator
EVENT OPERATIONS
KURT WISENBAUGH Director, Game Presentation/Event Production
JASON BASTIAN Coordinator, Game and Event Operations
CARLOS CACERES Game Day Producer
CLAY GREENHAW Game Day Producer
CURTIS DVORAK Coordinator, Team Mascot
CHRISTY STECHMAN ZYNDA Manager, Cheerleader Program

SALES

MACKY WEAVER Senior Vice President, Sales
TERESA MICHAEL Executive Assistant to Senior Vice President, Sales
JEFF MIRANDA Sales Operations Coordinator
TICKET SALES
ROBERT TILKA Senior Manager, Ticket Sales
MARK SHAINBROWN Senior Sales Executive
THERESA SMITH Sales Executive, Premium Sales and Suites
RUSSELL RENDON Senior Sales Executive
BRIAN HOPKINS Sales Executive, Premium Seats and Suites
DAVID SCORDO Account Executive
THERESA COSCIA Coordinator, Suite Services
ANDREW TORRACO Sales Executive
MEGAN DANIELS Account Executive
SHAWN DUBROW Sales Executive
RYAN LOHNES Sales Executive
MATTHEW RYAN Sales Executive
TICKET OPERATIONS
TIM BISHKO Director, Ticket Operations and Service
JIM SCOTT Manager, Ticket Operations
MIKE CHLEBOVEC Ticket Operations Representative
TARA CRISP Fan Service Executive
JOSHUA KIRSHNER Fan Service Executive
BRYAN KUPFER Fan Service Executive
MARKETING AND SALES SUPPORT
STEVE LIVINGSTONE Senior Manager, Marketing and Sales Support

CORPORATE PARTNERSHIPS

SCOTT MASSEY Senior Vice President, Corporate Partnerships
ROLLIN ISBELL Senior Manager, Corporate Partnerships
BILL HOUSTON Senior Account Manager
MATT WOODS Senior Account Executive
NIKKI JACKSON SMITH Account Manager
ANNE BOCCUZZI Account Manager
CHRIS SUTTON Account Executive
ALICIA KELLY Account Coordinator

LEGAL

SASHI BROWN General Counsel
JESSICA JONES Legal Assistant

JAGUARS FOUNDATION

PETER RACINE President, Jaguars Foundation
LISA SAHI-KIRAL Administrative Assistant, Jaguars Foundation
T'NEISHA TATE Program Coordinator, Jaguars Foundation



JAGUARS IN THE COMMUNITY



The Jaguars Community Relations Department works as an extension of the team to develop and implement resourceful and valuable programs that contribute directly to the Jacksonville-area community. In addition to these efforts, the Jaguars Foundation also serves as the team's vehicle of change in the city, assisting at-risk youth and families through a variety of programs, including strategic grants. The Jaguars Foundation focuses on support of programs serving economically and socially disadvantaged youth and families in Jacksonville. The Foundation has awarded more than \$14 million in grants in the Jacksonville area (Baker, Clay, Duval, Nassau and St. Johns counties) since 1995.

NFL PLAY60

As part of the NFL Play60 program, the Jaguars, in partnership with the Jaguars Foundation, Baptist Health and the American Heart Association Jacksonville chapter, support the NFL PLAY60 program in sixth grade classrooms at selected schools as well as through grants to nonprofits. This awareness program includes a unique curriculum supplement designed to incorporate physical activity in classroom lessons and encourage physical activity to children in and after school.

FOOD DRIVE

Since the team's inception in 1995, the Jaguars have organized an annual holiday food drive each fall in conjunction with the Food Bank of North Florida Second Harvest and Winn-Dixie. Jaguars staff, players and coaches' wives along with players, cheerleaders and the team mascot volunteer to support this community-wide effort, which culminates with a food collection on a game day.

GATORADE JUNIOR TRAINING CAMP

The Jacksonville Jaguars Gatorade Junior Training camp is a free, annual, grass roots program which is offered by the Jaguars for elementary school students between the ages of six and 12. This is a program which features educational benefits along with recreational opportunities that put an emphasis on fun for the day rather than winning and testing skills.

HOMETOWN HUDDLE

For more than 30 years the NFL and the United Way have partnered to help build stronger, healthier communities. Whether it's reaching out to disadvantaged youth or feeding the hungry, both are committed to raising public awareness of important social service issues. Each fall, the Jaguars partner with the United Way of Northeast Florida for a hands-on community service project called Hometown Huddle.

HOSPITAL VISITS

Jaguars players regularly make visits to Wolfson Children's Hospital to meet with kids, sign autographs and lift spirits. In 2008, the Jaguars Den was established at Wolfson Children's Hospital. The Jaguars Den is a one-of-a-kind, state-of-the-art room for children at the hospital where areas are designated for group games, pods for semi-private conversations, and individual computer stations. Stations are equipped with a keyboard and other input devices such as drawing tablets, touch pads and joysticks, all on flexible supports that children can easily adjust for their comfort.



JAGUARS/MORGAN STANLEY COMMUNITY LEADER

Since 2001 the Jaguars and Morgan Stanley have partnered for this annual award presented monthly during the NFL season to the Jaguars player who demonstrates exemplary community involvement. Previous winners include Donovin Darius, Wali Rainer, Joe Zelenka, Ernest Wilford, Maurice Williams, Scott Starks, Alvin Pearman, Mike Peterson, Mercedes Lewis and Russell Allen.

JAGUARS READERS

This is a special reading program at local elementary schools supported by Jaguars front office staff since 1997. Staff members volunteer to spend an hour each week at the school where students read some of their favorite books.

JAGUARS ROOKIE CLUB

In June of 2003 the Jaguars established the Rookie Club for all incoming rookies. Its purpose is to assist in the transition from college to the NFL, and to introduce and involve first-year players, as a group, in charitable and civic activities in the Jacksonville community.

MILITARY VISITS


Jaguars players make visits to the local military bases including the Air National Guard 125th Fighter Wing (Air Force National Guard), Mayport Naval Station and NAS JAX. On these visits players sign autographs and are given behind-the-scenes tours to help them gain an appreciation for the service men and women returning or preparing to deploy overseas.

JAGUARS VISIT WOUNDED WARRIORS

In March of 2012 Blaine Gabbert, Paul Posluszny and Brock Bolen visited the Bethesda Naval Hospital in Bethesda, Md., where they had the opportunity to see firsthand how wounded soldiers rehab after suffering injuries in battle. Gabbert, Posluszny and Bolen signed autographs and took photographs with wounded soldiers.

OPERATION BLESSING

Each holiday season Jaguars players join volunteers from Wells Fargo and Winn-Dixie to off-load truckloads of groceries to be bagged and distributed to disadvantaged families in the Jacksonville-area. Since its inception in 1999, more than 29,000 families have been served.





JAGUARS FOUNDATION



Believing that youth represent the community's future, the Jacksonville Jaguars Foundation is committed to support programs benefiting economically and socially disadvantaged youth, families and other NFL and team charitable initiatives.

FOUNDATION'S GRANT AWARDS TOP \$15.5 MILLION

Under the leadership of new Jaguars owner Shahid Khan and his family, the Jaguars Foundation continues to be a national leader in professional sports philanthropy, providing more than \$1 million in grants to local youth-serving nonprofits in 2012 and more than 11,000 charitable tickets with a value of over \$450,000.

The Jaguars Foundation awarded its first grants in March of 1995, well before the team played its first game. Total grant making since 1995 is more than \$15.5 million. This level of giving is among the top few in professional sports.

PROGRAMS:

IMPACT ON EDUCATION: This year, the Foundation and Team have adopted **Andrew Jackson High School** as a corporate partner, making a significant investment in the students at the school. Through the support of the Jaguars team owners, coaches, players and staff, along with other community and corporate partners, the goal is to return Andrew Jackson High School to its tradition of excellence.

HONOR ROWS®: This unique program uses seats at Jaguars home games as incentives for youth ages 9 to 17 to set and achieve ambitious but realistic goals in the areas of academic improvement, personal behavior, volunteer community service, and nutrition and physical fitness activities. Honor Rows youth also pledge to remain free from illegal drugs, alcohol and tobacco.

At the game, participants receive a meal, Honor Rows t-shirt and hat, and special recognition by the team owners and fans. Nearly 5,000 seats will be awarded in 2012 in partnership with 44 nonprofit agencies. Since, 1995, more than 40,000 youth have earned their seat. The United Way of Northeast Florida mobilizes game-day volunteers who ensure the overall safety and enjoyment of the participants.

In addition to the Honor Rows, the Jaguars Foundation awards seats to other charitable organizations. In total, nearly 11,800 seats are allocated each season for charitable purposes with an in-kind value exceeding \$430,000.

NFL/JAGUARS PLAY60 CHALLENGE: In partnership with Baptist Health/Wolfson Children's Hospital, the Jaguars Foundation offers opportunities to increase youth fitness activities and improve nutrition, as part of the NFL's Play 60 Challenge.

More than 3,000 6th grade students in the Duval County Public Schools participate along with hundreds of youth in community non-profits through programs that help youth become more active and improve healthy eating habits. More than \$700,000 in fitness and nutrition grants have been made by Baptist Health and the Jaguars Foundation to schools and nonprofit organizations. Additionally, Baptist Health and the Foundation partnered with the Pepsi Refresh program and others, to supporting twelve community and school-based gardens in Northeast Florida.



STRAIGHT TALK™...TEENS AND SUCCESS: STRAIGHT TALK...Teens & Success is a unique partnership with Florida Blue, local media, including all of the local television networks and nonprofit organizations. STRAIGHT TALK...Teens & Success helps teens focus on setting and achieving their goals to success and dealing with issues such as cyber-bullying, teen pregnancy, drugs, alcohol and tobacco that are obstacles to success. Local media and the Foundation collaborate to produce an annual prime time television show. The 2012 show featured Jaguars players Derek Cox and Rashad Jennings and Sam from the ROAR of the Jaguars Cheerleaders as co-hosts, medical and legal experts and resources for teens and parents. The show and other information can be accessed year-round on the website: straighttalk.jacksonville.com created in partnership with The Florida Times-Union and jacksonville.com.



SUPPORT FOR OUR MILITARY: The NFL and the Jaguars have had a long history of strong support for our troops and their families. Since the inaugural season in 1995, the Jaguars, in partnership with the Greater Jacksonville USO, have made available more than 1,000 tickets to active military at a reduced price for every home game.

HONORING OUR TROOPS: The largest block of donated tickets for active military families is in the Foundation's "HONORING OUR TROOPS" section. In partnership with the Greater Jacksonville USO, area US Navy bases, other military branches and guard/reserve units, the Foundation provides more than 100 tickets each home game to local families with children who have a parent on deployment. Complimentary bus transportation, t-shirts and Jag Dollars for meals or souvenirs for the kids are provided.



SUPPORT FOR VETERANS RETURNING HOME: In partnership with the City of Jacksonville, the Khan family and the Jaguars have made a \$1 million commitment over five years to support transition services for veterans returning to civilian life in Jacksonville.

ANTI-TOBACCO INITIATIVE: The team and the Foundation have taken a nationally recognized leadership position in the local and professional sports community against youth tobacco use. The signature "Jaguars Don't Smoke" logo, showing a vibrant Jaguar squashing a pack of cigarettes under its paw, appears on various venues. The Jaguars set an exceptional precedent as the first team in the NFL to have tobacco advertising removed from their game-day program, since followed by the entire league.



AWARDS AND RECOGNITION: In 2011, the Jaguars Foundation received the **HOPE Worldwide Faith in Action Award**. In 2010, the Jaguars Foundation was recognized by the Girl Scouts at the **Association of Fundraising Professionals-Florida First Coast Chapter**. The Jaguars Foundation was the proud recipient of the **2006 Steve Patterson Sports Philanthropy Award** from The **Robert Wood Johnson Foundation** and the **Sports Philanthropy Project** for outstanding leadership in philanthropy in professional sports, both for the Foundation's work in Jacksonville and its leadership in guiding other professional teams in the development of grant making and other programs in their local markets. The Foundation's Straight Talk program received the 2005 **Wilmer Shields Rich Bronze Award for Excellence in Communications** by the **Council on Foundations**. In 2003, the Jaguars Foundation was named **Jacksonville's Outstanding Foundation** by the **Association of Fundraising Professionals-Florida First Coast Chapter**, and also received the **Governor's Community Investment Award** in recognition of its juvenile justice crime and youth violence prevention programs for youth. Other awards include: **Florida Department of Education's Commissioner's Business Recognition Award** (2001); **Bridge Builder Award** (1997); **WTLV-12 Top of the Class Award** (1996) for Playbooks; **Governor's Community Investment Award** (1996) for Honor Rows, and **Grantmakers in Health Award** (1996 and 1995). The Jaguars Foundation's innovative programs have been recognized in national media, including the January/February 2005 issue of **FOUNDATION News and Commentary**, as well as in articles in *The New York Times*, *Forbes Magazine*, *Grantmanship Center Magazine*, *St. Anthony Messenger*, *ESPN* and the "Osgood File" radio program.

For more information, contact:
Jacksonville Jaguars Foundation
One EverBank Field Drive
Jacksonville, FL 32202
633-KIDS • 633-LOVE (fax)
www.jaguars.com/foundation

FOUNDATION BOARD — Shahid Khan, Chair/CEO; Mark Lamping, Secretary/Treasurer; Ann Khan and Peter Racine, Foundation President (ex officio).

COMMUNITY ADVISORY BOARD — The Honorable Brian Davis, Circuit Court Judge, Nassau County; Pamela Y. Paul, Community Volunteer; Melanie Patz, Vice President of Community Impact, United Way of Northeast Florida; Nina Waters, President, The Community Foundation; and Lawrence J. DuBow, Community Volunteer.

HONOR ROWS VOLUNTEER COMMITTEE — Keri Corey, Richard Feacher, Noah Henderson, J. Greg Hurst, William Keator, Jeri Franz, Renzo Sheppard, Kenneth Reddick, and Matthew Schellenberg.

FOUNDATION STAFF — Peter M. Racine, President; Lisa Sahi-Kiral, Administrative Assistant; T-Neisha Tate, Program Coordinator; and Whitney Hochstetler, UNF Honors Program Intern.

PAY WITH PRIDE WHEREVER YOU GO

To learn more call 904.623.EVER (3837)
or visit EverBank.com/JagsCard »



THE CARD THAT YIELDS TO NO ONE

- The all new Jaguars Visa® Check Card, available exclusively at EverBank
- No ATM fees when you carry a daily balance above \$5,000¹
- With a Yield Pledge® Checking Account, your rate will be in the top 5% of competitive accounts, always²
- Downloadable mobile app with check deposit

1. EverBank will automatically reimburse non-EverBank charges on U.S. ATM transactions during any month that you maintain a minimum average daily balance of at least \$5,000. We reserve the right to terminate reimbursements to the extent that we observe a pattern of fraud or abuse.

2. EverBank promises to keep the yield on your account in the top 5% of competitive accounts as measured the last Wednesday of each month in Bankrate Monitor, a weekly national survey of large banks and thrifts, surveyed by Bankrate.com.



© 2012 EverBank. All rights reserved. 12EBF0010

DO RESALE RIGHT



SOLD BY FANS, VERIFIED BY TICKETMASTER.

VISIT NFL.COM/TICKETEXCHANGE TODAY!

ticketmaster
The Official Ticket Exchange of the NFL





SHAHID KHAN OWNER



On January 4, 2012, Shahid Khan became the owner of the Jacksonville Jaguars. His dream of owning an NFL team had become reality on December 14, 2011, in a unanimous 32-0 vote by NFL owners in support of his purchase of the franchise from Wayne Weaver, who called Khan "an all-American story."

A magnate in the automotive parts industry, Khan was familiar with Jacksonville long before purchasing the team. Jacksonville's port at one time was the United States' largest for automobile shipments, and Khan's fledgling business brought him to Jacksonville's Blount Island terminal to install his patented bumpers on the import vehicles.

Khan's passion for the National Football League also took root long before his entry into the league. His dream of one day owning an NFL team began while watching games with his fraternity brothers in the basement of the Beta Theta Pi house as a student at the University of Illinois. Through the success of his own business, his dream came true 40 years later.

Khan is president and owner of Flex-N-Gate Corporation, the 14th-largest North American automotive supplier, which employs over 13,000 people at 48 manufacturing and nine product development and engineering facilities throughout Canada, the United States, Mexico, Argentina and Spain. Flex-N-Gate's products include interior and exterior plastics, lighting systems, mechanical assemblies, metal structural body components and exterior metal parts.

Khan's history with Flex-N-Gate started in 1970, when he began working at the company while he was an engineering student at the University of Illinois, Urbana-Champaign. A naturalized U.S. citizen, Mr. Khan came from his native Pakistan in 1967 at the age of 16 to attend college. When he graduated in 1971, with a B.S. in industrial engineering, he became Flex-N-Gate's engineering manager. In 1978, Khan left Flex-N-Gate and with \$13,000 in savings and a \$50,000 loan from the Small Business Loan Corporation, he created the start-up Bumper Works, which revolutionized the industry through an innovative one-piece bumper design—a lightweight, continuous piece of metal with no seams to rust or corrode. His innovative design is still considered the industry standard for all seamless steel bumpers worldwide.

Bumper Works embodied two of Mr. Khan's many strengths—a deep understanding of design and a strong entrepreneurial streak. When Flex-N-Gate came on the market two short years later, Khan purchased his former employer and brought Bumper Works into the fold. During the decade that followed, Flex-N-Gate transitioned from an aftermarket parts producer to an Original Equipment Manufacturer (OEM). Needing to expand his client base, Khan made sales calls for over five years to all the Japanese auto manufacturers, who, at the time, were more open to new ideas and working with smaller suppliers. This dogged determination resulted in Flex-N-Gate acquiring contracts for all the Japanese-produced trucks imported into the U.S. By the late 1980s Toyota had selected the Bumper Works facility to be the first American parts supplier to receive Toyota's lean manufacturing training—an event Khan identifies as having a profound effect on Flex-N-Gate's ability to grow and prosper.

Widely recognized for his vision, acumen and leadership, Khan has grown Flex-N-Gate both horizontally and vertically through integration of processes and commodities. From the company's modest beginning with only the ability to stamp and weld the bumper shell, Flex-N-Gate has continually expanded to bring all the necessary processes in-house. This carefully planned expansion reduced costs and improved control, consistently making Flex-N-Gate more competitive in the industry. By leveraging what he learned working directly with automotive customers, Khan grew the company by purchasing other OEM facilities, expanding into different commodity types and broadening his client base.

Today, Flex-N-Gate has a global footprint reaching from Canada to Argentina and from the United States into Europe and Asia. Flex-N-Gate's manufacturing base has expanded from steel bumpers to include interior and exterior plastics, lighting systems, mechanical assemblies, metal structural body components and exterior metal parts. The company's clients include all of the major automotive manufacturers in North America, Japan and Europe. In 2007 Mr. Khan received the Minority Business Leadership Award from the National Minority Supplier Development Council and Automotive News ranked Flex-N-Gate the 14th largest North American automotive supplier for 2010. When asked about Flex-N-Gate's remarkable success, Khan is quick to humbly note that he is proof that the American dream is still alive and attainable.

In addition to success in the automotive arena, Khan has expanded on his interests in biofuels and structural engineering. With Bio-Alternative, LLC, Khan has brought together a team of industry leaders around the philosophy of biodiesel being an efficient,

affordable and sustainable energy alternative that should be widely and easily accessible. From refinery construction and catalyst sales, to site planning and business consultation, Bio-Alternative continually engages in extensive and ongoing research and development initiatives that ensure the company is always taking the next step in energy to provide customers with the tools necessary to maximize the benefits and values of biodiesel.

Shad Khan's deep interest in developing engineering solutions to global infrastructure problems led him to start Smart Structures, which advances the technology of bridge monitoring, also known as structural health monitoring (SHM). The primary objective of a successful SHM program is to save or defer money for a bridge owner by using technology to assist in their bridge maintenance programs. Smart Structures has emerged as a technical leader in providing cost-effective bridge management packages.

Mr. Khan's leadership extends deeply into his community, service and charitable endeavors. He has served as an active member on many University of Illinois boards, including the Engineering Board of Visitors; Department of Mechanical and Industrial Engineering Alumni Board; MechSE Extern Program; University of Illinois Foundation Board of Directors; and the Presidents Council, and was inducted into the Engineering at Illinois Hall of Fame in 2010. Mr. Khan is the current president of the Chief Executives Organization, a global community of the top 2,000 leaders in the business, government, and non-profit sectors.



Along with his wife, fellow University of Illinois alum Ann Carlson Khan, the Khans' gifts to the University of Illinois have enriched the university and community through donations to the Krannert Center for the Performing Arts, the University Library; the College of Business; and the College of Applied Health Sciences, where they have funded five endowed Khan Professorships and the Khan Annex—a 24,000 square foot facility with state-of-the-art laboratories, instructional and professional collaboration spaces. The Khan Outdoor Tennis Complex on the University of Illinois campus will host the 2013 NCAA Men's and Women's Tennis Championships.

The Khans' philanthropic nature extends far beyond their alma mater. In 2007 the Khan Foundation was formed to expand research in the Applied Health Sciences, with Mrs. Khan serving as the foundation's president. Since its inception, the foundation has given out more than five million dollars in grants nationwide—to libraries; organizations such as Crisis Nursery, the YMCA and PBS; and to UCLA for pediatric non-embryonic stem cell research. In 2011 Mr. Khan became a Lincoln Laureate, the state's highest award for achievement given by the Lincoln Academy of Illinois, for his philanthropic work in the state.

Mr. Khan shares his passion for the American dream with his family. The Khans have passed on their commitment to work and service to their two grown children, Shanna and Tony Khan. Shanna works in the office of the U.S. Congressman Tim Johnson and Tony was the manager of Bio-Alternatives and is the Senior Vice President, Football Technology and Analytics for the Jaguars.





MARK LAMPING PRESIDENT



Mark Lamping was named President of the Jacksonville Jaguars on February 13, 2012. A veteran of more than 20 years as an executive in professional sports, Lamping became the Jaguars' first president since the end of the 1996 season. His professional career includes experience as a marketing executive with Anheuser-Busch, serving as Commissioner of the Continental Basketball Association, 14 seasons as president of Major League Baseball's St. Louis Cardinals and the past four years as CEO of New Meadowlands Stadium Company where he ran MetLife Stadium. The Giants 2012 Super Bowl victory enabled Lamping to become one of the few sports executives to have received both a Super Bowl ring and World Series Championship ring. Lamping earned his World Series ring as president of the St. Louis Cardinals following their 2006 championship season.

Lamping previously was named President and CEO of the New Meadowlands Stadium Company, LLC on April 1, 2008. The New Meadowlands Stadium Company is the joint venture formed between the NFL New York Giants and the New York Jets to develop and operate the new \$1.6 billion stadium in East Rutherford, N.J. Lamping was responsible for managing the development, construction and operation of MetLife Stadium, which opened in April 2010. MetLife Stadium is the only NFL stadium which is the home of two NFL teams. In addition to the minimum of 20 NFL games that are played each season, the stadium hosts events ranging from college football to international soccer tournaments to major concerts and more. In addition to numerous awards, in both 2010 and 2011, Billboard magazine named MetLife Stadium as the highest grossing stadium in North America. Lamping also helped lead the successful bid to host the 2014 Super Bowl. The 2014 Super Bowl will be the first Super Bowl played in an open air stadium in a cold weather city.

Prior to joining the New Meadowlands Stadium Company, Lamping was the President of the St. Louis Cardinals from September 1, 1994 until March 31, 2008. In addition to the club's 1996, 2000, 2001, 2002 and 2005 Central Division titles and 2004 National League Championship, the Cardinals earned their 10th World Championship in 2006. In 1999 and again in 2003, the Cardinals were honored by United Sports Fans of America as Major League Baseball's Fan Friendly Team for their superior efforts to make a day at the ballpark more affordable and enjoyable. In addition to managing the club's business and facility operations, Lamping led the Cardinals' new ballpark initiative. On April 10, 2006, Opening Day, the Cardinals officially dedicated the new privately financed ballpark, Busch Stadium. The perfect ending to the inaugural season at new Busch Stadium was the Cardinals winning their 10th World Championship.

In February 1994, Lamping was appointed Commissioner of the Continental Basketball Association. Prior to that Lamping served as Anheuser-Busch's Group Director of Sports Marketing for five years. In that position, he managed the company's TV and radio sports production division and all domestic and international sports marketing activities for Anheuser-Busch's beer brands, including sponsorship agreements for the Olympics, the FIFA World Cup and all major professional sports, including Major League Baseball, the National Football League, the National Hockey League and the National Basketball Association.

Lamping joined Anheuser-Busch in 1981 in the company's Corporate Planning Executive Development Program. He then served in a variety of positions including District Sales Manager in Southern Illinois and Central Iowa, Senior Brand Manager for New Products and Director of Sales Operations before being named Group Director of Sports Marketing in 1989.

Lamping currently serves on the Board of Directors of the Ronald McDonald House Charities of Jacksonville, Inc. While in St. Louis, Lamping was involved in a variety of charitable organizations, including Board of Directors, Habitat for Humanity; Board of Directors, St. Louis Cardinals Community Fund; Chairperson of the Make-A-Wish Foundation Golf Classic in 1997, 1998, and 1999; Chairman of the St. Louis Archdiocese Catholic Charities 2000 and 2001 Christmas Appeal, and he also served as a chairperson for Pope John Paul's 1999 visit to St. Louis.

In 1998, Lamping was honored as Man of the Year by the St. Louis chapter of Sudden Infant Death Syndrome Resources and received the James O'Flynn Award from St. Patrick's Center in recognition of his work to help the homeless in the St. Louis area. In addition Lamping was the recipient of the Catholic Youth Council 2000 Community Achievement Award and the 2001 Marianist Youth Medal in recognition of his support of youth throughout the St. Louis area. Big Brothers and Big Sisters of St. Louis honored Lamping with its 2001 Legacy Award. In 2006 Lamping was presented the Gateway Leadership Award from the International Leadership Network. Lamping has been inducted into the Vianney High School Hall of Fame and was named 2000 Alumnus of the Year for outstanding achievement by Rockhurst University.

A St. Louis native, Lamping holds a Bachelor of Science degree in accounting from Rockhurst University in Kansas City, Missouri and a master's degree in business administration from Saint Louis University. Mark and his wife Cheryl have three children; Brian, Lauren, and Timothy.

BILL PRESCOTT SENIOR VICE PRESIDENT, CHIEF FINANCIAL OFFICER



Bill Prescott is the Senior Vice President, Chief Financial Officer for the Jaguars. Prescott oversees the financial and accounting operations, information technology and the stadium lease for the team. Prescott is also the Jaguars' point person with the NFL on financial and business matters as they relate to the league. He has also been working closely with NFL International on plans for the Jaguars playing a home game in London.

Prescott is also responsible for the financial operation of the Jacksonville Jaguars Foundation, and works with the Foundation on its education initiatives. He has been involved with the Jaguars since their inception. Previously Prescott oversaw the design and construction of the \$63 million renovation of EverBank Field. All of the renovations were completed in time for Super Bowl XXXIX, which was played on February 6, 2005.

A native of the Bronx, N.Y., Prescott is a graduate of Pace University with a degree in accounting and a master's degree in taxation. He is a member of the executive board and vice chair of Visit Jacksonville, a member of the Board of Directors of Downtown Vision, Inc., a member of the Board of Governors of the Jacksonville Regional Chamber of Commerce, and former chairman for the Mohawk District of the Boy Scouts of North Florida, an urban scouting program serving the at-risk youth of Jacksonville. Prescott was born May 7, 1956. He has two sons, Christopher and Michael and a step-daughter Nikki. He and his wife, Kim, live in Ponte Vedra Beach.

TEAM TEAL

Team Teal was born in January of 2010 as part of an aggressive civic initiative to help sell out Jaguars home games so they could be televised locally, and to solidify the future of the franchise in Jacksonville. Under the direction of Mayor John Peyton and former Florida Times-Union publisher Carl Cannon, this initiative grew out of the Touchdown Jacksonville: Revive the Pride effort. With former Jaguars star Tony Boselli and business leader Ed Burr also spearheading the effort, Team Teal was launched. Team Teal rallies took place throughout the First Coast area throughout the offseason, and regular meetings were held with Team Teal captains as this grassroots effort grew. Largely as a result of Team Teal efforts, more than 12,000 new season tickets were sold in 2010 while the team saw a renewal rate of 90% by season ticket holders. Among the popular new offerings were the 30/30 Plan, which allowed for a three-year season ticket to be purchased and paid for over 30 months, and Teal Deals, a coupon book featuring area merchants with a total value of more than \$2,000.





DAN EDWARDS
SENIOR VICE PRESIDENT, COMMUNICATIONS



Dan Edwards, the Jaguars' senior vice president, communications, is responsible for overseeing all aspects of the Jaguars' communications division, which includes media relations, community relations, digital media, publications and broadcasting. He is in his 29th season in the NFL and his 19th year with the Jaguars.

Joining the Jaguars on May 4, 1994 from the Pittsburgh Steelers, Edwards had ten previous seasons of NFL experience with the Steelers, the Miami Dolphins and the league office. He was promoted to vice president in 2003, when the Jaguars' community relations and Internet content departments were added to his responsibilities. He is one of just 10 current Jaguars staff members who have been with the franchise for 18 years, beginning in 1994.

Edwards received a scholarship from NFL Charities in 1984 and began his NFL career that year as a public relations intern in the NFL office in New York. He spent the 1984 football season working in publicity for the Miami Dolphins, who played in Super Bowl XIX that year, before joining the Steelers in 1985.

During his nine years with the Steelers, the last seven as public relations director (1987-93), the team's public relations staff received the 1991 Pete Rozelle Award from the Pro Football Writers of America. Edwards has worked for the NFL at 22 Super Bowls in addition to the 1990 Pro Bowl.

Prior to entering the NFL, Edwards worked in professional baseball as an administrative assistant with the Eugene (Ore.) Emeralds, a single-A affiliate of the Cincinnati Reds. He played football and baseball for Montgomery College (Md.) before transferring to the University of Oregon.

Edwards received his undergraduate degree in business administration with a major in management from the University of Oregon in 1981, and a master's degree in sports administration/facility management from Ohio University in 1984. In 2004 he attended the NFL-Stanford Program for Managers at Stanford University, and for the past five years has served as an adjunct professor in sport communication at the University of North Florida.

Edwards serves on the board of directors of Big Brothers Big Sisters of Northeast Florida as well as the community advisory board for Haven Hospice, and he is a member of the Leadership Jacksonville class of 2009. He and his wife Tricia have four children: sons Christian and Preston and daughters Danielle and Victoria.

MACKY WEAVER
SENIOR VICE PRESIDENT, SALES



Macky Weaver has been a Jaguars senior vice president since April of 2010. His responsibilities encompass all ticket sales activities, including premium products, general bowl tickets, and suites seating. He also oversees all ticket marketing and customer service efforts.

Prior to his current role, Weaver served as executive director of corporate sponsorship. He was responsible for the sales and service of all sponsor and media inventory associated with the Jaguars and EverBank Field. Weaver originally joined the Jaguars on May 15, 1994 as an account executive in corporate sponsorship. He was promoted to director of corporate sponsorship in December of 1997 and to executive director in 2004.

Weaver is one of just 10 current Jaguars staff members who joined the franchise in 1994. He was born May 21, 1965 in Atlanta and moved to Jacksonville in 1976. Weaver attended the University of Georgia and graduated with a degree in economics in 1987. Weaver is a Jacksonville Chamber of Commerce Board member, co-chairman of the #ilovejax initiative within the Chamber, a member of the Rotary Club of Deerwood, and American Lung Association Board immediate past President. He and wife Reppard have two sons, Jimmy (15) and Evans (13).

HUSSAIN NAQI
SENIOR VICE PRESIDENT, FAN EXPERIENCE



Hussain Naqi was named the Jaguars' Senior Vice President, Fan Experience on May 14, 2012. He arrived in Jacksonville following four years with New Meadowlands Stadium Company in East Rutherford, N.J., where he served as Vice President of Business Planning and General Counsel at MetLife Stadium.

Naqi had many duties at MetLife Stadium, including oversight of all strategic initiatives. In that capacity, he administered the Stadium's concessions, merchandise and parking agreements. He was also involved in formulating the stadium's traffic and parking plan, as well as general oversight of all legal affairs. Naqi helped negotiate the naming rights agreement for MetLife Stadium, and played a leading role in securing the historic and successful bid for the Super Bowl in 2014.

Naqi is a veteran of the National Football League, Major League Baseball and the NCAA. He began his career in 1997 with the law firm of Covington and Burling in Washington, D.C., which led to a four-year stint in the NFL office as a paralegal and a player personnel analyst.

In 2002, Naqi was named Assistant Director of Enforcement for the NCAA before he returned to school to complete a joint Juris Doctor and Master's of Business Administration degree at Northwestern University. While at Northwestern's Kellogg School of Management, he developed a continuing education program for current and former NFL players to provide them with business skills during and after their playing careers.

In 2006, Naqi joined the Executive Development Program with Major League Baseball and the New York Mets, serving two years in that capacity.

Naqi attended Cornell University, earning his bachelor's degree in Industrial and Labor Relations in 1997. He is a member of the New York State Bar.

SCOTT MASSEY
SENIOR VICE PRESIDENT, CORPORATE PARTNERSHIPS



Scott Massey, the Jaguars' Senior Vice President, Corporate Partnerships, joined the organization on May 29, 2012. For the previous seven years Massey served as Vice President, Business Development/Title Sponsor Relations for the PGA TOUR.

During a nine-year career with the PGA TOUR, Massey oversaw over 15 of the TOUR's title sponsor relationships, ranging from automotive to financial and insurance services to consumer products and others. Prior to this role, Massey managed several of the PGA TOUR's largest Official Marketing Partnerships.

Prior to joining the PGA TOUR, Massey held sales and marketing roles with several sports related companies including International Management Group (IMG), golfweb.com and Quokka Sports.

Massey grew up in Boulder, CO and is a graduate of the University of Colorado, earning his bachelor's degree in finance in 1987. He and his wife Nancy have two sons, Hanks and Davis.

SASHI BROWN
GENERAL COUNSEL



Sashi Brown joined the Jaguars prior to the 2005 NFL season. Now in his seventh season with the Jaguars, Brown advises the franchise in a variety of legal and business matters. His responsibilities include contract negotiation, employment matters, insurance and risk management, intellectual property and licensing issues and litigation management.

Prior to joining the Jaguars, Brown was an attorney with Wilmer, Cutler, Pickering, Hale and Dorr, a private law firm based in Washington, D.C. As a member of the firm's corporate law practice group, Brown advised companies in a variety of business transactions.



Brown earned an undergraduate degree from Hampton University in 1998 and a juris doctorate degree from Harvard Law School in 2002. Brown is a member of the New York, District of Columbia and Florida bars.

In addition to his duties with the Jaguars, Brown serves as a member of the Board of Directors and Chairman of the Section 8 Subcommittee to the Jacksonville Housing Authority. Brown resides in Jacksonville with his wife Paige. He is a native of Boston, Massachusetts, where he was born on May 15, 1976.

PETER RACINE
PRESIDENT, JAGUARS FOUNDATION



Peter Racine oversees grantmaking and other programs for the Jaguars Foundation, the philanthropic arm of the team. Racine began his career in nonprofit work as a college volunteer at Covenant House's homeless and runaway youth shelter in New York City and went on to help begin Covenant House's programs in Houston, Texas and Toronto, Canada. From 1987 to 1992, he and his spouse Kelly established Covenant House's programs for Honduran street children in Honduras, Central America where he served as Executive Director. He was featured on Dateline-NBC for his work with young glue addicts and in Time Magazine for work on behalf of minors exploited by prostitution rings. Prior to joining the Jaguars Foundation in September of 2000, Racine was Executive Director of the Northeast Florida Exchange Club Center for the Prevention of Child Abuse.

Racine has been a partner in various national and international initiatives, including The Community Partnership for Protecting Children with the Edna McConnell Clark Foundation; Early Childhood Violence Prevention Project with the U. S. Centers for Disease Control and Prevention; Outreach to Urban Street Children with the European Economic Community; the Sports Philanthropy Project with The Robert Wood Johnson Foundation; and Local Initiatives Support Corporation (LISC)-Jacksonville's Neighborhood Revitalization Initiative with The Community Foundation, Jessie Ball duPont Fund and City of Jacksonville.

Racine received his B.A. at Rutgers University in New Jersey, and his M.T.S. at Catholic Theological Union in Chicago. He, his spouse Kelly and daughter Miriam reside in Jacksonville.

BRUCE SWINDELL
VICE PRESIDENT, INFORMATION TECHNOLOGY



As Vice President, Information Technology, Bruce Swindell is responsible for the development, procurement, implementation and management of computer-related technology and training within the Jaguars organization. This support extends to all facets of the business, and includes database and application development and support, network administration, help desk support and hardware maintenance.

Swindell joined the Jaguars on November 29, 1994, following 21 years of service in the U.S. Navy. During his Naval career, he served in various locations throughout the United States and the world, including Iceland, Puerto Rico and the British Indian Ocean Territories. He is one of just 10 current staff members who joined the franchise in 1994.

Swindell was born December 1, 1954 in Woodbury, N.J., and received a degree in business administration from Limestone College in Gaffney, S.C. He and his wife, Jane, have a son, Wade, a daughter, Erica, and three grandchildren.

TIM BISHKO
DIRECTOR, TICKET OPERATIONS & SERVICE



Timothy Bishko has been the director of ticket operations for the Jaguars since 2000. He is responsible for ticket operations and ticket distribution. Bishko joined the Jaguars in September 1994 as a ticket specialist, and he worked his way up the ranks to his current position. He is one of 10 staff members who joined the franchise in 1994. Prior to joining the Jaguars, he was an intern in the athletic department at Jacksonville University.

He received an associate degree in sports administration from Becker College in 1991 and a bachelor's degree in sport management from the University of Massachusetts in 1994. He was born November 3, 1971 in Hadley, Mass. Bishko is single and lives in Jacksonville.

RYAN ROBINSON
DIRECTOR, PUBLIC RELATIONS



Ryan Robinson is in his eighth season with the Jaguars, his 11th in the NFL, and his first as Director of Public Relations. Robinson previously served as Communications Manager from 2005-11.

Before joining the Jaguars, Robinson spent four years as the Executive Director for the PeyBack Foundation (2001-05) in Indianapolis, Indiana. Prior to that, he spent three years as the Assistant Director of Public Relations for the Indianapolis Colts (1999-2001) and also worked at Jarrard-Ingram Public Relations as an Account Executive and as a Media Relations Assistant in the University of Kentucky Athletics Department. His professional experience also includes internships with ESPN X Games, Minnesota Vikings and the Colts.

A native of Ashland, Kentucky, Robinson received a bachelor's degree in journalism from the University of Kentucky in 1998. He is single and resides in Jacksonville.

KURT WISENBAUGH
DIRECTOR, GAME PRESENTATION/EVENT PRODUCTION



Kurt Wisenbaugh was promoted to Director, Game Presentation and Event Production in 2012. Now in his sixth year with the Jaguars, he is responsible for all game presentation, event production and fan interactive areas, as well as the mascot, cheerleader and drumline programs. He also oversees the Team Teal program. Wisenbaugh served as Manager, Events and Game Production in 2011 and Coordinator, Events and Game Production from 2006 through 2010.

Wisenbaugh joined the Jaguars in 2006 after interning with the Florida State University Sports Information Department, NFL Players Association, Jaguars Communications Department, and Miami Dolphins Events and Broadcasting Department.

He received a degree in sport management with a minor in business from Florida State University in 2004 and an MBA from Nova Southeastern University in 2009. Wisenbaugh resides in Jacksonville with his wife, Danielle. Prior to graduating from Florida State, Wisenbaugh lived in Tulsa, OK, Johannesburg, South Africa, Lexington, KY, and Philadelphia, PA. He was born on August 31, 1982.

NICOLA DRAKE
DIRECTOR, GUEST SERVICES



Nicola Drake was named Director, Guest Services for the Jaguars in May 2012. With her recent promotion, Nicola oversees all of the Jaguars guest services initiatives, including the game day service plans and performance of our stadium partners. Through utilization of the "Seven Points of Touchdown Service" – the service philosophy created by the Guest Services Team in 2010 – she is tasked to uphold the mission of providing a safe and enjoyable environment for all fans that enter the stadium. The Guest Services Team is made up of the various stadium partners and includes SMG (facility manager), CSC (stadium security), S.A.F.E. (ushers and ticket takers), Ovations Food Services, Levy Restaurants, and Gameday Merchandising.

Drake began her 10-year tenure with the team as a Fan Services Executive in the ticket office and has served the organization in several capacities since that time. She worked as an Account Coordinator in the Corporate Sponsorship department and then moved back to the ticket office to serve as the Fan Services Manager before being promoted to Senior Manager of Fan Services and Ticket Operations.

Drake received her Bachelor of Science degree in Marketing in 2001 and her Masters of Science degree in Sport Management in 2002, both from the Florida State University. She lives in Jacksonville with her husband and daughter.

**MIKE MULARKEY**

HEAD COACH

NFL: 28TH SEASON

JAGUARS: 1ST SEASON



Mike Mularkey was named head coach of the Jaguars on January 11, 2012. Mularkey has 18 years of NFL coaching experience including two seasons as a head coach and eight as an offensive coordinator. In five of the eight seasons he was a coordinator Mularkey's team went to the playoffs. Prior to Jacksonville, his previous coaching stops were at Tampa Bay, Pittsburgh, Buffalo, Miami and Atlanta. Mularkey is the fourth head coach in Jaguars history, including Mel Tucker who served as interim head coach for the final five games of the 2011 season.

A veteran of 27 years in the NFL, Mularkey played nine seasons as a tight end for the Minnesota Vikings and Pittsburgh Steelers. The Ft. Lauderdale, Florida native attended the University of Florida, where he played tight end before being drafted by the San Francisco 49ers in 1983.

Including his rookie preseason with the 49ers, Mularkey spent his career playing for three of the NFL's legendary coaches in Bill Walsh, Bud Grant and Chuck Noll. As an assistant coach Mularkey has served on the staffs of Sam Wyche, Bill Cowher, Nick Saban, Cam Cameron and Mike Smith.

Mularkey, 50, spent the past four seasons (2008-11) as offensive coordinator for the Atlanta Falcons, a team that advanced to the postseason in three of those four seasons. The Falcons produced a 43-21 mark in Mularkey's tenure, the fifth-best record in the NFL. Over the four seasons the Falcons offense ranked ninth in total yards (354.8 per game) in the NFL, seventh in points (24.5), eighth in rushing yards (125.7), third in fewest turnovers (84), fourth in fewest sacks allowed (93) and sixth in third down conversions (44.2). The Falcons produced the top two single-season totals in team history for yards per game during Mularkey's tenure (2008, 2011).

In three of the four seasons under Mularkey, the Falcons offense produced a 3,000-yard passer, a 1,000-yard receiver and a 1,000-yard rusher in the same year. Under Mularkey's tutelage since 2008, quarterback Matt Ryan ranked seventh in passing yards (14,238) and sixth in touchdown passes (95), and had the league's fifth-lowest interception percentage (2.3). Ryan has thrown for 29 and 28 touchdown passes the last two seasons, two of the four highest marks in team history. Only Joe Flacco (44) produced more wins than Ryan (43) in his first four seasons as a starter in NFL history.

During Mularkey's tenure wide receiver Roddy White posted an NFL-best 5,220 receiving yards and ranked second with 388 receptions. White led the NFL in 2010 with a franchise-record 110 receptions. Running back Michael Turner rushed for the third-most yards per game (89.5 avg.) and the second-most touchdowns (50) during that span. Turner is one of only two running backs in the NFL to rush for 5,000 yards and 50 touchdowns since 2008. After joining the Falcons in 2009, veteran tight end Tony Gonzalez caught 19 touchdown passes and recorded 233 receptions in three seasons.

The Falcons made their second consecutive postseason appearance in 2011, marking the first time in team history the Falcons qualified for the postseason in back-to-back seasons. The 2011 season was a record-breaking campaign for the Falcons offense under Mularkey.

The 2011 Falcons set a single-season franchise record for yards per game (376.6), the 10th-highest in the NFL, and passing yards per game (262.0). For only the second time in team history, the Falcons had a 4,000-yard passer (Ryan, 4,177), a 1,000-yard rusher (Turner, 1,340) and 1,000-yard receiver (White, 1,296). In addition, White, Gonzalez and Julio Jones were one of only four trios to each have 800 or more receiving yards. The Falcons ranked sixth in the NFL with a 44.2 conversion percentage on third downs, eighth with an 88.1 scoring percentage in the red zone, third in time of possession (32:05), sixth in fewest sacks (26) and second in 10-play drives (33).

Ryan set single-season franchise marks in 2011 for passing yards (4,177) and 300-yard passing games (six) and ranked eighth in the NFL with a 92.2 passer rating. He threw for at least one touchdown in 15 straight games and concluded the regular season with 166 passes without being intercepted and 77 consecutive pass plays without being sacked. Gonzalez ranked fourth in the NFL among tight ends with 80 receptions and was named to his 12th Pro Bowl. Rookie wide receiver Julio Jones led all first-year players with eight touchdowns and ranked second with 54 receptions for 959 yards, the most touchdowns and yards by a rookie in team history.

In 2010, Mularkey was named "Coordinator of the Year" by The Sporting News. That season the Falcons set a franchise record for first downs (353) and scored the third-most points (414, 25.8 avg.) in team history. The Falcons ranked third in the NFL in time

of possession (32:15), third down conversions (46.7) and scoring efficiency (scoring on 70 of 178 possessions) while setting the franchise record for fewest turnovers in a season with 17. Six offensive players were named to the Pro Bowl including Ryan for the first time. Ryan established a team record with 357 completions and threw for 3,705 yards with 28 touchdowns and only nine interceptions. While White led the NFL in receptions with 115, Turner led the NFC with 1,389 rushing yards.

Injuries hampered both Ryan and Turner in 2009 but the offense still averaged 340.4 yards per game while the Falcons posted back-to-back winning seasons for the first time in team history. White led the team with 1,153 receiving yards and a career-best 11 touchdowns. Gonzalez, in his first season with the Falcons, set a team record for tight ends with 88 receptions for 867 yards and six touchdowns.

In Mularkey's first season with the Falcons, the club ranked second in the NFL with an average of 152.7 rushing yards per game and was sixth in total offense with a then-franchise-record average of 361.2 yards per game. The Falcons broke a 27-year old record by totaling 5,799 net yards and established a new club mark by surrendering only 17 sacks. Turner rushed for 1,699 yards and a team-record 17 rushing touchdowns while finishing second in the NFL in MVP balloting. Ryan was named the Associated Press Rookie of the Year as he became only the second rookie in NFL history at the time to throw for 3,000 yards in his first season, joining Peyton Manning (1998).

Prior to joining the Falcons, Mularkey spent two seasons with the Miami Dolphins, as offensive coordinator in 2006 and tight ends coach in 2007.

Mularkey served as head coach of the Buffalo Bills from 2004-05, leading the club to a 14-18 overall record. In his first season he directed the Bills to their first winning season in five years with a 9-7 record as the club tallied wins in nine of its final 12 games. The 2004 campaign is the last time the Bills have posted a winning record.

From 1996-2003, Mularkey spent eight seasons on the Pittsburgh Steelers coaching staff under head coach Bill Cowher, including the last three years as offensive coordinator. Under Mularkey's direction as coordinator, the Steelers finished third and fifth, respectively, in the NFL in total offense in his first two years. The Steelers led the NFL in rushing in 2001 with a 173.4-yard average per game, finishing that campaign with a 13-3 record and an AFC Central Division title while advancing to the AFC Championship game.

In 2001 Mularkey was named Assistant Coach of the Year by the Pro Football Writers of America. That season he tutored quarterback Kordell Stewart, who threw for 3,109 yards and was voted to the Pro Bowl. Mularkey played a key role in the development of quarterback Tommy Maddox's career in 2002. After not playing in the NFL for five years, Maddox threw for 2,836 yards with 20 touchdowns and set a single-season franchise record with a 62.1 completion percentage to earn NFL Comeback Player of the Year honors.

Mularkey spent his first five seasons in Pittsburgh as the club's tight ends coach where he helped mold Mark Bruener into one of the best run-blocking tight ends in the league. Running back Jerome Bettis eclipsed the 1,000-yard rushing mark for five straight years, while the Steelers ranked among the top 10 in the league in rushing in all five seasons including an NFL-best 154.9-yard average in 2007.

Mularkey entered the NFL coaching ranks in 1994 with the Tampa Bay Buccaneers as quality control coach before he was promoted to tight ends coach the following season. In his only season working with the Buccaneers tight ends, Jackie Harris had a team-high 62 receptions for 751 yards to become one of only three tight ends in team history to lead the team in receiving. Mularkey began his coaching career in 1993 at Concordia College where he oversaw the offensive line.

Drafted in the ninth round by the San Francisco 49ers in 1983, Mularkey played nine seasons in the NFL. He was released by the 49ers at the end of his first training camp and was signed by Minnesota. He spent the next six seasons with the Vikings before being signed as a Plan B free agent in 1989 by the Steelers, where he played for three seasons. Mularkey concluded his career with 102 receptions for 1,222 yards and nine touchdowns in 114 games played.

On June 25, 2012, Mularkey was named to the Advisory Board for Ronald McDonald Charities in Jacksonville.

A graduate of Northeast High School in Ft. Lauderdale, Florida, Mularkey played quarterback and earned a scholarship to the University of Florida. He was a three-year letterman at tight end for the Gators from 1979-82. He and his wife, Betsy, have two sons, Patrick, a strength assistant with the Jaguars, and Shane, a student at the University of North Carolina.

COACHING BACKGROUND: Concordia College 1993, Tampa Bay Buccaneers 1994-95, Pittsburgh Steelers 1996-2003, Buffalo Bills 2004-05 (head coach), Miami Dolphins 2006-07, Atlanta Falcons 2008-11, Jacksonville Jaguars 2012 (head coach).

**MIKE MULARKEY COACHING CAREER**

Year	Team	Position	Record
1993	Concordia College	Offensive Line	6-4
1994	Tampa Bay Buccaneers	Quality Control Coach	6-10
1995	Tampa Bay Buccaneers	Tight Ends Coach	7-9
1996	Pittsburgh Steelers	Tight Ends Coach	10-6
1997	Pittsburgh Steelers	Tight Ends Coach	11-5
1998	Pittsburgh Steelers	Tight Ends Coach	7-9
1999	Pittsburgh Steelers	Tight Ends Coach	6-10
2000	Pittsburgh Steelers	Tight Ends Coach	9-7
2001	Pittsburgh Steelers	Offensive Coordinator	13-3
2002	Pittsburgh Steelers	Offensive Coordinator	10-5
2003	Pittsburgh Steelers	Offensive Coordinator	6-10
2004	Buffalo Bills	Head Coach	9-7
2005	Buffalo Bills	Head Coach	5-11
2006	Miami Dolphins	Offensive Coordinator	6-10
2007	Miami Dolphins	Tight Ends Coach	1-15
2008	Atlanta Falcons	Offensive Coordinator	11-5
2009	Atlanta Falcons	Offensive Coordinator	9-7
2010	Atlanta Falcons	Offensive Coordinator	13-3
2011	Atlanta Falcons	Offensive Coordinator	10-6

Record as an NFL Head Coach (Two Seasons)	14-18 (.438)
Record as an NFL Offensive Coordinator (Eight Seasons)	77-49 (.611)
Record as an NFL Tight Ends Coach (Seven Seasons)	51-61 (.455)
Record as an NFL Quality Control Coach (One Season)	6-10 (.375)
Record as a College Position Coach (One Season)	6-4 (.600)

MIKE MULARKEY PLAYING CAREER

Receiving	Team	GP/GS	REC	YDS	AVG	LG	TD
1983	Minnesota	3/3	0	0	0.0	0	0
1984	Minnesota	16/2	14	134	9.6	26	2
1985	Minnesota	15/5	13	196	15.1	51	1
1986	Minnesota	16/1	11	89	8.1	20	2
1987	Minnesota	9/0	1	6	6.0	6	0
1988	Minnesota	16/0	3	39	13.0	19	0
1989	Pittsburgh	14/14	22	326	14.8	34	1
1990	Pittsburgh	16/15	32	365	11.4	28	3
1991	Pittsburgh	9/6	6	67	11.2	21	0
Career (Nine Years)		114/46	102	1,222	12.0	51	9

JAGUARS HEAD COACHES

1995-2002	Tom Coughlin	72-64-0
2003-2011	Jack Del Rio	69-73-0
2011	Mel Tucker (interim)	2-3-0
2012	Mike Mularkey	

NFL HEAD COACHES WITH PLAYING EXPERIENCE

Mike Mularkey had the fifth-longest playing career in the NFL among the league's 10 current head coaches who played in the NFL. Mularkey played nine seasons in the NFL with Minnesota (1983-88) and Pittsburgh (1989-91). Here are the 10 current head coaches with NFL playing experience:

COACH	YEARS IN NFL
Jim Harbaugh	14
Jason Garrett	12
Mike Munchak	12
Ron Rivera	11
Mike Mularkey	9
Gary Kubiak	9
Ken Whisenhunt	9
Leslie Frazier	6
Jeff Fisher	5
Sean Payton	1

MEL TUCKER
ASSISTANT HEAD COACH/
DEFENSIVE COORDINATOR

NFL: 8TH SEASON JAGUARS: 4TH SEASON



Now in his 16th year of coaching and his eighth in the NFL, Mel Tucker joined the Jaguars coaching staff on January 24, 2009. He is in his fourth season as defensive coordinator for the Jaguars and his first as assistant head coach. Tucker served as interim head coach for the final five games of the 2011 season after being named to the post on November 29.

The Jaguars improved defensively from 28th in 2010 to sixth in 2011, the second-largest improvement in the NFL and improved in nearly every statistical category from the previous season. In 2011 Tucker's defense allowed 313.0 yards per game, the fewest since 2006, and ranked ninth in rushing yards per game (104.2), eighth in passing (208.8), second in fewest completions of 20-plus yards (43), third in fewest plays of 20-plus yards (51), second in most three-and-out drives (57) and third in first downs allowed per game (16.8). The unit ranked in the top 10 in 16 of the 17 weeks in 2011 despite using 14 different starting lineups in 16 games because of injuries. Only five players started all 16 games on defense and only eight players played in all 16 games. The unit lost two starting cornerbacks, a starting linebacker and starting defensive end in consecutive weeks to season-ending injuries.

The 2010 defense utilized eight different starting combinations in the first nine weeks. Just five players started all 16 games on defense and nine different players made starts in the secondary over the course of the season. Despite the turnover, the defense improved in sack production, from 14 the year before to 26. In his first year with the Jaguars in 2009, Tucker saw 21 different players make starts including four rookies. Among those rookies were two 16-game starters who were drafted in the third round in cornerback Derek Cox and defensive tackle Terrance Knighton. The defensive unit had the same starting lineup in consecutive games only once in 2009.

Tucker coached for four seasons with the Cleveland Browns (2005-08), serving as defensive backs coach for three seasons before being promoted to defensive coordinator in 2008. Under Tucker's guidance the Browns ranked fifth in the NFL from 2005-08 with 73 interceptions and allowed the fourth-fewest completions of 25-plus yards (78).

The 2008 Browns defense ranked 14th in NFL pass defense (204.6) and tied for third with 23 interceptions. The defense finished with 31 takeaways, tied for the third-most in the NFL. Tucker was responsible for the development of two young safeties in 2007 in Sean Jones and Brodney Pool and two rookie cornerbacks who made an immediate impact. 2007 second-round pick Eric Wright tied for sixth in the NFL in 2008 with five interceptions while Jones had four interceptions.

In 2006 the Browns secondary was depleted by injuries, yet ranked 15th in the NFL in pass defense. The unit lost starters Daylon McCutcheon in training camp and Gary Baxter in week seven, and Leigh Bodden missed seven games. Jones and Daven Holly tied for the team lead with five interceptions apiece. In his first season with the Browns, Tucker's secondary unit ranked fourth in the NFL in pass defense.

Prior to joining the Browns, Tucker spent eight seasons coaching on the collegiate level. He spent four seasons on Jim Tressell's staff at Ohio State, coaching defensive backs and serving as co-defensive coordinator during the 2004 season. Two of Tucker's Ohio State players, strong safeties Michael Doss and Will Allen, earned first-team All-America honors, while cornerback Chris Gamble was a second-team All-America selection.

Tucker, 40, began his coaching career at Michigan State as a graduate assistant under Nick Saban from 1997-98. He spent the 1999 season as defensive backs coach at Miami (Ohio) before serving in the same capacity at Louisiana State in 2000 under Saban.

Tucker was a standout basketball and football player at Cleveland Heights High School. He was a four-year letterman as a defensive back at the University of Wisconsin (1992-95), graduating in 1995 with a degree in agricultural business management. His father, Melvin ("Mel"), was a standout football and basketball player at Toledo and is a member of the Toledo University Athletic Hall of Fame. Tucker and his wife, Jo-Ellyn, have two sons, Joseph and Christian.

COACHING BACKGROUND: Michigan State 1997-98, Miami (Ohio) 1999, Louisiana State 2000, Ohio State 2001-04, Cleveland Browns 2005-08, Jacksonville Jaguars 2009-12.



BOB BRATKOWSKI
OFFENSIVE COORDINATOR

NFL: 21ST SEASON JAGUARS: 1ST SEASON



Bob Bratkowski was named offensive coordinator for the Jaguars on January 13, 2012. Bratkowski has 20 years of NFL coaching experience including 14 as an offensive coordinator. He has previously worked with Jaguars head coach Mike Mularkey on two coaching staffs, in Atlanta last season and in Pittsburgh from 1999-2000. Now in his 35th year in coaching, Bratkowski coached 14 seasons at the collegiate level before entering the NFL in 1992.

Bratkowski served as quarterbacks coach for the Atlanta Falcons in 2011. Under Bratkowski's tutelage, Falcons quarterback Matt Ryan set single-season franchise marks in 2011 for passing yards (4,177) and 300-yard passing games (six) and ranked eighth in the NFL with a 92.2 passer rating. He threw for at least one touchdown in 15 straight games and concluded the regular season with 166 passes without being intercepted and 77 consecutive pass plays without being sacked. The Falcons set a single-season franchise record for yards per game (376.6) and passing yards per game (262.0).

Prior to joining the Falcons, Bratkowski spent 10 seasons (2001-10) with the Cincinnati Bengals as offensive coordinator. During his tenure in Cincinnati, the Bengals averaged 321.2 yards per game and 20.2 points per game. The Bengals ranked in the NFL's top seven in passing offense and in the top 10 in total offense in three of his final six seasons with the club. Seven players were named to the Pro Bowl during Bratkowski's stint with the Bengals, including WR Chad Ochocinco, OT Willie Anderson, RB Corey Dillon, WR T.J. Houshmandzadeh, RB Rudi Johnson, FB Lorenzo Neal and QB Carson Palmer.

Under Bratkowski's direction, Palmer ranked fifth in the NFL in his first four seasons (2004-07) as a starter in passing yards (14,899), fourth in touchdown passes (104), sixth in completions of 25-plus yards (101) and eighth in passer rating (90.1). Two of the four seasons were highlighted by back-to-back 4,000-yard passing campaigns (2006, 4,035; 2007, 4,131). In Bratkowski's final season with the Bengals in 2010, Palmer ranked fourth in the NFL in attempts (586) and completions (362), sixth in passing yards (3,970) and ninth in touchdown passes (26).

In 2009 under the guidance of Bratkowski, the Bengals won the AFC North Division behind a strong running game. Three different rushers combined for a franchise-record eight 100-yard rushing games, only the second time in team history that three rushers had a 100-yard game in the same season. Running back Cedric Benson set a franchise record with six 100-yard rushing games as he finished eighth in the NFL with 1,251 yards despite missing two games with a hip injury. In Benson's absence, rookie Bernard Scott rushed for 119 yards at Oakland and veteran Larry Johnson gained 107 yards vs. Cleveland.

The Bengals 2009 offense averaged nearly four minutes more possession time than its opponents for the season (31:59 to 28:01). The Bengals ranked ninth in the NFL by allowing only 29 sacks. During Bratkowski's tenure with the Bengals, the club set franchise records for fewest sacks allowed twice, including a record-low 17 in 2007.

In 2007, Palmer became the fifth-fastest player (59 games) in NFL history to throw for 100 touchdown passes. Palmer knocked Brett Favre and Daunte Culpepper out of the top five in the category, and joined a group that also includes Dan Marino, Johnny Unitas, Peyton Manning and Kurt Warner.

From 2004-06, Rudi Johnson ranked fourth in the NFL with 4,221 rushing yards, the most by any Bengal in a three-season span. In Bratkowski's first two seasons as offensive coordinator, Corey Dillon posted back-to-back 1,300-yard rushing seasons. QB Jon Kitna revived his career under Bratkowski and threw for a career-high 26 touchdowns in 2006 and eclipsed 3,100 passing yards in three straight seasons.

From 1999-2000, Bratkowski was wide receivers coach for the Pittsburgh Steelers. Bratkowski entered the NFL coaching ranks in 1992 as an assistant with the Seattle Seahawks and was promoted to offensive coordinator in 1995 where he served four seasons. In 1997, he coordinated the NFL's top-ranked passing offense (247.4 yards per game) and the club ranked third in total offense (359.9). The Seahawks established club records for single-season passing yards (4,187) and completions (359) in 1997 and ranked second in the NFL in first downs (331).

Prior to joining the Seahawks, Bratkowski spent 14 years as a college coach, including four different stints as offensive coordinator at Weber State (1981-85), Wyoming (1986), Washington State (1987-88) and Miami (Fla.) (1989-91). The Hurricanes won national championships in two of the three seasons (1989, 1991) with Bratkowski directing the

offense. He began his coaching career as an assistant coach at Missouri from 1978-80. A native of San Angelo, Texas, Bratkowski was a three-year letterman as a wide receiver at Washington State. His father, Zeke, played quarterback for 14 seasons in the NFL, seeing action for the Bears, Rams and Packers.

Born Dec. 2, 1955, Bob and his wife, Rebecca, have two children, son Shane and daughter Courtney.

COACHING BACKGROUND: Missouri 1978-80, Weber State 1981-85, Wyoming 1986, Washington State 1987-88, Miami (Fla.) 1989-91, Seattle Seahawks 1992-1998, Pittsburgh Steelers 1999-2000, Cincinnati Bengals 2001-10, Atlanta Falcons 2011, Jacksonville Jaguars 2012.

JOHN BONAMEGO
SPECIAL TEAMS COORDINATOR

NFL: 14TH SEASON JAGUARS: 5TH SEASON



Now in his 26th year in coaching, John Bonamego was named special teams coordinator for the Jaguars on January 20, 2012. Bonamego spent four seasons with the Jaguars from 1999-2002 including his final season as special teams coordinator.

Bonamego spent the 2011 season as assistant special teams coach for the New Orleans Saints. Bonamego was special teams coordinator for the Miami Dolphins from 2008-10 and mentored several young players in kicker Dan Carpenter, punter Brandon Fields and return specialist Ted Ginn, Jr. Carpenter signed with the Dolphins as an undrafted rookie in 2008 and connected on 46 of his 53 field goal attempts (86.8 pct.) in his first two seasons. He set a Dolphins rookie record in 2008 with 11 straight made field goals and he was voted to the Pro Bowl after making 25 of 28 attempts. Fields set a franchise record with a 38.9-yard net average in 2009. Ginn, Jr. became the first player in NFL history to score two kickoff return touchdowns of 100 yards or more in the same game as he accomplished the feat on November 1, 2009. He was the first player in 42 years to have two returns for touchdowns in the same quarter while also recording 299 return yards, the second-most single-game kickoff return yardage total in NFL history. The Dolphins' 2009 special teams units were ranked 10th in the NFL by the Dallas Morning News.

Bonamego served two seasons (2006-07) with the Saints as special teams coordinator. The 2006 unit helped catapult the club to a 10-6 record, the NFC South title and an NFC Championship game appearance, with two game-changing plays. Against Atlanta, safety Steve Gleason blocked a punt that was recovered for a touchdown in the first quarter and the Saints blocked a field goal later in the game. In week five vs. Tampa Bay, Reggie Bush had a 65-yard game-winning punt return for a touchdown. The Saints finished the 2006 season ranked sixth in the NFL in opponent punt return average (7.0) and fourth in the NFC in kickoff return average (23.0). The Saints did not allow a kickoff return of more than 40 yards.

Bonamego spent three seasons (2003-05) as special teams coordinator for the Green Bay Packers. In his final season with the Packers, the team had the league's longest punt return for a touchdown (85 yards vs. Chicago), did not allow a return touchdown, and blocked two PATs and one field goal attempt. The Packers were one of only four teams in the NFL in 2004 that did not surrender a return touchdown or have a kick blocked. The Packers allowed only 20.2 yards on kickoff returns and ranked sixth in field goal percentage (85.7). The club had four game-winning field goals in 2004, the most since the 1970 merger.

In 2003, Bonamego's first season in Green Bay, the Packers finished fourth in the NFL in field goal percentage, fifth in kick return average and did not allow a blocked punt or field goal. The Packers blocked a field goal and a punt in the same season for the first time since 1997 and won the NFC North title.

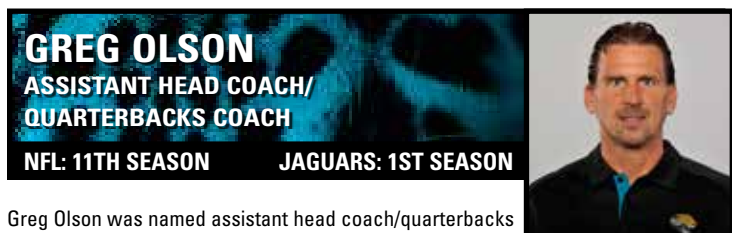
Bonamego joined the Jaguars coaching staff in 1999, working for three seasons as assistant special teams coach under Frank Gansz. Bonamego was promoted to special teams coordinator in 2002, and the 2002 special teams units ranked third in the rankings by The Dallas Morning News. The unit blocked four kicks (two field goals, two punts) and led the AFC in kick coverage (19.5-yard avg.). The Jaguars also led the AFC in gross and net punting average and were one of only two NFL teams that did not allow a return touchdown or a blocked kick. Punter Chris Hanson was selected to the AFC Pro Bowl squad in 2002.

Bonamego spent time on the collegiate level as an assistant coach at Maine (1988-91), Lehigh (1992) and Army (1993-98). He spent 1987 as a player-coach in Europe with the Verona (Italy) Redskins and was also an assistant at Mt. Pleasant (Mich.) High School.



Bonamego played wide receiver and quarterback at Central Michigan, where he earned a degree in health fitness in 1987. He received his master's degree in physical education from Maine in 1992. Bonamego also received an honorary doctorate degree from Central Michigan in 2009. He and his wife, Paulette, have three children: Javier, Giovanni and Bellina.

COACHING BACKGROUND: Verona (Italy) Redskins 1987, Mt. Pleasant High School 1987, Maine 1988-91, Lehigh 1992, Army 1993-98, Jacksonville Jaguars 1999-2002, Green Bay Packers 2003-05, New Orleans Saints 2006-07, Miami Dolphins 2008-10, New Orleans Saints 2011, Jacksonville Jaguars 2012.



Greg Olson was named assistant head coach/quarterbacks coach for the Jaguars on January 19, 2012. Olson has 25 years of coaching experience including 10 in the NFL and 15 at the collegiate level. His resume includes six seasons as an offensive coordinator in the NFL with Detroit (2005), St. Louis (2006-07) and Tampa Bay (2009-11).

Prior to joining the Jaguars Olson served four seasons with the Buccaneers including the last three as offensive coordinator. He spent the 2008 season as quarterbacks coach. Olson, 48, was responsible for the development of quarterback Josh Freeman, the 17th overall pick in the 2009 draft. Under Olson's guidance Freeman threw for 8,898 yards and 51 touchdowns in his first three seasons as a starter. In 2011 Freeman ranked eighth in the NFL with a 62.8 completion percentage and 13th with 3,592 passing yards.

In Olson's second season as offensive coordinator in 2010, Freeman ranked sixth in the NFL with a 95.9 passer rating while throwing for 3,451 yards, 25 touchdowns and only six interceptions, placing him ninth for touchdown-to-interception ratio in NFL single-season history. Olson helped guide the Buccaneers to one of their best offensive seasons in team history, setting franchise records for yards per play (5.61), average per rush (4.64 yards), average per pass play (7.21), passer rating (96.2) and fewest interceptions thrown (six). The Buccaneers also finished with the fourth-most points scored (341), third-most yards in total offense (5,362) and second-best third down percentage (42.2%) in a single season in team history.

The Buccaneers were the youngest team in the NFL in 2010 and wide receiver Mike Williams, a fourth-round draft pick, finished the year leading all rookie receivers in the league in every major receiving category while setting a single-season team record with 11 touchdown receptions. Running back LeGarrette Blount's 1,007 rushing yards led all rookie running backs and he became just the second undrafted rookie running back in NFL history to finish with over 1,000 yards. It marked the first time since 1968 that a team had two different players lead all rookies in rushing and receiving yards.

Despite his late elevation to the coordinator position in 2009, Olson's offense showed consistent growth around Freeman. The offense recorded three games of 400-plus yards of total offense, including 469 yards at Carolina for the fifth-best single-game performance in team history and the most by the team in over 20 years. Working closely with Olson, Freeman led all rookie quarterbacks in completion percentage (54.5) while setting Buccaneer rookie records for touchdown passes (10) and passing yards (1,855) despite starting in just nine games. He also threw the most touchdown passes by a rookie in a single game in team history as he became the second-youngest quarterback to win his first career start since 1970 with a 38-28 come-from-behind win over Green Bay in Week 9.

Kellen Winslow had the best season by a tight end in team history in 2009 as he led or tied for the team lead in receptions in 12 of the 16 games, and also led the team in receiving yards eight times. He led the team in receptions (77) and receiving yards (884), both good for single-season franchise records among tight ends. Winslow also led the team with five receiving touchdowns, tied for the fourth-most in a single season among Buccaneer tight ends.

In his first season in Tampa Bay in 2008, Olson was part of an offense that ranked 14th in the NFL and ninth in the NFC in total offense. In addition, the Buccaneers featured the 11th-ranked passing offense in the NFL as Tampa Bay signal callers passed for 3,788 yards. It marked the second-highest passing yardage total in team history while the 63.2 completion percentage ranked third in team history and the 83.8 passer rating by Olson's unit was the fourth-best in team annals. The Buccaneers offense finished the season amassing 5,456 total yards, the highest total in team history, while scoring 361 points, the second-highest total in team annals. Under Olson's tutelage, Jeff Garcia

was tied for second in the NFL for fewest interceptions (six), was ninth in the league and third in the NFC in completion percentage (64.9) and ninth in the NFL and fifth in the NFC in quarterback rating (90.2).

Prior to joining Tampa Bay Olson spent two seasons (2006-07) as offensive coordinator for the St. Louis Rams. In his first year with the Rams in 2006 he helped guide a high-powered offense that ranked sixth in the NFL in total offense (360.4 yards per game) and a passing offense that ranked third (247.6) in the NFC.

Under Olson's direction, the 2006 Rams became just the fourth team in NFL history to produce a 4,000-yard passer (Marc Bulger), a 1,500-yard rusher (Steven Jackson) and two 1,000-yard receivers (Torry Holt and Isaac Bruce). Bulger, Jackson and Holt were all selected to the Pro Bowl. Bulger also posted career-highs in passing yards (4,301), passing touchdowns (24) and passing attempts (588) and completions (370) while ranking second in the NFL in interception percentage (1.4%). Jackson also had a career-year in 2006, leading the NFL in yards from scrimmage with 2,334, and he led all NFL running backs with 90 receptions and was fifth in the NFL in rushing yards with 1,528.

Prior to his time with the Rams, Olson spent one season as quarterbacks coach (2004) and one season as offensive coordinator/quarterbacks coach (2005) for the Detroit Lions. In 2004 Olson took over play-calling duties for the Lions with three games remaining in the season and the Lions offense went on to average 403.6 total yards per game. In 2005 Olson was named offensive coordinator of the Lions in Week 11.

Olson entered the NFL as quarterbacks coach for the San Francisco 49ers in 2001 under head coach Steve Mariucci. In 2001 49ers quarterback Jeff Garcia threw for a career-high 32 touchdown passes while posting a career-best 94.8 passer rating and 62.7 completion percentage. Following one season as tight ends/recruiting coordinator at Purdue, Olson spent one season as quarterbacks coach for the Chicago Bears in 2003.

From 1997-2000, as quarterbacks coach at Purdue, Olson played a key role in the development of Pro Bowl and Super Bowl-winning quarterback Drew Brees. Under Olson, Brees was a Heisman Trophy finalist in 1999 and 2000 while winning the Maxwell Award as the nation's most outstanding player in 2000. He was also a finalist for the Davey O'Brien Award as the nation's top quarterback in 1999 and 2000. Brees finished his collegiate career as the Big Ten and Purdue's all-time leader in passing yardage (11,792), touchdown passes (90), total yards (12,693), completion percentage (61.1%), completions (1,026) and attempts (1,678). He also ranked fourth in NCAA Division I-A history for total offense, completions and attempts upon his departure from Purdue. Under Olson, Brees had seven 400-yard passing games and 16 300-yard passing games. Brees earned Big Ten Player of the Year honors in 1998 and 2000 and All-Conference accolades for three straight years (1998-2000).

Olson began his coaching career in 1987 as a graduate assistant under the tutelage of head coaches Dennis Erickson (1987-88) and Mike Price (1989) at Washington State, where he earned his master's degree in athletic administration. He spent four seasons (1990-93) as an assistant at Central Washington University and two seasons at Idaho (1994-96). At Central Washington Olson developed quarterback Jon Kitna, who went on to become an NFL starter at Seattle, Cincinnati and Detroit. Olson also served as wrestling coach for four seasons at Central Washington including the last two as head coach.

A native of Richland, Washington, Olson played quarterback at Spokane Falls Junior College from 1981-82 and at Central Washington from 1983-84, earning his bachelor's degree in education. He and his wife, Lissa, have twins, Kenneth and Grayce. Lissa was the first female to be named head coach of a Division I track and field men's track team when she took over at Purdue in March of 2001. She spent 2011 as an assistant track coach at the University of South Florida.


COACHING BACKGROUND: Washington State 1987-89, Central Washington 1990-93, Idaho 1994-96, Purdue 1997-2000, 2002, San Francisco 49ers 2001, Chicago Bears 2003, Detroit Lions 2004-05, St. Louis Rams 2006-07, Tampa Bay Buccaneers 2008-11, Jacksonville Jaguars 2012.





TOM MYSLINSKI
STRENGTH AND CONDITIONING COORDINATOR

NFL: 15TH SEASON JAGUARS: 1ST SEASON



Tom Myslinski was named strength and conditioning coordinator for the Jaguars on January 27, 2012. Myslinski played nine seasons as an offensive lineman in the NFL and spent three seasons as strength and conditioning coach for the Cleveland Browns.

Myslinski spent the past two seasons on the collegiate level, serving as strength and conditioning coach for football at North Carolina in 2011 and Memphis in 2010. He was responsible for planning and designing the interior of a \$3 million, 13,000-square-foot weight room at Memphis. Myslinski was instrumental in maintaining a 92 and 88 percent start rate throughout the last two seasons.

A native of Rome, New York, Myslinski previously served three seasons (2007-09) with the Browns as the head strength and conditioning coach. He was the club's assistant strength and conditioning coach in 2004 and also worked for the Browns on a part-time basis in 2003. He spent two seasons (2005-06) as head strength and conditioning coach at Robert Morris.

A fourth-round draft pick of Dallas in 1992, Myslinski played in 60 games with 25 starts including stints with Washington (1992), Buffalo (1993), Chicago (1993-94), Jacksonville (1995), Pittsburgh (1996-97, 2000), Indianapolis (1998) and Dallas (1999).

While playing in the NFL, Myslinski served as a volunteer assistant strength and conditioning coach at the University of Pittsburgh from 1998-2001, working primarily with offensive and defensive linemen. Prior to his stint at Pittsburgh he spent 1996 as the volunteer strength and conditioning coach at the University of North Florida, where he managed all aspects of physical and mental development with the school's student-athletes. He also has served as a martial arts consultant to numerous collegiate athletic programs.

Myslinski developed and patented the "Tunch Punch Ladder" hand agility pad and has trained under offensive line guru Tunch Ilkin, who is the developer of the Tunch Punch system, which is used extensively by offensive line coaches throughout the NFL. He has published peer-reviewed research in the Journal of Strength and Conditioning Research on the development of strength and power using heavy chains and bands in addition to weights.

Myslinski is registered and certified by the National Strength and Conditioning Association (NSCA) and serves on the organization's Coaching Performance Committee and Human Performance Center Committee.

Myslinski earned all-conference honors at the University of Tennessee and earned eight varsity letters including four in football and four in track and field. He started at guard for back-to-back SEC championship teams (1989-90) and was also a member of the Volunteers' 1991 NCAA Champion track and field team. He earned a Bachelor of Science degree in kinesiology in 1992 and was a two-time Academic All-SEC member. He later earned his master's degree from the University of Pittsburgh in exercise physiology. Myslinski and his wife, Amy, have three children: Thomas, Emily and Michael.

COACHING BACKGROUND: Cleveland Browns 2003-04, 2007-09, Robert Morris 2005-06, Memphis 2010, North Carolina 2011, Jacksonville Jaguars 2012.

CRAIG AUCKERMAN
ASSISTANT SPECIAL TEAMS COACH

NFL: 3RD SEASON JAGUARS: 2ND SEASON



Craig Aukerman is in his second season on the Jaguars staff and his first as assistant special teams coach. Aukerman spent the 2011 season as the Jaguars' defensive staff assistant, working mainly with the linebackers. Aukerman has 12 years of coaching experience and entered the NFL in 2010 when he served as defensive assistant on the Denver Broncos coaching staff.

The Jaguars defense ranked sixth in the NFL in 2011 and was led by linebackers Paul Posluszny and Daryl Smith. Posluszny led the team with a career-high 192 tackles along with nine tackles for loss, and Smith finished with 166 stops and a set a franchise record with 15 tackles for loss.

Aukerman's coaching career includes a decade at the collegiate level with seven seasons in the Mid-American Conference. He spent the 2009 season coaching linebackers for Kent State, which led all MAC defenses in red zone scoring that year.

From 2005-08 Aukerman coached linebackers at Miami (Ohio) in his second stint at the school. He previously spent the 2001-02 seasons as a graduate assistant at Miami. He returned for the 2005-08 seasons to coach linebackers in addition to serving as co-special teams coordinator the last two years. In 2008, he coached three linebackers who were on the Butkus Award watch list, marking the first time in the history of the Butkus Award that one school had all three of its linebackers appear on that list in the same season.

From 2003-04 Aukerman coached linebackers at Western Kentucky. He served as outside linebackers coach in 2003 and was special teams coordinator as well as inside linebackers coach in his second season there. That year the NCAA Division I-AA team was recognized in the top 11 national rankings by ESPN and USA Today.

Aukerman began his coaching career in 2000 at his alma mater, the University of Findlay, as wide receivers coach. That followed his successful playing career as a defensive back, wide receiver and special teams player there from 1995-98. He was twice named to the NAIA All-America team and graduated in 1999 with a degree in Elementary Education.

Aukerman and his wife, Summer, live in Jacksonville with their two sons, Cayden and Bryce.

COACHING BACKGROUND: Findlay 2000, Miami (Ohio) 2001-02, 2005-08, Western Kentucky 2003-04, Kent State 2009, Denver Broncos 2010, Jacksonville Jaguars 2011-12.

BRANDON BLANEY
DEFENSIVE ASSISTANT COACH

NFL: 2ND SEASON JAGUARS: 2ND SEASON



Brandon Blaney is in his second season on the Jaguars coaching staff. He spent the 2011 season as the defensive quality control coach and was named defensive assistant coach on Jan. 18, 2012. Blaney, a veteran of 15 seasons coaching at the collegiate level, previously spent eight years on the coaching staff at the University of Kansas.

During his eight seasons at Kansas, Blaney served as recruiting coordinator as well as assistant offensive line coach and tight ends coach under head coach Mark Mangino. One of his players, tight end Derek Fine, was a fourth-round draft choice of the Buffalo Bills in 2008. As recruiting coordinator Blaney led and organized all recruiting efforts across the country.

Prior to his stint at Kansas, Blaney, 36, was on the staffs of two college teams that won national championships. He served four years (1995-98) at Youngstown State, his alma mater, which won the NCAA Division I-AA national championship in 1997. Blaney then coached at Oklahoma (1999-2000), which went undefeated and won the national championship in 2000 under head coach Bob Stoops. In 2001 Blaney served as a graduate assistant under head coach Jim Tressel at Ohio State.

Blaney attended Youngstown State and graduated in 1999 with a degree in education. He, his wife Sarah and their son Max live in Jacksonville.

COACHING BACKGROUND: Youngstown State 1995-98, Oklahoma 1999-2000, Ohio State 2001, Kansas 2002-09, Jacksonville Jaguars 2011-12.

SYLVESTER CROOM
RUNNING BACKS COACH

NFL: 22ND SEASON JAGUARS: 1ST SEASON



Sylvester Croom is a veteran of 20 years as an NFL coach and was named the Jaguars running backs coach on January 20, 2012. Croom has 36 years of coaching experience including five seasons as the head coach at Mississippi State.

Croom previously served as running backs coach for the St. Louis Rams from 2009-11. Under Croom's guidance, Rams running back Steven Jackson registered the fourth-most rushing yards in the NFL over those three seasons with 3,802. Jackson earned



Pro Bowl honors in 2009 and 2010 and finished in the top 10 among NFL rushers in all three seasons under Croom, including second in 2009 with 1,416 rushing yards.

Prior to joining the Rams staff, Croom was head coach at Mississippi State from 2004-08. Croom became the first African-American head football coach in SEC history when he took over a program that had suffered three straight losing seasons and was under NCAA probation. He helped lead the Bulldogs to an 8-5 record in 2007, including a victory in the Liberty Bowl. He was named SEC Coach of the Year in 2007 by the Associated Press, the first time a Mississippi State coach received the AP honor since 1970. Croom spent three seasons (2001-03) as running backs coach for the Green Bay Packers. Under Croom's tutelage, Ahman Green was voted to three consecutive Pro Bowls and recorded three straight 1,000-yard rushing seasons.

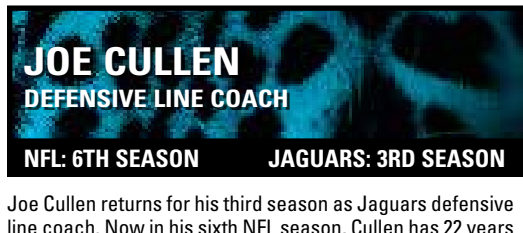

Croom was offensive coordinator for the Detroit Lions from 1997-2000. In his first season, Croom's offense ranked second in the NFL and Hall of Fame running back Barry Sanders led the NFL in rushing and became only the third player in NFL history to surpass 2,000 yards rushing. Wide receivers Herman Moore and Johnnie Morton each had 1,000-yard receiving seasons and Moore's 104 receptions led the NFL. The Lions became the first team in NFL history to have teammates lead the league in rushing and receiving in the same season.

The 57-year-old Croom also spent time as running backs coach for the San Diego Chargers (1992-96), Tampa Bay Buccaneers (1987-90) and Indianapolis Colts (1991). During his tenure with the Chargers, the club won two AFC West titles and made the playoffs three times. Running back Natrone Means set a team rushing record with 1,350 yards in 1994.

After playing the 1975 season with the New Orleans Saints, Croom returned to his alma mater, the University of Alabama, as a graduate assistant coach in 1976. He spent the next 10 seasons as an assistant coaching inside linebackers (1977-81, 1984-86) and outside linebackers (1982-83) for the Crimson Tide. In his 11 seasons with the Crimson Tide, the school played in 10 bowl games, two national championship games, and he coached four NFL first-round draft choices in E.J. Junior (1981), Mike Pitts (1983), Cornelius Bennett (1987) and Derrick Thomas (1989).

A native of Tuscaloosa, Alabama, Croom was a three-year letterman at Alabama where he played under legendary head coach Paul "Bear" Bryant. Croom joined the Crimson Tide in 1971, the year after Wilbur Jackson and John Mitchell integrated the football team. Croom started at center for the 1973 national championship team and played a major role in the Crimson Tide posting a 22-2 record in his final two seasons. During his playing career, the Crimson Tide won three SEC championships (1972-74). He earned a bachelor's degree in history from Alabama with a minor in biology and a master's degree in educational administration. The "Sylvester Croom Commitment to Excellence Award" is given annually to an Alabama player at the end of spring practice. Croom and his wife, Jeri, have one daughter, Jennifer.

COACHING BACKGROUND: Alabama 1976-86, Tampa Bay Buccaneers 1987-90, Indianapolis Colts 1991, San Diego Chargers 1992-96, Detroit Lions 1997-2000, Green Bay Packers 2001-03, Mississippi State (head coach) 2004-08, St. Louis Rams 2009-11, Jacksonville Jaguars 2012.

Joe Cullen returns for his third season as Jaguars defensive line coach. Now in his sixth NFL season, Cullen has 22 years of coaching experience including 17 on the collegiate level.

Cullen is responsible for developing the defensive line, which improved its sack total in each of the two seasons under Cullen including 31 by the defense in 2011. He has been responsible for the development of two recent draft picks in defensive tackles Terrance Knighton and Tyson Alualu. Alualu, the 10th overall pick in 2010, has started the first 32 games of his career. Fourth-year defensive end Jeremy Mincey produced career-best totals in 2011 with 101 tackles along with a team-leading eight sacks and four forced fumbles. The eight sacks were the most by a Jaguar since Bobby McCray had 10 in 2006. Mincey has at least five sacks in back-to-back seasons, the first player to accomplish that feat since McCray and Rob Meier in 2006-07.

Prior to the Jaguars, Cullen served as defensive line coach at Idaho State in 2009, and spent three seasons (2006-08) with the Detroit Lions as defensive line coach. Under his direction, the Lions finished 10th in the NFL in sacks per pass attempt and finished in the top 10 for the second straight season in sacks. Rookie defensive end Cliff Avril led all first-year players in sacks with six and in forced fumbles with four.

In 2007 the Detroit defensive line improved from 24th to ninth in the NFL in sacks as the unit registered 28.5, seventh in the league. Three different linemen had career highs in sacks. During that time Cullen instituted the "Joe Cullen Big Man Camp" for linemen in the Detroit inner-city area, which he currently operates in Jacksonville.



Before his one season at Idaho State Cullen spent 16 seasons on the collegiate level as an assistant coach. He was part of Ron Zook's first staff at Illinois in 2005 as a defensive assistant. He was on the Indiana staff for three seasons (2002-04) including the last season as defensive coordinator when the Hoosiers knocked off two ranked teams in the same season for the first time in 16 years. Cullen spent the 2001 season at Memphis as defensive line coach.

Cullen, 44, spent eight seasons (1992-98, 2000) at Richmond including three as defensive coordinator. He was promoted from defensive line coach to defensive coordinator in 1997 and spent two seasons leading the unit. Following a year at Louisiana State he returned to Richmond to lead the defense in 2000. The Spiders led the Atlantic 10 in total defense in all three seasons Cullen served as defensive coordinator. In 2000 the unit ranked fourth nationally in rushing defense and 14th in scoring defense despite playing the nation's toughest schedule.

In 1998, the club finished 9-2 and won the Atlantic 10 title and advanced to the NCAA playoffs. He left in 1999 to coach the defensive line at Louisiana State but returned in 2000 to help lead the Spiders to a 10-3 record and an appearance in the NCAA quarterfinals.

Cullen played nose guard at the University of Massachusetts from 1986-89, earning All-Yankee Conference honors three times. He later began his coaching career overseeing the defensive line at his alma mater from 1990-91. He earned his bachelor's degree in sports management and has earned credits toward a master's degree at both Illinois and Richmond.

COACHING BACKGROUND: Massachusetts 1990-91, Richmond 1992-98, 2000, Louisiana State 1999, Memphis 2001, Indiana 2002-04, Illinois 2005, Detroit Lions 2006-08, Idaho State 2009, Jacksonville Jaguars 2010-12.

Now in his 38th year in coaching, Mark Duffner returns for his seventh season as the linebackers coach for the Jaguars. Duffner joined the Jacksonville staff in 2006 following three seasons in the same capacity for the Green Bay Packers. This is Duffner's 16th season in the NFL, and he previously served 22 years coaching on the college level including 11 seasons as a head coach.

Duffner has played a major role in the development of Daryl Smith who is considered one of the NFL's most consistent linebackers. Smith has started 122 of 124 career games, and has surpassed 100 tackles in seven straight seasons, and set a franchise record with 15 tackles for loss in 2011. Smith holds the team record for career tackles with 1,084 including 166 in 2011. The Jaguars had two new starters at linebackers in 2011, with both coming via free agency to join Smith. In his first season with the Jaguars Paul Posluszny led the team with a career-high 192 tackles, the second-most in franchise history for a season. Clint Session, who played four seasons with the Colts, played in nine games with six starts before being placed on injured reserve with a concussion. Former undrafted rookie Russell Allen stepped into the starting lineup and finished with a career-high 76 tackles.

While with the Packers Duffner helped develop 2003 first-round draft pick Nick Barnett. Green Bay's defense finished the 2005 season as the seventh-ranked defense in the NFL (1st against the pass) and Barnett set the team record with 194 tackles and became the first Packer to lead the team in tackles for three consecutive seasons. In 2004 the Packers defense led the NFL in red zone defense, allowing only five conversions in 21 third-down attempts.

Duffner entered the NFL coaching ranks with the Cincinnati Bengals, where he spent six seasons as linebackers coach (1997-2000) and defensive coordinator (2001-02). In 2001 the Bengals defense allowed the unit's fewest points since 1989 and fewest yards per game since 1983. In addition, the defense set a franchise single-season record for sacks that year with 48.



Prior to joining the Bengals staff, Duffner was head coach at the University of Maryland from 1992-96. He posted a 20-35 overall record that included an 11-11 mark over his final two seasons, the school's best two-season record since 1984-85. Duffner helped the Terps achieve their first national ranking in nine years when the club ranked as high as No. 17 in 1995. In addition to the success on the field, Duffner improved Maryland's player graduation rate, with three classes in a row ranking among the nation's best (1994-96).

Duffner also served as head coach at The College of Holy Cross (1986-91) where he compiled a 60-5-1 mark that included two 11-0 seasons (1987, 1991) during his six years. He was named national coach of the year five times while at Holy Cross and 'New England Coach of the Year' five times, and his 1987 Holy Cross team was ranked No. 1 in the nation in Division I-AA by the Associated Press. Duffner initially served as defensive coordinator at the school from 1981-1985. He was inducted into the College of the Holy Cross Athletic Hall of Fame in May of 2008.

Duffner's coaching career began as a graduate assistant under Woody Hayes at Ohio State (1975-76) where he earned a master's degree before serving as defensive coordinator at the University of Cincinnati (1977-80).

Duffner played defensive line at William & Mary (1972-74) and was later inducted into the school's Hall of Fame in 1990. He and his wife, Kathy, have three children, daughters Christina and Carolyn and son John.

COACHING BACKGROUND: Ohio State 1975-76, Cincinnati 1977-80, Holy Cross, 1981-91 (head coach 1986-91), Maryland (head coach) 1992-96, Cincinnati Bengals 1997-2002, Green Bay Packers 2003-05, Jacksonville Jaguars 2006-12.

ANDY HECK
OFFENSIVE LINE COACH
NFL: 21ST SEASON JAGUARS: 9TH SEASON

Andy Heck is a veteran of 20 seasons in the NFL, with a career that includes 12 years as a player and eight in coaching. This is Heck's seventh season as the Jaguars' offensive line coach and his ninth season on the Jaguars staff. Heck joined the Jaguars coaching staff on February 9, 2004 as the offensive assistant/assistant offensive line coach. He spent the 2005 season as Jaguars assistant offensive line coach before being promoted to offensive line coach in 2006.

The Jaguars offensive line in 2011 paved the way for Maurice Jones-Drew to win the NFL rushing title with 1,606 rushing yards, which also broke Fred Taylor's franchise single-season rushing record. Key to Jones-Drew's success has been the presence of veteran center Brad Meester. In 2011 Meester became the first player to play 12 seasons for the Jaguars, and he eclipsed the franchise record for career games played with 177.

In 2010 the Jaguars boasted the third-ranked rushing offense in the NFL, averaging 149.7 yards per game including a 4.7-yards-per-carry average that ranked fifth in the league. The team's 2,395 rushing yards were the second-most in team history, and this was achieved despite having only two offensive linemen – Meester and Uche Nwaneri – starting all 16 games. In 2009 Heck was the beneficiary of the Jaguars' first two draft choices being offensive tackles. Charged with integrating the two promising rookies into the lineup, Heck led Eugene Monroe to make 13 starts at left tackle while Eben Britton started 15 games at right tackle. The two rookies' appearance in the opening day starting lineup distinguished them as the first pair of rookie tackles to start an opener since 1982 when Luis Sharpe and Tootie Robbins started for the St. Louis Cardinals. In 2008 the Jaguars line was decimated at the outset when starting guards Maurice Williams and Vince Manuwai were lost to season-ending injuries on opening day. Meester also missed the first six games of that season with a biceps injury before joining the lineup.

Under Heck the line paved the way in 2006 and 2007 to the two highest single-season rushing totals in franchise history to date, and two of the three lowest sack totals. The Jaguars set the single-season franchise-record for rushing yards (2,541) in 2006 including a franchise-record 375 yards against Indianapolis, and allowed only 30 sacks, the second-fewest in team history. In 2007 the line led the way for 2,391 rushing yards (149.4), the most in the AFC and second-highest total in the NFL, and the team allowed only 31 sacks, the third-fewest in franchise history.

Prior to joining the Jaguars Heck served three seasons on the University of Virginia coaching staff, the first two seasons as a graduate assistant and the final year as tight ends coach. He tutored All-America tight end Heath Miller, who set numerous Atlantic Coast Conference tight end records for receiving and scoring. Miller was a first-round

pick of the Pittsburgh Steelers in 2005. Prior to joining the Virginia staff, Heck played in the NFL for 12 seasons (1989-2000) as a standout offensive lineman. He finished his playing career with the Washington Redskins, where he played for two seasons. As the starting left tackle in 1999 he blocked for an offense that ranked second in the NFL. From 1994 to 1998 Heck was a five-year starter for the Chicago Bears. In 1995, he gave up no sacks as part of an offensive line that yielded the fewest sacks in the NFL.

Heck was drafted in the first round (15th overall) by the Seattle Seahawks, where he was a unanimous All-Rookie selection in 1989. A starter for all five years with the Seahawks, he played three seasons without missing a snap.

Heck's fifth-grade teacher, Marylou Winkler of Annandale, Va., was named NFL Teacher of the Year in January of 1994, after being nominated by Heck. She received \$5,000 from the NFL and the school received a \$10,000 scholarship in both of their names.

A 1989 graduate of Notre Dame, Heck received a bachelor's degree in American studies. A first-team All-America selection, he co-captained the 1988 national championship team that finished 12-0. Heck was a tight end for his first three seasons at Notre Dame before moving to tackle in spring drills in his senior season. Heck was born January 1, 1967, in Fargo, North Dakota. He and his wife, Jennifer, have four children: Jonathan, Charlie, Molly and Evelyn, and live in Ponte Vedra Beach.

COACHING BACKGROUND: Virginia 2001-03, Jacksonville Jaguars 2004-12.

JOSH HINGST
ASSISTANT STRENGTH AND
CONDITIONING COACH
NFL: 2ND SEASON JAGUARS: 1ST SEASON

Josh Hingst is in his first season as the Jaguars assistant strength and conditioning coach after being named to the post on January 24, 2012. Hingst previously spent three years as the director of sports nutrition at Nebraska and also spent the 2008 season with the Atlanta Falcons.

In his role at Nebraska, Hingst directed body composition analysis, nutrition education, performance fueling strategies, eating disorder prevention and counseling for sports supplements and hydration. In addition, he coordinated menus and education at the Nebraska training table and planned meals on the road for various Nebraska teams.

Hingst is a registered dietician and a certified strength and conditioning specialist. Prior to his stint at Nebraska, Hingst served as team nutritionist for the Falcons during the 2008 season. He spent five years in strength and conditioning and sports nutrition capacities at Florida State, where he earned his master's degree in clinical nutrition with an emphasis in sports nutrition.

Hingst, a native of Hooper, Nebraska, received his bachelor's degrees in nutritional sciences and dietetics and exercise science from Nebraska in 2001, and was an assistant strength and conditioning coach for the Huskers as a student at Nebraska.

COACHING BACKGROUND: Atlanta Falcons 2008, Jacksonville Jaguars 2012.

BOBBY JOHNSON
TIGHT ENDS COACH
NFL: 3RD SEASON JAGUARS: 1ST SEASON

Bobby Johnson is in his first season as the Jaguars tight ends coach after being named to the post on January 20, 2012. Now in his third NFL season, Johnson has 17 years of coaching experience including 15 on the collegiate level.

Johnson, 38, previously served as assistant offensive line coach for the Buffalo Bills from 2010-11. He assisted in all aspects of coaching the offensive line group and worked specifically on the development of the group's young players.

Prior to joining the Bills, Johnson spent five years as the offensive line coach at Indiana from 2005-09. At Indiana Johnson developed two current NFL linemen in Rodger Saffold, the St. Louis Rams' 2010 second-round selection and James Brewer, the New York Giants' 2011 fourth-round selection.

During Johnson's tenure at Indiana, the Hoosiers posted some of the top offensive numbers in school history. Indiana broke the 2,000-yard rushing mark in 2007 and 2008,



marking the first time since 2000 and 2001 the school produced back-to-back 2,000-yard rushing seasons. In 2008 the Hoosiers used seven different starting lineups along the offensive line and nine total linemen and produced 19 rushing touchdowns and a 4.5-yard average per rush, the best totals since 2001.


The Hoosiers averaged 157.4 yards on the ground in 2007 and 393.8 yards of total offense, the highest averages in each category since the 2011 campaign. During the 2006 season Johnson worked with the "seven blocks of limestone" - the nickname given to the seven incoming freshmen on the offensive line - and saw two of them, Pete Saxon and Rodger Saffold, earn multiple starts for the Hoosiers. In 2005 Johnson worked with Isaac Sowell, a fourth-round 2006 draft pick of Cleveland.

Johnson was an assistant coach at Miami (Ohio), his alma mater, from 1999-2004 including his final season as offensive line coach. He served as tight ends coach from 1999-2003. During his five-year tenure, the Red Hawks were 36-5 when outrushing the opponent. Johnson worked with eventual NFL draft picks Jacob Bell (fifth round, Tennessee Titans, 2004) and Alex Sulfsted (sixth round, Kansas City Chiefs, 2001) along with free-agent signees Matt Brandt (Detroit Lions, 2004) and Ben Herrell (Carolina Panthers, 2004).

Johnson spent four years at the University of Akron, two as a graduate assistant (1995-96) and two as the Zips' defensive line coach (1997-98). During his two years as a graduate assistant, Johnson assisted with a defensive line that included future NFL star Jason Taylor. Johnson was named the Zips' defensive line coach in 1997.

Johnson played offensive tackle at Miami (Ohio) and graduated with a degree in health appraisal and sport organization. During his playing career Johnson was a three-year starter on the offensive line from 1992-94. A native of Akron, he was a standout lineman at Akron Hoban High School where he also lettered in track and field. He and his wife, Kristen, have two daughters, Madilyn (13) and Olivia (10).

COACHING BACKGROUND: Akron 1995-98, Miami (Ohio) 1999-2004, Indiana 2005-09, Buffalo Bills 2010-11, Jacksonville Jaguars 2012.



MARLON McCREE
ASSISTANT SECONDARY COACH
NFL: 9TH SEASON JAGUARS: 4TH SEASON

Marlon McCree was named assistant secondary coach for the Jaguars on January 16, 2012. This is McCree's ninth season in the NFL, his first as a coach. He previously served two internships through the Bill Walsh NFL Minority Coaching Fellowship. He spent the 2010 training camp as a coaching intern with the New York Giants and 2011 with the Denver Broncos.


McCree, 34, was originally a seventh-round draft pick of the Jaguars in 2001 and went on to play eight seasons in the NFL. He is an Orlando native who grew up in Daytona Beach, Florida.

McCree started in 27 of his 31 games in Jacksonville from 2001-03 and had a career-high six interceptions for the Jaguars in 2002, tying for fifth in the NFL and second in the AFC that year. He also played for the Houston Texans (2003-04), Carolina Panthers (2005), San Diego Chargers (2006-07) and Denver Broncos (2008). McCree registered 16 career interceptions and 487 tackles while playing in 114 games with 91 starts. His playing experience included seven postseason games.

McCree was a three-year starter as a weakside linebacker at Kentucky, where he earned his bachelor's degree in finance in 2000. In high school he lettered in football as a SS and LB, as well as earning letters in track and basketball at Atlantic High School in Port Orange, Florida. McCree was a first team Class AAAA All-State selection in football by the Florida Sportswriters Association.

McCree is the youngest of eight children, with four brothers and three sisters. He and his wife Jahzi live in Jacksonville.

COACHING BACKGROUND: Jacksonville Jaguars 2012.

PATRICK MULARKEY
STRENGTH ASSISTANT
NFL: 3RD SEASON JAGUARS: 3RD SEASON

Patrick Mularkey is in his third season with the Jaguars, and his first as a member of the coaching staff. He joined the coaching staff on January 27, 2012 after spending the previous two seasons as a scouting assistant in the Jaguars' player personnel department. In that role he assisted in day-to-day duties of the department. As Strength Assistant he works under Strength and Conditioning Coordinator Tom Myslinski and Assistant Strength and Conditioning Coach Josh Hingst.

Mularkey initially joined the Jaguars as Scouting Assistant, Player Personnel in 2010. His duties included assisting in the day-to-day operations of the scouting department. He was responsible for the evaluation of assigned college players and NFL teams including the evaluation of unrestricted NFL free agents and players in the Arena Football League. Mularkey also worked with draft-eligible player visits in the spring and workout players throughout the regular and off-season.

Prior to joining the Jaguars, Mularkey spent summers working in training camps for three other NFL teams. He assisted the equipment manager and staff for the Pittsburgh Steelers, and in 2005 he interned with the Buffalo Bills player personnel department where he assisted with free agency and player workouts. Mularkey later interned with the Atlanta Falcons strength and conditioning staff during the 2008 training camp.

Mularkey earned his bachelor's degree in Sports Management from Clemson University while working part-time in the football office. He is the older son of Jaguars Head Coach Mike Mularkey. Patrick was born in Eden Prairie, MN. He resides in Jacksonville.

COACHING BACKGROUND: Jacksonville Jaguars 2012.



TONY ODEN
SECONDARY COACH
NFL: 9TH SEASON JAGUARS: 1ST SEASON

Tony Oden was named secondary coach for the Jaguars on January 19, 2012. Oden, a 16-year coaching veteran, spent the past six seasons with the New Orleans Saints including the 2011 season as secondary coach.

Oden assisted with the Saints defensive backs from 2006-10 before he was promoted in 2011. In his six seasons with the Saints, the club won three NFC South division titles in addition to Super Bowl XLIV. Since 2009 the Saints have allowed the third-fewest touchdown passes (52), had the third-most interception return yards (928) and tied for the second-most interception returns for touchdowns (nine). In 2011 the Saints ranked third in the NFC with only 28 completions allowed of 20-plus yards. That season Roman Harper finished one sack away (7.5) from an NFL record for single season sacks by a safety.

In 2010 the New Orleans secondary played a key role in the defense's improvement from 25th to fourth in total defense, and 26th to fourth in passing defense. The Saints allowed an NFL-low 13 touchdown passes, and Roman Harper became the first safety in franchise history to be a two-time Pro Bowl selection.

The Saints ranked third in the NFL in 2009 with 26 interceptions, including a league-high five returned for touchdowns, while also ranking fifth in fewest touchdown passes allowed (15). Safety Darren Sharper led the team and tied for the NFL lead with nine interceptions including three returned for touchdowns. Oden assisted with the development of Tracy Porter, who in his second season had four interceptions in the regular season and two in the postseason. In Oden's first season with the Saints, the club ranked third in the NFL in pass defense.

Prior to joining the Saints, Oden spent two seasons (2004-05) as a defensive assistant/assistant defensive backs coach for the Houston Texans. In 2004 the Texans secondary recorded 18 interceptions including six by rookie cornerback Dunta Robinson.

Oden was defensive backs coach at Eastern Michigan in 2003 following three seasons on the staff at East Carolina in various capacities. He was outside linebackers coach in 2000, secondary coach in 2001 and safeties coach in 2002. He also assisted with special teams each season.



Oden served as assistant defensive backs coach at Army for two seasons (1998-99) and also led the junior varsity team. He was a summer intern with the Green Bay Packers in 1999 and the Cleveland Browns in 2001.

Oden began his coaching career at Millersville (Pa.) University in 1996 as assistant defensive backs coach before spending the 1997 season a graduate assistant at Boston College.

A native of Cleveland Heights, Ohio, Oden was a two-time all-conference selection at linebacker for Baldwin-Wallace College. He earned All-America recognition his junior year, and as a senior was named a captain and received Co-Defensive MVP honors. He and his wife, Amanda, have a son Jaylen and a daughter Ryan.

COACHING BACKGROUND: Millersville 1996, Boston College 1997, Army 1998-99, East Carolina 2000-02, Eastern Michigan 2003, Houston Texans 2004-05, New Orleans Saints 2006-11, Jacksonville Jaguars 2012.



JAKE PEETZ
OFFENSIVE ASSISTANT

NFL: 5TH SEASON JAGUARS: 5TH SEASON

Jake Peetz is in his fifth season with the Jaguars and his first as a member of the coaching staff. Peetz was named offensive assistant in May after serving four seasons in the team's scouting department.

Peetz had been named BLESTO Scout for the Jaguars on June 1, 2010 after joining the organization as Scouting Assistant, College/Pro Personnel in May of 2008. His duties included the evaluation of college players in the southeastern United States.

Prior to joining the Jaguars, Peetz was at UCLA serving as the offensive staff assistant for current University of Hawaii Head Coach Norm Chow. In 2006 Peetz began his college coaching career at Santa Barbara City College, where he served as the safeties coach and strength & conditioning coordinator.

Peetz earned his bachelor's degree in Exercise Science in December of 2005 while playing football at the University of Nebraska. A letterman, Peetz served in a reserve role on in the Husker secondary and on special teams. Peetz also made an impact in the community. He was one of the most active student-athletes off the field, twice being named to the Brook Berringer Citizenship Team for his extensive community outreach work. He was also a football representative for the University of Nebraska's Student-Athlete Advisory Committee, and volunteered his time with the Special Olympics and Dads of Kids with Disabilities in addition to devoting time visiting hospitals and schools in the area.

A native of O'Neill, Neb., Peetz graduated from O'Neill St. Mary's High School. He is single and lives in Jacksonville.

COACHING BACKGROUND: Santa Barbara City College 2006, UCLA 2007, Jacksonville Jaguars 2012.



RON PRINCE
ASSISTANT OFFENSIVE LINE COACH

NFL: 3RD SEASON JAGUARS: 1ST SEASON

Ron Prince was named assistant offensive line coach for the Jaguars on February 8, 2012. Prince has 20 years of coaching experience including 18 at the collegiate level. His resume includes three seasons as head coach at Kansas State and two seasons in the NFL as an assistant offensive line coach.

Prince spent the last two seasons with the Indianapolis Colts as assistant offensive line coach. In 2010, Prince assisted with a line that helped the team post its 13th consecutive season and the AFC South title with 5,000-plus net yards. Quarterback Peyton Manning was 450 of 679 passing for 4,700 yards with 33 touchdowns and 17 interceptions. The offensive line tied for the NFL-low with 16 sacks in 695 pass attempts. The one sack allowed per 43.4 attempts ranked as the second-best mark in franchise history. The line had four different starting lineups as the club produced the NFL's fourth-ranked offense and the top-ranked passing offense. Manning extended his NFL records with a 13th consecutive 25-plus touchdown season and an 11th 4,000-plus yardage season while setting an NFL single-season record with 450 completions. Center Jeff Saturday earned a fifth Pro Bowl bid.

In 2009, Prince was the special teams coordinator and one of three former head coaches on the collegiate or professional level who served on the Virginia staff. Prince served as head coach at Kansas State from 2006-08, leading the team to 17 wins, the most wins by a coach in his first three seasons in school history. He had 19 players earn all-conference honors, and he directed the school to its first-ever road win over a top 10 team (41-21 at Texas, 2007). His tenure included the school's first-ever offensive consensus All-America selection in wide receiver Jordy Nelson. Prince recruited and signed record-setting quarterback Josh Freeman, who was a first-round draft pick of the Tampa Bay Buccaneers in 2009. Kansas State led the nation in kickoff returns and kickoff return touchdowns in 2006, punt returns and punt return touchdowns in 2007 and punt return touchdowns in 2008. His 2008 unit blocked nine kicks to rank second nationally. During Prince's tenure, Kansas State led the nation with 13 punts and five kickoffs returned for scores and ranked fifth with 15 blocked kicks. His teams produced the highest conference graduation rate, totaling 21 all-conference academic performers.

Prince joined Virginia in 2001 as offensive line coach, and he added the duties of offensive coordinator in 2003. He helped Al Groh lead the school to four consecutive bowl games (2002-05). In 2003, the offensive line led the ACC in fewest sacks allowed and the 2004 team earned the same distinction, as well as leading the conference in rushing and total offense. During Prince's time at Virginia, 11 Cavaliers earned All-ACC honors, including the league's 2002 Player of the Year, Matt Schaub, and first-team All-Americans Elton Brown, D'Brickshaw Ferguson and Heath Miller. Overall, Prince helped develop nine offensive players into NFL draft selections.

Prince began his coaching career as a volunteer assistant at Dodge City Community College in 1992 and also spent time as an assistant at Alabama A&M (1993), South Carolina State (1994), James Madison (1995-97) and Cornell (1998-2000). He served minority coaching internships with the Jaguars (1996 under head coach Tom Coughlin), Washington Redskins (1997), Atlanta Falcons (1998) and the New York Giants (2000).

A native of Junction City, Kansas, Prince played collegiately at Dodge City Community College (1988-89) and Appalachian State (1990-91). He earned a bachelor's degree in history from Appalachian State in 1992.

Prince and his wife, Zoe, have four children: Deuce, James, Grace and John.

COACHING BACKGROUND: Dodge City Community College 1992, Alabama A&M 1993, South Carolina State 1994, James Madison 1995-97, Cornell 1998-2000, Virginia 2001-05, Kansas State (head coach) 2006-08, Virginia 2009, Indianapolis Colts 2010-11, Jacksonville Jaguars 2012.



CEDRIC SCOTT
STRENGTH ASSISTANT

NFL: 1ST SEASON JAGUARS: 1ST SEASON

Cedric Scott is in his first season on the Jaguars coaching staff as strength assistant working under Strength and Conditioning Coordinator Tom Myslinski and Assistant Strength and Conditioning Coach Josh Hingst.

Scott worked briefly in 2012 at North Carolina in the strength and conditioning department before joining the Jaguars. He previously served three years (2009-11) at Southern Mississippi on the strength and conditioning staff, including his last two years as head strength and conditioning coach for basketball. He was a graduate assistant in 2008.

Scott was a standout defensive end for Southern Mississippi, where he received his bachelor's degree in exercise physiology and his master's degree in sports. He earned All-America honors as a senior defensive end and was named the Conference USA Defensive Player of the Year in 2000.

Scott was a fourth-round draft pick of the New York Giants in 2001 and played three seasons in the NFL, including 2001 with the Giants and 2002 with Cleveland. He also spent time with the Scottish Claymores of the World League in 2004 and the Edmonton Eskimos of the Canadian Football League in 2005-06. In 2005 Edmonton won the CFL's Grey Cup.

A native of Hattiesburg, Mississippi, Scott is married to the former Dorian Wallace. The couple has one son, Cedric "CJ" Scott, Jr.

COACHING BACKGROUND: Southern Mississippi 2009-11, Jacksonville Jaguars 2012.

**CHARLIE SKALASKI**ASSISTANT TO THE HEAD COACH/
OFFENSIVE ASSISTANT

NFL: 1ST SEASON

JAGUARS: 1ST SEASON



Charlie Skalaski is in his first season with the Jaguars after being named assistant to the head coach/offensive assistant on January 24, 2012. Skalaski previously served nine seasons (2003-11) as an assistant at Liberty University in a variety of capacities.

After coaching the tight ends for Liberty in 2003, Skalaski served eight seasons as wide receivers coach while also serving as the program's director of football development from 2003-05. He was named recruiting coordinator in 2006 while continuing his role with the wide receivers.

In 2005, Skalaski was instrumental in the development of sophomores Brandon Turner and Wynton Jackson. Turner was named all-conference for the second consecutive season in 2006 while Jackson earned all-conference honors as a return specialist. The Flames' receivers combined for 19 touchdowns in 2007 and the club set the school and conference scoring record (469 points, 42.6 avg.) while ranking No. 3 nationally in scoring offense.

In 2008, Skalaski had to replace two all-conference receivers who had been starters the previous three years. The receiving corps increased its numbers in terms of yards, touchdowns, receptions and yards per catch in helping the Flames to their first-ever 10 win season. Dominic Bolden enjoyed one of the finest seasons of any receiver in the country in 2008 with 56 receptions for 1,056 yards, nine touchdowns receiving and two rushing. The duo of Bolden and Jonathan Crawford combined for 1,769 receiving yards to become the second-most productive tandem in program history. Bolden and Crawford were both named all-conference, the first time in school history that the Flames had two receivers named all-conference in the same season.

Under Skalaski's tutelage, wide receiver Chris Summers earned All-America honors in back-to-back seasons and led the conference in 2011 with 64 receptions for 1,014 yards and seven touchdowns. He finished his career as the school's all-time career record holder in receptions (188), receiving yards (2,712) and touchdown receptions (26).

Prior to joining the Liberty staff, Skalaski spent more than 20 years in corporate business in both sales and managerial roles. He worked for Steelcase Inc., an international company which is the world's largest manufacturer of high quality office environments and furniture. During his tenure, Skalaski held various sales and management positions, culminating with his promotion in 1998 to sales manager of Steelcase's largest field office, located in New York City. Before his days at Steelcase, Skalaski worked for the Xerox Corporation, earning the organization's highest sales recognition in the President's Club.

Skalaski began his coaching career as a graduate assistant at Florida where he spent three years learning under Mike Shanahan and Steve Spurrier, assistant coaches for the Gators during that time. He also spent time as a volunteer assistant for two seasons (2001-02) with Ridgewood High School in New Jersey.

A native of Miami, Skalaski played defensive back at Florida and was a member of three bowl teams: the 1974 Sugar Bowl, 1975 Gator Bowl and 1976 Sun Bowl. He earned his bachelor's degree in criminal justice from Florida in 1978 and was awarded a prestigious U.S. Department of Justice internship. He also was inducted into Florida Blue Key, the university's highest leadership and honorary society. He went on to earn his master's degree in public administration in 1980 from Florida. Skalaski and his wife, Ann, have three children: Sarah, Charlie IV and Jacob (Jake).

COACHING BACKGROUND: Liberty 2003-11, Jacksonville Jaguars 2012.

PAUL SPICER
ASSISTANT DEFENSIVE LINE COACH

NFL: 12TH SEASON

JAGUARS: 11TH SEASON



An 11-year NFL veteran, Paul Spicer is in his second season on the Jaguars coaching staff and his first as assistant defensive line coach. Spicer spent the 2011 season as a defensive assistant with the Jaguars.

Prior to joining the coaching staff, Spicer played nine seasons on the defensive line for the Jaguars from 2000-08, and was part of two playoff teams (2005, 2007). He played in 115 games with 63 starts and compiled 349 tackles, 28.5 sacks, six forced fumbles,

four fumble recoveries and one interception. His 28.5 sacks rank as the fourth-most in franchise history.

He completed his career by signing with the New Orleans Saints for the 2009 postseason, and he was part of that year's Super Bowl champion team. Spicer, 36, began his pro career in 1998 by playing in seven games for the Saskatchewan Rough Riders of the Canadian Football League. He also spent time that year with the Seattle Seahawks and Detroit Lions, and played in two games for the Lions in 1999. He joined the Jaguars as a free agent in 2000.

Spicer, 36, played his final two collegiate seasons (1996-97) at Saginaw Valley State, where he set a school record with 21.5 sacks as a senior and was named the conference player of the year. He graduated with a degree in history education. Spicer previously played at College of DuPage in Glen Ellyn, Ill., where he was a JUCO All-America linebacker in 1995.

A native of Indianapolis, Indiana, Spicer attended Northwest High School. He and his wife, Shariffa, live in Jacksonville.

COACHING BACKGROUND: Jacksonville Jaguars 2011-12.

JERRY SULLIVAN

WIDE RECEIVERS COACH

NFL: 20TH SEASON

JAGUARS: 1ST SEASON



Jerry Sullivan was named wide receivers coach for the Jaguars on January 20, 2012. Sullivan has 40 years of coaching experience including 19 in the NFL and 21 at the collegiate level.

Sullivan has coached several Pro Bowl receivers in his career including the San Diego Chargers' Anthony Miller (1992-93) and Tony Martin (1996), Detroit Lions' Herman Moore (1997-98) and Germaine Crowell (1999) and Arizona Cardinals' David Boston (2001) and Anquan Boldin (2003).

Sullivan, 65, did not coach in 2011 and spent the offseason working with NFL players in Minnesota including Arizona Cardinals Pro Bowl receiver Larry Fitzgerald and Green Bay Packers tight end Jermichael Finley. He previously served as wide receivers coach/senior assistant for the San Francisco 49ers from 2005-10. The 49ers selected wide receiver Michael Crabtree with the 10th overall pick in 2009 and he had 103 receptions for 1,366 yards and eight touchdowns under Sullivan's tutelage. Under the guidance of Sullivan, 2008 sixth-round pick Josh Morgan posted a career-high 52 receptions for 527 yards in 2009 and had a career-best 698 receiving yards on 44 receptions in 2010.

In 2008, Sullivan's unit was highlighted by the play of 15-year veteran wideout Isaac Bruce, who earned the team's Len Eshmont Award for his courageous and inspiring play. Bruce had seven touchdown receptions, his most since 2002, and led all receivers with 835 receiving yards on 61 catches.

Prior to his time with the 49ers, Sullivan spent one season as wide receivers coach for the Miami Dolphins in 2004. He was a member of the Arizona Cardinals coaching staff for three seasons (2001-03). In his first two seasons with the club, Sullivan mentored the team's wide receivers, where he worked with a group that included David Boston. Boston led the NFL with 1,598 receiving yards on 98 receptions in 2001 and was selected to the first Pro Bowl of his career. Sullivan was promoted to offensive coordinator in 2003 where he worked with wide receiver Anquan Boldin. Boldin finished third in the NFL in receptions (101) and receiving yards (1,377) on his way to being named the NFL's Rookie of the Year as well as a starter on the NFC's Pro Bowl squad.

Sullivan's NFL coaching career began in 1992 with the San Diego Chargers where he spent five seasons (1992-96). He coached wide receivers in Detroit from 1997-2000. Prior to entering the NFL coaching ranks, he spent 21 years as an assistant on the collegiate level. Sullivan was an assistant at Kansas State (1971-72), Texas Tech (1973-75), South Carolina (1976-82), Indiana (1983), Louisiana State (1984-90) and Ohio State (1991).

A native of Miami, Sullivan played quarterback at Miami Jackson High School. He earned a scholarship to Florida State and later transferred to Delta State.

Sullivan and his wife, Connie, have one son, Jon-Eric, who has spent the past eight seasons with the Green Bay Packers as an area scout.

COACHING BACKGROUND: Kansas State 1971-72, Texas Tech 1973-75, South Carolina 1976-82, Indiana 1983, Louisiana State 1984-90, Ohio State 1991, San Diego Chargers 1992-96, Detroit Lions 1997-2000, Arizona Cardinals 2001-03, Miami Dolphins 2004, San Francisco 49ers 2005-10, Jacksonville Jaguars 2012.



GENE SMITH
GENERAL MANAGER



Gene Smith was named general manager of the Jaguars on January 12, 2009. His responsibilities had increased in January of 2008 when he was given the title of executive director, college and pro personnel. His duties expanded even further in his role as general manager, but his primary focus continues to include the scouting and evaluation of hundreds of college and pro players on an annual basis, and the orchestration of both the college draft and pro free agency process. Smith is assisted by ten talent evaluators with a total of more than 100 years of scouting experience in the NFL.

Smith is one of 10 current Jaguars staff members who have been with the franchise since 1994. He has been a part of building Jaguars teams that have made eleven playoff game appearances including two AFC Championship games. Of the 26 players drafted by Smith over the past four years, 21 are on the Jaguars' roster entering the 2012 training camp.

Smith's first draft class in 2009 was led by two offensive tackles selected in the first two rounds in Eugene Monroe and Eben Britton. With the first two draft selections in 2010 Smith continued to strengthen the team up front by acquiring two defensive tackles, Tyson Alualu and D'Anthony Smith. In the 2011 draft, quarterback Blaine Gabbert was chosen in the first round and guard Will Rackley in the third, and the two rookies each made 14 starts. This year's draft class was led by wide receiver Justin Blackmon, selected fifth overall following a trade with Tampa Bay, followed by defensive end Andre Branch and punter Bryan Anger in the second and third rounds.

After six years as a Jaguars college scout, Smith became the director of college scouting in 2000, and he scouted the nation and helped guide the team's NFL draft for the next eight years. Smith was previously the team's college scout responsible for the southeast United States. He joined the Jaguars on May 1, 1994 and was originally the team's scouting representative for the northeast with the BLESTO scouting combine, which he joined in February 1994. He was the southeast regional scout for BLESTO in 1995 before becoming solely the southeast regional scout for the Jaguars.

Smith had previously been an assistant coach at the college level for eight years. He worked at Edinboro University from 1989-94, serving as an assistant coach, recruiting coordinator, and strength and conditioning coordinator. From 1986-88 Smith worked at Ohio University, where he began his college coaching career as a graduate assistant and later served as an assistant coach.

Smith graduated from Heidelberg College, serving as a captain of the football team while playing as a defensive lineman. He graduated in 1986 with a degree in education and in 1987 received his master's degree with emphasis in athletic administration from Ohio University. In 2010 Smith was selected to be a member of NFL's General Managers Advisory Committee which is an advisory arm of the Competition Committee. He also serves on the NFL Subcommittee on College Relations. Smith was a member of the 2008 NFL Managers Program at Stanford University's Executive Education Graduate School of Business.

Smith is a member of both the NFL College Advisory Committee and the National Invitational Camp (NFL Scouting Combine) Selection Committee. In 2011 he became a member of the Bill Walsh NFL Minority Coaching Fellowship Advisory Council. He's been inducted into his high school hall of fame, and served as a captain of the Monroeville (Ohio) High School football team as well, under Ohio High School Hall of Fame head coach Steve Ringholz. He is active in various charitable causes.

Born December 31, 1963, Smith is a native of Monroeville, Ohio. He is married with two daughters.



TERRY McDONOUGH
DIRECTOR, PLAYER PERSONNEL



Terry McDonough was promoted by General Manager Gene Smith to Director, Player Personnel on Jan. 12, 2009. He scouts the top collegiate players throughout the nation, as well as the top free agency prospects each year. Additionally, McDonough does crosschecks, attends all major all-star practices and selective spring player workouts of the top draft-eligible players as well as handling the trades with other teams on draft day. He also has some additional pro personnel responsibilities.

In McDonough's first draft in his current role, the 2009 draft class was led by two OTs selected in the first two rounds in Eugene Monroe and Eben Britton, and on the defensive side DT Terrance Knighton and CB Derek Cox were selected in the third round. In the first two rounds in 2010 the team was strengthened up front again in acquiring two DTs, Tyson Alualu and D'Anthony Smith.

In 2011 the first three picks were on offense, with QB Blaine Gabbert selected 10th overall, G/C Will Rackley added in the third round and WR Cecil Shorts III in the fourth. The 2012 draft featured WR Justin Blackmon as the fifth-overall selection in a trade-up with Tampa Bay. The second and third rounds landed DE Andre Branch a P Bryan Anger.

Of the 26 players drafted by the Jaguars over the past four years, 21 are on the roster entering the 2012 training camp.

A Boston native, McDonough began his NFL scouting career with an internship with the San Francisco 49ers in 1989. Following his graduation from Massachusetts with a sports management degree, he was named player personnel director of the Barcelona Dragons of the World League in 1990. While with the Dragons (1990-92), McDonough handled a variety of personnel assignments, serving as west coast scout for the league and helping each team prepare for the WFL drafts. McDonough toured both NFL and CFL training camps to grade potential WFL players. The 1991 Barcelona team finished with a 9-3 record, losing the league title to London in the World Bowl. The following season, the Dragons captured the European title.

In 1992, McDonough was hired by the Cleveland Browns as the southeast area scout, and he moved to Baltimore with the franchise in 1996. McDonough joined the Jaguars in 2003 from the Baltimore Ravens, for whom he scouted the eastern half of the country for the previous three years as the Ravens' eastern college supervisor under the direction of General Manager Ozzie Newsome. During McDonough's tenure with the Ravens the team won Super Bowl XXXV following the 2000 season.

At Hingham (Mass.) High School, McDonough was all-conference as a running back in football as well as in baseball, and he also lettered in basketball. He transferred to Bridgton Academy.

McDonough is the son of the late Will McDonough, the long-time sports reporter and columnist for The Boston Globe who also worked at CBS Sports and NBC Sports. He is also the brother of Ryan McDonough, assistant general manager of the Boston Celtics, and Sean McDonough, the play-by-play voice of Monday Night Baseball who was previously on air for CBS Sports and was the television voice of the Boston Red Sox.

JAGUARS DRAFT PICKS 2009-2012

2009

- 1. Eugene Monroe - OT - Virginia
- 2. Eben Britton - OT - Arizona
- 3a. Terrance Knighton - DT - Temple
- 3b. Derek Cox - CB - William & Mary
- 4. Mike Thomas - WR - Arizona
- 5. Jarrett Dillard - WR - Rice
- 6. Zach Miller - TE - Nebraska-Omaha
- 7a. Rashad Jennings - RB - Liberty
- 7b. Tiquan Underwood - WR - Rutgers

2011

- 1. Blaine Gabbert - QB - Missouri
- 3. Will Rackley - G/C - Lehigh
- 4a. Cecil Shorts, III - WR/RS - Mount Union
- 4b. Chris Pronski - S - Wyoming
- 5. Rod Issac - CB - Middle Tennessee State

2010

- 1. Tyson Alualu - DT - California
- 3. D'Anthony Smith - DT - Louisiana Tech
- 5a. Larry Hart - DE - Central Arkansas
- 5b. Austen Lane - DE - Murray State
- 6a. Deji Karim - RB/KR - Southern Illinois
- 6b. Scotty McGee - RS/CB - James Madison

2012

- 1. Justin Blackmon - WR - Oklahoma State
- 2. Andre Branch - DE - Clemson
- 3. Bryan Anger - P - California
- 5. Brandon Marshall - LB - Nevada
- 6. Mike Harris - CB - Florida State
- 7. Jeris Pendleton - DT - Ashland



LOUIS CLARK
DIRECTOR, PRO PERSONNEL



Louis Clark was named Director, Pro Personnel in December of 2011. He was previously promoted to Assistant Director, Pro Personnel on May 13, 2003 after serving as a college scout for the Jaguars since 1997. A former wide receiver for the Seattle Seahawks and Green Bay Packers, Clark handles the advance scouting during the season and also assists in college player evaluations.

Clark attended Mississippi State where he played wide receiver from 1983 to '86 before being selected in the 10th round of the 1987 draft by the Seattle Seahawks. He played seven seasons in the NFL, including six with the Seahawks and one with the Green Bay Packers, before retiring after the 1993 season.

Clark coached in 1996 in NFL Europe with the Amsterdam Admirals, where he served as running backs and special teams coach. He also coached with the St. Louis Rams in 1996, helping with the wide receivers during training camp. Clark has a brother, Dave Clark, who played 13 years as a major league baseball player and currently is the third base coach for the Houston Astros.

Clark graduated from Mississippi State with a degree in educational psychology in 1994. He was born July 3, 1964 in Tupelo, Miss. He and his family live in Jacksonville.

ANDY DENGLER
DIRECTOR, COLLEGE PERSONNEL



Andy Dengler was named Director, College Personnel in December of 2011. He had been promoted to National Scout on Jan. 12, 2009 and has been a Jaguars college scout since 1998. Dengler is responsible for scouting the top collegiate players throughout the nation. He joined the Jaguars from the National Football Scouting combine, where he was an area scout in the northeast and mid-Atlantic regions the previous four years. Dengler has some additional pro personnel responsibilities as well.

Previously Dengler served as an assistant head coach, offensive line coach and defensive backfield coach at St. Joseph's College (Ind.) from 1992-95. He was offensive coordinator, interim head coach and offensive line coach at Tiffin University 1990-92, as well as a graduate assistant at Bowling Green (1988-90) and an assistant high school coach in Circleville, Ohio.

Dengler graduated with a degree in history from Heidelberg College, and he received his master's in secondary education from Bowling Green. He was born Sept. 9, 1963 in Berea, Ohio.

TIM MINGEY
ASSISTANT DIRECTOR, COLLEGE PERSONNEL



Tim Minge was named Assistant Director, College Personnel on Jan. 12, 2009 and he has been with the Jaguars since 1994, serving as a college scout for nine years before being named executive scout in 2003. He has the responsibility of scouting the southeast region of the United States. In February 2010, Minge was presented the C.O. Brocato Scout of the Year Award from the Pro Football Hall of Fame.

Additionally, Minge does selective crosschecks and attends all major all-star practices and spring player workouts of the top draft-eligible players. He also coordinates the post-draft college free agency process and has some additional pro personnel responsibilities.


Minge is one of 10 current staff members who joined the franchise in 1994. Before joining the Jaguars, Minge spent 11 years as a college assistant coach and then 10 years as a recruiting coordinator. His college coaching career began in 1973 as defensive coordinator/inside linebackers coach at St. Joseph's College (Ind.), where he had been a three-year varsity letterman as a defensive back. He was a graduate assistant at Western Michigan in 1974-75, then served as defensive coordinator at Loyola Academy in 1976 before returning to Western Michigan as an assistant coach from 1977-81. In 1982, Minge was coach of the secondary at East Carolina, and in 1983 he coached at Miami (Ohio) University as defensive coordinator/inside linebackers coach.

In 1984 Minge was named the recruiting coordinator at the United States Military

Academy. He served there until 1987, and then spent 1988-90 as recruiting coordinator at Tennessee. In 1991 Minge returned for three more years at the U.S. Military Academy before joining the Jaguars.

Minge received a bachelor of science degree in physical education from St. Joseph's College in 1972 and a master of arts in physical education in 1976 from Western Michigan. Minge was born January 1, 1950 in Chicago.

JASON DesJARLAIS
COLLEGE SCOUT



Jason DesJarlais was promoted to regional scout on June 1, 2009. He joined the Jaguars as the BLESTO scout for the southeast area on May 18, 2007. DesJarlais is responsible for scouting the Midwest of the United States. Prior to joining the Jaguars, he was the special teams coordinator/defensive assistant at Yale University. While at Yale he served as an intern for scouting during the Jaguars' 2006 training camp.

DesJarlais' college football experience includes stints at Jacksonville University (2005-06) as special teams/recruiting coordinator and secondary coach; the University of San Diego (2002-05) as defensive coordinator/recruiting coordinator, linebackers coach, secondary coach and interim head coach; Bates College (2000-02) as defensive line and strength coach; Humboldt State University (1997-99) as defensive line coach; and the University of Montana (Western) (1996-97) as defensive line coach.

DesJarlais attended the University of Montana at Western, playing DE there from 1992-95 and twice earning All-America honors (1994-95). He was also named Defensive MVP of the 1996 National All-Star Game. DesJarlais graduated with a bachelor's degree in Education, in addition to a Master's in Science (emphasis in Physiology) from Humboldt State University.

CHRIS DRIGGERS
PRO SCOUT



Chris Driggers is in his 15th year in scouting and his 18th overall with Jaguars. Now in his fourth season in the pro personnel department, Driggers is responsible for grading pro evaluations and player workouts, as well as college evaluations. He previously spent nine years scouting the southwest region of the country.

Originally hired in October of 1994, Driggers is one of 10 current staff members who joined the Jaguars that year. He worked his way up to salary cap administrator, assisting in preparing player contract proposals, salary cap administration and negotiating player contracts. He became a scouting assistant in 1998, assisting in the evaluation of free agents along with college and pro players.

Driggers, a native of Jacksonville, graduated from the University of Alabama with a degree in finance. He and his wife have three sons.

MARTY MILLER
COLLEGE SCOUT



Marty Miller is in his eleventh season with the Jaguars, joining the organization on February 21, 2002. He is in his sixth season as the West coast regional scout for the Jaguars. In addition to covering the West coast, Miller has some additional pro personnel responsibilities scouting select free agents on NFL rosters.

Previously Miller worked the northeast United States as a regional scout. In his initial season in Jacksonville he worked as the team's scouting assistant. In that capacity he assisted the pro scouting department evaluating players in NFL Europe, the CFL, the Arena League and doing some advance scouting of NFL teams and their practice squads.

Miller also served as coordinator of football administration for the Los Angeles Xtreme of the XFL, and he worked as a part-time staff assistant for the San Diego Chargers and the Kansas City Chiefs. He is the son of Les Miller, a longtime NFL personnel director. Diagnosed with Young Onset of Parkinson's Disease in 2009, Miller hopes to use his platform as a representative of the NFL as a springboard to Parkinson's awareness and education.

A graduate of Pacific Christian College, he and his wife, Kerinda, live in Boise, Idaho with daughter Channing and son Gannon.



CHRIS PRESCOTT COLLEGE SCOUT



Chris Prescott is in his fourth season as the southwest regional scout for the Jaguars. In 2008 he served as the north-east regional scout, and he has been with the department since 2002. Prescott is responsible for scouting the south-west region of the United States for the Jaguars.

A native of Bridgeport, Conn., Prescott worked for the Bridgeport Bluefish minor league baseball team in 1999 and for Madison Square Garden in 2000, where he worked with the Hartford Wolfpack (New York Rangers minor league hockey affiliate) and the New England Seawolves (Arena League).

Prescott played safety for four years at Western New England University in Springfield, Mass., where he earned a degree in sports management and a master's in business administration. He was born on October 28, 1979. He is single and lives in Jacksonville.

BRIAN SIMMONS COLLEGE SCOUT



Brian Simmons was named a regional scout for the Jaguars on June 1, 2009. A veteran of 10 years as a player in the NFL, Simmons played linebacker for the Cincinnati Bengals and New Orleans Saints before beginning his career in scouting.

Simmons, 37, was selected 17th overall in the 1998 college draft by the Cincinnati Bengals. He played nine seasons (1998-2006) with the Bengals before spending his final season with the New Orleans Saints in 2007. In 2004 he was selected for the Good Guy Award by the Cincinnati chapter of the Pro Football Writers of America.

A native of New Bern, N.C., Simmons attended the University of North Carolina where he played from 1994-97 and was a team captain and a first-team All-America selection. He graduated with a Bachelor of Arts degree in Sociology in 1998, the same year he was inducted into the UNC Football Ring of Honor.

Simmons and his wife, Rachel, have a daughter Brianna, and a son, Tyler.

DAVID ALLEN BLESTO SCOUT



Former Jaguars running back David Allen joined the team's scouting department in February of 2012 and was named BLESTO scout on June 1, 2012. Allen played for the Jaguars in 2003 and 2004 as a running back and kick returner. He had a six-year pro playing career including stints with the 49ers, Vikings, Rams and the Calgary Stampeders of the CFL.

Prior to his return to Jacksonville, Allen served three years as an offensive quality control coach at Kansas State, his alma mater. During that time he assisted in coaching the team's running backs, receivers and punt and kick returners.

In 2003 Allen ranked fourth in the AFC with a 12.0-yard punt return average and 15th in the AFC on kickoff returns with a 20.3-yard average while playing in the last 14 games. His 831 kickoff return yards marked a Jaguars team record and included a 61-yarder.

While at Kansas State Allen was a first team All-America kick returner in 1998-99. He earned two degrees at Kansas State, receiving his bachelor's in social science as well as a master's in college student development in 2011. He was inducted into the Kansas State Football Ring of Honor in 2008.

A native of Texas, Allen grew up in Liberty, Missouri before attending Kansas State. He is single and lives in Jacksonville.



DANA
DESJARLAIS

EXECUTIVE ASSISTANT
PLAYER PERSONNEL



JARROD
HIGHBERGER

SCOUTING ASSISTANT
PLAYER PERSONNEL



ASIL
MULBAH

ADMINISTRATIVE ASSISTANT
PLAYER PERSONNEL





TONY KHAN
SENIOR VICE PRESIDENT, FOOTBALL TECHNOLOGY & ANALYTICS



Tony Khan was named Senior Vice President, Football Technology & Analytics for the Jaguars in July of 2012. Khan arrived in Jacksonville after serving as General Manager and a member of the Board of Managers of Bio-Alternative LLC since 2008. The 30-year-old Khan vacated his position at Bio-Alternative in June in order to take on his current role.

Under Tony Khan's guidance, the Jaguars created a Football Technology and Analytics group in 2012. In addition to being a valued asset to the coaching and scouting departments, this group also explores new technology and its applications within all areas of the Jaguars organization. These areas include fan experience, player development and injury prevention in addition to game analysis and player evaluation.

Khan joined Bio-Alternative in 2007, assisting the Board of Managers with its plans to build a bio refinery in Covington, Ind., which would produce and sell large quantities of biodiesel fuel made from used cooking oils and animal fats. Until his departure in 2012 Khan oversaw the construction and start-up of the bio refinery, which has produced and sold hundreds of thousands of gallons of biodiesel in the past year.

Khan graduated from the College of Business at the University of Illinois in 2007 with a Bachelor of Science degree in finance.

Khan grew up in Champaign-Urbana, Ill., where he was born on October 10, 1982. He graduated from the University of Illinois Laboratory High School in 2001, where his graduating class had the highest ACT average of any class at any school in America. He was also an Illinois State Scholar and a National Merit Semifinalist.

The award for dedication to the basketball program at University High is known as the Tony Khan Award.

Khan currently serves on the advisory board of the University of Illinois Laboratory High School. He is single and lives in Champaign-Urbana and Jacksonville.

MIKE PERKINS
DIRECTOR, FOOTBALL TECHNOLOGY & FACILITIES



After 18 years as the Jaguars' video director, Mike Perkins took on a new role in 2012 as Director, Football Technology & Facilities. His new duties included the offseason-long project of design and construction of the Jaguars' new locker room at EverBank Field, in addition to design, planning and implementation of office space and technology for the football facilities. Perkins also oversees the newly-created technology and research departments for football operations.

Perkins' responsibilities also continue to involve the shooting, compiling and editing of all game and practice video for coaches' and scouting analysis, cataloging NFL and college game video and producing "cut-ups." He also manages all video equipment and design of the Jaguars' video department, including implementing the team's state-of-the art XOS editing system.

One of 10 current staff members who joined the franchise in 1994, Perkins was hired by the Jaguars on May 12, 1994, after serving as video coordinator for three years at Syracuse University. Prior to that, he served with the Tampa Bay Buccaneers as assistant video director from 1987-90. Perkins was born May 24, 1967, in Tuscaloosa, Ala. Perkins and his wife, Jennifer, and sons Tyler and Barrett live in Jacksonville.

MIKE RYAN
HEAD ATHLETIC TRAINER, PHYSICAL THERAPIST



Mike Ryan has been the Jaguars' original head athletic trainer/physical therapist since June 1, 1994, after serving as assistant athletic trainer/physical therapist for the New York Giants for six seasons starting in April 1988. His NFL career started by working as an athletic trainer intern with the Giants for three preseason training camps from 1984 to '86.

This is his 25th season in the NFL and Ryan is one of 10 current staff members who joined the franchise in 1994. In 2003, Ryan and his staff won the prestigious Ed Block Courage Award's NFL Athletic Training Staff of the Year.

Ryan is President of the Professional Football Athletic Trainers' Society Research & Education Foundation. Ryan is a member of the National Football League Foot & Ankle Committee. Mike also serves as Chairman of the NFL Collegiate Athletic Trainers Committee. Ryan is a member of the Sports Concussion Medical Advisory Board. He is a member of the Korey Stringer Institute Medical & Science Advisory Board and an advisor and co-author of the National Athletic Trainers Association's Position Statement on Lightning Safety For Athletics and Recreation.

Ryan is a successful online sports medicine author and trusted consultant. Mike enjoys sharing his passion for wellness through his role as an accomplished international speaker on numerous topics related to sports medicine and athletic performance.

Ryan has served as a volunteer athletic trainer/physical therapist at the United States Olympic Training Center in the summer of 2008 to assist the Olympic medical staff and athletes as they prepared for the 2008 Summer Olympics in Beijing, China.

Ryan attended Central Connecticut State University, where he received a bachelor's degree in athletic training in 1985. He was a scholar-athlete in cross country and a miler in indoor and outdoor track at CCSU. In 2010, Ryan was named the recipient of the Central Connecticut State University Kaiser Alumni Service Award. He also earned a degree in physical therapy from the University of Connecticut in 1988. Ryan is the recipient of the 2008 Southeast Athletic Trainers Association's Professional Athlete Trainer of the Year award and the Athletic Trainers Association of Florida's 2007 Athlete Trainer of the Year.

An avid fitness enthusiast, Ryan continues to participate in countless challenging races and triathlons. These competitions include six Ironman Triathlons in Hawaii (1994), New Zealand (1996), Canary Island (1998), Brazil (2000), Idaho (2004) and Austria (2009), three Escape from Alcatraz Triathlons, and the 2002 World Championship Duathlon. Other races include the famous Running with the Bulls in Pamplona, Spain, the Run-Up the Empire State Building in New York and the Boston Marathon. Ryan was born in Framingham, Mass. Mike, his wife, Samantha, along with their young son and daughter live in Ponte Vedra Beach, FL.

SKIP RICHARDSON
DIRECTOR, TEAM SECURITY



Skip Richardson oversees administrative matters for the football operations department, including training camp, team travel and security. He was a member of the NFL security task force that was established after September 11, 2001. Richardson also worked with Paul Tagliabue's staff regarding security for Super Bowl XXXIX in Jacksonville.

A veteran of 23 years in law enforcement, Richardson joined the Jaguars on July 21, 1995. He still directs every phase of security for the team, as well as handling security matters involving the NFL office. He works closely with local, state and federal law enforcement agencies. Richardson was previously a police S.W.A.T. team supervisor for the Jacksonville Sheriff's Office and planned security for all special events held in Jacksonville, such as the annual Florida-Georgia game, the Gator Bowl and the Jazz Festival. Richardson retired as a supervisor from the Jacksonville Sheriff's Office in 1995.

He received a degree in criminology from Florida State University. A native of Jacksonville, Richardson is active in the Police Athletic League. Richardson in past years has been active in Big Brothers Big Sisters of Northeast Florida and the Jacksonville Symphony Guild. He is a member of the American Society for Industrial Security, National Association of Chiefs of Police, Stadium Managers Association and the Florida Association of Licensed Investigators.



BAHATI VANPELT
DIRECTOR, PLAYER DEVELOPMENT/YOUTH FOOTBALL



Bahati VanPelt was promoted to Director, Player Development and Youth Football on June 1, 2012. His player development duties include providing assistance in various off-the-field areas, such as continuing education, career internships, employee assistance, professional development, financial education and relocation.

VanPelt is also responsible for coordinating all team life skills programming, as well as the Jaguars rookie club and in-season NFL Rookie Success Program. In 2010, the Jaguars' rookie class won the inaugural NFL Investment Education Challenge. He works closely with retired players as well to provide post-career transition advice and resources once a player has finished his career.

VanPelt also serves as the Jaguars liaison on all youth football programming including, Pop Warner, Punt, Pass and Kick, NFL Flag, middle and high school football, NFL High School Player Development and the Jacksonville Jaguars/Jacksonville Quarterback Club High School Coach of the Week. In May 2012, the Jaguars were recognized as the Pop Warner Little Scholars NFL Team of the Year.

After beginning his career as a communications intern with the Jaguars in 1996, VanPelt was hired full time by the Jaguars in 1998 after working for the Atlanta Falcons and the World Football League the previous season. With the Jaguars, he has also served as a communications assistant (1998-2000), coordinator of youth football (2000) and manager of player relations and youth football (2001-2012).

VanPelt is a member of the National Football League/Wharton Business School Athlete Development Certification Program and has spoken at several NCAA life skill seminars advising student athletes on decision making, leadership and character. He attended Flagler College, where he was graduated in 1996 with a bachelor's degree in communications. He is married (Faythe) and lives in Jacksonville.

TIM WALSH
DIRECTOR, FOOTBALL ADMINISTRATION



Tim Walsh was named the Jaguars' Director of Football Administration in 2007. He is in his 16th year with the Jaguars organization. He works closely with General Manager Gene Smith, Head Coach Mike Mularkey and General Counsel Sashi Brown. Walsh's responsibilities include managing the Jaguars salary cap, developing the Jaguars strategic planning, crafting contract proposals and parameters, negotiating player contracts, and budgeting and coordinating the Jaguars compliance with the NFL's Collective Bargaining Agreement and NFL Player Personnel rules.

Walsh started his NFL career in 1996 with the NFL Management Council, for which he monitored the league-wide salary cap and analyzed NFL player contracts. Walsh graduated summa cum laude in accountancy from the University of Notre Dame and earned his master's degree in sport management from the University of Richmond. He is a member of the Leadership Jacksonville Class of 2012.

JOHN HILLEBRAND
EQUIPMENT MANAGER



John Hillebrand was named head equipment manager for the Jaguars on June 11, 2012. Now in his 19th year in the NFL, Hillebrand spent 18 seasons as assistant equipment manager for the New England Patriots. He originally joined the Patriots on May 23, 1994.

In his current role Hillebrand is responsible for ordering, issuing and maintaining all uniforms and footwear, players' protective equipment and coaches' and support staff apparel. His responsibilities also include ordering and maintaining all field equipment and supervising its transport for home and away games.

Prior to the Patriots, Hillebrand served three years (1991-94) as the assistant athletic equipment manager at Boston College. There his responsibilities included handling the equipment needs for men's hockey, men's and women's soccer, field hockey, women's basketball, baseball, softball and men's and women's lacrosse, in addition to assisting in the needs of all of Boston College's 36 varsity sports.

Hillebrand graduated from Edinboro University in Pennsylvania in 1989 and accepted his first job in the Edinboro athletic department as the head equipment manager in 1990. He was born July 31, 1967. John and his wife, Kathy, live in Jacksonville.

JAGUARS VS. NFC OPPONENTS

The Jaguars own a 35-32 mark against the NFC, including a 24-9 mark at home. The Jaguars were 1-3 against NFC opponents in 2011 with a win against Tampa Bay and losses at Carolina, vs. New Orleans and at Atlanta. Here's a look at the Jaguars' record in interconference play since 1995:

JAGUARS RECORD IN INTERCONFERENCE PLAY

YEAR	DIVISION	OVERALL	HOME	AWAY
1995	NFC Central	0-4	0-2	0-2
1996	NFC West	2-2	2-0	0-2
1997	NFC East	2-2	2-0	0-2
1998	NFC Central	3-1	2-0	1-1
1999	NFC West	4-0	2-0	2-0
2000	NFC East	2-2	1-1	1-1
2001	NFC Central	1-2	0-1	1-1
2002	NFC East	2-2	2-0	0-2
2003	NFC South	2-2	2-0	0-2
2004	NFC North	3-1	2-0	1-1
2005	NFC West	3-1	2-0	1-1
2006	NFC East	3-1	2-0	1-1
2007	NFC South	3-1	2-0	1-1
2008	NFC North	2-2	1-1	1-1
2009	NFC West	1-3	1-1	0-2
2010	NFC East	1-3	0-2	1-1
2011	NFC South	1-3	1-1	0-2
TOTALS		35-32	24-9	11-23





DR. CARLOS TANDRON
HEAD TEAM PHYSICIAN



Dr. Carlos Tandron is in his 12th season as the Jaguars' head team physician after serving as the Jaguars' associate orthopaedic surgeon from 1995 to 2000. He is responsible for all orthopaedic matters dealing with injuries to joints and muscles, as well as surgical procedures.

Dr. Tandron is a graduate of Georgia Tech University and Emory Medical School in Atlanta, and he did his internship and residency at Emory University Affiliated Hospitals. He maintains a private practice at Jacksonville Orthopaedic Institute and is a member of the active staff at Baptist Medical Center. He is a member of the NFL Team Physician Society, the American Board of Orthopaedic Surgeons and American Medical Association. Dr. Tandron is a team physician for Jacksonville University, Florida State Community College-Jacksonville, Bishop John J. Snyder High School and Bishop Kenny High School. Dr. Tandron was born July 3, 1958 in Santa Clara, Cuba. He and his wife, Jenny, have two sons, Carlos and Max, and two daughters, Alexia and Marissa.

DR. DAVID MURRAY
PHYSICIAN, INTERNAL MEDICINE



Dr. David Murray is in his 17th season as the team's chief medical officer. He is responsible for all matters dealing with illnesses and non-orthopaedic injuries for the players, coaching and administrative staffs.

Dr. Murray is a graduate of Yale University and the West Virginia University School of Medicine. He did his internship and residency in internal medicine at Shands Jacksonville, and is board certified in internal medicine, sports medicine and geriatrics. A director of Emergency Resources Group, Dr. Murray actively practices emergency medicine at its six hospitals in northeast Florida. Sports medicine has long been an interest of Dr. Murray. He was involved with the Jacksonville Tea Men of the North American Soccer League (1980 to '81) and the Jacksonville Bulls of the USFL (1984 to '86). Presently a member of the Jacksonville Sports Medicine program, he is involved in the pre-participation screening of public school athletes in the area, as well as college athletes at Jacksonville University and the University of North Florida.

Born July 7, 1947 in Spencer W. Va., Dr. Murray and his wife, Cynthia are active in the preservation of the historic San Marco section of Jacksonville. They are the parents of a son, David, and a daughter, Lida.

DR. TED GLASSER
PHYSICIAN, INTERNAL MEDICINE



Dr. Ted Glasser is a graduate of Union College in Schenectady, N.Y. and of UMDNJ-New Jersey Medical School in Newark, N.J. He completed his residency in Internal Medicine at Hackensack Medical Center in Hackensack, N.J., and served as Chief Medical Resident there. He completed a General Internal Medicine fellowship at Harvard Medical School at the West Roxbury VA Hospital in Boston, Mass.

He is currently the Medical Director for Inpatient Services at Baptist Primary Care and is the Chief of Staff-Elect for Baptist Medical Center. Dr. Glasser is a member of the Society for Hospital Medicine. He and his wife, Colleen, have a daughter, Jillian.

DR. ANDY RUFFETT
TEAM NEUROPSYCHOLOGIST



Dr. Andrew Ruffett received his Bachelor's degree from Dartmouth College in 1974 (magna cum laude) and received his Ph.D in Clinical Psychology from Purdue University in 1980. Since completing his internship training at the Indiana University Medical Center, he has worked as a clinical psychologist and neuropsychologist in a variety of inpatient and outpatient settings.

He has been in full-time private practice in Jacksonville since 1988, specializing in adult neuropsychological assessment. Dr. Ruffett was born on Sept. 18, 1952 in Torrington Conn. He has been married for 36 years to his wife, Susan, who is a reading coach for teachers in the Duval County School System. He and his wife have two children, Katharine and Michael.



DR. HIRAM CARASQUILLO
ASSOCIATE ORTHOPEDIC SURGEON



DR. STEVEN CRENSHAW
ASSOCIATE ORTHOPEDIC SURGEON



DR. KEVIN KAPLAN
ASSOCIATE ORTHOPEDIC SURGEON



DR. WILLIAM PUJADAS
ASSOCIATE ORTHOPEDIC SURGEON



DR. RICHARD SALKO
TEAM DENTIST




DR. BRUCE STEINBERG
ASSOCIATE ORTHOPEDIC SURGEON



ANTHONY ISELBORN
TEAM CHIROPRACTOR



DAVID ROUSE
TEAM CHIROPRACTOR





JAGUARS FRONT OFFICE



ALISA ABBOTT
Executive Assistant to Owner



KAYLA ADDY
Payroll Specialist



DAN ADLER
Assistant Director
Football Research



JASON BASTIAN
Coordinator,
Game Operations and Events



JUSTIN BLAUD
Assistant Athletic Trainer



ANNE BOCCUZZI
Account Manager



CHRIS BURDETT
Graphic/Web Designer



JANET BURNSIDE
Controller



LEAH BUSH
Manager, Payroll and Benefits



CARLOS CACERES
Gameday Producer



KITTY CASH
Assistant to Sr. Vice President,
Chief Financial Officer



MICHAEL CHLEBOVEC
Ticket Operations Representative



THERESA COSCIA
Coordinator, Suite Services



TARA CRISP
Fan Services Executive



MEGAN DANIELS
Account Executive



JASON DEAN
Helpdesk Coordinator



BRIAN D'ERRICO
Assistant Controller



SHAWN DUBROW
Sales Executive



CURTIS DVORAK
Mascot Coordinator



JOE FORTUNATO
Manager, Radio



RYAN GOWENS
Assistant Equipment Manager



SHANNON GRAY
Programmer Analyst



CLAY GREENHAW
Gameday Producer



STEVE HALL
Senior Web Designer



DEREK HAMPTON
Office Services



BRIAN HOPKINS
Suite/Premium Account Executive



BILL HOUSTON
Senior Account Manager



ROLLIN ISBELL
Senior Manager,
Corporate Sponsorship



NIKKI JACKSON-SMITH
Account Manager



JESSICA JONES
Legal Assistant



PATRICK KAVANAGH
Videographer/Producer



ALICIA KELLY
Account Coordinator



JOSHUA KIRSHNER
Fan Services Executive



JESSE KNAPP
Office Services



BRYAN KUPPER
Fan Services Executive



J.K. LACOSTE
Coordinator, Team Travel



STEVE LIVINGSTONE
Senior Manager,
Marketing and Sales Support



RYAN LOHNES
Sales Executive,
Season Tickets



TRAE MARCHANT
Senior Accountant



ELIZABETH MAYERS
Executive Assistant to
Head Coach



TERESA MICHAEL
Executive Assistant to
Sr. VP, Sales



JEFF MIRANDA
Sales Operations Coordinator



BRENDA O'DELL
Accounts Payable Clerk



JOHN OEHSER
Senior Writer, Jaguars.com



GEORGE PELLICER
Assistant Equipment Manager



JEREMY POOL
Assistant Video Director



CHRIS REIER
Assistant Video Director



RUSSELL RENDON
Senior Sales Executive



JAGUARS FRONT OFFICE



BRANDON ROTH
Football Operations Assistant



MATTHEW RYAN
Sales Executive



LISA SAHI-KIRAL
Jaguars Foundation
Administrative Assistant



DAVID SCORDO
Season Sales Executive



JIM SCOTT
Ticket Operations Manager



ROD SCOTT
Assistant Athletic Trainer



J.P. SHADRICK
Communications Coordinator



MARK SHAINBROWN
Senior Sales Executive



RENZO SHEPPARD
Community Relations Coordinator



THERESA SMITH
Sales Executive,
Premium Seats/Suites



CHRISTY STECHMAN-ZYENDA
Manager, Cheerleading Programs



MIKE STOEBER
Assistant Director,
Football Technology



CHRIS SUTTON
Senior Account Executive



SARAH TARBETT
Guest Services Coordinator



T-NEISHA TATE
Jaguars Foundation
Program Coordinator



ROBERT TILKA
Senior Manager, Ticket Sales



ANDREW TORRACO
Sales Executive



TRACEY VANSLYKE
Football Operations Assistant



KATIE VAUGHN
Executive Assistant,
Communications




MICHAEL WEBB
Manager,
Network Administration



MATT WOODS
Senior Account Executive

**WE ARE ONE.
WE ARE STRONG.
WE ARE JAGUARS.**



50 • RUSSELL ALLEN
LINEBACKER
6-3 • 238 LBS.
SAN DIEGO STATE
BORN MAY 5, 1986
OCEANSIDE, CALIFORNIA
ACQ. ROOKIE FREE AGENT 2009
EXP.: 4TH YEAR

GAMES PLAYED/STARTED: 2009 (16/5), 2010 (16/4), 2011 (16/6)
NFL TOTALS: 48 games, 15 starts
POSTSEASON TOTALS: 0 games, 0 starts
TRANSACTIONS: Signed as an undrafted rookie 4/26/09.

PRO: Fourth-year pro has played in all 48 games in first three seasons ... Re-signed with the club in 2012 offseason... Former undrafted rookie has made 15 starts including a career-high six in 2011 ... Career totals include 188 tackles (124 solo), 11 tackles for loss, two forced fumbles and one pass defended ... Registered a career-high 76 tackles in 2011 along with first career INT and sack ... Plays key role on special teams with 38 career tackles, including at least 12 each season ... One of only three rookies (Derek Cox, Terrance Knighton) to play in all 16 games in 2009 ... Never missed a game in four seasons at San Diego State, starting 43 of 48 contests for the Aztecs ...

2011: Produced career-best numbers with 76 tackles, one INT, two forced fumbles and four tackles for loss ... Played in all 16 games for the third consecutive season and made a career-high six starts ... Ranked second on the team with 12 special teams tackles ... Started five of the final six games and tallied double-digit tackles in four of the games ... One of eight defensive players to play in all 16 games ... **10/2 vs. NO:** Had two solo tackles and one special teams tackle ... **10/16 at PIT:** Made first start of the season in place of injured LB Clint Session. Totaled five tackles and added one special teams tackle ... **10/24 vs. BAL:** Led team with two special teams tackles ... **11/20 at CLE:** Split a sack with DT Tyson Alualu on QB Colt McCoy for a seven-yard loss in the fourth quarter ... **11/27 vs. HOU:** Started at LB and accumulated 13 tackles with two tackles for loss and one forced fumble ... **12/5 vs. SD:** Had 13 tackles in second consecutive start along with one special teams tackle ... **12/11 vs. TB:** Started at LB and forced a fumble by RB LeGarrette Blount that was recovered by DE Jeremy Mincey ... **12/15 at ATL:** Started at LB and registered a career-high 14 tackles (eight solo) with one tackle for loss ... **1/1 vs. IND:** Intercepted QB Dan Orlovsky in the third quarter for his first career INT. Tallied 11 tackles (six solo) in start ...

2010: Appeared in all 16 games for the second straight season and made four starts at LB ... Finished with 54 tackles (38 solo), one pass defended and set a career-high with four tackles for loss ... Added 12 special teams tackles ... Saw extensive action at LB (44 snaps) on **9/19 at SD** after Justin Durant left the game with an injury and totaled eight tackles along with two special teams tackles ... Made four tackles on **9/26 vs. PHI** ... Earned first start of the season on **10/3 vs. IND** and accumulated four tackles ... Followed with five tackles in starting role on **10/10 at BUF** ... Had two special teams tackles on **10/31 at DAL** ... Saw action for 22 snaps at LB on **12/12 vs. OAK**, finishing with three tackles and two special teams tackles ... Produced five tackles, one for loss, in 20 snaps on **12/18 at IND** along with two tackles on special teams ... Started at LB on **12/26 vs. WAS** and registered a season-high 11 tackles (nine solo) with one tackle for loss on 37 snaps ... Concluded season with 10 tackles (nine solo) including a career-high two tackles for loss on **1/2 at HOU** ...

2009: Played in all 16 games as a rookie with five starts at LB ... Totaled 58 tackles (35 solo), three tackles for loss and one QB pressure ... Ranked third on the club with 14 special teams tackles ... Saw action on special teams in games 1-4 and posted three tackles on **10/4 vs. TEN** ... Inserted into starting lineup on **10/11 at SEA** due to injuries and tied for the team-lead with 12 tackles ... Started in place of injured Justin Durant on **11/22 vs. BUF** and finished with seven tackles ... Played 38 snaps at LB on **12/13 vs. MIA** and posted eight tackles including one for a loss ... Started at LB on **12/17 vs. IND** for injured Clint Ingram and tied career-high with 12 tackles (eight solo) ... Made starts on **12/27 at NE** and **1/3 at CLE** to conclude the season.

COLLEGE: Started 43 of 48 games at LB, never missing a game in four seasons ... Finished career with 375 tackles, 22 tackles for loss, 3.5 sacks, three forced fumbles and four fumble recoveries ... Ranked second in school history in tackles ... Led team with 107 tackles and ranked second with 9.5 tackles for loss as a senior ... Served as team captain his final two seasons ... Started at DE in two games as a senior.

PERSONAL: Married (Ali) with son Parker... Resides in Jacksonville ... Attended Vista High (Calif.) and had his jersey retired in the 2010 offseason by the school ... Named San Diego County defensive player of the year by the San Diego Union-Tribune, the North County Times and CIF as a senior ... Led team to consecutive Division I championship game appearances ... Recorded team-high 118 tackles as a senior and was also credited with four sacks, four fumble recoveries and three forced fumbles ... Makes numerous visits to local detention center in Jacksonville to give his testimony ... Regular visitor to Daniel Home and Children's Home Society ... Had lunch with children at San Jose Episcopal Day School ...

Participated in photo shoot to raise money for Boot Campaign, an organization that assists wounded returning combat military ... He and his wife visited El Salvador in 2011 offseason to see the children through Compassion International ... Full name: Russell Allen.

ALLEN'S REGULAR SEASON STATISTICS

TACKLES	GP/GS	TKL	SOLO	ASST	ST	SACKS	FF	FR	PD	TFL
2009 Jacksonville	16/5	58	35	23	14	0.0	0	0	0	3
2010 Jacksonville	16/4	54	38	16	12	0.0	0	0	1	4
2011 Jacksonville	16/6	76	51	25	12	0.5	2	0	0	4
NFL totals: 3 years	48/15	188	124	64	38	0.5	2	0	1	11

INTERCEPTIONS	GP/GS	NO	YDS	AVG	LG	TD
2011 Jacksonville	16/6	1	3	3.0	3	0



93 • TYSON ALUALU
DEFENSIVE TACKLE
6-3 • 295 LBS.
CALIFORNIA
BORN MAY 12, 1987
HONOLULU, HAWAII
ACQ. 1ST ROUND OF 2010 DRAFT
EXP.: 3RD YEAR

GAMES PLAYED/STARTED: 2010 (16/16), 2011 (16/16)
NFL TOTALS: 32 games, 32 starts
POSTSEASON TOTALS: 0 games, 0 starts
TRANSACTIONS: Originally selected in the first round (10th overall of the 2010 draft.

PRO: Former first-round pick has started all 32 games in his first two seasons ... Career totals include 158 tackles (93 solo), six sacks, 11 tackles for loss, five passes defended and one fumble recovery ... Has 42 QB pressures in two seasons with 20 as a rookie and 22 in 2011 ... Registered 3.5 sacks and seven tackles for loss as a rookie ... Joined Terrance Knighton as only two rookie defensive linemen in franchise history to start all 16 games as a rookie ... Became first player drafted by the Jaguars from the University of California ... Was one of five defensive tackles taken in the first round and the third overall, behind Ndamukong Suh and Gerald McCoy ... Fourth defensive tackle drafted in first round by the Jaguars in franchise history and first since 2002 (John Henderson) ... Became highest drafted player in Cal history since Andre Carter was taken with the seventh overall pick by San Francisco in 2001 ... Played in 2010 Senior Bowl and recorded a sack ... Last name pronounced AH-lu AH-lu ...

2011: Started all 16 games at DT for the second consecutive season ... Compiled a career-high 81 tackles (43 solo) along with 2.5 sacks, four tackles for loss, one fumble recovery and two passes defended ... Ranked second on the club with 22 QB pressures ... One of eight players to start all 16 games, one of only five defensive players ... Played major role on defense that ranked sixth in the NFL (313.0 avg.), the highest ranking for the club since 2006 ... **9/11 vs. TEN:** Opened season with three QB pressures, one pass defended and two solo tackles ... **9/25 at CAR:** Established a career-high with 11 tackles along with two tackles for loss and one pass defended ... **10/9 vs. CIN:** Recorded nine tackles and one QB pressure in the win ... **10/16 at PIT:** Sacked QB Ben Roethlisberger for a three-yard loss in the fourth quarter and totaled six tackles ... **10/30 at HOU:** Tied his career-high with 11 tackles and added two QB pressures ... **11/13 at IND:** Recovered a fumble by QB Dan Orlovsky in the fourth quarter which led to a Jaguars TD to seal the victory. **11/20 at CLE:** Split a sack with LB Russell Allen on QB Colt McCoy in the fourth quarter. Posted four tackles and one QB pressure ... Had four tackles on **11/27 vs. HOU** and **12/5 vs. SD** ... **12/11 vs. TB:** Produced three solo tackles, one sack and one QB pressure. Sacked QB Josh Freeman for a two-yard loss in the second quarter ... **12/15 at ATL:** Registered six tackles, two passes defended and one QB pressure ... **1/1 vs. IND:** Recorded eight tackles with one tackle for loss in season-finale ...

2010: Started all 16 games as a rookie at DT, joining 2009 third-round pick Terrance Knighton as the only two DL in franchise history to accomplish the feat ... Ranked tied for second on team with 3.5 sacks and third with seven tackles for loss ... Totaled 77 tackles (50 solo), three passes defended and 20 QB pressures ... Ranked second in the NFL among all rookie defensive tackles in sacks including two in the first three games ... **9/12 vs. DEN:** Only rookie to start on opening day for the Jaguars and finished with seven tackles, one QB hit and first career sack. Sacked Kyle Orton for a six-yard loss in the second quarter ... **9/26 vs. PHI:** Recorded eight tackles and split a sack with Terrance Knighton in the third quarter ... **10/10 at BUF:** Tallied seven tackles, two QB hits and two tackles for loss ... **10/18 vs. TEN:** Made six tackles and one QB hit ... **10/31 at DAL:** Compiled six tackles, one sack, one tackle for loss and two QB hits ... **11/21 vs. CLE:** Registered a sack for the second time in three games ... **12/5 at TEN:** Totaled four tackles and a team-high four QB hits ... **12/18 at IND:** Led team with three QB hits and added three tackles on 52 snaps ... **12/26 vs. WAS:** Recorded four tackles, one tackle for loss, one QB hit and team-high two passes defended.

COLLEGE: Four-year letterman, playing in 52 games with 40 starts ... Never missed a game and started 39 consecutive games to complete his career ... Played



DE and DT in 3-4 scheme ... Career totals include 195 tackles, 26 tackles for loss, 16 sacks, seven passes defended, four forced fumbles and four fumble recoveries ... Added one INT, 11 QB pressures and one blocked kick ... Three-time winner of the Brick Muller Award as team's most valuable defensive lineman ... Signed with California prior to 2005 season but enrolled in January of 2006 ... Started all 13 games as a senior at LDE in 3-4 defense for the third consecutive season ... Led All-Pac-10 linemen with career-high 65 tackles ... First-team All-Pac 10 selection ... Added a team-high 7.5 sacks and 11.5 tackles for loss ... Served as team captain ... Honored with Joe Roth Award given to the player that best exemplifies courage, attitude and sportsmanship ... Started all 13 games as a junior ... Posted 62 tackles, six sacks and 11 tackles for loss ... The 62 tackles were the most by a Cal lineman since Duane Clemons had 82 in 1995 ... Earned second-team All-Pac 10 honors ... Served as defensive captain ... Started all 13 games as a sophomore for the first time in his career, mainly at DE in 3-4 defense ... Led DL with 52 tackles including 3.5 for loss and 2.5 sacks ... Recovered first career fumble vs. Arizona and raced to the end zone for a TD ... Appeared in all 13 games as a true freshman with one start ... Ranked fourth on team with 16 tackles ... Majored in ethnic studies.

PERSONAL: Married (Desire) with sons Tyree and Tydes and daughter Dereon ... Resides in Jacksonville ... Attended St. Louis High School in Honolulu ... School also produced current NFL players Olin Kreutz (Chicago), Dominic Raiola (Detroit) and former NFL running back Chris Fuamatu-Ma'afala among others ... Was two-time all-state selection by Honolulu Star Bulletin ... Ranked as No. 2 player in state in 2005 by Rivals.com ... Posted team-high seven sacks and 59 tackles as a senior ... Supports and attends team sponsored events including Jaguars Readers Party, Food Drive and Operation Blessing ... Participated in photo shoot to raise money for Boot Campaign, an organization that assists wounded returning combat military ... Parents are Ta'avao and Levaa'i Alualu ... Has seven sisters: Taimane-Ruta, Tanya, Tasia, Tatiana, Timena, Trinity and Trust, and one brother, Tupu ... Fourth member of his family to play college football. His uncle, Tupu Alualu played at Hawaii, cousin Ben Alualu played at Arizona and cousin, Tyrone Alualu, played at Laney College ... Lives by the motto "God first, and everything else will fall into place" ... Full name: Tyson Asi Alualu.

ALUALU'S REGULAR SEASON STATISTICS

TACKLES	GP/GS	TKL	SOLO	ASST	ST	SACKS	FF	FR	PD	TFL
2010 Jacksonville	16/16	77	50	27	0	3.5	0	0	3	7
2011 Jacksonville	16/16	81	43	38	0	2.5	0	1	2	4
NFL totals: 2 years	32/32	158	93	65	0	6.0	0	1	5	11



44 • BROCK BOLEN

FULLBACK/RUNNING BACK

6-0 • 232 LBS.

LOUISVILLE

BORN MARCH 24, 1985

GERMANTOWN, OHIO

ACQ. ROOKIE FREE AGENT 2009

EXP.: 3RD YEAR

GAMES PLAYED/STARTED: 2009 (3/0), 2010 (4/0), 2011 (13/0)

NFL TOTALS: 20 games, 0 starts

POSTSEASON TOTALS: 0 games, 0 starts

TRANSACTIONS: Signed as an undrafted rookie 4/26/09 ... Waived on 9/5/09 ... Signed to Jaguars practice squad on 9/7/09 ... Signed to active roster on 12/14/09.

PRO: Third-year FB sees extensive action on special teams ... Has played in 20 career games ... Career totals include 12 special teams tackles, two rushes for 14 yards and three receptions for 21 yards ... Signed with the Jaguars as a rookie free agent in 2009 where he spent the majority of the season on club's practice squad ... Played in a career-high 13 games in 2011 ...

2011: Played in a career-high 13 games on special teams and at FB ... Had two carries for 14 yards and two receptions for six yards ... Made a career-best 11 special teams tackles ... Had first rush (four yards) of his career on **9/18 at NYJ** ... Made one special teams tackle and caught one pass for two yards on **9/25 at CAR** ... Was inactive on **10/30 at HOU**, **11/13 at IND** and **11/20 at CLE** with calf injury ... Returned to action on **12/11 vs. TB** and registered a career-high three special teams tackles ... Also had three tackles on **12/24 at TEN** ...

2010: Saw action in four games, mainly on special teams, and was inactive for 12 contests ... Finished with one special teams tackle ... Had 15-yard reception on **12/26 vs. WAS**, his first career catch, and also had a five-yard kickoff return ... Saw first action of the season on **10/10 at BUF** and made one special teams tackle ...

2009: Appeared in three games as a rookie ... Spent first 14 weeks on the club's practice squad before he was signed to active roster on Dec. 14 ... Made NFL debut on **12/17 vs. IND**.

COLLEGE: Three-year letterman at Louisville after transferring from Illinois in 2005 ... Played in 46 games, including 35 at Louisville ... Career totals included 1,321 rushing yards on 271 carries with 16 rushing TDs and four receiving TDs ... Ranked second on team as a senior with 518 yards on 124 carries with seven rush-

ing TDs and one receiving score ... Recorded two career 100-yard rushing games ... Majored in sports management.

PERSONAL: Married (Haley) with daughter, Avery ... Resides in Germantown, Ohio ... Participated in 2009 Tropicana "Got Skills?" Rookie Day at EverBank Field ... Participated in Operation Blessing ... Played in the 2010 Jacksonville Association of Firefighters charity softball game ... Full name: Brock Bolen.

BOLEN'S REGULAR SEASON STATISTICS

RUSHING	GP/GS	NO	YDS	AVG	LG	TD
2009 Jacksonville	3/0	0	0	0.0	0	0
2010 Jacksonville	4/0	0	0	0.0	0	0
2011 Jacksonville	13/0	2	14	7.0	10	0
NFL totals: 3 years	20/0	2	14	7.0	10	0

RECEIVING	GP/GS	NO	YDS	AVG	LG	TD
2009 Jacksonville	3/0	0	0	0.0	0	0
2010 Jacksonville	4/0	1	15	15.0	15	0
2011 Jacksonville	12/0	2	6	3.0	4	0
NFL totals: 3 years	19/0	3	21	7.0	15	0

ADDITIONAL STATISTICS: One special teams tackle in 2010; One kickoff return for five yards on 12/16/10 vs. WAS; 11 special teams tackles in 2011.



56 • KYLE BOSWORTH

LINEBACKER

6-1 • 236 LBS.

UCLA

BORN NOVEMBER 21, 1986

PLANO, TEXAS

ACQ. ROOKIE FREE AGENT 2010

EXP.: 3RD YEAR

GAMES PLAYED/STARTED: 2010 (IR), 2011 (9/0)

NFL TOTALS: 9 games, 0 starts

POSTSEASON TOTALS: 0 games, 0 starts

TRANSACTIONS: Signed as an undrafted rookie 4/24/10.

PRO: Third-year pro will compete for a roster spot at LB and on special teams ... Appeared in nine games in 2011 on special teams and tallied seven tackles ... Spent entire rookie season on injured reserve after signing as an undrafted free agent ... Four-year letterman at UCLA ... Nephew of former NFL linebacker Brian Bosworth ... Teammate of Jaguars RB Maurice Jones-Drew and TE Marcedes Lewis at UCLA ...

2011: Saw first NFL action, playing in nine games on special teams ... Was placed on injured reserve on Nov. 14 with a hand injury ... Finished with seven special teams tackles ... Made NFL debut on **9/11 vs. TEN** ... Recorded first career tackle on **9/25 at CAR** ... Had one tackle on **10/2 vs. NO** and **10/9 vs. CIN** ... Led team with a career-high three special teams tackles on **10/16 at PIT** ... Made one tackle on **11/13 at IND** ...


2010: Played in all four preseason games and excelled on special teams ... Was placed on injured reserve on Sept. 4.

COLLEGE: Appeared in 49 games with 21 starts in five seasons at UCLA ... Career totals included 174 tackles (106 solo), two sacks and 12.5 tackles for loss ... Started 12 of 13 games as a senior and ranked second on the team with 77 tackles ... Finished with 7.5 tackles for loss ... Injured his knee in second game of the 2008 season during first half against BYU and missed the final 10 games ... Granted a medical redshirt ... Started seven of 13 games as a junior, finishing with 74 tackles ... Played in all 13 games as a sophomore, mainly on special teams ... Appeared in eight games as a freshman on kickoff return and kickoff coverage teams ... Majored in political science.

PERSONAL: Resides in Jacksonville ... Attended Plano West Senior High (Texas) ... Three-star selection at LB by Rivals.com ... Selected to play in 2005 Coca-Cola Bowl ... Finished career with 231 tackles, 12 tackles for loss, three INTs, six fumble recoveries and one sack ... Helped team to first city championship as a senior, totaling 115 tackles, 12 tackles for loss, one sack and three INTs ... Also lettered in track in discus, shot put and 440 relay ... Has twin brother, Korey, who also played at UCLA ... Born in Irving, Texas ... Nephew of former Oklahoma All-America and NFL linebacker Brian Bosworth ... Would like to pursue career in medicine following career ... Supports team initiatives including Team Teal functions and World Wide Day of Play ... Visited Animal Care and Protective Services ... Participated in dinner for First Tee at Deerwood Country Club ... Full name: Kyle Louis Bosworth.

BOSWORTH'S REGULAR SEASON STATISTICS

TACKLES	GP/GS	TKL	SOLO	ASST	ST	SACKS	FF	FR	PD	TFL
2011 Jacksonville	9/0	0	0	0	7	0.0	0	0	0	0

78 • CAMERON BRADFIELD
OFFENSIVE LINE
6-4 • 308 LBS.
GRAND VALLEY STATE
BORN SEPTEMBER 14, 1987
GRAND RAPIDS, MICHIGAN
ACQ. ROOKIE FREE AGENT 2011
EXP.: 2ND YEAR


GAMES PLAYED/STARTED: 2011 (9/2)
NFL TOTALS: 9 games, 2 starts
POSTSEASON TOTALS: 0 games, 0 starts
TRANSACTIONS: Signed as an undrafted rookie by Jacksonville on 7/27/11.

PRO: Second-year pro has ability to play both G and T ... Started two games (1 at LT, 1 at RT) as a rookie after joining club as a rookie free agent ... One of only three undrafted rookies (Jamar Newsome, Kevin Rutland) to make the opening day roster...

2011: Appeared in nine games with two starts as a rookie ... Was inactive for two games and dressed but did not play in five games ... Made NFL debut on **9/11 vs. TEN** and saw action in two-TE formation and on special teams ... Earned first career start at LT on **10/16 at PIT** when Eugene Monroe and Eben Britton were unable to play due to injuries. Club rushed for 133 yards on 30 carries ... Saw action at RT on **11/13 at IND** and **12/15 at ATL** ... Started at RT on **12/24 at TEN** and helped Maurice Jones-Drew rush for 103 yards.

COLLEGE: Three year starter ... Started all 13 games at LT as a senior ... American Football Coaches Association and Associated Press All-America first-team selection ... Named conference offensive lineman of the year ... Part of OL that helped team average 216.3 rushing yards per game and 437.6 total yards per game ... Started all 15 games at RT as a junior ... Associated Press third-team All-America selection ... Started all 12 games at RT as a sophomore... Honorable-mention all-conference selection and was named team's most improved player ... Saw action in all 13 games as a freshman as a reserve OL ... Made move from TE to OL in 2006 and did not play ... Majored in business administration.

PERSONAL: Single ... Attended Grand Rapids Creston High (Mich.) ... First-team all-city selection ... Also lettered in basketball ... Son of James and Cynthia Bradfield ... Full name: Cameron Bradfield.



73 • EBEN BRITTON
OFFENSIVE LINE
6-6 • 308 LBS.
ARIZONA
BORN OCTOBER 14, 1987
BROOKLYN, NEW YORK
ACQ. 2ND ROUND OF 2009 DRAFT
EXP.: 4TH YEAR

GAMES PLAYED/STARTED: 2009 (15/15), 2010 (7/7), 2011 (4/3)
NFL TOTALS: 26 games, 25 starts
POSTSEASON TOTALS: 0 games, 0 starts
TRANSACTIONS: Originally selected in the second round (39th overall) of the 2009 draft.

PRO: Fourth-year pro has ability to play both LT and RT as well as G ... Has played in 26 games with 25 starts since joining the club as a second-round pick in 2009 ... Missed parts of the last two seasons with injuries ... Played in only four games in 2011 due to back injury ... Started first seven games in 2010 before he was placed on injured reserve with a shoulder injury suffered in week seven at Kansas City ... One of three rookies to start 15-plus games for the Jaguars in 2009, joining Derek Cox (16) and Terrance Knighton (16) ... Seventh offensive lineman taken overall in 2009 and first of second round ... Left school following his junior season after redshirting as a freshman ...

2011: Was hampered by a back injury and played in only four games with three starts ... Was inactive for five games and was placed on injured reserve on Nov. 14 ... Saw first action of the season on **9/18 at NYJ**, playing in two-TE formation. Only time in his career he did not start ... Made first career start at LG on **9/25 at CAR** and paved the way for 122 rushing yards by Maurice Jones-Drew ... Started at RT on **10/2 vs. NO** ... Opened game at LG on **10/9 vs. CIN** but moved to RT after Eugene Monroe left with a back injury ...

2010: Started first seven games at RT before he suffered a season-ending shoulder injury at Kansas City on Oct. 24 ... Was placed on injured reserve on Oct. 26 ... Part of line that did not allow a sack on **10/3 vs. IND** ... Helped pave the way for 216 rushing yards on **10/10 at BUF**, one of four 200-plus rushing games ...

2009: Started 15 games as a rookie RT, the third-most by a rookie OT in franchise history ... Started season-opener on **9/13 at IND**, joining Eugene Monroe as the first pair of rookie tackles to start on opening day in the NFL since 1982 when Luis

Sharpe and Tootie Robbins started for the St. Louis Cardinals ... Suffered knee injury in second quarter on **9/27 at HOU** and did not return ... Was inactive the following week on **10/4 vs. TEN** ... Started at RT on **11/1 at TEN** and helped pave the way for a season-high 217 rushing yards on only 16 carries (13.6 avg.) ... Made 15th start of the season at RT on **1/3 at CLE**, the most by a rookie offensive lineman since 2001.

COLLEGE: Started all 37 games played in three seasons ... Played first two seasons at RT (24 games) before switching to LT as a junior (13 games) ... Registered 289 knockdowns, 34 down-field blocks and 43 TD-resulting blocks, grading 85.6 for blocking consistency ... Was penalized just four times on 2,461 snaps ... Started all 13 games as a junior in 2008 at LT ... Switched to LT after playing on the right side during his first two seasons ... Team captain ... Earned All-America honorable mention by The NFL Draft Report and first-team All-Pac 10 ... Registered a school single-season record with 125 knockdowns with 17 TD-resulting blocks (tops in Pac-10) ... Started all 12 games at RT as a sophomore ... Was third-team All-America selection and All-Pac 10 first-team selection by The NFL Draft Report ... Graded a conference-best 86.6 percent for blocking consistency, tops in the nation among RTs ... Started all 12 games as a redshirt freshman at RT in 2006 ... Earned first-team Freshman All-America honors from The NFL Draft Report ... Selected honorable mention All-Pac 10 by the league's coaches ... Became first freshman in school history and the Pac-10 to hold his opponents to no statistics in three games over the course of the season ... Spent 2005 season on the scout team and did not play in any games ... Majored in creative writing.

PERSONAL: Has a daughter, Sondra Eleanor Parsons ... Attended John Burroughs High School (Burbank, Calif.) ... Named Foothill League co-lineman of the year as a senior ... Added Los Angeles Times All-Region San Fernando Valley honors and named Super Prep All-American ... Competed in the Cali-Florida All-Star game in Miami ... Started at LT as a senior and at RT his first two seasons ... Also lettered in basketball and track, setting school records in the shot put and discus during his two seasons ... Four-time Honor Roll student and Scholar-Athlete Award winner ... Father, Jeff, played basketball at Jacksonville University ... Mother, Abbie, is a Columbia University graduate and journalist. She owns a personal training business ... Comes from a family of athletes, actors, writers and painters ... His grandmother, Estelle Parsons, won an Academy Award for her role as Blanche Barrow in the 1967 film, "Bonnie and Clyde" ... Born in New York, N.Y. ... Participated both financially and in person at the 2009 Shop with a Jock event at WalMart where more than 50 children from the Bridge of Northeast Florida and the Mali Vai Washington Kids Foundation were treated to a shopping spree ... Visited Douglas Anderson School of the Arts ... Participated in Winn-Dixie Food Drive Kickoff event ... Supports and attends team sponsored events including annual Jaguars golf tournament, Team Teal and Draft Day Fan Fest ... Served as celebrity waiter the last two years for annual charity event that raises money for Wolfson and Shands Hospitals ... Graduated in 2011 with a degree in creative writing ... Full name: Eben Britton.



48 • JEREMY CAIN
LONG SNAPPER
6-1 • 245 LBS.
MASSACHUSETTS
BORN MARCH 24, 1980
FORT LAUDERDALE, FLORIDA
ACQ. WAIVERS 2009 (WASHINGTON)
EXP.: 6TH YEAR

GAMES PLAYED/STARTED: 2004 (5/0), 2005 (3/0), 2007 (9/0, 1/0), 2009 (16/0), 2010 (16/0), 2011 (16/0)
NFL TOTALS: 65 games, 0 starts
JAGUARS TOTALS: 48 games, 0 starts
POSTSEASON TOTALS: 1 game, 0 starts

TRANSACTIONS: Originally signed as undrafted rookie by Chicago on 4/30/04... Waived on 9/5/04 ... Signed to Chicago practice squad on 9/7/04 ... Signed to active roster on 11/15/04 ... Waived on 9/3/05 ... Signed to Chicago practice squad on 9/5/05 ... Signed to active roster on 12/14/05 ... Waived/injured on 9/1/06 ... Signed by Philadelphia as free agent on 1/10/07 ... Waived on 9/2/07 ... Signed to Tennessee practice squad on 10/24/07 ... Waived on 10/27/07 ... Re-signed on 10/30/07 ... Waived on 8/31/08 ... Signed by Washington as free agent on 12/31/08 ... Waived on 6/12/09 ... Claimed off waivers by Jacksonville on 6/17/09.

PRO: Veteran long snapper has played in 65 games and has not missed a game the last three seasons, a streak of 48 consecutive games ... Earned a roster spot with the Jaguars in 2009 as long snapper ... Has also spent time with Chicago and Tennessee ... Began career as a linebacker (Philadelphia, Washington) ... Registered 22 career special teams tackles including a career-high nine in 2009 ... Played in five games as a rookie with Chicago in 2004 ... Did not play in 2006 and 2008 ...

2011: Served as the long snapper for placekicks and punts in all 16 games ... Totaled five special teams tackles ... Recorded one special teams tackle on **10/2 vs. NO** and **11/13 at IND** ... Had a season-high two special teams tackles on **12/15 at ATL** ... Made one special teams tackle on **12/24 at TEN** ...



2010: Played in all 16 games for the second consecutive season ... Served as long snapper for placekicks and punts ... Had four special teams tackles ... Made two special teams tackles on **10/3 vs. IND** ... Finished season with one special teams tackle on **1/2 at HOU** ...

2009: Served as long snapper for placekicks and punts in a career-high 16 games ... Outlasted veteran Joe Zelenka in the preseason for the job ... Finished with nine special teams tackles, the second-most in team history by a long snapper (13, Rich Griffith, 1999) ... Had season-high two special teams tackles on **10/11 at SEA** ... Had one special teams tackle on **9/27 at HOU**, **10/4 vs. TEN**, **11/29 at SF**, **12/6 vs. HOU**, **12/17 vs. IND** and **1/3 at CLE** ...

2008: Spent preseason with Tennessee before being waived on August 31 ...

2007: Served as long snapper and on coverage units in nine games for Tennessee and also saw action in one postseason game ... Was signed to Titans' practice squad on Oct. 24 and promoted to active roster three days later with injury to long snapper Ken Amato ... Posted three special teams tackles ... Had one special teams tackle on **11/4 vs. CAR** ... Saw action at FB on **11/19 at DEN** ...

2006: Was allocated to NFL Europa's Amsterdam Admirals where he served as linebacker and long snapper ... Finished with 38 tackles en route to a World Bowl XIV appearance ... Spent preseason with Chicago before reaching an injury settlement on Sept. 1 ...

2005: Spent first 13 weeks of season on Bears practice squad before being elevated to active roster for final three regular season games ... Finished with eight tackles and one pass defended ... Played LB in season-finale on **1/1 at MIN** and finished with eight tackles ...

2004: Appeared in five games as a rookie and had two tackles and one special teams tackle ... Originally signed by Chicago as an undrafted rookie and spent first part of the season on the club's practice squad ... Made NFL debut on **11/21 vs. IND** and recorded one special teams tackle.

COLLEGE: Two-time All-America selection ... Two-time candidate for Buck Buchanan Award, given annually to I-AA's top defensive player ... Ranked fifth on school's all-time list with 363 tackles ... Earned degree in hospitality from Isenberg School of Management in May 2004.

PERSONAL: Married (Erin) ... Resides in Ft. Lauderdale, Fla. ... Attended St. Thomas Aquinas High (Ft. Lauderdale) and earned all-state honors as senior LB/LB ... Has uncle, Ron, who played at Kentucky and spent time with Denver in 1960 ... His uncle, John, also played at Kentucky ... Would like to get into real estate following his football career ... Took part in the NFL's business education program at Wharton School of the University of Pennsylvania in 2008 ... Visited Jacksonville Country Day School in 2009 and signed autographs for students ... Attended several Team Teal events ... Participated in PGA Tour's Family Fun Night at TPC Sawgrass in 2010 ... Participated in Meals on Wheels golf tournament in 2010 ... Partnered with Adam Podlesh and Josh Scobee to distribute tickets throughout the 2010 season to local charities ... Attended 2010 First Tee Dinner at Deerwood Golf and Country Club ... Participated both financially and in person at the 2010 Shop with a Jock event at Target where more than 50 children from the Bridge of Northeast Florida and the MaliVai Washington Kids Foundation were treated to a shopping spree ... Born in Boynton Beach, Fla. ... Twitter handle is @JeremyCain48 ... Full name: Jeremy Robert Cain.


CAIN'S REGULAR SEASON STATISTICS

TACKLES	GP/GS	TKL	SOLO	ASST	ST	SACKS	FF	FR	PD	TFL
2004 Chicago	5/0	2	0	2	1	0.0	0	0	0	0
2005 Chicago	3/0	6	4	2	0	0.0	0	0	1	0
2007 Tennessee	9/0	1	1	0	3	0.0	0	0	0	0
2009 Jacksonville	16/0	0	0	0	9	0.0	0	0	0	0
2010 Jacksonville	16/0	0	0	0	4	0.0	0	0	0	0
2011 Jacksonville	16/0	0	0	0	5	0.0	0	0	0	0
NFL totals: 6 years	65/0	9	5	4	22	0.0	0	0	1	0

JAGUARS SPECIAL TEAMS LEADERS

Here's how the Jaguars' special teams stars rank in career tackles dating back to 1995:

1. Montell Owens (2006-11) 108	5. Nick Sorensen (2003-06)	53
2. Brant Boyer (1996-2000)	6. KiwaukeThomas (2000-04)	50
3. Bryan Iwuh (2006-09)	7. Scott Starks (2005-09)	46
4. Danny Clark (2000-03)	8. Joe Tuipala (2001-02)	42



97 • JOHN CHICK
DEFENSIVE END
6-4 • 255 LBS.
UTAH STATE
BORN NOVEMBER 20, 1982
GILLETTE, WYOMING
ACQ. FREE AGENT 2011
EXP: 2ND YEAR

GAMES PLAYED/STARTED: 2010 (ps), 2011 (11/0)

NFL TOTALS: 11 games, 0 starts

JAGUARS TOTALS: 11 games, 0 starts

POSTSEASON TOTALS: 0 games, 0 starts

TRANSACTIONS: Originally signed as an undrafted rookie by Houston on 5/8/06 ... Waived on 8/9/06 ... Played in Canadian Football League for Saskatchewan RoughRiders from 2007-09 ... Signed by Indianapolis as a free agent on 1/8/10 ... Waived on 9/4/10 ... Signed by Indianapolis to practice squad on 9/5/10 ... Waived on 9/3/11 ... Signed by Jacksonville to practice squad on 9/5/11 ... Signed by Jacksonville to active roster on 9/7/11.

PRO: Athletic, physical DE who saw his first NFL action in 2011 ... Entered the NFL as an undrafted rookie with Houston in 2006 ... Played three seasons (2007-09) in the Canadian Football League with Saskatchewan RoughRiders where he was voted the league's Most Outstanding Defensive Player in 2009 ... Spent 2010 season with Indianapolis on the club's practice squad and was signed by the Jaguars to the practice squad prior to 2011 regular season ... Saw action in 11 games for the Jaguars and totaled 2.5 sacks and 14 QB pressures ... Was a four-year starter at Utah State ...

2011: Saw first career NFL action and played in 11 games ... Was placed on injured reserve on Dec. 6 with a knee injury ... Finished with nine tackles (eight solo), 2.5 sacks, 14 QB pressures, one forced fumble and one pass defended ... Added one special teams tackle ... **9/11 vs. TEN:** Made NFL debut and recorded one solo tackle and one QB pressure ... Registered three QB pressures in back to back games, **9/25 at CAR** and **10/2 vs. NO** ... Made first career sack on **10/9 vs. CIN** ... Sacked and forced a fumble by QB Ben Roethlisberger in the fourth quarter on **10/16 at PIT** ... Was inactive (abdomen) on **10/30 at HOU** ... Tallied three tackles, two QB pressures and split a sack with LB Paul Posluszny on QB Curtis Painter in the second quarter on **11/13 at IND** ... Totaled two solo tackles and one QB pressure on **11/27 vs. HOU** ... Saw time for 17 snaps on **12/5 at SD** before leaving with a knee injury ...

2010: Spent entire season on the Colts practice squad after spending the pre-season with the club.

2007-09: Played three seasons in the Canadian Football League for the Saskatchewan RoughRiders ... Totaled 68 tackles, 19 sacks, six forced fumbles and three fumble recoveries ... Named the CFL's Most Outstanding Defensive Player in 2009.

COLLEGE: Four-year starter at Utah State ... Finished with 163 career tackles, 39.5 tackles for loss and 23.5 sacks ... Ranked fifth in the NCAA with 12.5 sacks as a senior after switching back to DE ... First-team All-WAC selection ... Played LB as a junior and earned team's Golden Helmet Award for top hitter ... Totaled 40 tackles and three sacks ... Recorded a sack in the first four games as a sophomore ... Had a 37-yard TD on a fumble return against North Texas ... Totaled 33 tackles ... Started all 11 games as a freshman and became first freshman at school since 1993 to start the season-opener ... Made 42 tackles and four sacks ... Majored in physical therapy.

PERSONAL: Married (Catherine) with children Camryn, Robert and Joshua ... Attended Campbell County High in Wyoming ... Was named Wyoming high school Defensive Lineman of the Year as a senior ... Earned all-state honors as a DE and TE ... Team won the state championship his sophomore and senior seasons ... Also was state champion in shot put and discus ... Son of John and Julie Chick ... Full name: John Chick.

CHICK'S REGULAR SEASON STATISTICS

TACKLES	GP/GS	TKL	SOLO	ASST	ST	SACKS	FF	FR	PD	TFL
2011 Jacksonville	11/0	9	8	1	1	2.5	1	0	1	0



**37 • REGGIE CORNER**

CORNERBACK

5-9 • 181 LBS.

AKRON

BORN NOVEMBER 17, 1983

CANTON, OHIO

ACQ. UNRESTRICTED FREE AGENT (BUFFALO) 2012

EXP.: 5TH YEAR

GAMES PLAYED/STARTED: 2008 (12/2), 2009 (16/8), 2010 (16/1), 2011 (11/1)**NFL TOTALS:** 55 games, 12 starts**POSTSEASON TOTALS:** 0 games, 0 starts**TRANSACTIONS:** Originally drafted by Buffalo in the fourth round (114th overall) of the 2008 draft ... Signed by Jacksonville as an unrestricted free agent on 6/20/12.**PRO:** Veteran CB joined the Jaguars on June 20, 2012 ... Has ability to play CB and nickel back ... Spent four seasons with the Buffalo Bills after he was selected in the fourth round of the 2008 draft ... Has played in 55 career games with 12 starts ... Career totals include 110 tackles (89 solo), two INTs, 23 passes defended, one forced fumble and one fumble recovery ... Made career-high eight starts in 2009 and posted career-best 65 tackles ... Four-year starter at Akron and was only 14th player in school history to be drafted ...**2011:** Saw action in 11 games with one start ... Made five tackles, one INT and three passes defended ... Recorded three solo tackles and one pass defended on **9/25 vs. NE** ... Made only start on **10/9 vs. PHI** and had an INT and two passes defended ...**2010:** Played in all 16 games with one start ... Finished with 22 tackles (18 solo), one sack and five passes defended ... Tied for the team-lead with two special teams tackles on **9/19 at GB** ... Recorded first career sack on **10/10 vs. JAX** ... Tallied a season-high six tackles and one pass defended on **11/21 at CIN** ... Produced five solo tackles on **11/28 vs. PIT** ... Made first start of the season on **12/5 at MIN** ...**2009:** Appeared in all 16 games with a career-high eight starts at CB ... Totaled a career-high 65 tackles (50 solo), nine passes defended and one INT ... Served as the team's nickel back in season-opener on **9/14 at NE** and posted a career-high seven tackles ... Tied for the team-lead with two passes defended on **9/20 vs. TB** ... Recorded first career INT on **10/18 at NYJ** and added four solo tackles ... Tied a career-high with seven tackles in starting role on **11/1 vs. HOU** ... Registered seven tackles on **11/22 at JAX** and **12/3 vs. NYJ** ...**2008:** Played in 12 games with two starts ... Finished with 18 tackles (17 solo), six passes defended, one forced fumble and one fumble recovery ... Made NFL debut on **10/5 at ARI** and had two solo tackles ... Earned first career start on **11/9 at NE** ... Forced a fumble on **11/23 at KC** which was recovered by George Wilson ... Started on **12/14 at NYJ** and recorded two solo tackles ... Posted season-high four tackles and first career fumble recovery on **12/21 at DEN**. Added four passes defended including one of the game's final play to seal the victory.**COLLEGE:** Four-year starter ... Career totals included 197 tackles (140 solo), 15 INTs and 35 passes defended ... His 15 career INTs ranked second in school history ... Had at least one INT or pass deflection in 28 of the 48 games he played in ... Ranked third in school history with 255 return yards including a 74-yard INT return for a TD against Army ... Team captain ... Started all 12 games as a senior and earned All-Mid American Conference first-team honors ... Tied for fourth in the nation with a career-high seven INTs for 142 yards... Tied for sixth in the nation with 19 passes defended ... Was second-team All-Mid American Conference selection as a junior and ranked fifth in the conference with four INTs ... Started all 13 games as a sophomore, making two INTs, nine passes defended and two tackles for loss ... Started all 11 games as a freshman at LCB and had two INTs ... Graduated with a degree in early childhood education.**PERSONAL:** Son of Charlie Carter and Joseph Corner ... Attended McKinley High School in Ohio where he earned All-Ohio, All-District and All-County honors in each of his final two seasons at WR ... Had three INTs along with 43 receptions and 12 TDs as a senior ... Was a member of 1998 state championship team ... Also was a member of the state champion 4x400 meter relay team.**CORNER'S REGULAR SEASON STATISTICS**

TACKLES	GP/GS	TKL	SOLO	ASST	ST	SACKS	FF	FR	PD
2008 Buffalo	12/2	18	17	1	0	0.0	1	1	6
2009 Buffalo	16/8	65	50	15	0	0.0	0	0	9
2010 Buffalo	16/1	22	18	4	2	1.0	0	0	5
2011 Buffalo	11/1	5	4	1	0	0.0	0	0	3
NFL totals: 4 years	55/12	110	89	21	2	1.0	1	1	23

INTERCEPTIONS	GP/GS	NO	YDS	AVG	LG	TD
2008 Buffalo	12/2	0	0	0.0	0	0
2009 Buffalo	16/8	1	0	0.0	0	0
2010 Buffalo	16/1	0	0	0.0	0	0
2011 Buffalo	11/1	1	4	4.0	4	0
NFL totals: 4 years	35/33	2	4	2.0	4	0

**2 • BRANDON COUTU**

KICKER

5-10 • 195 LBS.

GEORGIA

BORN SEPTEMBER 29, 1984

LAWRENCEVILLE, GEORGIA

ACQ. FREE AGENT 2012

EXP.: 2ND YEAR

GAMES PLAYED/STARTED: 2008 (0/0), 2011 (1/0)**NFL TOTALS:** 1 game, 0 starts**POSTSEASON TOTALS:** 0 games, 0 starts**TRANSACTIONS:** Originally drafted by Seattle in the seventh round (235th overall) of the 2008 draft ... Waived on 9/5/09 ... Signed by Seattle as a free agent on 7/30/11 ... Waived on 8/20/11 ... Signed by Jacksonville to practice squad on 12/12/11 ... Waived on 12/17/11 ... Signed by Buffalo as a free agent on 12/28/11 ... Signed by Jacksonville as a free agent on 5/14/12.**PRO:** Second-year pro entered the NFL as a seventh-round draft pick of Seattle in 2008 ... Played in only NFL game in 2011 season finale as a member of the Buffalo Bills ... Also spent a week on the Jaguars practice squad in 2011 ... Four-year letterman at Georgia ...**2011:** Spent time with Seattle, Jacksonville and Buffalo ... Spent preseason with the Seahawks and one week (Dec. 12-17) on the Jaguars practice squad ... Was signed to Buffalo's 53-man roster on Dec. 28 and saw action in the season finale on **1/1 at NE**, going three of three on extra point attempts and missing his only field goal attempt ...**2009:** Spent preseason with Seattle and was waived on final cuts ...**2008:** Made Seahawks 53-man roster as a rookie, but inactive for all 16 games.**COLLEGE:** Saw action in 43 games and finished 51 of 64 on field goals (79.7 pct.) and connected on all 109 extra point attempts ... Ranked sixth in school history with 262 career points ... Converted 5 of 11 field goal attempts from 50-plus yards ... Recorded 47 career touchbacks on 221 kickoffs ... Earned All-SEC honorable-mention honors as a senior, connecting on 16 of 21 field goals and 44 extra points for 92 points ... Played in five games as a junior before sitting out the rest of the season with a torn right hamstring ... Was 10 of 11 on field goals and 17 of 17 on extra points for 47 points ... Earned All-SEC first-team honors as a sophomore, making 23 of 29 field goals ... Finished with 114 points, the fifth-most in school history ... Mostly handled kickoffs as a redshirt freshman and finished 2 of 3 on field goals.**PERSONAL:** Married (Taylor Leon)... Attended Collins High School (Suwanee, Ga.) ... Earned All-America honors as a punter and added Gwinnett Daily Post All-County first-team accolades ... Was a member of the Touchdown Club of Atlanta Class 5A All-State team as a senior ... Set county record with a 75-yard punt ... Earned Class 5A All-State first-team honors as a junior ... Four-year letterman on soccer team as a forward and holds school record for most points scored (48) in school history.**COUTU'S REGULAR SEASON STATISTICS**

SCORING	GP/GS	PAT	ATT	FG	FGA	PCT	LG	PTS
2011 Buffalo	1/0	3	3	0	1	0.0	---	3
NFL totals: 1 year	1/0	3	3	0	1	0.0	---	3

FG ACCURACY	1-19	20-29	30-39	40-49	50+	TOTAL	PCT
2011 Buffalo	0/0	0/0	0/0	0/1	0/0	0/1	0.0
NFL totals: 1 year	0/0	0/0	0/0	0/1	0/0	0/1	0.0

ADDITIONAL STATISTICS: 0 touchbacks on 4 kickoffs in 2011.**LARGEST COMEBACK WINS IN JAGUARS HISTORY**

The Jaguars have won 10 regular season games and one postseason game after trailing by double-digits:

LARGEST COMEBACK WINS

15 points, 11/24/96 at BAL, trailed 25-10 4th quarter, won 28-25 OT
 14 points, 11/10/96 vs. BAL, trailed 17-3 3rd quarter, won 30-27
 14 points, 12/13/99 vs. DEN, trailed 14-0 1st quarter, won 27-24
 14 points, 12/11/11 vs. TB, trailed 14-0 2nd quarter, won 41-14
 13 points, 11/9/03 vs. IND, trailed 20-7 at half, won 28-23
 12 points, 9/27/98 at TEN, trailed 19-7 2nd quarter, won 27-22
 11 points, 10/13/96 vs. NYJ, trailed 14-3 2nd quarter, won 21-17
 11 points, 11/30/97 vs. BAL, trailed 14-3 2nd quarter, won 29-27
 10 points, 11/28/99 at BAL, trailed 10-0 1st quarter, won 30-23
 10 points, 9/10/06 vs. DAL, trailed 10-0 1st quarter, won 24-17

LARGEST COMEBACK WINS, POSTSEASON

12 points, 1/4/97 at DEN, trailed 12-0 1st quarter, won 30-27



GAMES PLAYED/STARTED: 2009 (16/16), 2010 (13/11), 2011 (6/6)
NFL TOTALS: 35 games, 33 starts
POSTSEASON TOTALS: 0 games, 0 starts
TRANSACTIONS: Originally drafted in the third round (73rd overall) of the 2009 draft.

PRO: Enters fourth season with the Jaguars as starting CB after being selected in the third round of the 2009 draft ... Has started 33 of 35 games and totaled 144 tackles (104 solo), 26 passes defended, one fumble recovery and one tackle for loss ... Registered eight career INTs and led the club in each of his first two seasons ... His eight INTs in his first two seasons were the most by a Jaguar ... Led the team in 2010 with nine passes defended and ranked second in 2011 despite playing in only six games ... Started all 16 games as a rookie, one of only seven rookies in franchise history to accomplish that feat ... Led team with four INTs which tied for second among all NFL rookies in 2009 and ranks second-most in franchise history by a rookie ... Was one of nine NFL rookies, along with DT Terrance Knighton, to start every contest ... Intercepted Peyton Manning on first possession of his first NFL game, and recovered a fumble on the ensuing possession ... Second-highest drafted player in William & Mary history with only retired NFL safety Darren Sharper taken higher (2nd, 1997, Green Bay) ... Selected with choice obtained from New England for a 7th (232) and a 2010 2nd-round pick ...

2011: Was hampered by injuries and was placed on injured reserve on Nov. 25 ... Started six games at CB ... Finished with 16 tackles (12 solo) and 10 passes defended ... Opened season as starting CB on **9/11 vs. TEN** but left game with a rib injury after 29 snaps ... Was inactive on **9/18 at NYJ** ... Started at CB on **9/25 at CAR** and had two tackles and two passes defended ... Was inactive with a groin injury on the next three games ... Returned to starting lineup on **10/24 vs. BAL** and did not miss a snap. Totaled two tackles and two passes defended ... Had three solo tackles and two passes defended on **10/30 at HOU** ... Made five tackles and a team-high two passes defended on **11/13 at IND** ... Suffered a season-ending knee injury on **11/20 at CLE** ...

2010: Led team in INTs for the second consecutive season with four ... Started 11 of 13 games at RCB and had a team-high nine passes defended along with 52 tackles (36 solo) and one tackle for loss ... Opened season as a starter on **9/12 vs. DEN** and had six tackles ... Was inactive on **9/19 at SD** and DNP on **9/26 vs. PHI** ... Was inactive on **10/18 vs. TEN** with hamstring injury ... Returned to starting lineup on **10/24 at KC** and started the final 10 games ... Produced a career-high two INTs on **10/31 at DAL**, tying a single-game franchise record. Was first Jaguar with two INTs in a game since 2006 (Rashean Mathis, 11/5/06 vs. TEN) ... Followed with a career-high nine tackles on **11/21 at CLE** ... Intercepted Kerry Collins in the second quarter on **12/5 at TEN** to set up a Jaguars TD ... On **12/26 vs. WAS**, picked off Rex Grossman in the end zone late in the second quarter ...

2009: Started all 16 games as a rookie at RCB ... Led team with five takeaways and four INTs and tied for team-lead with seven passes defended ... Added 76 tackles and one fumble recovery ... His four INTs tied for second among NFL rookies ... Joined DT Terrance Knighton as the first rookie duo to start all 16 games in team history and was one of only three defensive players (Daryl Smith) to start all 16 contests ... Started season-opener at RCB on **9/13 at IND**, only the second rookie to start at CB on opening day in franchise history (Fernando Bryant). Recorded two takeaways on first two possessions as he intercepted Peyton Manning in the end zone on the opening drive and recovered a Joseph Addai fumble on the ensuing drive ... Had seven tackles (six solo) and one INT on **10/4 vs. TEN** ... Played all 75 snaps on **10/11 at SEA** and tallied eight tackles ... Posted six solo tackles and two passes defended on **12/6 vs. HOU** ... Intercepted Chad Henne in the fourth quarter on **12/13 vs. MIA** and added five tackles ... Finished with four tackles in season-finale on **1/3 at CLE** and intercepted Derek Anderson in the second quarter.

COLLEGE: Three-year starter and two-time All-Colonial Athletic Association selection ... Was one of just four players in current Tribe Head Coach Jimmye Laycock's 30-year tenure to be selected as captain for two seasons ... Registered nine career INTs and 172 tackles ... Scored four TDs as a senior, two as CB and two as punt returner, and added 43 tackles and four INTs ... Had 80-yard punt return for TD vs. Richmond ... Returned an INT for a TD in the fourth quarter at North Carolina State in the season-opener ... Started all 11 games as a junior and served as team captain ... Was third-team All-CAA selection ... Led team with three INTs and added 51 tackles and 3.5 tackles for loss ... Finished with 59 tackles as a sophomore and emerged as one of the league's top cover corners ... Led team with nine passes defended and added one INT and two fumble recoveries ... Saw action in 11 games as a redshirt freshman, primarily on special teams ... Earned two starts at CB ... Spent 2004 season on scout team ... Graduated with a degree in marketing and concentration in entrepreneurship.

PERSONAL: Single ... Resides in Greenville, N.C. ... Attended J.H. Rose High School (Greenville, N.C.) ... Two-year letterman at DB, WR, PR and KR ... Part of 2003 4-A State Championship team ... Had five punt returns for TDs and one kick-off return for a TD as a senior ... Recorded 10 INTs as a junior ... Was teammate with 2009 New York Giants fourth round pick Andre Brown ... Played centerfield for state championship baseball team ... Has fraternal twin sister, Shannon ... Served as President of SAAC (Student Athletic Advisory Council) during 2008-09 season at William & Mary ... Presented the 2008 Leadership Award by Alpha Kappa Alpha Sorority ... Member of Ebony Expression Gospel Choir ... Brother, Travis, played football at East Carolina ... Supports and attends team sponsored events including annual Jaguars golf tournament, Team Teal, Readers Party, Operation Blessing, Hometown Huddle and Draft Day Fan Fest ... Hosted the Jaguars Foundation's Straight Talk program in 2011 and 2012, which seeks to reduce teen pregnancy and HIV/AIDS in collaboration with local TV affiliates ... Made numerous appearances the last two years on behalf of NFL Play 60 initiative ... Participated in NFL 101 Workshop at Jacksonville University ... Recorded a public service announcement for the Jacksonville Children's Chorus to encourage children to get involved with the chorus ... Visited Clara White Mission several times to feed homeless ... Recorded PSA for Prostate Cancer Awareness ... Avid supporter of Second Harvest Food Bank ... Was celebrity guest at S.A. Hull pep rally for FCAT test ... Full name: Derek Cox.

COX'S REGULAR SEASON STATISTICS

TACKLES	GP/GS	TKL	SOLO	ASST	ST	SACKS	FF	FR	PD	TFL
2009 Jacksonville	16/16	76	56	20	0	0.0	0	1	#7	0
2010 Jacksonville	13/11	52	36	16	1	0.0	0	0	*9	1
2011 Jacksonville	6/6	16	12	4	0	0.0	0	0	10	0
NFL totals: 3 years	35/33	144	104	40	1	0.0	0	1	26	1

INTERCEPTIONS	GP/GS	NO	YDS	AVG	LG	TD
2009 Jacksonville	16/16	#4	6	1.5	6	0
2010 Jacksonville	13/11	*4	14	3.5	14	0
2011 Jacksonville	6/6	0	0	0.0	0	0
NFL totals: 3 years	35/33	8	20	2.5	14	0

* Team Leader # Shared Team Lead



GAMES PLAYED/STARTED: 2011 (0/0)
NFL TOTALS: 0 games, 0 starts
POSTSEASON TOTALS: 0 games, 0 starts
TRANSACTIONS: Originally drafted by Chicago in the fifth round (160th overall) of the 2011 draft ... Waived on 6/14/12 ... Signed by Jacksonville as a free agent on 6/21/12.

PRO: Second-year QB joined the Jaguars on June 21, 2012 ... Was a fifth-round draft pick of the Chicago Bears in 2011 and spent the entire season on the active roster ... Four-year starter at Idaho where he threw for 10,084 yards and 81 TDs ... Native of North Platte, Nebraska ...

2011: Spent entire season on the active roster but did not appear in a game ... Was inactive for 12 games and did not play in four games ... Saw action in two pre-season games, completing 13 of 23 passes for 177 yards and an INT.

COLLEGE: Four-year starter ... Played in 45 games and completed 779 of 1,427 passes for 10,084 yards with 81 TDs and 60 INTs ... Finished career as the school's all-time leader in attempts, finished second in completions, third in passing yards and fourth in TD passes and total offense (9,935) ... Posted eight 300-yard passing games and 12 games with three or more TD passes ... Started all 13 games as a senior and set career-highs in completions (271), attempts (478) and yards (3,314) while throwing for 22 TDs and 16 INTs ... Team captain ... Selected to Davey O'Brien and Golden Arm watch lists ... Started all 11 games as a junior and finished with the NCAA's fifth-best pass efficiency rating (157.28) ... Was 192 of 312 passing for 2,906 yards with 22 TDs and nine INTs ... Missed two games with a bruised rotator cuff ... In 12 starts as a sophomore, completed 184 of 339 passes for 2,077 yards with 20 TDs and 17 INTs ... Started nine games as a redshirt freshman and threw for 1,787 yards and 10 TDs ... Missed three games with a ruptured tendon in his throwing hand ... Graduated with a bachelor's degree in art.

PERSONAL: Single ... Attended North Platte High School in Nebraska ... Earned second-team Super State honors as a senior ... Tied state records for completions (166) in a season and completions in a game (24) as a junior ... Also lettered in basketball, baseball and track.

**62 • JOHN ESTES**

CENTER
6-2 • 293 LBS.
HAWAII
BORN MARCH 25, 1987
STOCKTON, CALIFORNIA
ACQ. ROOKIE FREE AGENT 2010
EXP.: 3RD YEAR

GAMES PLAYED/STARTED: 2010 (1R), 2011 (2/0)
NFL TOTALS: 2 games, 0 starts
POSTSEASON TOTALS: 0 games, 0 starts
TRANSACTIONS: Signed as an undrafted rookie 4/24/10.

PRO: Talented, third-year pro served as backup center in 2011 ... Played in two games in 2011 ... Spent rookie season on injured reserve after suffering a knee injury in the preseason ... Was signed as a rookie free agent in 2010 after starting four seasons at Hawaii ... Was a three-time first-team all-conference selection ...

2011: Saw first career action, playing in two games...Was inactive for nine games and DNP in five games...Made NFL debut on **9/25 at CAR** on special teams... Inserted into lineup for one series at LG for Will Rackley on **10/30 at HOU** ...

2010: Spent entire rookie season on injured reserve ... Suffered a season-ending knee injury in the second week of the preseason.

COLLEGE: Four-year starter, ending his career with 54 consecutive starts ... Three-time first-team All-WAC selection, the sixth player in school history to accomplish the feat ... Served as team captain ... Offense broke or tied 31 NCAA records and 58 school records during his career ... One of six finalists for the Rimington Award as the country's top center ... Anchored a line as a senior that averaged 437.5 yards per game ... Part of OL that ranked first in the nation in scoring (43.4) as a sophomore, second in passing (439.5) and third in total offense (512.1) ... Started all 14 games at RG as a freshman ... Redshirted as a freshman ... Majored in communications.

PERSONAL: Single ... Resides in Stockton, Calif. ... Has two brothers ... Parents are Corleen and Ronald Estes ... Participated in Hometown Huddle and Operation Blessing ... Visited Ronald McDonald House ... Full name: John Estes.

**83 • LEE EVANS**

WIDE RECEIVER
6-0 • 210 LBS.
WISCONSIN
BORN MARCH 11, 1981
BEDFORD, OHIO
ACQ. FREE AGENT 2012
EXP.: 9TH YEAR

GAMES PLAYED/STARTED: 2004 (16/11), 2005 (16/15), 2006 (16/15), 2007 (16/16), 2008 (16/16), 2009 (16/16), 2010 (13/13), 2011 (9/2, 2/0)

NFL TOTALS: 118 games, 104 starts
POSTSEASON TOTALS: 2 games, 0 starts

TRANSACTIONS: Originally drafted by the Buffalo Bills in the first round (13th overall) of the 2004 draft ... Traded to Baltimore on 8/13/11 ... Released on 3/2/12 ... Signed by Jacksonville as a free agent on 4/16/12.

PRO: Veteran WR enters his ninth NFL season ... Career totals include 381 receptions for 6,008 yards and 43 TDs ... Has 14 career 100-yard receiving games, eight multi-TD games and 57 receptions of 25-plus yards ... Averaged at least 15.4-yards per reception in seven of eight seasons ... Spent seven seasons with Buffalo (2004-10) and was with Baltimore for the 2011 campaign ... Recorded two 1,000-yard receiving seasons including a career-high 1,292 yards in 2006 ... Has six career 70-plus yard TD receptions ... Has at least five receiving TDs in five of eight seasons including a career-best nine as a rookie in 2004 ... Was a first-round draft pick of the Bills in 2004 ... Became the first player in NFL history to record two 80-plus yard TD receptions in the same quarter (11/19/06 at Houston) and established the Bills' single-game receiving record with 265 yards in that game ... Left Bills ranking third in team history in receiving yards (5,934) and TD receptions (43) and fourth in receptions (377) ... First NFL WR since Jerry Rice to average 15.0 yards per reception per season in his first five seasons (2004-08) ...

2011: Appeared in nine games with two starts ... Was traded to the Ravens on August 13 ... Missed seven games with an ankle injury ... Finished with four receptions for 74 yards (18.5 avg.) with catches of 32 and 21 yards ... Played in both postseason games and finished with four receptions for 69 yards (17.3 avg.) ... Started season-opener on **9/11 vs. PIT** ... Posted two receptions for 45 yards (22.5 avg.) on **9/18 at TEN** ... Had a 21-yard catch on **12/11 vs. IND** ... Had a 30-yard reception on **1/15 vs. HOU** in AFC Divisional Playoff game ... Finished with three receptions for 39 yards on **1/22 at NE** in AFC Championship game ...

2010: Started 13 games in final season with Buffalo ... Hauled in 37 passes for 578 yards (15.6 avg.) with four TDs ... Missed final three games after being placed on injured reserve with an ankle injury on Dec. 14 ... Had five receptions of 25-plus yards ... Posted 87 yards and a TD on five receptions on **10/10 vs. JAX** ... Recorded six receptions for 105 yards (17.5 avg.) and a career high with three TDs on **10/24 at BAL** ... Had two receptions for 72 yards with a season-long 54-yard TD on **11/21 at CIN** ...

2009: Started all 16 games and ranked third on the team with 44 receptions for 612 yards and a team-high seven receiving TDs ... Had eight receptions of 25-plus yards ... Led team with five receptions for 75 yards and one TD on **10/25 at CAR**. Eclipsed the 5,000-yard receiving mark in his 87th career game to tie for the second-fastest Bills WR to reach the mark (Elbert Dubenion) ... Registered seventh multi-TD game of his career on **11/15 at TEN** with two TDs along with four receptions for 50 yards ... Totaled five receptions for 43 yards on **12/27 at ATL**, moving into third on the Bills all-time receiving yards list (5,307) ...

2008: Started all 16 games for the second consecutive season ... Led team in receptions (63), receiving yards (1,017) and TD receptions (3) ... Ranked fourth in AFC with a 16.1-yards-per-reception average ... Had a career-high 10 receptions of 25-plus yards ... Opened season with 102 yards on four receptions on **9/7 vs. SEA** ... Had two receptions for 100 yards on **10/5 at ARI** with a career-long 87-yard TD ... Made a season-high eight receptions for 89 yards and a TD on **10/19 vs. SD** ... Produced 116 yards on seven receptions on **10/26 at MIA** ... Finished with 110 yards on **9/24 vs. NYJ** ... Followed with seven catches for 92 yards on **10/1 vs. MIN** ... Registered 94 yards on nine receptions along with a TD on **10/8 at CHI** ... Posted a career-high 11 receptions for a Bills franchise-record 265 yards and two TDs on **11/19 at HOU**. Became first NFL WR to catch two 83-yard passes in a quarter (first quarter), and was first Bill to catch two 80-plus yard passes in a game. His 205 yards in the first quarter were also a club single-quarter record and the most by an NFL WR since Qadry Ismail's 210 yards on 12/19/99 ... Totaled seven receptions for 145 yards and one TD in season-finale on **12/31 at BAL** ...

2007: Started all 16 games for the first time in his career ... Led the team in every receiving category with 55 receptions for 849 yards and five TDs ... Had six receptions of 25-plus yards ... Tallied five receptions for 98 yards with a long of 54 yards on **10/21 vs. BAL** ... Registered five receptions for 138 yards on **10/28 at NYJ** with an 85-yard TD, the longest TD reception in the AFC in 2007 ... Led team with nine receptions for 165 yards and a TD on **11/4 vs. CIN** ... Scored two TDs including a 70-yarder on **12/9 vs. MIA** ...

2006: Started 15 of 16 games and led team with a then-career-high 82 receptions for 1,292 yards and eight TDs ... Ranked fourth in AFC, sixth in NFL, in receiving yards ... Became first NFL WR since Webster Slaughter in 1989 with three TD receptions of 75-plus yards in one season ... Finished with nine receptions of 25-plus yards ... Had at least five receptions in 10 games ... Hauled in eight passes for 107 yards on **9/24 vs. NYJ** ... Followed with seven catches for 92 yards on **10/1 vs. MIN** ... Registered 94 yards on nine receptions along with a TD on **10/8 at CHI** ... Posted a career-high 11 receptions for a Bills franchise-record 265 yards and two TDs on **11/19 at HOU**. Became first NFL WR to catch two 83-yard passes in a quarter (first quarter), and was first Bill to catch two 80-plus yard passes in a game. His 205 yards in the first quarter were also a club single-quarter record and the most by an NFL WR since Qadry Ismail's 210 yards on 12/19/99 ... Totaled seven receptions for 145 yards and one TD in season-finale on **12/31 at BAL** ...

2005: Appeared in all 16 games and made 15 starts ... Finished second on the team with 48 receptions for 743 yards and a team-high seven TDs ... Ranked second in the NFL with seven receptions of 40-plus yards ... Was one of two Bills WRs to catch a pass in all 16 games (Josh Reed) ... Had nine receptions of 25-plus yards ... Had a 42-yard reception on **9/11 vs. HOU** and a 49-yarder on **10/9 vs. MIA** ... Pulled in five receptions for 117 yards and a career-high three TDs (all in first quarter) on **12/4 at MIA** ... Netted five receptions for 107 yards with a long of 65 yards and a TD on **12/24 at CIN** ... Made two receptions for 17 yards and had a 39-yard carry on **1/1 at NYJ** ...

2004: Played in all 16 games with 11 starts ... Ranked second on team with 48 receptions for 843 yards ... Led all rookies and set a Bills rookie record with career-high nine TD receptions ... Recorded nine receptions of 25-plus yards ... Made NFL debut on **9/12 vs. JAX** and had two receptions for 12 yards ... Had a 65-yard reception on **9/19 at OAK** ... Scored on a 46-yard catch on **10/10 at NYJ** ... Posted first career 100-yard receiving game on **12/5 at MIA** with 110 yards on five receptions with two TDs...Made five catches for 101 yards and one TD on **12/19 at CIN**... Led team with eight receptions for 92 yards and two TDs in **12/26 at SF**.

COLLEGE: Started 38 of 47 games ... Set school records for career receptions (175), receiving yards (3,468) and TDs (26) ... Was first player in Wisconsin history to gain over 1,000 yards receiving in a season, accomplishing that feat twice (2001, 2003) ... Was first player to record 60-plus receptions in a season (2001, 2003) in team history ... Named first-team All-Big Ten Conference as a senior ... Led team with 1,213 yards on 64 receptions with a school-record 13 TDs ... Became first player in school history to gain over 200 yards in a game more than once in a career (228 vs. Michigan State in 2001, 258 yards vs. Michigan State in 2003) ... His five TDs against Michigan State in 2003 tied a Big Ten single-game record ... Majored in finance.

PERSONAL: Married (Miranda) with son, Lee Evans IV ... Attended Bedford High School in Bedford, Ohio ... Career totals included 38 receptions for 984 yards (25.6 avg.) and 12 TDs ... Was an All-Midwest Top 50 selection by Prep Football Report, PrepStar and SuperPrep as a senior ... Finished second at the state track meet in the 300-meter hurdles ... Served as spokesperson from 2006-09 for the "Play 60" Challenge with the Buffalo Public Schools. As spokesperson, he was featured in the "Play 60" PSA and appeared on the cover of the "Play 60" materials sent to the Buffalo Public Schools and additional schools throughout Western New York ... Also involved in "Fuel Up to Play 60" which targets an older age group of students



... Was featured in a public service announcement to increase awareness of MS and encourage fans to donate to the "Team Up 4 MS" program ... Invited guests from the MS Society to sit in his personal suite at Buffalo Bills home games ... Also volunteered at a number of different community events in New York, including the Buffalo Bills and American Red Cross Blood Drive at Ralph Wilson Stadium, the Billiee - Breast Cancer Awareness Campaign, the local Make-A-Wish Foundation and the NFL Grassroots Grant announcement at Riverside Park in Buffalo ... Full name: Lee Evans.

EVANS' REGULAR SEASON STATISTICS

RECEIVING	GP/GS	NO	YDS	AVG	LG	TD
2004 Buffalo	16/11	48	843	17.6	69t	9
2005 Buffalo	16/15	48	743	15.5	65	7
2006 Buffalo	16/15	82	1,292	15.8	83t	8
2007 Buffalo	16/16	55	849	15.4	85t	5
2008 Buffalo	16/16	63	1,017	16.1	87t	3
2009 Buffalo	16/16	44	612	13.9	50	7
2010 Buffalo	13/13	37	578	15.6	54	4
2011 Baltimore	9/2	4	74	18.5	32	0
NFL totals: 8 years	118/104	381	6,008	15.8	87t	43

ADDITIONAL STATISTICS: 5 rushes for 85 yards in 2004; 4 rushes for 38 yards in 2005; 1 rush for 22 yards in 2008

EVANS' POSTSEASON STATISTICS

RECEIVING	GP/GS	NO	YDS	AVG	LG	TD
2011 Baltimore	2/0	4	69	17.3	30	0

EVANS' SINGLE-GAME CAREER HIGHS

RECEPTIONS: 11 (11/19/06 at Houston)
RECEIVING YARDS: 265 (11/19/06 at Houston)
LONG RECEPTION: 87t (10/5/08 at Arizona)
TD RECEPTIONS: 2, 3 times (last 10/24/10 at Baltimore)
RUSH ATTEMPTS: 1, 10 times (last 10/5/08 at Arizona)
RUSHING YARDS: 48 (12/12/04 vs. Cleveland)
LONG RUSH: 48 (12/12/04 vs. Cleveland)



11 • BLAINE GABBERT

QUARTERBACK
 6-4 • 235 LBS.
 MISSOURI
 BORN OCTOBER 15, 1989
 BALLWIN, MISSOURI
 ACQ. 1ST ROUND OF 2011 DRAFT
 EXP.: 2ND YEAR

GAMES PLAYED/STARTED: 2011 (15/14)
NFL TOTALS: 15 games, 14 starts
POSTSEASON TOTALS: 0 games, 0 starts
TRANSACTIONS: Originally drafted in the first round (10th overall) of the 2011 draft.

PRO: Second-year QB leads the Jaguars offense ... Only second QB drafted by the Jaguars in the first round as he was selected with the 10th overall pick in 2011 ... Set a franchise record for a rookie QB with 14 starts after being named the starter on Sept. 21 ... Owns 4-10 record as a starter ... Threw for 2,214 yards on 210 of 413 passing with 12 TDs/11 INTs for a 65.4 rating ... His 14 starts were third-most among all rookie QBs (Cam Newton and Andy Dalton, 16 starts) ... Was one of eight rookie QBs to attempt a pass in 2011 ... Youngest QB in NFL history to start at least 13 games ... Among active QBs, only four (Michael Vick, Alex Smith, Matthew Stafford and Josh Freeman) were younger than Gabbert (21 years, 345 days old) when they made their first start ... Was one of four QBs selected in the first 12 picks, the third overall behind Cam Newton and Jake Locker ... Two-year starter at Missouri where he posted an 18-8 record ... Finished career with 6,822 passing yards, third-most in school history ... Left school following his junior season ...

2011: Started 14 of 15 games, the most starts by a rookie QB in franchise history ... Completed 210 of 413 passes (50.8 pct.) for 2,214 yards with 12 TDs/11 INTs for a 65.4 rating ... Had TD passes in 10 of his 14 starts ... Faced seven of the top 12 defenses in the NFL in his 14 starts ... Was youngest QB to start in 2011 ... Owns three of the top four marks for single-game passing attempts by a rookie ... Became 14th different starting QB in franchise history and fourth rookie (Jonathan Quinn, 1998; David Garrard, 2002; Byron Leftwich, 2003) ... Rushed 48 times for 98 yards ... Had nine completions of 25-plus yards ... **9/11 vs. TEN:** Dressed but did not play ... **9/18 at NYJ:** Made NFL debut in the fourth quarter and finished five of six passing for 52 yards for a 102.8 rating in two offensive series. Became first rookie QB to see action for the club since Byron Leftwich in 2003 ... **9/25 at CAR:** Earned first career start and marked the earliest a rookie QB has started in franchise history. Was 12 of 21 passing for 139 yards with one TD and one INT for a 73.3 rating. Hooked up with WR Mike Thomas for a 36-yard TD pass as time

expired in the first half for his first career TD pass ... **10/2 vs. NO:** Completed 16 of 42 passes for 196 yards with one TD and one INT. The 42 attempts tied for most by a rookie in franchise history (Leftwich, Dec. 12, 2003 vs. Miami). Hit TE Zach Miller with a 14-yard TD pass ... **10/9 vs. CIN:** Connected with WR Jason Hall on a 74-yard TD pass in the fourth quarter, the fifth-longest TD pass in franchise history. Was 15 of 28 passing for a career-high 221 yards for a 91.5 rating ... **10/16 at PIT:** Had a TD pass in fourth consecutive game as he finished 12 of 26 passing for 109 yards ... **10/24 vs. BAL:** Earned first career win, completing nine of 20 passes for 93 yards on Monday Night Football ... **10/30 at HOU:** Was 10 of 30 passing for 97 yards with one TD and one INT. Had a streak of 116 consecutive passes without throwing an INT snapped in the second quarter ... **11/13 at IND:** Threw for 118 yards on 14 of 21 passing with one TD and one INT for a 77.1 rating. Connected with WR Jarett Dillard for an 11-yard TD pass in the third quarter. Completed eight of nine passes for 70 yards and a TD in the second half. Earned first career road win ... **11/20 at CLE:** Registered 210 yards on 22 of 41 passing. Had three completions of 18-plus yards. Directed an 18-play, 92-yard drive in the second quarter, tied for the second-longest in team history for plays and was the ... **11/27 at HOU:** Was 13 of 29 passing for 136 yards with an INT. Was replaced midway through fourth quarter by Luke McCown ... **12/5 at SD:** Tossed a career-high two TD passes and completed 19 of 33 passes for 195 yards for an 82.3 rating. Both of his TD passes came in the second quarter to Maurice Jones-Drew (nine yards) and Cecil Shorts (five yards). Finished the first half 11 of 15 passing for 139 yards with a 113.6 rating ... **12/11 vs. TB:** Was 19 of 33 passing for 217 yards with two TDs and two INTs for a 72.4 rating. Marked second straight game with two TD passes. Had a 62-yard completion to TE Mercedes Lewis in the second quarter ... **12/15 at ATL:** Finished 12 of 22 passing for 141 yards with one TD and one INT for a 70.5 rating ... **12/24 at TEN:** Threw for 198 yards on 21 of 42 passing with one INT. Matched career-high and tied franchise record by a rookie with 42 attempts ... **1/1 vs. IND:** Set franchise record by a rookie QB with his 14 start. Finished 11 of 19 passing for 92 yards with one TD for an 88.0 rating. Hooked up with WR Chastin West for a 23-yard TD in the first quarter.

COLLEGE: Started 26 of 31 games in three seasons at Missouri ... Career totals include 568 of 933 passing for 6,822 yards with 40 TDs and 18 INTs ... Posted an 18-8 record as a starter ... His 6,822 passing yards ranked third in school history while his passer efficiency rating of 132.59 is topped only by Chase Daniel (148.9) in school annals ... Had three 400-plus yard passing games including a career-high 468 yards against Baylor as a sophomore, the second-most in team history ... Left school following his junior season ... Started all 13 games as a junior ... Completed 301 of 475 passes (63.4 pct.) for 3,186 yards with 16 TDs and nine INTs ... Added 232 rushing yards on 112 carries ... Directed team to 10-3 record and a share of the Big 12 Conference North Division title, only the third 10-win regular season in school history ... Selected All-Big 12 honorable mention by the league's coaches ... Second-team Academic All-Big 12 selection ... Had 130 completions of 10-plus yards including 43 of 20-plus yards ... Threw for a school bowl-record 434 yards and a TD in the Insight Bowl ... Started all 13 games as a sophomore in first season as a starter and guided team to eight wins ... Earned second-team All-Big 12 honors ... First-team Academic All-Big 12 selection ... Totaled 262 of 445 passing for 3,593 yards with 24 TDs and nine INTs ... Added 204 rushing yards and three TDs ... Ranked second in Big 12 in passing efficiency (140.4) and fourth in total offense (292.1) ... Ranked ninth in nation with an average of 276.4 passing yards per game ... His 3,593 passing yards was third-highest in school history, surpassed only by Chase Daniel (4,335 in 2008; 4,306 in 2007) ... Threw for three TDs against Illinois in first career start ... Also tossed three TDs against Furman and Nevada in consecutive weeks ... Was 25 of 40 passing for then-career-high 414 yards against Nebraska ... Saw action in five games as a true freshman behind Chase Daniel ... Completed 5 of 13 passes for 43 yards.

PERSONAL: Single ... Attended Parkway West High School (Ballwin, Mo.) ... Played under head coach Mike Roth ... Earned MVP honors at EA Sports Elite 11 QB camp prior to his senior season ... Also played in U.S. Army All-America Bowl ... Consensus No. 1 player in state of Missouri ... Played in only five games as a senior, as he began the year with an injured foot, and then was lost for season with a shoulder injury ... Finished with 623 passing yards and five TDs ... Led team to 8-3 mark as a junior including a trip to state playoffs ... Finished 119 of 231 passing with 1,523 yards and 20 TDs while rushing for 458 yards and eight TDs ... Also lettered in baseball and earned all-conference honors ... Son of Chuck and Beverly Gabbert ... Brother, Tyler, plays quarterback at Central Florida ... Twitter handle is @BlaineGabbert ... Visited Bethesda Naval Hospital in 2012 ... Supports team sponsored events ... Participated in Jaguars 2012 Caravan ... Full name: Blaine Gabbert.

GABBERT'S REGULAR SEASON STATISTICS

PASSING	GP/GS	ATT	CMP	YDS	PCT	TD	INT	LG	RTG
2011 Jacksonville	15/14	413	210	2,214	50.8	12	11	74t	65.4
RUSHING	GP/GS	NO	YDS	AVG	LG	TD			
2011 Jacksonville	15/14	48	98	2.0	12	0			

SACKED-YARDS: 2011: 40-293

RECORD AS A STARTER: 2011: 4-10



GABBERT GAME-BY-GAME

2011 DATE	OPP	P/S	PASSING										RUSHING					
			ATT	CMP	YDS	PCT	TD	INT	LG	SK	RTG	NO	YDS	AVG	LG	TD		
9/11	TEN	0/0	0	0	0.0	0	0	0	0	0	0	0	0	0	0	0	0	0
9/18	at NYJ	1/0	6	5	52	83.3	0	0	14	1-10	102.8	1	1	1.0	1	0	0	
9/25	at CAR	1/1	21	12	139	57.1	1	1	36†	2-10	73.3	4	2	0.5	2	0	0	
10/2	NO	1/1	42	16	196	38.1	1	1	47	3-26	51.3	2	14	7.0	12	0	0	
10/9	CIN	1/1	28	15	221	53.6	1	0	74†	3-21	91.5	5	11	2.2	6	0	0	
10/16	at PIT	1/1	26	12	109	46.2	1	0	21	5-33	70.8	3	16	5.3	10	0	0	
10/24	BAL	1/1	20	9	93	45.0	0	0	24	4-20	59.0	5	-1	-0.2	2	0	0	
10/30	at HOU	1/1	30	10	97	33.3	1	2	21	1-7	26.7	4	14	3.5	11	0	0	
11/13	at IND	1/1	21	14	118	66.7	1	1	19	2-8	77.1	6	8	1.3	5	0	0	
11/20	at CLE	1/1	41	22	210	53.7	0	0	28	1-15	68.1	2	10	5.0	6	0	0	
11/27	HOU	1/1	29	13	136	44.8	0	1	31	6-35	44.6	1	1	1.0	1	0	0	
12/5	SD	1/1	33	19	195	57.6	2	1	48	2-18	82.3	6	19	3.2	5	0	0	
12/11	TB	1/1	33	19	217	57.6	2	2	62	1-8	72.4	4	-3	-0.8	0	0	0	
12/15	at ATL	1/1	22	12	141	54.5	1	1	22	5-50	70.5	1	5	5.0	5	0	0	
12/24	at TEN	1/1	42	21	198	50.0	0	1	22	1-11	53.5	1	4	4.0	4	0	0	
1/1	IND	1/1	19	11	92	57.9	1	0	23†	3-21	88.0	3	-3	-1.0	-1	0	0	
Totals:		15/14	413	210	2,214	50.8	12	11	74†	40-293	65.4	48	98	2.0	12	0	0	

GABBERT'S SINGLE-GAME CAREER HIGHS

PASS ATTEMPTS: 42, 2 times (last 12/24/11 at Tennessee)
PASS COMPLETIONS: 22 (11/20/11 at Cleveland)
YARDS PASSING: 221 (10/9/11 vs. Cincinnati)
TD PASSES: 2, 2 times (last 12/11/11 vs. Tampa Bay)
INTERCEPTIONS: 2, 2 times (last 12/11/11 vs. Tampa Bay)
LONG PASS: 74 (10/9/11 vs. Cincinnati)
COMPLETION PERCENTAGE: 83.3 (9/18/11 at N.Y. Jets, 5-for-6);
 In a start: 66.7 (11/13/11 at Indianapolis, 14-for-21)
PASSER RATING: 102.8 (9/18/11 at N.Y. Jets); In a start: 91.5 (10/9/11 vs. Cincinnati)
RUSH ATTEMPTS: 6, 2 times (last 12/5/11 vs. San Diego)
RUSHING YARDS: 19 (12/5/11 vs. San Diego)
LONG RUSH: 12 (10/2/11 vs. New Orleans)
RUSHING TDS: 0

JAGUARS STARTING QUARTERBACKS

Blaine Gabbert was the 14th different starting quarterback in franchise history and the fourth rookie (Jonathan Quinn, 1998, week 16; David Garrard, 2002, week 17; Byron Leftwich, 2003, week four). Gabbert's start in week three of 2011 marked the earliest a rookie quarterback has started in franchise history. Only five quarterbacks have won in their first start as a Jaguar.

Here's the list of starting quarterbacks in franchise history and their record:

YEAR(s)	PLAYER	STARTS	W-L
1995	Steve Beuerlein	6	1-5
1995-03	Mark Brunell	117	63-54
1995-97	Rob Johnson	1	1-0
1997	Steve Matthews	1	1-0
1998	Jamie Martin	1	0-1
1998, 2001	Jonathan Quinn	3	1-2
1999	Jay Fiedler	1	1-0
2002-10	David Garrard	76	39-37
2003-06	Byron Leftwich	44	24-20
2007	Quinn Gray	3	2-1
2010	Todd Bouman	1	0-1
2010	Trent Edwards	1	0-1
2011	Luke McCown	2	1-1
2011	Blaine Gabbert	14	4-10

CONNECTING ON THE LONG BALL

YARDS	PLAY
84	Byron Leftwich to Troy Edwards (9/28/03 at Houston)
80	Quinn Gray to Reggie Williams (11/4/07 at New Orleans)
79	Mark Brunell to Patrick Johnson (9/15/02 at Kansas City)
78	Mark Brunell to Fred Taylor (11/1/98 at Baltimore)
74	Blaine Gabbert to Jason Hill (10/9/11 vs. Cincinnati)



GAMES PLAYED/STARTED: 2009 (9/0), 2010 (14/11), 2011 (7/2)

NFL TOTALS: 30 games, 13 starts

POSTSEASON TOTALS: 0 games, 0 starts

TRANSACTIONS: Originally selected by Seattle in the seventh round of the 2009 draft, the 247th pick overall ... Waived on 9/5/09 ... Signed by Jacksonville as a free agent on 9/22/09.

PRO: Fourth-year safety has played in 30 games with 13 starts ... Has ability to play both free and strong safety ... Career totals include 84 tackles, one INT, six passes defended, one tackle for loss, one forced fumble and one fumble recovery ... Has 19 special teams tackles including a career-high 10 in 2009 ... Was a seventh-round pick of Seattle in 2009 and was waived on final cuts ... Joined Jaguars on Sept. 22 ... Four-year letterman at Rutgers and was first-team All-Big East selection as a senior ...

2011: Played in seven games with two starts ... Hampered by a neck injury and was inactive for two games and was placed on injured reserve with a hamstring injury on Nov. 30 ... Finished with seven tackles (five solo) and two passes defended ... Added four solo special teams tackles ... **9/11 vs. TEN:** Started at S and did not miss a snap. Totaled three tackles and team-high two passes defended ... **9/18 at NYJ:** Started at S and recorded four tackles (three solo) ... Had team-high two special teams tackles on **11/20 at CLE** and one special teams tackle on **11/27 vs. HOU** ...

2010: Appeared in a career-high 14 games with 11 starts at SS ... Registered 77 tackles (44 solo), one forced fumble, one fumble recovery, one INT, four passes defended and one tackle for loss ... Added five special teams tackles ... Made first career start on **9/19 at SD** and had the most productive outing of his career. Totaled 10 tackles and picked off Philip Rivers in the second quarter for first career INT. Also forced and recovered a fumble by RB Ryan Mathews in the first quarter ... Led team with a career-high four special teams tackles on **10/10 at BUF** ... Posted eight tackles and one tackle for loss on **10/18 vs. TEN** ... Recorded a career-high 11 tackles (eight solo) on 60 snaps on **10/24 at KC** ... Did not miss a snap on **10/31 at DAL** and produced eight tackles ... Tied a team-high with nine tackles on **11/14 vs. HOU** ... Played four snaps on **12/5 at TEN** before leaving the game with a shoulder injury ... Was inactive on **12/12 vs. OAK** and **12/18 at IND** ... Returned to the lineup on **12/26 vs. WAS** and posted six tackles on 66 snaps ... Finished season with seven tackles on 59 snaps on **1/2 at HOU** ...

2009: Played in nine games on special teams and finished with 10 tackles ... Joined Jaguars prior to week three after spending the preseason with Seattle ... Made NFL debut on **10/4 vs. TEN** and made one tackle ... Faced off against team he was drafted by on **10/11 at SEA** and tallied three tackles ... Finished with two tackles on **11/1 at TEN** ... Was inactive on **11/15 at NYJ**, **12/13 vs. MIA**, **12/17 vs. IND** and **12/27 at NE** ... Totaled two tackles in season-finale on **1/3 at CLE**.

COLLEGE: Four-year letterman at Rutgers, starting 51 straight games ... Played in East-West Shrine game ... Played both free and strong safety spots ... First-team All-Big East selection as a senior after recording 87 tackles, one for a loss and two INTs ... Posted over 100 tackles as a junior for the second straight season and earned second-team All-Big East honors ... Led team with four INTs as a sophomore along with 92 tackles ... Earned second-team All-Big East honors ... Started all 12 games as a freshman and totaled 116 tackles ... Named to Freshman All-America team.

PERSONAL: Has a son, Jamir Najee ... Resides in New Rochelle, New York ... Spent the 2004 season at Bridgton Academy in Maine and led the team in tackles ... Attended New Rochelle High School ... Rushed for 1,114 yards and 19 TDs as a senior in 2003 ... Led team to Class AA state championship and earned MVP honors in the title game ... Represented New York in the 2004 NY/NJ Governor's Bowl ... Earned first-team All-America honors in track and field (long jump) in the spring of 2004 ... Was high school teammate of Baltimore Ravens running back Ray Rice ... Full name: Courtney Greene.

GREENE'S REGULAR SEASON STATISTICS

TACKLES	GP/GS	TKL	SOLO	ASST	ST	SACKS	FF	FR	PD	TFL
2009 Jacksonville	9/0	0	0	0	10	0.0	0	0	0	0
2010 Jacksonville	14/11	77	44	33	5	0.0	1	1	4	1
2011 Jacksonville	7/2	7	5	2	4	0.0	0	0	2	0
NFL totals: 3 years	30/13	84	49	35	19	0.0	1	1	6	1

INTERCEPTIONS	GP/GS	NO	YDS	AVG	LG	TD
2009 Jacksonville	9/0	0	0	0.0	0	0
2010 Jacksonville	14/11	1	8	8.0	8	0
2011 Jacksonville	7/2	0	0	0.0	0	0
NFL totals: 3 years	30/13	1	8	8.0	8	0




40 • DuJUAN HARRIS
RUNNING BACK
 5-9 • 208 LBS.
 TROY
 BORN SEPTEMBER 3, 1988
 BROOKSVILLE, FLORIDA
 ACO. ROOKIE FREE AGENT 2011
 EXP.: 1ST YEAR

GAMES PLAYED/STARTED: 2011 (5/0)

NFL TOTALS: 5 games, 0 starts

POSTSEASON TOTALS: 0 games, 0 starts

TRANSACTIONS: Originally signed as an undrafted rookie by Jacksonville on 7/27/11 ... Waived on 9/3/11 ... Signed by Jacksonville to practice squad on 9/4/11 ... Signed by Jacksonville to active roster on 11/27/11.

PRO: First-year pro sees time at RB and kickoff returner ... Spent first 13 weeks of 2011 on the club's practice squad after signing as a rookie free agent ... Was signed to active roster on Nov. 27 and played in five games ... Finished with a 22.0-yard average on 14 kickoff returns ... Four-year letterman at Troy ... Native of Brooksville, Fla. ...

2011: Appeared in five games as a rookie after spending majority of the season on the practice squad ... Saw action at RB and as kickoff return specialist ... Had nine rushes for 42 yards (4.7 avg.) with a long of 24 yards along with one reception for four yards ... Had 14 kickoff returns for 22.0-yard average with a long of 35 yards ... **12/5 vs. SD:** Made NFL debut and had two carries for two yards. Added three kickoff returns for 68 yards ... **12/11 vs. TB:** Broke free for a career-long 24-yard run ... **12/15 at ATL:** Returned six kickoffs for 143 yards (23.8 avg.) with a long of 35 ... **12/24 at TEN:** Had two carries for five yards and returned five kickoffs for a 19.4-yard average ... **1/1 vs. IND:** Totaled 12 yards on three carries and added one reception for four yards.

COLLEGE: Four-year letterman ... Career totals included 540 carries for 2,635 yards and 27 TDs ... Had 79 receptions for 553 yards and five TDs ... Added 14 kickoff returns for a 19.9 average ... Played in 12 games with three starts as a senior ... Rushed 97 times for 603 yards with six TDs and had 11 receptions for 66 yards ... Started all 13 games as a junior ... Registered 151 carries for 583 yards with 10 TDs ... Added 27 receptions for 242 yards and two TDs ... Scored two TDs and rushed for 112 yards in GMAC Bowl against Central Michigan ... Played in all 13 games with 12 starts as a sophomore ... Posted career-high 1,077 yards on 210 carries with 11 TDs ... Added 36 receptions for 216 yards and three TDs ... Ranked fourth in the Sun Belt in rushing yards and became just fifth player in school history to record a 1,000-yard season ... Posted four 100-yard rushing games ... Saw action in 12 games as a freshman ... Rushed 82 times for 372 yards and had five receptions for 29 yards ... Majored in criminal justice.

PERSONAL: Single ... Attended Central High (Fla.) ... Helped lead team to district championship as a senior and earned first-team all-region honors ... Rushed for 3,000-plus yards and 45 TDs ... Holds county record for single-game rushing yards with 363 and five TDs ... Also lettered in track and field and weightlifting ... Qualified for state in the 183-pound class ... Parents are Juan L. Harris and Rose S. Jones ... Has five brothers - Juan Jr., Jordan, LaDorrian, Scottie and JaQuan - and three sisters - LaWuan, Shaniya and Danaja ... Boasts 41.5 vertical leap ... Nicknamed "Foxy" in high school because he had red hair when he was born ... Full name: DuJuan LaTroy Harris.

HARRIS' REGULAR SEASON STATISTICS

	GP/GS	NO	YDS	AVG	LG	TD
RUSHING						
2011 Jacksonville	5/0	9	42	4.7	24	0
RECEIVING						
2011 Jacksonville	5/0	1	4	4.0	4	0
KICKOFF RETURNS						
2011 Jacksonville	5/0	14	308	22.0	35	0



41 • T.J. HEATH
CORNERBACK
 6-0 • 188 LBS.
 JACKSONVILLE STATE
 BORN SEPTEMBER 11, 1987
 ALEXANDRIA, ALABAMA
 ACO. ROOKIE FREE AGENT 2011
 EXP.: 2ND YEAR

GAMES PLAYED/STARTED: 2011 (5/0)

NFL TOTALS: 5 games, 0 starts

POSTSEASON TOTALS: 5 games, 0 starts

TRANSACTIONS: Originally signed as an undrafted rookie by Jacksonville on 7/27/11 ... Waived on 9/3/11 ... Signed by Jacksonville to practice squad on 9/4/11 ... Signed by Jacksonville to active roster on 10/18/11.

PRO: Second-year CB played in five games as a rookie, mainly on special teams ... Ended season on injured reserve with a shoulder injury ... Spent first six weeks on the club's practice squad ... Three-year starter at Jacksonville State ...

2011: Appeared in five games as a rookie before he was placed on injured reserve with a shoulder injury on Dec. 12... Recorded two special teams tackles ... Spent first six weeks on the club's practice squad after signing as a rookie free agent ... Made NFL debut on **10/24 vs. BAL** ... Recorded first career special teams tackle on **11/20 at CLE** ... Saw time for one snap at CB on **11/27 vs. HOU** ... Was inactive on **12/5 vs. SD** and **12/11 vs. TB** ...

COLLEGE: Three-year starter ... Career totals included 145 tackles, seven tackles for loss and 10 INTs ... Earned All-OVC first-team honors as a senior ... Started all 11 games and totaled 36 tackles (10 solo) and one INT ... Started all 11 games as a junior at CB ... Second-team All-America selection by the Sports Network and the Associated Press ... Totaled 34 tackles (19 solo), six INTs and 2.5 tackles for loss ... His six INTs ranked second in the conference ... Saw action in all 11 games with 10 starts as a sophomore ... Totaled 42 tackles (17 solo), two tackles for loss and one INT ... Added team-high seven passes defended ... Appeared in 11 games as a freshman ... Totaled 33 tackles (25 solo) and two INTs.

PERSONAL: Single ... Attended Alexandria High (Ala.) ... First-team all-state selection as a senior WR ... Finished with 1,012 receiving yards and 10 TDs ... Had 82 tackles on defense with six INTs ... Also lettered in basketball where he earned all-state honors as a senior ... Was an honors student ... Full name: Lee Anthony Heath, Jr.

HEATH'S REGULAR SEASON STATISTICS

	GP/GS	TKL	SOLO	ASST	ST	SACKS	FF	FR	PD	TFL
2011 Jacksonville	5/0	0	0	0	2	0.0	0	0	0	0



7 • CHAD HENNE
QUARTERBACK
 6-3 • 230 LBS.
 MICHIGAN
 BORN JULY 2, 1985
 WYOMISSING, PENNSYLVANIA
 ACO. UNRESTRICTED FREE AGENT 2012 (MIAMI)
 EXP.: 5TH YEAR

GAMES PLAYED/STARTED: 2008 (3/0), 2009 (14/13), 2010 (15/14), 2011 (4/4)

NFL TOTALS: 36 games, 31 starts

POSTSEASON TOTALS: 0 games, 0 starts

TRANSACTIONS: Originally drafted by Miami in the second round (57th overall) of the 2008 draft ... Signed by Jacksonville as an unrestricted free agent on 3/15/12.

PRO: Fifth-year QB joined the Jaguars in 2012 as an unrestricted free agent ... Spent first four seasons in Miami, starting 31 of 36 games ... Was a second-round draft pick of the Dolphins in 2008 ... Career totals include 646 of 1,065 passing for 7,114 yards with 31 TDs and 37 INTs for a 75.7 rating ... His 60.7 career completion percentage is second-highest in Dolphins history ... Has seven career 300-yard passing games, second in Dolphins history, including a career-high 416 yards in the 2011 season-opener against New England ... Owns a 13-18 record as a starter ... Registered two or more TD passes in seven career games ... Has 43 career completions of 25-plus yards ... Recorded three fourth-quarter or overtime comeback victories, all in home games ... Recorded a 90-plus passer rating in eight games as a starter ... Started first four games of 2011 season before suffering a season-ending left shoulder injury ... Started a career-high 14 games in 2010 and threw for 3,301 yards and 15 TDs ... Four-year starter at Michigan, where he threw 87 career TD passes.





2011: Started the first four games before suffering a season-ending left shoulder injury ... Was placed on injured reserve on Oct. 6 ... Completed 64 of 112 passes (57.1 pct.) for 868 yards with four TDs and four INTs for a 79.0 rating ... Added 15 rushes for 112 yards and one TD ... **9/12 vs. NE:** Opened the season as starter and was 30 of 49 for a career-high 416 yards with two TDs and one INT for a 93.6 rating. Marked highest single game passing yardage total by any Dolphin QB other than Dan Marino. Led the team in rushing with 59 yards and one TD, scoring on a nine-yard QB draw. The completions and attempts were third-highest of his career. Marked his seventh career multi-TD passing game ... **9/18 vs. HOU:** Completed 12 of 30 passes for 170 yards with one TD and one INT. Had a career-long 20-yard run ... **9/25 at CLE:** Was 19 of 29 passing for 255 yards with one TD and one INT. Recorded three completions of 25-plus yards. Finished the first half 15 of 19 passing for 191 yards ... **10/2 at SD:** Left the game with a left shoulder injury in the first quarter ...

2010: Started 14 of 15 games and was 6-8 as starter... Was 301 of 490 passing (61.4 pct.) for 3,301 yards with 15 TDs and 19 INTs for a 75.4 rating ... Recorded 18 completions of 25-plus yards ... **9/19 at MIN:** Hooked up with Brandon Marshall for a 46-yard completion ... **9/26 vs. NYJ:** Threw for two TDs and one INT on 26 of 44 passing for a then career-high 363 yards. Moved into second place in Dolphins history with four career 300-yard passing games ... **10/4 vs. NE:** Was 28 of 38 passing for 305 yards with two TDs and three INTs. Marked the second time in career with back-to-back 300-yard passing games ... **10/17 at GB:** Threw for two TDs including a 22-yard pass to Anthony Fasano that broke a 13-13 tie to give the Dolphins a lead in the fourth quarter leading to overtime win ... **10/24 vs. PIT:** Hooked up with Davone Bess for a 26-yard TD and finished 23 of 36 passing for 257 yards ... **11/14 vs. TEN:** Saw action in relief of Chad Pennington in the first quarter. Suffered an injury to his right knee in the third quarter and did not return ... **11/28 at OAK:** Returned to lineup and threw for 307 yards on 17 of 30 passing with two TDs and one INT. Connected with Marlon Moore on a 57-yard TD pass ... **12/19 vs. BUF:** Completed 73.3 percent of passes (33 of 45) for 276 yards with one TD and one INT ... **12/26 vs. DET:** Passed David Woodley to move into fourth place among the Dolphins career passing yardage leaders. Completed 29 of 44 passes for 278 yards with one TD and two INTs ...

2009: Played in 14 games with 13 starts and posted 7-6 record as starter... Completed 274 of 451 passes (60.7 pct.) for 2,878 yards with 12 TDs and 14 INTs for a passer rating of 75.2 ... Registered 18 completions of 25-plus yards ... **9/27 at SD:** Saw first action of season in relief of Chad Pennington and totaled 10 of 19 passing for 92 yards with one INT ... **10/14 vs. BUF:** Made first career NFL start and completed 14 of 22 passes for 115 yards and one TD for a 92.0 rating, hooking up with Brian Hartline in third quarter for first career TD pass. Became 12th Dolphins QB to win first start, and just the sixth to win first NFL start ... **10/12 vs. NYJ:** Led Dolphins to a 31-27 comeback win on Monday Night Football with first career fourth-quarter comeback. Connected on 20 of 26 passes for 241 yards and two TDs for a career-high 130.4 passer rating. Led club to 21 points in fourth quarter and finished the quarter 9 of 12 passing for 121 yards with two TDs. Engineered a 13-play, 70-yard drive over 5:06 that culminated with a two-yard TD run by Ronnie Brown with six seconds left to give the Dolphins a 31-27 win. Became the first Dolphins QB since 1999 to win his first two career starts ... **10/25 vs. NO:** Connected on a season-long 67-yard pass to Brian Hartline ... **11/1 at NYJ:** Made first career road start and finished 12 of 21 passing for 112 yards with one TD ... **11/15 vs. TB:** Posted second fourth quarter comeback win as he was 17 of 31 for 175 yards with one TD, leading team to a game-winning FG with 10 seconds left ... **11/19 at CAR:** Threw for 172 yards on 17 of 29 passing with one TD on NFL Network's Thursday Night Football telecast ... **11/19 vs. NE:** Finished 29 of 52 passing for 335 yards with two TDs and one INT in a comeback win. Marked first career 300-yard passing game ... **12/13 at JAX:** Completed 21 of 29 passes for 220 yards with one INT and scored first career rushing TD. Set franchise record for consecutive completions in a single game with 17 straight ... **12/20 at TEN:** Threw for season-high 349 yards on 29 of 46 passing with one TD, three INTs ... **12/27 vs. HOU:** Set season and career marks with 35 completions and 55 attempts for 322 yards with one TD for second consecutive 300-yard passing game. Marked first time a Dolphins QB threw for 300 yards in back-to-back games since 1998. The 35 completions tied for the third-highest single-game total in franchise history ... **1/3 vs. PIT:** Closed out season with 140 yards on 16 of 20 passing for a career-best 80.0 completion percentage with one TD and one INT. Left game at end of first half with an eye and head injury ...

2008: Appeared in three games as a rookie ... Made NFL debut on **9/14 at ARI** in the fourth quarter and was 7 of 12 passing for 67 yards, all on an 18-play drive covering 89 yards ... Dressed but did not play in AFC Wild Card game on **1/4 vs. BAL**.

COLLEGE: Four-year starter at Michigan (2004-07) ... Compiled a 33-14 record as starter ... Career totals included 828 of 1,387 passing (59.7 pct.) for 9,715 yards with 87 TDs, 37 INTs ... Tossed at least one TD pass in 42 of his 47 career games and threw for at least 200 yards in 26 starts ... Finished with school records for career completions, attempts, passing yards and TD passes ... Ranked second to Purdue's Drew Brees in Big Ten Conference history for career TD passes ... Ranked second in school history with an average of 206.7 yards passing per game ... Started 10 games as a senior and earned first-team All-Big Ten honors ... Totaled 162 of 278 passing for 1,938 yards with 17 TDs, nine INTs ... Earned the Capital One Bowl Most Valuable Player Award after throwing for a school bowl-record 373 yards against Florida ... Played in the Senior Bowl ... Started all 13 games as a junior ... Was 203 of 328 passing (61.9 pct.) for 2,508 yards with 22 TDs, eight INTs ... Named third-team All-America and second-team All-Big Ten by the coaches and

media ... Threw for a season-high 309 yards against Southern California in the Rose Bowl ... Started all 12 games as a sophomore ... Completed 223 of 382 passes (58.4 pct.) for 2,526 yards with 23 TDs, eight INTs ... Accounted for four TDs against Nebraska in the Alamo Bowl, completing 21 of 43 passes for 270 yards and three TDs and rushed for 38 yards and a TD ... Started all 12 games as a freshman ... Became first true freshman QB in Big Ten history to lead his team to a conference title ... Was a consensus first-team Freshman All-America ... Was 240 of 399 passing for 2,743 yards and 25 TDs ... Finished as the top true freshman QB, statistically, in Michigan and Big Ten history ... Tied school record for most TD passes in a season ... Threw at least one TD pass in all 12 games and had eight multi-TD games ... Tied a Rose Bowl record with four TD passes against Texas ... Earned degree in general studies.

PERSONAL: Married (Brittany) ... Attended Wilson High School in West Lawn, Pa. ... Set Pennsylvania District III all-time passing and TD records with 7,071 yards and 74 TDs ... Completed 147 of 249 passes for 1,743 yards and 19 TDs as a senior ... Threw for 2,088 yards and 23 TDs as a junior ... Also competed in track and was timed at 11.2 in the 100-meters and threw the javelin a career-best 195.5 feet ... Was a two-year starter on basketball team ... Participated in the Miami Dolphins Foundation Fishing and Golf Tournaments, the Kid's Fishing Clinic as well as the Lauren's Kids Foundation Golf Tournament ... Worked with the Kids and Fins Publix Shopping Spree as well as the Cooperative Feeding Program ... Provided tents and joined families in Little Haiti to speak with their families back in Haiti following deadly earthquakes ... Says growing up Joe Montana was favorite professional athlete ... Father, Sheldon, worked two full-time jobs as both a welder and a high school and junior high school football coach ... Full name: Chad Steven Henne.

HENNE'S REGULAR SEASON STATISTICS

PASSING	GP/GS	ATT	CMP	YDS	PCT	TD	INT	LG	RTG
2008 Miami	3/0	12	7	67	58.3	0	0	19	74.4
2009 Miami	14/13	451	274	2,878	60.8	12	14	67	75.2
2010 Miami	15/14	490	301	3,301	61.4	15	19	57	75.4
2011 Miami	4/4	112	64	868	57.1	4	4	41	79.0
NFL Totals: 4 years	36/31	1,065	646	7,114	60.7	31	37	67	75.7

RUSHING: 2009: 16-32, 1 TD (lg 12); 2010: 35-52 (lg 10); 2011: 15-112, 1 TD (lg 20); Totals: 66-196, 2 TD

SACKED-YARDS: 2009: 26-176; 2010: 30-178; 2011: 11-67 (Totals: 67-421)

HENNE'S SINGLE-GAME CAREER HIGHS

PASS ATTEMPTS: 55 (12/27/09 vs. Houston)
PASS COMPLETIONS: 35 (12/27/09 vs. Houston)
YARDS PASSING: 416 (9/12/11 vs. New England)
TD PASSES: 2, 7 times (last 9/12/11 vs. New England)
INTERCEPTIONS: 3, 5 times (last 12/5/10 vs. Cleveland)
LONG PASS: 67 yards (10/25/09 vs. New Orleans, to Brian Hartline)
COMPLETION PERCENTAGE: 85.0 (9/21/08 at New England, 17-for-20)
PASSER RATING: 130.4 (10/12/09 vs. N.Y. Jets)
RUSH ATTEMPTS: 7 (9/12/11 vs. New England)
RUSHING YARDS: 59 (9/12/11 vs. New England)
LONG RUSH: 20 (9/18/11 vs. Houston)
RUSHING TD: 1, 2 times (last 9/12/11 vs. New England)

HENNE GAME-BY-GAME


2008 - MIAMI DOLPHINS	DATE	OPP	PASSING							RUSHING										
			P/S	ATT	CMP	YDS	PCT	TD	INT	LG	SK	RTG	NO	YDS	AVG	LG	TD			
9/7		NYJ																		
9/14		at ARI	1/0	12	7	67	58.3	0	0	19	0-0	74.0	0	0	0	0	0	0	0	0
9/21		at NE	1/0	0	0	0	0.0	0	0	0	0-0	0.0	0	0	0	0	0	0	0	0
10/5		SD																		
10/12		at HOU																		
10/19		BAL																		
10/26		BUF																		
11/2		at DEN																		
11/9		SEA																		
11/16		OAK																		
11/23		NE	1/0	0	0	0	0.0	0	0	0	0-0	0.0	0	0	0	0	0	0	0	0
11/30		at STL																		
12/7		at BUF																		
12/14		SF																		
12/21		at KC																		
12/28		at NYJ																		
Totals			3/0	12	7	67	58.3	0	0	19	0-0	74.0	0	0	0	0	0	0	0	0
1/4		BAL																		



2009 - MIAMI DOLPHINS			PASSING							RUSHING							
DATE	OPP	P/S	ATT	CMP	YDS	PCT	TD	INT	LG	SK	RTG	NO	YDS	AVG	LG	TD	
9/13	at ATL																
9/21	IND																
9/27	at SD	1/0	19	10	92	52.6	0	1	27	1-6	44.2	1	2	2.0	2	0	
10/4	BUF	1/1	22	14	115	63.6	1	0	18	6-29	92.0	2	14	7.0	12	0	
10/12	NYJ	1/1	26	20	241	77.0	2	0	59	0-0	130.4	0	0	0	0	0	
10/25	NO	1/1	36	18	211	50.0	0	2	67	2-14	45.0	0	0	0	0	0	
11/1	at NYJ	1/1	21	12	112	57.1	1	0	28	5-51	87.8	3	-5	-1.7	-1	0	
11/8	at NE	1/1	34	19	219	55.9	0	0	23	2-19	75.5	0	0	0	0	0	
11/15	TB	1/1	31	17	175	54.8	1	1	25	0-0	68.6	0	0	0	0	0	
11/19	at CAR	1/1	29	17	172	58.6	1	0	36	0-0	87.1	1	0	0	0	0	
11/29	at BUF	1/1	31	17	175	53.1	1	3	20	1-7	42.5	0	0	0	0	0	
12/6	NE	1/1	52	29	335	55.8	2	1	29	1-7	80.2	1	-1	-1	-1	0	
12/13	at JAX	1/1	29	21	220	72.4	0	1	25	2-12	79.7	4	1	0.3	3	1	
12/20	at TEN	1/1	46	29	349	63.0	1	3	57	1-2	66.3	2	11	5.5	8	0	
12/27	HOU	1/1	55	35	322	63.6	1	1	35	3-19	78.0	1	10	10.0	10	0	
1/3/10	PIT	1/1	20	16	140	80.0	1	1	24	2-10	91.7	1	0	0	0	0	
Totals			14/13	451	274	2878	60.8	12	14	67	26-176	75.2	16	32	2.0	12	1

2010 - MIAMI DOLPHINS			PASSING							RUSHING							
DATE	OPP	P/S	ATT	CMP	YDS	PCT	TD	INT	LG	SK	RTG	NO	YDS	AVG	LG	TD	
9/12	at BUF	1/1	34	21	182	61.8	0	0	21	3-18	75.9	2	-1	-0.5	3	0	
9/19	at MIN	1/1	15	9	114	60.0	1	0	46	2-8	106.0	2	0	0	1	0	
9/26	NYJ	1/1	44	26	363	59.1	2	1	40	2-11	91.4	1	1	1	1	0	
10/4	NE	1/1	38	28	305	74.3	2	3	28	2-12	81.6	0	0	0	0	0	
10/17	at GB	1/1	39	23	231	59.0	2	1	23	0-0	82.3	2	9	4.5	10	0	
10/24	PIT	1/1	36	23	257	63.9	1	1	26	1-8	82.8	0	0	0	0	0	
10/31	at CIN	1/1	37	24	217	64.9	0	1	25	0-0	69.3	3	-7	-2.3	-2	0	
11/7	at BAL	1/1	34	22	231	64.7	0	3	34	2-15	47.5	6	13	2.2	7	0	
11/14	TEN	1/0	28	19	240	67.9	1	1	54	1-7	91.4	2	3	1.5	2	0	
11/18	CHI																
11/28	at OAK	1/1	30	17	307	56.6	2	1	57	3-22	100.3	3	-4	-1.3	-1	0	
12/5	CLE	1/1	32	16	174	50.0	1	3	24	1-7	37.8	5	17	3.4	10	0	
12/12	at NYJ	1/1	18	5	55	27.7	1	0	28	5-25	58.3	4	7	1.8	10	0	
12/19	BUF	1/1	45	33	276	73.3	1	1	23	3-15	86.9	0	0	0	0	0	
12/26	DET	1/1	44	29	278	65.9	1	2	28	2-7	72.0	5	14	2.8	10	0	
1/2/11	at NE	1/1	16	6	71	37.5	0	1	20	3-23	25.8	0	0	0	0	0	
Totals			15/14	490	301	3,301	61.4	15	19	57	30-178	75.4	35	52	1.5	10	0

2011 - MIAMI DOLPHINS			PASSING							RUSHING							
DATE	OPP	P/S	ATT	CMP	YDS	PCT	TD	INT	LG	SK	RTG	NO	YDS	AVG	LG	TD	
9/12	NE	1/1	49	30	416	61.2	2	1	31	4-26	93.6	7	59	8.4	19	1	
9/18	HOU	1/1	30	12	170	40.0	1	1	41	2-17	56.3	3	26	8.7	20	0	
9/25	at CLE	1/1	29	19	255	65.5	1	1	38	5-24	90.4	4	26	6.5	11	0	
10/2	at SD	1/1	4	3	27	75.0	0	1	18	0-0	53.1	1	1	1.0	1	0	
10/17	at NYJ	0/0															
10/23	DEN	0/0															
10/30	at NYG	0/0															
11/6	at KC	0/0															
11/13	WAS	0/0															
11/20	BUF	0/0															
11/24	at DAL	0/0															
12/4	OAK	0/0															
12/11	PHI	0/0															
12/18	at BUF	0/0															
12/24	at NE	0/0															
1/1	NYJ	0/0															
Totals			4/4	112	64	868	57.1	4	4	41	11-67	79.0	15	112	7.5	20	1



79 • CORVEY IRVIN
DEFENSIVE TACKLE
6-2 • 295 LBS.
GEORGIA
BORN MAY 3, 1985
AUGUSTA, GEORGIA
ACQ. FREE AGENT 2011
EXP.: 2ND YEAR

GAMES PLAYED/STARTED: 2009 (IR), 2010 (2/0), 2011 (4/0)
NFL TOTALS: 6 games, 0 starts
POSTSEASON TOTALS: 0 games, 0 starts
TRANSACTIONS: Originally drafted by Carolina in the third round (93rd pick overall) of the 2009 draft ... Waived on 9/4/10 ... Signed by Carolina to practice squad on 9/6/10 ... Signed by Carolina to active roster on 12/14/10 ... Waived on 9/3/11 ... Signed by Detroit to practice squad on 9/5/11 ... Waived on 10/12/11 ... Signed by Jacksonville to practice squad on 10/18/11 ... Signed by Jacksonville to active roster on 12/2/11.

PRO: Second-year DT has spent time with Jacksonville, Detroit and Carolina ... Was originally a third round draft pick of the Panthers in 2009 ... Has appeared in six games including four with the Jaguars in 2011 ... Spent his rookie season on injured reserve after tearing MCL in the preseason ... Played two seasons at Georgia ...

2011: Spent the first five weeks on Detroit's practice squad before being waived on Oct. 12 ... Signed by Jacksonville to active roster on Dec. 2 after six weeks on the club's practice squad and played in final four games ... Was inactive on **12/5 vs. SD** ... Made Jaguars debut on **12/11 vs. TB** with four snaps at DT and had one QB pressure ... Saw time at DT for five snaps on **12/15 at ATL** ... Saw action for two snaps on **12/24 at TEN** ...

2010: Spent the first 13 games on Carolina's practice squad before being signed to the active roster ... Played in the last two games ... Made NFL debut at DT on **12/23 at PIT** ... Recorded four tackles (three solo) on **1/2 at ATL** ...


2009: Was a third-round draft pick of Carolina ... Spent the entire season on injured reserve after suffering a torn medial collateral ligament in his right knee in the preseason finale.

COLLEGE: Spent two seasons at Georgia after transferring from Georgia Military College ... Played in 26 games with 10 starts for the Bulldogs ... Compiled 48 tackles, 11 tackles for losses, three sacks, six quarterback pressures, one forced fumble and three passes defended ... Played in 13 games as a senior, starting the final 10 contests at left defensive tackle following a season-ending injury to Jeff Owens ... Posted 34 tackles, 8.5 tackles for losses, three sacks, five quarterback pressures, one forced fumble and three pass deflections ... Played in 13 games as a junior ... Recorded 14 tackles, 2.5 tackles for losses and one quarterback pressure ... Made 11 tackles, four tackles for losses and two sacks in 2006 at Georgia Military College, helping lead the team to the Golden Isles Bowl ... Earned degree in child and family development at Georgia.

PERSONAL: Single ... Attended Laney High (Ga.) ... Full name: Corvey Irvin.

IRVIN'S REGULAR SEASON STATISTICS

TACKLES	GP/GS	TKL	SOLO	ASST	ST	SACKS	FF	FR	TFL
2009 Carolina									
2010 Carolina	2/0	4	3	1	0	0.0	0	0	0
2011 Jacksonville	4/0	0	0	0	0	0.0	0	0	0
NFL totals: 2 years	6/0	4	3	1	0	0.0	0	0	0



6 • ROD ISSAC
DEFENSIVE BACK
5-10 • 202 LBS.
MIDDLE TENNESSEE STATE
BORN FEBRUARY 20, 1989
MIAMI, FLORIDA
ACQ. 5TH ROUND OF 2011 DRAFT
EXP.: 2ND YEAR

GAMES PLAYED/STARTED: 2011 (3/0)
NFL TOTALS: 3 games, 0 starts
POSTSEASON TOTALS: 0 games, 0 starts
TRANSACTIONS: Originally drafted in the fifth round (147th overall) of the 2011 draft.

PRO: Second-year CB was a fifth-round draft pick of the Jaguars in 2011 ... Played in three games as a rookie on special teams ... Three-year starter at Middle Tennessee State ... Native of Miami, Fla. ...

2011: Saw action in three games on special teams ... Was placed on injured reserve on Oct. 18 ... Was inactive for first three games ... Made NFL debut on **10/2 vs. NO** ... Played special teams on **10/9 vs. CIN** and **10/16 at PIT**.

COLLEGE: Four-year letterman ... Played in 46 games with 37 starts ... Career totals include 189 tackles, 12 tackles for loss, five INTs, 18 passes defended, three fumble recoveries and four forced fumbles ... Returned two fumbles for TDs ... Started all 12 games as a senior ... First-team All-Sun Belt selection ... Finished with 54 tackles along with 4.5 tackles for loss, three INTs, six passes defended, a fumble recovery and two forced fumbles ... Compiled 200 yards in returns with 100 yards on INTs and 100 yards on a fumble ... Started all 13 games as a junior at LCB ... Ranked third on team with a career-high 72 tackles and had a team-high 53 solo tackles ... Added 5.5 tackles for loss, seven passes defended, one forced fumble and a blocked kick ... Saw action in 10 games as a sophomore with seven starts despite being hampered with an ankle injury ... Made 32 tackles, two tackles for loss, one INT, two passes defended, one fumble recovery and one forced fumble ... Appeared in 11 games as a freshman with five starts ... Finished with 31 tackles, one INT, three passes defended and a fumble recovery for a TD ... Ranked third on team with eight special teams tackles ... Graduated with degree in organizational communications.

PERSONAL: Single ... Attended Miami-Dade (Fla.) High School ... Played for Coach Anthony Saunders ... Totaled 31 tackles, one INT and a fumble recovery as a senior ... Named to Dade-Broward County All-Star team ... Posted 32 tackles as a junior ... Full name: Roderick Devonne Issac.

ISSAC'S REGULAR SEASON STATISTICS

TACKLES	GP/GS	TKL	SOLO	ASST	ST	SACKS	FF	FR	PD	TFL
2011 Jacksonville	3/0	0	0	0	0	0.0	0	0	0	0

**23 • RASHAD JENNINGS**

RUNNING BACK

6-1 • 228 LBS.

LIBERTY

BORN MARCH 26, 1985

FOREST, VIRGINIA

ACQ. 7TH ROUND OF 2009 DRAFT

EXP.: 4TH YEAR

GAMES PLAYED/STARTED: 2009 (15/0), 2010 (13/3), 2011 (IR)**NFL TOTALS:** 28 games, 3 starts**POSTSEASON TOTALS:** 0 games, 0 starts**TRANSACTIONS:** Originally drafted in the seventh round (250th overall) of the 2009 draft.

PRO: Fourth-year pro returns to action after missing the 2011 season with a knee injury ... Has played in 28 games with three starts ... Career totals include 123 rushes for 661 yards and five TDs along with 42 receptions for 324 yards ... Posted career-best rushing numbers in 2010 with 459 yards and four TDs including two 100-yard rushing games ... Scored on a 74-yard run on Dec. 12 against Oakland, tied for the fifth-longest TD run in team history ... Selected with first of two seventh-round compensatory picks ... First Liberty player drafted by the Jaguars ... Three-year starter who set Big South records for rushing yards, rushing attempts, TDs and 100-yard games ...

2011: Suffered a knee injury in the preseason and spent the entire regular season on injured reserve ...

2010: Played in 13 games with three starts and produced career-high rushing and receiving totals ... Rushed for 459 yards and four TDs on 84 carries ... Added 26 receptions for 223 yards ... Part of rushing attack that ranked third in the NFL (149.7 avg.) ... Eclipsed 100 rushing yards in two games ... Began season on **9/12 vs. DEN** with 26 yards on four carries ... Made first career start on **9/19 at SD** and had nine rushes for 38 yards along with four receptions for 50 yards. Blocked a Mike Scifres punt which led to a Jaguars score, the first blocked punt for the Jaguars since 2006 ... Was inactive (shoulder) on **10/10 at BUF**, **10/24 at KC** and **10/31 at DAL** ... Carried the ball seven times for 53 yards on **11/28 at NYG** with a five-yard TD run in the first quarter ... Recorded 10 carries for 44 yards with an 11-yard TD run in the first quarter on **12/5 at TEN**. Marked first time in his career he scored in consecutive games ... Registered his first career 100-yard rushing game on **12/12 vs. OAK** with 109 yards on only five carries (21.8 avg.). Scored a TD for the third consecutive game as he weaved his way through Raiders defense for a 74-yard score in the third quarter, tied for the fifth-longest TD run in team history. Became only the sixth player in the past 50 years to average at least 20.0 yards per rush (min. 5 att.). Maurice Jones-Drew had 101 yards on the ground and marked only the third time in team history two players had 100-plus yards in the same game ... Led team with a career-high seven receptions for 64 yards on **12/18 at IND** ... Started at RB for injured Maurice Jones-Drew on **12/26 vs. WAS** and finished with 32 rushing yards on 15 carries and four receptions for 29 yards ... Started season-finale on **1/2 at HOU** and compiled 108 yards on a career-high 22 carries with one TD ...

2009: Appeared in 15 games as a rookie and had at least one rush in each game ... Finished with 39 carries for 202 yards and one TD along with 16 receptions for 101 yards ... Returned three kicks for 56 yards (18.7 avg.) with a long of 24 ... Dressed but did not play in season-opener on **9/13 at IND** ... Made NFL debut the following week on **9/20 vs. ARI** and had three kickoff returns for 56 yards and two rushes for one yard ... Recorded eight yard reception on **9/27 at HOU** ... Saw extensive action at RB on **10/4 vs. TEN** and led the team with nine carries for 53 yards ... **11/8 vs. KC:** Scored first career TD on a 28-yard run in the first quarter ... Had two receptions for 25 yards including a 13-yard catch on **11/29 at SF** ... Totaled 23 yards on five rushes on **12/17 vs. IND** along with a five-yard reception ... Posted three receptions for 19 yards on **12/27 at NE** ... **1/3 at CLE:** Finished with nine yards on three carries and added three receptions for 31 yards in season-finale.

COLLEGE: Rushed for 4,044 yards and 43 TDs and had 48 receptions for 557 yards during collegiate career ... Began career at Pittsburgh in 2005 before transferring to Liberty following freshman season ... Played in 39 games during career, including 31 at Liberty ... In three seasons at Liberty rushed for Big South Conference-record 3,633 yards on 633 attempts (5.7 avg.) with 42 TDs ... Set Big South record with at least three rushing TDs in four different games ... His 42 career rushing TDs ranked second in league history ... Finished with 4,155 all-purpose yards, becoming only the second player in league history to accomplish the feat ... Set conference record with 22 100-yard rushing games including 10 as a senior ... Was Big South Offensive Player of the Year in 2007 and consensus first-team All-America selection as a senior ... Started 11 games in 2008 and set Big South records with 263 attempts for 1,500 yards with 17 TDs ... Also set conference mark for 100-yard rushing games with 10 and rushing yards per game at 136.7 ... Added 24 receptions for 190 yards and 2 TDs ... Led conference as a junior with 1,113 rushing yards on 191 attempts (5.8 avg.) and set a conference record with 15 TDs ... Team captain ... Recorded seven 100-yard rushing games ... Earned league Player of the Week honors four times en route to being named Big South Offensive Player of the Year ... Transferred to Liberty in 2006 and started nine of 11 games as a sophomore ... Led the team and ranked second in the conference with 1,020 rushing

yards and 10 TDs on 179 carries ... Earned All-Big South first-team honors ... Enrolled at Pittsburgh in 2004 but deferred his enrollment until January of 2005 ... Played in eight games as a freshman and ranked second on the team with 411 rushing yards on 86 carries with one TD ... Became only fourth true freshman in Pitt history to start a season-opener ... Was coached by the Jaguars coaching staff in the 2009 Senior Bowl ... General studies major.

PERSONAL: Single ... Resides in Forest, Va. ... Spent first two seasons at Jefferson Forest High before transferring to Liberty Christian Academy ... Was two-time All-Virginia Division II and All-Virginia Independent Conference honoree ... Rated one of the top 25 prospects in Virginia by Rivals100.com ... Added Super Prep All-Mid Atlantic honors ... Saw action at RB and LB ... Combined for 3,287 yards and 56 TDs in his last two seasons, gaining 1,978 rushing yards with 28 TDs as a senior and posting 75 tackles ... Had 19 rushing TDs as a junior ... Also lettered in basketball ... Enjoys writing and playing guitar in his spare time ... Would like to open a boarding school following his career ... Brother, Butch, played at Virginia Military Institute and Liberty while brother, Bryan, was a TE at Virginia Tech and later played in the NFL with San Diego, New England and Tennessee ... Bryan currently serves as an assistant coach with Atlantic Shores Christian (Chesapeake, Va.) ... Supports and attends team sponsored events including Team Teal, Readers Party, NFL Play 60, Hometown Huddle and Draft Day Fan Fest ... Was guest on Jaguars Foundation's Straight Talk program in 2010 and 2012, which seeks to reduce teen pregnancy and HIV/AIDS in collaboration with local TV affiliates ... Spoke to more than 30 youth pastors in 2010 and 2011 at the stadium about his childhood, life experiences and his road to the NFL ... Participated both financially and in person at the 2009 and 2010 Shop with a Jock event at Wal-Mart where more than 50 children from the Bridge of Northeast Florida and the Mali Vai Washington Kids Foundation were treated to a shopping spree ... Visited Twin Lakes Academy for an NFL Play60 event and spoke to students about importance of eating healthy ... Visited Clara White Mission, Sea Coast Christian, Beaches Chapel School, Nathan B. Forest High School and Landmark Middle School as a rookie ... Served as celebrity guest at 2010 annual Boy Scouts luncheon ... Filmed a promo with Radio City Rockettes ... Twitter handle is @RashadJennings ... Full name: Rashad Jennings.

JENNINGS' REGULAR SEASON STATISTICS

RUSHING	GP/GS	NO	YDS	AVG	LG	TD
2009 Jacksonville	15/0	39	202	5.2	28t	1
2010 Jacksonville	13/3	84	459	5.5	74t*	4
NFL totals: 2 years	28/3	123	661	5.4	74t	5

RECEIVING	GP/GS	NO	YDS	AVG	LG	TD
2009 Jacksonville	15/0	16	101	6.3	14	0
2010 Jacksonville	13/3	26	223	8.6	25	0
NFL totals: 2 years	28/3	42	324	7.7	25	0

KICKOFF RETURNS	GP/GS	NO	YDS	AVG	LG	TD
2009 Jacksonville	15/0	3	56	18.7	24	0
2010 Jacksonville	13/3	0	0	0.0	0	0
NFL totals: 2 years	28/3	3	56	18.7	24	0

* Team Leader

ADDITIONAL STATISTICS: Blocked punt on 9/19/10 at SD.**JENNINGS' SINGLE GAME CAREER HIGHS**

RUSHES: 22 (12/21 at Houston)
YARDS RUSHING: 109 (12/12/10 vs. Oakland)
LONGEST RUSH: 74t (12/12/10 vs. Oakland)
RUSHING TOUCHDOWNS: 1 (5 times, last 1/2/11 at Houston)
RECEPTIONS: 7 (12/18/10 at Indianapolis)
RECEIVING YARDS: 64 (12/18/10 at Indianapolis)
LONGEST RECEPTION: 25 (2 times, last 12/18/10 at Indianapolis)

**33 • GREG JONES**

FULLBACK

6-1 • 265 LBS.

FLORIDA STATE

BORN MAY 9, 1981

BEAUFORT, SOUTH CAROLINA

ACQ. 2ND ROUND OF 2004 DRAFT

EXP.: 9TH YEAR

GAMES PLAYED/STARTED: 2004 (16/3), 2005 (14/13, 1/1), 2006 (IR), 2007 (16/11, 2/2), 2008 (12/7), 2009 (13/7), 2010 (16/13), 2011 (16/9)**NFL TOTALS:** 103 games, 63 starts**POSTSEASON TOTALS:** 3 games, 3 starts**TRANSACTIONS:** Originally drafted in the second round (55th overall) of the 2004 draft.

PRO: Ninth-year pro has served as the lead blocker for two RBs (Fred Taylor, Maurice Jones-Drew) that have made four Pro Bowl appearances in the last five seasons ... Regarded as one of the NFL's top fullbacks ... Has played in 103 games with 63 starts including a streak of 32 straight ... One of 19 players to play in 100



games with the Jaguars ... Career totals include 265 carries for 903 yards and 10 TDs and 57 receptions for 373 yards and three TDs ... Added eight kickoff returns for 109 yards and 28 special teams tackles ... Missed final three games in 2009 and final four games in 2008 with ankle injury ... Re-signed with the Jaguars in 2008 offseason ... Missed the entire 2006 season with a torn ACL in his left knee ... Named first alternate to the Pro Bowl and was voted team's Ed Block Courage Award winner in 2007 ... Filled in for injured Fred Taylor in 2005 and rushed for a career-high 575 yards and four TDs ... Posted two 100-yard rushing games in 2005 ... Third-highest drafted running back by Jacksonville (55th overall) behind Fred Taylor and James Stewart, both first round picks ... Selected with choice obtained from GB in exchange for third and fourth round picks ...

2011: Paved the way for NFL rushing leader Maurice Jones-Drew (1,606 rushing yards), the first player in franchise history to accomplish the feat ... Played in all 16 games for the second consecutive season and made nine starts ... Had two rushes for seven yards with one TD and four receptions for 19 yards ... Part of rushing attack that ranked sixth in the AFC with 123.1 yards per game and tied for seventh with 207 rushes of four-plus yards ... Recorded a career-high six special teams tackles ... **9/11 vs. TEN:** Paved the way for a season-high 163 yards on 47 carries ... **10/9 vs. CIN:** Had a 10-yard reception ... Had one special teams tackle on **9/25 at CAR, 10/24 vs. BAL** and **10/30 at HOU** ... **12/11 vs. TB:** Played in his 100th game as a Jaguar and posted a season-high two special teams tackles ... **12/24 at TEN:** Scored on a one-yard run in the fourth quarter, his first rushing TD since Nov. 11, 2007 at Tennessee. Was only player other than Jones-Drew to score a rushing TD. Added a season-high two receptions for nine yards ... **1/1 vs. IND:** Helped Jones-Drew secure NFL rushing title with a season-high 169 yards. Team finished with a season-high 190 yards on the ground ...

2010: Played in all 16 games for the second time in his career and tied his career-high with 13 starts at FB ... Had two carries for four yards and 11 receptions for 47 yards ... Served as the lead blocker for RB Maurice Jones-Drew (Pro Bowl starter) and a rushing attack that ranked third in the NFL (149.7 avg.) ... Club set a franchise-record with three straight 200-yard rushing games ... Named to Dallas Morning News All-Pro Team ... **9/12 vs. DEN:** Started at FB in season-opener ... **9/19 at SD:** Had a five-yard reception ... **10/3 vs. IND:** Helped Jaguars rush for 174 yards including 105 by Jones-Drew ... **10/10 at BUF:** Opened lanes in rushing attack that compiled 216 yards ... **11/14 vs. HOU:** Had two receptions for 12 yards and two rushes for four yards ... **11/28 at NYG:** Paved the way for 207 rushing yards and added a two-yard reception ... **12/5 at TEN:** Part of blocking unit that helped club rush for 258 yards on a franchise-record 53 carries. The 258 yards were the second-most in team history ... **12/12 vs. OAK:** Blocked for two 100-yard rushers, Rashad Jennings (109), Jones-Drew (101), and helped Jones-Drew to his sixth consecutive 100-yard rushing game ... **12/26 vs. WAS:** Started at FB and had one reception ...

2009: Appeared in 13 games with seven starts as lead blocker for Maurice Jones-Drew ... Finished with four rushes for 23 yards and five receptions for 14 yards ... Added three special teams tackles ... Missed final three games with ankle injury ... Started at FB in season-opener on **9/13 at IND** ... Compiled 20 yards on three carries on **10/4 vs. TEN** ... Paved the way for 133 rushing yards by Jones-Drew on **10/18 vs. STL** ... **11/1 at TEN:** Blocked for Jones-Drew as he rushed for career-high 177 yards on only eight carries (22.1 avg.) ... **12/13 vs. MIA:** Started at FB and also saw action on special teams, finishing with two tackles. Injured his ankle in the fourth quarter and did not return ... Was placed on injured reserve on Dec. 17 ...

2008: Played in 12 games with seven starts ... Injured ankle on **12/1 at HOU** and was placed on injured reserve on Dec. 10 ... Had two rushes for 13 yards and career-high 13 receptions for 116 yards and one TD ... **9/7 at TEN:** Started at FB and made three receptions for 13 yards and one TD. Scored on a one-yard pass from David Garrard in the second quarter ... **9/21 at IND:** Paved the way for the Jaguars' 236 rushing yards as Fred Taylor and Maurice Jones-Drew both rushed for 100-plus yards ... **9/28 vs. HOU:** Recorded a season-long 22-yard reception, the second-longest reception of his career, to set up the game-winning field goal in overtime ... **10/12 at DEN:** Had three receptions for 21 yards and a 13-yard rush ... **12/7 at CHI:** Inactive with an ankle injury and placed on injured reserve three days later. Missed game for the first time since 2006 due to injury ...

2007: Played in all 16 games with 11 starts ... Finished with 42 carries for 119 yards and two TDs and 11 receptions for 99 yards and two TDs ... Named first alternate to the Pro Bowl ... Played major role for running game that ranked second in the NFL as it averaged 149.4 yards per game ... **9/23 at DEN:** Scored first TD of the season on a four-yard run ... **10/14 vs. HOU:** Hauled in career-long 27-yard reception and gained four yards on two rushes ... **11/11 at TEN:** Scored a career-high two TDs on a three-yard run and two-yard pass from Quinn Gray. Added one special teams tackle ... **12/23 vs. OAK:** Caught second TD pass of the season on a two-yard pass from David Garrard ... **12/30 at HOU:** Led team in rushing with 14 carries for 71 yards (5.1 avg.) with long of 11, all season-highs. Set career-high with three receptions for 27 yards ... **1/5 at PIT:** Started at FB in AFC Wild Card game ... **1/12 at NE:** Started at FB in AFC Divisional Playoff game and recorded one reception for 12 yards ...

2006: Missed the entire season after suffering ACL injury in left knee in the third preseason game against Tampa Bay on Aug. 26 ...

2005: Split time between RB and FB for the second consecutive season ... Played in 14 games, making career-high 13 starts (10 at FB, 3 at RB) ... Set career-highs in

rushing and receiving ... Had 151 carries for 575 yards and four TDs to rank second on the team behind Fred Taylor ... Tied for team lead with four rushing TDs ... Hauled in 10 receptions for 65 yards ... Added five special teams tackles ... **10/16 at PIT:** Made first start of the season for injured Fred Taylor and helped Jaguars to overtime win with 18 carries for 77 yards and a seven-yard TD run ... **11/6 vs. HOU:** Recorded 27 rushing yards and one TD ... **11/13 vs. BAL:** Recorded 25 carries for career-high 106 yards and one TD ... **11/27 at ARZ:** Totaled 78 rushing yards and scored on a 25-yard run ... **12/4 at CLE:** Tallied career-high 27 carries for 103 yards ... **12/18 vs. SF:** Left game with a neck injury and was inactive for final two regular season games ... **1/7 at NE:** Started at FB in AFC Wild Card game and had two carries for 15 yards ...

2004: Split time between RB and FB ... Started three of 16 games and had 62 rushes for 162 yards and three TDs ... **9/26 at TEN:** Had two rushes for seven yards including a key fourth-and-one conversion on the fourth quarter game-winning drive ... **10/10 at SD:** Made first NFL start ... **11/14 vs. DET:** Posted eight carries for 12 yards including first career rushing TD ... **12/26 vs. HOU:** Made second start of the season, first at RB for injured Fred Taylor, and rushed nine times for 38 yards ... **1/2 at OAK:** Started in season finale and rushed 16 times for 30 yards and one TD.

COLLEGE: Started 21 of 42 games and finished with 480 rushes for 2,535 yards and 23 TDs along with 24 receptions for 153 yards ... Served as team captain as a senior and led team with 618 rushing yards and seven TDs on 144 carries ... Had nine receptions for 52 yards ... Graduated with a degree in sports management.

PERSONAL: Married (Dana) with sons, Greg Jr. and Caden ... Resides in Beaufort, S.C. ... Attended Battery Creek High (Beaufort, S.C.) ... Rushed for over 1,600 yards and 10 TDs as a senior and registered seven sacks ... Named All-State as a senior ... Competed in sprints on the track team ... Attended Christmas party in 2005 sponsored by Jacksonville Sheriff's Office for children of family members who have tragically died ... Actively supports the charitable efforts of his teammates ... Provided Thanksgiving meal to residents at Hubbard House in 2010 ... Distributed toys to more than 100 children in December 2009 in Beaufort, South Carolina and partnered with Feed the Children to distribute more than 400 meals ... Supports local military and attends Christmas parties for terminally-ill children ... Attended the grand opening of the Jaguars Den at Wolfson Children's Hospital ... Visited Pine Forest Elementary in 2008 to encourage children to stay active ... Full name: Greg Jones.

JONES' REGULAR SEASON STATISTICS

RUSHING		GP/GS	NO	YDS	AVG	LG	TD
2004	Jacksonville	16/3	62	162	2.6	12	3
2005	Jacksonville	14/13	151	575	3.8	27	4
2006	Jacksonville	Injured reserve (knee)					
2007	Jacksonville	16/11	42	119	2.8	11	2
2008	Jacksonville	12/7	2	13	6.5	13	0
2009	Jacksonville	13/7	4	23	5.8	11	0
2010	Jacksonville	16/13	2	4	2.0	3	0
2011	Jacksonville	16/9	2	7	3.5	6	1
NFL totals: 8 years		103/63	265	903	3.4	27	10

RECEIVING		GP/GS	NO	YDS	AVG	LG	TD
2004	Jacksonville	16/3	3	13	4.3	9	0
2005	Jacksonville	14/13	10	65	6.5	10	0
2006	Jacksonville	Injured reserve (knee)					
2007	Jacksonville	16/11	11	99	9.0	27	2
2008	Jacksonville	12/7	13	116	8.9	22	1
2009	Jacksonville	13/7	5	14	2.8	9	0
2010	Jacksonville	16/13	11	47	4.3	12	0
2011	Jacksonville	16/9	4	19	4.8	10	0
NFL totals: 8 years		103/63	57	373	6.5	27	3

ADDITIONAL STATISTICS: Five kickoff returns for 90 yds in 2004; One kickoff for zero yds in 2005; Two kickoff returns for 19 yds in 2008; Special teams tackles: Seven in 2004, five in 2005, five in 2007, one in 2008, three in 2009, one in 2010, six in 2011.

JONES' POSTSEASON STATISTICS

RUSHING		GP/GS	NO	YDS	AVG	LG	TD
2005	Jacksonville	1/1	2	15	7.5	11	0
2007	Jacksonville	2/2	0	0	0.0	0	0
NFL totals: 8 years		3/3	2	15	7.5	11	0

RECEIVING		GP/GS	NO	YDS	AVG	LG	TD
2005	Jacksonville	1/1	0	0	0.0	0	0
2007	Jacksonville	2/2	1	12	12.0	12	0
NFL totals: 8 years		3/3	1	12	12.0	12	0

JONES' 100-YARD RUSHING GAMES

DATE	OPPONENT	NO	YDS	AVG	LG	TD
10/16/05	at Pittsburgh	25	106	4.2	20	1
12/4/05	at Cleveland	27	103	3.8	22	0



JONES' SINGLE GAME CAREER HIGHS

RUSHES: 27 (12/4/05 at Cleveland)
YARDS RUSHING: 106 (11/13/05 vs. Baltimore)
LONGEST RUSH: 27 (9/18/05 at Indianapolis)
RUSHING TOUCHDOWNS: 1 (10 times, last 12/24/11 at Tennessee)
RECEPTIONS: 3 (3 times, last 10/12/08 at Denver)
RECEIVING YARDS: 28 (9/28/08 vs. Houston)
LONGEST RECEPTION: 27 (10/14/07 vs. Houston)
TOTAL TOUCHDOWNS: 2 (1 rush, 1 rec., 11/11/07 at Tennessee)



32 • MAURICE JONES-DREW
 RUNNING BACK
 5-7 • 210 LBS.
 UCLA
 BORN MARCH 23, 1985
 ANTIOCH, CALIFORNIA
 ACQ. 2ND ROUND OF 2006 DRAFT
 EXP. 7TH YEAR

GAMES PLAYED/STARTED: 2006 (16/1), 2007 (15/0, 2/0), 2008 (16/3), 2009 (16/16), 2010 (14/14), 2011 (16/16)
NFL TOTALS: 93 games, 50 starts
POSTSEASON TOTALS: 2 games, 0 starts
TRANSACTIONS: Originally drafted in the second round (60th overall) of the 2006 draft.

PRO: Three-time Pro Bowl selection (2009, 2010, 2011) who led the NFL in rushing in 2011 ... Has played in 93 games with 50 starts after being selected in the second round of the 2006 draft ... Career totals include 1,484 rushes for 6,854 yards and 62 TDs, 278 receptions for 2,473 yards and 10 TDs, 79 kickoff returns for 2,054 yards and two TDs and 13 punt returns for 9.9 avg. ... Owns the franchise record with 74 career TDs (62 rushing, 10 receiving, 2 kickoff returns), the fourth-most among active players ... Enters 2012 tied with Fred Taylor for most rushing TDs in franchise history with 62 and owns single-season franchise record with 15 in 2009 ... Ranks second in team history in career rushing yards, third in all-purpose yards (11,510) and yards from scrimmage (9,327) ... Became first player in franchise history to lead the NFL in rushing as he finished with a franchise-record 1,606 yards on 343 carries (4.7 avg.) in 2011 ... In previous years, the Jaguars never had a player finish in the top three in the NFL in rushing yards ... Only player in franchise history with at least 1,300 rushing yards in three consecutive seasons ... Recorded 25 career 100-yard rushing games and nine games with 200-plus all-purpose yards ... Jaguars own 17-8 record when he rushes for 100 yards ... Recorded multiple TDs in 15 career games and the Jaguars own an 11-4 record in those games ... Became fourth player in franchise history to be voted to the Pro Bowl in three consecutive seasons, joining Tony Boselli (1996-2000), Jimmy Smith (1997-2001) and Marcus Stroud (2003-05) ... Owns three of the top five single-season rushing marks for yards and attempts in team history ... Ranked second in the NFL from 2006-11 in yards from scrimmage (9,327) and TDs (74) and third in rushing yards (6,854) and rushing TDs (62) ... Took over as lead RB in 2009 and ranks second in NFL in rushing yards (4,321) and overall TDs (34) the last three seasons ... Averaged 100.3 yards from scrimmage and 123.8 all-purpose yards per game in first six seasons ... Only player in franchise history with 300-plus rushes in two different seasons (312, 2009; 343, 2011) ... Recorded 20-plus carries in 32 of 93 games including a career-high 10 games in 2011 and the Jaguars own a 20-12 record in those games ... Produced 90-plus rushing yards in 25 of the 32 games with 20-plus carries ... Ranks third in the NFL since 2006 with 1,762 touches (1,484 carries, 278 receptions) ... Holds team records for career kickoff returns, kickoff return yards, kickoff return average and TDs ... Only player in team history to record two career kickoff returns for TDs including the longest return in team history (100t, 11/4/07 at NO) ... Owns highest single-season average per rush (5.7, 2006) by a Jaguars RB ... Set a career-high in 2010 with seven 100-yard rushing games including a streak of six straight, the longest streak in the NFL ... Registered 1,765 yards from scrimmage in 2009, the fourth-most in the NFL, and followed with 1,641 in 2010, the seventh-highest ... Became third player and the fastest in franchise history to score 50 career TDs as he accomplished the feat in 54th game ... Of the NFL's top 20 RBs for TDs scored, only four players reached 50 TDs quicker than Jones-Drew (Jim Brown, 45 games; Marcus Allen, 48; Eric Dickerson, 51; Barry Sanders, 53) ... Reached 60 career TDs in 72 games, the fastest in franchise history ... Owns three of the top five marks for single-season TDs in team history ... Had 10-plus TDs in five of his first six seasons and is first player to have at least nine rushing TDs in four straight seasons ... Ranks fourth in franchise history with 278 receptions and is only third player in franchise history with 50-plus receptions in multiple seasons, joining Jimmy Smith and Keenan McCardell ... Ranked second in the NFL from 2006-11 among RBs in receiving yards and second in receptions ... Led all NFL RBs in receiving yards (565) in 2008 and ranked second in receptions (62) ... The 62 receptions were the most by a Jaguars RB in team history ... Has 12 career receptions of 25-plus yards ... Owns three of the franchise's top five marks for single-game all-purpose yards including a team-record 303 against Indianapolis on 12/10/06 ... Tied with Fred Taylor for most consecutive games scoring a TD with eight, and holds club record with eight consecutive games with a rushing TD ... Has two career streaks of five or more straight games with a score ... Has 175 career rushes of 10-plus yards, 43 of 20-plus yards and seven of 50-plus yards ... Has registered 19 rushing TDs of

10-plus yards, 12 of 20-plus yards and six of 50-plus yards ... Has two of the three longest runs in team history including a record-tying 80-yard rush on 11/1/09 at Tennessee ... Had TD runs of 80 and 79 yards on 11/1/09 at Tennessee and became only the third player in NFL history with two rushing TDs of 75-plus yards in the same game ... Has recorded 14 of his 25 career 100-yard games in AFC South play and has 32 TDs (28 rushing, 3 receiving, 1 return) in 34 career division games ... Has played in 11 career prime time games and rushed for 729 yards and four TDs on 172 carries with three 100-yard rushing games ... Since 2009, he has averaged 101.9 rushing yards in 17 division games with 15 rushing TDs and nine 100-yard rushing games ... Leads the NFL in rushing yards (2,896) and yards from scrimmage (3,814) in division games from 2006-11 and ranks second with 32 TDs ... Only player in NFL with 2,000-plus combined yards in 2006 and 2007 ... Along with Fred Taylor, formed the NFL's second-best rushing duo in 2006 and 2007 ... Helped Jaguars set a single-season franchise record for rushing yards in 2006 with 2,541 (158.8 yards per game) and the club posted the second-highest total in 2010 with 2,395 (150.0) ... Was one of six RBs selected in the first two rounds of the 2006 NFL Draft and ranked first among the group in first six seasons in total TDs, rushing yards and total yards ... Broke 10 team records as a rookie RB and kickoff returner ... Finished with 2,250 all-purpose yards, the third-most by a rookie in NFL history, and set a team record for all-purpose yards in a season and in a game (303, vs. Indianapolis, Dec. 10) ... Set team rookie-record with 46 receptions for 436 yards and two TDs ... Led all NFL rookies and ranked tied for third in the NFL with 16 TDs (13 rushing, 2 receiving, 1 kickoff return), including a rushing touchdown in an NFL-record (by a rookie) eight consecutive games ... Led all NFL RBs in 2006 with a 5.7 average per carry, the highest in team history ... Fourth-highest drafted RB by Jacksonville (60th overall), behind Fred Taylor and James Stewart, both first round picks, and Greg Jones (2004, 55th overall) ... Became only fifth player in UCLA history to lead the team in rushing in all three seasons and left with the school record 4,688 all-purpose yards ...

2011: Had the most productive season of his career, setting franchise records for rushing yards (1,606), yards from scrimmage (1,980) ... Team captain ... One of only three offensive players (Brad Meester, Uche Nwaneri) to start all 16 games ... Voted to Pro Bowl for third straight season and earned Associated Press First-Team All-Pro honors ... Finalist for FedEx Ground Player of the Year ... Was only fifth player, second offensive player (Tony Boselli), to be voted to the AP All-Pro first-team ... Became first player in franchise history to lead the NFL in rushing as he finished with a franchise single-season record 1,606 yards on 343 carries (4.7 avg.) ... Won the rushing title by 242 yards, the second-largest margin since 1997 (Chris Johnson, 590 yards, 2009) ... Set the franchise record for career TDs on Dec. 11 against Tampa Bay in his 90th career game by scoring four times ... Accounted for a franchise-record 47.7 percent (1,980 of 4,149) of the Jaguars offense, the highest percentage in the NFL and highest in franchise history ... Accounted for a least 40 percent of the club's offense in 12 of 16 games and at least 50 percent in eight games ... Ranked second on the team with 43 receptions, one shy of Mike Thomas' team-high 44 catches, and tied for the team-lead with a career-high three TDs ... Had a streak of six straight games with six receptions ... Also led NFL in rushes and offensive touches (386) and ranked second in yards from scrimmage (1,980), first downs (93) and rushes of 10-plus yards (43) ... Averaged 150 yards from scrimmage in the last six games and three of his top 10 career games came in 2011 ... Had a career-high 43 rushes of 10-plus yards, the second-most in a team history for a season ... Had six 100-yard rushing games including three straight to conclude the season ... Joined Mark Brunell (4,367 passing yards, 1996) and Jimmy Smith (116 receptions, 1999) as the only players in franchise history to lead the NFL in one of the main statistical categories ... Had the most rushing yards on a five-win team since 1978 and joined Jamal Lewis (2003) as only players since 1995 to rush for 1,500 plus yards while his team finished last in passing offense ... Averaged 107.5 rushing yards in the six division games with at least 97 yards in five of the six games ... Averaged 100.8 rushing yards in four games against NFC opponents including two 100-yard rushing games ... Rushed for 100-plus yards in two of the club's three prime time games ... Averaged 102.6 rushing yards in eight home games ... Set franchise record for most rushing yards and attempts after eight games with 740 yards on 166 attempts ... Had 10 games with 20-plus carries and registered at least 97 yards in nine of the games ... **9/11 vs. TEN:** Opened the season with 97 yards on 24 carries and had a 21-yard TD run in the first quarter. Snapped a streak of 65 consecutive games with a reception, the third-longest in franchise history ... **9/18 at NYJ:** Rushed 18 times for 88 yards and added three receptions for 19 yards ... **9/25 at CAR:** Recorded first 100-yard rushing game of the season with 122 yards on 24 carries (5.1 avg.). Broke free for a 39-yard run with 17 seconds left in the second quarter to set up a 36-yard TD pass from Blaine Gabbert to Mike Thomas ... **10/2 vs. NO:** Tallied 84 yards on 11 carries (7.6 avg.). Had a 41-yard run in the third quarter, his longest since Nov. 1, 2009 at Tennessee. The 7.6-yard average was fourth-highest of his career and highest since 2007 (min. 10 carries) ... **10/9 vs. CIN:** Surpassed 10,000 all-purpose yards for his career

IMPORTANCE OF MOJO

There is no denying the success of the Jaguars in the win/loss column is usually related to the performance of **Maurice Jones-Drew**. Here's a look at how the Jaguars stand when Jones-Drew achieves certain milestones:

When Jones-Drew rushes for 100-plus yards	17-8
When Jones-Drew has 20-plus carries	20-12
When Jones-Drew has 30-plus carries	3-0
When Jones-Drew has multiple touchdowns	11-4



with 10,073. Gained 85 yards and one TD on 19 rushes ... 10/16 at PIT: Finished with 22 rushes for 96 yards and two receptions for eight yards ... 10/24 vs. BAL: Had a season-high 30 carries for 105 yards and became first RB to post a 100-yard rushing game against the Ravens in 2011. Marked the third-most rushes of his career ... 10/30 at HOU: Scored on a two-yard run in the fourth quarter and finished with 63 yards on 18 carries ... 11/13 at IND: Became the second player in franchise history to reach 6,000 career rushing yards as he accomplished the feat in his 86th career game, joining Fred Taylor (11,271). Rushed for 114 yards on 25 carries and scored on a three-yard run in the fourth quarter ... 11/20 at CLE: Scored a TD in his third straight game with a six-yard run in the second quarter. Finished with 87 yards on 21 carries and added four receptions for 31 yards ... 11/27 vs. HOU: Totaled 166 yards from scrimmage (18-99 rushing, 4-67 receiving). Had rushes of nine, 18 and 29 yards and a 31-yard reception ... 12/5 vs. SD: Compiled a season-high 188 yards from scrimmage (97 rushing, 91 receiving), third most of his career. Accounted for 61.4 percent of the Jaguars offense (188 of 306). Had six receptions for 91 yards including a 48-yard catch in the second quarter. Caught a nine-yard TD pass from Blaine Gabbert in the second quarter ... 12/11 vs. TB: Scored a career-high four TDs (two receiving, two rushing) and recorded 136 yards from scrimmage (85 rushing, 51 receiving). Set franchise record for career TDs with 73 and eclipsed 11,000 career all-purpose yards. His two receiving TDs were a career-high and surpassed Taylor (8) for most receiving TDs by a RB in franchise history with 10. Was only player in NFL in 2011 with four TDs in a game and he became only the second player in NFL history with a rushing and receiving TD in two different quarters (Dub Jones, Cleveland, 1951) ... 12/15 at ATL: Gained 112 yards on 17 carries (6.6 avg.). Surpassed 1,300 rushing yards for the season with 1,334 and become the only player in team history with 1,300 rushing yards in three straight seasons ... 12/24 at TEN: Rushed for 103 yards on 24 carries with one TD. Had three carries for 10-plus yards ... 1/1 at IND: Secured the NFL rushing title with a season-high 169 yards on 25 carries (6.8 avg.). Became first Jaguar to lead league in rushing and established a single-season franchise record with 1,606 rushing yards ...

Threw his first career INT on first pass in the second quarter. Added a 14-yard TD reception late in the fourth quarter. Named FedEx Ground NFL Player of the Week for his performance. ... 11/28 at NYG: Topped the 100-yard rushing mark for the fourth consecutive game with 113 yards on 21 carries ... 12/5 at TEN: Registered a career-high 186 rushing yards on a season-high 31 carries (6.0 avg.) along with a season-long 37-yard rush. The 186 yards were third-most in team history, most by a Jaguar since 2003, and second-most in the NFL in 2010. Surpassed 5,000 career rushing yards and 7,000 career yards from scrimmage. Voted as FedEx Ground NFL Player of the Week ... 12/12 vs. OAK: Surpassed 100-plus yards for the sixth consecutive game with 101 yards on 23 carries. The six straight games marked the second-longest streak in team history. Scored on a 30-yard run in the fourth quarter. Combined with Rashad Jennings (109) to mark only third time in franchise history two players have had 100-plus rushing yards in the same game. Offense rushed for 200-plus yards in a franchise-record third straight game ... 12/18 at IND: Snapped his consecutive streak of 100-yard rushing games at six, finishing with 46 yards on the ground ... Was inactive (knee) on 12/26 vs. WAS and 1/2 at HOU ... Marked first missed games for injury in his career ...

2009: Started a career-high 16 games in his first season as the lead RB and produced career-high numbers ... Was named to the Pro Bowl for the first time and was selected by his teammates as the Walter Payton Man of the Year for his work in the community ... Led the team in rushing for the second consecutive season with 1,391 yards on 312 carries with 15 TDs, the third-most rushing yards in franchise history ... Ranked second on the team with 53 receptions for 374 yards and one TD ... Added two punt returns for 19 yards (9.5) and four kickoff returns for 102 yards (25.5) ... Led team in rushing yards, yards from scrimmage (1,765) and TDs (16) ... Ranked third in the AFC, fourth in the NFL, in rushing yards and yards from scrimmage ... His 1,765 yards from scrimmage were the second-most in franchise history ... Became first player in franchise history to finish in the top three in the AFC in rushing yards ... Set franchise single-season record for rushing TDs (15), the most in the AFC and second-highest in NFL ... Finished with 16 total TDs which ranked tied for first in AFC and second in the NFL ... Was one of only 12 players to have three TDs in a game and joined Randy Moss (NE), Ricky Williams (MIA) and Chris Johnson (TEN) as the only players to do it twice ... Had at least one TD in 10 games and was one TD away from tying franchise single-season record ... Joined Fred Taylor (7 seasons) as the only RBs in franchise history with a 1,000-yard rushing season ... Finished with five 100-yard rushing games, tied for the fifth-most in the NFL ... Tied for NFL-lead with three TD runs of 60-plus yards and had two of six longest runs in NFL ... Ranked tied for second in NFL with five TDs of 10-plus yards and three of 50-plus yards ... Ranked third in NFL with 365 offensive touches, the second-most in team history for a season (Taylor, 393, 2003) ... Ranked fifth in the NFL with 312 rushes and joined Taylor (345, 2003) as the only players in franchise history with 300-plus carries in a season ... Was second in the AFC, third in the NFL, with 84 first downs made ... Picked up 68 rushing first downs, the third-most in team history ... 9/13 at IND: Registered team-high 123 yards from scrimmage, finishing with 91 yards on 21 carries and added five receptions for 26 yards ... 9/27 at HOU: Rushed for 119 yards on 23 carries with three TDs including a 61-yard run in the second quarter. Was named FedEx Ground Player of the Week and AFC Offensive Player of the Week ... 10/18 vs. STL: Established a career-high with 33 carries for 133 yards and finished with three TDs, the second time in a four-game span he had three TDs. The 38 touches were a career-high and tied for the third-most in the NFL in

MOST VALUABLE PLAYER

Maurice Jones-Drew accounted for a franchise-record 47.7 percent of the Jaguars offense in 2011, the highest percentage in the NFL. In 12 of 16 games, he accounted for at least 40 percent of the club's offense and at least 50 percent in eight games.

2011 NFL HIGHEST PERCENTAGE OF TOTAL OFFENSE

RK	PLAYER	PCT.	YARDS
1.	Maurice Jones-Drew, Jacksonville	47.7	1,980 of 4,149
2.	Ray Rice, Baltimore	38.2	2,068 of 5,419
3.	Steven Jackson, St. Louis	32.6	1,478 of 4,537
4.	Arian Foster, Houston	30.9	1,841 of 5,954
5.	Matt Forte, Chicago	29.6	1,487 of 5,026

2010: Voted as starter for Pro Bowl ... Led team with 1,324 yards on 299 carries with five TDs, the third consecutive season he led team in rushing ... Ranked fourth on team with 34 receptions for 317 yards and two TDs ... Started all 14 games played and missed the final two games with a knee injury, his first career games missed due to injury, and snapped a streak of 33 consecutive starts ... Registered a career-high seven 100-yard rushing games including a streak of six straight, the longest streak of his career and the second-longest in franchise history ... The seven 100-yard rushing games tied for third-most in NFL while the six straight games was the longest streak in the NFL in 2010 ... Ranked fourth in the AFC, fifth in the NFL, in rushing yards ... Ranked sixth in the AFC, seventh in the NFL, in yards from scrimmage (1,641) ... Produced his top two career games for yards from scrimmage including a career-high 220 on 11/21 vs. CLE ... Tied for fifth in NFL with 34 rushes of 10-plus yards ... Became 10th player in team history to be voted to Pro Bowl as a starter and first since 2006 ... Named NFL Alumni Running Back of the Year and to The Sporting News All-Pro Team ... Ranked fourth in the NFL with 86 first downs made including 75 via the rush ... According to STATS PASS, he ranked second in NFL with 716 of his 1,324 rushing yards after contact ... Had nine games with 20-plus carries and topped 100 rushing yards in seven of the games ... Produced most rushing yards in team history through first 13 games with 1,278 ... Topped 100-yard mark in three of five division games ... Ranked eighth in the NFL with 333 offensive touches (299 rushes, 34 receptions) including 20-plus touches in 12 of 14 games ... Finished second among AFC RBs in Pro Bowl fan voting ... 9/12 vs. DEN: Opened season with 98 rushing yards on 23 carries. Surpassed 4,000 yards rushing and 8,000 career all-purpose yards ... 10/3 vs. IND: Carried the ball 26 times for 105 yards and scored his 50th career rushing TD in his 67th game, tied for the 13th-fastest in NFL history to 50 rushing TDs. Scored on an eight-yard reception in the fourth quarter ... 10/10 at BUF: Was 19-84 rushing with a six-yard TD run nullified by a holding penalty in the third quarter ... 10/24 at KC: Led team with a season-high five receptions for 74 yards including an 18-yard TD catch in the second quarter and a 29-yard reception. Added 47 yards on 16 carries ... 10/31 at DAL: Produced 135 yards on 27 carries with two rushes of 20-plus yards. Added two receptions for 13 yards. With 148 yards from scrimmage, he moved into third place in team history for career yards from scrimmage ... 11/14 vs. HOU: Was 24-100 rushing with two TDs. Scored his 60th career TD in his 72nd career game, the fastest in franchise history ... 11/21 vs. CLE: Finished with a career-high 220 yards from scrimmage (133 rushing, 87 receiving) and recorded his career-best third consecutive 100-yard rushing game. Had 220 of the club's 371 net yards. Scored the game-winning TD on a one-yard run with 1:20 remaining. The score was set up with a 75-yard reception on a screen pass, the longest reception of his career and fifth-longest in team history.

JONES-DREW IN DIVISION PLAY

Maurice Jones-Drew has scored 32 touchdowns (28 rushing, 3 receiving, 1 return) in 34 career division games including four in six games in 2011. Fourteen of his 25 career 100-yard rushing games have come in division play. He averaged 107.5 rushing yards in the six division games in 2011 with at least 97 yards in five of the six games.

Since becoming a full-time starter in 2009, Jones-Drew leads the NFL with 17 touchdowns (15 rushing, 2 receiving) and a 101.9-yard rushing average in 17 division games from 2009-11. He has 15 rushing touchdowns and nine 100-yard rushing games during that span. Here's a look at Jones-Drew's rushing totals since becoming the full-time starter in 2009:

JONES-DREW'S RUSHING TOTALS IN DIVISION GAMES FROM 2009-11

DATE		ATT	YDS	AVG	LG	TD
9/13/09	vs. Ind.	21	97	4.6	26	1
9/27/09	at Hou.	23	119	5.2	61t	3
10/ 4/09	vs. Ten.	6	14	2.3	9t	1
11/1/09	at Ten.	8	177	22.1	80t	2
12/6/09	vs. Hou.	24	76	3.2	15	0
12/17/09	vs. Ind.	27	110	4.1	14	1
10/3/10	vs. Ind.	26	105	4.0	14	1
10/18/10	vs. Ten.	17	57	3.4	11	0
11/14/10	vs. Hou.	24	100	4.2	15	2
12/5/10	at Ten.	31	186	6.0	37	0
12/19/10	at Ind.	15	46	3.1	12	0
9/11/11	vs. Ten.	24	97	4.0	21t	1
10/30/11	at Hou.	18	63	3.5	10	1
11/13/11	at Ind.	25	114	4.6	15	1
11/27/11	vs. Hou.	18	99	5.5	29	0
12/24/11	at Ten.	24	103	4.3	21	1
1/1/12	vs. Ind.	25	169	6.8	56	0
TOTALS		356	1,732	4.9	80t	15
Average		20.9	101.9	4.9	80t	.88



2009. Surpassed James Stewart for second in franchise history in career rushing yards. Set a season-high with 178 yards from scrimmage ... **11/1 at TEN:** Amassed 177 yards on only eight carries with TD runs of 80 and 79 yards, two of the three longest runs in franchise history. His 22.1 average per rush set a franchise-record and was the best in the NFL the last 50 seasons (min. 8 carries) while the 80-yard run tied a franchise record (Taylor, 12/9/07 vs. Car.). The 177 yards were the fifth-most in team history and the most since 2003. He didn't get his first carry until midway through the second quarter and took it 80 yards for a score and opened the second half with a 79-yard TD run. Became only third player in NFL history with two rushing TDs of 75-plus yards in the same game, joining Barry Sanders (10/12/97) and Frank Gore (9/20/09). Reached 50 career TDs in his 54th game, the fastest in franchise history to accomplish the feat ... **11/15 at NYJ:** Recorded fourth 100-yard rushing game of the season, finishing with 123 yards and one TD on 24 carries. Trailing 22-21, the Jaguars moved the ball to the Jets 14-yard line and Jones-Drew kneeled at the one-yard line to set up a Josh Scobee field goal as time expired ... **11/22 vs. BUF:** Recorded a TD in fifth straight game ... **11/29 at SF:** Returned to Bay Area for first time as a pro and totaled 75 yards on 15 carries and led team with five receptions for 35 yards. Joined Taylor as the only players in franchise history to eclipse 1,000-yard rushing mark ... **12/13 vs. MIA:** Scored his 14th TD of the season and tied Fred Taylor for single-season franchise mark ... **12/17 vs. IND:** Set the franchise single-season record for TDs with his 15th on a three-yard run in the second quarter. Registered 110 yards on 27 carries and five receptions for 30 yards ... **12/27 at NE:** Recorded 141 all-purpose yards (63 rushing, 35 receiving, 43 kickoff returns) ...

2008: Played in all 16 games with three starts ... Led team in rushing with 197 carries for 824 yards and 12 TDs and ranked second with a career-high 62 receptions for 565 yards and two TDs ... Added 13 kickoff returns for 281 yards (21.6) and seven punt returns for 69 yards (9.9) ... Led team in total TDs (14), yards from scrimmage (1,389) and all-purpose yards (1,739) ... Led all NFL RBs in receiving yards and ranked second in receptions ... Had most receptions by a Jaguars RB in team history ... Ranked tied for third in the AFC, tied for sixth in the NFL, with 74 first downs made (47 rush, 27 rec.) ... Selected to USA Today All-Joe Team, which goes to players and coaches who have overachieved and are often overlooked ... Finished with nine receptions for 113 yards on Dec. 23 vs. Minn. and became the first RB in team history to record a 100-yard receiving game ... **9/21 at IND:** Led a rushing attack along with Fred Taylor that produced 236 yards on 48 carries and saw both players rush for over 100 yards. Finished with 19 carries for 107 yards (5.6) and one TD and four receptions for 59 yards with a long of 26. Scored on a six-yard run and finished with 191 all-purpose yards ... **10/5 vs. PIT:** Tied for team-lead with six receptions for 23 yards and rushed five times for seven yards with a one-yard TD run. Surpassed 100 career receptions and 1,000 career receiving yards, the only player in team history to have over 1,000 yards in three categories (rushing, receiving and returns) ... **10/12 at DEN:** Earned FedEx Ground Player of the Week honors after rushing for 125 yards on 22 carries and two TDs. Scored on a 46-yard scamper, the longest of the season for the Jaguars ... **11/9 at DET:** Led team with a career-high three rushing TDs on 11 carries for 70 yards. Became fifth player in team history with three rushing TDs in one game and tied franchise-record for TDs in a first half (3, James Stewart, 10/12/97 vs. PHI) ... **11/16 vs. TEN:** Led team with 17 carries for 66 yards and two rushing TDs along with three receptions for 27 yards ... **11/23 vs. MIN:** Became first running back in team history to record a 100-yard receiving game, finishing with career-high nine receptions for 113 yards. Added four rushing yards on three carries, four kickoff returns for 107 yards (26.8) and one punt return for nine yards for 233 all-purpose yards. Was one of only four NFL RBs with nine or more receptions in a game and one of seven RBs with 100-plus receiving yards in a game ... **12/14 vs. GB:** Made first start of season and produced two TDs. Had 12 rushes for 48 yards and four receptions for 22 yards. Scored the game-winning TD on a two-yard run with 1:56 remaining in the fourth quarter ...

2007: Played in 15 games and both postseason games ... Tied for team-lead with 10 total TDs (9 rush., 1 ret.) and ranked seventh in the NFL with team-high 2,104 all-purpose yards ... Ranked second on team in rushing with 768 yards on a career-high 167 carries for nine TDs and third in receptions with 40 for 407 yards (10.2 avg.) ... Led team with a career-high 31 kickoff returns for 811 yards (26.2) with one TD, a 100-yard return at New Orleans ... Tied for fourth in NFL with two rushes of 50-plus yards ... Had three scoring plays of 50-plus yards ... Led Jaguars in the postseason with seven receptions for 92 yards, 140 yards from scrimmage and 297 all-purpose yards ... **9/16 vs. ATL:** Became sixth player in team history to surpass 1,000 career rushing yards ... **9/23 at DEN:** Registered 144 all-purpose yards, rushing 15 times for 37 yards, two passes for 18 yards and three KORs for 89 yards (29.7 avg.) with a long of 42 yards ... **10/14 vs. HOU:** Recorded 260 all-purpose yards, the second-most of his career and third-most in team history. Rushed 12 times for 125 yards and scored on seven-yard and 57-yard runs in the fourth quarter. Had four receptions for team-leading 59 yards and returned four kickoffs for 76 yards ... **10/22 vs. IND:** Led team with 13 carries for 52 yards with one TD and had three receptions for 17 yards. Returned four kickoffs for 133 yards (33.3 avg.). Marked fourth consecutive game with 140-plus all-purpose yards ... **11/4 at NO:** Returned kickoff 100 yards for a TD, the longest return in team history. Became only player in team history to record two career kickoff returns for TDs ... **11/11 at TEN:** Posted second 100-yard rushing game of the season with 19 carries for 101 yards with an eight-yard TD run. Returned two kickoffs and two punts and finished with 186 all-purpose yards ... **12/30 at HOU:** Was inactive as healthy deactivation in season finale ... **1/5 at PIT:** Registered 168 all-purpose yards in first career postseason game and became only the third player in team history to record two TDs in a playoff game. Finished with eight carries for 29 yards with 10-yard TD and caught a 43-yard TD pass from David Garrard in the

second quarter. Returned first quarter kickoff a franchise postseason record 96 yards to the Steelers' one-yard line which led to a Jaguars TD. The 96-yard return was the seventh-longest in NFL postseason history and longest since 2001 ... **1/12 at NE:** Rushed six times for 19 yards and had team-high six receptions for 49 yards in AFC Divisional Playoff game. Returned five kickoffs for 61 yards ...

2006: Played in all 16 games as a rookie with one start ... Finished with team-record 2,250 all-purpose yards and led team with 16 total TDs ... Ranked second on the team in rushing with 166 carries for 941 yards with a team-high 13 rushing TDs and also ranked second with 46 receptions (team rookie record) for 436 yards and two TDs ... Finished with 31 kickoff returns for 860 yards (27.7 avg.) and one TD ... Ranked third in the NFL with a 27.7 kickoff return average, the highest single-season mark in team history ... Produced three of the top seven single-game all-purpose yards totals in team history ... Registered three 100-yard rushing games and joined Fred Taylor (1998, six) as the only rookies in team history to rush for 100-plus yards ... Scored a TD in eight consecutive games, tying Taylor (8, 1998) for most in team history, and registered at least one score in 12 of the last 14 games ... Ranked second in team history with 16 TDs (Taylor, 17, 1998) in a season and was also second to Taylor (14) for most rushing TDs as a rookie with 13 ... Tied for NFL-lead with six TDs of 10-plus yards and tied for third with three TDs of 20-plus yards ... Ranked third in the NFL in all-purpose yards, trailing only Steven Jackson of St. Louis (2,334) and NFL MVP LaDainian Tomlinson of San Diego (2,323) ... Ranked 8th in the AFC and 15th in the NFL with 1,377 yards from scrimmage ... Along with Taylor (231-1,146, 5 TDs), formed the NFL's second-best rushing duo and best in team history with 2,087 rushing yards ... **9/24 at IND:** Recorded first career 100-yard rushing game with 103 yards on 13 carries. Returned four kickoffs for 109 yards (27.3 avg.) and finished with 244 all-purpose yards ... **10/1 at WAS:** Scored on a 51-yard TD pass from Bryon Leftwich, the longest completion of the season for the Jaguars ... **10/22 at HOU:** Led team with a career-high seven receptions for 58 yards and added a one-yard TD run ... **12/10 vs. IND:** Set a team-record for all-purpose yards in a game with 303, finishing with 15 rushes for a career-high 161 yards and two TDs, one reception for 15 yards, two kickoffs for 109 yards (54.5 avg.) and one TD and one punt return for 13 yards. The 303 all-purpose yards ranked fourth in NFL history by a rookie and were the most since Tim Brown had 306 on 11/28/98 for Oakland. Had a 93-yard kickoff return, the third-longest in team history. Named AFC Special Teams Player of the Week and was presented the NFL Player of the Day Golden Peacock Award by NBC following the game ... **12/24 vs. NE:** Made first career start and led team with 19 carries for 131 yards and two TDs along with six receptions for 41 yards. Scored on a 74-yard run, then the second-longest TD run in team history ... **12/31 at KC:** Led team with 12 rushes for 46 yards and one TD in season-finale, surpassing former Baltimore Colt Curtis Dickey (1980) for the NFL rookie record with a rushing TD in his eighth consecutive game.

COLLEGE: Started 22 of 36 games in three seasons and finished with 2,503 rushing yards on 481 carries along with 26 TDs ... Recorded 64 career receptions for 819 yards and seven TDs ... Left school following junior season and was only the fifth player in school history to lead the team in rushing in all three seasons ... Also served as a punt and kickoff returner where he set the school record with 4,688 all-purpose yards ... As a junior, was consensus All-America selection as all-purpose back and All-Pac 10 first-team selection as punt returner ... Started all 12 games and led the team in rushing with 914 yards and 13 TDs on 186 carries ... Set NCAA single-season record with a 28.5 average on 15 punt returns and compiled a school single-season record 427 yards and three TDs on punt returns ... Named second-team All-Pac 10 with 91.5 rushing yards per game ... Scored 12 TDs (eight rushing, three receiving and one on a punt return) ... Rushed for 1,007 yards on 160 attempts with eight TDs as a sophomore ... Added 18 receptions for 162 yards ... Saw action in all 13 games as a true freshman ... Named first-team All-Pac 10 as a kick returner by The Sporting News ... Led team in rushing with 582 yards on 125 attempts with five TDs, becoming the first true freshman to lead the Bruins in rushing since DeShaun Foster in 1998 ... Majored in history.

PERSONAL: Married (Ashley), with two sons, Maurice III and Madden, and daughter, Alayah ... Lives in Jacksonville, Fla. ... Attended De La Salle (Concord, Calif.) High ... Lettered three times in football ... Parade, Prep Star and Super Prep All-America selection who was also a member of the Super Prep Elite 50 team, in addition to earning that publication's FarWest Offensive Player of the Year honors ... Earned Tacoma News Tribune Western 100, first-team All-State and State Running Back of the Year ... Member of team that extended the school's winning streak to 138 games ... Gained 1,457 yards rushing, averaging 11.9 yards per attempt, and had 26 total TDs in 12 games as a senior ... Four-year member of the track team as a sprinter ... Has worn a Superman t-shirt underneath his jersey since he was 10-years old playing Pop Warner football in Pinole, Calif. ... Established the Maurice Jones-Drew Foundation in 2009 to help youth-focused organizations ... Purchased more than 100 sets of Reebok shoes, gloves and compression shirts for members of the Andrew Jackson High School varsity football team in 2009 ... Played in 2010 Murray Brothers Caddyshack Charity Golf Tournament ... Partnered with Winn-Dixie, Dairy Farmers Inc. and Allied Veterans of the World, Inc., & Affiliates for a special back-to-school event for more than 200 area children the last three years where each child received a backpack full of school supplies. Children from the Police Athletic League, Sulzbacher Center, Jacksonville Children's Commission and the St. Augustine Homeless Coalition were the recipients of the backpacks ... The foundation hosted a special holiday event for 70 local children in December 2009 from the Sulzbacher Center's after-care program at Toys "R" Us. The foundation purchased \$100 gift cards for each child ... Represented the Jaguars in the United Way's PLAY 60 campaign and NFL-LIVE UNITED initiative in 2009 ... Joined NFL commissioner Roger Goodell in



January of 2010 in New York City to announce a special campaign, Fuel Up to Play 60, between the NFL, the U.S. Department of Agriculture (USDA) and the National Dairy Council to fight and defeat childhood obesity ... Selected to speak at Newsweek Magazine's Executive Forum: Childhood Obesity, "Challenges and Ways to Promote Health and Wellness in America's Communities" at the National Press Club in Washington, D.C. in March of 2010 ... Teamed up with Activision Publishing and Pro vs. GI Joe in an online video game showdown in December of 2009 with military troops stationed across the world from the Touchdown Club at EverBank Field ... Featured in commercials and billboards for Winn-Dixie Stores, Inc. ... Served as celebrity waiter at Morton's Steakhouse for annual charity event that raises money for Wolfson and Shands Hospitals ... Took home the Madden Bowl 2010 title at the annual event during Super Bowl week ... Featured guest at sixth annual Guardian Catholic Schools 2010 Golf Classic. The event raised money for scholarships and operational funding for students who attend St. Pius and Holy Rosary Catholic Schools ... Hosted a football camp for youth the last five years in Jacksonville and hosted second-annual youth camp in Antioch, Calif. in spring of 2008 ... Represented Jaguars for the NFL/JCPenney Take a Player to School Program, visiting second-grade class at Hyde Park Elementary ... Participated in the 2008 Shop with a Jock event at Wal-Mart with more than 50 children from Bridge of Northeast Florida and Malivai Washington Kids Foundation ... Served as spokesperson for the Jacksonville Commitment, a program that provides college scholarships to local colleges and universities ... Took part in a photo shoot with his dog, Philip, to raise money for the Humane Society ... Taped PSA for Florida/Georgia Blood Alliance to promote annual blood drive ... Represented Jaguars during Super Bowl XLI in South Florida for annual Taste of the NFL hunger-relief fundraiser ... Supports and attends team sponsored events like Operation Blessing, Food Drive Kick-off, Jaguars annual golf tournament, Jaguars Taste of the NFL dinner and the Jacksonville Jaguars Foundation Playbooks reading initiative where he was featured on the cover in 2007 ... Attended the 2009 NFL Broadcast Boot Camp at NFL Films ... Hosted a fantasy football show on "Sirius XM Fantasy Sports Radio" each week during 2010 and 2011 seasons ... Twitter handle is @Jones_Drew32 ... Full name: Maurice Christopher Jones-Drew.

JONES-DREW'S REGULAR SEASON STATISTICS

RUSHING	GP/GS	NO	YDS	AVG	LG	TD
2006 Jacksonville	16/1	166	941	5.7	*74t	*13
2007 Jacksonville	15/0	167	768	4.6	57t	*9
2008 Jacksonville	16/3	*197	*824	4.2	46t	*12
2009 Jacksonville	16/16	*312	*1,391	4.5	*80t	@15
2010 Jacksonville	14/14	*299	*1,324	4.4	37	#5
2011 Jacksonville	16/16	*343	*1,606	4.7	*56	*62
NFL totals: 6 years	93/50	1,484	6,854	4.6	80t	62

RECEIVING	GP/GS	NO	YDS	AVG	LG	TD
2006 Jacksonville	16/1	46	436	9.5	*51t	2
2007 Jacksonville	15/0	40	407	10.2	43	0
2008 Jacksonville	16/3	62	565	9.1	26	2
2009 Jacksonville	16/16	53	374	7.1	19	1
2010 Jacksonville	14/14	34	317	9.3	*75	2
2011 Jacksonville	16/16	43	374	8.7	48	3
NFL totals: 6 years	93/50	278	2,473	8.9	75	10

RETURNS	PUNT RETURNS						KICKOFF RETURNS					
	NO	FC	YDS	AVG	LG	TD	NO	YDS	AVG	LG	TD	
2006 Jacksonville	1	0	13	13.0	13	0	*31	*860	@27.7	*93t	1	
2007 Jacksonville	3	0	28	9.3	17	0	*31	*811	*26.2	@100t	1	
2008 Jacksonville	7	1	69	9.9	15	0	13	281	21.6	33	0	
2009 Jacksonville	2	0	19	9.5	12	0	4	102	*25.5	30	0	
2010 Jacksonville	0	0	0	0.0	0	0	0	0	0.0	0	0	
2011 Jacksonville	0	0	0	0.0	0	0	0	0	0.0	0	0	
NFL totals: 6 years	13	1	129	9.9	17	0	@79	@2,054	@26.0	@100t	@2	

ADDITIONAL STATISTICS: One pass attempt intercepted 11/21/10 vs. Cleveland.

JONES-DREW'S POSTSEASON STATISTICS

RUSHING	GP/GS	NO	YDS	AVG	LG	TD
2007 Jacksonville	2/0	14	48	3.4	10t	1

RECEIVING	GP/GS	NO	YDS	AVG	LG	TD
2007 Jacksonville	2/0	7	92	13.1	43t	1

RETURNS	PUNT RETURNS						KICKOFF RETURNS					
	NO	FC	YDS	AVG	LG	TD	NO	YDS	AVG	LG	TD	
2007 Jacksonville	0	0	0	0.0	0	0	0	6	157	26.2	@96	0

JONES-DREW'S 100-YARD RUSHING GAMES

DATE	OPPONENT	NO	YDS	AVG	LG	TD
9/24/06	at Indianapolis	13	103	7.9	26	0
12/10/06	vs. Indianapolis	15	166	11.1	48t	2
12/24/06	vs. New England	19	131	6.9	74t	2
10/14/07	vs. Houston	12	125	10.4	57t	2
11/11/07	at Tennessee	19	101	5.3	30	1
9/21/08	at Indianapolis	19	107	5.6	18	1
10/12/08	at Denver	22	125	5.7	46t	2
9/27/09	at Houston	23	119	5.2	61t	3
10/18/09	vs. St. Louis	33	133	4.0	26	3
11/1/09	at Tennessee	8	177	22.1	80t	2
11/15/09	at New York Jets	24	123	5.1	33t	1
12/17/09	vs. Indianapolis	27	110	4.1	14	1
10/3/10	vs. Indianapolis	26	105	4.0	14	1
10/31/10	at Dallas	27	135	5.0	24	0
11/14/10	vs. Houston	24	100	4.2	15	2
11/21/10	vs. Cleveland	23	133	5.8	22	1
11/28/10	at New York Giants	21	113	5.4	23	0
12/5/10	at Tennessee	31	186	6.0	37	0
12/12/10	vs. Oakland	23	101	4.4	30t	1
9/25/11	at Carolina	24	122	5.1	39	0
10/24/11	vs. Baltimore	30	105	3.5	12	0
11/13/11	at Indianapolis	25	114	4.6	15	1
12/15/11	at Atlanta	17	112	6.6	43	0
12/24/11	at Tennessee	24	103	4.3	21	1
1/1/12	vs. Indianapolis	25	169	6.8	56	0

JONES-DREW'S SINGLE-GAME CAREER HIGHS

RUSHING ATTEMPTS: 33 (10/18/09 vs. St. Louis)
RUSHING YARDS: 186 (12/15/10 at Tennessee)
LONGEST RUSH: 80t (11/1/09 at Tennessee)
RUSHING TOUCHDOWNS: 3 (3 times, last 10/18/09 vs. St. Louis)
LONGEST RUSHING TOUCHDOWN: 80t (11/1/09 at Tennessee)
RECEPTIONS: 9 (11/23/08 vs. Minnesota)
RECEIVING YARDS: 113 (11/23/08 vs. Minnesota)
LONGEST RECEPTION: 75 (11/21/10 vs. Cleveland)
RECEIVING TOUCHDOWNS: 2 (12/11/11 vs. Tampa Bay)
ALL-PURPOSE YARDS: 303 (12/10/06 vs. Indianapolis)
COMBINED YARDS: 220 (11/21/10 vs. Cleveland)

JONES-DREW VS. OPPONENTS

OPPONENT	GAMES	RUSHING					100-YARD		RECEIVING				
		ATT	YDS	AVG	LG	TD	GAMES	NO	YDS	AVG	LG	TD	
Arizona	1	13	66	5.1	36	0	0	4	17	4.3	6	0	
Atlanta	2	28	143	5.1	43	0	1	2	11	6.5	10	0	
Baltimore	2	53	183	3.5	23	0	1	3	9	3.0	10	0	
Buffalo	5	69	255	3.7	24	4	0	16	115	7.2	28	0	
Carolina	2	35	146	4.2	39	0	1	5	66	13.2	24	0	
Chicago	1	12	55	4.6	14	0	0	7	47	6.7	19	1	
Cincinnati	2	29	118	4.1	25	2	0	2	29	14.5	16	0	
Cleveland	4	72	331	4.6	30	2	1	11	143	13.0	75	0	
Dallas	2	29	143	4.9	24	0	1	2	13	6.5	10	0	
Denver	3	60	260	4.3	46t	2	1	7	56	8.0	12	0	
Detroit	1	11	70	6.4	16	3	0	2	21	10.5	15	0	
Green Bay	1	12	48	4.0	15	1	0	4	22	5.5	14	1	
Houston	10	149	684	4.6	61t	10	3	32	347	10.8	31	0	
Indianapolis	12	230	1,212	5.3	56	9	7	38	320	8.4	26	3	
Kansas City	4	66	272	4.1	21	3	0	15	157	10.5	29	1	
Miami	2	23	105	4.6	32	2	0	2	24	12.0	17	0	
Minnesota	1	3	4	1.3	3	0	0	9	113	12.6	24	0	
New England	2	37	194	5.2	74t	2	1	9	76	8.4	17	0	
New Orleans	2	16	112	7.0	41	0	0	3	34	11.3	22	0	
New York Giants	2	30	158	5.3	23	1	1	6	25	4.2	9	0	
New York Jets	3	55	270	4.9	33t	3	1	5	41	8.2	19	0	
Oakland	2	33	145	4.4	30t	2	1	9	115	12.8	43	0	
Philadelphia	2	43	165	3.8	17	0	0	5	21	4.2	10	0	
Pittsburgh	4	41	176	4.3	20	1	0	15	67	4.5	10	0	
San Diego	3	44	161	3.7	17	1	0	8	112	14	48	0	
San Francisco	1	15	75	5.0	12	0	0	5	35	7.0	17	0	
Seattle	1	12	34	2.8	18	0	0	5	23	4.6	10	0	
St. Louis	1	33	133	4.0	26	3	1	5	45	9.0	16	0	
Tampa Bay	2	37	133	3.6	21	2	0	8	65	8.1	17	2	
Tennessee	12	191	1,000	5.2	80t	9	4	31	251	8.1	37	0	
Washington	1	3	3	1.0	2	0	0	3	53	17.7	51t	1	
TOTALS	93	1,484	6,854	4.6	80t	62	25	278	2,473	8.9	75	10	



JONES-DREW GAME-BY-GAME

		RUSHING					RECEIVING				
DATE	OPPONENT	ATT	YDS	AVG	LG	TD	NO	YDS	AVG	LG	TD
9/10	vs. DALLAS	2	8	4.0	4	0	0	0	0.0	0	0
9/18	vs. PITTSBURGH	2	4	2.0	7	0	2	6	3.0	5	0
9/24	at Indianapolis	13	103	7.9	26	0	4	32	8.0	12	1
10/1	at Washington	3	3	1.0	2	0	3	53	17.7	51t	1
10/8	vs. NEW YORK JETS	13	59	4.5	9	2	0	0	0.0	0	0
10/22	at Houston	8	10	1.3	3	1	7	58	8.3	19	0
10/29	at Philadelphia	21	77	3.7	13	0	3	20	6.7	10	0
11/5	vs. TENNESSEE	8	56	7.0	40	0	2	29	14.5	29	0
11/12	vs. HOUSTON	3	11	3.7	6	1	4	56	14.0	21	0
11/20	vs. N.Y. GIANTS	9	45	5.0	12	1	2	16	8.0	9	0
11/26	at Buffalo	8	78	9.8	24	1	5	47	9.4	28	0
12/3	at Miami	5	46	9.2	32t	1	0	0	0.0	0	0
12/10	vs. INDIANAPOLIS	15	166	11.1	48t	2	1	15	15.0	15	0
12/17	at Tennessee	25	98	3.9	17	1	3	47	15.7	37	0
12/24	vs. NEW ENGLAND*	19	131	6.9	74t	2	6	41	6.8	11	0
12/31	at Kansas City	12	46	3.8	12	1	4	16	4.0	8	0
Totals		166	941	5.7	74t	^13	46	436	9.5	51t	2

		RUSHING					RECEIVING				
DATE	OPPONENT	ATT	YDS	AVG	LG	TD	NO	YDS	AVG	LG	TD
9/9	vs. TENNESSEE	7	32	4.6	23	0	3	28	9.3	20	0
9/16	vs. ATLANTA	11	31	2.8	9	0	1	10	10.0	10	0
9/23	at Denver	15	37	2.5	10	0	2	18	9.0	10	0
10/7	at Kansas City	9	82	9.1	52t	1	3	30	10.0	12	0
10/14	vs. HOUSTON	12	125	10.4	57t	2	4	59	14.8	25	0
10/22	vs. INDIANAPOLIS	13	52	4.0	12	1	3	17	5.7	7	0
10/28	at Tampa Bay	10	48	4.8	21	0	2	14	7.0	15	0
11/4	at New Orleans	5	28	5.6	12	0	2	31	15.5	22	0
11/11	at Tennessee	19	101	5.3	30	1	3	28	9.3	10	0
11/18	vs. SAN DIEGO	12	33	2.8	15	1	1	4	4.0	4	0
11/25	vs. BUFFALO	10	10	1.0	17t	1	2	16	8.0	10	0
12/2	at Indianapolis	11	52	4.7	22	1	1	5	5.0	5	0
12/9	vs. CAROLINA	11	24	2.2	6	0	2	21	10.5	13	0
12/16	at Pittsburgh	12	69	5.8	20	0	5	30	6.0	8	0
12/23	vs. OAKLAND	10	44	4.4	14t	1	6	96	16.0	43	0
12/30	at Houston										
					Did not play						
Totals		167	768	4.6	57t	^9	40	407	10.2	43	0

1/5	at Pittsburgh	8	29	3.6	10t	1	1	43	43.0	43t	1
1/12	at New England	6	19	3.2	10	0	6	49	8.2	18	0

		RUSHING					RECEIVING				
DATE	OPPONENT	ATT	YDS	AVG	LG	TD	NO	YDS	AVG	LG	TD
9/7	at Tennessee	5	13	2.6	11	0	4	37	9.3	15	0
9/14	vs. BUFFALO	7	17	2.4	9	1	3	25	8.3	15	0
9/21	at Indianapolis	19	107	5.6	18	1	4	59	14.8	26	0
9/28	vs. HOUSTON	7	32	4.6	19	0	2	17	8.5	12	0
10/5	vs. PITTSBURGH	5	7	1.4	3	1	6	23	3.8	10	0
10/12	at Denver	22	125	5.7	46t	2	2	23	11.5	12	0
10/26	vs. CLEVELAND	12	29	2.4	5	0	3	19	6.3	7	0
11/2	at Cincinnati	10	33	3.3	8	1	2	29	14.5	16	0
11/9	at Detroit	11	70	6.4	16	3	2	21	10.5	15	0
11/16	vs. TENNESSEE	17	66	3.9	15	2	3	27	9.0	11	0
11/23	vs. MINNESOTA	3	4	1.3	3	0	9	113	12.6	24	0
12/1	at Houston	12	49	4.1	14	0	3	22	7.3	16	0
12/7	at Chicago	12	55	4.6	14	0	7	47	6.7	19	1
12/14	vs. GREEN BAY*	12	48	4.0	15	1	4	22	5.5	14t	1
12/18	vs. INDIANAPOLIS*	20	91	4.6	15	0	7	71	10.1	17	0
12/28	at Baltimore*	23	78	3.4	23	0	1	10	10.0	10	0
Totals		^197	^824	4.2	46t	^12	62	565	9.1	26	2

		RUSHING					RECEIVING				
DATE	OPPONENT	ATT	YDS	AVG	LG	TD	NO	YDS	AVG	LG	TD
9/13	at Indianapolis*	21	97	4.6	26	1	5	26	5.2	13	0
9/20	vs. ARIZONA*	13	66	5.1	36	0	4	17	4.3	6	0
9/27	at Houston*	23	119	5.2	61t	3	4	28	7.0	8	0
10/4	vs. TENNESSEE*	6	14	2.3	9t	1	3	26	8.7	15	0
10/11	at Seattle*	12	34	2.8	18	0	5	23	4.6	10	0
10/18	vs. ST. LOUIS*	33	133	4.0	26	3	5	45	9.0	16	0
11/1	at Tennessee*	8	177	22.1	80t	2	1	-4	-4.0	-4	0
11/8	vs. KANSAS CITY*	29	97	3.3	10t	1	3	37	12.3	15	0
11/15	at New York Jets*	24	123	5.1	33t	1	2	22	11.0	19	0
11/22	vs. BUFFALO*	25	66	2.6	10	1	4	18	4.5	13	0
11/29	at San Francisco*	15	75	5.0	12	0	5	35	7.0	17	0
12/6	vs. HOUSTON*	24	76	3.2	15	0	1	6	6.0	6	0
12/13	vs. MIAMI*	18	59	3.3	13	1	2	24	12.0	17	0
12/17	vs. INDIANAPOLIS*	27	110	4.1	14	1	5	30	6.0	11	1
12/27	at New England*	18	63	3.5	14	0	3	35	11.7	17	0
1/3	at Cleveland*	16	82	5.1	30	0	1	6	6.0	6	0
Totals		^312	^1,391	4.5	80t	^15	53	374	7.1	19	1

		RUSHING					RECEIVING				
DATE	OPPONENT	ATT	YDS	AVG	LG	TD	NO	YDS	AVG	LG	TD
9/12	vs. DENVER*	23	98	4.3	18	0	3	15	5.0	8	0
9/19	at San Diego*	12	31	2.6	7	0	1	17	17.0	17	0
9/26	vs. PHILADELPHIA*	22	88	4.0	17	0	2	1	0.5	3	0
10/3	vs. INDIANAPOLIS*	26	105	4.0	14	1	2	16	8.0	8t	1
10/10	at Buffalo*	19	84	4.4	23	0	2	9	4.5	6	0
10/18	vs. TENNESSEE*	17	57	3.4	11	0	2	8	4.0	4	0
10/24	at Kansas City*	16	47	2.9	21	0	5	74	14.8	29	1
10/31	at Dallas*	27	135	5.0	24	0	2	13	6.5	10	0
11/14	vs. HOUSTON*	24	100	4.2	15	2	2	23	11.5	14	0
11/21	vs. CLEVELAND*	23	133	5.8	22	1	3	87	29.0	75	0
11/28	at New York Giants*	21	113	5.4	23	0	4	9	2.3	6	0
12/5	at Tennessee*	31	186	6.0	37	0	1	4	4.0	4	0
12/12	vs. OAKLAND*	23	101	4.4	30t	1	3	19	6.3	9	0
12/19	at Indianapolis*	15	46	3.1	12	0	2	22	11.0	14	0
12/26	vs. WASHINGTON				Inactive (knee)						
1/2	at Houston				Inactive (knee)						
Totals		^299	^1,324	4.4	37	#5	34	317	9.3	^75	2

		RUSHING					RECEIVING				
DATE	OPPONENT	ATT	YDS	AVG	LG	TD	NO	YDS	AVG	LG	TD
9/11	vs. TENNESSEE*	24	97	4.0	21t	1	0	0	0.0	0	0
9/18	at N.Y. Jets*	18	88	4.9	16	0	3	19	6.3	11	0
9/25	at Carolina*	24	122	5.1	39	0	3	45	15.0	24	0
10/2	vs. NEW ORLEANS*	11	84	7.6	41	0	1	3	3.0	3	0
10/9	vs. CINCINNATI*	19	85	4.5	25	1	0	0	0.0	0	0
10/16	at Pittsburgh*	22	96	4.4	19	0	2	8	4.0	11	0
10/24	vs. BALTIMORE*	30	105	3.5	12	0	2	-2	-0.5	1	0
10/30	at Houston*	18	63	3.5	10	1	1	11	11.0	11	0
11/13	at Indianapolis*	25	114	4.6	15	1	3	23	7.7	12	0
11/20	at Cleveland*	21	87	4.1	14	1	4	31	7.8	10	0
11/27	vs. HOUSTON*	18	99	5.5	29	0	4	67	16.8	31	0
12/5	vs. SAN DIEGO*	20	97	4.9	17	0	6	91	15.2	48	1
12/11	vs. TAMPA BAY*	27	85	3.1	14	2	6	51	8.5	17	2
12/15	at Atlanta*	17	112	6.6	43	0	1	1	1.0	1	0
12/24	at Tennessee*	24	103	4.3	24	1	6	21	3.5	14	0
1/1	vs. INDIANAPOLIS*	25	169	6.8	56	0	1	4	4.0	4	0
Totals		^343	^1,606	4.7	^56	^8	43	374	8.7	48	#3

* Started ^ Team Leader # Shared Team Lead



GAMES PLAYED/STARTED: 2009 (16/16), 2010 (16/16), 2011 (13/13)

NFL TOTALS: 45 games, 45 starts

POSTSEASON TOTALS: 0 games, 0 starts

TRANSACTIONS: Originally drafted in the third round (72nd overall) of the 2009 draft.

PRO: Fourth-year pro has emerged as one of the league's top tackles ... Has started 45 games in three seasons including 40 straight to begin his career ... Career totals include 198 tackles (119 solo), 5.5 sacks, 17 tackles for loss, six passes defended and one forced fumble ... Recorded 23 QB pressures in each of his first two seasons and had 17 in 2011 ... Ranked second on the team with four sacks in 2010, the fifth-most among AFC defensive tackles ... Started all 16 games as a rookie and joined CB Derek Cox as first pair of rookies in franchise history to start all 16 games in the season ... Nicknamed "Pot Roast" by former teammate Clint Ingram ... Selected with the first of back-to-back third-round picks ... Was one of 17 DTs selected in 2009 and was the only one to start every game the last two seasons ... Highest-drafted player from Temple since Lance Johnstone was selected with the 57th pick by Oakland in 1996 and first player drafted since 2005 (LB Rian Wallace, 2005) ...

2011: Started 13 games at DT ... Was inactive for three games with an ankle injury ... Registered 61 tackles (38 solo), five tackles for loss and one pass defended ... Ranked third on the club with 17 QB pressures ... Anchored NFL's ninth-ranked rushing defense (104.2) and helped club finish sixth in total defense (313.0) ... **9/11 vs. TEN:** Had three QB pressures and two tackles in season-opener ... **9/18 at NYJ:** Led DL with 10 tackles (four solo) with one for loss ... **9/25 at CAR:** Tallied seven tackles (six solo), one tackle for loss, one pass defended and three QB pressures ... Posted five tackles on **10/2 vs. NO** and seven tackles on **10/9 vs. CIN** ... **10/24 vs. BAL:** Made three tackles and one tackle for loss ... **10/30 at HOU:** Contributed seven tackles (three solo) with one for loss ... Was inactive on **11/13 at IND** with an ankle injury, snapping a streak of 40 consecutive starts to begin his career ... Was also inactive on **11/20 at CLE** and **11/27 vs. HOU** ... Returned to starting lineup on **12/5 vs. SD** and had two solo tackles and two QB pressures ... Finished with six tackles on **12/15 at ATL** ... Concluded season with five tackles, one tackle for loss and one QB pressure on **1/1 vs. IND** ...

2010: Started all 16 games for the second consecutive season and produced career-high numbers ... Totaled 84 tackles (52 solo), four sacks, one INT, four passes



11/1 at TEN: Tallied 10 tackles (seven solo) including one for loss on 49 snaps ... **11/8 vs. KC:** Teamed up with Daryl Smith to sack Matt Cassel in the fourth quarter ... **11/22 vs. BUF:** Totaled two solo tackles and a forced fumble ... **12/13 vs. MIA:** Made three tackles and sacked Chad Henne for a five-yard loss in the third quarter. Recovered a fumble on Derek Cox's INT return in the fourth quarter ... **12/17 vs. IND:** Made 14th start of the season, most by a rookie DL in team history, and finished with five tackles ... **1/3 at CLE:** Totaled seven tackles including a team-high four tackles for loss on 49 snaps.

COLLEGE: Three-year starter at Temple who saw significant action as a true freshman ... Played in 46 games with 34 starts and had 26.0 tackles for loss ... Had six career fumble recoveries and blocked four kicks ... Played in all 12 games with 11 starts as a senior and served as team captain ... Finished with 54 tackles (35 solo), 7.5 tackles for loss, five passes defended, team-high three fumble recoveries and one sack ... Played in all 12 games with 11 starts as a junior ... Named team's defensive MVP ... Finished with 8.5 tackles for loss and a team-high three fumble recoveries ... Led team with three blocked kicks ... Played in 12 games with 11 starts as a sophomore ... Made 57 tackles (32 solo), 6.5 tackles for loss, three sacks, two forced fumbles, two QB pressures and four passes defended ... Appeared in 10 games as a true freshman and made one start ... Finished with 17 tackles (10 solo), 3.5 tackles for loss and one forced fumble ... One of only 11 true freshmen to see action and one of five to earn starts ... Earned degree in criminal justice.

PERSONAL: Single ... Resides in Jacksonville, Fla. ... Attended Milford Academy (prep school) in New Berlin, N.Y. in 2004 ... Was two-year letterman at Windsor High School, playing TE and DE ... Earned all-state honors in 2003 ... Finished with 30 receptions for 400 yards and four TDs as a junior ... Elected to the Rhode Island-Connecticut All-Star Game ... Named All-CCC West League as a basketball player ... Nicknamed "Pot Roast" ... Visited Liberty Pines Elementary to speak with students in 2009 ... Participated in photo shoot to raise money for Boot Campaign, an organization that assists wounded returning combat military ... Filmed a commercial for Jacksonville Orthopaedic Institute ... Served Thanksgiving meals in 2010 to families from Community Connections ... Made several appearances the last three years as part of Team Teal initiative ... Son of Rochelle Knighton ... Full name is Terrance Knighton.

KNIGHTON'S REGULAR SEASON STATISTICS

TACKLES	GP/GS	TKL	SOLO	ASST	SACKS	FF	FR	PD	TFL
2009 Jacksonville	16/16	53	29	24	1.5	1	0	1	6
2010 Jacksonville	16/16	84	52	32	4.0	0	0	4	6
2011 Jacksonville	13/13	61	38	23	0.0	0	0	1	5
NFL totals: 3 years	45/45	198	119	79	5.5	1	0	6	17

INTERCEPTIONS	GP/GS	NO	YDS	AVG	LG	TD
2010 Jacksonville	16/16	1	-3	-3.0	-3	0



26 • DAWAN LANDRY
SAFETY
6-1 • 212 LBS.
GEORGIA TECH
BORN DECEMBER 30, 1982
BOULTE, LOUISIANA
ACQ. UNRESTRICTED FREE AGENT 2011 (BALTIMORE)
EXP.: 7TH YEAR

GAMES PLAYED/STARTED: 2006 (16/14, 1/1), 2007 (16/16), 2008 (2/2), 2009 (16/16, 2/2), 2010 (16/16, 2/2), 2011 (16/16)

NFL TOTALS: 82 games, 80 starts

POSTSEASON TOTALS: 5 games, 5 starts

TRANSACTIONS: Originally drafted by Baltimore in the fifth round (146th overall) of the 2006 draft ... Signed by Jacksonville as an unrestricted free agent on 7/31/11.

PRO: Enters his seventh season in the NFL, his second with the Jaguars ... Spent previous five seasons with the Baltimore Ravens ... Has started 80 of 82 games and has made seven starts in the postseason ... Owns current streak of 48 consecutive starts, the second-most among active NFL safeties (Adrian Wilson, Arizona, 59 starts) ... Started all 16 games in four of six seasons ... Has 11 career INTs and 39 passes defended ... Career totals also include 502 tackles (363 solo), 5.5 sacks, two forced fumbles and two fumble recoveries ... Established career-high with 115 tackles in his first season with Jaguars and tied for the team-lead with two INTs ... Has 25 career special teams tackles ... Surpassed 100 tackles in back-to-back seasons ... Was a fifth-round draft pick of the Ravens in 2006 ... College teammate of Jaguars LB Daryl Smith at Georgia Tech ... Brother, LaRon Landry, plays for the New York Jets ...

2011: Started all 16 games at S for the third consecutive season and fourth time overall ... Was the only DB to start all 16 games and one of only eight players overall ... Ranked third on the team with a career-high 115 tackles (69 solo) and tied for the team-lead with two INTs ... Added five passes defended, two tackles for loss, one forced fumble, one fumble recovery and split a sack ... Part of defensive unit that improved from 28th to sixth, the second-largest improvement in the NFL ... **9/11 vs. TEN:** Started at S and tied for the team-lead with seven tackles ... **9/25 at CAR:** Totaled six tackles and two passes defended ... **10/2 vs. NO:** Intercepted QB Drew Brees in the fourth quarter on a deflected pass. Finished with

nine tackles ... **10/16 at PIT:** Compiled eight tackles with one tackle for loss ... **10/24 vs. BAL:** Led secondary with six tackles ... **10/30 at HOU:** Forced a fumble of RB Ben Tate in the fourth quarter that was picked up Dwight Lowery and returned 23 yards. Registered 11 tackles ... **11/13 at IND:** Notched six tackles with one tackle for loss. Split a sack with DT Nate Collins for a four-yard loss on QB Dan Orlovsky in the fourth quarter ... **11/20 at CLE:** Led secondary with nine tackles and intercepted QB Colt McCoy at the three-yard line in the third quarter and returned it 28 yards. Marked his fourth career INT against the Browns, the most against any team ... Registered 10 tackles on **12/11 vs. TB** and **12/15 at ATL** ... **12/24 at TEN:** Recovered a fumble by RB Jamie Harper in the fourth quarter ... **1/1 vs. IND:** Posted a season-high 12 tackles (five solo) in season-finale ...

2010: Started all 16 games at SS for the second consecutive season ... Ranked second on the club with a career-high 111 tackles (83 solo) and added one sack, one forced fumble and one fumble recovery ... Added five special teams tackles ... Also returned a lateral from Ed Reed off an INT 23 yards for a TD on **11/21 at CAR** ... Established a career high with 12 tackles on **10/17 at NE** ... Had five tackles on **11/28 vs. TB** before leaving game with a concussion ... Posted seven tackles with two passes defended and a forced fumble on **12/13 at HOU** ... Led team with three special teams tackles on **12/26 at CLE** ... Started both postseason games and led team with 14 tackles ... Produced four tackles and an INT in AFC Wild Card win on **1/9 at KC**. Intercepted Matt Cassel, leading to a Ravens TD ... Led team with a postseason career-high 10 tackles and a half-sack in the AFC Divisional Playoff game on **1/15 at PIT** ...

2009: Started all 16 games at SS ... Earned team's Ed Block Courage Award after returning to starting lineup following a spinal cord concussion suffered in 2008 ... Ranked second on team with 82 tackles (74 solo) and tied for team lead with four INTs ... Added 11 passes defended and 10 special teams tackles ... Totaled three tackles, one pass defended and intercepted Peyton Manning on **11/22 vs. IND** ... **11/16 at CLE:** Registered six solo tackles and an INT, which he returned a career-long 48 yards for a TD ... Finished with seven tackles, two passes defended one INT in two postseason games ... Recorded seven tackles and an INT on **1/10 at NE** in AFC Wild Card win. Also received a lateral from Ed Reed on an INT and advanced it 25 yards ...

2008: Saw action in two games before being placed on injured reserve (neck/spinal cord concussion) ... Suffered the injury making a tackle on **9/21 vs. CLE** ... Finished season with 14 tackles (nine solo) ...

2007: Started all 16 games for the first time in career ... Totaled 91 tackles (73 solo), seven passes defended, one sack ... Recorded seven tackles and one QB hit as the Ravens finished with five INTs on **10/14 vs. STL** ... Posted a career-high 11 tackles (eight solo) on **12/23 at SEA** ...

2006: Appeared in all 16 games as a rookie with 14 starts ... Made 89 tackles (55 solo), a career-high five INTs and three sacks along with 13 passes defended ... The 89 tackles were second-highest rookie total in team history and he led all rookies in INTs ... Named to Pro Football Weekly/Professional Football Writers of America All-Rookie Team ... Made first career start on **9/10 at TB** and had five tackles and one pass defended ... Had first career INT on **10/15 vs. CAR**, snapping Jake Delhomme's streak of a franchise-record 150 passes without an INT ... Made career-high two INTs and returned one for 12 yards for first career TD on **10/29 at NO** ... Had 10 tackles (seven solo) and first career sack on **11/12 at TEN**.

COLLEGE: Played in 50 career games with 37 starts ... Was originally recruited as a QB, but moved to the secondary as freshman ... Finished career with 240 tackles, the third-most in school history ... Added 20.5 tackles for loss, seven INTs and three sacks ... Earned second-team All-ACC honors as senior at FS ... Spent sophomore and junior seasons at SS ... Played in every game on special teams as redshirt freshman ... Graduated in 2005 with a degree in business management.

PERSONAL: Single ... Attended Hahnville High (La.) ... Starred at QB and threw for 1,291 yards, rushed for 1,575 yards and accounted for 25 TDs as senior ... Led team to 11-0 regular season record before falling in the second round of the playoffs ... Also lettered in basketball ... Younger brother, LaRon, was drafted by the Washington Redskins in the first round (sixth overall) in the 2007 NFL Draft ... Participated in Play 60 initiative in Baltimore ... Supported several Ravens charitable events ... Full name: Dawan Frank Landry.

LANDRY'S REGULAR SEASON STATISTICS

TACKLES	GP/GS	TKL	SOLO	ASST	ST	SACKS	FF	FR	PD
2006 Baltimore	16/14	89	55	34	4	3.0	0	0	13
2007 Baltimore	16/16	91	73	18	5	1.0	0	0	7
2008 Baltimore	2/2	14	9	5	1	0.0	0	0	0
2009 Baltimore	16/16	82	74	8	10	0.0	0	0	11
2010 Baltimore	16/16	111	83	28	5	1.0	1	1	3
2011 Jacksonville	16/16	115	69	46	0	0.5	1	1	5
NFL totals: 6 years	82/80	502	363	139	25	5.5	2	2	39

INTERCEPTIONS	GP/GS	NO	YDS	AVG	LG	TD
2006 Baltimore	16/14	5	101	20.2	37	1
2007 Baltimore	16/16	0	0	0.0	0	0
2008 Baltimore	2/2	0	0	0.0	0	0
2009 Baltimore	16/16	4	89	22.2	48t	1
2010 Baltimore	16/16	0	23	0.0	23t	1
2011 Jacksonville	16/16	2	28	14.0	28	0
NFL totals: 6 years	82/80	11	241	21.9	48t	3



LANDRY'S POSTSEASON STATISTICS

	GP/GS	TKL	SOLO	ASST	SACKS	FF	FR	INT	PD
2006 Baltimore	1/1	1	0	1	0.0	0	0	0	0
2009 Baltimore	2/2	7	4	3	0.0	0	0	1	2
2010 Baltimore	2/2	14	7	7	0.5	0	0	1	2
NFL totals: 6 years	5/5	22	11	11	0.5	0	0	2	4



92 • AUSTEN LANE

DEFENSIVE END

6-6 • 265 LBS.

MURRAY STATE

BORN NOVEMBER 9, 1987

IOLA, WISCONSIN

ACQ. 5TH ROUND OF 2010 DRAFT

EXP.: 3RD YEAR

GAMES PLAYED/STARTED: 2010 (11/9), 2011 (6/1)**NFL TOTALS:** 17 games, 10 starts**POSTSEASON TOTALS:** 0 games, 0 starts**TRANSACTIONS:** Originally drafted in the fifth round (153rd overall) of the 2010 draft.

PRO: Third-year DE has played in 17 games with 10 starts ... Career totals include 49 tackles (27 solo), two tackles for loss and one sack ... Fifth-round draft pick in 2010 ... Missed final 10 games in 2011 with a shoulder injury ... Saw extensive action as a rookie and finished season with 13 QB pressures ... Was inserted into the starting lineup for the final nine games in 2010 following injury to Aaron Kampman ... Was regarded as top defensive player in FCS ranks at Murray State ... Finished career with a school-record 29 sacks and 55 tackles for loss ... Received only one scholarship offer out of high school, by Murray State ... First player drafted by the Jaguars from Murray State in franchise history, and the highest-drafted player in school history ...

2011: Appeared in six games with one start ... Was placed on injured reserve on Oct. 18 with a shoulder injury and missed the final six games ... Finished with 16 tackles (seven solo), one sack and three QB pressures ... Had two tackles and one QB pressure on **9/18 at NYJ** ... Made lone start on **9/25 at CAR** and registered five tackles on 45 snaps along with two QB pressures ... Totaled four tackles and made his first career sack on **10/2 vs. NO** ... Had one special teams tackle on **10/9 vs. CIN** ... Played 10 snaps on **10/16 at PIT** before suffering a shoulder injury ...

2010: Played in 11 games as a rookie and made nine starts ... His nine starts were the second-most among rookies (Tyson Alualu, 16) ... Was youngest (11/9/87) defensive end in the NFL to start eight or more games in 2010 ... Totaled 33 tackles (20 solo), 13 QB pressures and two tackles for loss ... Was inactive for the first four weeks and started final nine games following injury to Aaron Kampman ... Made NFL debut on **10/10 at BUF** and played four snaps ... Was inactive **10/24 at KC** ... Earned first career start at DE on **10/31 at DAL** and had three tackles, one tackle for loss and two QB hits ... Tallied five tackles and two QB hits on **11/28 at NYG** ... Produced career-high six tackles including one for loss along with one QB hit on **12/18 at IND** ... Played a season-high 44 snaps on **12/26 vs. WAS** and had five tackles and two QB hits ...

COLLEGE: Started 40 of 43 games ... Holds school record with 29 sacks and 55 tackles for loss ... Totaled 211 tackles, 42 QB pressures, seven forced fumbles, three fumble recoveries, five passes defended, one INT and four blocked kicks ... Became first player in school history with 10-plus sacks and 20-plus tackles for loss in two different seasons ... Started all 11 games at RDE as a senior and finished with career-high 65 tackles ... Recorded 11 sacks, 20.5 tackles for loss and 19 QB pressures ... Served as team captain ... First-team FCS All-America selection by The NFL Draft Report ... Named OVC Defensive Player of the Year by The Gridiron Report ... Ranked fourth in the nation with an average of 1.1 sacks per game and ranked third with 1.86 tackles for loss per game ... Tied for fifth in nation with four forced fumbles ... Scooped up a fumble and scored a TD in the Senior Bowl ... Played in 12 games with 10 starts as a junior ... First-team All-America and All-OVC selection by The NFL Draft Report ... Led OVC and ranked fourth in the FCS with 12 sacks and 22 tackles for loss, both school single-season records ... Added 11 QB pressures, three fumble recoveries, three forced fumbles and one blocked kick ... Made 10 starts at RDE as a sophomore and led DL with 49 tackles ... Added six QB pressures, one pass defended and one blocked kick ... Started nine of 10 games as a freshman at RDE ... Totaled 34 tackles, 2.5 sacks and blocked two extra point attempts (PATs) ... Added six special teams tackles ... Majored in journalism.

PERSONAL: Single ... Resides in Iola, Wis. ... Attended Iola-Sandinavia High School ... Had less than 60 people in his graduating class ... Totaled 14.5 sacks, 134 tackles, four fumbles and blocked five kicks as a senior ... Added 31 receptions for 717 yards (23.1 avg.) and 13 TDs ... Earned all-conference and all-region honors as both DE and TE ... Also lettered for two seasons on basketball team ... Made several appearances on behalf of Team Teal ... Signed autographs at annual Blood Drive at EverBank Field ... Distributed food to local families at Winn-Dixie ... Son of Julie and Mark Maher ... Twitter handle is @A_Train_92 ... Full name: Austen D. Lane.

LANE'S REGULAR SEASON STATISTICS

	GP/GS	TKL	SOLO	ASST	SACKS	FF	FR	PD	TFL
2010 Jacksonville	11/9	33	20	13	0.0	0	0	0	2
2011 Jacksonville	6/1	16	7	9	1.0	0	0	0	0
NFL totals: 2 years	17/10	49	27	22	1.0	0	0	0	2



89 • MERCEDES LEWIS

TIGHT END

6-6 • 272 LBS.

UCLA

BORN MAY 19, 1984

LONG BEACH, CALIFORNIA

ACQ. 1ST ROUND OF 2006 DRAFT

EXP.: 7TH YEAR

GAMES PLAYED/STARTED: 2006 (15/3), 2007 (16/16, 2/2), 2008 (16/15), 2009 (15/15), 2010 (16/16), 2011 (15/15)**NFL TOTALS:** 93 games, 80 starts**POSTSEASON TOTALS:** 2 games, 2 starts**TRANSACTIONS:** Originally drafted in the first round (28th overall) of the 2006 draft.

PRO: Seventh-year pro is considered one of the league's best TEs ... Has started 80 of 93 games and has missed only three games in his career ... Became Jaguars first Pro Bowl tight end after he earned honors in 2010 ... Former first-round pick ranks fifth in franchise history in career receiving yards (2,684), sixth in receptions (220), eighth in TDs (17), third in yards per reception (12.2) and receptions of 25-plus yards (22) ... Owns team record for career TDs and receiving yards by a TE and enters 2012 season 22 catches shy of most receptions (Kyle Brady, 241) ... Tied franchise record for single-season TD receptions (10) in 2010 ... Has 22 career receptions of 25-plus yards, the most by a Jaguars TE in team history ... Led all NFL TEs in average per catch in 2009 and again in 2010 ... Team captain in 2011 ... Highest drafted TE in Jaguars history ... Winner of 2005 Mackey Award, given to nation's top collegiate TE ... Second TE taken in 2006 draft behind Maryland's Vernon Davis (6th overall) ... Was teammate of Jaguars RB/KR Maurice Jones-Drew at UCLA ... Former basketball player who was heavily recruited to college ...

2011: Started 15 games at TE ... Team captain ... Led team with 460 receiving yards on 39 receptions (11.8 avg.) ... One of five tight ends (Jason Witten, Dallas; Owen Daniels, Houston; Jimmy Graham, New Orleans; Dustin Keller, New York Jets) to lead team in receiving yards ... Ranked second on club with 85 passes thrown his way ... Had two receptions of 25-plus yards ... **9/11 vs. TEN:** Had two receptions for 28 yards in season-opener and left game early with a calf injury ... Was inactive on **9/18 at NYJ** ... Made three receptions for 38 yards on **10/2 vs. NO** and two catches for 29 yards on **10/16 at PIT** ... **10/30 at HOU:** Posted four receptions for 45 yards with a 21-yarder in the second quarter. Surpassed Fred Taylor (2,361) for fourth place in team history for career receiving yards ... **11/20 at CLE:** Established career-high with seven receptions for 64 yards. Became sixth player in team history with 200 career receptions and only second TE to accomplish the feat (Kyle Brady, 241) ... Hauled in four receptions for 47 yards with a long of 25 yards on **11/27 vs. HOU** ... **12/11 vs. TB:** Registered a career-high 77 receiving yards on two receptions. Had a career-long 62-yard reception in the second quarter from Blaine Gabbert ... **12/15 at ATL:** Had a 22-yard reception in the fourth quarter ... **1/1 vs. IND:** Led team with three receptions for 33 yards in season-finale ...

2010: Earned first Pro Bowl honors after career-best 58 receptions for 700 yards and 10 TDs ... The 10 TDs tied a single-season franchise record ... Was voted backup for Pro Bowl but became starter after Antonio Gates withdrew ... Receptions and yards were second-best ever by a Jaguars TE ... Finished second on team and ninth among NFL TEs in receptions, and his 12.1-yard average and 10 TDs were tops among TEs ... Started all 16 games for second time in career and was only Jaguar to make multiple receptions in every game ... Ranked second on club with 88 passes thrown his way and 37 receptions resulting in first downs ... Tied with Mike Thomas for team-lead with six receptions of 25-plus yards ... Named to Peter King's CNN.com NFL All-Pro Team ... Blocked for a rushing attack that ranked third in the NFL (149.7) ... **9/12 vs. DEN:** Scored on both catches, from 21 and 10 yards to lead win ... Had season-high 70 receiving yards **9/19 at SD** ... Caught 15-yard TD pass on **10/3 vs. IND** and followed with 2 TDs on **10/10 at BUF**, breaking team single-season record for TEs with fifth TD ... **10/31 at DAL:** Turned in third multiple-TD game of season including season-long 42-yarder. Nine-yard TD catch was 14th of career, breaking team TE record held by Kyle Brady (13) ... **11/21 vs. CLE:** Made five receptions for 66 yards and eighth TD of season ... Scored on **12/12 vs. OAK** and tied career-high with 6 receptions for 63 yards **12/19 at IND** ... Scored 10th TD in finale **1/2 at HOU** to tie team single season record for TD receptions held by Reggie Williams ...

2009: Started 15 games at TE and produced then career-high 518 yards on 32 receptions for two touchdowns ... Led team with 16.2 average per reception, the highest average per reception among NFL tight ends ... Tied for team-lead and ranked fourth among NFL tight ends with career-high eight receptions of 25-plus yards, the most in a season by a Jaguars TE ... Sustained a head injury in week 16 and was inactive for the season-finale ... **9/20 vs. ARI:** Posted three receptions



for 62 yards with a 25-yard TD reception ... **10/4 vs. TEN:** Had four receptions for career-high 76 yards and became only third TE (Pete Mitchell, Kyle Brady) to surpass 100 career receptions. Recorded a 33-yard TD pass from David Garrard ... **11/15 at NYJ:** Registered 58 yards on two receptions including a 33-yard reception on the game-winning drive in the fourth quarter. Made an acrobatic 25-yard catch in the second quarter ... **11/22 vs. BUF:** Finished with 70 yards on three receptions including a 35-yard catch in the fourth quarter. The 35-yard reception tied Kyle Brady (6, 2000) for the most receptions of 25-plus yards in a season by a TE ... **11/29 at SF:** Totaled three receptions for 40 yards including a 22-yard grab in the third quarter ... **12/6 vs. HOU:** Hooked up with Garrard for a career-long 47-yard reception in the first quarter ... **12/17 vs. IND:** Produced 53 yards on four receptions with a long of 25 yards. Established a career-high for single-season receiving yards ... **12/27 at NE:** Sustained head injury in the first quarter and did not return ...

2008: Played in all 16 games for the second consecutive season and made 15 starts ... Finished with 41 receptions for 489 yards and two TDs ... Became first Jaguars TE since Kyle Brady (43, 2002) to have 40-plus receptions in a season and had the most receiving yards by a tight end since 2000 (Brady, 729) ... Had four-plus receptions in five games and finished with a reception of 19-plus yards in eight of the last 12 games ... Selected to USA Today All-Joe Team, which goes to players and coaches who have overachieved and are often overlooked ... **10/5 vs. PIT:** Scored first TD of the season on a 24-yard pass from David Garrard ... **10/12 at DEN:** Registered second straight game with a TD with 30-yard reception for the game-winning score. Finished with three receptions for 64 yards ... Recorded four receptions for 64 yards on **11/9 at DET** ... Posted four receptions for 41 yards on **11/23 vs. MIN** ... Made season-high six receptions for 55 yards on **12/18 vs. IND** ...

2007: Started a career-high 16 games and both playoff games ... Finished with 37 receptions for 391 yards and two TDs ... Only player to start all 16 games ... Helped pave the way for the Jaguars to rank second in the NFL with 2,391 rushing yards (149.4 avg.), the second-most in team history ... **9/9 vs. TEN:** Tied for team-lead with four receptions for 35 yards ... **9/23 at DEN:** Led team with three receptions for 44 yards ... **11/18 vs. SD:** Scored first TD of the season on pass from David Garrard ... **11/25 vs. BUF:** Recorded five receptions for 57 yards ... **12/2 at IND:** Had five receptions including a two-yard TD pass ... **1/5 at PIT:** Started at TE in AFC Wild Card game and totaled two receptions for 16 yards in first career postseason game ... **1/12 at NE:** Led team with 74 receiving yards on four receptions in AFC Divisional game ...

2006: Played in 15 games with three starts ... Totaled 13 receptions for 126 yards and one TD ... Missed final three preseason games after suffering ankle injury in preseason opener **8/12 at MIA** and was inactive for season-opener **9/10 vs. DAL** ... **10/1 at WAS:** Registered 31-yard yard catch ... **10/8 vs. NYJ:** Made first career start ... **11/26 at BUF:** Scored first career TD on one-yard pass from David Garrard.

COLLEGE: Winner of 2005 Mackey Award, given to nation's top TE ... Started 32 of 49 games in four seasons ... Set school record for TEs with career totals of 126 receptions for 1,571 yards and 21 TDs ... Unanimous All-America and All-Pac 10 selection as a senior, finishing with 59 receptions for 741 yards and 10 TDs ... Second among Division I-A TEs with 4.8 receptions per game as a senior ... Started 10 of 12 games as a junior and recorded team-high seven receiving TDs ... Started eight of 13 games as a sophomore and ranked second on team with 30 receptions for 377 yards and three TDs ... Appeared in all 12 games with two starts as a true freshman ... Majored in history.

PERSONAL: Resides in Long Beach, Calif. ... Attended Poly (Long Beach, Calif.) High ... Was heavily recruited in basketball after lettering for three years ... Played QB as a freshman before moving to TE for final three seasons ... Named Parade All-America, Super Prep Elite 50 and Super Prep All-America as senior ... Had 44 receptions for 710 yards and seven sacks at DE as a senior ... Supports the charitable efforts of his teammates ... Honored with 2008 Morgan Stanley Barney Community Leader of the Year Award for his work in the community ... Is a frequent visitor to the Jacksonville Humane Society where he was guest at Camp Kindness in 2009 and served as judge at the 2010 Fur Ball Gala ... Has an English Mastiff, Crush ... Established the Mercedes Lewis Foundation in 2009 to support youth by awarding scholarships to those that wouldn't be able to participate in sports without financial assistance. The ultimate goal is to send a child from Long Beach to college on a full scholarship on an annual basis ... Served as guest speaker in 2009 and 2010 to graduating class at Long Beach Poly ... Hosted youth football camp the last three years at Long Beach State University. ... Participated both financially and in person at the 2009 Shop with a Jock event at Wal-Mart where more than 50 children from the Bridge of Northeast Florida and the Mali Vai Washington Kids Foundation were treated to a shopping spree ... Attended several Team Teal events in 2010 ... Participated in basketball shooting contest in 2010 to raise for First Coast High School ... Featured in commercial for Jacksonville Orthopaedic Institute ... Purchased gift cards for children of Daniel Memorial in December 2010 ... Says of his mother, Yvonne Withers, "the strongest person I know" as she gave birth to him at 15 years old ... Full name: Mercedes Alexis Lewis.

LEWIS' REGULAR SEASON STATISTICS

RECEIVING	GP/GS	NO	YDS	AVG	LG	TD
2006 Jacksonville	15/3	13	126	9.7	31	1
2007 Jacksonville	16/16	37	391	10.6	25	2
2008 Jacksonville	16/15	41	489	11.9	30t	2
2009 Jacksonville	15/15	32	518	16.2	47	2
2010 Jacksonville	16/16	58	700	12.1	42t	@ 10
2011 Jacksonville	15/15	39	*460	11.8	62	0
NFL totals: 6 years	93/80	220	2,684	12.2	62	17

* Team Leader @ Team Record

LEWIS' POSTSEASON STATISTICS

RECEIVING	GP/GS	NO	YDS	AVG	LG	TD
2007 Jacksonville	2/2	6	90	15.0	34	0

LEWIS' SINGLE-GAME CAREER HIGHS

RECEPTIONS: 7 (11/20/11 at Cleveland)
RECEIVING YARDS: 77 (12/11/11 vs. Tampa Bay)
LONGEST RECEPTION: 62 (12/11/11 vs. Tampa Bay)
RECEIVING TOUCHDOWNS: 2, 3 times (last 10/31/10 at Dallas)



25 • DWIGHT LOWERY

DEFENSIVE BACK

5-11 • 212 LBS.

SAN JOSE STATE

BORN JANUARY 23, 1986

SANTA CRUZ, CALIFORNIA

ACQ. TRADE FROM N.Y. JETS 2011

EXP.: 5TH YEAR

GAMES PLAYED/STARTED: 2008 (16/10), 2009 (13/6, 3/1), 2010 (14/3, 3/0), 2011 (13/11)

NFL TOTALS: 56 games, 30 starts

JAGUARS TOTALS: 13 games, 11 starts

POSTSEASON TOTALS: 6 games, 1 starts

TRANSACTIONS: Originally drafted by the New York Jets in the fourth round (114th overall) of the 2008 draft ... Traded to Jacksonville on 9/3/10.

PRO: Fifth-year pro has played in 56 career games with 30 starts ... Started 11 games for the Jaguars at safety in 2011 after he was acquired via trade with the New York Jets on Sept. 3 ... Tied for the team-lead with two interceptions in 2011 despite missing three games with a shoulder injury ... Resigned with the club in the 2012 offseason ... Spent three seasons with the Jets after being selected in the fourth round of the 2008 draft ... Career totals include 158 tackles (122 solo), nine INTs, three sacks, 43 passes defended, five forced fumbles and four fumble recoveries ... Added four career special teams tackles ... Has at least two INTs in each of past three seasons and two of nine career INTs were returned for TDs ... Dubbed "The Closer" by his Jets teammates for his tendency to make a play at the end of the game ...

2011: Appeared in 13 games with 11 starts at safety in first season with the Jaguars ... Registered 47 tackles (31 solo), 10 passes defended, one sack, one fumble recovery and one QB pressure ... Tied for the team-lead with two INTs ... Slowed by shoulder injury in the final six games ... **9/11 vs. TEN:** Sealed the victory in Jaguars debut with an interception of Matt Hasselbeck with 23 seconds left in the fourth quarter ... **9/25 at CAR:** Inserted into starting lineup and made six tackles and three passes defended ... **10/2 vs. NO:** Started at S and tallied a career-high 11 tackles (seven solo) along with two passes defended and one tackle for loss ... **10/9 vs. CIN:** Did not miss a snap. Picked off Andy Dalton in the second quarter and returned it 30 yards to the Bengals two-yard line ... **10/24 vs. BAL:** Sacked QB Joe Flacco for a seven-yard loss in the third quarter ... **10/30 at HOU:** Recovered a fumble by RB Ben Tate in the fourth quarter and returned it 23 yards to set up a Jaguars TD. Added four tackles. ... **11/20 at CLE:** Compiled seven tackles (five solo) ... **12/5 vs. SD:** Totaled five tackles (four solo) and two passes defended on 31 snaps. Left game with a shoulder injury ... **12/11 vs. TB:** Inactive with a shoulder injury ... **12/15 at ATL:** Started but played only one snap before re aggravating his shoulder ... Was inactive in final two games on **12/24 at TEN** and **1/1 vs. IND** ...

2010: Played in 14 games with three starts ... Finished with 21 tackles (14 solo), three INTs, two sacks, two QB pressures, six passes defended and two fumble recoveries ... His three INTs tied for the team-lead ... Was inactive for two games with a head injury ... Started final three games at safety after injury to Eric Smith ... Registered first sack of season on **10/3 at BUF** when he brought down QB Ryan Fitzpatrick for a six-yard loss ... Picked off Brett Favre on **10/11 vs. MIN** and raced 26 yards for a TD ... Provided defensive play of the game the following week on **10/17 at DEN** by recovering an aborted snap by QB Kyle Orton with 42 seconds to play ... Had two solo tackles and sacked QB Aaron Rodgers for a five-yard loss on **10/31 vs. GB** ... Scored second TD of season on **12/26 at CHI** when he intercepted a Jay Cutler pass and returned it 20 yards for a score ... Picked off QB



Levi Brown on the final defensive play of the game on **1/2 vs. BUF** to tie CB Antonio Cromartie for team lead in INTs with three ... Saw action in all three post-season games ... Had three tackles and two passes defended in AFC Divisional Playoff game on **1/16 at NE** ...

2009: Saw action in 13 games with six starts ... Part of NFL's top-ranked defense in total yards allowed, points allowed and passing yards allowed ... Finished with 32 tackles, three INTs, 10 passes defended and one fumble recovery ... Added two special teams tackles ... Intercepted Ryan Fitzpatrick in overtime on **10/18 vs. BUF** ... Picked off Curtis Painter on **12/27 at IND** ... Played major role in holding Bengals to zero net passing yards on **1/3 vs. CIN**. Intercepted Carson Palmer with 30 seconds remaining in first half which led to a Jets FG ... Started at CB in AFC Championship game on **1/24 at IND** and had five tackles and one pass defended ...

2008: Played in all 16 games as a rookie with 10 starts ... Totaled 58 tackles, one INT, five forced fumbles and 17 passes defended ... Made NFL debut in a starting role on **9/7 at MIA** and had four tackles and three passes defended ... Had two passes defended on **9/22 at SD** ... Registered a career-high nine tackles (eight solo) along with a forced fumble on **9/28 vs. ARI** ... Forced a fumble in the fourth quarter on **11/2 at BUF** ... Recorded first career INT on **11/30 vs. DEN** off Jay Cutler which led to a Jets FG ... Had a career-best two forced fumbles on **12/21 at SEA**. Stripped TE Will Heller in the second quarter and FB Leonard Weaver in the third quarter at the five-yard line.

COLLEGE: Started 25 games at San Jose State after transferring from Cabrillo College ... Finished career at San Jose State with 13 INTs for 147 return yards and one TD ... Added 315 yards and one TD on 24 punt returns ... Also deflected 14 passes, recovered three fumbles and posted 92 tackles (53 solo) ... Started all 12 games at CB as a senior and collected 44 tackles, seven passes defended and four INTs ... First-team AFCA All-America and All-WAC selection ... Had a 24-yard INT return for a TD against Hawaii ... Recorded a school-record nine INTs as a junior including picks in four straight games ... Earned third-team AP All-America honors and first-team All-WAC honors ... In two seasons at Cabrillo College saw action mainly at FS ... Finished with 13 INTs, 95 tackles, two fumble recoveries and six passes defended ... Also scored on a blocked punt, a blocked field goal and a kickoff return ... Majored in sociology.

PERSONAL: Married (Ashley) ... Attended Soquel High (Calif.) and had 20 INTs in 20 career games ... Set county record with seven INTs in a game vs. Sacred Heart ... Also lettered in basketball where he was a three-year starter ... Raised by his mother, Tracy Rivers ... Sister, Aujanee, had open-heart surgery as a baby to correct a heart defect, and Lowery grew to be her father-figure ... Attended Project Hope at Times Square Church in 2008 to greet and support U.S. military members and underprivileged youth ... Helped raise funds for Lupus research by participating in the ALR Long Island Walk With Us to Cure Lupus in 2008 ... Full name: Dwight

LOWERY'S REGULAR SEASON STATISTICS

TACKLES	GP/GS	TKL	SOLO	ASST	ST	SACKS	FF	FR	PD
2008 N.Y. Jets	16/10	58	50	8	0	0.0	5	0	17
2009 N.Y. Jets	13/6	32	27	5	0	0.0	0	1	10
2010 N.Y. Jets	14/3	21	14	7	4	2.0	0	2	6
2011 Jacksonville	13/11	47	31	16	0	1.0	0	1	10
NFL totals: 4 years	56/30	158	122	36	4	3.0	5	4	43

INTERCEPTIONS	GP/GS	NO	YDS	AVG	LG	TD
2008 N.Y. Jets	16/10	1	0	0.0	0	0
2009 N.Y. Jets	13/6	3	41	13.7	34	0
2010 N.Y. Jets	14/3	3	87	29.0	41	2
2011 Jacksonville	13/11	2	26	13.0	30	0
NFL totals: 4 years	56/30	9	154	17.1	41	2

LOWERY'S POSTSEASON STATISTICS

TACKLES	GP/GS	TKL	SOLO	ASST	SACKS	FF	FR	INT	PD
2009 N.Y. Jets	3/1	10	9	1	0.0	0	0	0	3
2010 N.Y. Jets	3/0	3	2	1	0.0	0	0	0	2
NFL totals: 4 years	6/1	13	11	2	0.0	0	0	0	5

JAGUARS IN THE AIR

The Jaguars will travel approximately 8,940 miles to their 2012 regular season road games.

Oakland	2,765	Houston	870
Minnesota	1,461	Indianapolis	694
Green Bay	1,267	Tennessee	491
Buffalo	1,042	Miami	350



27 • RASHEAN MATHIS

CORNERBACK
6-1 • 195 LBS.
BETHUNE-COOKMAN
BORN AUGUST 27, 1980
JACKSONVILLE, FLORIDA
ACQ. 2ND ROUND OF 2003 DRAFT
EXP.: 10TH YEAR

GAMES PLAYED/STARTED: 2003 (16/16), 2004 (16/16), 2005 (16/16,1/1), 2006 (16/16), 2007 (14/14, 2/2), 2008 (12/12), 2009 (10/10), 2010 (16/16), 2011 (9/9)

NFL TOTALS: 125 games, 125 starts

POSTSEASON TOTALS: 3 games, 3 starts

TRANSACTIONS: Originally drafted in the second round (39th overall) of the 2003 draft.

PRO: Veteran CB re-signed with the Jaguars in the offseason ... Owns franchise records with 30 career INTs, three INT returns for touchdowns, 512 INT return yards and 35 takeaways ... Ranked fourth in team history with 125 starts and sixth with 125 games played since he was selected in the second round of the 2003 draft ... Career totals include 538 tackles (398 solo), four forced fumbles, five fumble recoveries, 103 passes defended, 13 tackles for loss and one sack ... Added 10 special teams tackles ... Ranked sixth in franchise history in tackles ... Added one kickoff return and six punt returns ... Missed final seven games of 2011 season after suffering a season-ending knee injury against Indianapolis ... Recorded two INT returns for TDs in 2008, tied for the second-most in the NFL and tied Aaron Beasley (1999) for the single-season franchise record ... Became first Jaguars CB to be voted to the Pro Bowl as he was named a starter in 2006 and was named first alternate in 2007 ... Started 74 consecutive games to begin his career before missing two games in 2007 with a groin injury, the second-longest streak in franchise history ... Recorded three of the four longest INT returns in franchise history including a 72-yard return for a score against Pittsburgh on Oct. 5, 2008, the second-longest in team history ... Owns two of the three top marks for INT return yards in a season including the second-most of 151 in 2008 ... Has recorded four two-INT games ... Had two INTs on back-to-back possessions including one for a TD in 2007 postseason win at Pittsburgh, the Jaguars' first postseason win since 1999 ... Part of defense that set the franchise record for INTs in 2006 and 2007 with 20 ... Tied for third in the NFL with a team-record eight INTs in 2006 ... Became only fifth Jaguar to make 16 starts as a rookie, starting first six games at free safety and 10 at CB ... First player chosen by Jaguars out of Bethune-Cookman ... Fourth-highest defensive back ever chosen by Jaguars behind Donovan Darius (No. 25 in 1998), Fernando Bryant (No. 26 in 1999), and Reggie Nelson (No. 21 in 2007) ... Was one of college football's best ever at intercepting the football (14 in 2002, 31 total) ... Native of Jacksonville played football at Englewood High School ...

2011: Started the first nine games at LCB ... Suffered a season-ending knee injury on Nov. 13 at Indianapolis and was placed on injured reserve ... Led team with 12 passes defended despite missing final seven games ... Totaled 36 tackles (27 solo), one INT, one tackle for loss and one fumble recovery ... **9/11 vs. TEN:** Did not miss a snap in the season-opener and made two tackles ... **9/18 at NYJ:** Led secondary with 10 tackles (eight solo) and intercepted Mark Sanchez in the second quarter. Marked his third INT in five career games against the Jets ... **9/25 at CAR:** Recorded five tackles and led team with four passes defended ... **10/2 vs. NO:** Made seven tackles ... **10/9 vs. CIN:** Did not miss a snap and registered four tackles and one pass defended ... **10/24 vs. BAL:** Had two solo tackles and a team-high four passes defended. Recovered a fumble by RB Ray Rice in the first quarter, the first of the season for the Jaguars ... **10/30 at HOU:** Totaled four solo tackles and two passes defended. Saw his first action as a punt returner since 2006 with a fair catch ... **11/13 at IND:** Played 20 snaps before leaving with a knee injury in the second quarter. Was placed on injured reserve on Nov. 14 ...

2010: Started all 16 games at LCB for the fifth time in his career and first time since 2006 ... One of only eight players to start all 16 games ... Compiled 59 tackles (36 solo), seven passes defended and one INT ... **9/12 vs. DEN:** Recorded four tackles and a team-high two passes defended ... **10/18 vs. TEN:** Did not miss a snap and totaled four tackles ... Made a season-high seven tackles in back-to-back games on **10/24 at KC** and **10/31 at DAL** ... Registered only INT of the season against the Cowboys on Jon Kitna ... Posted four tackles on **11/21 vs. CLE** and **11/28 at NYG** ...

2009: Made 10 starts at LCB and missed six games due to injuries ... Totaled 40 tackles, three INTs, seven passes defended, two forced fumbles and one QB pressure ... Ranked second on the team with three INTs and four takeaways and tied for team-lead in passes defended ... Served as team captain ... **9/13 at IND:** Played all 70 snaps and finished with three tackles and two passes defended ... **9/20 vs. ARI:** Had six tackles, one forced fumble and one fumble recovery ... **9/27 at HOU:** Recorded a takeaway in his second consecutive game with an INT of Matt Schaub on the opening drive of the game ... **10/11 at SEA:** Totaled seven tackles and one pass defended on 60 plays ... **10/18 vs. STL:** Intercepted Marc Bulger in the end zone in the first quarter ... **11/1 at TEN:** Inactive (finger) ... **11/15 at NYJ:** Intercepted Mark Sanchez on the first play of the game and forced a Braylon Edwards fumble in the third quarter that was recovered by Clint Ingram ... Missed four consecutive games with a groin injury, **11/22 vs. BUF**, **11/29 at SF**, **12/6 vs. HOU** and **12/13 vs. MIA** ... **12/17 vs. IND:** Returned to the lineup and had six tackles on 52 snaps ... Was inactive (groin) for the season-finale on **1/3 at CLE**



2008: Started first 12 games at LCB before suffering a season-ending knee injury on Dec. 1 at Houston ... Served as team captain ... Tied for team-lead with four INTs for a team-high 151 return yards and returned two for TDs ... The two returns for TDs tied for first in the AFC and second in the NFL, and the 151 return yards ranked fifth in the NFL ... Finished with 33 solo tackles, one sack, one forced fumble, one fumble recovery and five passes defended ... 9/21 at IND: Recorded first INT of the season off Peyton Manning and returned it 61 yards for a TD, the third-longest INT return in franchise history, in 23-21 win ... 9/28 vs. HOU: Left game in the second quarter with a bruised shin and did not return ... 10/5 vs. PIT: Picked off Ben Roethlisberger and returned it 72 yards for a TD, setting a franchise record with his third career INT return for a score. The 72-yard return was the second-longest in team history ... 10/12 at DEN: Recovered a fumble off Jay Cutler in the second quarter ... 11/9 at DET: Made third INT of the season off Daunte Culpepper on the opening drive ... 11/23 vs. MIN: Had five solo tackles including his first career sack ... 12/1 at HOU: Stepped in front of a Sage Rosenfels pass in the first half for his first career INT against the Texans. Suffered a sprained knee just before halftime and did not return ... Was placed on injured reserve for first time in career on Dec. 5 ...

2007: Started all 14 games played and both postseason games ... Finished with 67 tackles (47 solo), one INT, seven passes defended, one fumble recovery and two tackles for loss ... Named first alternate for Pro Bowl ... Did not miss a snap in 10 of 14 games ... 9/9 vs. TEN: Registered six tackles and only INT of the season as he picked off Vince Young and returned it 23 yards ... 9/23 at DEN: Had three solo tackles and recovered one fumble ... 10/28 at TB: Broke up pass attempt on fourth down to end the game and tipped a ball earlier in the game that was intercepted by Reggie Nelson ... 11/18 vs. SD: Left game with a groin injury and did not play in the second half ... 11/25 vs. BUF: Was inactive with groin injury, ending a streak of 74 consecutive starts. Marked first time he missed a game ... 12/2 at IND: Returned to lineup and made two tackles ... 12/30 at HOU: Was healthy deactivation in regular season finale ... 1/5 at PIT: Started at LCB in AFC Wild Card game and tied a team-record with two INTs. Returned first INT of Ben Roethlisberger a team-record 63 yards for a TD. Intercepted his second pass on the ensuing possession. Totaled four tackles (three solo) and one pass defended. Joined Aaron Beasley (1/15/00) as the only Jaguars to have two INTs in a postseason game ... 1/12 at NE: Started at LCB and recorded six solo tackles in AFC Divisional Playoff game ...

2006: Started all 16 games at LCB for the third straight season, his fourth straight with 16 starts overall ... Voted as starter for Pro Bowl and was named to Associated Press All-Pro team ... Recorded 71 tackles (54 solo) and team-record eight INTs for 146 INT return yards ... The eight INTs surpassed the previous single-season record of six set by Aaron Beasley (1999) and Marlon McCree (2002) ... The 146 INT return yards ranked second in team history ... Helped club set a franchise record with 20 INTs, one year after tying the franchise record of 19 ... 9/10 vs. DAL: Had eight tackles and one INT ... 9/18 vs. PIT: Put together one of the best games of his career with two fourth quarter INTs. Named AFC Defensive Player of the Week for his performance ... 10/1 at WAS: Had one INT along with five tackles ... 11/5 vs. TEN: Posted second multi-INT game of the season as he intercepted QB Vince Young twice. Returned second INT 55 yards to the Titans' one-yard line ... 12/3 at MIA: Collected his team-record seventh INT along with seven tackles and three passes defended, including a deflection in the end zone that was intercepted by Gerald Sensabaugh ... 12/31 at KC: Concluded season with five tackles and one INT ...

2005: Started all 16 games for the third consecutive season and 48 consecutive games to begin his career ... Team leader with five INTs and 13 passes defended ... Recorded 70 tackles (46 solo), four special teams tackles and blocked a field goal ... Added one punt return ... 9/11 vs. SEA: Recovered a fumble on the opening kickoff ... 9/25 at NYJ: Collected first INT of the season off Chad Pennington in overtime to help Jaguars to 26-20 win ... 10/2 vs. DEN: Blocked a Jason Elam field goal and added seven tackles (two solo) ... 10/16 at PIT: Partially blocked a Chris Gardocki punt to help set up a field goal and returned a Tommy Maddox pass 41 yards for the game-winning TD in overtime ... 10/30 at STL: Recorded second career two-INT game as he picked off Jamie Martin twice ... 12/4 at CLE: Led secondary with 11 tackles (six solo) before suffering a broken finger in the fourth quarter ... 1/1 vs. TEN: Notched fifth INT of the season in regular season finale off Matt Mauck ... 1/7 at NE: Started AFC Wild Card game and tallied six tackles ...

2004: Started all 16 games for the second consecutive season ... Shared team lead with five INTs and 22 passes defended ... Recorded 71 tackles (54 solo), one forced fumble and returned one punt for eight yards ... Settled into the LCB spot after switching from safety in rookie season ... Missed only two snaps all season ... Had one punt return for eight yards ... 9/26 at TEN: Received defensive game ball for best performance of the season, finishing with six solo tackles, one tackle for loss, one INT, one pass defended, one forced fumble and a QB pressure ... 11/14 vs. DET: Received second defensive game ball, recording three solo tackles, six passes defended and one INT ... 12/19 at GB: Had career day at Lambeau Field. Tallied six tackles, five passes defended and a career-high two INTs off Brett Favre ... 1/2 at OAK: Finished season with six tackles, four passes defended and an INT off Kerry Collins ...

2003: Started all 16 games as a rookie with first six at free safety and last 10 at RCB ... Second-round draft choice finished fifth on team with 91 tackles (72 solo) ... Added two INTs and one fumble recovery ... 9/7 at CAR: Started at FS in first NFL game, seeing action on all 61 plays. Became only the sixth Jaguars defensive

rookie to start on opening day. Made two solo tackles, one INT (of Jake Delhomme) and one pass defended. Added one punt return for one yard and one fair catch ... 10/12 vs. MIA: Started at FS, but played final third of game at RCB in place of injured Jason Craft ... 10/26 vs. TEN: Made first NFL start at RCB in place of injured Jason Craft and played on all 65 plays ... 11/16 at TEN: Recorded an interception off Steve McNair.

COLLEGE: Three-time Division I-AA All-American who intercepted 31 passes in four seasons ... Played both CB and FS, in addition to excelling as a punt returner and a sprinter on track team ... Three-time All-Conference ... First defensive back to win the Buck Buchanan Award (Division I-AA's top defensive player), after shattering I-AA season records for INTs and INT return yards as a senior ... Finished career with 200 tackles (144 solo), 41 pass deflections, three fumble recoveries and three forced fumbles ... Started 43 of 45 games played ... 31 INTs topped I-AA career-record of 28 by Dave Murphy of Holy Cross (1986-89) and 667 interception return yards broke all-time record of 488 yards by William & Mary's Darren Sharper (1993-96) ... Unanimous All-America and All-Mid-Eastern Athletic Conference first-team pick as a senior. MEAC Player of the Year, team MVP and captain. ... Started every game at FS, setting NCAA season records with 14 INTs for 455 yards and three TDs, breaking marks of 12 pass thefts by Dean Cain of Princeton (1987) and 280 yards by Murray State's William Hampton (1995) ... All-America third-team selection by Football Gazette and All-MEAC first team as a junior ... Played FS, making 44 tackles (29 solo) ... Made four INTs for 65 yards and seven pass deflections, and recovered and forced a fumble ... Second-team All-America choice as a sophomore and All-MEAC first-team selection in first season at free safety ... Led Division I-AA with 11 INTs for 157 yards ... Majored in physical education.

PERSONAL: Married ... Lives in Jacksonville ... Attended Englewood High in Jacksonville ... Second-team All-State, first-team All-Conference and All-City selection ... Avid golfer ... Served as spokesperson for the RealSense Prosperity campaign from 2007-08, a program that encourages people to take advantage of free tax preparation offered by volunteers ... Teamed up with Activision Publishing and Pro vs. GI Joe in an online video game showdown in December of 2009 with military troops stationed across the world from the Touchdown Club at EverBank Field ... Played in the 2008 Heritage Golf Classic at the Jacksonville Beach Golf Club to benefit the Rhoda L. Martin Cultural Heritage Center ... Participated in the 2008 and 2010 Jacksonville Association of Firefighters charity softball tournament at Jacksonville University ... Attended the 21st-annual KUUMBA African-American Cultural Arts & Music Festival held at Brentwood Park ... Attended a school assembly at Long Branch Elementary in 2008 where he spoke to the students about the importance of getting an education ... Partnered with Home Depot and KaBoom! on a project to refurbish and build a new playground at a local YMCA ... Serves on the Jacksonville Parks, Recreation, Entertainment and Conservation Advisory Board ... Participated in Laterra Links Celebrity Shootout at King and Bear in May of 2008 to benefit the St. Johns County Council on Aging ... Supports and attends team sponsored events including annual Jaguars golf tournament, Draft Day Fan Fest and the Jacksonville Jaguars Foundation Playbooks reading initiative ... Served as a contestant on Wheel of Fortune NFL Week ... Served as co-host with teammate Scott Starks for the 2009 Stars and Strikes Celebrity Charity Bowl to benefit the Clara White Mission ... Served as celebrity waiter the last two years at Morton's Steakhouse for annual charity event that raises money for Wolfson and Shands Hospitals ... Served as celebrity judge for the 2010 GUNS N' HOSES event at Jacksonville Memorial Arena ... Spoke at state capital in Tallahassee on behalf of Florida Dairy about the importance of children eating healthy and getting more exercise ... Full name: Rashean Jamil Mathis.

JAGUARS INTERCEPTION LEADERS

PLAYER	YEARS	NO	YARDS	AVG	LG	TD
Rashean Mathis	2003-11	30	512	17.1	72t	3
Aaron Beasley	1996-2001	15	279	18.6	93t	2
Daonovin Darius	1998-2006	14	189	13.5	39	0
Derek Cox	2009-11	8	20	2.5	14	0
Chris Hudson	1995-98	8	61	7.6	23	0
Mike Peterson	2003-08	8	89	11.1	26t	1

JAGUARS TOP ATTENDED GAMES

TOP HOME ATTENDANCES					
ATTENDANCE	DATE	OPPONENT	W/L	SCORE	
76,877	Dec. 5, 2004	Pittsburgh Steelers	L	16-17	
75,206	Jan. 23, 2000 *	Tennessee Titans	L	14-33	
75,173	Jan. 15, 2000 *	Miami Dolphins	W	62-7	
74,143	Dec. 28, 1998	Pittsburgh Steelers	W	21-3	
74,051	Oct. 12, 1998	Miami Dolphins	W	28-21	
73,446	Dec. 7, 1997	New England Patriots	L	20-26	

TOP ROAD ATTENDANCES					
ATTENDANCE	DATE	OPPONENT	W/L	SCORE	
89,450	Oct. 1, 2006	Washington Redskins	L (ot)	30-36	
81,395	Oct. 1, 2010	Dallas Cowboys	W	35-17	
78,834	Sept. 18, 2011	New York Jets	L	3-32	
78,817	Jan. 10, 1999 *	New York Jets	L	24-34	
78,533	Nov. 28, 2010	New York Giants	L	20-24	
78,337	Nov. 3, 2002	New York Giants	L	24-17	
78,216	Oct. 11, 1999	New York Jets	W	16-6	

* Playoff game



MATHIS' REGULAR SEASON STATISTICS

TACKLES	GP/GS	TKL	SOLO	ASST	ST	SACKS	FF	FR	PD	TFL
2003 Jacksonville	16/16	91	72	19	3	0.0	0	1	15	7
2004 Jacksonville	16/16	71	54	17	1	0.0	1	0	22	1
2005 Jacksonville	16/16	70	46	24	4	0.0	0	0	13	0
2006 Jacksonville	16/16	71	54	17	2	0.0	0	0	15	2
2007 Jacksonville	14/14	67	47	20	0	0.0	0	1	7	2
2008 Jacksonville	12/12	33	33	0	0	1.0	1	1	5	0
2009 Jacksonville	10/10	40	28	12	0	0.0	2	1	#7	0
2010 Jacksonville	16/16	59	36	23	0	0.0	0	0	7	0
2011 Jacksonville	9/9	36	28	8	0	0.0	0	1	*12	1
NFL totals: 9 years	125/125	538	398	140	10	1.0	4	5	103	13

INTERCEPTIONS	GP/GS	NO	YDS	AVG	LG	TD
2003 Jacksonville	16/16	2	0	0.0	0	0
2004 Jacksonville	16/16	#5	42	8.4	21	0
2005 Jacksonville	16/16	*5	79	15.8	41t	1
2006 Jacksonville	16/16	@8	146	18.3	55	0
2007 Jacksonville	14/14	1	23	23.0	23	0
2008 Jacksonville	12/12	#4	*151	37.8	72t	*2
2009 Jacksonville	10/10	3	46	15.3	29	0
2010 Jacksonville	16/16	1	24	24.0	24	0
2011 Jacksonville	9/9	1	1	1.0	1	0
NFL totals: 9 years	125/125	@30	@512	17.1	72t	@3

PUNT RETURNS	GP/GS	NO	FC	YDS	AVG	LG	TD
2003 Jacksonville	16/16	2	3	7	3.5	6	0
2004 Jacksonville	16/16	1	0	8	8.0	8	0
2005 Jacksonville	16/16	1	0	-1	-1.0	-1	0
2006 Jacksonville	16/16	2	1	9	4.5	9	0
2007 Jacksonville	14/14	0	0	0	0.0	0	0
2008 Jacksonville	12/12	0	0	0	0.0	0	0
2009 Jacksonville	10/10	0	0	0	0.0	0	0
2010 Jacksonville	16/16	0	0	0	0.0	0	0
2011 Jacksonville	9/9	0	1	0	0.0	0	0
NFL totals: 9 years	125/125	6	5	23	3.8	9	0

* Team Leader # Shared Team Lead @ Team Record

ADDITIONAL STATISTICS: One kickoff return for seven yards in 2003; Fumble recovery on kickoff 9/11/05 vs. Seattle; Blocked FGA 10/2/05 vs. Denver; Deflected punt on 10/16/05 at Pittsburgh; Recovered muffed kickoff 12/11/05 vs. Indianapolis.

MATHIS' POSTSEASON STATISTICS

TACKLES	GP/GS	TKL	SOLO	ASST	ST	SACKS	FF	FR	PD	TFL
2005 Jacksonville	1/1	6	3	3	1	0.0	0	0	1	0
2007 Jacksonville	2/2	10	9	1	0	0.0	0	0	1	0
NFL totals: 9 years	3/3	16	12	4	1	0.0	0	0	2	0

INTERCEPTIONS	GP/GS	NO	YDS	AVG	LG	TD
2007 Jacksonville	2/2	2	64	32.0	63t	1



63 • BRAD MEESTER
CENTER
6-3 • 292 LBS.
NORTHERN IOWA
BORN MARCH 23, 1977
PARKERSBURG, IOWA
ACQ. 2ND ROUND OF 2000 DRAFT
EXP.: 13TH YEAR

GAMES PLAYED/STARTED: 2000 (16/16), 2001 (16/16), 2002 (16/16), 2003 (16/16), 2004 (16/16), 2005 (12/12), 2006 (16/16), 2007 (11/11, 2/2), 2008 (10/10), 2009 (16/16), 2010 (16/16), 2011 (16/16)

NFL TOTALS: 177 games, 177 starts

POSTSEASON TOTALS: 2 games, 2 starts

TRANSACTIONS: Originally drafted in the second round (60th overall) of the 2000 draft.

PRO: Veteran centers enters his 13th season with the Jaguars ... Holds franchise records for games played (177) and started (177) ... First player in team history to play 12 seasons with the club, surpassing Jimmy Smith and Fred Taylor who played 11 seasons ... First 48 starts were at LG and last 129 at C ... Owns current streak of 58 consecutive starts as a Jaguar, most on the roster, tied for the seventh-most in team history ... Owns team-record streak of 92 straight starts ... Was selected in the second round of the 2000 draft ... Was one of 255 players selected in the 2000 draft and was one of only 20 players left in the class to finish the 2011 season on an NFL roster ... His 177 starts ranked as the most of any player in the 2000 draft ... Blocked for two RBs (Fred Taylor, Maurice Jones-Drew) that have made four Pro Bowl appearances ... Played major role on offensive line in 2011 that helped Jones-Drew rush for a single-season franchise record and NFL-best 1,606 yards ... Started and paved the way for 18 of the club's top 20 rushing games in franchise history including the top five ... Directed signals for Jaguars offense that ranked fifth in the NFL in rushing from 2000-11 with a 128.7 average and second during that same span with 685 rushes of 10-plus yards ... Played major role

on offensive line that helped Jaguars rush for the three highest single-season totals in franchise history in (2006, 2010, 2007) including a single-season franchise record 2,541 rushing yards in 2006 ... Selected as the team's 2008 recipient of the Ed Block Courage Award as well as the Walter Payton Man of the Year Award in 2008 and 2010 ... Missed first four games of 2007 season after suffering a broken ankle in training camp and first six games of 2008 season with a biceps injury ... Part of an offensive line that led Jaguars to a franchise-record 375 rushing yards against Indianapolis on Dec. 10, 2006, tied for the third-most in NFL history. Jaguars surpassed the previous high of 244 rushing yards on Dec. 3, 2000 against Cleveland, a game which he started at guard ... Is the only Jaguars player to start his first 92 regular season games after being drafted ... Streak ended when he tore his biceps tendon at Cleveland on Dec. 4, 2005, and was placed on injured reserve ... Made the transition from G to C in 2003 after three years as a starter at LG ... Second-round draft choice in 2000 was the eighth rookie in franchise history to start the season opener and the third rookie to start all 16 games ... First center chosen in the 2000 draft, selected with the 60th overall pick ... Tied with Michael Cheever (1996) as the highest-drafted centers ever by the team ...

2011: Started all 16 games at C for the third consecutive season and set franchise record for career games played (177) ... Blocked for NFL rushing leader Maurice Jones-Drew who earned his third consecutive trip to the Pro Bowl ... Worked closely with rookie QB Blaine Gabbert who started 14 games ... Jaguars ranked 12th in the NFL in rushing with 123.1 yards per game ... Part of an offensive line that helped club produce 14 100-yard rushing games ... Paved the way for 163 rushing yards in season-opener on **9/11 vs. TEN** ... Set a franchise-record by playing in his 172nd career game on **11/27 vs. HOU**, surpassing Jimmy Smith (171) ... Part of offense that produced a season-high 325 yards on **12/11 vs. TB** ... Helped Jones-Drew rush for a season-high 169 yards on **1/1 vs. IND** ...

2010: Started all 16 games at C, the eighth time in 11 seasons he started every game ... One of eight players to start all 16 games ... Selected as Jaguars Walter Payton Man of the Year for his work in the community ... Paved the way for a ground attack that ranked third in the NFL with 149.7 rushing yards per game, the second-highest average in franchise history ... Offense set a franchise-record with four 200-yard rushing games including a record three straight ... Helped Maurice Jones-Drew earn second consecutive trip to the Pro Bowl ... Protected David Garrard who set a single-season franchise record with 23 TD passes ... Part of OL that helped offense rush for 216 yards on **10/10 at BUF** ... Surpassed Jimmy Smith for most starts in franchise history on **10/18 vs. TEN** with his 151st career start ... Offense totaled a season-high 491 yards of offense on **11/14 vs. HOU**, the fourth-most in team history ... Paved way for 258 rushing yards on a franchise-record 53 carries on **12/5 at TEN**, the second-most rushing yards in franchise history ... On **12/12 vs. OAK**, he helped offense produce two 100-yard rushers (Rashad Jennings, 109; Maurice Jones-Drew, 101) for only the third time in franchise history ...

2009: Started all 16 games at C, the seventh time in 10 seasons he started every game ... Offense finished seventh in the AFC, 10th in the NFL, with 126.8 rushing yards per game ... Part of OL that helped record 11 100-yard rushing games and tied for sixth in NFL with 19 rushing TDs ... **9/27 at HOU:** Paved the way for 185 rushing yards and 399 yards of total offense in win ... **10/4 vs. TEN:** Helped

MEESTER IN THE RECORD BOOKS

JAGUARS MOST SEASONS

RK	PLAYER, YEARS	SEASONS
1.	Brad Meester, 2000-11	12
2.	Fred Taylor, 1998-2008	11
	Jimmy Smith, 1995-2005	11
4.	Rob Meier, 2000-09	10

JAGUARS MOST GAMES PLAYED

RK	PLAYER, YEARS	GAMES PLAYED
1.	Brad Meester, 2000-11	177
2.	Jimmy Smith, 1995-2005	171
3.	Fred Taylor, 1998-2008	140
4.	Rob Meier, 2000-09	138
5.	Joe Zelenka, 2001-08	128
6.	Rashean Mathis, 2003-11	125
7.	John Henderson, 2002-09	124
	Daryl Smith, 2004-11	124
9.	Mark Brunell, 1995-2003	120
	Kyle Brady, 1999-2006	120

JAGUARS MOST CAREER STARTS

RK	PLAYER, YEARS	STARTS
1.	Brad Meester, 2000-11	177
2.	Jimmy Smith, 1995-2005	150
3.	Fred Taylor, 1998-2008	136
4.	Rashean Mathis, 2003-11	125
5.	Daryl Smith, 2004-11	122
6.	John Henderson, 2002-09	120
7.	Mark Brunell, 1995-2003	117
8.	Donovin Darius, 1998-2006	115
9.	Kyle Brady, 1999-2006	110
10.	Vince Manuwai, 2003-10	105



offense to 442 yards of offense ... **10/18 vs. STL:** Offense produced season-high 492 yards, the fourth-most in team history ... **11/1 at TEN:** Tied Fred Taylor for the second-most starts in team history at 136. Paved the way for season-high 217 rushing yards on 16 carries (13.6 avg.), the highest average per rush in the NFL since the 1970 merger ... **11/8 vs. KC:** Offense produced 426 total yards including 173 on the ground ... **12/6 vs. HOU:** Moved into second place in franchise history with his 141st game played ...

2008: Started 10 games at C ... Missed all of the preseason and the first six games with a right biceps injury suffered in training camp ... **10/26 vs. CLE:** Started at center in his first game of the season ... Did not miss a snap in the final nine games ... **11/9 at DET:** Part of an offensive line that helped club rush for 157 yards on 33 carries ... Became third player in franchise history to make 125 starts on **12/1 at HOU** ...

2007: Started 11 games at C and both postseason games ... Missed all of the preseason and first four games of the regular season after breaking a bone in ankle during training camp ... Returned to starting lineup in week five ... Did not commit a penalty in the regular season ... Part of offensive line that allowed only 31 sacks, the third-fewest in team history ... Jaguars ranked second in the NFL with 2,391 rushing yards (149.4 avg.), the second-most in team history ... Helped Fred Taylor earn the first Pro Bowl trip of his career... Protected QB David Garrard who set single-season franchise record for passer rating (102.2) and highest completion percentage (64.0) ... **10/14 vs. HOU:** Helped offense rush for 244 yards on only 26 carries (9.4 avg.), the highest single-game average in franchise history ... Member of offensive line that did not allow a sack in back-to-back games for the first time in franchise history on **12/9 vs. CAR** and **12/16 at PIT** ... **12/30 at HOU:** Dressed but did not play in regular season finale ... Started at C and played the entire game in AFC Wild Card game on **1/5 at PIT** and AFC Divisional Playoff game on **1/12 at NE** ...

2006: Started all 16 games at C and did not miss a snap for sixth time in seven seasons ... Jaguars set a single-season franchise record for rushing yards with 2,541, averaging 158.8 yards per game ... Helped pave the way for a franchise record 5.0-yard rushing average ... As a unit, the Jaguars allowed only 30 sacks ... **12/10 vs. IND:** Part of an offensive line that led Jaguars to a franchise-record 375 rushing yards ...

2005: Started first 12 games of season before missing final four games with a torn left biceps tendon ... Was placed on injured reserve and ended his team record of 92 consecutive starts to begin his career ... Did not miss one play in his 12 starts at C ... **11/27 at ARI:** Surpassed Tony Boselli for the most starts in team history with 91 ...

2004: Started all 16 games for the fifth consecutive season and extended his team record of 80 consecutive starts ... Did not miss one play the entire season at C ... Was one of four offensive linemen to start all 16 contests ...

2003: Started all 16 games for fourth consecutive season and missed only 14 snaps all year, breaking Kevin Hardy's team record of 58 consecutive starts ... Moved to C to start the season after making 48 consecutive starts at LG ... Allowed only half a sack and had just two penalties called against him ... Anchored offensive line that gave up a franchise-record-low 28 sacks ...

2002: One of six offensive players to start every game, doing so for the third straight season ... Did not miss a snap the entire season at LG, one of only two Jaguars players to do so ...

2001: Started all 16 games for the second straight season at LG ... One of seven players on offense and 10 on team to start every game ... Became the first Jaguars player to start his first 32 games after being drafted ... One of four Jaguars offensive linemen to start every game ... Played all but three snaps all season ... **11/4 at TEN:** Missed three plays with a finger injury, marking his first missed plays since college ... **12/23 at MIN:** Received an offensive game ball along with rest of offensive line as team rushed for 214 yards, tied for third-most in team history ...

2000: Started all 16 games at LG as a rookie ... Named to All-Rookie teams by Pro Football Writers, Pro Football Weekly and Football News ... Ranked fifth-best rookie offensive lineman in the NFL by Pro Football Weekly ... Played every snap of every game, the only player on the team to do so ... One of three Jaguars offensive linemen to start every game, joining Tony Boselli and Brenden Stai.

COLLEGE: Four-year starter at C and three-time Gateway Conference first-team honoree ... Named to Division I-AA Associated Press and Coaches All-America team as a senior ... Named to the 1999 GTE Academic All-America team ... Graduated with a degree in business management and 3.76 G.P.A.

PERSONAL: Married (Jamie) with daughters Lily, Emma, Chloe, Sophia and Aubree ... Lives in Jacksonville ... Two-time All-District selection as a LB, adding All-State first-team honors as a lineman in his senior year at Aplington-Parkersburg (Iowa) High ... Helped lead team to state title as a junior ... Lettered in football, basketball, baseball and track ... Graduated with a 3.8 grade point average ... Participates in numerous charity golf events during the offseason ... Established the "Brad's Buddies" program in 2009 to provide opportunities for abused and neglected children in Jacksonville. The group holds an event each month and past events include bowling, dinner at Maggiano's, a shopping spree at Wal-Mart and a visit to the Jacksonville Zoo ... Was presented with a volunteer award at the

Guardian Ad Litem's 30th Birthday party ... Traveled to Haiti in 2011 offseason on a trip sponsored by the KORE Foundation. Meester, along with members of Christ Church of Mandarin, helped build chicken coops and a sheltered kitchen area ... Led Jaguars effort in 2008 offseason to raise more than \$90,000 for tornado relief in hometown of Parkersburg, Iowa. The club sold A-P (Aplington-Parkersburg High School) Falcons Tornado Relief hats at 2008 minicamp and on jaguars.com ... Actively supports numerous team community programs, including Jaguars Foundation's ongoing reading initiative (Playbooks) and the Honor Rows program ... Participated in Laterra Links Celebrity Shootout at King and Bear in May of 2008 to benefit the St. Johns County Council on Aging ... Served as honorary chairman for the 2008 Children's Miracle Network golf tournament ... Supported Shop with a Jock event at Wal-Mart in December of 2008 for more than 50 children from the Bridge of Northeast Florida and the MaliVai Washington Kids Foundation ... Read to students at Loretto Elementary School in 2009 ... Participated in All-Pro Dads event in 2009 ... Was featured in a commercial in 2010 for Jacksonville Orthopaedic Institute ... Visited Jacksonville Country Day School on behalf of NFL Play 60 ... Participated in photo shoot to raise money for Boot Campaign, an organization that assists wounded returning combat military ... Full name: Bradley Ryan Meester.



GAMES PLAYED/STARTED: 2009 (12/0), 2010 (16/3), 2011 (11/6)

NFL TOTALS: 39 games, 9 starts

POSTSEASON TOTALS: 0 games, 0 starts

TRANSACTIONS: Originally selected by Atlanta in the fifth round (138th overall) of the 2009 draft... Waived on 9/5/09 ... Claimed off waivers by Tampa Bay on 9/6/09 ... Waived on 9/10/09 ... Signed by Atlanta to practice squad on 9/16/09 ... Signed off Atlanta's practice squad by Jacksonville on 9/21/09.

PRO: Fourth-year pro excels on special teams and also sees action at CB ... Played in 39 games with nine starts including a career-high six starts in 2011 ... Sees action on all four special teams units and registered 30 career special teams tackles including a career-best 15 in 2010 ... Made 12 special teams tackles in 12 games as a rookie ... Career totals include 82 tackles (55 solo), two INTs, one sack, five passes defended, one forced fumble and two tackles for loss ... Was a fifth-round pick of Atlanta in 2009 and also spent time with Tampa Bay ... Signed off Atlanta's practice squad to Jaguars active roster following week two of 2009 season ...

2011: Saw action in 11 games and made a career-high six starts at CB ... Was placed on injured reserve on Dec. 3 with a knee injury and missed the final five games ... Totaled 33 tackles (22 solo), one INT, three passes defended and one tackle for loss ... Added three special teams tackles ... **9/18 at NYJ:** Started at CB and intercepted Mark Sanchez in the first quarter. Added three tackles, one pass defended and one special teams tackle ... **10/2 vs. NO:** Started at CB and recorded six tackles ... **10/9 vs. CIN:** Accumulated a season-high seven tackles with one tackle for loss ... **10/16 at PIT:** Did not miss a snap and compiled six tackles and one pass defended ... **11/13 at IND:** Inserted into lineup after Rashean Mathis left with a knee injury and made two solo tackles and one pass defended ... **11/20 at CLE:** Posted five tackles on 11/20 at CLE and three tackles on **11/27 vs. HOU** ...

2010: Played in all 16 games for the first time in his career and made career-high three starts ... Produced career-high numbers with 42 tackles (26 solo), one sack, two passes defended and one INT ... Ranked second on club with career-best 15 special teams tackles ... Saw action for 29 snaps at CB in nickel defense on **9/12 vs. DEN** and made two tackles ... Made first career start on **9/26 vs. PHI** as team opened in nickel defense ... Posted four tackles on **10/3 vs. IND** ... Produced career-high five special teams tackles on **10/10 at BUF** and forced a fumble in the second quarter that was knocked out of bounds ... Made three tackles in 24 snaps on defense on **10/18 vs. TEN** and added one special teams tackle ... Started in nickel defense on **10/31 at DAL** and made three tackles and added two special teams tackles ... Totaled five tackles and one pass defended on **11/14 vs. HOU** ... On **11/28 at NYG**, he recorded first career INT on a pass tipped by Daryl Smith in the fourth quarter ... Tallied season-high five tackles including his first career sack on **12/12 vs. OAK** ... Had two special teams tackles on **12/26 vs. WAS** ...

2009: Appeared in 12 games as a rookie for the Jaguars ... Excelled on special teams and also saw action at nickelback ... Ranked fourth on the team with 12 special teams tackles and added seven solo tackles at CB ... Named AFC South Special Teams Player of the Year by ESPN.com ... Was a fifth-round pick by Atlanta and was signed by the Jaguars off the Falcons practice squad on Sept. 21 ... Was inactive on **9/27 at HOU** and **10/4 vs. TEN** ... Made NFL debut on **10/11 at SEA** and finished with two special teams tackles ... Had two special teams tackles on **11/1 at TEN** ... Led team with two special teams tackles on **11/15 at NYJ** ... Played 26 snaps on **12/17 vs. IND** and posted two solo tackles ... Played a season-high 27 snaps at CB on **12/27 at NE** and finished with three solo tackles.




COLLEGE: Three-year starter and four-year letterman at Furman as a CB and return specialist ... Compiled 194 tackles, 16.5 tackles for loss, seven INTs and 15 passes defended in 49 career games ... Started all 12 games as a senior and totaled 95 tackles, 8.5 tackles for loss, 13 passes defended, five sacks and four INTs ... Served as team captain ... First-team selection on two playoff-division All-America squads ... Started all 11 games as a junior at RCB and finished with 53 tackles, three INTs and nine passes defended ... Took over the starting job at CB as a sophomore and helped team to third straight playoff appearance ... Tallied 38 tackles, four tackles for loss, four passes defended and two fumble recoveries ... Served as primary kickoff return specialist, averaging 23.1 yards on 25 returns ... Tied a school-record with a 100-yard return against Wofford ... Saw action as a redshirt freshman in 2005 as a reserve CB ... Majored in biology.

PERSONAL: Single ... Resides in Atlanta, Ga. ... Attended Marist High School (Georgia) ... Totaled 148 career tackles, 10 INTs, six passes defended, two kickoff returns for TDs and two blocked punts ... Recorded a school-record 103-yard INT return and averaged 27.0 yards on 21 kickoff returns ... Led team to a 14-1 record and state championship as a senior ... Two-time Marist Defensive Player of the Year selection ... His older sister, Kellie, was an all-conference center fielder at both Notre Dame and Georgia, and went on to play in the National Pro Fastpitch league ... His younger sister, Dana, plays basketball at Belmont Abbey College ... Brother, Wyatt, was a four-year starter at strong safety at Navy ... Participated in S.A. Hull pep rally for the FCAT test in 2009 ... Helped Tyson Food, Inc. distribute food to local community agencies in 2010... Visited group of children at Wolfson Children's Hospital ... Participated in Coach Del Rio's 'Ready, Sweat, Go' program at Naval Station Mayport ... Appeared on several Team Teal events ... Full name: William Middleton.

MIDDLETON'S REGULAR SEASON STATISTICS

TACKLES	GP/GS	TKL	SOLO	ASST	ST	SACKS	FF	FR	PD	TFL
2009 Jacksonville	12/0	7	7	0	12	0.0	0	0	0	1
2010 Jacksonville	16/3	42	26	16	15	1.0	1	0	2	0
2011 Jacksonville	11/6	33	22	11	3	0.0	0	0	3	1
NFL totals: 3 years	39/9	82	55	27	30	1.0	1	0	5	2

INTERCEPTIONS	GP/GS	NO	YDS	AVG	LG	TD
2009 Jacksonville	12/0	0	0	0.0	0	0
2010 Jacksonville	16/3	1	2	2.0	2	0
2011 Jacksonville	11/6	1	11	11.0	11	0
NFL totals: 3 years	39/9	2	13	6.5	11	0



86 • ZACH MILLER
TIGHT END
6-5 • 236 LBS.
NEBRASKA-OMAHA
BORN OCTOBER 4, 1984
WESTON, NEBRASKA
ACQ. 6TH ROUND OF 2009 DRAFT
EXP.: 4TH YEAR

GAMES PLAYED/STARTED: 2009 (14/0), 2010 (15/5), 2011 (4/0)

NFL TOTALS: 33 games, 5 starts

POSTSEASON TOTALS: 0 games, 0 starts

TRANSACTIONS: Originally drafted in the sixth round (180th overall) of the 2009 draft.

PRO: Fourth-year TE who made transition from college QB ... Has played in 33 games with five starts in three seasons ... Career totals include 45 receptions for 470 yards (10.4 avg.) and four TDs ... Has 23 career special teams tackles ... Slowed by injuries in 2011 and played in only four games ... Athletic, speedy tight end who can make plays down the field as evidenced by 62- and 52-yard receptions ... Only third TE drafted by the Jaguars in the last seven years ... First Nebraska-Omaha player drafted since TE Ryan Krause (San Diego, sixth round 2004) ... Rushed for a school-record 50 TDs and threw for 4,096 yards with 26 TDs as college QB ...

2011: Was hampered by injuries and played in only four games ... Was placed on injured reserve on Oct. 18 ... Made four receptions for 42 yards with one TD ... Added two special teams tackles ... Was inactive for season-opener on **9/11 vs. TEN** with knee injury ... Made season debut on **9/18 at NYJ** and caught three passes for 28 yards ... Recorded one special teams tackle on **9/25 at CAR** ... Hooked up with Blaine Gabbert for a 14-yard TD in the first quarter on **10/2 vs. NO** ... Was inactive on **10/9 vs. CIN** with a shoulder injury ... Saw action at TE and on special teams on **10/16 at PIT** and made one tackle ...

2010: Played in first 15 games before sitting out season finale with concussion ... Made first five starts of career, all in second half of season in two-TE set ... Finished sixth on team with 20 receptions for 216 yards, one TD which was 52-yarder, and made 12 tackles on special teams ... Caught passes in eight games including multiple receptions in seven ... Made two catches in opener **9/12 vs. DEN**, then made season-high three special teams tackles **9/26 vs. PHI** ... Had two receptions each on **10/10 at BUF** and **10/18 vs. TEN** ... **10/24 at KC:** Made three receptions for 25 yards ... **11/14 vs. HOU:** Made first start of career and

posted season-highs with four receptions and 79 yards including 52-yard TD ... Made three catches for 27 yards in starting role the next week **11/21 vs. CLE** ... Started **12/5 at TEN** and finished with 34 yards on three catches, adding two rushing attempts for nine yards ... Started **12/19 at IND** and **12/26 vs. WAS** but had no receptions and suffered concussion vs. WAS before sitting out season finale

2009: Played in final 14 games as a rookie, finishing with 21 receptions for 212 yards and two TDs ... Added nine special teams tackles ... Was inactive the first two weeks after suffering a knee injury in the preseason ... **9/27 at HOU:** Made NFL debut and finished with one special teams tackle ... **10/4 vs. TEN:** Made first receptions of his career, totaling three catches for 14 yards ... **10/18 vs. STL:** Had 14-yard reception in the fourth quarter on a drive that gave the club first lead of the game ... **11/1 at TEN:** Finished with one special teams tackle and recovered a fumble by Marcedes Lewis on a 20-yard passing play late in the third quarter ... **12/6 vs. HOU:** Finished with three receptions for 74 yards including a 62-yard catch. The 62-yard reception was the longest by a TE in franchise history and the second-longest reception by a rookie in team history ... **12/17 vs. IND:** Made a six-yard reception, returned a kickoff 16 yards and had career-high three special teams tackles ... Had two receptions for 12 yards on **12/27 at NE** ... **1/3 at CLE:** Had most productive game of the season in the finale, finishing with team and career-high eight receptions for 69 yards and two TDs. Hooked up with David Garrard for scores of six and 15 yards in the fourth quarter.

COLLEGE: Four-year letterman as QB ... Began career at Nebraska as walk-on before transferring to Nebraska-Omaha ... Served as team captain for final three seasons ... Played TE for the first time at the 2009 Valero Cactus Bowl in Kingsville, Texas, a Division II all-star game held each January. Finished with five receptions for 116 yards and one TD in that game ... Had at least 10 TDs in each of his final three seasons ... Career passing totals included 305 of 501 for 4,096 yards with 26 TDs ... Finished with 3,122 career rushing yards with school-record 50 TDs ... Started 11 games at QB as a senior and led team in rushing and passing ... Was 115 of 179 passing for 1,508 yards and 11 TDs and had team-high 1,061 rushing yards and 18 TDs on 175 carries ... Had three 100-yard rushing games ... Named Mid-America Intercollegiate Athletic Association offensive player of the week three times and was an All-MIA second-team selection ... Totaled 239 rushing yards and four TDs on 21 carries at Washburn ... Started 11 games at QB as a junior and threw for career-high 1,553 yards and 10 TDs with a 60.5 completion pct. ... Ranked second on team in rushing with 822 yards and scored 10 TDs on 166 carries ... Posted three games with 200-plus passing yards and two with 100-plus rushing yards ... Named the NCC's outstanding offensive back and was second-team Football Gazette all-region ... Rushed for 1,098 yards and scored a school-record 19 TDs as a sophomore ... Threw for 713 yards and four TDs ... Had six 100-plus yard rushing games ... Earned All-NCC honors and second-team all-region by Daktronics and D2Football.com ... Played in 10 games as a freshman and saw action as reserve QB and WR ... Had 29 rushes for 141 yards with three TDs and was 21 of 35 passing for 322 yards and one TD ... Spent 2003 season at Nebraska as a walk-on before transferring in 2004.

PERSONAL: Married (Kristen) with daughter, Izabella, and son Kashton Xavier ... Resides in Jacksonville ... Attended Bishop Neumann (Neb.) High ... Was three-sport standout, competing in basketball, baseball and football ... Set school record as a senior with 1,200 passing yards and 980 rushing yards ... Earned first-team all-state honors as a senior ... Participated in 2010 Fishing for the Cure event to raise money for the David Garrard Foundation which benefits North Florida families impacted by breast cancer or Crohn's disease ... Made several appearances at Team Teal events ... Supports and attends team sponsored events including Draft Day Fan Fest and Sponsor Golf Tournament ... Signed autographs at Florida Times-Union to raise money for United Way ... Participated in luncheon for Cox Radio ... Full name: Zachary Scott Miller.

MILLER'S REGULAR SEASON STATISTICS

RECEIVING	GP/GS	NO	YDS	AVG	LG	TD
2009 Jacksonville	14/0	21	212	10.1	62	2
2010 Jacksonville	15/5	20	216	10.8	52t	1
2011 Jacksonville	4/0	4	42	10.5	14t	1
NFL totals: 3 years	33/5	45	470	10.4	62	4

ADDITIONAL STATISTICS: 9 special teams tackles in 2009; Two kickoff returns for 19 yards in 2009; 12 special teams tackles in 2010; One kickoff return for 22 yards in 2010; Two rushes for nine yards in 2010; Two special teams tackle in 2011.






94 • JEREMY MINCEY
DEFENSIVE LINE
6-4 • 265 LBS.
FLORIDA
BORN DECEMBER 14, 1983
STATESBORO, GEORGIA
ACQ. FREE AGENT 2010
EXP.: 5TH YEAR

GAMES PLAYED/STARTED: 2007 (6/0, 2/0), 2008 (3/0), 2010 (15/8), 2011 (16/16)
NFL TOTALS: 40 games, 24 starts

POSTSEASON TOTALS: 2 games, 0 starts

TRANSACTIONS: Originally selected in the sixth round (191st overall) by New England in the 2006 draft ... Waived on 9/1/06 ... Signed to San Francisco practice squad on 9/4/06 ... Signed by Jacksonville as free agent 12/14/06 ... Waived on 8/26/09 ... Signed by Jacksonville as free agent on 1/20/10.

PRO: Fifth-year defensive lineman had a breakout season in 2011 ... Led Jaguars in sacks the last two seasons including a career-high eight in 2011 along with 45 QB pressures ... Became first player to lead team in sacks in consecutive seasons since Tony Brackens (1999-2001) ... His eight sacks in 2011 were the most by a Jaguar since 2006 ... Has played in 40 career games with 24 starts ... Career totals include 188 tackles, 15 sacks, four forced fumbles, 13 tackles for loss and eight passes defended ... Led team in sacks in 2010 with five and was second with 25 QB pressures ... Became only the seventh player in franchise history with at least five sacks in back-to-back seasons and the first since Bobby McCray and Rob Meier accomplished the feat from 2006-07 ... Did not play in 2009 after spending the preseason with the Jaguars ... Started 2008 season on the PUP list with a wrist injury and was slowed by injuries in the 2007 preseason but returned to see action in six regular season games and two postseason games ... Signed by the Jaguars on Dec. 14, 2006 off the San Francisco 49ers practice squad ... Originally selected in sixth round (191st overall) by New England in the 2006 draft ... Started 24 games over two seasons with Florida ...

2011: Started all 16 games for the first time in his career, one of only five Jaguars on defense to accomplish the feat ... Produced career-best totals in tackles (101), sacks (8.0), forced fumbles (4), tackles for loss (7), quarterback pressures (45) and interceptions (1) ... Added two passes defended and one fumble recovery ... Led team in sacks for the second consecutive season and his eight sacks were the most by a Jaguar since Bobby McCray had 10 in 2006 ... His 45 quarterback pressures and four forced fumbles led the team while his 101 tackles ranked third and led all defensive linemen ... Played major role on defense that ranked sixth in the NFL (313.0-yard average), the highest ranking for the club since 2006 (2nd) ... **9/11 vs. TEN:** Opened season as the starter and led team with four QB pressures ... Named to USA Today All-Joe Team ... **9/18 at NYJ:** Accumulated five tackles and team-high four QB pressures ... **9/25 at CAR:** Did not miss a snap and totaled eight tackles and a team-high five QB pressures ... **10/2 vs. NO:** Registered two tackles for loss ... **10/9 vs. CIN:** Produced 10 tackles (seven solo), one sack, one tackle for loss and led team with four QB pressures. Sacked Andy Dalton for a seven-yard loss in the first quarter ... **10/16 at PIT:** Led all defensive linemen with 10 tackles and added one QB pressure and one pass defended ... **10/24 vs. BAL:** Did not miss a snap and compiled five tackles with one sack and one tackle for loss. Sacked and forced a fumble by QB Joe Flacco in the second quarter ... **11/13 at IND:** Registered nine tackles (seven solo), 2.5 sacks, one forced fumble and one QB pressure. Sacked and forced a fumble of Dan Orlovsky in the fourth quarter that was recovered by Tyson Alualu ... **11/20 at CLE:** Tallied eight tackles (six solo) and did not miss a snap ... **12/5 vs. SD:** Made five tackles and one tackle for loss along with two QB pressures ... **12/11 vs. TB:** Had a season-high seven QB pressures and recovered a fumble by LaGarrette Blount in the third quarter ... **12/15 at ATL:** Registered a career-high 15 tackles (12 solo), one sack, two tackles for loss and one QB pressure. Sacked Matt Ryan for a four-yard loss in the second quarter ... **12/24 at TEN:** Recorded his first career INT when he picked off Matt Hasselbeck in the second quarter. Added three tackles and a team-high six QB pressures ... **1/1 vs. IND:** Concluded season with 2.5 sacks and two forced fumbles. Added eight tackles and two QB pressures ...

2010: Played in a career-high 15 games with eight starts despite playing part of the season with a broken hand ... Started final eight games ... Led team with a career-high five sacks and was second with 25 QB pressures ... Added 69 tackles (41 solo), four passes defended and six tackles for loss ... Saw first action since 2008 on **9/12 vs. DEN** ... Sacked Peyton Manning on **10/3 vs. IND** and added two QB hits ... Made five tackles, one pass defended and one QB hit on **10/18 vs. TEN** ... Broke his hand in practice leading up to game on **10/31 at DAL** and was inactive ... Returned to action on **11/14 vs. HOU**, making his first career start, and totaled five tackles and two QB hits ... Had most productive game of his career on **11/21 vs. CLE**, finishing with nine tackles, two sacks and three QB hits ... Followed with six tackles, one tackle for loss, one sack and three QB hits on **12/12 vs. OAK** ... Made six tackles including one for a loss on **12/18 at IND** ... Had a team-high five QB hits along with five tackles on **12/26 vs. WAS** ... Finished season on **1/2 at HOU** with a career-best 10 tackles including two for loss along with one two QB hits ...

2009: Spent most of the preseason with the Jaguars before being waived on 8/26 ...

2008: Began the season on the PUP list after suffering a wrist injury in the offsea-

son ... Appeared in three games and finished with six tackles and one sack ... Was activated on Nov. 26 ... Saw first action of the season on **12/7 at CHI** and recorded two tackles ... **12/28 at BAL:** Recorded three tackles and sacked Joe Flacco for an eight-yard loss in the fourth quarter ...

2007: Played in six games and two postseason games ... Finished with 12 tackles one sack and six QB pressures ... Added one special teams tackle ... **11/11 at TEN:** Saw action on 26 plays in first NFL game and split a sack of QB Vince Young with Reggie Hayward ... **12/9 vs. CAR:** Left game with a hamstring injury and was inactive the next two weeks ... **12/30 at HOU:** Returned to action and recorded four tackles, two QB pressures and split a sack of Sage Rosenfels with Rob Meier for an eight-yard loss ... **1/5 at PIT:** Saw action on 23 plays in AFC Wild Card game and registered three tackles and one sack. Sacked Ben Roethlisberger in the third quarter ... **1/12 at NE:** Saw action on 15 plays in AFC Divisional Playoff game ...

2006: Spent three weeks on active roster after being signed off San Francisco 49ers practice squad on Dec. 14 ... Was inactive on **12/17 at TEN**, **12/24 vs. NE** and **12/31 at KC**.

COLLEGE: Spent final two seasons at Florida after transferring from Butler County (Kansas) Community College ... Started all 24 games played for the Gators ... Earned second-team All-SEC honors as a senior as he ranked fourth on the team with 62 tackles (31 solo) and second with 10.5 tackles for loss ... Earned degree in recreation and tourism.

PERSONAL: Attended Statesboro (Ga.) High ... Lettered two years in football ... Played on the basketball team as a sophomore before trying out for the football squad ... Earned his bachelor's degree at Florida in the 2006 offseason ... Was honored in 2008 with the NFL's Continuing Education Recognition Award by the National Association of Academic Advisors for Athletes ... Attended the 2008 Draft Day Fan Fest ... Participated in the 2008 Red Ribbon Week celebration at Oakleaf Elementary School to discuss the dangers of using drugs ... Served as emcee for Special Olympics at the Bolles School in 2010 ... Served dinner at Trinity Rescue Mission ... Spoke to students at West Biscayne Elementary School in 2010 ... Visited Pump it Up in 2010 to greet children from Dreams Come True program ... Participated both financially and in person at the 2010 Shop with a Jock event at Wal-Mart where more than 50 children from the Bridge of Northeast Florida and the Mali Vai Washington Kids Foundation were treated to a shopping spree ... Full name: Jeremy Mincey.

MINCEY'S REGULAR SEASON STATISTICS


TACKLES	GP/GS	TKL	SOLO	ASST	ST	SACKS	FF	FR	PD	TFL
2007 Jacksonville	6/0	12	7	5	1	1.0	0	0	1	0
2008 Jacksonville	3/0	6	3	3	0	1.0	0	0	1	0
2010 Jacksonville	15/8	69	41	28	1	*5.0	0	0	4	6
2011 Jacksonville	16/16	101	61	40	0	*8.0	*4	1	2	7
NFL totals: 4 years	40/24	188	112	76	2	15.0	4	1	8	13

INTERCEPTIONS	GP/GS	NO	YDS	AVG	LG	TD
2011 Jacksonville	16/16	1	5	5.0	5	0

* Team Leader

MINCEY'S POSTSEASON STATISTICS

TACKLES	GP/GS	TKL	SOLO	ASST	ST	SACKS	FF	FR	PD	TFL
2007 Jacksonville	2/0	3	2	1	0	1.0	0	0	0	0



75 • EUGENE MONROE

OFFENSIVE TACKLE

6-5 • 306 LBS.

VIRGINIA

BORN APRIL 18, 1987

PLAINFIELD, NEW JERSEY

ACQ. 1ST ROUND OF 2009 DRAFT

EXP.: 4TH YEAR

GAMES PLAYED/STARTED: 2009 (15/13), 2010 (15/15), 2011 (15/14)

NFL TOTALS: 45 games, 42 starts

POSTSEASON TOTALS: 0 games, 0 starts

TRANSACTIONS: Originally drafted by Jacksonville in the first round (8th overall) of the 2009 draft.

PRO: Fourth-year pro started 42 games at LT since being selected with the eighth overall pick in 2009 ... Paved the way for RB Maurice Jones-Drew who made three straight Pro Bowls ... Joined Eben Britton in 2009 as the first pair of rookie tackles to start on opening day in the NFL since 1982 ... Only the second offensive lineman chosen by the Jaguars in the first round in franchise history (Tony Boselli, 1995) ... Became third OT from Virginia selected in the first round in a four-year span, joining D'Brickshaw Ferguson (N.Y. Jets, 2006) and Branden Albert (Kansas City, 2008) ... Third player drafted by the Jaguars from Virginia in franchise history (TE Chris Luzar, RB Alvin Pearman) ...



2011: Started 14 of 15 games at LT ... Blocked for NFL rushing leader Maurice Jones-Drew who earned his third consecutive trip to the Pro Bowl ... Jaguars ranked 12th in the NFL in rushing with 123.1 yards per game ... Part of an offensive line that helped club produce 14 100-yard rushing games ... Paved the way for 163 rushing yards in season-opener on **9/11 vs. TEN** ... **10/2 vs. NO:** Saw time in two-TE formation. Did not start due to shoulder injury ... **10/9 vs. CIN:** Started at LT before leaving the game with a shoulder injury ... Dressed but did not play on **10/16 at PIT** with a shoulder injury ... Part of offense that produced a season-high 325 yards on **12/11 vs. TB** ... Helped Jones-Drew rush for a season-high 169 yards on **1/1 vs. IND** ...

2010: Started 15 games at LT ... Was inactive on **11/28 at NYG** with a concussion ... Played major role on offense that ranked third in the NFL with 149.7 rushing yards per game, the second-highest average in franchise history ... Offense set a franchise-record with four 200-yard rushing games including a record three straight ... Helped Maurice Jones-Drew earn second consecutive trip to the Pro Bowl ... Protected David Garrard who set a single-season franchise record with 23 TD passes ... Paved the way for 216 rushing yards on **10/10 at BUF** ... Offense totaled a season-high 491 yards of offense on **11/14 vs. HOU**, the fourth-most in team history ... Offense rushed for 258 yards on a franchise-record 53 carries on **12/5 at TEN**, the second-most rushing yards in franchise history ... On **12/12 vs. OAK**, he helped offense produce two 100-yard rushers (Rashad Jennings, 109; Maurice Jones-Drew, 101) for only the third time in franchise history ...

2009: Started 13 of 15 games at LT as a rookie ... **9/13 at IND:** Started season-opener and joined Eben Britton as the first pair of rookie tackles to start on opening day in the NFL since 1982 when Luis Sharpe and Tootie Robbins started for the St. Louis Cardinals. The first OT to start on opening day for the Jaguars since 2001 (Maurice Williams) ... **9/27 at HOU:** Paved the way for 185 rushing yards and 399 yards of total offense in win ... **10/4 vs. TEN:** Was inactive (illness) ... Saw limited action on **10/11 at SEA** and **11/1 at TEN** ... **10/18 vs. STL:** Part of offense that registered season-high 492 yards, the fourth-most in team history ... **11/8 vs. KC:** Offense produced 426 total yards including 173 on the ground.

COLLEGE: Regarded as the most dominating offensive lineman in college as a senior ... Four-year letterman and three-year starter who started 30 games ... Unanimous All-ACC selection as a senior, starting all 12 games at LT ... Recipient of Jacobs Blocking Trophy as a senior, given annually since 1953 to the player voted the most outstanding blocker in the ACC by a poll of the league's head coaches and defensive coordinators ... Registered a school-record 105 knock-downs and set an ACC single-season record with 16 TD resulting blocks ... Started 11 games at LT as a junior and did not allow a sack on 428 pass plays ... Selected honorable mention All-America and named first-team All-ACC by The NFL Draft Report ... Delivered 55 knockdowns, including 15 that resulted in TDs ... Started seven of 12 games as a sophomore at LT ... Earned All-ACC honorable mention from The Gridiron Report ... Played in 12 games as a reserve at LT and RG as a freshman ... Also saw action on special teams ... Appeared briefly in two games at DT ... Played behind 2006 NFL first round pick D'Brickashaw Ferguson at LT ... Graduated May 17, 2009, with degree in sociology.

PERSONAL: Married (Nureya) with daughter, Farah ... Resides in Jacksonville, FL ... Attended Plainfield High School ... Named first-team All-America by USA Today, U.S. Army, Parade, EA Sports and Super Prep ... Received a five-star prospect rating from both Scout.com and Rivals.com ... Ranked second overall among high school seniors by College Football News ... Was top-rated player on Super Prep's Elite 50 list ... Did not allow any sacks during his final three seasons as starter ... One of 16 children (10 brothers, five sisters) of Stephanie Green and the late John Monroe ... Participated in 2009 Tropicana "Got Skills?" Rookie Day at EverBank Field ... Participated both financially and in person at the 2009 Shop with a Jock event at Wal-Mart where more than 50 children from the Bridge of Northeast Florida and the MaliVai Washington Kids Foundation were treated to a shopping spree ... Participated in 2010 Fishing for the Cure event to raise money for the David Garrard Foundation which benefits North Florida families impacted by breast cancer and Crohn's disease ... Partnered with The Northeast Florida Healthy Start Coalition in 2010 for the "Rounds at the Grounds" softball game. Served as a celebrity coach for a game that included more than 26 physicians from Jacksonville to raise awareness for the organization ... Distributed food and personal care items to 400 area families in partnership with Feed the Children in December 2010... Full name: Eugene Christopher Monroe.

**58 • AARON MORGAN**

DEFENSIVE END

6-4 • 250 LBS.

LOUISIANA-MONROE

BORN DECEMBER 30, 1988

AMITE, LOUISIANA

ACQ. ROOKIE FREE AGENT 2010

EXP.: 3RD YEAR

GAMES PLAYED/STARTED: 2010 (7/0), 2011 (IR)**NFL TOTALS:** 7 games, 0 starts**POSTSEASON TOTALS:** 0 games, 0 starts**TRANSACTIONS:** Signed as an undrafted rookie 4/24/10.

PRO: Third-year pro has played in seven games ... Pass rushing specialist possesses outstanding speed and quickness ... Spent entire 2011 season on injured reserve ... Was one of three rookie free agents to make the opening day roster (Jacob Cutrera, Kevin Haslam) in 2010... Finished collegiate career with a school-record 22 sacks ...

2011: Suffered injury during preseason and was placed on injured reserve on 9/3 ...


2010: Appeared in seven games as a rookie and was inactive for nine games ... Totaled three tackles and five QB pressures ... Added two special teams tackles ... Made NFL debut on **9/12 vs. DEN** and played four snaps ... Made first career tackle on **10/3 vs. IND** ... Saw time for 22 snaps on **10/31 at DAL** and finished with one tackle and one QB hit ... Posted two QB hits on **12/12 vs. OAK** ... Was inactive (hamstring) on **12/18 at IND** and **12/26 vs. WAS** ... Saw time on special teams in season-finale on **1/2 at HOU** and had one tackle.

COLLEGE: Four-year letterman ... Finished career with 22 sacks, the most in school history and second-most in Sun Belt Conference history, and 39.5 tackles for loss ... Career totals included 138 tackles, one INT and eight passes defended ... Had breakout senior season with nine sacks and 16 tackles for loss ... The nine sacks were the most in the Sun Belt and ranked 23rd in the nation ... Led team with six sacks as a junior and all DL with 45 tackles and 13 tackles for loss ... Named second-team All-Sun Belt Conference ... Started eight of 11 games as sophomore and totaled 34 tackles, three sacks and eight tackles for loss ... Played in nine games as a freshman and had seven tackles and a team-high four sacks ... Credited with two sacks against Alcorn State in his first collegiate game ... Graduated with degree in criminal justice in 2011.

PERSONAL: Single ... Resides in New Orleans, La. ... Son of Laura and Jimmie Morgan ... Has two older brothers, Jimmie and Laura Morgan, and a younger brother, Lauren ... Participated in 2010 Chalk Talk event at EverBank Field ... Full name: Aaron Morgan.

MORGAN'S REGULAR SEASON STATISTICS

TACKLES	GP/GS	TKL	SOLO	ASST	ST	SACKS	FF	FR	PD	TFL
2010 Jacksonville	7/0	3	2	1	2	0.0	0	0	0	0

**99 • C.J. MOSLEY**

DEFENSIVE LINE

6-2 • 310 LBS.

MISSOURI

BORN AUGUST 6, 1983

FORT KNOX, KENTUCKY

ACQ. FREE AGENT 2010

EXP.: 8TH YEAR

GAMES PLAYED/STARTED: 2005 (12/2), 2006 (6/0), 2007 (14/2), 2008 (16/1), 2009 (12/1), 2010 (8/0), 2011 (15/3)**NFL TOTALS:** 83 games, 9 starts**JAGUARS TOTALS:** 23 games, 3 starts**POSTSEASON TOTALS:** 1 game, 0 starts

TRANSACTIONS: Originally drafted by Minnesota in the sixth round (191st overall) of the 2005 draft ... Traded to New York Jets on 8/31/06 ... Signed by Cleveland as unrestricted free agent on 3/6/09 ... Released on 9/4/10 ... Signed by Jacksonville as free agent on 10/5/10.

PRO: Eighth-year pro has played in 83 games with nine starts ... Spent time with Minnesota, N.Y. Jets, Cleveland and Jacksonville ... Originally drafted in the sixth round by Vikings in 2005 and was traded to the Jets in 2006 ... Career totals include 141 tackles (86 solo), nine sacks, five forced fumbles and four passes defended ... Started a career-high three games in 2011 and produced career-high 50 tackles ... Spent the 2009 season with Cleveland where he played in 12 games with one start ... Recorded career-high three sacks as a rookie in 2005 ... Three-year letterman at Missouri and totaled 15.5 sacks in 36 games ...





2011: Appeared in 15 games with a career-high three starts ... Produced career-high 50 tackles (30 solo) along with one sack, four tackles for loss, seven QB pressures and two forced fumbles ... Was inactive on **9/25 at CAR** ... Posted a season-high six tackles (four solo) on **10/9 vs. CIN** ... Totaled six tackles, one sack and one forced fumble on **10/30 at HOU**. Sacked Matt Schaub for an eight-yard loss in the first quarter, his first sack since 2008 ... Started at DT on **11/13 at IND** and tallied six tackles ... Started at DT on **11/20 at CLE** and recorded four tackles, one pass defended and two QB pressures ... Registered a season-high eight tackles in start on **11/27 at HOU** with three tackles for loss ... Had six tackles on **12/15 at ATL** ... Compiled three solo tackles, one tackle for loss and forced a fumble of RB Jamie Harper on **12/24 at TEN** ... Made four tackles in season-finale on **1/1 vs. IND** ...

2010: Appeared in eight games in his first season with the Jaguars ... Signed with Jaguars on Oct. 5 after spending 2009 season with the Browns ... Totaled six tackles and one QB hit ... Was inactive for four games ... Saw first career action for Jaguars on **11/14 vs. HOU** ... Had two tackles on **12/12 vs. OAK** ... Tallied one tackle on **12/26 vs. WAS** ... Registered three tackles on **1/2 at HOU** ...

2009: Appeared in 12 games and made one start ... Totaled 18 tackles (13 solo) ... Tied career-high with seven tackles on **10/11 at BUF** ... Made only start on **12/6 vs. SD** but left game in the first quarter with an ankle injury ... Was placed on injured reserve on Dec. 7 ...

2008: Played in all 16 games for the first time in his career, making one start ... Finished with 22 tackles (11 solo), two tackles for loss, 1.5 sacks, three quarterback pressures and two passes defended ... **11/2 at BUF:** Split a sack of Trent Edwards ... **11/13 at NE:** Recorded five tackles and one sack ...

2007: Played in 14 games with two starts at nose tackle ... Had 14 tackles (eight solo), 2.5 sacks and two forced fumbles ... **11/18 vs. PIT:** Split a sack with Shaun Ellis on Ben Roethlisberger, one of seven Jets sacks ... **11/22 at DAL:** Sacked and forced a fumble on Tony Romo ... **12/2 at MIA:** Posted two tackles and sacked John Beck for a nine-yard loss, forcing a fumble ... **12/9 vs. CLE:** Made his first start of the season ...

2006: Appeared in six games with the Jets after being traded from the Vikings ... Was acquired by the Jets along with an undisclosed draft pick for quarterback Brooks Bollinger ... Recorded seven tackles (six solo) and one sack ... **10/8 at JAX:** Made his Jets debut in defensive line rotation ... **12/17 at MIN:** Registered a sack of Brad Johnson in his first game against his old team ...

2005: Played in 12 games with two starts for Minnesota ... Totaled a career-high 24 tackles (16 solo), 3.0 sacks, one pass defended and one forced fumble ... **11/27 vs. CLE:** Posted seven tackles including two sacks and forced a fumble of Trent Dilfer ... **12/4 at DET:** Made his first career start and recorded three tackles and one sack of Jeff Garcia along with a pass defended.

COLLEGE: Recorded 167 tackles (111 solo), 15.5 sacks and 38 tackles for loss in 36 games at Missouri ... Added two forced fumbles, two fumble recoveries, three passes defended and one blocked kick ... Earned Associated Press All-Big 12 first-team honors as a senior, finishing with 6.5 sacks ... Had 67 tackles including 16 for a loss and ranked second on the team with six sacks as a junior ... Named second-team All-Big 12 ... Played in all 12 games as a sophomore and registered 41 tackles, eight tackles for loss and three sacks ... Redshirted in 2001 ... Majored in hotel and restaurant management.

PERSONAL: Attended Waynesville High (Mo.) ... Named Missouri's Defensive Lineman of the Year as a junior and senior ... Three-time all-district and all-state selection ... Career totals included 21 sacks and 267 tackles ... Finished third in the state in shot put in 2000 ... Father, Calvin Sr., is retired First Sergeant in the Army ... Was born in Ft. Knox (KY) and lived in Germany, California, Georgia, Kansas and Kentucky before settling in Missouri for high school ... Visited patients at the Atlantic Health Hospital in New Jersey in 2007 ... Visited patients at the Bristol-Myers Squibb Children's Hospital at Robert Wood Johnson University Hospital in New Brunswick, New Jersey in 2006 ... C.J. and his grandfather, Richard Hope, his two brothers, Theo Hightower and William Mosley, and sister, Michelle Mosley, honor the memory of their mother, Angela Mosley, who passed away from breast cancer in April 2007 at age 46 ... Mosley has dedicated his football career to his mother ... Full name: Calvin Michael Mosley.

MOSLEY'S REGULAR SEASON STATISTICS

TACKLES	GP/GS	TKL	SOLO	ASST	SACKS	FF	FR	PD
2005 Minnesota	12/2	24	16	8	3.0	1	0	1
2006 N.Y. Jets	6/0	7	6	1	1.0	0	0	0
2007 N.Y. Jets	14/2	14	8	6	2.5	2	0	0
2008 N.Y. Jets	16/1	22	11	11	1.5	0	0	2
2009 Cleveland	12/1	18	13	5	0.0	0	0	0
2010 Jacksonville	8/0	6	2	4	0.0	0	0	0
2011 Jacksonville	15/3	50	30	20	1.0	2	0	1
NFL totals: 7 years	83/9	141	86	55	9.0	5	0	4



39 • RICHARD MURPHY
RUNNING BACK
 6-1 • 215 LBS.
LOUISIANA STATE
 BORN SEPTEMBER 18, 1986
 RAYVILLE, LOUISIANA
 ACQ. ROOKIE FREE AGENT 2011
 EXP.: 2ND YEAR

GAMES PLAYED/STARTED: 2011 (IR)

NFL TOTALS: 0 games, 0 starts

POSTSEASON TOTALS: 0 games, 0 starts

TRANSACTIONS: Originally signed as an undrafted rookie by Jacksonville on 7/27/11.

PRO: Suffered injury during training camp and was placed on injured reserve on Sept. 3 ... Was signed as a rookie free agent after four seasons at Louisiana State ...

2011: Spent entire rookie season on injured reserve.

COLLEGE: Four-year letterman at RB and on special teams ... Played in 40 games with two starts ... Career totals included 106 rushes for 527 yards and two TDs and 29 receptions for 214 yards ... Totaled 15 special teams tackles ... Appeared in 11 games with two starts as a senior ... Had 85 yards on 25 carries ... Wore No. 18 which is given to the player that best represents what it means to be a Tiger - on and off the field ... Saw action in two games as a junior after suffering season-ending knee injury ... Served as backup RB as a sophomore and played in all 13 games ... Totaled 186 yards on 44 carries and 10 receptions for 92 yards ... Appeared in all 14 games as a freshman at RB ... Rushed for 230 yards and two TDs on 35 carries ... Added eight receptions for 74 yards ... Totaled 10 tackles on special teams ... Graduated in December of 2010 with a degree in general studies.

PERSONAL: Single ... Attended Rayville High (La.) ... Three-time first-team all-state selection ... Ranked fifth on the state's all-time list with 7,059 career rushing yards ... Ranked as the state's fourth-best prospect by Tigerbait.com ... Also member of the Baton Rouge Advocate Super Dozen, the Mobile Register Super Southeast 120, and the Orlando Sentinel All-Southern Team ... Rebounded from a torn ACL suffered at the end of his junior season to rush for 1,559 yards and 22 TDs as a senior ... Rushed for 2,107 yards and 24 TDs as a junior ... Also lettered in track and field and was the LHSAA Class 2A state champion in the javelin ... Lost both parents to cancer prior to enrolling at LSU ... Parents are the late Robinson and Anna Murphy ... Comes from family of nine brothers and sisters ... Born in Monroe, La. ... Full name: Richard Lee Murphy.



77 • UCHE NWANERI
GUARD
 6-3 • 310 LBS.
PURDUE
 BORN MARCH 20, 1984
 GARLAND, TEXAS
 ACQ. 5TH ROUND OF 2007 DRAFT
 EXP.: 6TH YEAR

GAMES PLAYED/STARTED: 2007 (9/1, 0/0), 2008 (16/15), 2009 (16/13), 2010 (16/16), 2011 (16/16)

NFL TOTALS: 73 games, 61 starts

POSTSEASON TOTALS: 0 games, 0 starts

TRANSACTIONS: Originally drafted in the fifth round (149th overall) of the 2007 draft.

PRO: Sixth-year pro has emerged as one of the top guards in the NFL ... Has started 61 of 73 games (16 at LG, 45 at RG) since joining the club as a fifth-round pick in 2007 ... Can play both guard and center ... Blocked for RB Maurice Jones-Drew who has made three straight Pro Bowls ... Moved into the starting lineup in 2008 and made 15 starts at LG, started 13 games at RG in 2009 and all 16 games at RG in 2010 and 2011 ... Played in nine games with one start as a rookie ... Regarded as one of the sleepers of the 2007 draft ... Joined LB Akin Ayodele (2002) as only two players drafted from Purdue by the Jaguars ...

2011: Started all 16 games at RG for the second consecutive season ... Marked fourth time in five seasons he played in every game ... Blocked for NFL rushing leader Maurice Jones-Drew who earned his third consecutive trip to the Pro Bowl ... Jaguars ranked 12th in the NFL in rushing with 123.1 yards per game ... Part of an offensive line that helped club produce 14 100-yard rushing games ... Paved the way for 163 rushing yards in season-opener on **9/11 vs. TEN** ... Part of offense that produced a season-high 325 yards on **12/11 vs. TB** ... Helped Jones-Drew rush for a season-high 169 yards on **1/1 vs. IND** ...



2010: Started all 16 games at RG for the first time in his career ... Paved the way for a ground attack that ranked third in the NFL with 149.7 rushing yards per game, the second-highest average in franchise history ... Offense set a franchise-record with four 200-yard rushing games including a record three straight ... Helped Maurice Jones-Drew earn second consecutive trip to the Pro Bowl ... Protected David Garrard who set a single-season franchise record with 23 TD passes ... Part of OL that helped offense rush for 216 yards on **10/10 at BUF** ... Offense totaled a season-high 491 yards of offense on **11/14 vs. HOU**, the fourth-most in team history ... Paved way for 258 rushing yards on a franchise-record 53 carries on **12/5 at TEN**, the second-most rushing yards in franchise history ... On **12/12 vs. OAK**, he helped offense produce two 100-yard rushers (Rashad Jennings, 109; Maurice Jones-Drew, 101) for only the third time in franchise history ...


2009: Played in all 16 games for the second consecutive season with 13 starts at RG ... Saw limited action on **9/13 at IND** and **9/20 vs. ARI** ... **9/27 at HOU:** Saw extensive action at RG after Maurice Williams moved to RT to replaced injured Eben Britton ... **10/4 vs. TEN:** Made first start of the season at RG and helped team to 442 yards of offense including 323 passing yards by David Garrard, the third-most of his career ... **10/18 vs. STL:** Started at RG and helped offense to season-high 492 yards, the fourth-most in team history ... **11/1 at TEN:** Paved the way for season-high 217 rushing yards on 16 carries (13.6 avg.), the highest average per rush in the NFL since the 1970 merger ... **11/8 vs. KC:** Offense produced 426 total yards including 173 on the ground ...

2008: Started 15 of 16 games and did not miss a snap in the last 14 games ... Moved into starting role at LG after season-ending injury to Vince Manuwai on opening day ... **9/7 at TEN:** Replaced RG Maurice Williams who left the game after the first series with a biceps injury. Moved to LG when Manuwai was injured. Injured knee in the first quarter but returned to finish the game at LG ... **9/21 at IND:** Started at LG and played the entire game. Helped the Jaguars rush for season-high 236 yards and part of an offensive line that did not allow a sack ...

2007: Appeared in nine games with one start ... Saw extensive action on special teams ... Was inactive for both postseason games ... Saw action on special teams in first four games ... Was inactive for seven games ... **12/30 at HOU:** Made first career start at LG in place of rested starter Vince Manuwai in regular season finale.

COLLEGE: Played in 29 games at Purdue at LG ... Offense ranked among nation's best in total offense during career ... Started all 14 games at LG as a senior and helped team rank 13th in the nation in total offense, averaging 415.7 yards per game ... Suspended for the entire 2005 season and enrolled at Ivy Tech Community College in Indianapolis before re-enrolling at Purdue ... Started all 12 games at LG in 2004 and produced 44 knockdowns as part of an offensive line that helped the team rank fourth in the nation in passing offense at 321.2 yards per game ... Appeared in three games as a redshirt freshman ... Started career at DT before making the switch to the offensive line ... Majored in law and society.

PERSONAL: Single ... Resides in Garland, Texas. ... Was born in Dallas ... Parents are of Nigerian descent ... Attended Naaman Forest (Garland, Texas) High ... Rated the 48th-best DT in the nation by Student Sports Magazine as a senior ... Recorded 57 tackles, three sacks and two fumble recoveries as a senior ... Played in the Coca-Cola Classic All-Star Game ... Also participated in track ... Cousin, Ike Diogu, plays for the Sacramento Kings of the NBA ... Held monthly event, "Gaming 4 The Cause," at Sneakers Sports Grille during the 2009 and 2010 seasons to benefit the daniel home ... Served food to the homeless in 2009 at Clara White Mission ... Participated in fundraiser as a celebrity bowler for Big Brothers & Big Sisters of Northeast Florida ... Makes several school visits each year including trips to West Nassau High School, Jurlington Creek Elementary, Pinedale Elementary and spoke to group of students at Mandarin Middle School in 2009 ... Supported Shop with a Jock event at Wal-Mart in December of 2008 for more than 50 children from the Bridge of Northeast Florida and the MaliVai Washington Kids Foundation ... Visited Mandarin Middle School in 2009 to reward students for their work in the Super Bowl of Caring Program ... Teamed up with Activision Publishing and Pro vs. GI Joe in an online video game showdown in December of 2009 with military troops stationed across the world from the Touchdown Club at EverBank Field ... Attended several Team Teal events the last three years ... Supports and attends team sponsored events including Operation Blessing and Jaguars Sponsor Golf Tournament ... Participated in the 2011 Heal Zo Week to raise money for autism programs in Northeast Florida ... Full name: Uchechukwu Nwaneri ... Twitter handle is @Chukwu77 ... Name pronounced: OO-chay wah-NEHR-ee.

**24 • MONTELL OWENS**

RUNNING BACK

5-10 • 225 LBS.

MAINE

BORN MAY 4, 1984

WILMINGTON, DELAWARE

ACQ. ROOKIE FREE AGENT 2006

EXP.: 7TH YEAR

GAMES PLAYED/STARTED: 2006 (14/0), 2007 (16/0, 2/0), 2008 (16/0), 2009 (16/0), 2010 (16/0), 2011 (13/0)

NFL TOTALS: 91 games, 0 starts

POSTSEASON TOTALS: 2 games, 0 starts

TRANSACTIONS: Signed as an undrafted rookie 4/30/06.

PRO: Regarded as one of the NFL's top special teams players ... Voted to Pro Bowl in 2010 and 2011 after being named an alternate in 2009 ... First special teamer to be voted to the Pro Bowl in franchise history ... Owns franchise record for career special teams tackles with 108 and has led the team the last three seasons ... Has played in 91 games since earning a roster spot as a rookie free agent in 2006 including all 16 games in four of six seasons ... Has missed only five games in his career and had a streak of 65 consecutive games played snapped in 2011 ... Has three career forced fumbles, two in 2011, and one fumble recovery on special teams ... Tied a single-season franchise record with 30 special teams tackles in 2009 and followed with team-high 20 in 2010 and 13 in 2011 ... Ranked second on the team with 18 special teams tackles in 2008 and had two TDs on special teams ... Part of special teams unit that did not allow a punt return of more than 13 yards from 2009-10, the only team in the NFL to accomplish the feat ... Played major role on unit that led NFL in opponents punt return average (4.2) in 2009 and ranked first in the NFL in 2008 in opponent start position after kickoff (24.3) ... Re-signed in December 2011 ... Had four special teams tackles in 2007 postseason ... One of only three undrafted rookies to make the Jaguars 2006 opening day roster ...

2011: Led the team in special teams tackles with 13 despite missing three games with a knee injury ... Earned second consecutive Pro Bowl selection as AFC special teamer ... Recorded a career-high 10 carries for 39 yards and added two receptions for two yards ... Team captain ... **9/11 vs. TEN:** Rushed a career-best three times for 17 yards in the season-opener ... **9/25 at CAR:** Had two special teams tackles before leaving game with a knee injury ... Was inactive on **10/2 vs. NO**, **10/9 vs. CIN** and **10/16 at PIT**, snapping a streak of 68 consecutive games played ... **10/24 vs. BAL:** Returned to action and had one special teams tackle ... Had one special teams tackle on **10/30 at HOU** and **11/13 at IND** ... **11/20 vs. CLE:** Had two carries for 10 yards ... **11/27 vs. HOU:** Had two rushes along with one reception for six yards and one special teams tackle ... **12/5 vs. SD:** Gained 11 yards on two carries and added one reception and one special teams tackle ... **12/11 vs. TB:** Registered a season-high three special teams tackles. Forced two fumbles that were recovered by the Jaguars including an eight-yard TD return by Colin Cloberty ... Finished season with two tackles on **12/24 at TEN** and one tackle on **1/1 vs. IND** ...

2010: Appeared in all 16 games for the fourth consecutive season ... Became first special teamer to be voted to the Pro Bowl in franchise history ... Led team with 20 special teams tackles and one fumble recovery ... Recorded at least one tackle in 13 of 16 games ... Had one kickoff return for 22 yards ... Part of special teams unit that ranked in top 10 for opponents punt return (6.5 avg.) and opponents kickoff return average (21.5 avg.) ... Opened season with one special teams tackle in each of the first four games ... **10/10 at BUF:** Had two special teams tackles and stopped a fake punt in the fourth quarter ... **11/28 at NYG:** Led team with two special teams tackles ... **12/12 vs. OAK:** Matched his career-high with four special teams tackles. Recovered a fumble forced by Kassim Osgood on a kickoff in the third quarter ... Tallied two special teams tackles on **12/26 vs. WAS** ... Became franchise leader for special teams tackles on **1/2 at HOU** with two tackles ...

2009: Played in all 16 games for the third consecutive season ... Led team with a career-high 30 special teams tackles (18 solo), tied for the most in franchise history ... Named AFC first alternate for Pro Bowl special teamer ... Spearheaded a unit that led NFL in opponents punt return average (4.2) for the first time in franchise history ... The 4.2-yard average was the third-lowest in the NFL since 2000 ... Totaled 12 tackles in the last five games ... Also saw action at FB and finished with two carries for one yard ... Added three kickoff returns for 49 yards with a long of 29 ... Had one carry for three yards in season-opener on **9/13 at IND** ... Saw action at FB and on special teams on **9/20 vs. ARI** and had one carry and recorded 29-yard kickoff return ... Finished with two special teams tackles on **9/27 at HOU** and **10/4 vs. TEN** ... Established career-high with four special teams tackles on **10/11 at SEA** ... Finished with three special teams tackles on **11/1 at TEN** and moved into second place in franchise history with 57 career tackles ... **11/8 vs. KC:** Had his second consecutive game with three special teams tackles ... Totaled three special teams tackles on **12/6 vs. HOU** ... Matched his career-high with four special teams tackles on **12/17 vs. IND** ... Concluded season on **1/3 at CLE** with three special teams tackles, tying the franchise single-season record with 30 ...

2008: Played in all 16 games for the second consecutive season, seeing action on special teams and at FB ... Ranked second on the team with 18 special teams tackles (14 solo) along with one fumble recovery, and tied for third in scoring with

JAGUARS PRONUNCIATION GUIDE

Tyson Alualu	AH-lu AH-lu	Jalen Parmele	PAR-muh-lee
Lee Barbiasz	BAR-bye-az	Paul Posluszny	puz-LUZ-nee
Eben Britton	EBB-un	Odrick Ray	ODD-drick
Colin Cloberty	CLO-ur-tee	Josh Scobee	SKO-bee
Brandon Coutu	Ca-TOO	Naufahu Tahi	NOW-fah-hoo TAH-hee
Rashean Mathis	ruh-SHEEN	Chastin West	CHASS-tin
Drew Nowak	NO-wahk	Ashton Youboty	u-BO-tee
Uche Nwaneri	OO-chay wah-NEHR-ee		



3 TDs ... Had two rushes for 43 yards and two TDs, two receptions for 17 yards and two kickoff returns for 30 yards ... Named special teams player on Peter King's Sports Illustrated All-Pro Team ... Selected to USA Today All-Joe Team, which goes to players and coaches who have overachieved and are often overlooked ... Served as special teams captain ... **9/21 at IND:** Recorded first career reception of 10 yards on game-winning drive ... **9/28 vs. HOU:** Scored first career TD on a 41-yard run, the result of a fake-punt direct snap ... Had two special teams tackles on **10/5 vs. PIT** and **10/12 at DEN** ... Recorded two solo tackles on **11/2 at CIN** and recovered a fumble on a fourth quarter kickoff and returned it 18 yards for a TD ... **12/1 at HOU:** Had one assisted special teams tackle and returned two kickoffs for 30 yards ... **12/7 at CHI:** Saw extensive action at FB ... **12/18 vs. IND:** Had a two-yard TD run and added three tackles on special teams ... **12/28 at BAL:** Made one reception for seven yards ...

2007: Played in all 16 games, mainly on special teams ... Ranked fourth on the team with a then career-high 19 special teams tackles ... **9/16 vs. ATL:** Led team with three special teams tackles ... **9/23 at DEN:** Recorded one special teams tackle and forced a fumble on the opening kickoff of the second half that was recovered by the Jaguars ... Recorded two special teams tackles on **10/14 vs. HOU**, **11/25 vs. BUF** and **12/16 at PIT** ... **12/30 at HOU:** Recorded one special teams tackle and left game in the second quarter with a sprained ankle and did not return ... **1/5 at PIT:** Saw action on special teams in AFC Wild Card game. Recorded one tackle and returned two kickoffs for 15 yards ... **1/12 at NE:** Posted a team-high three special teams tackles in AFC Divisional Playoff game ...

2006: Played in 14 games, primarily on special teams ... Tied for sixth on team with eight special teams tackles ... **9/10 vs. DAL:** Recorded one solo special teams tackle and returned an onside kick four yards ... **9/18 vs. PIT:** Made team-high two special teams tackles ... **9/24 at IND:** Saw action at FB and helped Jaguars rush for 191 yards ... Also saw action at FB on **10/1 at WASH** ...

COLLEGE: Four-year letterman who played in 38 games at RB ... Set career-highs with 184 carries for 779 yards and nine TDs as a senior ... Played in nine games as a junior and had 49 carries for 187 yards and two TDs ... Appeared in nine games as a sophomore TB and rushed for 32 yards on 15 carries ... Played in 10 games as a freshman ... Majored in kinesiology.

PERSONAL: Married (Lisa) with daughter, Selah Jordan ... Lives in Jacksonville ... Attended Concord High in Wilmington, Del. ... Rushed for more than 1,100 yards and 20 TDs ... Also lettered in baseball and track ... Took classes toward his bachelor's degree at Maine in the 2007 offseason ... Shared his testimony at Sacred Heart Church in 2008 and also made visit to Beaches Chapel Church ... Attended classes in 2010 at Harvard Business School as part of the NFL Business Management and Entrepreneurial program ... Supports team initiatives including Jaguars golf tournament and Draft Day Fan Fest ... Enjoys spending time at local community agencies where he encourages kids to live a healthy lifestyle ... Visited Washington, D.C., in February 2009 as guests of USO and made trip to Walter Reed Army Medical Center to visit wounded soldiers ... Taped a PSA with Comcast for World Wide Day of Play ... Participated in Muscular Dystrophy Association event at the Jacksonville Landing ... Visited North Shore K-8 for the What Moves U kickoff event ... Teamed up with Lift Up America and Tyson Foods to distribute food to more than 50 local soup kitchens and pantries ... Is a musician in his spare time and is an accomplished trumpet player ... Teamed up with 12 area high school students in 2009 to form the St. Johns River City High School Jazz All-Stars and performed at the Jazz Festival in downtown Jacksonville ... Participated in the 2009 and 2010 HEAL Zoo Walk ... Served as celebrity waiter for the Children's Miracle Network fundraiser at Morton's Steakhouse ... Participated in photo shoot during the 2010 season to raise money for Boot Campaign, an organization that assists wounded returning combat military ... Distributed shoes and signed autographs for children at the Bridge of Northeast Florida in February of 2010 ... Spoke to a group of volunteers at Habitat for Humanity and participated in the organization's lego building contest at the Avenues Mall ... Holds annual Montell Owens Football Camp in his hometown ... Full name: Montell Ernest Owens.

OWENS' REGULAR SEASON STATISTICS

RUSHING	GP/GS	NO	YDS	AVG	LG	TD
2006 Jacksonville	14/0	0	0	0.0	0	0
2007 Jacksonville	16/0	0	0	0.0	0	0
2008 Jacksonville	16/0	2	43	21.5	41t	2
2009 Jacksonville	16/0	2	1	0.5	3	0
2010 Jacksonville	16/0	0	0	0.0	0	0
2011 Jacksonville	13/0	10	39	3.9	9	0
NFL totals: 6 years	91/0	14	83	5.9	41t	2

RECEIVING	GP/GS	NO	YDS	AVG	LG	TD	ST
2006 Jacksonville	14/0	0	0	0.0	0	0	8
2007 Jacksonville	16/0	0	0	0.0	0	0	19
2008 Jacksonville	16/0	2	17	8.5	10	0	18
2009 Jacksonville	16/0	0	0	0.0	0	0	*30
2010 Jacksonville	16/0	0	0	0.0	0	0	*20
2011 Jacksonville	13/0	2	2	1.0	6	0	*13
NFL totals: 6 years	91/0	4	19	4.8	16	0	@108

* Team Leader @ Team Record

ADDITIONAL STATISTICS: One kickoff return for four yards in 2006; Two kickoff returns for 30 yards in 2008; Three kickoff returns for 49 yards in 2009; One forced fumble on 9/23/07 at Denver; One fumble recovery for TD on 11/2/08 at Cincinnati; Two forced fumbles on 12/11/11 vs. Tampa Bay.

OWENS' POSTSEASON STATISTICS

RUSHING	GP/GS	NO	YDS	AVG	LG	TD
2007 Jacksonville	2/0	0	0	0.0	0	0

ADDITIONAL STATISTICS: Two kickoff returns for 15 yards in 2007; Four special teams tackles in 2007.



5 • JORDAN PALMER

QUARTERBACK
6-5 • 230 LBS.
TEXAS-EL PASO
BORN MAY 30, 1984
MISSION VIEJO, CALIFORNIA
ACQ. FREE AGENT 2012
EXP.: 4TH YEAR

GAMES PLAYED/STARTED: 2008 (3/0), 2009 (0/0, 0/0), 2010 (1/0)

NFL TOTALS: 5 games, 0 starts

POSTSEASON TOTALS: 0 games, 0 starts

TRANSACTIONS: Originally drafted by Washington in the sixth round (205th overall) of the 2007 draft ... Waived on 9/2/07 ... Signed by Cincinnati as a free agent on 1/30/08 ... Waived on 8/27/11 ... Signed by Jacksonville as a free agent on 5/7/12.

PRO: Fourth-year QB was signed by the Jaguars after attending three-day rookie minicamp on a tryout basis ... Spent four seasons (2008-11) with Cincinnati and saw action in four games, playing under Jaguars current offensive coordinator Bob Bratkowski ... Career totals include 10 of 15 passing for 59 yards with two INTs ... Played in one game in 2010 ... Was released by the Bengals on August 27, 2011 and was not with a team during the regular season ... Set numerous school records in four seasons at Texas-El Paso ... Brother of current Raiders QB Carson Palmer...

2011: Spent the preseason with Cincinnati where he played in all four games ... Was waived on final cuts ...

2010: Dressed but did not play in 15 of 16 games ... Saw action on **11/21 vs. BUF** and connected on all three passing attempts for 18 yards ...

2009: Was designated third QB for all 16 games ... Saw action in all four pre-season games and completed 22 of 40 passes for 281 yards with three TDs and three INTs ...

2008: Joined the Bengals on Jan. 30 as a free agent where he served as backup to his brother, Carson ... Became the first brother QB tandem during the Super Bowl era to be active NFL teammates ... Was designated third QB for three games and was active but DNP in eight games ... Made NFL debut on **10/19 vs. PIT** and was three of four passing for 11 yards. He and Carson became the first brothers to actually play QB for the same team in the same season ... Made brief appearance on **11/30 vs. BAL** and did not attempt a pass ... Completed four of six passes for 30 yards with one INT on **12/7 at IND** ...

2007: Was a sixth-round draft pick of Washington and spent the preseason with the club before he was waived on Sept. 1.

COLLEGE: Played four seasons at Texas El-Paso, setting school records for career passing yards (11,084) and TD passes (88) ... Finished career ranked 13th in NCAA Division I annals in TD passes and ranked 19th in passing yards ... Had 851 career completions in 1,427 attempts (59.6 pct.) ... Set school single-season marks as a senior for passing yards (3,595), completions (282), completion percentage (65.7) and passer efficiency (149.6 rating) ... Played in 46 career games with 42 starts ... Set school single-mark as a senior for passing yards (3,595), completions (282), completion percentage (65.7) and passer efficiency (149.6) Majored in communications ... Redshirted in 2002.

PERSONAL: Married (Dottie) ... Attended Mission Viejo High School ... Threw for 1,300 yards and 14 TDs as a senior ... Also participated in basketball and track ... Enjoys hunting and fishing ... Full name: Jordan Palmer.

PALMER'S REGULAR SEASON STATISTICS

YEAR	GP/GS	ATT	COMP	YDS	COMP%	TD	INT	LG	RTG
2008 Cincinnati	3/0	12	7	41	58.3	0	2	13	25.3
2009 Cincinnati	0/0	0	0	0	0.0	0	0	0	0
2010 Cincinnati	1/0	3	3	18	100.0	0	0	7	91.7
NFL Totals: 3 years	4/0	15	10	59	66.7	0	2	13	34.4

RUSHING: 2008: 1-4

SACKED-YARDS: 2008: 2-11; 2009: 2-20 (Totals: 4-31)



34 • JALEN PARMELE
RUNNING BACK
 5-11 • 225 LBS.
 TOLEDO
 BORN DECEMBER 30, 1985
 MIDLAND, MICHIGAN
 ACQ. FREE AGENT 2012
 EXP.: 3RD YEAR

GAMES PLAYED/STARTED: 2008 (1/0), 2009 (7/0, 2/0), 2010 (16/0, 2/0)

NFL TOTALS: 24 games, 0 starts

POSTSEASON TOTALS: 2 games, 0 starts

TRANSACTIONS: Originally drafted by the Miami Dolphins in the sixth round (176th overall) of the 2008 draft ... Waived on 9/24/08 ... Signed by Miami to practice squad on 9/26/08 ... Signed by Baltimore off the Dolphins practice squad on 12/10/08 ... Waived on 9/3/11 ... Signed by Jacksonville as a free agent on 5/1/12.

PRO: Third-year pro sees action on special teams, at FB/RB and as kickoff returner ... Totaled 33 career kickoff returns for 845 yards (25.6 avg.) with a long of 53 yards along with seven rushes for 44 yards ... Recorded 19 career special teams tackles including 12 in 2010 ... Was originally a sixth-round draft pick of Miami in 2008 ... Was signed by Baltimore off Dolphins practice squad and spent three seasons with the club ... Spent 2011 preseason with the Ravens ... Four-year letterman at Toledo ... Born in Boynton Beach, Fla. ...

2011: Spent preseason with Baltimore and was waived on final cuts ... Rushed 25 times for 76 yards and one TD in the preseason ...

2010: Played in all 16 games ... Led the team with 24 kickoff returns for 562 yards (23.4 avg.) with a long of 39 yards ... Ranked third on the team with 12 special teams tackles ... Averaged 25.3 yards on three kickoff returns on **10/24 vs. BUF** and also had a special teams tackle and forced fumble that led to a score ... Recorded a career-high four special teams tackles on **12/19 vs. NO** and returned three kickoffs for 26.3-yard average ... Played in both postseason games and averaged 21.7 yards on three kickoff returns ... Had four rushes for 13 yards in AFC Wild Card game on **1/9 at KC** ...

2009: Appeared in seven games ... Totaled seven special teams tackles and averaged 31.4 yards on nine kickoff returns ... Rushed five times for 17 yards, all on **12/13 vs. DET** ... Made three special teams tackles and a fumble recovery on **12/20 vs. CHI** ... Had 29.0-yard average on five kickoff returns with a long of 45 yards on **12/27 at PIT** ... Returned four kickoffs for 138 yards (34.5 avg.) including a career-long 53-yarder on **1/3 at OAK**. Also tied for team-lead with two special teams tackles ... Recorded five kickoff returns for a 19.4-yard average in two post-season games ...

2008: Saw action in one game ... Was a sixth-round draft pick of Miami and spent time on the club's practice squad ... Was signed by Baltimore to the active roster on Dec. 10 ... Made NFL debut on **12/28 vs. JAX** and carried the ball two times for 27 yards.

COLLEGE: Four-year letterman ... Career totals included 589 carries for 3,119 yards (5.3 avg.) with 28 TDs ... Started all 12 games as a senior and earned All-Mid-American Conference honors ... Played in the Hula Bowl following senior season ... Ranked ninth in country with 1,511 yards on 276 carries and scored a career-high 14 TDs ... Added 17 receptions for 157 yards and one TD along with 20 kickoff returns for a 28.0-yard average ... Had an 82-yard kickoff return for a TD ... Named first-team All-MAC as a junior, carrying the ball 207 times for 1,131 yards and eight TDs ... Finished with five 100-yard rushing games ... Majored in information systems.

PERSONAL: Attended H.H. Dow High School (Midland, Mich.) ... Lettered in football, track and basketball ... Named first-team All-Class A All-State as a senior, rushing for 1,507 yards and 23 TDs ... Was actively involved in the community while playing for the Ravens ... Full name: Justin Alexander Parmele.

PARMELE'S REGULAR SEASON STATISTICS

RUSHING	GP/GS	NO	YDS	AVG	LG	TD
2008 Baltimore	1/0	2	27	13.5	31	0
2009 Baltimore	7/0	5	17	3.4	7	0
2010 Baltimore	16/0	0	0	0.0	0	0
NFL totals: 3 years	24/0	7	44	6.3	31	0

RETURNS	PUNT RETURNS						KICKOFF RETURNS				
	NO	FC	YDS	AVG	LG	TD	NO	YDS	AVG	LG	TD
2008 Baltimore	0	0	0	---	0	0	0	0	---	0	0
2009 Baltimore	0	0	0	---	0	0	9	283	31.4	53	0
2010 Baltimore	0	0	0	---	0	0	24	562	23.4	39	0
NFL totals: 3 years	0	0	0	---	0	0	33	845	25.6	53	0



51 • PAUL POSLUSZNY
LINEBACKER
 6-2 • 242 LBS.
 PENN STATE
 BORN OCTOBER 10, 1984
 ALIQUIPPA, PENNSYLVANIA
 ACQ. UNRESTRICTED FREE AGENT 2011 (BUFFALO)
 EXP.: 6TH YEAR

GAMES PLAYED/STARTED: 2007 (3/3), 2008 (16/16), 2009 (12/12), 2010 (14/14), 2011 (16/16)

NFL TOTALS: 61 games, 61 starts

JAGUARS TOTALS: 16 games, 16 starts

POSTSEASON TOTALS: 0 games, 0 starts

TRANSACTIONS: Originally drafted by Buffalo in the second round (34th overall) of the 2007 draft ... Signed by Jacksonville as an unrestricted free agent on 7/29/11.

PRO: Sixth-year LB mans the middle of the Jaguars defense ... Has started 61 games since he was a second-round pick of the Buffalo Bills in 2007 ... Signed with the Jaguars as an unrestricted free agent in 2011 ... Career totals include 602 tackles (429 solo) including four straight seasons of 100-plus tackles ... Has six INTs, five sacks, 16 passes defended, five forced fumbles and one fumble recovery ... Compiled a career-high 192 tackles in 2011, the second-most in Jaguars history for a season ... Recorded double-digit tackles in 11 of 16 games in 2011 and ranked second on club with nine tackles for loss ... Led Bills in tackles his final two seasons including a then career-high 140 in 2010 ... Had career-best three INTs in 2009 ... Missed 13 games as a rookie with forearm injury ... Was first Bills rookie to start the season-opener since 1987 ... Was first player ever to record 100-plus tackles three times in a college career ... Two-time winner of Bednarik Award for best defensive player in the nation ...

2011: Started all 16 games at MLB in his first season with the Jaguars and produced the best numbers of his career ... Led club with a career-high 192 tackles (132 solo) and ranked second with nine tackles for loss ... The 192 tackles ranked as second-most in franchise history and marked his fourth straight season with 100-plus tackles ... Tied for the team-lead with two INTs ... Added seven QB pressures, one forced fumble, two passes defended and two sacks ... Played major role on defense that ranked sixth in the NFL (313.0-yard average), the highest ranking for the club since 2006 (2nd) ... Recorded double-digit tackles in 11 of 16 games ... **9/11 vs. TEN:** Did not miss a snap and had four tackles and one pass defended in his Jaguars debut ... **9/18 at NYJ:** Led team with 14 tackles ... **9/25 at CAR:** Totaled 12 tackles and one tackle for loss ... **10/2 vs. NO:** Posted a team-high 16 tackles (13 solo) along with one sack, one tackle for loss and one pass defended ... **10/9 vs. CIN:** Tallied a team-high 15 tackles while not missing a snap ... **10/16 at PIT:** Returned to home state and registered a career-high 19 tackles and one tackle for loss ... **10/24 vs. BAL:** Made five solo tackles and added one tackle for loss and one QB pressure ... **10/30 at HOU:** Paced team with 15 tackles (eight solo), one tackle for loss and one QB pressure ... **11/13 at IND:** Intercepted QB Curtis Painter in the fourth quarter and split a sack with John Chick of Painter in the second quarter. Totaled 11 tackles (eight solo) and one tackle for loss ... **11/20 at CLE:** Split a sack with Matt Roth in the third quarter. Led team with 13 tackles (six solo) ... **11/27 vs. HOU:** Forced a fumble by RB Arian Foster in the first quarter that was scooped up by Ashton Youbouty and returned 38 yards for a TD. Finished with a team-high 14 tackles (eight solo) and two tackles for loss ... **12/5 vs. SD:** Posted a team-best 14 tackles (11 solo) ... **12/11 vs. TB:** Intercepted QB Josh Freeman in the third quarter. Paced team with 12 tackles ... Finished with 15 tackles on **12/15 at ATL** and seven tackles on **12/24 at TEN** ... **1/1 vs. IND:** Compiled six tackles before leaving game with a shoulder injury ...

2010: Started 13 games at MLB ... Led team with career-high 140 tackles (95 solo) along with a career-high two sacks, five QB pressures and three passes defended ... Had eight double-digit tackle games ... Opened season with eight tackles, one tackle for loss and second career sack on **9/12 vs. MIA** ... Was inactive on **9/19 at GB** and **9/26 at NE** ... Returned to the lineup on **10/3 vs. NYJ** and collected 12 tackles ... Led team with 13 tackles on **10/10 vs. JAX** ... Registered a career-high 18 tackles along with one QB hit and one pass defended on **10/31 at KC** ... Tied for a team high with 10 tackles on **11/7 vs. CHI** and followed with a game-high 13 tackles on **11/14 vs. DET** ... Had one tackle for loss and 10 total tackles on **11/21 at CIN** ... Paced team with 15 tackles including two tackles for loss and a sack on **12/5 at MIN** ... Made nine tackles on **12/12 vs. CLE** and 13 tackles on 12/26 vs. NE ... DNP on **1/2 at NYJ** ...

2009: Started 12 games at MLB ... Voted team captain ... Totaled 115 tackles (92 solo), one sack, three INTs, four passes defended and three forced fumbles ... Tied for second among NFL LBs with three INTs and was first Bills LB with three INTs in a season since 2006 ... Had six tackles in the first half on **9/14 at NE** before leaving game in second quarter with an arm injury ... Inactive for next four games ... Returned to starting lineup on **10/18 at NYJ** and recorded nine tackles, one tackle for loss, one QB hit and an INT. Intercepted Mark Sanchez in overtime which led to the game-winning FG ... Forced a fumble and accumulated nine tackles on **11/1 vs. HOU** ... Recorded first career sack which included a forced fumble on **12/3 vs. NYJ** ... Recorded an INT on **12/3 at KC** ... Tied for a team-high with nine tackles on **12/20 vs. NE** and had an INT in the 1st quarter. Became first Bills LB to post INTs in consecutive games since Bryce Paup in 1995 ...



2008: Started all 16 games for the only time in career ... Led team with 129 tackles (90 solo) ... Added four QB pressures, one INT, seven passes defended, one forced fumble and one fumble recovery ... Opened season on **9/7 vs. SEA** and had seven tackles ... Recovered first career fumble on **9/14 vs. OAK** ... Led the team in tackles with 12 on **9/28 at STL** ... Got first career forced fumble on **10/26 at MIA** ... Established a career-high with 13 tackles on **11/2 vs. NYJ** and registered first career INT on **12/14 at NYJ** ...

2007: Started three games as a rookie before suffering a season-ending forearm injury in week three ... Became first Bills rookie MLB to start the season-opener since Shane Conlan in 1987 ... Started first career game on **9/9 vs. DEN** and tied for team lead with 11 tackles ... Led team in tackles with 12 on **9/16 at PIT** ... Totaled three tackles on **9/23 at NE** before leaving game with an arm injury.

COLLEGE: Finished career with a school-record 372 tackles ... Started 37 of 44 games ... First player ever to record 100-plus tackles three times in a college career ... Two-time winner of the Bednarik Award for best defensive player in the nation, joining Pat Fitzgerald of Northwestern as the only players to win the award twice ... Won Dick Butkus Award for nation's top LB as a junior ... Served as first junior co-captain at Penn State since 1968 ... Called "best linebacker to ever play at Penn State" by Hall of Fame LB and PSU alum Jack Ham ... Suffered knee injury in Orange Bowl as a junior but returned to lead team with 116 tackles as a senior ... Selected as first-team All-America by the Associated Press, Walter Camp, and the NFL Draft Report ... ESPN Academic All-America for Division I football ... Led team with 116 tackles as a junior and helped lead Penn State to Big Ten Conference and Orange Bowl title as a junior ... Became only seventh player in school history to earn first-team All-America and Academic All-America honors in the same season ... Became first Big Ten student-athlete selected Football Player of the Week for three consecutive weeks ... Academic All-America selection after earning a 3.66 GPA ... Totaled 104 tackles in 2004 and became first sophomore since 1992 to lead team in tackles ... Also tied for team lead with three sacks ... Changed number to 31 during season to honor former Penn State LB Shane Conlan ... Earned Academic All-District and Academic All-Big Ten honors ... Named to the Sporting News Big Ten Conference All-Freshman team ... Named to Dean's List five out of first six semesters ... Graduated in three and a half years with a degree in finance.

PERSONAL: Engaged (Elizabeth Johnson)... Attended Hopewell High (Pa.) where he lettered in football, basketball and baseball ... Led team to WPIAL and Pennsylvania Class AAA championships as a senior ... Served as team captain ... Totaled 88 tackles and six sacks at LB and set school records with 1,575 rushing yards and 15 TDs as RB ... Named Pittsburgh Post-Gazette, Pittsburgh Tribune-Review and Pittsburgh Athletic Association Player of the Year as senior ... Graduated 17th in his class of 220 with a 3.8 GPA ... Went on a 10-day trip to Iraq to visit military troops in January 2008 ... Brother, Stan, played baseball at West Virginia ... Younger brother, David, played football at Notre Dame ... Interned at UBS Financial Services in Pittsburgh during 2010 offseason ... Full name: Paul Posluszny, pronounced puz-LUZ-nee.

POSLUSZNY'S REGULAR SEASON STATISTICS

TACKLES	GP/GS	TKL	SOLO	ASST	ST	SACKS	FF	FR	PD
2007 Buffalo	3/3	26	20	6	1	0.0	0	0	0
2008 Buffalo	16/16	129	90	39	0	0.0	1	1	7
2009 Buffalo	12/12	115	92	23	0	1.0	3	0	4
2010 Buffalo	14/14	140	95	45	0	2.0	0	0	3
2011 Jacksonville	16/16	*192	*132	*60	0	2.0	1	0	2
NFL totals: 5 years	61/61	602	429	173	1	5.0	5	1	16

* Team Leader

INTERCEPTIONS	GP/GS	NO	YDS	AVG	LG	TD
2007 Buffalo	3/3	0	0	0.0	0	0
2008 Buffalo	16/16	1	9	9.0	9	0
2009 Buffalo	12/12	3	20	6.7	17	0
2010 Buffalo	14/14	0	0	0.0	0	0
2011 Jacksonville	16/16	2	2	1.0	2	0
NFL totals: 5 years	61/61	6	31	5.2	17	0



88 • ZACH POTTER

TIGHT END
6-7 • 265 LBS.
NEBRASKA
BORN MAY 4, 1986
OMAHA, NEBRASKA
ACQ. FREE AGENT 2009
EXP.: 3RD YEAR

GAMES PLAYED/STARTED: 2009 (1/1), 2010 (12/1), 2011 (15/7)

NFL TOTALS: 28 games, 9 starts

POSTSEASON TOTALS: 0 games, 0 starts

TRANSACTIONS: Originally signed by New York Jets as an undrafted rookie on 5/1/09 ... Waived on 9/5/09 ... Signed by Jacksonville to practice squad on 9/17/09 ... Signed to active roster on 12/21/09.

PRO: Third-year TE has played in 28 games with nine starts ... Was converted from college position of defensive end ... Originally signed as undrafted rookie by New York Jets and spent majority of first season on Jaguars practice squad ... Has

nine career receptions for 77 yards ... Sees action on special teams and returned a blocked punt 46 yards for a TD in 2011 ... Played in 50 games in college, finishing with eight sacks and 28 tackles for loss ...

2011: Played in a career-high 15 games with seven starts at TE ... Saw extensive action on special teams ... Finished with five receptions for 50 yards with a long of 22 ... Started at TE on **9/18 at NYJ** ... Recovered a kickoff in the fourth quarter on **10/30 at HOU** ... Posted a career-high three receptions for 24 yards on **12/5 vs. SD** ... Earned start on **12/15 at ATL** and also saw action on special teams. Scooped up a blocked punt by Kassim Osgood and ran 46 yards for his first career TD. Marked first blocked punt returned for a score since Nov. 1, 1998 at Baltimore when Alvis Whitted returned it 24 yards ... Made career-long 22-yard reception in the first quarter on **12/24 at TEN** ... Was inactive (calf) for the season-finale on **1/1 vs. IND** ...

2010: Saw action in 13 games including second start of career ... Made three receptions for 24 yards ... Played extensively as extra TE and as blocker in short yardage situations in addition to playing on special teams ... Made first reception of season on **10/24 at KC** ... **12/26 vs. WAS:** Saw most extensive action of season after Zach Miller left game with concussion, finishing with two catches for 14 yards ... The next week made second start of career in two-TE set in finale **1/2 at HOU** ...

2009: Spent majority of rookie season on practice squad ... Activated to 53-man roster on Dec. 21 ... Was inactive on **12/27 at NE** ... Started at TE in NFL debut on **1/3 at CLE** and recorded a three-yard reception from David Garrard.

COLLEGE: Played in 50 games with 24 starts as DE and was two-time honorable mention All-Big 12 selection ... Five-time Big 12 Commissioner's Academic Honor Roll selection ... Career totals included 96 tackles, 28 tackles for loss and eight sacks ... Added five blocked kicks and three in 2008, both school records ... As a senior ranked second on team with 16 tackles for loss and 5.5 sacks and added two INTs ... Served as team captain ... Played in all 12 games with 11 starts as a junior, finishing with 45 tackles, 11 tackles for loss and 2.5 sacks ... Appeared in 13 games as a sophomore and made three tackles ... Played in all 12 games as a true freshman ... Graduated in May 2009 with a degree in communications.

PERSONAL: Married (Tyler Godbout) ... Resides in Omaha, Neb. ... Attended Creighton Prep, playing TE and DE ... Had 16 sacks and 109 tackles in final two seasons ... Was first-team all-state selection in basketball as a senior ... Won the Bert Renzer Award as the state's top male athlete from the B'Nai B'rith organization ... Avid supporter of NFL Play 60 program ... Signed autographs at Florida Times-Union to help raise money for United Way ... Participated in 2010 Operation Blessing ... Twitter handle is @ZachPotter88 ... Full name: Zach Potter.

POTTER'S REGULAR SEASON STATISTICS

RECEIVING	GP/GS	NO	YDS	AVG	LG	TD
2009 Jacksonville	1/1	1	3	3.0	3	0
2010 Jacksonville	12/1	3	24	8.0	10	0
2011 Jacksonville	15/7	5	50	10.0	22	0
NFL totals: 2 years	28/9	9	77	8.6	22	0

ADDITIONAL STATISTICS: Returned blocked punt by Kassim Osgood 46 yards for a TD on 12/15/11 at ATL.



15 • TAYLOR PRICE

WIDE RECEIVER
6-1 • 195 LBS.
OHIO
BORN OCTOBER 8, 1987
HILLIARD, OHIO
ACQ. WAIVERS 2011 (NEW ENGLAND)
EXP.: 3RD YEAR

GAMES PLAYED/STARTED: 2010 (1/0), 2011 (5/0)

NFL TOTALS: 6 games, 0 starts

JAGUARS TOTALS: 2 games, 0 starts

POSTSEASON TOTALS: 0 games, 0 starts

TRANSACTIONS: Originally drafted by New England in the third round (90th overall) of the 2010 draft ... Waived on 12/3/11 ... Claimed off waivers by Jacksonville on 12/6/11.

PRO: Third-year WR has played in six career games and totaled five receptions for 80 yards ... Was originally a third-round draft pick of New England in 2010 ... Appeared in four games over two seasons for the Patriots ... Was claimed off waivers by the Jaguars on Dec. 5, 2011 and saw action in two games ... All-time leader at Ohio University in career receptions (149) and ranked second career TD receptions (14) and career receiving yards (2,019) ...

2011: Played in seven games for the Patriots before being waived on Dec. 3 ... Was inactive for seven games ... Claimed off waivers by the Jaguars on Dec. 6 and saw action in two games ... Made Jaguars debut on **12/15 at ATL** and recorded two receptions for 39 yards (21 and 18 yards) ... Dressed but did not play on **12/24 at TEN** ... Saw action at WR and on special teams on **1/1 vs. IND** ...



2010: Inactive for the first 15 weeks of the season ... Made NFL debut and caught three passes for 41 yards on **1/2 vs. MIA**.

COLLEGE: Four-year letterman at Ohio ... All-time leader in career receptions (149), single-game receptions (14) and tied the school record for TD receptions in a game (3) ... Second all-time in school history in career TD receptions (14) and career receiving yards (2,019) ... Caught a team-high 56 passes for 784 yards and five TDs as a senior ... Named Second-Team All-MAC at wide receiver ... Started 11 of 12 games as a junior and led the team with 51 receptions for 694 yards and five TDs ... Appeared in all 12 games as a sophomore and hauled in 33 receptions for 464 yards and four TDs ... Played in all 14 games with one start as a freshman ... Posted nine receptions for 77 yards ... Majored in health services administration.

PERSONAL: Single ... Attended Hilliard Darby High (Ohio) ... Named honorable mention all-district as a senior ... Was second-team all-conference as a junior ... Made 30 catches for 400 yards ... Had 52 tackles and two interceptions as a junior ... Also blocked five kicks ... Lettered once in baseball ... Son of Kim Price ... Full name: Taylor Price.

PRICE'S REGULAR SEASON STATISTICS

	RECEIVING	GP/GS	NO	YDS	AVG	LG	TD
2010	New England	1/0	3	41	13.7	18	0
2011	NE/JAX	5/0	2	39	19.5	21	0
NFL totals: 2 years		6/0	5	80	16.0	21	0



42 • CHRIS PROSINSKI

SAFETY

6-1 • 208 LBS.

WYOMING

BORN APRIL 28, 1987

BUFFALO, WYOMING

ACQ. 4TH ROUND OF 2011 DRAFT

EXP.: 2ND YEAR

GAMES PLAYED/STARTED: 2011 (13/1)

NFL TOTALS: 13 games, 1 start

POSTSEASON TOTALS: 0 games, 0 starts

TRANSACTIONS: Originally drafted in the fourth round (121st overall) of the 2011 draft.

PRO: Second-year pro has ability to play both safety positions ... Saw action in 13 games as a rookie and had 10 special teams tackles ... Missed the final three games with a thumb injury ... First player drafted by the Jaguars from Wyoming ... Selected with pick obtained from New Orleans for Jaguars' 2010 5th-round pick ... Three-year starter at Wyoming including last 37 games at free safety ... Ranked fourth in school history with 373 tackles and led his team in final two seasons ... Was state champion in long jump, 110 hurdles and 100 meter dash in high school ...

2011: Appeared in 13 games as a rookie and made one start at safety ... Posted 19 tackles (seven solo) and had 10 special teams tackles ... Made NFL debut on **9/11 vs. TEN** ... Recorded two tackles on **9/25 at CAR**, **10/2 vs. NO** and **10/16 at PIT** ... Had two special teams tackles on **11/13 at IND** and one tackle on defense ... Led team with a career-high three special teams tackles on **11/27 vs. HOU** ... Saw extensive action at safety on **12/5 vs. SD** after Dwight Lowery left with an injury and recorded three tackles ... Earned first career start on **12/11 at TB** and finished with four solo tackles. Injured his thumb and was placed on injured reserve on Dec. 12.

COLLEGE: Three-year starter ... Career totals include 373 tackles (197 solo), 21 passes defended and five INTs ... Played in the Texas vs. Nation All-Star Game ... Ranked fourth in school history in tackles ... Led team in tackles his final two seasons ... Two-time All-Mountain West Conference (MWC) selection ... Second team All-MWC selection as a senior ... Team captain ... Led team for the second consecutive season in tackles, finishing with 108 (66 solo) ... Ranked third in conference in tackles ... Added two INTs, two forced fumbles and five passes defended ... Received Coach Paul Roach Team MVP Award, named after former Wyoming head football coach and athletic director ... Was one of two players to be honored by the Wyoming chapter of the National Football Foundation as its UW Scholar-Athletes ... One of 121 semifinalists for The William V. Campbell Trophy, previously named the Draddy Trophy, for college football's top scholar athlete ... Started all 13 games as a junior ... Second-team All-MWC selection and earned Academic All-Conference honors ... Totaled team-high 140 tackles (71 solo), 3.5 tackles for loss, six passes defended, two forced fumbles and one fumble recovery ... Had double-digit tackles in eight consecutive games to close out the season ... Started all 12 games in first season as a starter as a sophomore ... Finished with 88 tackles and three INTs ... Honorable-mention All-MWC selection ... Academic All-Conference honoree ... Led team with 12 passes defended which ranked fourth in the conference ... Tied for team lead in INTs ... Played in all 12 games as a redshirt freshman ... Credited with 37 tackles and one pass defended ... Graduated in May, 2010 with a degree in business administration.

PERSONAL: Single ... Resides in Buffalo, Wyo. ... Attended Buffalo High School in Wyoming where he starred at QB and at returner ... Led school to back-to-back Wyoming 4-A state titles ... Named Offensive Player of the Year in state of Wyoming by the Casper Star-Tribune following his senior year ... Was two-time all-state selection ... Excelled in basketball and helped team post a 23-2 record as a senior ... Earned All-State honors in his final two seasons ... Also lettered in track and field where he won the state championship in the long jump as a junior and captured three individual state championships in the long jump, 110 hurdles and 100 meter dash as a senior ... Set school records in the long jump, 110 hurdles, 300 hurdles and 4x400 relay ... Achieved a perfect 4.00 GPA in high school ... Was one of only five former high school football student-athletes in the nation to be named National Football Foundation (NFF) National High School Scholar-Athlete. More than 2,500 are honored annually by the 120 NFF chapters across the country and only five receive the award ... Trained in Orlando with Tom Shaw prior to the NFL Draft ... Father, Paul, was high school basketball coach for 30 years and also coached track ... Full name: Chris Prosinski.

PROSINSKI'S REGULAR SEASON STATISTICS

TACKLES	GP/GS	TKL	SOLO	ASST	ST	SACKS	FF	FR	PD	TFL
2011 Jacksonville	13/1	18	7	11	10	0.0	0	0	0	0



65 • WILL RACKLEY

GUARD/CENTER

6-3 • 310 LBS.

LEHIGH

BORN OCTOBER 11, 1989

RIVERDALE, GEORGIA

ACQ. 3RD ROUND OF 2011 DRAFT

EXP.: 2ND YEAR

GAMES PLAYED/STARTED: 2011 (15/14)

NFL TOTALS: 15 games, 14 starts

POSTSEASON TOTALS: 0 games, 0 starts

TRANSACTIONS: Originally drafted in the third round (76th overall) of the 2011 draft.

PRO: Started 14 games at LG as a rookie ... Physical, athletic lineman who has ability to play guard and tackle ... First player drafted by the Jaguars from a Patriot League school ... Highest drafted Lehigh player since 1974 and the first player to be drafted since 1995 ... Selected with pick obtained from San Francisco for 3rd and 6th-round picks (80, 182) ... Four-year starter at Lehigh ... Starred in East-West Shrine Game ... Began collegiate career at guard before making move to tackle ...

2011: Started 14 of 15 games as a rookie at LG ... Joined QB Blaine Gabbert (14 starts) as only rookies among Jaguars to make at least 14 starts ... Paved the way for NFL rushing leader Maurice Jones-Drew who set a single-season franchise record with 1,606 rushing yards ... Part of an offensive line that helped club produce 14 100-yard rushing games ... Started at LG in NFL debut on **9/11 vs. TEN** as team finished with season-high 163 rushing yards ... Dressed but did not play on **9/25 at CAR** and saw action as a reserve on **10/9 vs. CIN** ... Helped Jones-Drew rush for a season-high 169 yards on **1/1 vs. IND**.

COLLEGE: Four-year starter ... Three-time All-Patriot League selection ... Began career as a guard before making move to tackle for final three seasons ... Started 45 of 46 games and ended career with 40 straight starts with 35 at LT and 10 at RG ... Finished career with 85.2 percent grade for blocking consistency, 300 knock-downs and 35 touchdown-resulting blocks ... Started all 13 games at LT as a senior and led team to Patriot League Championship ... Served as team captain ... First-team All-America selection by The NFL Draft Report, College Sporting News and Associated Press ... Was first Lehigh player to receive consensus All-America honors since 2004 ... Earned first-team All-Patriot League for third consecutive season ... Registered 88 knockdowns and 12 touchdown-resulting blocks ... Part of OL that allowed only 14 sacks, the second-fewest in league and 16th in nation ... Started all 11 games at LT as junior ... Third-team AP All-America selection ... First-team All-Patriot League choice ... Member of Patriot League Academic Honor Roll ... Had 81 knockdowns with nine touchdown-resulting blocks ... Moved to LT as a sophomore and started all 11 games ... Entered camp at 295 pounds and bulked up after move from G to OT ... First-team All-Patriot League selection ... Registered eight touchdown-resulting blocks and 79 knockdowns ... Started 11 games at RG as a true freshman ... Was first true freshman to start in 20 seasons at school ... Played at 270 pounds ... Graduated in May with a degree in product design.

PERSONAL: Single ... Resides in Riverdale, Ga. ... Grew up in Fayetteville, North Carolina where he played RB as a child ... Attended Riverdale (Ga.) High School ... Played under head coach Nick Davis ... Was first-team All-Area offensive lineman and second-team All-Area defensive tackle ... Served as team captain ... Tulane was only school to offer college scholarship. Spent time at IMG Academies in Florida working out prior to NFL Scouting Combine ... Born in Athens, Greece ... Father was in military ... Twitter handle is @WillRackley ... Full name: William Rackley.




81 • LAURENT ROBINSON
WIDE RECEIVER
6-2 • 205 LBS.
ILLINOIS STATE
BORN MAY 20, 1985
ROCKLEDGE, FLORIDA
ACQ. UNRESTRICTED FREE AGENT 2012 (DALLAS)
EXP. 6TH YEAR

GAMES PLAYED/STARTED: 2007 (15/6), 2008 (6/0), 2009 (3/3), 2010 (14/11), 2011 (14/4)

NFL TOTALS: 52 games, 24 starts

POSTSEASON TOTALS: 0 games, 0 starts

TRANSACTIONS: Originally drafted by Atlanta in the third round (75th overall) of the 2007 draft ... Traded to St. Louis on 4/6/09 ... Signed by San Diego as an unrestricted free agent on 8/5/11 ... Released on 9/3/11 ... Signed by Dallas as free agent on 9/7/11 ... Released on 9/13/11 ... Signed by Dallas as a free agent on 9/20/11 ... Signed by Jacksonville as an unrestricted free agent on 3/14/12.

PRO: Tall, athletic wide receiver has spent time with Atlanta, St. Louis, San Diego and Dallas ... Has played in 52 games with 24 starts ... Career totals include 143 receptions for 1,858 yards (13.0 avg.) and 15 TDs ... Has four career 100-yard receiving games and 17 receptions of 25-plus yards ... Registered career-high numbers in 2011 for the Cowboys with 54 receptions for 858 yards (15.9 avg.) and 11 TDs ... Had a receiving touchdown in five straight games ... Originally drafted by Atlanta in the third round of the 2007 draft ... Was hampered by injuries in 2008-09 ... Played under Jaguars head coach Mike Mularkey with Falcons in 2008 ...

2011: Saw action in 14 games with four starts for Dallas ... Spent preseason with San Diego before being waived on Sept. 3 and signed with the Cowboys on Sept. 7 ... Stepped into prominent role with injury to WR Miles Austin ... Posted a career-high 54 receptions for 858 yards (15.9 avg.) with 11 TDs ... His 11 TDs led team and he became only eighth different Cowboy to reach double-digit receiving TDs in a season ... Registered a receiving TD in five straight games, tied for the seventh-longest streak in Cowboys history ... Had 10 catches of 25-plus yards and 11 games with at least four receptions ... **9/26 vs. WAS:** Made Cowboys debut and totaled three receptions for 49 yards with a long of 25 yards ... **10/2 vs. DET:** Earned first start with Dallas and led team with a career-high 116 yards on seven catches. Became seventh Cowboy to reach the 100-yard mark in his first career start ... **10/16 at NE:** Recorded a 32-yard reception ... **10/30 at PHI:** Paced team with 103 receiving yards on five receptions (20.6 avg.). Hooked up with Tony Romo for a 70-yard TD for the club's only points ... **11/6 vs. SEA:** Registered five receptions for 32 yards and a TD, marking the first time in his career with a TD in consecutive games ... **11/13 vs. BUF:** Scored two TDs including a 58-yarder, his first career multi-TD game ... **11/20 at WAS:** Finished with four receptions for 34 yards and a seven-yard TD catch ... **11/24 vs. MIA:** Was targeted 13 times and finished with seven receptions for 79 yards and two TDs, his fifth consecutive game with a TD reception ... **12/4 at ARI:** Tallied 72 yards on four receptions for an 18.0-yard average with a long of 36 yards ... **12/11 vs. NYG:** Established a career high with 137 yards on four receptions (34.3 avg.) with one TD including a 74-yard catch. Marked fourth career 100-yard receiving game ... **1/1 at NYG:** Concluded season with four catches for 61 yards and two TDs including a 34-yard TD reception. Marked third multi-TD game of the season ...

2010: Played in 14 games with 11 starts for Rams ... Registered 34 receptions for 344 yards (10.1 avg.) with two TDs ... Caught Sam Bradford's first career TD pass on fourth-and-goal at the end of the first half in season-opener on **9/12 vs. ARI** ... Made five catches for 33 yards on **10/31 vs. CAR** ... Matched his season high with five receptions for 55 yards on **11/21 vs. ATL** ... Posted a season-high 61 yards on two receptions on **12/12 at NO** with catches of 32 and 29 yards ...

2009: Played in three games for the Rams after being acquired in a trade ... Was placed on injured reserve with an ankle injury on Sept. 30 ... Totaled 13 receptions for 167 yards (12.8 avg.) with one TD ... Led team with 87 yards on five receptions on **9/13 at SEA** including a 45-yard catch ... Paced team with six receptions for 54 yards and a TD on **9/20 at WAS** ...

2008: Saw action in six games and had five receptions for 52 yards ... Finished with five catches for 52 yards ... Had four receptions for 45 yards on **9/14 at TB** ... Missed eight games with a hamstring injury and placed on injured reserve 12/16 ...

2007: Appeared in 15 games with six starts as a rookie ... Was inactive on 9/16 at JAX ... Finished with 37 receptions for 437 yards (11.8 avg.) and one TD ... Started at WR in NFL debut on **9/9 at MIN** and had three catches for 32 yards ... Had four receptions on **9/30 vs. HOU** and **10/7 at TEN** ... Made three receptions for 53 yards with a long of 25 yards on **10/21 at NO** ... Totaled five receptions for 32 yards on **11/11 at CAR** ... Finished with two receptions for 43 yards on **11/18 vs. TB** including a 33-yard catch ... Established career-high with seven receptions for 114 yards on **12/23 at ARI**. Scored on a 74-yard catch and run play.

COLLEGE: Four-year starter ... Set school record with 192 career receptions and 3,007 receiving yards ... Ranked fourth on Gateway Conference all-time list for receptions and fifth in receiving yards ... Started nine games as a senior and ranked second on team with 40 receptions for 718 yards (18.0 avg.) and seven TDs

... Had 14 catches of 20-plus yards ... Was finalist for Walter Payton Award as a junior, given to the top offensive player in NCAA Division I-AA ranks ... Added All-Gateway Conference first-team honors and was the named league's Offensive Player of the Year ... Started all 11 games and produced school-record 86 receptions for 1,465 yards (17.0 avg.) with 12 TDs ... Led Division I-AA in receiving yards per game (133.18) and was second in catches per game (7.82) ... Set school and conference single-game records with 292 receiving yards vs. Indiana State ... Started all 11 games as a sophomore and had 47 receptions for 564 yards and seven TDs, with 30 of his 47 catches resulting in first downs ... Played in 12 games with six starts as a freshman ... Finished with 19 catches for 260 yards (13.7 avg.) and three TDs ... Majored in communication studies.

PERSONAL: Single ... Attended Rockledge (Fla.) High School ... Led team to back-to-back state championships ... Earned all-state honorable mention, All-Space Coast first-team and All-Conference accolades ... Totaled 55 receptions for 903 yards and 11 TDs as a senior ... Also lettered in basketball and track ... Was born in Fort Lewis, Washington ... Named pronounced luh-RON ... Resides in Rockledge, Fla.

ROBINSON'S REGULAR SEASON STATISTICS

YEAR	GP/GS	REC	YDS	AVG	LG	TD
2007	Atlanta 15/ 6	37	437	11.8	74t	1
2008	Atlanta 6/ 0	5	52	10.4	23	0
2009	St. Louis 3/ 3	13	167	12.8	45	1
2010	St. Louis 14/11	34	344	10.1	32	2
2011	Dallas 14/ 4	54	858	15.9	74	11
NFL totals:	5 years 52/24	143	1,858	13.0	74t	15

ROBINSON GAME-BY-GAME

2007 - ATLANTA FALCONS

DATE	OPPONENT	NO	YDS	AVG	LG	TD
9/9	at Minnesota*	3	32	10.7	13	0
9/23	vs. Carolina	0	0	0.0	0	0
9/30	vs. Houston*	4	31	7.8	14	0
10/7	at Tennessee	4	27	6.8	9	0
10/15	vs. N.Y. Giants	1	8	8.0	8	0
10/21	at New Orleans	3	53	17.7	25	0
11/4	vs. San Francisco	1	10	10.0	10	0
11/11	at Carolina*	5	32	6.4	11	0
11/18	vs. Tampa Bay*	2	43	21.5	33	0
11/22	vs. Indianapolis*	0	0	0.0	0	0
12/2	at St. Louis	2	10	5.0	11	0
12/10	vs. New Orleans	3	48	16.0	41	0
12/16	at Tampa Bay	1	18	18.0	18	0
12/23	at Arizona*	7	114	16.3	74t	1
12/30	vs. Seattle	1	11	11.0	11	0
Totals		37	437	11.8	74t	1

2008 - ATLANTA FALCONS

DATE	OPPONENT	NO	YDS	AVG	LG	TD
9/7	vs. Detroit	0	0	0.0	0	0
9/14	at Tampa Bay	4	45	11.3	23	0
9/21	vs. Kansas City	1	7	7.0	7	0
11/2	at Oakland	0	0	0.0	0	0
11/9	vs. New Orleans	0	0	0.0	0	0
11/16	vs. Denver	0	0	0.0	0	0
Totals		5	52	10.4	23	0

2009 - ST. LOUIS RAMS

DATE	OPPONENT	NO	YDS	AVG	LG	TD
9/13	at Seattle*	5	87	17.4	45	0
9/20	at Washington*	6	54	9.0	13	1
9/27	vs. Green Bay*	2	26	13.0	13	0
Totals		13	167	12.8	45	1

2010 - ST. LOUIS RAMS

DATE	OPPONENT	NO	YDS	AVG	LG	TD
9/12	vs. Arizona*	3	18	6.0	11	1
9/19	at Oakland*	1	4	4.0	4	0
10/10	at Detroit	1	11	11.0	11	0
10/17	vs. San Diego	0	0	0.0	0	0
10/24	at Tampa Bay*	2	9	4.5	7	0
10/31	vs. Carolina*	5	33	6.6	16	0
11/14	at San Francisco*	2	24	12.0	14	0
11/21	vs. Atlanta	5	55	11.0	24	0
11/28	at Denver*	4	58	14.5	23	0
12/5	at Arizona*	2	24	12.0	14	0
12/12	at New Orleans*	2	61	30.5	32	0
12/19	vs. Kansas City*	2	8	4.0	8	0
12/26	vs. San Francisco*	3	25	8.3	17	1
1/2	at Seattle*	2	14	7.0	10	0
Totals		34	344	10.1	32	2

2011 - DALLAS COWBOYS

DATE	OPPONENT	NO	YDS	AVG	LG	TD
9/26	vs. Washington	3	49	16.3	25	0
10/2	vs. Detroit*	7	116	16.6	44	0
10/16	at New England	2	43	21.5	32	0
10/23	vs. St. Louis	2	25	12.5	17	0
10/30	at Philadelphia	5	103	20.6	70t	1
11/6	vs. Seattle	5	32	6.4	8	1
11/13	vs. Buffalo*	3	73	24.3	58t	2
11/20	at Washington*	4	34	8.5	10	1
11/24	vs. Miami*	7	79	11.3	22	2
12/4	at Arizona	4	72	18.0	36	0
12/11	vs. N.Y. Giants	4	137	34.3	74	1
12/17	at Tampa Bay	3	29	9.7	11	1
12/24	vs. Philadelphia	1	5	5.0	5	0
1/1	at N.Y. Giants	4	61	15.3	34t	2
Totals		54	858	15.9	74	11

*Started

**70 • WILLIAM ROBINSON**

OFFENSIVE TACKLE

6-5 • 305 LBS.

SAN DIEGO STATE

BORN DECEMBER 20, 1984

POMONA, CALIFORNIA

ACQ. WAIVERS 2011 (NEW ORLEANS)

EXP.: 3RD YEAR

GAMES PLAYED/STARTED: 2008 (1R), 2009 (1/0), 2010 (0/0, 1/0), 2011 (0/0)**NFL TOTALS:** 1 game, 0 starts**POSTSEASON TOTALS:** 1 game, 0 starts**TRANSACTIONS:** Originally signed as an undrafted rookie by Seattle on 4/27/08 ... Waived on 9/6/09 ... Signed by Washington to practice squad on 9/15/09 ... Signed by Washington to active roster on 12/9/09 ... Waived on 9/4/10 ... Signed by Washington to practice squad on 9/5/10 ... Signed by Seattle to active roster on 11/23/10 ... Waived on 9/3/11 ... Signed by New Orleans to practice squad on 9/5/11 ... Signed by New Orleans to active roster on 11/15/11 ... Waived on 12/28/11 ... Claimed off waivers by Jacksonville on 12/29/11.**PRO:** Third-year offensive lineman has spent time with Seattle, Washington, New Orleans and Jacksonville ... Entered NFL as an undrafted rookie by the Seahawks ... Has played in one regular season game and one postseason game ... Was claimed off waivers by the Jaguars on Dec. 29, 2011 ... Two-year starter at LT at San Diego State and was teammate of Jaguars LB Russell Allen ...**2011:** Spent the preseason with Seattle before he was waived on Sept. 3 ... Was on New Orleans' practice squad for 10 weeks before being elevated to active roster ... Did not appear in a game and was waived on Dec. 28 ... Claimed by Jacksonville on Dec. 29 and was inactive for season-finale on **1/1 vs. IND** ...**2010:** Spent time on Washington's practice squad before he was signed to Seattle's active roster ... Was active but did not play in NFC Wild Card game on **1/8/11 vs. NO** ... Saw action at RT on **1/16/11 at CHI** in NFC Divisional Playoff game ...**2009:** Was with Seattle during preseason before he was waived on final cuts ... Spent the first 13 weeks on Washington's practice squad before he was signed to active roster on Dec. 9 ... Made NFL debut at LT on **12/21 vs. NYG** ...**2008:** Spent preseason with Seattle before injuring his ankle and was placed on injured reserve.**COLLEGE:** Four-year letterman at San Diego State ... Started final two seasons at LT ... Also saw time at RG during his career ... Played in 12 games as a sophomore and made eight starts at RT ... Played three spots (LT, LG, RT) on the offensive line as a redshirt freshman, starting in six games ... Majored in political science.**PERSONAL:** Single ... Born in Monterey Park, Calif. ... Attended Bishop Amat High School ... Was a honorable-mention all-region pick by PrepStar ... Also lettered in basketball and track ... Father, Willie, is a retired deputy sheriff in Los Angeles, County and is on the SWAT team ... Mother, Carolyn, is a retired deputy sheriff who played basketball at Cal State Fullerton ... Full name: William Robinson.**18 • BRIAN ROBISKIE**

WIDE RECEIVER

6-4 • 212 LBS.

OHIO STATE

BORN DECEMBER 3, 1987

CLEVELAND, OHIO

ACQ. WAIVERS 2011 (CLEVELAND)

EXP.: 4TH YEAR

GAMES PLAYED/STARTED: 2009 (11/1), 2010 (14/11), 2011 (6/2)**NFL TOTALS:** 31 games, 14 starts**JAGUARS TOTALS:** 0 games, 0 starts**POSTSEASON TOTALS:** 0 games, 0 starts**TRANSACTIONS:** Originally drafted by Cleveland in the second round (36th overall) of the 2009 draft ... Waived on 11/1/11 ... Claimed off waivers by Jacksonville on 11/2/11.**PRO:** Fourth-year WR was a second-round draft pick of Cleveland in 2009 ... Played in 31 games with 14 starts for the Browns over three seasons ... Career totals include 39 receptions for 441 yards with three TDs ... Was claimed off waivers by the Jaguars on Nov. 2, 2011 but was hampered by a hamstring injury that sidelined him for the season ... Had a TD reception in three straight games to conclude the 2010 season ... Started 32 games at Ohio State and finished career with 127 receptions for 24 TDs ... Father, Terry, is an assistant coach with the Atlanta Falcons ...**2011:** Played in six games for the Browns with two starts in first eight weeks ... Had three receptions for 25 yards, all on **10/2 vs. TEN**. Two of his three receptions resulted in first downs ... Waived on Nov. 1 and claimed by the Jaguars ... Was inactive for three games with a hamstring injury and placed on injured reserve on Dec. 2 ...**2010:** Started 11 of 14 games ... Finished with 29 catches for 310 yards and three TDs ... Totaled a career-high seven receptions for 50 yards on **11/28 vs. CAR** ... Had 82 yards on five receptions on **12/19 at CIN** including a 46-yard score from Colt McCoy in the fourth quarter for his first career TD ... Recorded a 29-yard TD catch from Mohamed Massaquoi on **12/26 vs. BAL** ... Tallied two receptions for 35 yards on **1/2 vs. PIT** with a 20-yard TD catch to become the first Brown to have a TD reception in three straight games since Braylon Edwards in 2007 ...**2009:** Appeared in 11 games as a rookie with one start ... Recorded seven receptions for 106 yards ... Made NFL debut in season-opener on **9/13 vs. MIN** ... Had a season-high four receptions for 69 yards with a long of 43 on **12/6 vs. SD**.**COLLEGE:** Four-year letterman from 2005-08 at Ohio State ... Team captain ... Started 32 of 51 games ... Ranked eighth in school history with 127 career receptions and ninth with 1,866 receiving yards ... Scored 24 TDs and became only the fourth player in school history with 20 or more career TD receptions ... Two-time Academic All-America ... Was a finalist for the Draddy Trophy as a senior, given to college football's top scholar-athlete ... Two-time winner of OSU's Paul Warfield Outstanding Receiver Award ... Totaled 42 receptions for 535 yards (12.7 avg.) and eight TDs as a senior ... Had 55 catches for 935 yards and 11 TDs as a junior ... His 11 TDs ranked fourth on the school's single-season list ... Also rank track and was part of the school's NCAA qualifying 4 x 100 team ... Earned degree in business marketing.**PERSONAL:** Single ... Resides in Cleveland, Ohio ... Born in Los Angeles, Calif. ... Attended Chagrin Falls High School in Ohio ... Earned first-team All-Ohio honors as a senior ... Set school career receiving records with 118 receptions for 1,885 yards and 34 TDs ... Father, Terry, was drafted in the eighth round by the Oakland Raiders in 1977, and spent five seasons playing in the NFL with Oakland (1977-79) and Miami (1980-81) as a FB ... Terry served as an assistant coach with Cleveland, Oakland, Miami and Washington, and now serves as the wide receivers coach with Atlanta ... Worked as a ball boy with the Browns while growing up ... Full name: Brian Anthony Robiskie.**ROBISKIE'S REGULAR SEASON STATISTICS**

YEAR	GP/GS	NO	YDS	AVG	LG	TD
2009 Cleveland	11/1	7	106	15.1	43	0
2010 Cleveland	14/11	29	310	10.7	46t	3
2011 CLE/JAX	6/2	3	25	8.3	14	0
NFL totals: 3 years	31/14	39	441	11.3	46t	3

**20 • AARON ROSS**

CORNERBACK

6-0 • 197 LBS.

TEXAS

BORN SEPTEMBER 15, 1982

TYLER, TEXAS

ACQ. UNRESTRICTED FREE AGENT 2012 (N.Y. GIANTS)

EXP.: 6TH YEAR

GAMES PLAYED/STARTED: 2007 (15/9, 4/3), 2008 (15/15, 1/1), 2009 (4/1), 2010 (15/1), 2011 (16/15, 4/4)**NFL TOTALS:** 65 games, 41 starts**POSTSEASON TOTALS:** 9 games, 8 starts**TRANSACTIONS:** Originally drafted by the New York Giants in the first round (20th overall) of the 2007 draft ... Signed by Jacksonville as an unrestricted free agent on 3/20/12.**PRO:** Sixth-year CB has played in 65 games with 41 starts (25 at LCB, 15 at RCB, 1 at SS) ... Spent past five seasons with the N.Y. Giants after being selected in the first round of the 2007 draft ... Has started eight of nine postseason games and was on two Super Bowl championship teams (2007, 2011) ... Career totals include 217 tackles (145 solo), 31 passes defended, 2.5 sacks and 10 INTs with two returned for TDs ... Has also seen action as a punt returner and owns a 6.8-yard average on 20 returns ... Started 15 games in 2011 and produced career-best 59 tackles, four INTs and 12 passes defended ... Has played in at least 15 games in four of five seasons ... Married to Olympic sprinter Sanya Richards ...**2011:** Played in all 16 games for first time in career and matched career high with 15 starts ... Made career-high 59 tackles (45 solo), four INTs, 12 passes defended ... Added two tackles for loss and one QB hit ... Started all four postseason games and finished with 11 tackles along with three passes defended ... **9/11 at WAS:** Started at RCB in season opener and had three tackles ... **9/19 vs. STL:** Recorded three tackles and three passes defended. Also saw action at punt returner and had two returns for 13 yards ... **9/25 at PHI:** Matched career high with two INTs along with five tackles and three passes defended ... **10/2 at ARI:** Returned three punts for 10.0-yard average ... **10/9 vs. SEA:** Intercepted a Tavaris Jackson pass, match



GAMES PLAYED/STARTED: 2007 (15/9, 4/3), 2008 (15/15, 1/1), 2009 (4/1), 2010 (15/1), 2011 (16/15, 4/4)

NFL TOTALS: 65 games, 41 starts

POSTSEASON TOTALS: 9 games, 8 starts

TRANSACTIONS: Originally drafted by the New York Giants in the first round (20th overall) of the 2007 draft ... Signed by Jacksonville as an unrestricted free agent on 3/20/12.

PRO: Sixth-year CB has played in 65 games with 41 starts (25 at LCB, 15 at RCB, 1 at SS) ... Spent past five seasons with the N.Y. Giants after being selected in the first round of the 2007 draft ... Has started eight of nine postseason games and was on two Super Bowl championship teams (2007, 2011) ... Career totals include 217 tackles (145 solo), 31 passes defended, 2.5 sacks and 10 INTs with two returned for TDs ... Has also seen action as a punt returner and owns a 6.8-yard average on 20 returns ... Started 15 games in 2011 and produced career-best 59 tackles, four INTs and 12 passes defended ... Has played in at least 15 games in four of five seasons ... Married to Olympic sprinter Sanya Richards ...

2011: Played in all 16 games for first time in career and matched career high with 15 starts ... Made career-high 59 tackles (45 solo), four INTs, 12 passes defended ... Added two tackles for loss and one QB hit ... Started all four postseason games and finished with 11 tackles along with three passes defended ... **9/11 at WAS:** Started at RCB in season opener and had three tackles ... **9/19 vs. STL:** Recorded three tackles and three passes defended. Also saw action at punt returner and had two returns for 13 yards ... **9/25 at PHI:** Matched career high with two INTs along with five tackles and three passes defended ... **10/2 at ARI:** Returned three punts for 10.0-yard average ... **10/9 vs. SEA:** Intercepted a Tavaris Jackson pass, matching his single-season career-high with three INTs ... **10/30 vs. MIA:** Made three solo tackles and returned four punts for 7.0-yard average ... **11/20 vs. PHI:** Tied Corey Webster for team lead with his fourth INT of season in the end zone. Also had five solo tackles and two passes defended ... Registered five tackles on **11/28 at NO, 12/4 vs. GB** and **1/1 vs. DAL** ... Started at RCB on **1/8 vs. ATL** in NFC Wild Card game and posted five tackles before leaving game with a head injury ... Recorded one tackle and two passes defended on **1/15 at GB** in NFC Divisional Playoff game ... Started at CB on **1/22 at SF** in NFC Championship game and also saw action at punt returner. Recorded two solo tackles, one pass defended and returned three punts for 29 yards ... Started at CB on **2/5 at NE** in Super Bowl XLVI and recorded three tackles including one for loss ...

2010: Played in 15 games with one start ... Finished with 33 tackles (25 solo), one sack and two passes defended ... DNP in season-opener on **9/12 vs. CAR** due to plantar fascia injury ... Sacked Jay Cutler for a seven-yard loss on **10/3 vs. CHI** ... Contributed four tackles on **12/13 at MIN** ... Returned punts for the first time on **12/26 at GB**, bringing back three for 13 yards ... Started at LCB on **1/2 at WAS** and posted a season-high seven tackles (four solo). Also returned three punts for 24 yards with a long of 14 ...

2009: Appeared in four games with one start ... Suffered a hamstring injury in training camp that forced him to miss the entire preseason and first nine games of regular season ... Totaled 15 tackles (nine solo) ... Made season debut on **11/22 vs. ATL** and had three tackles ... Made first career start at SS on **12/13 vs. PHI** and made seven tackles ... Was placed on injured reserve on Dec. 30 ...

2008: Started 15 games and registered 57 tackles (30 solo), three INTs and eight passes defended ... Posted a season-high eight tackles, one QB hit and one pass defended on **9/4 vs. WAS** ... Had seven tackles and two passes defended on **10/5 vs. SEA** ... Finished with four tackles and two INTs on **11/16 vs. BAL** and scored second career TD on a 50-yard INT return late in third quarter ... Was inactive on **12/28 at MIN** due to a concussion ...

2007: Played in 15 games as a rookie with nine starts ... Also played in four post-season games with three starts ... Tallied 53 tackles (36 solo), 1.5 sacks, three INTs and nine passes defended ... Had 13 tackles (nine solo) and one pass defended in postseason ... Made NFL debut on **9/9 at DAL** and had one solo tackle ... Earned first career start on **9/30 vs. PHI** and finished with six tackles and two passes defended ... Intercepted Chad Pennington twice in fourth quarter on **10/7 vs. NYJ**. The first was at the goal line, preventing a Jets score and led to the Giants go-ahead score. Returned second INT 43 yards for a TD ... Started at LCB on **10/15 at ATL** and recorded third INT of the season when he picked off Joey Harrington in the end zone to conclude first half. Also split a six-yard sack with DE Michael Strahan ... Did not play on **12/2 at CHI** with hamstring injury ... Started in NFC Wild Card game on **1/6 at TB** and made six solo tackles ... Started in the NFC Divisional Playoff game on **1/13 at DAL** and finished with five tackles before leaving game in second quarter with a shoulder injury. Returned in third quarter but was forced to leave again ... Started in Super Bowl XLII win vs. NE and had one assisted tackle.

COLLEGE: Played in 51 career games with 15 starts ... Career totals included 205

ROSS' REGULAR SEASON STATISTICS

YEAR	GP/GS	TKL	SOLO	ASSTSACKS	FF	FR	PD	ST
2007 N.Y. Giants	15/9	53	36	17	1.5	0	9	0
2008 N.Y. Giants	15/15	57	30	27	0.0	0	8	0
2009 N.Y. Giants	4/ 1	15	9	6	0.0	0	0	0
2010 N.Y. Giants	15/ 1	33	25	8	1.0	0	2	0
2011 N.Y. Giants	16/15	59	45	14	0.0	0	12	0
NFL totals: 5 years	65/41	217	145	72	2.5	0	31	0

INTERCEPTIONS	GP/GS	NO	YDS	AVG	LG	TD
2007 N.Y. Giants	15/9	3	51	17.0	43t	1
2008 N.Y. Giants	15/15	3	58	19.3	50t	1
2009 N.Y. Giants	4/1	0	0	0.0	---	0
2010 N.Y. Giants	15/1	0	0	0.0	---	0
2011 N.Y. Giants	16/15	4	19	4.7	19	0
NFL totals: 5 years	65/41	11	128	11.6	50t	2

ROSS' POSTSEASON STATISTICS

YEAR	GP/GS	TKL	SOLO	ASSTSACKS	FF	FR	INT	PD
2007 N.Y. Giants	4/3	13	9	4	0.0	0	0	1
2008 N.Y. Giants	1/1	1	1	0	0.0	0	0	0
2011 N.Y. Giants	4/4	11	10	1	0.0	0	0	3
NFL totals: 5 years	9/8	25	20	5	0.0	0	0	4



22 • KEVIN RUTLAND

CORNERBACK

6-0 • 193 LBS.

MISSOURI

BORN APRIL 2, 1988

HOUSTON, TEXAS

ACQ. ROOKIE FREE AGENT 2011

EXP: 2ND YEAR

GAMES PLAYED/STARTED: 2011 (14/4)

NFL TOTALS: 14 games, 4 starts

POSTSEASON TOTALS: 0 games, 0 starts

TRANSACTIONS: Originally signed as an undrafted rookie by Jacksonville on 7/27/11.

PRO: Second-year pro will compete for playing time at CB ... Appeared in 14 games as a rookie with four starts ... One of three undrafted rookies (Cameron Bradford, Jamar Newsome) to make the opening day roster ... Finished with 18 tackles and one INT ... Four-year letterman at Missouri and teammate of Jaguars QB Blaine Gabbert ...

2011: Played in 14 games with four starts at CB as a rookie ... Finished with 18 tackles (10 solo), one INT and four passes defended ... Added five special teams tackles ... **9/18 at NYJ:** Made NFL debut at CB and on special teams ... **10/9 vs. CIN:** Saw action in nickel defense for 17 snaps after CB Drew Coleman left with a head injury. Recorded one special teams tackle ... Had one special teams tackle on **10/16 at PIT, 10/24 vs. BAL** and **11/13 at IND** ... **11/27 vs. HOU:** Registered two tackles and had one solo special teams tackle ... **12/5 vs. SD:** Earned first career start and played 50 snaps. Tallied a career-high six tackles and two passes defended ... **12/11 vs. TB:** Started at CB and recorded his first career INT off QB Josh Johnson in the fourth quarter, returning it 12 yards ... **12/15 at ATL:** Had one solo tackle and one pass defended in start ... **12/24 at TEN:** Dressed but did not play after suffering an injury during pregame warmups ... **1/1 vs. IND:** Started at CB and did not miss a snap. Totaled a career-high nine tackles (seven solo) ...

COLLEGE: Four-year letterman and two-year starter at CB, playing 54 games with 26 starts ... Led team with three INTs as a senior and earned All-Big 12 honorable mention honors ... Totaled 44 tackles (34 solo), four sacks, seven passes defended and one QB hit ... Started all 13 games as a junior and totaled a career-high 47 tackles and team-high two INTs ... Added one forced fumble and one fumble recovery ... Recovered a fumble in the Texas Bowl against Navy ... Appeared in all 14 games as a sophomore at CB ... Totaled 25 tackles, five passes defended and one INT ... Played in 14 games as a redshirt freshman, mainly on special teams.

PERSONAL: Single ... Resides in Houston, Texas ... Attended North Shore High (Texas) ... Played several positions including DB, WR and QB ... Led team to an undefeated regular season as a senior ... Played QB as a junior and was named team's most valuable player ... Also lettered in basketball and track, and was part of district champion 4 x200 relay team ... Heavily recruited out of high school ... Son of Kenneth and Helen Rutland ... Full name: Kevin Rutland.

RUTLAND'S REGULAR SEASON STATISTICS

TACKLES	GP/GS	TKL	SOLO	ASST	ST	SACKS	FF	FR	PD	TFL
2011 Jacksonville	14/4	18	10	8	5	0.0	0	0	4	0
INTERCEPTIONS	GP/GS	NO	YDS	AVG	LG	TD				
2011 Jacksonville	14/4	1	12	12.0	12	0				





10 • JOSH SCOBEE
KICKER
6-1 • 210 LBS.
LOUISIANA TECH
BORN JUNE 23, 1982
LONGVIEW, TEXAS
ACQ. 5TH ROUND OF 2004 DRAFT
EXP: 9TH SEASON

GAMES PLAYED/STARTED: 2004 (16/0), 2005 (16/0, 1/0), 2006 (16/0), 2007 (8/0, 2/0), 2008 (16/0), 2009 (16/0), 2010 (16/0), 2011 (16/0)

NFL TOTALS: 120 games, 0 starts

POSTSEASON TOTALS: 3 games, 0 starts

TRANSACTIONS: Originally drafted in the fifth round (137th overall) of the 2004 draft.

PRO: Ninth-year pro has served as team's placekicker since being drafted in the fifth round of the 2004 draft ... Is one of 11 players in team history to play in 120 games ... Closing in on team records in most scoring and kicking categories ... Has connected on 167 of 212 field goals (78.8 pct.) and 254 of 257 extra points for 755 points ... Enters the 2012 season 10 points shy of surpassing Mike Hollis (764) for the franchise record in points and nine field goals shy of eclipsing Hollis' franchise record 175 career field goals ... His 78.8% field goal rate is second only to Hollis' 80.65% ... Connected on a career-high 92.0% percent of his field goals (23 of 25) in 2011, the second-highest percentage in team history ... Has recorded a franchise-record 145 touchbacks on 533 career kickoffs including a single-season franchise record 39 in 2011 ... Had streak of 61 consecutive games with a score snapped in 2009, the second-longest streak in team history ... Had career-best streak of 15 consecutive made field goals in 2006 and 2011 and made first 14 in 2010 ... Has converted 18 of 29 field goals from 50+ yards, the most such field goals in team history ... Ranks fifth in the NFL from 2004-11 with a 62.1 field goal percentage from 50-plus yards (18 of 29) ... Owns the record for the four longest field goals in team history including a franchise-record 59-yard game-winning field goal on Nov. 3, 2010 vs. Indianapolis ... Connected on a 55-yard field goal and two 54-yard field goals in 2011 ... Tied an NFL record with three field goals of 50-plus yards (54, 54, 51) on Oct. 24, 2011 vs. Baltimore ... Has connected on seven game-winning field goals ... Has led the team in scoring seven of eight seasons and joins Mike Hollis and Fred Taylor as only three players in Jaguars history to score 100 points in a season ... Set career-high with five field goals on Nov. 25, 2007 against Buffalo along with a career-high 18 points, and matched both numbers Oct. 10, 2010 at Buffalo ... Set franchise record with a field goal in 15 consecutive games from 2010-11 ... Scored 119 points in 2006, the third-highest single-season total in franchise history, on 26 field goals and 41 extra points ... Has been named AFC Special Teams Player of the Week six times in eight seasons ... Was the second placekicker taken in the 2004 draft after Nate Kaeding in the third round ...

2011: Played in all 16 games for the fourth consecutive season and led team with 93 points ... Connected on 23 of 25 field goals (92.0 pct.), his most field goals made since 2006 ... His 92.0 percent field goal percentage was a career-high and the second-highest percentage in team history ... Ranked first in the AFC and third in the NFL for field goal percentage ... Tied his career-best by making his first 15 field goal attempts to start the season, equalling the third-best streak in team history ... Of his 23 field goals, 12 were from 40-plus yards including five of six from 50-plus yards (55, 53, 54, 54, 51) ... The five field goals of 50-plus yards were the most in team history and tied for the sixth-most in the NFL ... Set a single-season franchise record with 39 touchbacks on 62 kickoffs (62.9 pct.) and 58 of his 62 kickoffs (93.5 pct.) reached the end zone ... His 62.9 touchback percentage ranked fifth in the NFL and the 93.5 percent of kickoffs to the end zone was second-highest ... One of only 14 players to play in all 16 games ... **9/11 vs. TEN:** Was successful on all three field goal attempts (48, 21, 45) and had a career-high five touchbacks ... **9/18 at NYJ:** Scored the club's only points with a 55-yard field goal in the first quarter, the second-longest field goal in franchise history and the longest in the two-year history of MetLife Stadium ... **9/25 at CAR:** Connected on a 53-yard field goal in the second quarter ... **10/2 vs. NO:** Converted 31-yard field goal ... **10/9 vs. CIN:** Hit on both of his field goal attempts (19, 20) and two extra points ... **10/16 at PIT:** Was two of two on field goals (46, 45), setting a franchise record by hitting a field goal in his 14th consecutive game ... **10/24 vs. BAL:** Connected on all four field goal attempts (54, 54, 22, 51) and scored all 12 of the club's points on Monday Night Football. Tied an NFL record with three field goals of 50-plus yards. Connected from 54 yards twice in the first half and was good from 51 yards in the fourth quarter. Named AFC Special Teams Player of the Week for his performance ... **10/30 at HOU:** Did not attempt a field goal, ending his franchise record at 15 consecutive games with a made field goal ... **11/13 at IND:** Made one of two field goal attempts, connecting from 44 yards in the second quarter and was wide right from 45 yards in the second quarter. Tied career-high with 15 consecutive made field goals and surpassed Mike Hollis (239) for most extra points in team history ... **11/20 at CLE:** Was good from 42 yard in the fourth quarter ... **11/27 vs. HOU:** Converted two of three field goals (21, 35) and only extra point attempt. Missed a 55-yard field goal in the second quarter, his only miss from 50-plus yards for the season. Added one special teams tackle ... Made both extra point attempts on **12/5 vs. SD** and connected on all five extra point attempts and had six touchbacks on **12/11 vs. TB** ... Did not attempt a field goal on **12/15 at ATL** for the third consecutive game ... **12/24 at TEN:** Hit a 39-yard field goal at the end of the first half and made both extra point attempts ... **1/1 vs. IND:** Concluded the season four of four on field goals (25, 32, 47, 39) ...

2010: Led team with 107 points, tying second-most of career and most since 2005, with 22 field goals representing most in four years ... Converted first 14 field goal attempts of season for fourth-longest streak in team history ... First seven field goal attempts of season were all from 44+ yards ... Had just four games with multiple field goals but made at least one in all 15 games in which he had an attempt ... Kicked off 75 times and had 15 touchbacks ... Scored total of 23 points in first four games including 51-yarder **9/26 vs. PHI**, and capped that span with team-record 59-yard FG **10/3 vs. IND** on final play of game for 31-28 victory. The 59-yard FG was the third-longest game-ending FG in NFL history and tied for the eighth-longest FG in NFL history ... The next week scored season-high 18 points **10/10 at BUF**, making all five field goal tries and all three PATs in best game of season. Four of five FGs were from 40+ yards: 49, 49, 34, 40, 46 ... **11/14 vs. HOU:** Made 38-yard field goal for 14th consecutive to start season before missing next two ... Played in 100th game **12/5 at TEN** and missed two field goal tries for only second time in season with 49-yarder blocked ... Made four of last six field goal attempts over final four weeks of season ...

2009: Played in all 16 games for the fifth time in his career ... Connected on 18 of 28 field goals (64.3 pct.) and 30 of 31 extra points for 84 points ... Reached the end zone with 33 of 63 kickoffs with 17 touchbacks, the fourth-most in the AFC ... Was 11 of 12 on field goals from less than 40 yards and four of nine from 50-plus yards ... Ranked tied for fourth in the NFL with four 50-yard field goals and his nine attempts were the most in the NFL ... **9/13 at IND:** Connected on two of three field goal attempts as he fell short on franchise-record attempt of 63 yards at the end of the first half. Converted field goals of 24 and 46 yards ... **9/20 vs. ARI:** Converted one of two field goals with one blocked. Was two for two on extra points ... **9/27 at HOU:** Connected on only FG attempt of 52. Added one special teams tackle ... **10/4 vs. TEN:** Finished with franchise-record five touchbacks and 13 points. Was three of four on field goals including a 50-yarder. Was wide left on 55-yard field goal attempt at the end of the first half. Six of his eight kickoffs reached the end zone ... **10/11 at SEA:** Did not attempt a field goal or extra point and had consecutive game scoring streak snapped at 61, the second-longest in franchise history ... **10/18 vs. STL:** Made 36-yard game-winning field goal in overtime. Was one of two on field goals, missing wide left from 58 yards at the end of first half ... **11/1 at TEN:** Finished one of two on extra points with his second attempt blocked ... **11/15 at NYJ:** Converted game-winning field goal from 21 yards ... **12/6 vs. HOU:** Connected on three of three field goals, hitting from 51, 46 and 24 yards ... **12/17 vs. IND:** Connected on a 50-yard field goal in the first quarter ... **1/3 at CLE:** Made 47-yard field goal ...

SCOBEE FROM 50+

Josh Scobee has connected on 18 of 29 field goals (62.1 pct.) in his career from 50-plus yards and was five of six in 2011 (55, 53, 54, 54, 51). The 18 field goals of 50-plus yards are the most in team history.

SCOBEE'S 50-PLUS YARD FIELD GOALS

DATE	OPPONENT	FG	FINAL
10/24/04	at Indianapolis	53	W, 27-24
10/9/05	vs. Cincinnati	51	W, 23-20
10/9/05	vs. Cincinnati	53	W, 23-20
9/14/08	vs. Buffalo	50	L, 16-20
9/21/08	at Indianapolis	51	W, 23-21
10/26/08	vs. Cleveland	53	L, 17-23
11/2/08	at Cincinnati	52	L, 19-21
9/27/09	at Houston	52	W, 31-24
10/4/09	vs. Tennessee	50	W, 37-27
12/6/09	vs. Houston	51	W, 23-18
12/17/09	vs. Indianapolis	50	L, 31-35
9/26/10	vs. Philadelphia	51	L, 3-28
10/3/10	vs. Indianapolis	59	W, 31-28
9/18/11	at New York Jets	55	L, 3-32
9/25/11	at Carolina	53	L, 10-16
10/24/11	vs. Baltimore	54	W, 12-7
10/24/11	vs. Baltimore	54	W, 12-7
10/24/11	vs. Baltimore	51	W, 12-7

2008: Played in all 16 games and connected on 19 of 25 field goals (76.0 percent) and 33 of 33 extra points for a team-high 90 points ... Established career-high with four field goals from 50-plus yards ... Tied for sixth in the AFC and tied for 12th in the NFL with 10 touchbacks ... Kicked game-winning field goals in back-to-back games weeks three and four ... Had streak of 11 consecutive made field goals ... Part of special teams unit that led the NFL in opponents starting position after kickoffs (24.3 avg.) ... **9/7 at TEN:** Converted one of two field goals, missing from 37 yards and connecting from 27 yards ... **9/14 vs. BUF:** Hit on all three field goals, connecting from 28, 50 and 39 yards. Converted an onside kick attempt in the third quarter ... **9/21 at IND:** Was three-for-three on field goals including a 51-yard game-winning kick with four seconds remaining in the game. Also connected from 26 and 21 yards. Had six kickoffs with two touchbacks. Became only the fourth player in team history to surpass 400 career points. Named AFC Special Teams Player of the Week for his performance ... **9/28 vs. HOU:** Connected on all three field goals including a 37-yard game-winning kick in overtime. Also hit from 46 and 40 yards ... **10/12 at DEN:** Converted on only FG attempt of 48 yards and recorded three touchbacks ... **10/26 vs. CLE:** Connected on one-of-two field goal attempts, tying a franchise-record with a 53-yarder. First attempt of 38 yards was blocked by Shaun Rogers, ending a streak of 11 consecutive made field goals. Suffered a wrist injury in the game and was forced to wear a cast the remainder of the season ... **11/2 at CIN:** Was successful on both field goal attempts, hitting



from 52 and 26 yards ... **11/9 at DET:** Made 100th career field goal from 34 yards ... **11/23 vs. MIN:** Was one-of-three on field goals, connecting from 21 yards and missing wide left from 46 and 38 yards to mark only his third career game with two missed field goal attempts ... **12/14 vs. GB:** Missed only field goal attempt from 51 yards as the kick hit the left upright ...

2007: Played in only eight games after injuring right quadriceps in pregame warm-ups on opening day ... Connected on 12 of 13 field goals (92.3 percent) and 26 of 27 extra points for a team-leading 62 points ... Led the team in scoring for fourth straight season ... Missed eight games after playing in the season opener and ended a streak of 49 consecutive games played ... **9/9 vs. TEN:** Injured quadriceps in pre-game warmups. Connected on only FG attempt, hitting from 22 yards. Did not kickoff for first time in career. ... **9/16 vs. ATL:** Missed game and ended streak of 49 consecutive games played ... **11/18 vs. SD:** Returned to action after missing previous eight games with a quadriceps injury and played in 50th career game. Connected on only FG attempt of 48 yards ... **11/25 vs. BUF:** Connected on a career-high and tied team record with five of five field goals, hitting from 46, 33, 22, 23, 20. Had nine kickoffs with two touchbacks. Attempted 100th career field goal. ... **12/23 vs. OAK:** Did not attempt a field goal but connected on a team-record seven PATs ... **1/5 at PIT:** In AFC Wild Card Playoff game, connected on one of two field goals, missing from 46 yards and hitting from 25. Made game-winning field goal with less than a minute remaining in the fourth quarter. ... **1/12 at NE:** In AFC Divisional Playoff game, connected on both field goal attempts from 39 and 25 yards ...

2006: Played in all 16 games and connected on 81.3 percent (26 of 32) of field goals and hit on all 41 PATs ... Ranked third in the AFC and fifth in the NFL with a career-high 119 points ... Finished with career-high 21 touchbacks which ranked second in the NFL ... Was 14 of 19 from 40-plus yards and hit a NFL-best 14 field goals from 40-49 yards ... Selected to USA Today All-Joe Team which goes to players who have overachieved and are often overlooked ... **9/18 vs. PIT:** Connected on all three field goal attempts which accounted for all the Jaguars scoring ... **10/1 at WAS:** Was three-for-three on field goals with all three from 40-plus yards, marking first time in career with three 40-plus yard field goals in a game ... **11/5 vs. TEN:** Connected on three field goal attempts and four PATs for 13 points ... **11/20 vs. NYG:** Tied then career-high with four field goals and finished with a season-high 14 points ... **11/26 at BUF:** Was one of two on field goals, ending a streak of 15 consecutive field goals made ... **12/3 at MIA:** Tied season-long with a 48-yard field goal ... **12/10 vs. IND:** Tied season-high with 14 points as he finished three of four on field goals, five of five PATs and recorded four touchbacks on eight kickoffs ...

2005: Led the AFC and ranked second in the NFL with 20 touchbacks on 77 kickoffs (26.0 pct.) ... Led the team in scoring with 107 points after connecting on 23 of 30 field goals and 38 of 39 extra points ... Ranked 10th in the AFC in points ... Won AFC Special Teams Player of the Week twice ... **9/11 vs. SEA:** Tied career-high with four field goals on five attempts, surpassing the 100 point mark in only his 17th career game. Also had four touchbacks, the only NFL player in Week One with multiple touchbacks ... **10/9 vs. CIN:** Was three for three on field goals and two for two on extra points for 11 points, including a 53-yard field goal that matched the team record ... **12/11 vs. IND:** Had one onside kick that was recovered by Rashean Mathis ... **1/1 vs. TEN:** Was two for two on field goals and four of five on extra points, snapping streak of 59 straight made extra points ... **1/7 at NE:** Hit on one of two field goals in AFC Wild Card game ...

2004: Led team in scoring with 93 points after connecting on 24 of 31 field goals and 21 of 21 extra points ... Finished season tied for third in AFC touchbacks with 11 touchbacks on 58 kickoffs ... **10/24 at IND:** Collected a season-high 13 points on four of four field goals and one extra point including the game-winning 53-yard field goal with 38 seconds remaining in the game and was named AFC Special Teams Player of the Week ... **11/28 at MIN:** Registered 10 points on three of three field goals, and one extra point and placed four of five kickoffs in end zone for touchbacks ... **1/2 at OAK:** Scored seven points on two of two field goal attempts ...

SCOBEE IN THE CLUTCH

Josh Scobee has seven career game-winning field goal including three against the division rival Colts. Scobee connected on a franchise-record 59-yard field goal as time expired to give the Jaguars a win over the Colts in week four of the 2010 season. The 59-yard field goal was the third-longest game-ending field goal in NFL history. It was tied for the eighth-longest field goal in NFL history.

LONGEST GAME-ENDING FIELD GOALS IN NFL HISTORY

PLAYER	DATE	RESULT	FG
Tom Dempsey, N.O.	11/8/70 at Det.	W, 19-17	63
Matt Bryant, T.B.	10/22/06 vs. Phi.	W, 23-21	62
Josh Scobee, Jax.	10/3/10 vs. Ind.	W, 31-28	59

SCOBEE'S CAREER GAME-WINNING FIELD GOALS

DATE	OPPONENT	FG	TIME	FINAL
10/24/04	at Indianapolis	53	0:38	27-24
1/5/08	at Pittsburgh	25	0:37	31-29
9/21/08	at Indianapolis	51	0:04	23-21
9/28/08	vs. Houston	37	11:25 (OT)	30-27
10/18/09	vs. St. Louis	36	8:00 (OT)	23-20
11/15/09	at New York Jets	21	0:03	24-22
10/3/10	vs. Indianapolis	59	0:05	31-28

COLLEGE: One of the premier placekickers in the country ... Won the kicking job as a true freshman and went on to set school career records, connecting on 66 of 92 field goals and 145 of 153 extra point attempts for 343 points ... Ranked second in field goal attempts in Western Athletic Conference history ... First-team All-WAC choice as a senior and earned second-team honors as a junior and sophomore ... Majored in sociology.

PERSONAL: Married (Melissa) with son, Jacob ... Lives in Longview, Texas ... Attended Longview High ... Handled punting and placekicking chores, earning first-team All-District honors as a kicker and second-team All-East Texas accolades as a punter ... Converted 23 of 23 extra points and six of nine field goals as a senior ... Participates in school visits and celebrity golf tournaments ... Avid golfer ... Participated in the Laterra Links Celebrity Shootout at King and Bear in May of 2008 to benefit the St. Johns County Council on Aging ... Was celebrity guest at 2009 Child Cancer Fund Golf Tournament ... Participates in a variety of community outreach activities which includes time spent at Wolfson Children's Hospital and reading to elementary students ... Participated in the Sea Star's golf tournament to benefit the American Red Cross in 2010 at Deerwood Country Club ... Served as a marshal escort for all four of Tiger Woods' rounds at the 2009 Players Championship at TPC Sawgrass and has continued to serve as a marshal the last two years ... Attempted to qualify the last three years for U.S. Open through local qualifier ... Supports and attends team-sponsored events including Food Drive Kickoff, Draft Day Fan Fest Jaguars annual golf tournament, Jaguars Taste of the NFL dinner and the Jaguars Foundation Playbooks reading initiative ... Served as celebrity chef at the Salvation Army's Celebrity Chef's fundraiser in 2008 ... Made 26 community appearances on behalf of the Jaguars in 2010 ... Participated in the 2010 PGA Tour's Family Fun Night at TPC Sawgrass ... Partnered with Jeremy Cain and Adam Podlesh to distribute tickets throughout the 2010 season to local charities ... Made several appearances at Team Teal events ... Played in golf tournament in 2010 to benefit St. Vincent Hospital ... Participated in 2010 and 2011 Fishing for the Cure event to raise money for the David Garrard Foundation which benefits North Florida families impacted by breast cancer and Crohn's disease ... Played in 2010 Murray Bros. Caddyshack Golf Tournament ... Participated in 2010 Jacksonville Association of Firefighters charity softball game ... Served as celebrity waiter for 2010 Children's Miracle Network fundraiser at Morton's Steakhouse ... Participated both financially and in person at the 2010 Shop with a Jock event at Target where more than 50 children from the Bridge of Northeast Florida and the Mali Vai Washington Kids Foundation were treated to a shopping spree ... Supports First Tee of Jacksonville ... Participated in photo shoot to raise money for Boot Campaign, an organization that assists wounded returning combat military ... Twitter handle is @JoshScobee10 ... Full name: Joshua Taylor Scobee.

SCOBEE'S REGULAR SEASON STATISTICS

SCORING	GP/GS	PAT	ATT	FG	FGA	PCT	LG	PTS
2004 Jacksonville	16/0	21	21	24	31	77.4	53	*93
2005 Jacksonville	16/0	38	39	23	30	76.7	53	*107
2006 Jacksonville	16/0	41	41	26	32	81.3	48	*119
2007 Jacksonville	8/0	26	27	12	13	92.3	48	*62
2008 Jacksonville	16/0	33	33	19	25	76.0	53	*90
2009 Jacksonville	16/0	30	31	18	28	64.3	52	84
2010 Jacksonville	16/0	41	41	22	28	78.6	@59	*107
2011 Jacksonville	16/0	24	24	23	25	92.0	55	*93
NFL totals: 8 years	120/0	254	257	167	212	78.8	@59	755

FG ACCURACY	1-19	20-29	30-39	40-49	50+	TOTAL	PCT
2004 Jacksonville	0/0	10/10	8/11	5/7	1/3	24/31	77.4
2005 Jacksonville	0/0	9/9	7/8	5/10	2/3	23/30	76.7
2006 Jacksonville	0/0	5/6	7/7	14/18	0/1	26/32	81.3
2007 Jacksonville	0/0	6/6	3/3	3/4	0/0	12/13	92.3
2008 Jacksonville	0/0	7/7	3/6	5/7	4/5	19/25	76.0
2009 Jacksonville	0/0	7/8	4/4	3/7	4/9	18/28	64.3
2010 Jacksonville	2/2	3/3	6/7	9/14	2/2	22/28	78.6
2011 Jacksonville	1/1	5/5	6/6	7/8	5/6	23/25	92.0
NFL totals: 8 years	3/3	52/54	43/51	51/75	18/29	167/212	78.8

* Team Leader @ Team Record

ADDITIONAL STATISTICS: Special teams tackles: three in 2004, two in 2005, four in 2006, six in 2008, three in 2009, one in 2010, two in 2011; 11 touchbacks on 62 kickoffs in 2004; 20 touchbacks on 78 kickoffs in 2005; 21 touchbacks on 83 kickoffs in 2006; 12 touchbacks on 46 kickoffs in 2007; 10 touchbacks on 63 kickoffs in 2008; 17 touchbacks on 63 kickoffs in 2009; 15 touchbacks on 76 kickoffs in 2010; 39 touchbacks on 64 kickoffs in 2011; Total 145 touchbacks on 535 kickoffs.

SCOBEE'S POSTSEASON STATISTICS

SCORING	GP/GS	PAT	ATT	FG	FGA	PCT	LG	PTS
2005 Jacksonville	1/0	0	0	1	2	50.0	36	3
2007 Jacksonville	2/0	6	6	3	4	75.0	39	15
NFL totals: 8 years	3/0	6	6	4	6	66.7	39	18

SCOBEE'S SINGLE-GAME CAREER HIGHS

POINTS: 18 (11/25/07 vs. Buffalo; 10/10/10 at Buffalo)
EXTRA POINTS: 7 (12/23/07 vs. Oakland)
FIELD GOALS: 5 (11/25/07 vs. Buffalo; 10/10/10 at Buffalo)
FIELD GOAL ATTEMPTS: 5 (12/5/04 vs. Pittsburgh; 9/11/05 vs. Seattle; 11/25/07 vs. Buffalo; 10/10/10 at Buffalo)
LONGEST FIELD GOAL: 59 (10/3/10 vs. Indianapolis)

**91 • GEORGE SELVIE**

DEFENSIVE END
6-4 • 270 LBS.
SOUTH FLORIDA
BORN MARCH 6, 1987
PENSACOLA, FLORIDA
ACQ. FREE AGENT 2011
EXP.: 3RD SEASON

GAMES PLAYED/STARTED: 2010 (16/0), 2011 (11/0)

NFL TOTALS: 27 games, 0 starts

JAGUARS TOTALS: 7 games, 0 starts

POSTSEASON TOTALS: 0 games, 0 starts

TRANSACTIONS: Originally drafted by St. Louis in the seventh round (226th overall) of the 2010 draft ... Waived on 9/3/11 ... Claimed off waivers by Carolina on 9/4/11 ... Waived on 10/5/11 ... Signed by Jacksonville on 11/15/11.

PRO: Third-year DE has spent time with St. Louis, Carolina and Jacksonville ... Was a seventh-round draft pick of the Rams in 2010 ... Played in four games for the Panthers and seven with the Jaguars in 2011 ... Has played in 27 career games and has 27 tackles (20 solo), two sacks and one fumble recovery ... Finished collegiate career with 29 sacks and 69.5 tackles for loss ...

2011: Spent the first four weeks with Carolina before being waived on Oct. 5 ... Signed by Jacksonville as a free agent on Nov. 15 and played in final seven games ... Finished season with six tackles, 0.5 sacks, one fumble recovery and two special teams tackles ... Recorded one solo tackle and one special teams tackle on **9/18 vs. GB** as a member of the Panthers ... **11/20 at CLE:** Saw first career action for the Jaguars on special teams ... **11/27 vs. HOU:** Saw time at DE (three snaps) and made one solo tackle ... **12/5 vs. SD:** Saw time at DE for 10 snaps ... **12/11 vs. TB:** Had one QB pressure in limited time at DE ... **12/15 at ATL:** Played 17 snaps at DE and recorded one tackle ... **12/24 at TEN:** Made one special teams tackle ... **1/1 vs. IND:** Saw action for a season-high 25 snaps at DE and posted two solo tackles and split a sack with Jeremy Mincey of QB Dan Orlovsky in the second quarter. Also recovered a fumble by Orlovsky in the fourth quarter ...

2010: Played in all 16 games as a rookie and registered 21 tackles and 1.5 sacks ... Added one special teams tackle ... Split a six-yard sack of Seahawks QB Matt Hasselbeck with DE Chris Long on **10/3 vs. SEA** ... Corralled first career solo sack, taking down Lions QB Shaun Hill for a five-yard loss on **10/10 at DET** ... Produced a season-high four tackles on **11/14 at SF**.

COLLEGE: Played in 51 games with 50 starts... Gathered 227 tackles, 69.5 tackles for loss, 29 sacks, 32 quarterback pressures, nine forced fumbles and five fumble recoveries ... Holds every school game, season and career record for sacks and tackles for loss ... Finished career second in NCAA history in tackles for loss ... Two-time First-Team All-America selection and First-Team All-Big East choice ... Started 13 games as a senior ... Posted 42 tackles, 9.5 tackles for loss, 3.5 sacks, seven QB pressures, one forced fumble and one fumble recovery ... Second-team All-Big East Conference choice ... Played in 12 games with 11 starts as a junior ... Ranked first on the team with 5.5 sacks and second with 13.5 tackles for loss ... Recorded 43 tackles, three QB pressures, one forced fumble and two fumble recoveries ... Started 13 games as a sophomore ... Set school records with 14.5 sacks and 31.5 tackles for loss ... Notched 59 tackles, 13 QB pressures and three forced fumbles ... First-team All-American by American Football Coaches Association ... Started 13 games as a redshirt freshman ... Compiled 83 tackles, 15 tackles for loss, 5.5 sacks, nine QB pressures, four forced fumbles and two fumble recoveries ... Freshman All-American by The Sporting News ... Earned team's defensive rookie of the year award ... Recruited as a center but moved to defensive line during redshirt season ... Majored in sociology.

PERSONAL: Single ... Son of George and Twana Selvie ... Moved several times while following father's military career during childhood ... Attended Pine Forest High (Fla.) ... Class 3A second team all-state as a senior ... Finished with 55 tackles with six sacks ... Super Senior in Pensacola News Journal ... Emerald Coast all-star ... Also participated in weightlifting ... Full name: George Selvie.

SELVIE'S REGULAR SEASON STATISTICS

TACKLES	GP/GS	TKL	SOLO	ASST	ST	SACKS	FF	FR	PD
2010 St. Louis	16/0	21	15	6	1	1.5	0	0	0
2011 CAR/JAX	11/0	6	5	1	2	0.5	0	1	0
NFL totals: 2 years	27/0	27	20	7	3	2.0	0	1	0

**55 • CLINT SESSION**

LINEBACKER
5-9 • 248 LBS.
PITTSBURGH
BORN SEPTEMBER 22, 1984
POMPANO BEACH, FLORIDA
ACQ. UNRESTRICTED FREE AGENT 2011 (INDIANAPOLIS)
EXP.: 6TH SEASON

GAMES PLAYED/STARTED: 2007 (13/1, 1/0), 2008 (16/15, 1/1), 2009 (14/14, 3/3), 2010 (5/5), 2011 (9/6)

NFL TOTALS: 57 games, 41 starts

JAGUARS TOTALS: 9 games, 6 starts

POSTSEASON TOTALS: 5 games, 4 starts

TRANSACTIONS: Originally drafted by Indianapolis in the fourth round (136th overall) of the 2007 draft ... Signed by Jacksonville as an unrestricted free agent on 7/29/11.

PRO: Physical, explosive LB who can play weakside or strongside ... Has played in 57 games with 41 starts ... Career totals include 308 tackles (230 solo), 2.5 sacks, six forced fumbles, four INTs and five passes defended ... Played in nine games with six starts in 2011 after signing with the Jaguars as an unrestricted free agent ... Spent four seasons with Indianapolis after being selected in the fourth round of the 2007 draft ... Has played in five postseason games with four starts ... Was limited to five games in 2010 because of an elbow injury ... Registered career-best 104 tackles and two INTs in 2009 ... Four-year letterman at Pittsburgh where he finished with 29.5 tackles for loss ... Native of Pompano Beach, Fla. ...

2011: Played in nine games with six starts in first season with the Jaguars ... Finished with 44 tackles (35 solo), one sack, three tackles for loss, two QB pressures and one forced fumble ... Was placed on injured reserve on Nov. 22 and missed the final six games ... Tallied four tackles (three solo) on **9/18 vs. NYJ** and two solo tackles on **9/25 at CAR** ... Made seven tackles apiece on **10/2 vs. NO** and **10/9 vs. CIN** ... Was inactive (elbow) on **10/16 at PIT** ... Returned to starting lineup on **10/24 vs. BAL** and totaled six tackles and one tackle for loss. Downed a punt at the one-yard line in the fourth quarter ... **10/30 at HOU:** Started and accumulated a season-high nine tackles, one sack, one tackle for loss and one forced fumble. Sacked Matt Schaub and forced a fumble in the second quarter that was recovered by DE Matt Roth. After running five yards, Roth lateraled to Terrance Knighton who then proceeded to lateral back to Session for a 22-yard return ... **11/13 at IND:** Saw action for 18 snaps and totaled two solo tackles and one tackle for loss ... **11/20 at CLE:** Started and posted six tackles on 30 snaps before leaving with a head injury ...

2010: Started five games at WLB ... Was inactive for 11 games with an elbow injury ... Totaled 38 tackles (31 solo), one sack, one QB pressure and one pass defended ... Opened season as starter on **9/12 at HOU** and posted six tackles ... Was inactive on **9/19 vs. NYG** and **9/26 at DEN** ... Returned to lineup on **10/3 at JAX** and had four tackles ... Recorded a season-high 10 tackles (eight solo) on **10/10 vs. KC** ... Followed with 10 tackles on **10/17 at WAS** ... Totaled eight solo tackles including one sack on **11/1 vs. HOU** ...

2009: Started 14 games at WLB ... Ranked third on team with a career-high 104 tackles (78 solo) ... Added two INTs, two passes defended, one forced fumble ... Posted double-digit tackles in four games and had three nine-tackle outings ... Added two special teams tackles ... Tied for team lead with eight tackles on **9/21 at MIA** ... Paced team with nine tackles on **10/11 at TEN** and also had nine stops on **11/1 vs. SF** ... Tallied 12 tackles and one INT on **11/8 vs. HOU** and intercepted Matt Schaub in the fourth quarter with team holding a 20-17 lead ... Registered a season-high 14 tackles on **11/22 at BAL** ... Posted 10 tackles on **11/29 at HOU** and scored on a 27-yard INT return to give the Colts a 28-20 lead with 8:09 left ... Made 12 tackles and one forced fumble on **12/6 vs. TEN** ... Started all three postseason games at WLB and finished with 16 tackles, one fumble recovery and one QB pressure ... Recovered a fumble on **1/16 vs. BAL** in AFC Divisional Playoff ... Totaled seven tackles on **1/24 vs. NYJ** in AFC Championship game and had five tackles on **2/7 vs. NO** in Super Bowl XLIV ...

2008: Started 15 of 16 games at SLB and totaled 99 tackles (70 solo), two passes defended, three forced fumbles ... Added four solo special teams tackles ... Totaled eight tackles on **9/7 vs. CHI** ... Registered season-high 12 tackles (10 solo) on **9/21 vs. JAX** ... Led team with 11 tackles (8 solo) on **10/27 at TEN** ... Forced a fumble and added eight tackles on **11/16 vs. HOU** ... Made eight tackles and forced a fumble on **12/18 at JAX** ... Started at SLB in AFC Wild Card Playoff game on **1/3 at SD**, finishing with 10 tackles ...

2007: Appeared in 13 games as rookie and made one start ... Saw extensive action on special teams ... Finished with 23 tackles (16 solo), one forced fumble, two INTs ... Had a career-high 10 special teams tackles ... Made lone start on **11/11 at SD** and made five tackles and two INTs ... Totaled a season-high seven tackles on **12/9 at BAL** ... Forced a fumble and contributed six tackles on **12/30 vs. TEN** ... Had three special teams tackles on **11/22 at ATL** ... Saw action on special teams in AFC Divisional Playoff game on **1/13 vs. SD**.



COLLEGE: Four-year letterman ... Played in 44 games with 25 starts ... Career totals included 259 tackles (161 solo), 29 tackles for loss, 2.5 sacks, seven forced fumbles, one fumble recovery, seven passes defended and three INTs ... Served as team captain ... Started all 12 games at SLB as senior ... Had 101 tackles (67 solo), 12 tackles for loss, one sack, five forced fumbles, one fumble recovery and one INT ... Recorded a 78-yard INT return for a TD vs. Virginia ... Made transition from MLB to SLB as a junior ... Started two of eight games while battling injuries ... Contributed 28 tackles (19 solo) and two forced fumbles ... Started 11 of 12 games at MLB as sophomore ... Finished with 91 tackles (46 solo), 7.5 tackles for loss and two INTs ... Appeared in all 12 games as a freshman and had 39 tackles (29 solo), 7.5 tackles for loss and one sack ... Holds degree in administration of justice.

PERSONAL: Single with daughter, Raegan Nala ... Resides in Pompano Beach, Fla. ... Attended Blanche Ely High School ... First-team All-Florida 5A selection and first-team All-Broward County Athletic Association honoree ... Was four-year letterman and three-year starter at MLB and saw action at FB in goal line situations ... Team finished 36-5 during his three years as a starter ... Totaled 138 tackles, seven sacks and 11 fumble recoveries (three for TDs) as a senior ... Led team to state title with a 14-1 record ... Also lettered in track and field ... Honor roll student ... Full name: Clinton Bernard Session Jr.

SESSION'S REGULAR SEASON STATISTICS

Table with columns: TACKLES, GP/GS, TKL, SOLO, ASST, SACKS, FF, FR, PD. Rows for Indianapolis (2007-2010), Jacksonville (2011), and NFL totals: 5 years.

Table with columns: INTERCEPTIONS, GP/GS, NO, YDS, AVG, LG, TD. Rows for Indianapolis (2007-2010), Jacksonville (2011), and NFL totals: 5 years.

SESSION'S POSTSEASON STATISTICS

Table with columns: TACKLES, GP/GS, TKL, SOLO, ASST, SACKS, FF, FR, PD. Rows for Indianapolis (2007-2010), Jacksonville (2011), and NFL totals: 5 years.



84 • CECIL SHORTS III
WIDE RECEIVER/RETURN SPECIALIST
6-0 • 202 LBS.
MOUNT UNION
BORN DECEMBER 22, 1987
CLEVELAND, OHIO
ACQ. 4TH ROUND OF 2011 DRAFT
EXP.: 2ND YEAR

GAMES PLAYED/STARTED: 2011 (10/0)
NFL TOTALS: 10 games, 0 starts
POSTSEASON TOTALS: 0 games, 0 starts
TRANSACTIONS: Originally drafted in the fourth round (114th overall) of the 2011 draft.

PRO: Young, athletic WR and return specialist played in 10 games as a rookie ... Missed six games with a hamstring injury ... Highest drafted player in school history and first player drafted by the Jaguars from a Division III school ... Three-time All-America selection ... Finished career with 78 career TDs along with 259 receptions for 4,705 yards ... Also competed on track team as a sprinter ...

2011: Saw action in 10 games as a rookie at WR and return specialist ... Finished with two receptions for 30 yards and one TD ... Recorded 20.5-yard average on four kickoff returns and 4.2-yard average on 12 punt returns ... Had eight receptions for 71 yards and a TD in the preseason ... Made NFL debut on 9/11 vs. TEN and returned three punts for 31 yards with a long of 27 ... Had two punt returns on 9/18 at NYJ and 9/25 at CAR ... Was inactive for three straight games with a hamstring injury - 10/30 at HOU, 11/13 at IND and 11/20 at CLE ... Recorded his first career reception on 11/27 vs. HOU, a 25-yarder from Blaine Gabbert ... Scored his first career TD on a five-yard pass in the second quarter on 12/5 vs. SD. Also had three kickoff returns for 63 yards ... Injured his hamstring on 12/11 vs. TB and missed the final three games ...

COLLEGE: Four-year letterman and three-time All-America selection, playing in 56 career games ... Set several Ohio Athletic Conference records and etched his name in NCAA Division III record books ... Finished career with 78 career touchdowns and 468 points scored, the second-most in conference history ... Accounted for 5,989 all-purpose yards (108.9 yards per game), the second-most in conference history ... Career totals included 259 receptions for 4,705 yards and 63 TDs ... His 63 career receiving TDs are most in school history and second in NCAA Division III history ... Set school and conference career marks for receptions and receiving yards ... Rushed for 492 yards on 75 carries with 12 TDs ... Added two punt returns for a TD and a kickoff return for a score ... Two-time Ohio Athletic Conference Ed Sherman Award Winner, given to the conference's top WR ... Was teammate for two seasons with Colts WR Pierre Garcon and topped his old school record for career receiving yards (4,380) ... Played in 12 games at WR as a senior but also saw action at QB, KR, PR and DB ... Missed three games due to injury ... Consensus All-America and unanimous first-team all-conference selection ... Led team with 70 receptions for 1,196 yards with 18 TDs ... Had 13 kickoff returns for 325 yards (25.0 avg.) including an 80-yard return for a score against Delaware ... Added 26 rushes for 113 yards with one TD rushing ... Played in all 15 games as a junior ... Team captain ... Consensus All-America selection by D3Football.com, AFCA and AP Little All-America ... Named D3Football.com National Offensive Player of the Year ... Set school and conference record with 100 receptions for 1,736 yards with 19 TDs ... Finished with 13 receptions for 297 yards with two TDs at Heidelberg including a 79-yard reception, the second-most receiving yards in school history ... Appeared in all 15 games as a sophomore and set league and conference record with 23 receiving TDs ... Finished with 77 receptions for 1,484 yards (19.3 avg.) ... Added 45 yards on three carries ... Returned 11 punts for 91 yards (8.3 avg.) and ranked second on team with 1,620 all-purpose yards ... Split time at QB and WR as a freshman, playing in 14 games ... Was 16 of 24 passing for 209 yards ... Added 12 receptions for 289 yards with three TDs and 12 rushes for 108 yards with two TDs ... Began season at QB but made move to WR ... Health and physical education major.

PERSONAL: Single with son, Cecil Shorts IV ... Attended Collinwood High School (Ohio) ... All-District and All-Conference selection at QB ... Played under his father, Cecil Shorts, Jr. ... Member of the Mount Union chapter of Fellowship of Christian Athletes ... Received All-America honors from U.S. Track & Field and Cross Country Coaches Association ... Won 2008 outdoor 400 hurdle title at the Malone Jack Hazen Open ... Won the 4x400 relay event at Zips Invitational ... Sister, Candice, runs cross country and plays basketball at John Carroll ... Twitter handle is @CShorts10 ... Full name: Cecil Shorts III.

SHORTS' REGULAR SEASON STATISTICS

Table with columns: RECEIVING, GP/GS, NO, YDS, AVG, LG, TD. Rows for Jacksonville (2011).
Table with columns: RETURNS, NO, FC, YDS, AVG, LG, TD. Rows for Jacksonville (2011).
Table with columns: PUNT RETURNS, NO, YDS, AVG, LG, TD. Rows for Jacksonville (2011).
Table with columns: KICKOFF RETURNS, NO, YDS, AVG, LG, TD. Rows for Jacksonville (2011).

TOUCHDOWNS IN JAGUARS HISTORY

Here's a breakdown of who scored the 634 touchdowns in the Jaguars' first 17 seasons (1995-2011):

- 74 RB Maurice Jones-Drew
70 RB Fred Taylor
69 WR Jimmy Smith
38 RB James Stewart
30 WR Keenan McCardell
20 RB Stacey Mack
18 WR Reggie Williams
17 (2) QB David Garrard, TE Marcedes Lewis
15 (2) WR Matt Jones, TE/WR Ernest Wilford
14 (2) QB Mark Brunell, WR Mike Sims-Walker
13 (2) TE Kyle Brady, FB/RB Greg Jones
12 RB Natrone Means
11 (2) TE Damon Jones, TE Pete Mitchell
10 WR Willie Jackson
9 (2) RB LaBrandon Toefield, TE George Wriehster
8 QB Byron Leftwich
7 WR Mike Thomas
6 WR Dennis Northcutt
5 (2) WR Alvis Whitted, RB Rashad Jennings
4 (4) CB Aaron Beasley, WR Troy Edwards, WR Jason Hill, TE Zach Miller
3 (7) WR Reggie Barlow, WR Ernest Givins, RB Elvis Joseph, CB Rashean Mathis, RB Montell Owens, RB Alvin Pearson, WR Cedric Tillman
2 (13) RB Vaughn Dunbar, RB Chris Fuamatu-Ma'afala, QB Quinn Gray, WR Cortez Hankton, WR Matthew Hatchette, S Chris Hudson, WR Patrick Johnson, WR Kevin Lockett, WR Andre Rison, WR Bobby Shaw, CB Mickey Washington, RB Derrick Wimbush, WR Chastin West
1 (41) RB David Allen, TE Richard Angulo, LB Akin Ayodele, RB Tavian Banks, S Ainsley Battles, DE Tony Brackens, WR John Broussard, TE Derek Brown, FB Ryan Christopherson, TE Colin Cloherty, DT Nate Collins, CB Jason Craft, WR Jarret Dillard, S Donovin Darius, FB Marc Edwards, CB Aaron Glenn, FB Ty Hallock, RB Chris Howard, WR Desmond Howard, WR Nate Hughes, LB Clint Ingram, RB Anthony Johnson, WR Kevin Johnson, QB Rob Johnson, TB Brian Jones, RB Randy Jordan, WR Jermaine Lewis, RB Frank Moreau, WR Kassim Osgood, LB Mike Peterson, TE Zach Potter, WR Jerry Porter, QB Jonathan Quinn, FB Daimon Shelton, WR Cecil Shorts III, LB Daryl Smith, WR R. Jay Soward, CB Scott Starks, RB Shyrone Stith, CB Ashton Youboty, WR Troy Williamson



95 • D'ANTHONY SMITH
DEFENSIVE TACKLE
6-2 • 300 LBS.
LOUISIANA TECH
BORN JUNE 9, 1988
PICKERING, LOUISIANA
ACQ. 3RD ROUND OF 2010 DRAFT
EXP.: 3RD YEAR

GAMES PLAYED/STARTED: 2010 (1R), 2011 (1R)

NFL TOTALS: 0 games, 0 starts

POSTSEASON TOTALS: 0 games, 0 starts

TRANSACTIONS: Originally drafted in the third round (74th overall) of the 2010 draft.

PRO: Former third-round draft pick missed his first two seasons with injuries ... Suffered an Achilles injury as a rookie in training camp and missed the 2011 season with a toe injury ... Two-time first-team All-Western Athletic Conference (WAC) selection ... Played in the Senior Bowl alongside Jaguars 2010 first-round pick Tyson Alualu ... Third player in Louisiana Tech history to be drafted by the Jaguars, joining Josh Scobee (2004) and Joe Chustz (2000) ...

2011: Was placed on injured reserve on Sept. 3 after suffering a toe injury during the preseason ...

2010: Suffered an Achilles injury early in training camp (Aug. 2) and was placed on injured reserve Aug 31.

COLLEGE: Two-time first-team All-Western Athletic Conference (WAC) selection ... Started 44 of 49 games including 31 consecutive games ... Finished career with 23.5 tackles for loss and 12.5 sacks ... Made 197 tackles ... Began his career as a TE before making move to DL ... Started all 12 games at RDT as a senior and was an All-WAC first-team selection ... Finished with 51 tackles along with 3.5 sacks, 5.5 tackles for loss, five QB pressures and one fumble recovery ... Served as team captain ... Made 13 starts at DT as a junior ... Earned All-WAC first-team and was first-team All-Louisiana by Louisiana Sportswriters Association ... Led team with five sacks and eight tackles for loss ... Ranked third on the team with career-high 65 tackles while adding three passes defended and three QB pressures ... Led team to first bowl appearance in seven years, a win over Northern Illinois in the Independence Bowl ... Started 11 games at RDT as a sophomore, missing one game with an injury ... Totaled 43 tackles, 3.5 sacks and 6.5 tackles for loss ... Added one forced fumble ... Appeared in all 13 games with eight starts as a true freshman ... Saw action at both DE and DT ... Registered 38 tackles and 3.5 tackles for loss ... Recorded INT against Nebraska ... Graduated in three and half years with a bachelor's degree in psychology while boasting a 3.0 grade point average.

PERSONAL: Single ... Resides in Pickering, Louisiana ... Attended Pickering (La.) High School ... Four-year starter at DL and TE ... Three-time all-district selection ... Led school to District 5-2A title as a senior, finishing with 80 tackles, five tackles for loss and three sacks ... Three-time selection to All-West Central Louisiana team ... As a junior, named District 5-2A Defensive Player of the Year ... Also played basketball for four seasons and lettered on the track and field team ... Competed in shot put and was district champion for four straight years ... Won the Louisiana Class 2A state title in the shot put as a junior and senior ... Comes from military family and was born in Berlin, Germany ... Supports and attends team sponsored events including Jaguars Readers party, Team Teal initiative, World Wide Day of Play, Hometown Huddle and Operation Blessing ... Visited Ronald McDonald House to sign autographs in October 2010 ... Participated both financially and in person at the 2010 Shop with a Jock event at Target where more than 50 children from the Bridge of Northeast Florida and the Mali Vai Washington Kids Foundation were treated to a shopping spree ... Son of Lidia and Anthony Smith ... Full name: D'Anthony Smith.



52 • DARYL SMITH
LINEBACKER
6-2 • 248 LBS.
GEORGIA TECH
BORN MARCH 14, 1982
ALBANY, GEORGIA
ACQ. 2ND ROUND OF 2004 DRAFT
EXP.: 9TH SEASON

GAMES PLAYED/STARTED: 2004 (15/13), 2005 (16/16, 1/1), 2006 (16/16), 2007 (15/15, 2/2), 2008 (14/14), 2009 (16/16), 2010 (16/16), 2011 (16/16)

NFL TOTALS: 124 games, 122 starts

POSTSEASON TOTALS: 3 games, 3 starts

TRANSACTIONS: Originally drafted in the second round (39th overall) of the 2004 draft.

PRO: Ninth-year pro is regarded as one of the top defensive players in franchise history ... Has started at both outside and middle linebacker since being selected in the second round (39th overall) of the 2004 draft ... Of 122 career starts, 101 have been at OLB and 21 at MLB ... Owns team record with 1,084 tackles and has surpassed 100-plus tackles in seven straight seasons ... Missed only three games due to injuries and started all 16 games in five seasons ... Career totals include 21.5 sacks, 59 tackles for loss, nine forced fumbles, five fumble recoveries, six INTs and 29 passes defended ... Set a single-season franchise record in 2011 with 15 tackles for loss ... Only player in franchise history with a streak of five straight seasons with 100-plus tackles including a career-high 170 in 2006 ... Tied or led the team from 2009-10 in tackles, tackles for loss and forced fumbles ... Posted a career-high 20 tackles on Dec. 19, 2010 at Indianapolis ... Ranked second on the team in 2007 and 2008 in tackles ... Recorded first career TD on a 77-yard fumble return in 2007 ... Made 13 starts as a rookie at OLB in 2004, tying for the fourth-most in team history ...

2011: Started all 16 games for the third consecutive season and fifth time in his career ... Team captain ... Ranked second on the team with 166 tackles (125 solo) and 3.5 sacks, the second-highest totals of his career ... Set a single-season franchise record with 15 tackles for loss, surpassing Tony Brackens who had 14 in 1997 ... Added one INT, 11 QB pressures, two forced fumbles and one pass defended ... Played major role on defense that ranked sixth in the NFL (313.0-yard average), the highest ranking for the club since 2006 (2nd) ... Posted double-digit tackles in nine of 16 games ... ProFootballFocus.com All-Pro First-Team ... Opened season on **9/11 vs. TEN** with five tackles (four solo) and one pass defended ... **9/18 at NYJ:** Totaled 12 tackles (six solo), one tackle for loss and one QB pressure ... **9/25 at CAR:** Led team with 14 tackles on 53 snaps ... **10/2 vs. NO:** Made 12 tackles (10 solo), one sack and one tackle for loss. Intercepted Drew Brees late in the second quarter and returned it a career-long 25 yards to set up a Jaguars score ... **10/9 vs. CIN:** Finished with 14 tackles and one tackle for loss ... **10/16 at PIT:** Tallied nine tackles (seven solo) with one tackle for loss and one QB pressure ... **10/24 vs. BAL:** Forced a fumble of RB Ray Rice in the first quarter that was recovered by Rashean Mathis. Paced team with 11 tackles (nine solo), one sack and one tackle for loss ... **10/30 at HOU:** Became first Jaguar to surpass 1,000 tackles in his career. Finished with nine stops (eight solo) ... **11/13 at IND:** Led team with 12 tackles (10 solo) and split a sack with Jeremy Mincey of Curtis Painter in the second quarter ... **11/20 at CLE:** Eclipsed 100 tackles for a franchise-record seventh straight season as he tallied nine solo tackles ... Made eight tackles on **11/27 vs. HOU** and totaled nine stops and a team-high two tackles for loss on **12/5 vs. SD** ... **12/11 vs. TB:** Sacked QB Josh Freeman and forced a fumble late in the first half that was recovered by Nate Collins in the end zone for a TD. Totaled 11 tackles (eight solo) and a team-high two tackles for loss ... **12/15 at ATL:** Posted 11 tackles and recorded two tackles for loss for the third straight game ... **1/1 vs. IND:** Concluded season with 11 tackles (eight solo) with one tackle for loss and two QB pressures ...

2010: Started all 16 games for the fourth time in his career ... Registered a team-high 156 tackles, the second-most of his career, and became the franchise's all-time leading tackler with 918 ... Marked his sixth consecutive season with 100-plus tackles ... Tied for team-lead with eight tackles for loss and added 3.5 sacks, eight QB pressures, one forced fumble and one INT ... **9/12 vs. DEN:** Tied for the team-lead with 11 tackles (eight solo) and intercepted Kyle Orton on Broncos final drive to seal the victory. Also forced a Cornell Buckhalter fumble that was recovered by Sean Considine in the second quarter. Named AFC Defensive Player of the Week for his performance ... **9/19 at SD:** Led team with 13 tackles including a sack of Philip Rivers for an eight-yard loss in the first quarter. Finished with two tackles for loss ... Made eight tackles in three straight games: **9/26 vs. PHI, 10/3 vs. IND** and **10/10 at BUF** ... **10/24 at KC:** Registered 10 tackles and did not miss a snap ... **10/31 at DAL:** Recorded 10 tackles, one tackle for loss and one QB hit ... **11/21 vs. CLE:** Posted a team-high 13 tackles, 1.5 sacks and one QB hit ... **11/28 at NYG:** Eclipsed 100-plus tackles for the season ... **12/5 at TEN:** Led team with seven tackles and deflected a Kerry Collins pass in the fourth quarter which resulted in a William Middleton INT ... **12/18 at IND:** Produced a career-high 20 tackles (18 solo) with two tackles for loss and one sack. The 20 tackles tied for the fifth-most in team history ... Concluded season with 13 tackles on **12/26 vs. WAS** and **1/2 at HOU** ...

JAGUARS SPECIAL TEAMS SCORES

In 17 years, the Jaguars have scored 20 touchdowns on special teams in the regular season and one in the playoffs.

DATE	OPPONENT	PLAYER	SCORE
Dec. 3, 1995	at Denver	Jimmy Smith	blocked punt recovered in end zone
Dec. 3, 1995	at Denver	Jimmy Smith	89-yard kickoff return (after lateral from Desmond Howard)
Dec. 1, 1996	vs. Cincinnati	Mickey Washington	65-yard blocked field goal return
Sept. 22, 1997	vs. Pittsburgh	Chris Hudson	58-yard blocked field goal return
Dec. 7, 1997	vs. New England	Reggie Barlow	92-yard punt return
Dec. 27, 1997*	at Denver	Travis Davis	29-yard blocked punt return
Sept. 13, 1998	vs. Kansas City	Reggie Barlow	85-yard punt return
Nov. 1, 1998	at Baltimore	Alvis Whitted	24-yard blocked punt return
Sept. 12, 1999	vs. San Francisco	Jason Craft	23-yard fumble return
Nov. 21, 1999	vs. New Orleans	Reggie Barlow	74-yard punt return
Dec. 26, 1999	at Tennessee	Alvis Whitted	98-yard kickoff return
Nov. 18, 2001	at Pittsburgh	Elvis Joseph	95-yard kickoff return
Oct. 6, 2002	vs. Philadelphia	Bobby Shaw	69-yard punt return
Nov. 27, 2005	at Arizona	Derrick Wimbush	91-yard kickoff return
Dec. 10, 2006	vs. Indianapolis	Maurice Jones-Drew	93-yard kickoff return
Nov. 4, 2007	at New Orleans	Maurice Jones-Drew	100-yard kickoff return
Sept. 28, 2008	vs. Houston	Montell Owens	41-yard run (on fake punt)
Nov. 2, 2008	at Cincinnati	Montell Owens	18-yard fumble return
Dec. 19, 2010	at Indianapolis	Mike Thomas	78-yard punt return
Dec. 11, 2011	vs. Tampa Bay	Colin Cloherly	8-yard fumble return
Dec. 15, 2011	at Atlanta	Zach Potter	46-yard blocked punt return

* Playoff game



2009: Led team with 150 tackles, his fifth consecutive season with 100-plus tackles, and career-high nine tackles for loss and three forced fumbles ... Added 1.5 sacks, two fumble recoveries and one INT ... Started all 16 games for the third time in his career, one of only four defensive players to do so in 2009 (Derek Cox, Terrance Knighton, Derrick Harvey) ... Posted double-digit tackles in 10 games ... Was only player on the team with a sack, tackle for loss, INT, forced fumble and fumble recovery ... 9/13 at IND: Totaled 13 tackles (eight solo) in season-opener ... 9/20 vs. ARI: Finished with 11 tackles and a forced fumble ... 9/27 at HOU: Forced and recovered a fumble by RB Chris Brown at the one-yard line on the Texans' final drive to seal the victory. Finished with eight tackles, three QB pressures and one pass defended ... 10/4 vs. TEN: Led team with 12 tackles ... 10/11 at SEA: Had seven tackles and a forced fumble ... 11/1 at TEN: Totaled 12 tackles with one for a loss ... 11/8 vs. KC: Registered nine tackles (eight solo) including two for a loss and had 1.5 sacks. Sacked Matt Cassel on the first play of third quarter and teamed up with Terrance Knighton to sack Cassel in the fourth quarter ... 11/29 at SF: Led team with 11 tackles and two QB pressures on 61 snaps ... 12/6 vs. HOU: Led team for second consecutive game with 11 tackles including one for a loss ... 12/13 vs. MIA: Had 11 tackles, one for a loss, and one pass defended in 71 snaps ... 12/17 vs. IND: Played all 52 snaps and intercepted Peyton Manning on a tipped ball by Reggie Nelson ... 12/27 at NE: Made team-high 12 tackles including one for a loss. Recovered a fumble on the goal line to prevent a Patriots score on the opening drive of the game ... 1/3 at CLE: Posted a season-high 15 tackles including one for a loss in season-finale ...

2008: Started 14 games before going on injured reserve Dec. 16 with a groin injury ... Served as team captain ... Did not miss a snap in nine of 14 games and had at least nine tackles in eight games ... Started first eight games at OLB before moving to MLB for six games ... Ranked second on the team with 130 tackles (89 solo) along with 2.5 sacks, four passes defended, four tackles, seven QB pressures and one forced fumble ... 9/21 at IND: Posted first sack of season on Peyton Manning ... 9/28 vs. HOU: Led team with a season-high 16 tackles along with one pass defended and one forced fumble ... Led team with 11 tackles on 10/5 vs. PIT and nine tackles on 10/12 at DEN ... Had seven tackles apiece on 10/26 vs. CLE and 11/2 at CIN ... 11/9 at DET: Made first start of the season at MLB and led team with 13 tackles and two for a loss. Tied for team lead with 1.5 sacks. Split a sack of Daunte Culpepper with Derrick Harvey in the third quarter and dropped Drew Stanton in the fourth quarter ... 11/16 vs. TEN: Started at MLB and made team-high 10 tackles ... 11/23 vs. MIN: Finished with team-high nine tackles and notched fourth consecutive season with at least 100 tackles ... 12/7 at CHI: Led team with 12 tackles and one for a loss ... 12/14 vs. GB: Registered a team-high 12 tackles but left game in the fourth quarter with a groin strain and did not return. Was placed on injured reserve two days later ...

2007: Started the first 15 games before being rested in the regular season finale ... Started both playoff games ... After playing first 10 games at OLB moved to MLB following season-ending injury to Mike Peterson ... Ranked second on team with 117 tackles and tops with six tackles for a loss ... Added 1.5 sacks, eight passes defended, two fumble recoveries and scored first career TD on a fumble recovery against Houston ... Surpassed 100 tackles for the third consecutive season ... 10/14 vs. HOU: Made 50th career start. Tallied nine tackles and returned a fumble for 77 yards to score first career TD ... 10/22 vs. IND: Started at OLB and recorded 10 tackles and one QB pressure ... 11/25 vs. BUF: Made first start of the season at MLB replacing injured Mike Peterson. Led team with 12 tackles ... 12/2 at IND: Started at MLB and recorded 10 tackles with two tackles for loss. Split sack of Peyton Manning with Paul Spicer ... 12/9 vs. CAR: Started at MLB and led team with 10 tackles, one sack, two passes defended. Also recovered a fumble forced by John Henderson which led to a TD. Sacked Vinny Testaverde ... 12/23 vs. OAK: Started at MLB and recorded seven tackles, one for a loss and one QB pressure. Made 60th career start ... 12/30 at HOU: Inactive. Was rested in regular season finale ... 1/5 at PIT: Started at MLB in AFC Wild Card Playoff game and made 11 tackles and one for a loss ... 1/12 at NE: Started at MLB in AFC Divisional Playoff game and led team with 15 tackles, tied for fourth-most in team postseason history ...

2006: Started all 16 games with five at OLB and 11 at MLB ... Moved from the outside to the middle due to a season-ending injury to Mike Peterson ... Led team with a career-high 170 tackles, three sacks, one INT and one forced fumble ... Recorded double-digit tackles in nine games, including 17 tackles in two games (11/12 vs. HOU, 12/10 vs. IND) ... 10/22 at HOU: Made first start at MLB and registered a team-high 16 tackles, one for a loss, one QB pressure and one pass defended ... 11/12 vs. HOU: Made season-high 17 tackles along with one sack and one forced fumble ... 12/10 vs. IND: Posted team-high 17 tackles and recorded a sack of RB Joseph Addai on an attempted pass play ... 12/31 at KC: Led team with 12 tackles along with one sack and one INT off Trent Green ...

2005: Started all 16 games in second NFL season ... Ranked second on team behind LB Mike Peterson (190) with 117 tackles (68 solo) ... Led team with seven tackles for loss and registered career-high four sacks ... 9/11 vs. SEA: In season-opener, made crucial INT in fourth quarter and finished with five tackles, one pass defended and one QB pressure ... 10/9 vs. CIN: Had best all-around game with nine tackles, one sack, one forced fumble and one QB pressure. Picked up sack of Carson Palmer with 1:28 remaining in the game and forced a fumble to seal the victory ... 11/6 vs. HOU: Registered 10 tackles along with one sack ... 12/4 at CLE: Had one sack ... 12/24 at HOU: Recorded a then career-high 18 tackles ... 1/7 at NE: Started at OLB in AFC Wild Card game and finished with eight solo tackles and one sack. Sacked Tom Brady on the final play of the first half ...

2004: Started 13 games and played in 15 ... Was slowed by a knee injury in the middle of the season, but still managed to finish with 78 tackles, and recorded two sacks, one INT and one fumble recovery ... 9/12 at BUF: Started at OLB in first NFL game and collected eight tackles ... 10/3 vs. IND: Grabbed first career INT off Peyton Manning ... 10/31 at HOU: Suffered sprained knee and was inactive the next week vs. Detroit ... 12/12 vs. CHI: Made nine tackles including the first sack and safety of career ... 12/19 at GB: Totaled five tackles, one sack and one fumble recovery ... 1/2 at OAK: Notched a season-high 11 tackles, three passes defended, including one in the end zone in the fourth quarter that saved a game-tying TD.

COLLEGE: Four-year letterman who led the team in tackles twice in four seasons ... Started 44 of 46 games, recording 383 tackles (207 solo) with 15 sacks, 48 tackles for loss, three INTs, four fumble recoveries and three forced fumbles ... Finished second on the team as a senior with a career-high 129 tackles ... Majored in biology.

PERSONAL: Married (Ramee) with a daughter (Daryn) and son (Caleb)... Lives in Jacksonville ... Attended Dougherty County (Albany, Ga.) High ... Named to the Atlanta Journal-Constitution's Top 75 in Georgia ... Recorded 103 tackles, five sacks, four forced fumbles and two INTs as a senior ... Added 117 tackles and seven sacks as a junior ... Played in the Georgia-Florida All-Star Game ... Also lettered in baseball ... Established a program in the offseason with the linebackers to make bi-weekly visits to Wolfson Children's Hospital, where the players visit with patients, sign autographs and distribute gifts ... Attended the 2008 Campbell's Chunky Soup 'Click for Cans' donation event held at a local food bank ... Participated in the Jacksonville Association of Firefighters charity softball game in 2008 and 2010 at Jacksonville University ... Visited children in the after-school program at the Police Athletic League in 2008 ... Participated in Children's Miracle Network fundraiser as a celebrity waiter the last four years ... Actively supports and attends team sponsored events like Operation Blessing, Food Drive, Jaguars Taste of the NFL dinner, Habijax, Draft Day Fan Fest, Jaguars annual golf tournament and Jaguars Foundations Playbook initiative ... Supported 2009 "Dance for a Cause" event for Jack Del Rio Foundation ... Participated in Salvation Army's Women's Auxillary's event as a celebrity chef the last two years ... Participated both financially and in person at the 2010 Shop with a Jock event at Target where more than 50 children from the Bridge of Northeast Florida and the Mali Vai Washington Kids Foundation were treated to a shopping spree ... Participated in the 2010 Yo Gabba Gabba show at Veterans Memorial Arena ... Full name: Daryl Lamont Smith.

SMITH'S REGULAR SEASON STATISTICS

TACKLES	GP/GS	TKL	SOLO	ASST	ST	SACKS	FF	FR	PD	TFL
2004 Jacksonville	15/13	78	43	35	3	2.0	0	1	3	3
2005 Jacksonville	16/16	117	68	49	0	4.0	1	0	0	7
2006 Jacksonville	16/16	*170	107	63	1	3.0	1	0	5	7
2007 Jacksonville	15/15	117	79	38	0	1.5	0	2	8	6
2008 Jacksonville	14/14	130	89	41	0	2.5	1	0	4	4
2009 Jacksonville	16/16	*150	101	49	0	1.5	#3	2	4	*9
2010 Jacksonville	16/16	*156	*109	47	0	3.5	#1	0	4	8
2011 Jacksonville	16/16	166	125	41	0	3.5	2	0	1	@15
NFL totals: 8 years	124/122@1,084	721	363	4	21.5	9	5	29	59	

INTERCEPTIONS	GP/GS	NO	YDS	AVG	LG	TD
2004 Jacksonville	15/13	1	0	0.0	0	0
2005 Jacksonville	16/16	1	0	0.0	0	0
2006 Jacksonville	16/16	1	4	4.0	4	0
2007 Jacksonville	15/15	0	0	0.0	0	0
2008 Jacksonville	14/14	0	0	0.0	0	0
2009 Jacksonville	16/16	1	10	10.0	10	0
2010 Jacksonville	16/16	1	8	8.0	8	0
2011 Jacksonville	16/16	1	25	25.0	25	0
NFL totals: 8 years	124/122	6	47	7.8	25	0

* Team Leader # Shared Team Lead @ Team Record

ADDITIONAL STATISTICS: One safety on 12/12/04 vs. Chicago; Returned a fumble 77 yards for a touchdown on 10/14/07 vs. Houston.

SMITH'S POSTSEASON STATISTICS

TACKLES	GP/GS	TKL	SOLO	ASST	ST	SACKS	FF	FR
2005 Jacksonville	1/1	8	8	0	0	1.0	0	0
2007 Jacksonville	2/2	26	18	8	0	0.0	0	0
NFL totals: 8 years	3/3	34	26	8	0	1.0	0	0





67 • JASON SPITZ
 GUARD/CENTER
 6-3 • 298 LBS.
 LOUISVILLE
 BORN DECEMBER 19, 1982
 JACKSONVILLE, FLORIDA
 ACQ. UNRESTRICTED FREE AGENT 2011 (GREEN BAY)
 EXP.: 7TH YEAR

GAMES PLAYED/STARTED: 2006 (14/13), 2007 (14/12, 2/2), 2008 (16/16), 2009 (5/4), 2010 (16/0, 4/0), 2011 (10/0)

NFL TOTALS: 75 games, 45 starts

JAGUARS TOTALS: 10 games, 0 starts

POSTSEASON TOTALS: 6 games, 2 starts

TRANSACTIONS: Originally drafted by Green Bay in the third round (75th overall) of the 2006 draft ... Signed by Jacksonville as an unrestricted free agent on 7/29/11.

PRO: Seventh-year offensive lineman has ability to play both guard and center ... Joined Jaguars in 2011 as an unrestricted free agent ... Spent five seasons with Green Bay, playing in 65 games with 45 starts (18 at RG, 8 at C, 19 at LG) ... Originally selected in the third round of the 2006 draft by the Packers ... Played in six postseason games with two starts ... Member of Super Bowl champions in 2010 ... Started a career-high 16 games at three different positions in 2008 (11 at RG, 3 at C, 2 at LG) ... Teammate of Jaguars DE Aaron Kampman in Green Bay from 2006-09 ... Four-year starter at Louisville and earned all-conference honors his final three seasons ... Native of Jacksonville and played at The Bolles School...

2011: Played in 10 games in his first season with the Jaguars, mainly on special teams ... Was inactive for six games with a quad injury ... Saw action in two-TE formation on **12/24 at TEN** ...

2010: Saw action in all 16 games and all four postseason games ... Saw action mainly on special teams ... Saw limited time at LG on **10/31 at NYJ** and **12/12 at DET** ... Inserted in the fourth quarter at C on **11/7 vs. DAL** ... Played in all four postseason games including Super XLV win ...

2009: Appeared in five games with four starts (2 at C, 2 at LG) ... Won starting C position in training camp but was placed on injured reserve on Nov. 7 with a back injury ... Started at C on **9/20 vs. CIN** but was moved to LG on the first possession of third quarter due to injuries ... Started at LG on **9/27 at STL** and **10/5 at MIN** ... Was inactive on **10/18 vs. DET** with back injury sustained in practice, marking first missed game due to injury since rookie season ... Saw time on special teams on **10/25 at CLE** ... Was inactive on **10/18 vs. DET** and **11/1 vs. MIN** before being placed on injured reserve ...

2008: Started all 16 games for the only time in career ... Started at three different positions (11 at RG, 3 at C, 2 at LG) ... Helped pave way for Ryan Grant's 1,203 rushing yards, the eighth-highest total in franchise history ... Started first three games at C ... Moved to RG on **9/28 at TB** ... Shifted over to LG on **11/2 at TEN** due to illness of Chad Clifton ... Part of line that paved way for 220 rushing yards on **11/16 vs. CHI** and did not allow a sack or pressure of QB Aaron Rodgers ... Started at LG on **12/30 vs. DET** but also played C in the second quarter when Scott Wells left game due to injury. Blocked for season-high 211 rushing yards including two running backs with 100-plus yards ...

2007: Saw action in 14 games with 12 starts (7 at RG, 3 at C, 2 at LG) ... Started both postseason games at RG ... Active but DNP on **9/23 vs. SD** and **9/30 at MIN** ... Suffered a calf injury in the third preseason game but returned to practice for Week 1 ... Started season-opener at RG on **9/9 vs. PHI** but aggravated calf injury late in the third quarter and did not return ... Inserted at C in the third quarter on **10/7 vs. CHI** ... Made first career start at C on **10/14 vs. WAS**, and became the eighth C to start during Brett Favre's consecutive games-played streak ... Made start at RG on **11/11 vs. MIN** and helped club amass a season-high 488 yards ... Opened game as starting RG but took over at LG in the second quarter on **11/29 at DAL** ... Returned to starting RG spot on **12/30 vs. DET** and paved way for a season-high 217 yards ... Started at RG in two postseason games ...

2006: Played in 14 games with 13 starts as rookie ... Was inactive for two games ... Played 932 of the club's 1,117 offensive snaps (83.4 percent) despite a high injury that sidelined him for two games and a Week 5 throat injury that landed him in the hospital ... Opened season as the starting LG but played most of the season at RG ... Made NFL debut on **9/10 vs. CHI** as starting LG but sustained a right thigh bruise and missed the next two games ... Saw action at RG in a reserve role on **10/2 at PHI** ... Was back in the starting lineup at LG on **10/8 vs. STL**, but began the day with an upset stomach and was taken to the hospital at halftime after vomiting blood. Was diagnosed with a minor tear in his esophagus, but returned to full practice during the ensuing bye week ... Started at LG on **10/22 at MIA** ... Helped offense total 203 rushing yards on **10/29 vs. ARI** including 100-yard performances by two different players.

COLLEGE: Four-year starter ... Started final 38 games of college career at G and earned all-conference honors his final three seasons ... Started all 12 games as a senior at LG and earned first-team All-Big East honors ... Helped team rank ninth in the nation in total offense (482.0), third in scoring (43.2), and third in pass effi-

ciency rating (159.85) ... Allowed only two sacks on the season ... Started all 12 games at RG as junior and was a second-team All-Conference USA selection ... Part of an offense that led Division I-A in total offense (539.0) and scoring (49.7) ... Started all 13 games at RG as sophomore and was part of OL that allowed only 13 sacks ... Started five games as redshirt freshman before suffering MCL injury ... Returned to starting lineup against Marshall in GMAC Bowl ... Graduated with a degree in marketing.

PERSONAL: Married (Samantha) ... Born in Boardman, Ohio ... Attended The Bolles School in Jacksonville ... First-team All-First Coast selection as a two-way lineman ... Finished with 10 sacks and 56 tackles as senior and earned second-team all-state honors from the Florida Times-Union ... Coach at Bolles was Corky Rodgers, who also coached former Packers RB and current RB Coach Edgar Bennett at Robert E. Lee High in Jacksonville ... Also lettered in track and field as shot put and discus thrower and competed in organized weightlifting ... Won the state championship as a senior with a bench press of 425 pounds and a clean-and-jerk of 335 pounds ... Heavily involved in the community during his time in Green Bay ... Played games and had dinner with patients at the Families of Children with Cancer holiday party, rung bells for the Salvation Army during the Red Kettle campaign over the holidays, and helped refurbish the Green Bay West High School football field as part of the Home Depot Neighborhood MVP Program ... Participated in Edgar Bennett's Celebrity Bowl-A-Thon to benefit the Angel Fund, the Brett Favre Celebrity Softball Game, the Al Harris Stars and Strikes Celebrity Bowling Event, a dinner to benefit the Donald Driver Foundation, the Packers Tailgate Tours and the TRIFECTA golf tournament hosted by Mark Tauscher ... Enjoys reading and is close to finishing his second college major in finance ... Also enjoys cooking ... Took an adventurous trip to China and Thailand with teammate Daryn Colledge in 2010 offseason ... Full name: Jason Russell Spitz.



45 • NAUFAHU TAHI
 FULLBACK
 6-0 • 262 LBS.
 BRIGHAM YOUNG
 BORN OCTOBER 30, 1981
 WEST VALLEY CITY, UTAH
 ACQ. UNRESTRICTED FREE AGENT 2012 (MINNESOTA)
 EXP.: 6TH YEAR

GAMES PLAYED/STARTED: 2007 (10/0), 2008 (16/5), 2009 (15/2), 2010 (15/7)

NFL TOTALS: 56 games, 14 starts

POSTSEASON TOTALS: 3 games, 0 starts

TRANSACTIONS: Originally signed by Cincinnati as an undrafted rookie on 5/5/06 ... Signed by Minnesota off Cincinnati's practice squad on 11/22/06 ... Signed by Jacksonville as an unrestricted free agent on 5/7/12.

PRO: Sixth-year FB has played in 56 games with 14 starts ... Spent five seasons (2006-10) with Minnesota ... Saw action in three postseason games ... Career totals include 10 rushes for 21 yards and 33 receptions for 150 yards and two TDs ... Started a career-high seven of 15 games in 2010 and had six receptions for 39 yards and a TD ... Was not on an NFL roster in 2011 ... Entered the NFL as a rookie free agent with Cincinnati in 2006 ... Paved the way for RB Adrian Peterson to lead the NFL and set a club single-season rushing record in 2008 ... Went on a three-year mission trip following his freshman season at BYU...

2011: Was not on an NFL roster after being declared a free agent on July 25 ...

2010: Played in 15 games and made a career-high seven starts ... Finished with six receptions for 39 yards and one TD and added a one-yard rush ... Paved the way for RB Adrian Peterson's 1,298 rushing yards, the second-most in the NFC and sixth-most in the NFL ... Had a 10-yard TD reception on **11/21 vs. GB** ...

2009: Saw action in 15 games with two starts ... Had two rushes and finished with 10 receptions for 67 yards and one TD ... Helped Adrian Peterson set a single-season franchise record with 18 rushing TDs ... Posted a career-long 32-yard catch on **10/11 at STL** ... Scored first career TD on a one-yard pass from Brett Favre on **1/3 vs. NYG** ...

2008: Played in all 16 games and started five games, his first career starts ... Led the way for NFL rushing leader Adrian Peterson who set franchise single-season records for rushing yards (1,760) and 100-plus yard games (10) ... Had a career-high 16 receptions for 37 yards ... Added five special teams tackles ...

2007: Saw action in 10 games at FB and on special teams ... Rushed for 15 yards on six carries and had a seven-yard reception ... Finished with two special teams tackles ... Made NFL debut on **9/9 vs. ATL** ...

2006: Spent first 10 weeks on Cincinnati's practice squad before he was signed to Minnesota's active roster on 11/22 ... Replaced FB Tony Richardson who was placed on injured reserve.

COLLEGE: Four-year letterman, playing in 45 games ... Finished with 326 rushes for 1,358 yards and 81 receptions for 730 yards ... Served a Mormon mission in Jacksonville from 2000-02 before returning for final three seasons ... Recorded 872 yards from scrimmage as a senior as the lead blocker for RB Curtis Brown, who



rushed for 1,123 yards and 14 TDs ... Finished with eight TDs (6 rushing, 2 receiving) and had 497 yards on 97 carries along with 41 receptions for 375 yards ... Had 136 yards from scrimmage (63 rushing, 73 receiving) against Notre Dame ... Led the team in rushing as a freshman with 445 yards before leaving on church mission.

PERSONAL: Married (Alisa) with children, Maile and Lincoln ... Attended Granger High School in Utah ... Named the USA Today Player of the Year for Utah as a senior ... Compiled more than 5,700 rushing yards in his career and set a state record for rushing TDs ... His family is from Tonga, but he was born in Fontana, Calif., and the family moved to Utah in 1995 ... Spent most of 2009 offseason at BYU working on his degree ... Name is pronounced NOW-fah-hoo TAH-hee.

TAHI'S REGULAR SEASON STATISTICS

RUSHING	GP/GS	NO	YDS	AVG	LG	TD
2006 Cinci./Minn.	0/0	0	0	0.0	0	0
2007 Minnesota	10	6	15	2.5	6	0
2008 Minnesota	16	0	0	0.0	0	0
2009 Minnesota	15	3	5	1.7	2	0
2010 Minnesota	15	1	1	1.0	1	0
NFL totals: 5 years	56	10	21	2.1	6	0

RECEIVING	GP/GS	NO	YDS	AVG	LG	TD
2006 Cinci./Minn.	0/0	0	0	0.0	0	0
2007 Minnesota	10	1	7	7.0	7	0
2008 Minnesota	16	16	37	2.3	7	0
2009 Minnesota	15	10	67	6.7	32	1
2010 Minnesota	15	6	39	6.5	11	1
NFL totals: 5 years	56	33	150	4.5	32	2



80 • MIKE THOMAS

WIDE RECEIVER

5-8 • 198 LBS.

ARIZONA

BORN JUNE 4, 1987

DESOTO, TEXAS

ACQ. 4TH ROUND OF 2009 DRAFT

EXP: 4TH YEAR

GAMES PLAYED/STARTED: 2009 (14/4), 2010 (16/11), 2011 (15/13)

NFL TOTALS: 30 games, 15 starts

POSTSEASON TOTALS: 0 games, 0 starts

TRANSACTIONS: Originally drafted in the fourth round (107th overall) of the 2009 draft.

PRO: Fourth-year WR has led the team in receptions in each of the last two seasons ... Also sees action as a return specialist ... Career totals include 158 receptions for 1,688 yards (10.7 avg.) and six TDs, along with 67 punt returns for 8.4-yard average and one TD, 26 kickoff returns for 24.8-yard average, and 27 rushes for 211 yards (7.8) ... Posted five or more receptions in 13 career games ... One of only three players in team history to make 66 or more receptions in a season (66, 2010), joining Jimmy Smith and Keenan McCardell ... Set franchise record for a rookie with 48 receptions and his 453 receiving yards were the most by a rookie WR in team history ... Became first Jaguars player to have his apparel displayed in the Pro Football Hall of Fame. He donated his jersey and gloves from club's historical win against Houston on Nov. 14, 2010 ... One of three WRs drafted by the Jaguars in 2009, the second-most in franchise history (4, 1996) ... Finished career at Arizona as the Pac-10's all-time leader in receptions with 259 ... Was college teammate with Jaguars OT Eben Britton ...

2011: Started a career-high 13 games and led the team with 44 receptions, marking the second straight season he led the team in catches ... Ranked second on the team with 415 receiving yards along with one TD ... Returned 19 punts for a 4.6-yard average with a long of 28 yards ... Rushed three times for 11 yards ... Was targeted a team-high 92 times ... **9/11 vs. TEN:** Tied his career-high with eight receptions for 55 yards in the season-opener including a 26-yard catch in the fourth quarter ... **9/25 at CAR:** Posted a team-high four receptions for 55 yards. Scored on a 36-yard pass from Blaine Gabbert as time expired in the first half during a driving rainstorm. Caught the pass at the seven-yard line and maneuvered his way into the end zone ... **10/2 vs. NO:** Recorded team-high five receptions for 73 yards including a 47-yard grab in the first quarter. The 47-yard catch was the second-longest of his career ... **10/9 vs. CIN:** Had three receptions for 53 yards ... **10/24 vs. BAL:** Returned six punts for 37 yards including a 28-yarder in the first half ... **10/30 at HOU:** Had three receptions for 24 yards and returned two punts for 12 yards ... **11/20 at CLE:** Made three catches for 23 yards and added an 11-yard punt return ... **12/11 vs. TB:** Left game in the second half with a concussion ... Was inactive on **12/15 at ATL**, snapping a streak of 43 consecutive games played (Sept. 20, 2009 vs. Arizona) ... Finished season with three receptions for 26 yards on **12/24 vs. TEN** and two punt returns for 13 yards on **1/1 vs. IND** ...

2010: Team's receiving leader and top punt returner, playing in all 16 games with 11 starts ... Had multiple receptions in 13 games, finishing with 66 catches for 820 yards, both team-highs, and 4 TDs ... Tied with Mercedes Lewis for the team-lead with six receptions of 25-plus yards ... Led club with 38 of his 66 receptions result-

ing in first downs ... Joined Jimmy Smith (9 seasons) and Keenan McCardell (5 seasons) as only players in team history with 66-plus receptions in a season ... Also led team with 34 punt returns for 358 yards (10.5) including 78-yard TD and just seven fair catches ... Added 12 rushing attempts on offense for 114 yards (9.5) with 33-yarder ... Ranked 6th in AFC and 14th in NFL for punt return average, and 14th in AFC in receptions ... Opened with six catches for 89 yards **9/12 vs. DEN** and added 17-yard punt return ... Had 41-yard punt return **9/26 vs. PHI** to go with two catches ... **10/3 vs. IND:** Made five receptions for 68 yards and a 19-yard run ... Ran career-high three times for 53 yards including 33-yarder on **10/10 at BUF** ... Had career-high eight receptions for 88 yards **10/18 vs. TEN** ... **10/24 at KC:** Did not have a reception but made 49-yard punt return ... Scored first TD of season **10/31 at DAL** on 15-yard catch, finishing with four receptions for 41 yards and a 16-yard punt return ... The following week scored on 50-yard Hail Mary game-winning pass **11/14 vs. HOU**, marking fourth time in NFL history a regular season game ended with a TD pass of 50+ yards as time expired, and finished with career-best 149 yards on eight receptions ... Made it three straight games with a TD on **11/21 vs. CLE** while getting five receptions and four punt returns including 23-yarder ... Made six catches **11/28 at NYG** including 100th of career, and four on **12/5 at TEN** ... On **12/18 at IND** had 78-yard punt return-TD, the second-longest in team history, finishing with four punt returns for 99 yards to go with 63 yards on three receptions ... **12/26 vs. WAS:** Made six receptions for 96 yards and a TD in addition to five punt returns including 21-yarder ...

2009: Played in final 14 games with four starts at WR and served as return specialist ... Set franchise record for most receptions by a rookie with 48 while his 453 receiving yards ranked second ... 28 of his 48 receptions resulted in first downs ... Added 12 rushes for 86 yards (7.2 avg.), 26 kickoff returns 644 yards (24.8 avg.) and 14 punt returns for 118 yards (8.4 avg.) ... Finished with 1,301 all-purpose yards on 100 touches (13.0 avg.) ... Was inactive for the first two weeks on **9/13 at IND** and **9/20 vs. ARI** ... **9/27 at HOU:** Made NFL debut and finished with a 10-yard reception and two rushes for 35 yards on end-around plays. Ran for 22 yards on his first career rush ... **10/4 vs. TEN:** Made first career start and totaled 153 all-purpose yards. Had five receptions for 31 yards, three rushes for nine yards, three punt returns for 56 yards and two kickoff returns for 75 yards with a long of 42 ... **10/11 at SEA:** Recorded 28-yard reception and had three kickoff returns for 18.7-yard average ... **10/18 vs. STL:** Set career-high with seven receptions for 52 yards including a 17-yard reception in overtime to set up Josh Scobee's game-winning FG. Added one kickoff return for 21 yards and two punt returns for eight yards ... **11/1 at TEN:** Led team with four receptions for 55 yards and finished with 208 all-purpose yards (55 receiving, 7 rushing, 146 kickoff returns). Had back-to-back returns of 40 and 42 yards and receptions of 25 and 21 yards ... **11/8 vs. KC:** Had career-long punt return of 44 yards and moved the ball into Chiefs territory with an 18-yard scamper in the first quarter ... **11/15 at NYJ:** Led team with four receptions for 46 yards including a 15-yard catch on third down during the team's game-winning drive ... **12/17 vs. IND:** Broke free for career-long 43-yard kickoff return and capped the drive with his first career TD, a 13-yard pass from David Garrard ... **12/27 at NE:** Led team with six receptions for 57 yards and surpassed Matt Jones (36, 2005) for the most receptions by a rookie WR in franchise history. Registered 25.3 average on three kickoff returns ... **1/3 at CLE:** Produced then career-high numbers with seven receptions for 65 yards.

COLLEGE: Four-year starter, playing in 48 games with 39 starts ... Career totals included 259 receptions for 3,231 yards (12.5 avg.) and 23 TDs ... Set school and Pac-10 record in receptions, topping the previous mark of 258 by Arizona State's Derek Hagan (2002-05) ... Ranked third in school history with 23 career TDs and fourth with 4,891 all-purpose yards ... Caught at least one pass in 47 of 48 games played (the only game he did not have a reception was vs. Arizona State in 2005, as he played in the game as a decoy, wearing a cast after suffering broken bones in his hand the previous week) ... Was coached by the Jaguars coaching staff at the 2009 Senior Bowl ... Started all 13 games at SE as a senior and finished with 74 receptions for 825 yards and four TDs ... Scored TDs three different ways (4 receiving, 2 punt returns, 1 kick return) and led team to first bowl appearance in nine seasons ... Amassed 1,648 all-purpose yards, third-best in the league ... Became just 12th player in league history to earn All-Pac 10 first-team honors at multiple positions in the same season (as a receiver and punt returner) ... Ranked second in the league and 15th in the nation with a 13.5 punt return average on 29 attempts with two TDs ... Added 114 yards and one TD on 24 carries and returned 14 kickoffs for 317 yards (22.6 avg.) ... Started all 12 games as a junior and led team with a career-high 83 receptions for 1,038 yards and 11 TDs ... Tied school single-season record with 11 TDs ('T' Bell, 1974) ... Finished second in the Pac-10 with 152.2 all-purpose yards per game ... Added 173 yards on 10 carries and averaged 23.7 yards on 26 kickoff returns ... Named first-team All-Pac 10 ... Started 10 games at SE as a sophomore ... Ranked second on the team with 50 catches for 597 yards (11.9 avg.) and two TDs ... Added six rushes for 68 yards ... All-Pac 10 honorable mention ... Played in all 11 games as a true freshman with four starts ... Led the team with 52 receptions for 771 yards (14.8 avg.) and five TDs ... Named Pac-10 Freshman of the Year, the first player in school history to receive the honor ... Majored in communications.

PERSONAL: Resides in DeSoto, Texas ... Three-sport standout at DeSoto High ... Earned 2004 All-District 7-5A honors as both a receiver and return specialist ... Added Prep Star All-Midlands and Super Prep All-Southwest ... Had 333 rushing yards on 26 carries as a senior and 15 receptions for 205 yards in a run-oriented offense ... Competed in the U.S. Army All-America Bowl at San Antonio, a game that featured the top 78 national players ... Served as valet parking attendant at his church ... Participated in 2009 Hometown Huddle ... Visited Times-Union to assist efforts in raising money for United Way ... Supports and attends team sponsored events including Jaguars Sponsor's Golf Tournament and Draft Day Fan Fest ...



Distributed tickets to nurses at St. Lukes Medical Center ... Participated both financially and in person by taking 60 area children on Christmas shopping spree at Toys-R-Us ... Born in Bossier, La. ... Returned to Arizona in 2011 to continue working toward his degree ... Twitter handle is @MikeThomasJax ... Full name: Michael Thomas.

THOMAS' REGULAR SEASON STATISTICS

RECEIVING	GP/GS	NO	YDS	AVG	LG	TD
2009 Jacksonville	14/4	48	453	9.4	28	1
2010 Jacksonville	16/11	*66	*820	12.4	50t	4
2011 Jacksonville	15/13	*44	415	9.4	47	1
NFL totals: 3 years	45/28	158	1,688	10.7	50t	6

RUSHING	GP/GS	NO	YDS	AVG	LG	TD
2009 Jacksonville	14/4	12	86	7.2	22	0
2010 Jacksonville	16/11	12	114	*9.5	*33	0
2011 Jacksonville	15/13	3	11	3.7	12	0
NFL totals: 3 years	45/28	27	211	7.8	33	0

RETURNS	PUNT RETURNS						KICKOFF RETURNS					
	NO	FC	YDS	AVG	LG	TD	NO	YDS	AVG	LG	TD	
2009 Jacksonville	*14	*4	*118	8.4	*44	0	*26	*644	24.8	*43	0	
2010 Jacksonville	*34	*7	*358	*10.5	*75t	*1	0	0	0.0	0	0	
2011 Jacksonville	19	5	88	4.6	28	0	0	0	0.0	0	0	
NFL totals: 3 years	67	16	564	8.4	78t	1	26	644	24.8	43	0	

* Team Leader

THOMAS GAME-BY-GAME

2009	RECEIVING	NO	YDS	AVG	LG	TD
9/13	at Indianapolis			Inactive		
9/20	vs. ARIZONA			Inactive		
9/27	at Houston	1	10	10.0	10	0
10/4	vs. TENNESSEE*	5	31	6.2	10	0
10/11	at Seattle*	1	28	28.0	28	0
10/18	vs. ST. LOUIS*	7	52	7.4	17	0
11/1	at Tennessee	4	55	13.8	25	0
11/8	vs. KANSAS CITY	1	-2	-2.0	-2	0
11/15	at New York Jets	4	46	11.5	20	0
11/22	vs. BUFFALO	2	3	1.5	6	0
11/29	at San Francisco	4	62	15.5	25	0
12/6	vs. HOUSTON	3	21	7.0	11	0
12/13	vs. MIAMI	1	5	5.0	5	0
12/17	vs. INDIANAPOLIS	2	20	10.0	13t	1
12/27	at New England	6	57	9.5	19	0
1/3	at Cleveland*	7	65	9.3	22	0
Totals		48	453	9.4	28	1

2010	RECEIVING	NO	YDS	AVG	LG	TD
9/12	vs. DENVER*	6	89	14.8	26	0
9/19	at San Diego*	4	43	10.8	20	0
9/26	vs. PHILADELPHIA*	2	7	3.5	8	0
10/3	vs. INDIANAPOLIS	5	68	13.6	21	0
10/10	at Buffalo*	4	51	12.8	25	0
10/18	vs. TENNESSEE*	8	88	11.0	21	0
10/24	at Kansas City	0	0	0.0	0	0
10/31	at Dallas*	4	41	10.3	15t	1
11/14	vs. HOUSTON	8	149	18.6	50t	1
11/21	vs. CLEVELAND*	5	36	7.2	15	1
11/28	at New York Giants*	6	46	7.7	14	0
12/5	at Tennessee*	4	31	7.8	12	0
12/12	vs. OAKLAND*	0	0	0.0	0	0
12/19	at Indianapolis	3	63	21.0	39	0
12/26	vs. WASHINGTON*	6	96	16.0	26	1
1/2	at Houston	1	12	12.0	12	0
Totals		*66	*820	12.4	50t	4

2011	RECEIVING	NO	YDS	AVG	LG	TD
9/11	vs. TENNESSEE*	8	55	6.9	26	0
9/18	at N.Y. Jets*	3	29	9.7	19	0
9/25	at Carolina*	4	55	13.8	36t	1
10/2	vs. NEW ORLEANS*	5	73	14.6	47	0
10/9	vs. CINCINNATI*	3	53	17.7	24	0
10/16	at Pittsburgh*	4	36	9.0	18	0
10/24	vs. BALTIMORE	1	8	8.0	8	0
10/30	at Houston*	3	24	8.0	12	0
11/13	at Indianapolis*	1	1	1.0	1	0
11/20	at Cleveland*	3	23	7.7	9	0
11/27	vs. HOUSTON*	2	11	5.5	6	0
12/5	vs. SAN DIEGO*	2	21	10.5	13	0
12/11	vs. TAMPA BAY*	1	2	2.0	2	0
12/15	at Atlanta			Inactive (concussion)		
12/24	at Tennessee*	3	26	8.7	16	0
1/1	vs. TENNESSEE	1	-2	-2.0	-2	0
Totals		*44	415	9.4	47	1

* Started ^ Team Leader # Shared Team Lead

17 • CHASTIN WEST

WIDE RECEIVER
6-1 • 217 LBS.
FRESNO STATE
BORN MAY 1, 1987
MOORPARK, CALIFORNIA
ACQ. GREEN BAY PRACTICE SQUAD 2011
EXP: 2ND YEAR

GAMES PLAYED/STARTED: 2010 (ps), 2011 (12/1)

NFL TOTALS: 12 games, 1 start

POSTSEASON TOTALS: 0 games, 0 starts

TRANSACTIONS: Originally signed by the Green Bay Packers as a rookie free agent on 4/30/10 ... Waived on 9/5/10 ... Signed to Packers practice squad on 9/6/10 ... Signed by Green Bay as a free agent on 2/9/11 ... Waived on 9/3/11 ... Signed to Packers practice squad on 9/4/11 ... Signed by Jacksonville to active roster on 9/20/11.

PRO: Second-year WR will compete for a roster spot ... Saw his first NFL action in 2011 ... Played in 12 games for the Jaguars and finished with 13 receptions for 163 yards and two TDs ... Was originally signed as undrafted rookie by Green Bay in 2010 and spent entire rookie season on the club's practice squad ... Spent the first two weeks of the 2011 regular season on the Packers practice squad before he was signed to Jaguars active roster ... Three-year letterman at Fresno State, finishing his career with 79 receptions and six TDs and in addition to three returns for TDs ...

2011: Spent the first two weeks of the regular season on Green Bay's practice squad before being signed to Jaguars active roster Sept. 20 ... Finished season with 13 receptions for 163 yards (12.5 avg.) with two TDs ... Added three special teams tackles ... Led the Packers in preseason with 153 yards on eight receptions along with one TD including a 97-yard touchdown reception against Arizona on Aug. 19. **9/25 at CAR:** Made NFL debut, seeing action on special teams ... **10/2 vs. NO:** Recorded his first career reception for 16 yards ... Was inactive on **10/24 vs. BAL** and **10/30 at HOU** ... **11/13 at IND:** Led team with a career-high three receptions for 39 yards. All three receptions went for 13 yards. Added one special teams tackle ... **11/20 at CLE:** Caught two passes for 14 yards ... **12/11 vs. TB:** Posted two receptions for 19 yards and added one special teams tackle ... **12/15 at ATL:** Earned first career start at WR and led team with three receptions for 38 yards and one TD. Scored his first career TD on a 16-yard pass from QB Blaine Gabbert in the fourth quarter ... **1/1 vs. IND:** Hauled in a 23-yard TD reception in the first quarter of the season-finale ...

2010: Signed by Green Bay as an undrafted rookie and spent the entire season on the club's practice squad ... Played in all four preseason games and had three receptions for 45 yards, two punt returns for 11 yards and one kickoff return for 28 yards.


COLLEGE: Three-year letterman as WR and return specialist ... Appeared in 36 games with 26 starts and missed the entire 2007 season due to injury ... Career totals included 79 receptions for 1,008 yards (12.8 avg.) and six TDs along with a 21.3-yard average on 45 kick returns and 13.6 average on 16 punt returns ... Ranked third on the team as a senior with 28 receptions for 429 yards ... Had 22.8-yard average on eight kickoff returns and 12.1 average on 10 punt returns ... Posted career-long 88-yard punt return for a TD at New Mexico State ... Started 11 of 12 games as a junior and totaled 18 receptions for 214 yards with one TD ... Recorded 19.2-yard average on 13 kick returns and 16.2-yard average on six punt returns ... Missed entire sophomore season in 2007 after suffering a knee injury during fall camp ... Played in 12 games with eight starts as a redshirt freshman ... Made a career-high 33 receptions for 365 yards and three TDs ... Had a 93-yard kickoff return for a TD against Boise State ... Graduated with a degree in communications.

PERSONAL: Single ... Resides in Moorpark, Calif. ... Attended Moorpark High School where he lettered in football and track ... Finished career with 80 receptions ... Was an All-Ventura County selection as a senior after recording 27 receptions and six TDs and added two INTs as a CB ... Participated in the 100-, 200-, and 400-meter races as well as long jump ... First player in school history to get a Division I-A scholarship offer ... Cousin, Jamilah Johns, played basketball at LSU and Alabama, and she also played professionally in Spain ... Born in Inglewood, Calif. ... Name is pronounced CHASS-tin ... Full name: Chastin Jareaux West.

WEST'S REGULAR SEASON STATISTICS

YEAR	GP/GS	NO	YDS	AVG	LG	TD
2011 Jacksonville	12/1	13	163	12.5	23t	2

ADDITIONAL STATISTICS: Three special teams tackles in 2011.

68 • GUY WHIMPER
OFFENSIVE TACKLE
6-5 • 315 LBS.
EAST CAROLINA
BORN MAY 21, 1983
HAVELOCK, N.C.
ACQ. FREE AGENT 2010
EXP.: 7TH YEAR

GAMES PLAYED/STARTED: 2006 (8/0, 1/0), 2007 (16/0, 4/0), 2008 (IR), 2009 (6/0), 2010 (6/1), 2011 (15/15)

NFL TOTALS: 51 games, 16 starts

JAGUARS TOTALS: 21 games, 16 starts

POSTSEASON TOTALS: 5 games, 0 starts

TRANSACTIONS: Originally drafted by the New York Giants in the fourth round (129th overall) of the 2006 draft ... Released on 9/4/10 ... Signed by Jacksonville as a free agent on 11/2/10.

PRO: Seventh-year pro has played in 51 career games with 16 starts ... Originally a fourth round pick of the New York Giants in the 2006 draft ... Has ability to play both guard and tackle ... Has played in five postseason games ... Played in all 16 games in 2007 on special teams and short yardage situations and was member of Super Bowl champion team ... Played five different positions at East Carolina: Outside linebacker, defensive end, tight end and both tackle positions ...

2011: 9/11 vs. TEN: Earned first career opening day start at RT and helped the team rush for 163 yards ... **9/18 at NYJ:** Started at RT ... **9/25 at CAR:** Started at RT and paved the way for 122 rushing yards by RB Maurice Jones-Drew ... **10/2 vs. NO:** Started at LT, his first career start at the position ... **10/9 vs. CIN:** Started at RT before moving to LT when Eugene Monroe left with a shoulder injury ... **10/16 at PIT:** Started at RT and helped the team rush for 133 yards ... **10/24 vs. BAL:** Started at RT and paved the way for 105 yards rushing by Jones-Drew ... **10/30 at HOU:** Started at RT ... **11/13 at IND:** Started at RT and helped Jones-Drew rush for 114 yards ... **11/20 at CLE:** Started at RT ... **11/27 vs. HOU:** Started at RT ... **12/5 vs. SD:** Started at RT and paved the way for 97 yards rushing by Jones-Drew. Caught first career pass for 17 yards ... **12/11 vs. TB:** Started at RT ... **12/15 at ATL:** Started at RT before leaving with a knee injury ... **12/24 at TEN:** Inactive (knee), his first missed game of the season ... **1/1 vs. IND:** Started at RT and helped Jones-Drew rush for a season-high 169 yards ...

2010: Spent preseason with the Giants before being waived on final cuts ... Signed with the Jaguars on Nov. 2 and played in six games with one start ... Was inactive on **11/14 vs. HOU** and **11/21 vs. CLE** ... **11/28 at NYG:** Earned start at LT, the first start of his career, replacing Eugene Monroe who was out with a concussion. Helped offense rush for 207 yards ... Saw time in two-TE formation on **12/5 at TEN**, **12/12 vs. OAK** and **12/18 at IND** ... Saw action at RT and RG on **12/26 vs. WAS** ... Saw time in two-TE formation on **1/2 at HOU** ...

2009: Appeared in six games and was inactive for 10 games ... Saw action at RT on **9/27 at TB** and **10/11 vs. OAK** ... Played LT in fourth quarter on **12/21 at WAS** ...

2008: Missed entire season with a foot injury ... Was placed on injured reserve on Aug. 30 ...

2007: Played in all 16 regular season games and four postseason games ... Played on special teams and as an extra lineman in short yardage situations ... Replaced RT Kareem McKenzie in the fourth quarter on **11/25 vs. MIN** ... Replaced LT David Diehl in the fourth quarter on **1/6 vs. TB** in NFC Wild Card game ...

2006: Played in eight regular season games as a rookie with all action coming on special teams ... Saw action on **1/7 at PHI** in NFC Wild Card game.

COLLEGE: Played in 45 games with 26 starts ... Saw action at OLB, DE, TE and both OT positions ... Totaled 52 tackles (28 solo), two sacks, eight tackles for loss and two fumble recoveries ... As TE, had seven receptions for 122 yards ... Became starting LT in the second game of senior season before shifting to the right side for the remainder of the season ... Earned second-team All-Conference USA honors ... Began junior season at DE but moved to TE in game three vs. Cincinnati, starting the final seven games ... Played in 12 games with eight starts as a sophomore and compiled 27 tackles, one sack, five tackles for loss and one fumble recovery ... Appeared in 11 games as a freshman at OLB and made 17 tackles, one sack and three tackles for loss ... Named to Conference USA All-Freshman Team ... Majored in communications.

PERSONAL: Married (Niah) ... Born in Honolulu, Hawaii ... Attended Havelock High School in North Carolina ... Three-year letterman, helped team to combined 27-7 record ... Was all-conference performer at DE, registering 87 tackles and eight sacks as a senior ... Added 14 receptions for 331 yards and five TDs as a TE ... Scored nine touchdowns and nine receptions as a sophomore TE ... Also lettered in track and basketball ... Son of Guy and June Whimper ... Full name: Guy Whimper.



31 • ASHTON YUBOTY
CORNERBACK
6-0 • 192 LBS.
OHIO STATE
BORN JULY 7, 1984
HOUSTON, TEXAS
ACQ. FREE AGENT 2011
EXP.: 7TH SEASON

GAMES PLAYED/STARTED: 2006 (3/1), 2007 (11/3), 2008 (5/2), 2009 (11/1), 2010 (14/0), 2011 (6/5)

NFL TOTALS: 47 games, 9 starts

JAGUARS TOTALS: 6 games, 5 starts

POSTSEASON TOTALS: 0 games, 0 starts

TRANSACTIONS: Originally drafted by the Buffalo Bills in the third round (70th overall) of the 2006 draft ... Signed by Tampa Bay as an unrestricted free agent on 8/15/11 ... Waived on 8/29/11 ... Signed by Jacksonville on 11/15/11.

PRO: Seventh-year pro has played in 47 career games with nine starts ... Joined the Jaguars on Nov. 15, 2011 and played in six games with five starts ... Has also spent time with Buffalo and Tampa Bay ... Was a third-round draft pick of the Bills in 2006 ... Career totals included 67 tackles (56 solo), two sacks, one INT, one forced fumble and one fumble recovery ... Scored his first career TD in 2011 on a fumble recovery against Houston ... Played two seasons at Ohio State under Jaguars assistant head coach/defensive coordinator Mel Tucker ...

2011: Played in six games with the Jaguars, making five starts at CB ... Missed the season-finale after suffering a knee injury in week 16 ... Finished with 29 tackles (24 solo), four passes defended, one INT, one fumble recovery and one tackle for loss ... Spent the preseason with Tampa Bay and was waived on Aug. 29 ... Saw first career action with the Jaguars on **11/20 at CLE** and had two solo tackles ... **11/27 vs. HOU:** Started at CB and recorded a career-high 10 tackles and one pass defended. Recovered a fumble by RB Arian Foster in the first quarter and returned it 38 yards for first career TD ... Had two solo tackles in starting role on **12/5 vs. SD** ... Totaled six tackles with one tackle for loss and one INT on **12/11 vs. TB**. Intercepted Josh Freeman in the second quarter ... Made eight tackles on **12/15 at ATL** ... Started on **12/24 at TEN** but left game in the second half with a hamstring injury ... Was placed on injured reserve on Dec. 26 ...

2010: Appeared in a career-high 14 games, mainly on special teams ... Made one special teams tackle on **9/26 at NE** and **1/2 at NYJ** ...

2009: Played in 11 games with one start at CB ... Finished with nine tackles (eight solo) and four passes defended ... **9/20 vs. TB:** Recorded three solo tackles and a team-high two passes defended ... **12/27 at ATL:** Started at CB and totaled three solo tackles and one pass defended ...

2008: Saw action in five games with two starts before he was placed on injured reserve (plantar fasciitis) ... Made 21 tackles (18 solo), one sack, one forced fumble and two passes defended ... **9/7 vs. SEA:** Registered eight tackles ... Sacked David Garrard for a 10-yard loss on **9/14 at JAX** ... Tallied four solo tackles and one forced fumble on **9/28 at STL** ...

2007: Played in 11 games with three starts ... Totaled 21 tackles (19 solo), one sack, one INT and one pass defended ... **9/16 at PIT:** Had four solo tackles ... Sacked David Garrard for a four-yard loss on **1/25 at JAX** ... Recorded first career INT along with four solo tackles and one pass defended on **12/30 at PHI** ...

2006: Saw action in three games as a rookie and made one start ... Was inactive for the first nine games.

COLLEGE: Started 22 of 36 games played at Ohio State including his last 21 contests ... All-Big Ten Conference first-team selection as a junior in 2005 ... Ranked fourth on the team with 56 tackles (43 solo), playing strongside CB ... Played in 12 games and had nine starts as a sophomore in 2004 ... Finished the season with 61 tackles (47 solo) ... Tied for the Big Ten lead in INTs with four as a sophomore ... Graduated with a degree in family finance management.

PERSONAL: Single ... Born in Monrovia, Liberia before moving to Philadelphia at age four ... Moved to Texas in the eighth grade ... Brother, Yousif, played football at Southwest Minnesota State ... Youngest brother, John, is a DE at Marshall ... Sister, Masanghai, is a graduate of Chico State ... Full name: Ashton Youboty.

YUBOTY'S REGULAR SEASON STATISTICS

TACKLES	GP/GS	TKL	SOLO	ASST	ST	SACKS	FF	FR	PD
2006 Buffalo	3/1	3	1	2	1	0.0	0	0	0
2007 Buffalo	11/3	21	19	2	4	1.0	0	0	1
2008 Buffalo	5/2	21	18	3	2	1.0	1	0	2
2009 Buffalo	11/1	9	8	1	0	0.0	0	0	4
2010 Buffalo	14/0	0	0	0	2	0.0	0	0	0
2011 Jacksonville	6/5	29	24	5	0	0.0	0	1	4
NFL totals: 6 years	50/12	83	70	13	9	2.0	1	1	11

INTERCEPTIONS	GP/GS	NO	YDS	AVG	LG	TD
2007 Buffalo	11/3	1	19	19.0	19	0
2011 Jacksonville	6/5	1	0	0.0	0	0
NFL totals: 6 years	50/12	2	19	9.5	19	0

ADDITIONAL STATISTICS: One fumble recovery for TD on 11/27/11 vs. Houston.

**76 • DANIEL BALDRIDGE**

OFFENSIVE TACKLE

6-8 • 308 LBS.

MARSHALL

BORN OCTOBER 21, 1985

OPELOUSAS, LOUISIANA

ACQ. ROOKIE FREE AGENT 2010

EXP.: 1ST YEAR

GAMES PLAYED/STARTED: 2010 (0/0), 2011 (2/0)**NFL TOTALS:** 2 games, 0 starts**POSTSEASON TOTALS:** 0 games, 0 starts**TRANSACTIONS:** Originally signed as an undrafted rookie 4/24/10 ... Waived on 9/4/10 ... Signed by Jacksonville to practice squad on 9/5/10 ... Signed by Jacksonville to active roster on 12/10/10 ... Waived on 9/3/11 ... Signed by Jacksonville to practice squad on 9/4/11 ... Signed by Jacksonville to active roster on 12/26/11.**PRO:** Athletic, physical tackle who spent majority of first two seasons on the club's practice squad ... Has played in two career games ... Was signed as an undrafted rookie out of Marshall ... Did not begin playing football until senior year of high school ...**2011:** Spent the first 16 weeks on the practice squad before he was signed to the active roster on Dec. 26 ... Was inactive on **1/1 vs. IND** ...**2010:** Finished season on active roster after spending first 13 weeks on the club's practice squad ... Played in all four preseason games ... Was inactive for three games and dressed but did not play on **12/26 vs. WAS**.**COLLEGE:** Started 24 games in four seasons at Marshall ... Was late bloomer as he only played one season of high school football ... Started all 13 games as a senior and was second-team All-Conference USA selection and led team to bowl game ... Saw action at RT as a junior ... Started 11 games as a sophomore RT ... Saw significant action as a redshirt freshman at RT and on special teams ... Redshirted and did not play in 2005 ... Majored in criminal justice.**PERSONAL:** Single ... Attended Opelousas High (La.) ... Did not play football until his senior season ... Recruited by UCLA and other top schools ... Standout basketball player averaged 10 points, 12 rebounds and three blocks per game for AAU hoops team that won the 2004 Louisiana state championship. ... Spent time leading up to 2010 NFL Draft working with former NFL offensive lineman Jim Sweeney in Pittsburgh ... Participated in World Wide Day of Play, Hometown Huddle and Operation Blessing as a rookie ... Distributed food to needy families in December 2010 at Winn-Dixie ... Son of John and Mary Baldrige ... Full name: Daniel Baldrige.**46 • COLIN CLOHERTY**

TIGHT END

6-2 • 252 LBS.

BROWN

BORN SEPTEMBER 16, 1987

BETHESDA, MARYLAND

ACQ. FREE AGENT 2011

EXP.: 1ST YEAR

GAMES PLAYED/STARTED: 2009 (1/0), 2010 (2/0), 2011 (4/1)**NFL TOTALS:** 7 games, 1 starts**POSTSEASON TOTALS:** 0 games, 0 starts**TRANSACTIONS:** Originally signed by Indianapolis to practice squad on 9/7/09 ... Waived on 9/29/09 ... Signed by Cleveland to practice squad on 10/21/09 ... Waived on 11/9/09 ... Signed by Indianapolis to practice squad on 11/10/09 ... Waived on 11/17/09 ... Signed by Indianapolis to practice squad on 11/22/09 ... Waived on 11/25/09 ... Signed by Indianapolis to practice squad on 12/04/09 ... Signed by Indianapolis to active roster on 1/2/10 ... Waived on 9/4/10 ... Signed by San Francisco to practice squad on 10/5/10 ... Signed by San Francisco to active roster on 12/18/10 ... Waived on 8/24/11 ... Signed by Jacksonville to practice squad on 11/14/11 ... Signed by Jacksonville to active roster on 12/9/11.**PRO:** First-year TE has played in seven games with one start ... Has five career receptions for 59 yards ... Has spent time with Jacksonville, Indianapolis, Cleveland and San Francisco ... Recorded four career special teams tackles and one fumble return for a TD ... Spent three weeks on the Jaguars practice squad in 2011 before he was signed to the active roster ...**2011:** Played in a career-high four games and made one start ... Finished with four receptions for 57 yards and three special teams tackles ... Scored first career TD on special teams ... Spent preseason with the 49ers before being waived on Aug. 24 ... Was signed to the Jaguars active roster on Dec. 9 after spending three weeks on the club's practice squad ... **12/11 vs. TB:** Made Jaguars debut on special teams and recovered a fumble by Preston Parker in the second quarter andreturned it eight yards for a TD, the first of his career ... **12/15 at ATL:** Saw time at TE and hauled in a career-long 21-yard reception in the fourth quarter ... **12/24 at TEN:** Saw time at TE and posted a career-high two receptions for 33 yards including a 21-yarder in the first quarter. Added two special teams tackles ... **1/1 vs. IND:** Earned first career start and caught one pass for three yards. Added one special teams tackle ...**2010:** Spent 10 weeks on San Francisco's practice squad ... Promoted to active roster on Dec. 18 and played in two games ... Made 49ers debut **12/26 at STL** ... Posted two special teams tackles **1/2 vs. ARI** ...**2009:** Originally signed to Colts practice squad on Aug. 7 and also spent time with Cleveland during the season ... Signed to Colts active roster for regular season finale on **1/3 at BUF** and caught first career pass for two yards.**COLLEGE:** Three-year letterman at Brown ... Appeared in 30 games and caught 99 passes for 1,211 yards with nine TDs ... Appeared in 10 games in each of his final three seasons after spending his freshman year on junior varsity ... Recorded 40 catches for 418 yards and three TDs as senior ... Led all Ivy League TEs in receptions as a junior (41-549, two TDs), earning second-team All-Ivy League honors ... Posted 18 receptions for 244 yards with four TDs as sophomore ... Holds degree in history and political science.**PERSONAL:** Single ... Attended Gonzaga College High School (Md.) ... Lettered in football and was a member of National Honor Society ... Father, Jack, was a quarterback at Montana from 1969-71 ... Full name: Colin Joseph Cloherty.**CLOHERTY'S REGULAR SEASON STATISTICS**

RECEIVING	GP/GS	NO	YDS	AVG	LG	TD
2009 Indianapolis	1/0	1	2	2.0	2	0
2010 San Francisco	2/0	0	0	0.0	0	0
2011 Jacksonville	4/1	4	57	14.3	21	0
NFL totals: 3 years	7/1	5	59	11.8	21	0

ADDITIONAL STATISTICS: One fumble recovery for TD on 12/11/11 vs. Tampa Bay; Three special teams tackles in 2011.**69 • ODRICK RAY**

DEFENSIVE END

6-4 • 275 LBS.

TULSA

BORN MAY 24, 1989

ATHENS, TEXAS

ACQ. FREE AGENT 2012

EXP.: 1ST YEAR

TRANSACTIONS: Originally signed as an undrafted rookie by Jacksonville on 7/26/11 ... Waived on 9/3/11 ... Signed by Jacksonville as a free agent on 5/7/12.**PRO:** First-year DT was signed by the Jaguars as a free agent following three-day rookie minicamp where he attended on workout basis ... Joined the Jaguars as a rookie free agent in 2011 and was waived during final cuts ... Four-year letterman at Tulsa.**2011:** Spent training camp with the Jaguars after signing as a rookie free agent ... Was waived on final cuts.**COLLEGE:** Four-year letterman ... Career totals included 56 tackles (21 solo), seven sacks and 14.5 tackles for loss ... Started all 12 games as a senior and finished with 14 tackles (10 solo), 4.5 sacks and six tackles for loss ... All-Conference USA honorable mention ... Started 11 of 12 games as a junior ... Had 21 tackles (nine solo) and 4.5 tackles for loss ... Added a blocked field goal vs. Tulane ... Saw action in all 14 games as a sophomore ... Recorded 10 tackles (four solo) and three tackles for loss ... Played in 13 games as a freshman ... Tallied 11 tackles (four solo) ... Majored in education.**PERSONAL:** Single...Attended Athens (Texas) High School...Started three years at WR and two years at DE...Caught 29 passes for 334 yards and seven TDs as a senior...Added 22 tackles, two sacks and four tackles for loss...Full name: Odrick Ray.




14 • JUSTIN BLACKMON
WIDE RECEIVER
6-1 • 210 LBS.
OKLAHOMA STATE
BORN JANUARY 9, 1990
ARDMORE, OKLAHOMA
ACQ. 1ST ROUND OF 2012 DRAFT (5TH)
EXP.: ROOKIE

Strong, physical WR with great body control ... Major threat in the red zone evidenced by his 40 career TDs in three seasons ... Two-time All-America selection and two-time winner of Biletnikoff Award as nation's top receiver ... Finished with 253 career receptions for 3,564 yards ... Was first of four wide receivers selected in the first round ... Selected with the fifth pick of the draft, obtained from Tampa Bay in exchange for 1st (7th) and 4th (101)-round selections ... Third-highest selection in franchise history (Tony Boselli, 2nd overall, 1995; Kevin Hardy, 2nd overall, 1996) ... First player drafted by the Jaguars from Oklahoma State and highest drafted player at school since Barry Sanders (3rd overall) in 1989 ... Became fourth WR taken in the first round in franchise history, and 21st overall ... Left school following his junior season ...

COLLEGE: Started 26 of 38 games and ranked second in school history with 253 receptions for 3,564 yards and 40 TDs ... Had 19 career 100-yard receiving games ... Ranked eighth in NCAA Football Bowl Subdivision in receptions, fifth in receiving yards and second in TDs ... Was a two-time All-America selection, one of only seven players in school history to accomplish the feat ... Only second two-time winner of the Biletnikoff Award as the nation's top receiver, joining Michael Crabtree of Texas Tech ... Set NCAA record with 14 straight games with 100-plus receiving yards and a TD ... Holds school single-season records for receptions (122, 2011), 100-yard receiving games (12, 2010), receiving yards (1,782, 2010) and TDs (20, 2010) ... Finished with 3,657 all-purpose yards on 262 plays (13.9 avg.), averaging 96.2 yards per game ... His 40 career TD receptions ranked second in school history and fourth in Big 12 Conference history ... Coached by former Jaguars wide receivers coach Todd Monken as a junior ... Had two career 80-yard receptions, both as a sophomore ... Majored in business management ...

2011: Played in all 13 games and finished with 122 receptions for 1,522 yards and 18 TDs ... Unanimous All-Big 12 Conference and All-America first-team selection and Biletnikoff Award winner ... Ranked third in school history for receiving yards and his 122 receptions set a school record ... Had seven 100-yard receiving games and reached 95 yards in two other games ... Ranked third in the nation with 9.3 receptions per game and fifth with 117 receiving yards per game ... Did not catch a TD pass in the season-opener or regular season finale, but had at least one score in the 10 games in between ... Had at least a 24-yard catch in 12 of 13 games ... Finished with 61 receptions for 860 yards and 10 TDs over the last six games ... Had NCAA-record 14 straight games with 100 receiving yards snapped at Tulsa ... Posted double-digit receptions six times (12 vs. Arizona; 11 at Texas A&M, 12 vs. Baylor; 13 vs. Kansas State; 10 vs. Iowa State; 10 vs. Oklahoma) ... Produced a season-high 205 yards on 13 receptions with two TDs against Kansas State including a 54-yard TD reception in the fourth quarter ... Totaled 13 catches for 172 yards and two TDs against Baylor ... Finished career with nine receptions for 186 yards and three TDs (43, 67 and 17 yards) in Fiesta Bowl win vs. Stanford, earning Offensive MVP honors ...

2010: Named Big 12 Conference Offensive Player of the Year by both the Associated Press and the league's coaches ... Became first offensive player of the year since Barry Sanders and was first receiver in Big 12 history to win the award ... Won Biletnikoff Award as nation's top WR as well as the Paul Warfield Award given annually by the Touchdown Club of Columbus to the best receiver in college football ... Produced the sixth-best receiving season in NCAA history with school-record 111 receptions for 1,782 yards with 20 TDs ... Averaged 16.1 yards per reception and ranked second in nation with 9.2 receptions per game ... Led nation with 148.5 receiving yards per game ... His 18 TDs ranked as the seventh-most in NCAA history ... Posted 100-plus receiving yards and one TD in all 12 games ... His 1,782 yards were the most by a sophomore in NCAA history, surpassing Larry Fitzgerald's mark (1,672, 2003) ... Ranked third in nation in scoring with 11 points per game and ranked 13th with 1,866 all-purpose yards ... Had at least a 29-yard reception and 105 receiving yards in every game ... Averaged 32.1 yards on TD receptions ... Had 12 TD catches longer than 20 yards and eight that covered at least 30 yards ... Had eight scoring plays of longer than 40 yards, with six of his scoring plays covering at least 62 yards ... Had at least five receptions in every game and eight receptions in 11 games ... Scored on a blocked punt return vs. Washington and on a 69-yard run vs. Baylor (longest run from scrimmage in 2010) ... Had three TD receptions against Washington State and Tulsa and two each vs. Troy, Louisiana-Lafayette, Nebraska and Arizona ... Posted 190 receiving yards against Louisiana-Lafayette and 207 vs. Texas Tech ... Had 24 receptions of at least 20 yards and 10 of 40 yards or more ... Averaged NCAA-best 148.5 receiving yards per game, 14 yards better than anyone else ... Registered 100-plus receiving yards in the first half against Texas (116), Baylor (115) and Nebraska (129) ... Caught 13 passes against Louisiana and Baylor to tie for second on school's single-game record list ... Had 81-yard reception against Tulsa and 80-yard grab against Nebraska ... Finished season with 117 yards and two TDs on nine receptions in Alamo Bowl win over Arizona to earn Offensive MVP honors ...

2009: Played in all 13 games as a redshirt freshman with four starts alongside current Dallas Cowboys WR Dez Bryant ... Finished with 20 receptions for 260 yards with two TDs ... Posted a season-high four receptions for 38 yards with a six-yard TD against Texas ... Led team in Cotton Bowl with four catches for 45 yards ...

2008: Redshirted.

HIGH SCHOOL: Attended Plainview High School in Ardmore, Oklahoma ... Lettered in football, baseball and basketball ... Earned SuperPrep All-America honors as a senior while leading team to a 12-1 mark ... Consensus all-state selection ... Totaled 61 receptions for 1,547 yards with 14 TDs in final season ... Added 152 rushing yards on 21 carries with two TDs ... Scored six special teams TDs and four TDs on INTs ... Was conference MVP in basketball as a junior ... Lettered one season in track, winning a state title in the long jump.

PERSONAL: Single ... Born in Oceanside, Calif. ... Son of Warren and Donna Blackmon ... Father is a retired Marine ... Moved to Oklahoma while in the second grade ... Served as class president in high school and was a member of the choir ... Avid drummer ... Full name: Justin Blackmon.

BLACKMON'S COLLEGE STATISTICS

YEAR	GP/GS	REC	YDS	AVG	LG	TD
2009	13/4	20	260	13.0	32	2
2010	12/10	111	1,782	16.1	81	20
2011	13/12	122	1,522	12.5	67	18
TOTALS	38/26	253	3,564	14.1	81	40



90 • ANDRE BRANCH
DEFENSIVE END
6-5 • 265 LBS.
CLEMSON
BORN JULY 14, 1989
RICHMOND, VIRGINIA
ACQ. 2ND ROUND OF 2012 DRAFT (38TH)
EXP.: ROOKIE

Athletic DE with a strong presence on the edge to create pass rush ... Possesses long arms with an eighty-two inch wing span ... Finished career with 17.5 sacks and 33.5 tackles for loss ... Played in the Senior Bowl ... First player from Clemson drafted by the Jaguars in franchise history ... Became only fourth DE selected by the Jaguars in the first two rounds in franchise history ...

COLLEGE: Four-year letterman, playing in 48 games with 27 starts ... Career totals include 197 tackles (142 solo), 17.5 sacks, 33.5 tackles for loss and 41 QB pressures ... Added 11 passes defended ... Finished with a career-high 10.5 sacks as a senior, fourth-most in school history ... Made at least one tackle in 41 straight games ... Majored in sociology ...

2011: Started all 14 games at DE ... Team co-captain ... Earned second-team All-America honors by the Walter Camp Foundation, CBSSports.com, Phil Steele, Rivals.com and Sports Illustrated ... First-team All-ACC selection ... One of six finalists for the Ted Hendricks Award ... Registered a career-high 10.5 sacks, the most in the ACC and the fourth-most in school history for a season ... Compiled career-best 85 tackles (64 solo), team-high 17 tackles for loss, 17 QB pressures, one fumble recovery and one forced fumble ... The 17 tackles for loss ranked third in ACC ... Led ACC in sacks per game (0.75) and third in tackles for loss per game (1.2) ... Registered four sacks, six tackles for loss and a team-high 11 tackles vs. Virginia Tech. All four sacks came in the second half. The four sacks tied a single-game school record set by Keith Adams in 1999 ... Totaled six tackles, two sacks and three QB pressures at Maryland ... Tallied nine tackles, 1.5 tackles for loss and three QB pressures at North Carolina State ... Concluded career with seven tackles against West Virginia in the Orange Bowl ...

2010: Started 13 games at DE in first season as starter ... Finished with 55 tackles (36 solo), five sacks, 7.5 tackles for loss and team-high 16 QB pressures ... Ranked second on team in sacks ... Led all ACC defensive ends with seven passes defended ... Earned Rock Solid Award ... Eight of 16 QB pressures came on third-down plays ... Had seven tackles for loss at Auburn ... Credited with seven tackles in 55 snaps vs. South Carolina ... Made six tackles, two tackles for loss and one sack against South Florida ...

2009: Appeared in all 14 games as a reserve ... Recorded 46 tackles (33 solo), two sacks, eight tackles for loss and seven QB pressures ... Posted season-high five tackles in two different games ... Had at least four tackles in eight of the 14 games ...

2008: Played in first four games and final three games ... Totaled 11 tackles (nine solo) along with two special teams tackles ...

2007: Redshirted as a freshman.



HIGH SCHOOL: Attended Varina High School in Richmond, Virginia ... Played football for head coach Gary Chilcoat ... Two-year starter at LB and TE ... Helped team to 11-2 mark as a senior and 9-1 record as a junior ... Rated the 47th-best prospect in the state by Rivals.com ... Recorded 62 tackles, seven tackles for loss, three sacks, two INTs and two fumble recoveries as a senior ... Also lettered in basketball.

PERSONAL: Single ... Born in Richmond, Virginia ... Full name: Orlandus Andre Branch.

BRANCH'S COLLEGE STATISTICS

YEAR	GP/GS	TKL	SOLO	ASST	SACKS	FF	FR	INT	PD	TFL
2008	7/0	11	9	2	0.0	0	0	0	1	1.0
2009	14/0	46	33	13	2.0	0	0	0	2	8.0
2010	13/13	55	36	19	5.0	0	0	0	7	7.5
2011	14/14	85	64	21	10.0	1	1	0	1	17.0
TOTALS	48/27	197	142	55	17.5	1	1	0	11	33.5



19 • BRYAN ANGER
PUNTER
6-3 • 202 LBS.
CALIFORNIA
BORN OCTOBER 6, 1988
CAMARILLO, CALIFORNIA
ACQ. 3RD ROUND OF 2012 DRAFT (70TH)
EXP.: ROOKIE

Possesses strong leg with great directional punting skills ... Selected with the 70th overall pick in the third round, the highest a punter has been selected in the NFL draft since 1995 (Todd Sauerbrun, 54th overall, Chicago) ... Highest drafted specialist in Jaguars history and fifth overall, and third punter selected overall (David Leaverton, 5th round, 2001; Adam Podlesh, 4th round, 2007) ... Three-time All-Pac 12 first-team selection ... Two-time Ray Guy Award semifinalist ... Played in East-West Shrine game ... Teammate of Jaguars DT Tyson Alualu at California ...

COLLEGE: Four-year letterman, playing in 51 games ... Became only second player in school history to earn first-team all-conference honors in three straight seasons ... Punted 255 times for 11,094 yards (43.5 avg.) and 38.2-yard net ... His 43.5-yard career average ranks second in school history and sixth in Pac-12 Conference history ... Finished career with 90 of his 255 punts (35.3 pct.) downed inside the 20-yard line ... Only 81 of 255 punts (31.8 pct.) were returned ... Had a 43.5-yard gross average, the second-best in school history ... Set school record as a junior with a 45.6-yard gross average ... Received the College Football Performance Awards' Elite Punter Trophy for his combined performance during the 2010 and '11 campaigns ... Averaged 40.0 yards per punt or more in a game 39 times ... Had at least one punt of 50 or more yards in 38 games ... Credited with four of the 12 longest punts in school history including a career-long 76-yard punt at Stanford as a freshman ... Only player in school history to win the J. Scott Duncan Award as Cal's Most Valuable Special Teams Player for the same three seasons ... Averaged 60.0 yards on three punts in 2012 East-West Shrine Game ... Graduated in December of 2011 with a bachelor's degree in integrative biology ...

2011: Recorded 53 punts for 44.2-yard average and career-best 39.7 net ... Ranked 10th in the nation in net average ... Named first-team All-America by The NFL Draft Report ... Earned All-Pac 12 Conference first-team honors by the coaches ... Had 19 punts downed inside the 20-yard line, 13 fair catches and 17 returns for 100 yards ... Had at least one punt of 50 or more yards in 11 games ... Candidate for the Campbell Trophy, often referred to as the "Academic Heisman," and the Lowe's Senior Class Award ...

2010: Punted 62 times for 45.6-yard average and 39.1 net ... Set 23-year old school single-season record for gross average, the sixth-highest in the nation ... His 39.1-yard net average ranked third in the nation ... Named to the All-Pac 10 Conference first-team by the coaches, joining Nick Harris (1999-2000) as the only punters in school history to earn all-conference honors in consecutive seasons ... Placed 21 punts inside the 20-yard line ... Averaged at least 41.0 yards per punt in all 12 games and had at least eight punts in three different games ... Recorded 24 punts of 50-plus yards including a season-long 71-yarder against Stanford ... Finished with a season-high 54.3-yard average vs. Stanford ... Named National Punter Performer of the Week by the CFPA as well as the Pac-10 Special Teams Player of the Week after averaging 50.4 yards per punt against UCLA ...

2009: All-Pac 10 first-team selection ... Punted 69 times for 2,861 yards (41.5 avg.) ... Had 24 punts downed inside the 20-yard line ... Recorded a 37.1-yard net average ... Had seven punts for a 50.0-yard average against UCLA including a season-long 72-yarder, earning Pac-10 Special Teams Player of the Week honors ... Averaged 53.0 yards per punt vs. Arizona State ...

2008: Served as punt as a redshirt freshman ... Earned first-team Freshman All-America honors from College Football News ... Second-team All-Pac 10 selection by the coaches ... Finished with 3,063 yards on 71 punts for a 43.1-yard average and 37.2 net ... Placed 26 kicks inside the 20-yard line with 17 others resulting in fair catches.

HIGH SCHOOL: Attended Camarillo (Calif.) High School ... Did not begin punting until junior season ... Was named first-team All-America by EA Sports and USA Today as a senior ... Averaged 41.8 yards per punt with 11 punts downed inside the 20-yard line ... Listed as nation's second-best punter by Rivals.com ... Selected to the All-Far West team by Super Prep ... Garnered Cal-Hi Sports first-team All-State accolades ... Also saw action at WR and finished with 42 receptions for 678 yards and six TDs as a senior ... Selected as school's Scholar Athlete of the Year.

PERSONAL: Single ... Son of Jean and Mike Anger ... Brother, Michael Jr. played football at San Diego and soccer at UC Irvin ... Full name: Bryan Corey Anger.

ANGER'S COLLEGE STATISTICS

YEAR	NO	GROSS		FC	NET		TB	IN 20	LG	BK
		YDS	AVG		AVG	TD				
2008	71	3,063	43.1	17	37.2	7	26	76	1	
2009	69	2,861	41.5	24	37.1	4	24	72	0	
2010	62	2,825	45.6	21	39.1	7	21	71	0	
2011	53	2,345	44.2	13	39.7	6	19	64	1	
TOTALS	255	11,094	43.5	75	38.2	24	90	76	2	



53 • BRANDON MARSHALL
LINEBACKER
6-1 • 238 LBS.
NEVADA
BORN SEPTEMBER 10, 1989
NORTH LAS VEGAS, NEVADA
ACQ. 5TH ROUND OF 2012 DRAFT (142ND)
EXP.: ROOKIE

Rugged, physical LB with solid coverage skills and ability to react ... Possesses long arms ... Started 46 of 52 games and never missed a game ... Played in East-West Shrine Game ... Second Nevada player drafted by the Jaguars in franchise history (LB Jorge Cordova, 2004) ... First LB chosen by the Jaguars since 2008 and 19th overall ...

COLLEGE: Four-year starter ... Career totals included 259 tackles (145 solo), 40 tackles for loss, six sacks, three INTs, seven fumble recoveries and three forced fumbles ... Registered a career-high 102 tackles with 10 tackles for loss as a senior ... Native of Las Vegas, Nevada ...

2011: Started all 13 games and produced a team-high 102 tackles (49 solo) along with 10 tackles for loss and two sacks ... Added two fumble recoveries, one forced fumble and four passes defended ...

2010: Started all 13 games in regular season and bowl game at the strong side LB ... Ranked sixth on team with 63 tackles and added eight tackles for loss, two INTs and one sack ... Posted eight tackles and recovered a fumble at Hawaii ... Had INTs against UNLV and San Jose State ... Recorded seven tackles including 1.5 for loss against Boston College in Kraft Fight Hunger Bowl ...

2009: Started all 13 games ... Registered 61 tackles (35 solo), 11 tackles for loss, one sack, two fumble recoveries, one forced fumble and four passes defended ... Named second-team All-WAC by Phil Steele Publications ... Established a career high with nine tackles against UNLV ...


2008: Played in all 12 games with six starts as a redshirt freshman ... Totaled 33 tackles (21 solo), two sacks, nine tackles for loss, one fumble recovery and one INT ... Recorded first career INT against Grambling State.

HIGH SCHOOL: Attended Cimarron-Memorial High School in Las Vegas ... Played LB, RB and TE and was a first-team All-Sunset Conference selection ... Earned second-team all-state honors as a LB ... Finished career with 13 sacks, 57 QB pressures, four fumble recoveries and 68 tackles ... Scored 10 TDs offensively as a RB ... Also lettered in track.

PERSONAL: Single ... Son of Barbara Marshall ... Says mother has been biggest influence on his life ... Member of Kappa Leadership League ... Full name: Brandon Markieth Marshall.

MARSHALL'S COLLEGE STATISTICS

YEAR	GP/GS	TKL	SOLO	ASST	SACKS	FF	FR	INT	PD	TFL
2008	12/6	33	21	12	2.0	0	1	1	3	9
2009	13/13	61	35	26	1.0	1	2	0	4	11
2010	14/14	63	40	23	1.0	1	2	2	5	10
2011	13/13	102	49	53	2.0	1	2	0	4	10
TOTALS	52/46	259	145	114	6.0	3	7	3	16	40

34 • MIKE HARRIS
CORNERBACK
5-10 • 188 LBS.
FLORIDA STATE
BORN JANUARY 5, 1989
MIAMI, FLORIDA
ACQ. 6TH ROUND OF 2012 DRAFT (176TH)
EXP.: ROOKIE

Smart, tough CB who has ability to play nickel back ... Became third Florida State player to be drafted by the Jaguars, joining DL Larry Smith (1999) and FB Greg Jones (2004) ... Played two seasons at Florida State and two seasons at El Camino Community College ... Marked 36th Florida State DB to be drafted in school history, the most of any position ... Native of Miami, Florida ...

COLLEGE: Played final two seasons at Florida State after transferring from El Camino Community College ... Was heavily recruited following sophomore season before choosing Florida State ... Played in 27 games for Seminoles and totaled 99 tackles (76 solo), one sack and six tackles for loss ... Added five INTs and two forced fumbles ... Ranked second on team as a senior with 58 tackles ... Had an 89-yard INT return against Florida in 2011 ...

2011: Played in all 13 games as a senior with seven starts ... Was a part of a three-man starting rotation and also saw time at nickel back ... Ranked second on team with a career-high 58 tackles (43 solo) ... Added six tackles for loss, a team-high nine passes defended, one sack and one INT ... Part of defense that ranked fourth in the nation ... Recipient at the team's annual banquet of the Don Powell Award which is given to unsung Hero ... Tied for team lead with nine tackles against then-No. 1 Oklahoma and totaled a season-high 11 tackles against Clemson ... Had 89-yard INT return against Florida, the seventh-longest in school history and second-longest not resulting in a TD ...

2010: Appeared in all 14 games in first season at Florida State ... Was the primary nickel back and finished with 41 tackles (33 solo) ... Collected four INTs in wins over Samford, Clemson, Florida and South Carolina ... Added two forced fumbles ... Named one of the top newcomers on defense at team's annual banquet ...

2009: Totaled 40 tackles, eight passes defended and three INTs in final season at El Camino Community College ... Returned two INTs for TDs along with one fumble recovery and one return for a TD ...

2008: Registered 26 tackles, 10 passes defended and one INT as a freshman at El Camino Community College in Torrance, California.

HIGH SCHOOL: Attended South Miami High School ... Served as option QB and also saw action at CB.

PERSONAL: Single ... Resides in Miami, Fla. ... His mother, Gwendolyn, suffered a stroke while watching his first collegiate game at Florida State and passed away the next day ... Didn't qualify academically out of high school so attended junior college ... Has two brothers and an older sister, Vashanta ... Younger brother, Anthony, earned football scholarship to South Alabama in 2012 after attending Mt. San Antonio College in California ... Full name: Michael Harris.

HARRIS' COLLEGE STATISTICS

YEAR	GP/GS	TKL	SOLO	ASST	SACKS	FF	FR	INT	PD	TFL
2008										
2009										
2010	14/0	41	33	8	0.0	2	0	4	5	0
2011	13/7	58	43	15	1.0	0	0	1	9	6
TOTALS	27/7	99	76	23	1.0	2	0	5	14	6




98 • JERIS PENDLETON
DEFENSIVE TACKLE
6-2 • 315 LBS.
ASHLAND
BORN NOVEMBER 7, 1983
CHICAGO, ILLINOIS
ACQ. 7TH ROUND OF 2012 DRAFT (228TH)
EXP.: ROOKIE

COLLEGE: Played two seasons at Ashland University ... Served as team captain ... Career totals include 84 tackle, 11 tackles for loss, six sacks and three forced fumbles ... Spent first two seasons at Joliet Junior College beginning at age 24 ... Majored in criminology ...

2011: Started all 11 games as a senior ... Notched 49 tackles, 8.5 tackles for loss, five sacks and one forced fumble ... Ranked eighth in GLIAC in sacks ... Earned first-team all-conference honors ...

2010: Started all 11 games in his first season at Ashland ... Finished with 35 tackles (19 solo), 2.5 tackles for loss and one sack ... Tied for the team-lead with two forced fumbles ... Had a career-high eight tackles (four solo) with 1.5 tackles for loss in his debut against Bloomsburg ...

2009: Started all 10 games at Joliet Junior College ... Earned first-team all-conference honors and second-team All-America ...

2008: Began his career as a walk-on at Joliet Junior College ... Finished with 44 tackles (33 solo), five tackles for loss and three sacks.

PERSONAL: Married (Ashanti) with two sons, Jeris Jr. (8) and Jamere (4) ... Attended Dunbar Vocational Career Academy ... Played TE and MLB ... Was inducted into high school Hall of Fame in 2011 ... Grew up on the south side of Chicago ... Took a housekeeping job at a nursing home for two and a half years before doing construction work for a year and a half ... Also spent time working as a security guard at a hospital ... Full name: Jeris Pendleton.

PENDLETON'S COLLEGE STATISTICS

YEAR	GP/GS	TKL	SOLO	ASST	SACKS	FF	FR	INT	PD	TFL
2010	11/11	35	19	16	1.0	0	0	0	1	2.5
2011	11/11	49	20	29	5.0	1	0	0	1	8.5
TOTALS	22/22	84	39	45	6.0	1	0	0	2	11.0

100 YARDS RUSHING AND RECEIVING IN A GAME

The Jaguars had players surpass 100 yards rushing and 100 yards receiving in a game 21 times in 17 seasons. Here are the games when the Jaguars eclipsed 100-yards rushing and receiving in a game:

NO.	100-RUSH	100-REC.	GAME
1.	James Stewart (112)	Keenan McCardell (232)	10/20/96 at StL (L) 1
2.	Fred Taylor (128)	McCardell (108)	9/20/98 vs. Balt. (W) 2
3.	Taylor (183)	Jimmy Smith (112)	12/6/98 vs. Det. (W)
4.	Stewart (124)	Smith (115)	9/19/99 at Car. (W)
5.	Stewart (145)	Smith (124), McCardell (113)	12/2/99 vs. Pit. (W) 3
6.	Taylor (136)	Smith (134)	12/19/99 at Clev. (W)
	Taylor (135)	Smith (136)	1/15/00 vs. Mia. (playoff W)
7.	Taylor (124)	Kyle Brady (111)	10/22/00 vs. Was. (L)
8.	Taylor (107)	Brady (138)	10/29/00 at Dal. (W/OT)
9.	Taylor (103)	Smith (117), McCardell (156)	11/12/00 vs. Sea. (L) 4
10.	Taylor (181)	Smith (104)	12/3/00 vs. Clev. (W)
11.	Taylor (137)	Smith (147)	12/10/00 vs. Ariz. (W)
12.	Stacey Mack (111)	Smith (122)	12/23/01 at Minn. (W)
13.	Mack (125)	McCardell (132)	12/30/01 vs. K.C. (L)
14.	Taylor (118)	Smith (136)	11/30/03 vs. T.B. (W)
15.	Taylor (107)	Smith (113)	10/24/04 at Ind. (W) 5
16.	Taylor (144)	Smith (109)	11/14/04 vs. Det. (W)
17.	Taylor (165)	Ernest Wilford (145)	10/30/05 at StL (L)
18.	Greg Jones (106)	Matt Jones (117)	11/13/05 vs. Balt. (W)
19.	Maurice Jones-Drew (133)	Mike Sims-Walker (120)	10/19/09 vs. StL (W/OT) 6
20.	Maurice Jones-Drew (135)	Mike Sims-Walker (153)	10/31/10 at Dal. (W) 7
21.	Maurice Jones-Drew (100)	Mike Thomas (149)	11/14/10 vs. Hou. (W) 8

1 Mark Brunell 421 yds. passing	5 Byron Leftwich 300 yds. passing
2 Mark Brunell 376 yds. passing	6 David Garrard 335 yds. passing
3 Mark Brunell 308 yds. passing	7 David Garrard 260 yds. passing
4 Mark Brunell 340 yds. passing	8 David Garrard 342 yds. passing



66 • KENDRICK ADAMS
DEFENSIVE END
6-5 • 252 LBS.
LOUISIANA STATE
BORN DECEMBER 3, 1988
ENTERPRISE, ALABAMA
ACQ. ROOKIE FREE AGENT 2012

CAREER NOTES: Played two seasons at LSU after transferring from Copiah-Lincoln Community College in Mississippi ... Started 23 of 25 games at LSU and totaled 49 tackles, nine tackles for loss and four sacks ... Started 12 games as a senior and posted 6.5 tackles for loss and 2.5 sacks ... Attended Enterprise (Ala.) High School ... Signed with Auburn out of high school ... Has three siblings: Greg, Cherelle and Sheila.



72 • LEE BARBIASZ
OFFENSIVE TACKLE
6-7 • 308 LBS.
NORTHERN COLORADO
BORN JULY 3, 1988
MILFORD, NEW HAMPSHIRE
ACQ. ROOKIE FREE AGENT 2012

CAREER NOTES: Three-year starter at RT ... Team captain ... Started all 11 games as a senior ... Made 11 starts as a junior and was a honorable mention All-Big Sky selection ... Moved into the starting lineup as a sophomore with 10 starts ... Appeared in nine games as a redshirt freshman ... Graduated with a degree in human communications ... Participated in Pro Day at Colorado State ... Attended Milford High School and lettered in football, basketball and lacrosse ... Went to Kent Prep School in 2007 and played basketball ... Oldest of four children ... Younger brother, Dwight, is currently a high jumper at the University of Florida ... Born in Nashua, New Hampshire.



38 • ANTWON BLAKE
CORNERBACK
5-9 • 198 LBS.
TEXAS-EL PASO
BORN AUGUST 8, 1990
HOUSTON, TEXAS
ACQ. ROOKIE FREE AGENT 2012

CAREER NOTES: Four-year letterman and two-year starter at CB ... Career totals included 137 tackles and 22 passes defended ... Credited with 46 tackles, seven passes defended and two blocked kicks as a senior ... Started all 12 games at LCB as a junior and finished with 60 tackles, two forced fumbles, two tackles for loss and a team-high 11 passes defended ... Played in eight games as a sophomore and missed four games with an ankle injury ... Majored in multidisciplinary studies ... Attended Thurgood Marshall High School in Missouri City, Texas ... Two-year starter and finished with 53 tackles, four INTs and two fumble recoveries as a senior ... Three-year letterman in track & field, competing in the 100, 200 and 400 meter races, in addition to being a member of the 4x100 relay unit ... Born in Jacksonville, Florida ... Full name: Antwon Valentino Blake.



60 • MIKE BREWSTER
CENTER
6-4 • 305 LBS.
OHIO STATE
BORN JULY 27, 1989
ORLANDO, FLORIDA
ACQ. ROOKIE FREE AGENT 2012

CAREER NOTES: Four-year starter ... Named with Mike Adams as the team's Jim Parker Award winner as the team's most outstanding offensive lineman in 2011 ... One of four team captains as voted on by players ... Ended career with 49 straight starts, the second-longest streak in school history (Luke Fickell, 50 starts) ... Earned first-team All-America and first-team All-Big Ten as a junior ... Was the only junior to be named a finalist for the Rimington Trophy as the nation's outstanding center ... Was a Freshman All-America honoree after making 10 starts ... Graduated in December 2011 with a degree in strategic communications ... Attended Edgewater High School in Orlando, Florida ... Played offense and defense and earned all-state honors as a senior and earned All-America honors from USA Today, Parade and EA Sports ... Regarded as a five-star prospect by Scout.com and was listed as the No. 1 center in the class of 2008 ... Full name: Michael Brewster.



30 • JEREMIAH BROWN
SAFETY
5-10 • 198 LBS.
WAGNER
BORN FEBRUARY 13, 1990
BROOKLYN, NEW YORK
ACQ. ROOKIE FREE AGENT 2012

CAREER NOTES: Four-year letterman ... Team captain ... Also saw action as a punt returner ... Finished career with 154 tackles (80 solo), 10 tackles for loss, nine passes defended, three sacks, one INT, three forced fumbles, two fumble recoveries and two blocked kicks ... Totaled career-best 72 tackles as a senior along with 6.5 tackles for loss, two sacks, six passes defended, two forced fumbles and two fumble recoveries ... Played in 11 games with three starts as a junior and was credited with 26 tackles ... Played in all 11 games with nine starts as a sophomore and finished with 52 tackles along with a forced fumble and a blocked kick ... Starred at DB, WR and on special teams at Grand Street Campus High School in Brooklyn, N.Y.



12 • MIKE BROWN
WIDE RECEIVER
5-10 • 200 LBS.
LIBERTY
BORN FEBRUARY 9, 1989
CHARLOTTESVILLE, VIRGINIA
ACQ. ROOKIE FREE AGENT 2012

CAREER NOTES: Former collegiate QB ... Two-time Walter Payton Award candidate and Big South Offensive Player of the Year honoree ... Finished career with school record in completion percentage (65.0), ranked fifth in TD passes (45) and sixth in passing yards (6,072) ... Started 10 games as a senior and was 196 of 299 passing for 2,664 yards with 18 TDs and 10 INTs ... Ranked second on team with 553 rushing yards on 130 carries with nine TDs ... Majored in business management ... Four-year letterman at Monticello High School as QB and DB ... Also lettered in baseball and basketball ... Captained both the football and basketball team in his final three seasons ... National Honor Society member ... Jaguars current assistant to the head coach, Charlie Skalaski, spent the past eight seasons on the Liberty coaching staff.



49 • RYAN DAVIS
DEFENSIVE END
6-2 • 260 LBS.
BETHUNE-COOKMAN
BORN FEBRUARY 24, 1989
TAMPA, FLORIDA
ACQ. ROOKIE FREE AGENT 2012

CAREER NOTES: Finished career with 22 sacks and 49.5 tackles for loss ... Named Mid-Eastern Athletic Conference Defensive Player of the Year as a senior after recording 21.5 tackles for loss and 12 sacks ... Led MEAC in sacks and ranked second in tackles for loss ... Posted 65 tackles (40 solo), eight forced fumbles, 17 QB pressures and two fumble recoveries in final season ... Named defensive performer of the year by the College Football Performance Awards ... Started 10 games as a junior and led team in tackles for loss (18) and sacks (6.5) ... Added eight QB pressures, two forced fumbles and one INT while earning second-team All-MEAC honors ... Had 3.5 sacks and nine tackles for loss as a sophomore ... Majored in mass communications ... Played TE and DE at Howard W. Blake High School in Tampa, Florida and earned Hillsborough County All-Star honors ... Also lettered in basketball and was the 2007 Hillsborough County Slam Dunk Champion and Western Conference Player of the Year ... Participated in Fellowship of Christian Athletes and Future Business Leaders of America ... Son of the late Ronnie Davis, Sr. and Precious Davis.




16 • ANTONIO DENNARD
CORNERBACK
5-11 • 190 LBS.
LANGSTON
BORN DECEMBER 20, 1989
CHICAGO, ILLINOIS
ACQ. ROOKIE FREE AGENT 2012

CAREER NOTES: Attended Langston University, an NAIA program that had only 11.5 scholarships in 2011 ... Four-year letterman ... Finished with 27 tackles, 6.5 tackles for loss and three INTs as a senior ... Majored in kinesiology ... Attended Wakeland High School in Chicago ... Saw action at WR and DB ... Son of Yumeka Dennard and Johnnie and Lolita Harris ...



87 • KEVIN ELLIOTT
WIDE RECEIVER
6-3 • 215 LBS.
FLORIDA A&M
BORN DECEMBER 21, 1988
ORLANDO, FLORIDA
ACQ. ROOKIE FREE AGENT 2012

CAREER NOTES: Four-year letterman at WR and starred on special teams ... Had 173 career receptions for 1,742 yards and 20 TDs ... Compiled 709 all-purpose yards as a senior and finished with six special teams tackles ... Finished with 30 receptions for 381 yards and one TD as a junior ... Led team as a sophomore with 44 receptions for 544 yards and seven TDs while earning second-team all-conference honors ... Majored in communications ... Attended Colonial High School in Orlando, Florida and lettered in football, basketball and track ... Had 20 receptions for 250 yards and six TDs as a senior along with four rushing scores ... Was named the Orange County Athlete of the Year as a senior ... Won state titles in high jump and triple jump ... Son of Tonya and Al Harrison ... Has two siblings, a brother Dionte Harrison and a sister, Jaylyn Harrison ... Spends time as a Pop Warner football and basketball coach ... Full name: Kevin Elliott.




13 • CHARLES GILBERT
WIDE RECEIVER
5-11 • 167 LBS.
CONCORDIA-ST. PAUL
BORN MAY 18, 1987
JACKSONVILLE, FLORIDA
ACQ. ROOKIE FREE AGENT 2012

CAREER NOTES: Attended Jaguars rookie minicamp on a tryout basis and was signed to a contract on June 20 ... Played two seasons at Concordia and totaled 89 receptions for 1,941 yards and 25 TDs ... Returned 29 career kickoffs for a 23.3-yard avg. ... Posted 46 receptions for 1,068 yards and 14 TDs as a senior ... Made 43 catches for 873 yards and 11 TDs as a junior with a long of 61 yards ... Had an 84-yard punt return for a TD as a junior ... Began collegiate career at Webber International University in Babson Park, Florida, an NAIA Independent school ... Was a three-sport athlete at Ridgeview High School in Jacksonville, starring in football, basketball and track ... Scored 20 TDs in final two seasons ... Son of Charles and Delores Gilbert ... Has four brothers, Chris, Jay, Juan and Mike, and a sister, Treace ... Cousin, Eric Baker, is a running back for South Carolina ... Full name: Charles Gilbert.



61 • D.J. HALL
GUARD
6-1 • 312 LBS.
TEXAS STATE
BORN DECEMBER 24, 1988
PALESTINE, TEXAS
ACQ. ROOKIE FREE AGENT 2012

CAREER NOTES: Four-year starter at RG ... Two-time All-America and four-time All-Southland Conference selection ... Team captain ... Registered 775 career pancake blocks ... Started every game as a junior and was chosen as one of the nation's Top 10 FCS offensive linemen by The Sports Network...Started all 11 games as a sophomore and was part of an offense that produced more than 422 yards and nearly 32 points per game...Started all 13 games as a redshirt freshman...Majored in business management...Attended Palestine Prep School in Texas where he lettered four seasons in football...Named to Associated Press Class 3A All-State Second-Team as a senior...Born in Heilburg, Germany...Son of Sheila Hall.



74 • DAN HOCH
OFFENSIVE TACKLE
6-7 • 320 LBS.
MISSOURI
BORN APRIL 25, 1990
HARLAN, IOWA
ACQ. ROOKIE FREE AGENT 2012

CAREER NOTES: Originally signed with New Orleans on April 30, 2012 and was waived on May 15 ... Four-year letterman and three-year starter at right tackle ... Was teammate of Jaguars quarterback Blaine Gabbert ... Earned All-Big 12 honorable mention accolades as a senior, helping club rank 11th nationally in rushing and 13th in net yards per game ... Was second-team All-Big 12 selection as a junior and part of a line that allowed only 22 sacks ... Named team's offensive lineman of the year as a sophomore and earned All-Big 12 honorable mention honors ... Named a second-team Academic All-Big 12 selection ... Saw action in all 14 games as a true freshman ... Majored in education ... Attended Harlan High School in Iowa ... Named the Iowa Gatorade Player of the Year following his senior season ... Ranked as the No. 1 overall prospect in Iowa by Rivals and Scout.com ... Son of Kyle and Lori Hoch.



54 • JOSHUA JONES
LINEBACKER
6-1 • 235 LBS.
ELON
BORN DECEMBER 19, 1988
TAMPA, FLORIDA
ACQ. ROOKIE FREE AGENT 2012

CAREER NOTES: Four-year letterman ... Finished career as the school's fifth-leading tackler with 343 ... Registered a team-high 112 tackles as a senior along with 17 tackles for loss and four sacks ... Recorded 11 or more tackles in seven games ... Selected as Southern Conference Defensive Player of the Month for November ... Returned an INT 40 yards for a TD ... Ranked second on team as a junior with 74 tackles and tallied 1.5 tackles for loss and one INT ... Started all 12 games as a sophomore and earned first-team All-Southern Conference honors ... Led team with 89 tackles along with seven tackles for loss and two sacks ... Started 12 games as a redshirt freshman and earned a spot on the Southern Conference All-Freshman Team as he posted 68 tackles ... Majored in sport and event management ... Attended Wharton High School in Tampa and was a two-time all-conference selection ... Son of former University of Florida football player James and Shiela Jones.



64 • DREW NOWAK
DEFENSIVE TACKLE
6-3 • 300 LBS.
WESTERN MICHIGAN
BORN MARCH 7, 1990
GREEN BAY, WISCONSIN
ACQ. ROOKIE FREE AGENT 2012

CAREER NOTES: Four-year letterman, playing in 47 games with 32 starts ... Career totals included 180 tackles (105 solo), 30.5 tackles for loss, 11 sacks, five forced fumbles, two fumble recoveries and four blocked kicks ... Earned Mid-American Conference Defensive Player of the Year honors as a senior ... Led MAC with 8.5 sacks and ranked second with 20 tackles for loss ... Totaled 91 tackles and two fumble recoveries in final season ... Majored in engineering ... Attended De Pere High School and was ranked No. 8 in Wisconsin by Scout.com ... Served as team captain for two years and recorded 291 career tackles and 36 sacks ... Son of Russ and Denise Nowak.



59 • J.K. SCHAFFER
LINEBACKER
6-0 • 232 LBS.
CINCINNATI
BORN JUNE 10, 1990
CINCINNATI, OHIO
ACQ. ROOKIE FREE AGENT 2012

CAREER NOTES: Played in 50 games in four seasons ... One of only four players in Big East history to record 100-plus tackles in three different seasons ... Two-time All-Big East selection and member of three conference championship teams ... Career totals included 337 tackles (182 solo), nine sacks, 28 tackles for loss, seven INTs, six forced fumbles, three fumble recoveries and 15 passes defended ... Started all 13 games as a senior and produced career-best 114 tackles along with 4.5 sacks, 13 tackles for loss, three INTs and three forced fumbles ... Selected as the 2011 American Eagle Outfitters Big East Football Scholar-Athlete of the Year ... Four-time selection to the Big East All-Academic Team ... Majored in criminal justice and will graduate in June ... Attended LaSalle High School in Ohio and was two-year letter winner as LB ... Totaled 150 tackles, 26 tackles for loss and 13 sacks as a senior ... Son of Jerry and Mary Schaffer ... Played in the 2012 NFLPA Collegiate Bowl, an all-star game in California ... Full name: Jerome Kyle Schaffer.



57 • JULIAN STANFORD
LINEBACKER
6-1 • 230 LBS.
WAGNER
BORN SEPTEMBER 2, 1990
BLOOMFIELD, CONNECTICUT
ACQ. ROOKIE FREE AGENT 2012

CAREER NOTES: Four-year letterman ... Began career as a DE before moving to LB as a sophomore ... Named First-Team All-Northeast Conference as a senior ... Ranked seventh in the conference with 11.5 tackles for loss and added five sacks ... Added 53 tackles, five passes defended, one forced fumble and one blocked kick ... Returned two of his three INTs for TDs ... Was second-team all-conference choice as a junior after starting 10 games ... Compiled 64 tackles (23 solo) and led team with 12.5 tackles for loss and seven sacks ... Tied for the conference lead in sacks ... Played DE, LB and RB at Bloomfield High School.



85 • MATT VELDMAN
TIGHT END
6-7 • 255 LBS.
NORTH DAKOTA STATE
BORN AUGUST 12, 1988
BECKER, MINNESOTA
ACQ. ROOKIE FREE AGENT 2012

CAREER NOTES: Four-year letterman, playing in 42 games ... Team captain ... Finished career with 49 receptions for 584 yards and seven TDs ... Started all 15 games as a senior during schools' run to the NCAA Division I FCS Championship ... Made career-high 26 catches for 331 yards and three TDs ... Earned second-team All-Missouri Valley Conference honors ... Semifinalist for the National Football Foundation's Campbell Award ... Received the Missouri Valley Football Conference's President's Council and Commissioner's Academic Excellence Awards ... Father, Gregg, played football for Moorhead State University from 1979-82, and was signed as a free agent by the Dallas Cowboys in 1983... Attended Becker High School in Minnesota and was finalist for the "Mr. Football" award as a senior ... Was consensus first-team all-state selection ... Starred at TE and DL ... Also lettered in basketball ... Has two brothers, Ryan and Mike, and one sister, Lauren ... Uncles, Steve and Mark Veldman, played football for North Dakota ... Majored in marketing with a minor in agribusiness ... Interned at Pedigree Technologies during the summer ...

UNDRAFTED ROOKIES ON OPENING DAY ROSTERS

YEAR	PLAYER
1995	TE Gordon Laro
1996	CB Rashid Gayle
1997	CB Kevin Devine, DE Jabbar Threats
1998	None
1999	FB Stacey Mack
2000	None
2001	RB Elvis Joseph, WR Randal Williams, FB Patrick Washington
2002	None
2003	PK Seth Marler, WR Cortez Hankton, DT Matt Leonard
2004	TE Brian Jones, CB David Richardson
2005	G Dan Connolly, RB/KR Derrick Wimbury
2006	OT Richard Collier, DE Tony McDaniel, RB Montell Owens
2007	None
2008	CB Isaiah Gardner, CB Brian Witherspoon
2009	LB Russell Allen, DE Julius Williams
2010	LB Jacob Cutrera, OT Kevin Haslam, DE Aaron Morgan
2011	OT Cameron Bradfield, WR Jamar Newsome, CB Kevin Rutland



"Where Quality & Service are #1"

CELEBRATING OUR 37TH YEAR
OF EXCELLENCE
www.americancoachlines.com

"Exclusive Motor Coach Provider of the Jacksonville Jaguars"



904 355-9999

American Coach Lines of Jacksonville, FL
3501 W. Beaver Street, Jacksonville, FL



- Largest Fleet in the State
- Airport Transfers
- Group Charter Service
- Extensively Trained Drivers & Staff
- Convention & Employee
- Cellphone & GPS Equipped
- Shuttle Service
- Audio & Video/DVD Equipment



2012 ALPHABETICAL TRAINING CAMP ROSTER

NO	NAME	POS	HT	WT	DOB	AGE	EXP	COLLEGE	HOMETOWN
66	Adams, Kendrick	DE	6-5	252	12/3/88	23	R	Louisiana State	Enterprise, Ala.
50	Allen, Russell	LB	6-3	238	5/5/86	26	4	San Diego State	Oceanside, Calif.
93	Alualu, Tyson	DT	6-3	295	5/12/87	25	3	California	Honolulu, Hawaii
19	Anger, Bryan	P	6-3	202	10/6/88	23	R	California	Camarillo, Calif.
76	Baldrige, Daniel	OT	6-8	308	10/21/85	26	1	Marshall	Opelousas, La.
72	Barbiasm, Lee	OT	6-7	308	7/3/88	24	R	Northern Colorado	Milford, N.H.
14	Blackmon, Justin	WR	6-1	210	1/9/90	22	R	Oklahoma State	Ardmore, Okla.
38	Blake, Antwon	CB	5-9	198	8/8/90	21	R	Texas-El Paso	Houston, Texas
44	Bolen, Brock	FB/RB	6-0	232	3/24/85	27	3	Louisville	Germantown, Ohio
56	Bosworth, Kyle	LB	6-1	236	11/21/86	25	3	UCLA	Plano, Texas
78	Bradfield, Cameron	OL	6-4	308	9/14/87	24	2	Grand Valley State	Grand Rapids, Mich.
90	Branch, Andre	DE	6-5	265	7/14/89	23	R	Clemson	Richmond, Va.
60	Brewster, Mike	C	6-4	305	7/27/89	22	4	Ohio State	Orlando, Fla.
73	Britton, Eben	OL	6-6	308	10/14/87	24	R	Arizona	Brooklyn, N.Y.
30	Brown, Jeremiah	S	5-10	198	2/13/90	22	R	Wagner	Brooklyn, N.Y.
12	Brown, Mike	WR	5-10	200	2/9/89	23	R	Liberty	Charlottesville, Va.
48	Cain, Jeremy	LS	6-1	245	3/24/80	32	6	Massachusetts	Fort Lauderdale, Fla.
97	Chick, John	DE	6-4	255	11/20/82	29	2	Utah State	Gillette, Wyo.
46	Cloherly, Colin	TE	6-2	252	9/16/87	24	1	Brown	Bethesda, Md.
37	Corner, Reggie	CB	5-9	181	11/17/83	28	5	Akron	Canton, Ohio
2	Coutu, Brandon	K	5-10	195	9/29/84	27	2	Georgia	Lawrenceville, Ga.
21	Cox, Derek	CB	6-1	195	9/22/86	25	4	William & Mary	Greenville, N.C.
49	Davis, Ryan	DE	6-2	260	2/24/89	23	R	Bethune-Cookman	Tampa, Fla.
16	Dennard, Antonio	CB	5-11	190	12/20/89	22	R	Langston	Chicago, Ill.
87	Elliott, Kevin	WR	6-3	215	12/21/88	23	R	Florida A&M	Orlando, Fla.
4	Enderle, Nathan	QB	6-4	240	1/12/88	24	2	Idaho	North Platte, Neb.
62	Estes, John	C	6-2	293	3/25/87	25	3	Hawaii	Stockton, Calif.
83	Evans, Lee	WR	6-0	210	3/11/81	31	9	Wisconsin	Bedford, Ohio
11	Gabbert, Blaine	QB	6-4	235	10/15/89	22	2	Missouri	Ballwin, Mo.
13	Gilbert, Charles	WR	5-11	167	5/18/87	25	R	Concordia-St. Paul	Jacksonville, Fla.
36	Greene, Courtney	S	6-0	215	11/23/86	25	4	Rutgers	New Rochelle, N.Y.
61	Hall, D.J.	G	6-1	312	12/24/88	23	R	Texas State	Palestine, Texas
40	Harris, DuJuan	RB	5-9	208	9/3/88	23	1	Troy	Brooksville, Fla.
34 d	Harris, Mike	CB	5-10	188	1/5/89	23	R	Florida State	Miami, Fla.
41	Heath, T.J.	CB	6-0	188	9/11/87	24	2	Jacksonville State	Alexandria, Ala.
7	Henne, Chad	QB	6-3	230	7/2/85	27	5	Michigan	Wyomissing, Pa.
74	Hoch, Dan	OT	6-7	320	4/25/90	22	R	Missouri	Harlan, Iowa
79	Irvin, Corvey	DT	6-2	295	5/3/85	27	2	Georgia	Augusta, Ga.
6	Issac, Rod	DB	5-10	202	2/20/89	23	2	Middle Tennessee State	Miami, Fla.
23	Jennings, Rashad	RB	6-1	228	3/26/85	27	4	Liberty	Forest, Va.
33	Jones, Greg	FB	6-1	265	5/9/81	31	9	Florida State	Beaufort, S.C.
54	Jones, Joshua	LB	6-1	235	12/19/88	23	R	Elon	Tampa, Fla.
32	Jones-Drew, Maurice	RB	5-7	210	3/23/85	27	7	UCLA	Antioch, Calif.
96	Knighton, Terrance	DT	6-3	330	7/4/86	26	4	Temple	Hartford, Conn.
26	Landry, Dawan	S	6-1	212	12/30/82	29	7	Georgia Tech	Boutte, La.
92	Lane, Austen	DE	6-6	265	11/9/87	24	3	Murray State	Iola, Wis.
89	Lewis, Mercedes	TE	6-6	272	5/19/84	28	7	UCLA	Long Beach, Calif.
25	Lowery, Dwight	DE	5-11	212	1/23/86	26	5	San Jose State	Santa Cruz, Calif.
53	Marshall, Brandon	LB	6-1	238	9/10/89	22	R	Nevada	North Las Vegas, Nev.
27	Mathis, Rashean	CB	6-1	195	8/27/80	31	10	Bethune-Cookman	Jacksonville, Fla.
63	Meester, Brad	C	6-3	292	3/23/77	35	13	Northern Iowa	Parkersburg, Iowa
29	Middleton, William	CB	5-10	190	7/28/86	25	4	Furman	Marist, Ga.
86	Miller, Zach	TE	6-5	236	10/4/84	27	4	Nebraska-Omaha	Weston, Neb.
94	Mincey, Jeremy	DL	6-4	265	12/14/83	28	5	Florida	Statesboro, Ga.
75	Monroe, Eugene	OT	6-5	306	4/18/87	25	4	Virginia	Plainfield, N.J.
58	Morgan, Aaron	DE	6-4	250	12/30/88	23	3	Louisiana-Monroe	Amite, La.
99	Mosley, C.J.	DL	6-2	310	8/6/83	28	8	Missouri	Fort Knox, Ky.
39	Murphy, Richard	RB	6-1	215	9/18/86	25	2	Louisiana State	Rayville, La.
64	Nowak, Drew	DT	6-3	300	3/7/90	22	R	Western Michigan	Green Bay, Wis.
77	Nwaneri, Uche	G/C	6-3	310	3/20/84	28	6	Purdue	Garland, Texas
24	Owens, Montell	RB	5-10	225	5/4/84	28	7	Maine	Wilmington, Del.
5	Palmer, Jordan	QB	6-5	230	5/30/84	28	4	Texas-El Paso	Mission Viejo, Calif.
34 o	Parmele, Jalen	RB	5-11	225	12/30/85	26	3	Toledo	Midland, Mich.
98	Pendleton, Jeris	DT	6-2	315	11/7/83	28	R	Ashland	Chicago, Ill.
51	Posluszny, Paul	LB	6-2	242	10/10/84	27	6	Penn State	Aliquippa, Pa.
88	Potter, Zach	TE	6-7	265	5/4/86	26	3	Nebraska	Omaha, Neb.
15	Price, Taylor	WR	6-1	195	10/8/87	24	3	Ohio	Hilliard, Ohio
42	Prosinski, Chris	S	6-1	208	4/28/87	25	2	Wyoming	Buffalo, Wyo.
65	Rackley, Will	G/C	6-3	310	10/11/89	22	2	Lehigh	Riverdale, Ga.
69	Ray, Odrick	DE	6-4	275	5/24/89	23	1	Tulsa	Athens, Texas
81	Robinson, Laurent	WR	6-2	205	10/20/85	27	6	Illinois State	Rockledge, Fla.
70	Robinson, William	OT	6-5	305	12/20/84	27	3	San Diego State	Pomona, Calif.
18	Robiskie, Brian	WR	6-4	212	12/3/87	24	4	Ohio State	Cleveland, Ohio
20	Ross, Aaron	CB	6-0	197	9/15/82	29	6	Texas	Tyler, Texas
22	Rutland, Kevin	CB	6-0	193	4/2/88	24	2	Missouri	Houston, Texas
59	Schaffer, J.K.	LB	6-0	232	6/10/90	22	R	Cincinnati	Cincinnati, Ohio
10	Scobee, Josh	K	6-1	210	6/23/82	30	9	Louisiana Tech	Longview, Texas
91	Selvie, George	DE	6-4	270	3/6/87	25	3	South Florida	Pensacola, Fla.
55	Session, Clint	LB	5-9	248	9/22/84	27	6	Pittsburgh	Pompano Beach, Fla.
84	Shorts III, Cecil	WR/RS	6-0	202	12/22/87	24	2	Mount Union	Cleveland, Ohio
95	Smith, D'Anthony	DT	6-2	300	6/9/88	24	3	Louisiana Tech	Pickering, La.
52	Smith, Daryl	LB	6-2	248	3/14/82	30	9	Georgia Tech	Albany, Ga.
67	Spitz, Jason	G/C	6-3	298	12/19/82	29	7	Louisville	Jacksonville, Fla.
57	Stanford, Julian	LB	6-1	230	9/2/90	21	R	Wagner	Bloomfield, Conn.
45	Tahi, Naufahu	FB	6-0	262	10/30/81	30	6	Brigham Young	West Valley City, Utah
80	Thomas, Mike	WR	5-8	198	6/4/87	25	4	Arizona	DeSoto, Texas
85	Veldman, Matt	TE	6-7	255	8/12/88	23	R	North Dakota State	Becker, Minn.
17	West, Chastin	WR	6-1	217	5/1/87	25	2	Fresno State	Moorpark, Calif.
68	Whimper, Guy	OT	6-5	315	5/21/83	29	7	East Carolina	Havelock, N.C.
31	Youboty, Ashton	CB	6-0	192	7/7/84	28	7	Ohio State	Houston, Texas

2012 NUMERICAL TRAINING CAMP ROSTER

NO	NAME	POS	HT	WT	AGE	EXP	COLLEGE	HOMETOWN
2	Brandon Coutu	K	5-10	195	27	2	Georgia	Lawrenceville, Ga.
4	Nathan Enderle	QB	6-4	240	24	2	Idaho	North Platte, Neb.
5	Jordan Palmer	QB	6-5	230	28	4	Texas-El Paso	Mission Viejo, Calif.
6	Rod Issac	DB	5-10	202	23	2	Middle Tennessee State	Miami, Fla.
7	Chad Henne	QB	6-3	230	27	5	Michigan	Wyomissing, Pa.
10	Josh Scobee	K	6-1	210	30	9	Louisiana Tech	Longview, Texas
11	Blaine Gabbert	QB	6-4	235	22	2	Missouri	Ballwin, Mo.
12	Mike Brown	WR	5-10	200	23	R	Liberty	Charlottesville, Va.
13	Charles Gilbert	WR	5-11	167	25	R	Concordia-St. Paul	Jacksonville, Fla.
14	Justin Blackmon	WR	6-1	210	22	R	Oklahoma State	Ardmore, Okla.
15	Taylor Price	WR	6-1	195	24	3	Ohio	Hilliard, Ohio
16	Antonio Dennard	CB	5-11	190	22	R	Langston	Chicago, Ill.
17	Chastin West	WR	6-1	217	25	2	Fresno State	Moorpark, Calif.
18	Brian Robiskie	WR	6-4	212	24	4	Ohio State	Cleveland, Ohio
19	Bryan Anger	P	6-3	202	23	R	California	Camarillo, Calif.
20	Aaron Ross	CB	6-0	197	29	6	Texas	Tyler, Texas
21	Derek Cox	CB	6-1	195	25	4	William & Mary	Greenville, N.C.
22	Kevin Rutland	CB	6-0	193	24	2	Missouri	Houston, Texas
23	Rashad Jennings	RB	6-1	228	27	4	Liberty	Forest, Va.
24	Montell Owens	RB	5-10	225	28	7	Maine	Wilmington, Del.
25	Dwight Lowery	DB	5-11	212	26	5	San Jose State	Santa Cruz, Calif.
26	Dawan Landry	S	6-1	212	29	7	Georgia Tech	Boutte, La.
27	Rashean Mathis	CB	6-1	195	31	10	Bethune-Cookman	Jacksonville, Fla.
29	William Middleton	CB	5-10	190	25	4	Furman	Marist, Ga.
30	Jeremiah Brown	S	5-10	198	22	R	Wagner	Brooklyn, N.Y.
31	Ashton Youboty	CB	6-0	192	28	7	Ohio State	Houston, Texas
32	Maurice Jones-Drew	RB	5-7	210	27	7	UCLA	Antioch, Calif.
33	Greg Jones	FB	6-1	265	31	9	Florida State	Beaufort, S.C.
34 o	Jalen Parmele	RB	5-11	225	26	3	Toledo	Midland, Mich.
34 d	Mike Harris	CB	5-10	188	23	R	Florida State	Miami, Fla.
36	Courtney Greene	S	6-0	215	25	4	Rutgers	New Rochelle, N.Y.
37	Reggie Corner	CB	5-9	181	28	5	Akron	Houston, Texas
38	Antwon Blake	CB	5-9	198	21	R	Texas-El Paso	Houston, Texas
39	Richard Murphy	RB	6-1	215	25	2	Louisiana State	Rayville, La.
40	DuJuan Harris	RB	5-9	208	23	1	Troy	Brooksville, Fla.
41	T.J. Heath	CB	6-0	188	24	2	Jacksonville State	Alexandria, Ala.
42	Chris Prosinski	S	6-1	208	25	2	Wyoming	Buffalo, Wyo.
44	Brock Bolen	FB/RB	6-0	232	27	3	Louisville	Germantown, Ohio
45	Naufahu Tahi	FB	6-0	262	30	6	Brigham Young	West Valley City, Utah
46	Colin Cloherly	TE	6-2	252	24	1	Brown	Bethesda, Md.
48	Jeremy Cain	LS	6-1	245	32	6	Massachusetts	Fort Lauderdale, Fla.
49	Ryan Davis	DE	6-2	260	23	R	Bethune-Cookman	Tampa, Fla.
50	Russell Allen	LB	6-3	238	26	4	San Diego State	Oceanside, Calif.
51	Paul Posluszny	LB	6-2	242	27	6	Penn State	Aliquippa, Pa.
52	Daryl Smith	LB	6-2	248	30	9	Georgia Tech	Albany, Ga.
53	Brandon Marshall	LB	6-1	238	22	R	Nevada	North Las Vegas, Nev.
54	Joshua Jones	LB	6-1	235	23	R	Elon	Tampa, Fla.
55	Clint Session	LB	5-9	248	27	6	Pittsburgh	Pompano Beach, Fla.
56	Kyle Bosworth	LB	6-1	236	25	3	UCLA	Plano, Texas
57	Julian Stanford	LB	6-1	230	21	R	Wagner	Bloomfield, Conn.
58	Aaron Morgan	DE	6-4	250	23	3	Louisiana-Monroe	Amite, La.
59	J.K. Schaffer	LB	6-0	232	22	R	Cincinnati	Cincinnati, Ohio
60	Mike Brewster	C	6-4	305	22	R	Ohio State	Orlando, Fla.
61	D.J. Hall Jr.	G	6-1	312	23	R	Texas State	Palestine, Texas
62	John Estes	C	6-2	293	25	3	Hawaii	Stockton, Calif.
63	Brad Meester	C	6-3	292	35	13	Northern Iowa	Parkersburg, Iowa
64	Drew Nowak	DT	6-3	300	22	R	Western Michigan	Green Bay, Wis.
65	Will Rackley	G/C	6-3	310	22	2	Lehigh	Riverdale, Ga.
66	Kendrick Adams	DE	6-5	252	23	R	Louisiana State	Enterprise, Ala.
67	Jason Spitz	G/C	6-3	298	29	7	Louisville	Jacksonville, Fla.
68	Guy Whimper	OT	6-5	315	29	7	East Carolina	



2011 FINAL NATIONAL FOOTBALL LEAGUE STANDINGS

AMERICAN FOOTBALL CONFERENCE

AFC EAST	W	L	T	PCT	PTS	OPP	AFC	DIV.
*-New England	13	3	0	.813	513	342	10-2	5-1
New York Jets	8	8	0	.500	377	363	6-6	3-3
Miami	6	10	0	.375	329	313	5-7	3-3
Buffalo	6	10	0	.375	372	434	4-8	1-5

AFC NORTH	W	L	T	PCT	PTS	OPP	AFC	DIV.
z-Baltimore	12	4	0	.750	378	266	9-3	6-0
y-Pittsburgh	12	4	0	.750	325	227	9-3	4-2
y-Cincinnati	9	7	0	.563	344	323	6-6	2-4
Cleveland	4	12	0	.250	218	307	3-9	0-6

AFC SOUTH	W	L	T	PCT	PTS	OPP	AFC	DIV.
z-Houston	10	6	0	.625	381	278	8-4	4-2
Tennessee	9	7	0	.563	325	317	7-5	3-3
Jacksonville	5	11	0	.313	243	329	4-8	3-3
Indianapolis	2	14	0	.125	243	430	2-10	2-4

AFC WEST	W	L	T	PCT	PTS	OPP	AFC	DIV.
z-Denver	8	8	0	.500	309	390	6-6	3-3
San Diego	8	8	0	.500	406	377	7-5	3-3
Oakland	8	8	0	.500	359	433	6-6	3-3
Kansas City	7	9	0	.438	212	338	4-8	3-3

y - Clinched Wild Card

z - Clinched Division

* - Clinched Division and Homefield Advantage

NATIONAL FOOTBALL CONFERENCE

NFC EAST	W	L	T	PCT	PTS	OPP	NFC	DIV.
z-New York Giants	9	7	0	.563	394	400	5-7	3-3
Philadelphia	8	8	0	.500	396	328	6-6	5-1
Dallas	8	8	0	.500	369	347	6-6	2-4
Washington	5	11	0	.313	288	367	5-7	2-4

NFC NORTH	W	L	T	PCT	PTS	OPP	NFC	DIV.
*-Green Bay	15	1	0	.938	560	359	12-0	6-0
y-Detroit	10	6	0	.625	474	387	6-6	3-3
Chicago	8	8	0	.500	353	341	7-5	3-3
Minnesota	3	13	0	.188	340	449	3-9	0-6

NFC SOUTH	W	L	T	PCT	PTS	OPP	NFC	DIV.
z-New Orleans	13	3	0	.813	547	339	9-3	5-1
y-Atlanta	10	6	0	.625	402	350	7-5	3-3
Carolina	6	10	0	.375	406	429	3-9	2-4
Tampa Bay	4	12	0	.250	287	494	3-9	2-4

NFC WEST	W	L	T	PCT	PTS	OPP	NFC	DIV.
z-San Francisco	13	3	0	.813	380	229	10-2	5-1
Arizona	8	8	0	.500	312	348	7-5	4-2
Seattle	7	9	0	.438	321	315	6-6	3-3
St. Louis	2	14	0	.125	193	407	1-11	0-6

2011 PLAYOFFS

AFC WILD CARD PLAYOFFS

HOUSTON 31, Cincinnati 10
DENVER 29, Pittsburgh 23

AFC DIVISIONAL PLAYOFFS

NEW ENGLAND 45, Denver 10
BALTIMORE 20, Houston 13

AFC CHAMPIONSHIP GAME

NEW ENGLAND 23, Baltimore 20

NFC WILD CARD PLAYOFFS

NEW ORLEANS 45, Detroit 28
N.Y. GIANTS 24, Atlanta 2

NFC DIVISIONAL PLAYOFFS

SAN FRANCISCO 36, New Orleans 32
N.Y. Giants 37, GREEN BAY 20

NFC CHAMPIONSHIP GAME

N.Y. Giants 20, SAN FRANCISCO 17

SUPER BOWL XLVI IN INDIANAPOLIS

N.Y. Giants 21, New England 17

THE TEMPERATURE GAUGE

WARMEST GAMES

TEMP	DATE	OPPONENT	W/L	SCORE
90	Sept. 12, 2010	vs. Denver	W	24-17
89	Sept. 26, 2010	vs. Philadelphia	L	3-28
88	Sept. 16, 2007	vs. Atlanta	W	13-7
88	Sept. 6, 1998	at Chicago	W	24-23
88	Sept. 20, 1998	at Tennessee	W	27-22
87	Sept. 8, 1996	vs. Houston	L	27-34
87	Sept. 29, 2002	vs. New York Jets	W	28-3
87	Oct. 6, 2002	vs. Philadelphia	W	28-25
87	Sept. 14, 2008	vs. Buffalo	L	16-20
87	Sept. 11, 2011	vs. Tennessee	W	16-14

COLDEST GAMES

TEMP	DATE	OPPONENT	W/L	SCORE
9	Dec. 17, 2000	at Cincinnati	L	14-17
12	Dec. 19, 2004	at Green Bay	W	28-25
16	Jan. 3, 2010	at Cleveland	L	17-23
19	Dec. 7, 2008	at Chicago	L	10-23
23	Dec. 23, 2000	at New York Giants	L	25-28
24	Jan. 7, 2006	at New England	L	3-28
25	Dec. 14, 2003	at New England	L	13-27
26	Jan. 10, 1999 *	at New York Jets	L	24-34
27	Jan. 12, 1997 *	at New England	L	6-20
28	Dec. 4, 2005	at Cleveland	W	20-14

* Playoff game

REGULAR SEASON ATTENDANCE HISTORY

	HOME TOTAL	HOME AVG.	ROAD TOTAL	ROAD AVG.	TOTAL	AVG.
1995	554,814	69,352	467,619	58,452	1,022,433	63,902
1996	533,533	66,692	382,383	47,798	915,916	57,245
1997	557,547	69,693	420,543	52,568	978,090	61,130
1998	561,472	70,184	490,956	61,370	1,052,428	65,777
1999	540,805	67,601	524,545	65,568	1,065,350	66,584
2000	482,510	60,314	509,447	63,681	991,957	61,997
2001	483,542	60,443	504,237	63,030	987,779	61,736
2002	450,216	56,277	525,010	65,626	975,226	60,952
2003	449,700	56,213	552,556	69,070	1,002,256	62,641
2004*	555,464	69,433	496,092	62,012	1,051,556	65,722
2005*	525,519	65,690	512,337	64,042	1,037,856	64,866
2006*	534,866	66,858	569,186	71,148	1,104,052	69,003
2007*	522,261	65,283	544,420	68,053	1,066,681	66,668
2008*	522,778	65,347	531,535	66,442	1,054,313	65,895
2009*	397,214	49,652	553,947	69,243	951,161	59,448
2010*	504,262	63,033	557,341	69,688	1,061,603	66,351
2011*	498,655	62,331	551,000	68,875	1,049,655	65,603

* Tickets Distributed



2011 GAME SUMMARIES

GAME 1 • JAGUARS 16, TITANS 14

SEPTEMBER 11, 2011 • EVERBANK FIELD, JACKSONVILLE, FLA.

TENNESSEE TITANS (0-1)	0	0	7	7	—	14
JACKSONVILLE JAGUARS (1-0)	7	3	3	3	—	16

Riding a pounding rushing attack and a stingy defense the Jaguars opened the season with a 16-14 win over Tennessee. Scoring on two of its first three possessions to take an early 10-0 lead, the Jaguars offense put together four scoring drives overall of 11, 12, 13 and 11 plays and finished with a 39:38 possession time. The defense, meanwhile, turned in a sack on its first play and an interception on its last while forcing Tennessee to punt on its first five possessions and holding Chris Johnson to just 24 rushing yards on the day. Maurice Jones-Drew scored the first points on a 21-yard blast to cap the Jaguars' opening series, which featured nine runs, two passes and two third-down conversions. Josh Scobee kicked the first of his three field goals in the second quarter for a 10-0 halftime advantage before making it 13-0 in the third. Tennessee, which began seven of its 11 possessions at its own 20-yard line, then scored quickly on an 80-yard catch and run from Matt Hasselbeck to Kenny Britt. In the fourth quarter Scobee's 45-yard field goal gave the Jaguars a 16-7 lead, but another Britt touchdown catch narrowed the margin to two at 16-14, the closest of the day, with 3:34 remaining. Matt Turk's 44-yard punt then pinned the Titans at their own three-yard line with 1:45 left and no times out. Hasselbeck's last pass was intercepted by Dwight Lowery to seal the win. Luke McCown made his first start as a Jaguar and was efficient in completing 17 of 24 passes for 175 yards, and Jones-Drew rushed for 97 yards on 24 carries.

TEAM	Q	TIME	SCORING PLAY	DRIVE
Jax.	1	6:49	Jones-Drew 21 run (Scobee kick)	11-63, 6:10
Jax.	2	5:55	Scobee 48 field goal	12-50, 6:50
Jax.	3	2:33	Scobee 21 field goal	13-61, 7:47
Ten.	3	2:18	Britt 80 pass from Hasselbeck (Bironas kick)	1-80, 0:15
Jax.	4	12:22	Scobee 45 field goal	11-45, 4:56
Ten.	4	3:34	Britt 2 pass from Hasselbeck (Bironas kick)	12-80, 5:42

TEAM STATISTICS

	TITANS	JAGUARS
First Downs (Run-Pass-Pen)	13 (1-11-1)	20 (10-9-1)
Total Yards-Plays-Avg.	292-49-6.0	323-73-4.4
Rushing Yards-Attempts-Avg.	43-13-3.3	163-47-3.5
Net Yards Passing (Sacked-Yds)	249 (2-14)	160 (2-15)
Att-Comp-Int	34-21-1	24-17-0
Third Down Conversions (Pct.)	4-11 (36%)	9-18 (50%)
Fourth Down Conversions (Pct.)	0-0 (0%)	0-0 (0%)
Punts-Avg.	7-41.6	5-43.6
Fumbles-Lost	1-0	2-1
Penalties-Yards	7-60	5-39
Time of Possession	20:22	39:38

INDIVIDUAL STATISTICS

JAGUARS RUSHING: Jones-Drew 24-97 (1 TD), Karim 14-33, Owens 3-17, McCown 5-10, Jones 1-6

TITANS RUSHING: Johnson 9-24, Harper 3-10, Hasselbeck 1-9

JAGUARS PASSING: McCown 24-17-175

TITANS PASSING: Hasselbeck 34-21-263, 2 TDs, 1 INT

JAGUARS RECEIVING: Thomas 8-55, Hill 4-53, Karim 3-39, Lewis 2-28

TITANS RECEIVING: Washington 6-67, Johnson 6-25, Britt 5-136 (2 TDs), Harper 1-21, Cook 1-7, Williams 1-5, Stevens 1-2

SACKS: Jaguars 2 (Coleman 1.0, Roth 1.0), Titans 2 (Hayes 1.0, McCourty 1.0)

INTERCEPTIONS: Jaguars 1 (Lowery), Titans 0

Attendance: 61,619

Time: 3:03

87 degrees

GAME 2 • JETS 32, JAGUARS 3

SEPTEMBER 18, 2011 • METLIFE STADIUM, EAST RUTHERFORD, N.J.

JACKSONVILLE JAGUARS (1-1)	3	0	0	0	—	3
NEW YORK JETS (2-0)	9	6	14	3	—	32

Striking quickly on offense and on defense, the New York Jets set the tone early in a 32-3 home win that was sparked by four interceptions by the Jets defense. The Jets scored a touchdown on their first possession and the defense got a sack on its first series to post a 9-0 lead just 4:27 into the game. Josh Scobee hit a 55-yard field goal to make it 9-6 in the first quarter, but that was the end of the Jaguars scoring. Each team had two interceptions in the first half, but the Jaguars could not convert theirs by William Middleton and Rashean Mathis into points. The Jets turned their second pick into a field goal at the end of the second quarter for a 15-3 lead, and in the second half the Jets pulled away with back-to-back interceptions on defense and three straight scoring drives on offense. In all, the Jets defense accounted for 15 points with its sack and 13 points set up by the last three interceptions. Maurice Jones-Drew ran for 88 yards on 18 carries while the Jets' Shonn Greene was held to 49 yards on the ground. Luke McCown made his second straight start at quarterback but he completed just six of 19 passes while being victimized by the four interceptions. Rookie Blaine Gabbert made the first appearance of his NFL career, taking over for the fourth quarter and completing five of his six attempts for 52 yards. The Jaguars managed no red zone drives and crossed the New York 30 just twice on their 14 possessions, while the Jets scored all four times they were inside the 20.

TEAM	Q	TIME	SCORING PLAY	DRIVE
N.Y.J.	1	11:37	Holmes 17 pass from Sanchez (Folk kick)	6-65, 3:23
N.Y.J.	1	10:33	McCown sacked in end zone by Wilkerson for safety	-
Jax.	1	3:02	Scobee 55 field goal	6-20, 2:52
N.Y.J.	2	13:28	Folk 38 field goal	8-39, 4:34
N.Y.J.	2	0:26	Folk 45 field goal	4-1, 0:54
N.Y.J.	3	3:50	Keller 11 pass from Sanchez (Folk kick)	8-92, 5:18
N.Y.J.	3	1:30	Greene 1 run (Folk kick)	2-1, 0:38
N.Y.J.	4	14:03	Folk 23 field goal	6-13, 2-18

TEAM STATISTICS

	JAGUARS	JETS
First Downs (Run-Pass-Pen)	11 (5-6-0)	15 (5-8-2)
Total Yards-Plays-Avg.	203-54-3.8	283-57-5.0
Rushing Yards-Attempts-Avg.	112-27-4.1	101-32-3.2
Net Yards Passing (Sacked-Yds)	91 (2-20)	182 (1-0)
Att-Comp-Int	25-11-4	24-17-2
Third Down Conversions (Pct.)	3-12 (25%)	3-12 (25%)
Fourth Down Conversions (Pct.)	0-1 (0%)	0-0 (0%)
Punts-Avg.	5-40.6	5-38.8
Fumbles-Lost	0-0	0-0
Penalties-Yards	4-50	7-60
Time of Possession	26:37	33:23

INDIVIDUAL STATISTICS

JAGUARS RUSHING: Jones-Drew 18-88, Karim 6-15, McCown 1-4, Bolen 1-4, Gabbert 1-1

JETS RUSHING: Greene 16-49 (1 TD), Sanchez 3-29, McKnight 6-14, Tomlinson 6-8, Cromartie 1-1

JAGUARS PASSING: McCown 19-6-59, 4 INTs; Gabbert 6-5-52

JETS PASSING: Sanchez 24-17-182, 2 TDs, 2 INTs

JAGUARS RECEIVING: Thomas 3-29, Miller 3-28, Jones-Drew 3-19, Dillard 1-25, Karim 1-10

JETS RECEIVING: Keller 6-101 (1 TD), Holmes 3-42 (1 TD), Mulligan 2-8, Greene 2-6, Conner 1-9, Tomlinson 1-7, Mason 1-7, Cumberland 1-2

SACKS: Jaguars 1 (Roth 1.0), Jets 2 (Scott 1.0, Wilkerson 1.0)

INTERCEPTIONS: Jaguars 2 (Mathis, Middleton), Jets 4 (Cromartie 2, Smith, Mauga)

Attendance: 78,834

Time: 2:56

66 degrees





2011 GAME SUMMARIES

GAME 3 • PANTHERS 16, JAGUARS 10

SEPTEMBER 25, 2011 • BANK OF AMERICA STADIUM, CHARLOTTE, N.C.

JACKSONVILLE JAGUARS (1-2)	0	10	0	0	—	10
CAROLINA PANTHERS (1-2)	2	3	3	8	—	16

Blaine Gabbert made his first NFL start and got his first touchdown pass, a 36-yarder to Mike Thomas on the final play of the first half which gave the Jaguars a 10-5 lead, but Carolina rallied to score the game-winner with 4:20 left and then held on as the Jaguars' last comeback effort fell short when time ran out. In a game played on a soggy field and with a driving rain, the teams combined for 14 punts and 235 rushing yards. For the second week in a row the Jaguars were sacked for a safety on their first possession. The Panthers added a 35-yard field goal at the start of the second quarter for a 5-0 lead, and Jacksonville responded with Josh Scobee's 53-yarder, marking his second straight game with a field goal from more than 50 yards. Late in the half the Jaguars got the ball at their own 23 with 53 seconds left. Maurice Jones-Drew ran for two yards before breaking a 39-yard run to the Carolina 36-yard line. With six seconds left on the clock, Gabbert threw deep over the middle to Thomas, who caught the ball at the seven and fought his way into the end zone as time expired for the Jaguars' first lead of the game. Following a mishandled punt snap by Matt Turk, the Panthers got the ball at Jacksonville's 38-yard line and moved 24 yards in seven plays to set up Olindo Mare's 32-yard field goal to get within 10-8 late in the third period. Carolina took advantage of good field position again in the fourth quarter, starting at its own 45 and moving 55 yards in five plays with Cam Newton hitting Greg Olsen on a 16-yard scoring strike. The Panthers added a two-point conversion on another Newton-to-Olsen pass and held a 16-10 lead with 4:20 remaining. The Jaguars' final possession began at their own 20 with 1:02 left and no timeouts. Two Gabbert completions and a 24-yard pass interference penalty got the Jaguars to the Carolina 36. Following a replay review with 16 seconds left, the clock ran as the Jaguars managed just one final pass which fell incomplete.

TEAM	Q	TIME	SCORING PLAY	DRIVE
Car.	1	7:33	Gabbert sacked in end zone by Hardy for safety	-
Car.	2	14:22	Mare 35 field goal	7-32, 3:11
Jax.	2	7:41	Scobee 53 field goal	12-45, 6:31
Jax.	2	0:00	Thomas 36 pass from Gabbert (Scobee kick)	3-77, 0:53
Car.	3	2:24	Mare 32 field goal	7-24, 4:07
Car.	4	4:20	Olsen 16 pass from Newton (Newton-Olsen pass)	5-55, 2:24

TEAM STATISTICS

	JAGUARS	PANTHERS
First Downs (Run-Pass-Pen)	13 (7-4-2)	16 (5-10-1)
Total Yards-Plays-Avg.	257-57-4.5	265-62-4.3
Rushing Yards-Attempts-Avg.	128-34-3.8	107-28-3.8
Net Yards Passing (Sacked-Yds)	129 (2-10)	158 (0-0)
Att-Comp-Int	21-12-1	34-18-0
Third Down Conversions (Pct.)	3-14 (21%)	6-16 (38%)
Fourth Down Conversions (Pct.)	1-2 (50%)	0-0 (0%)
Punts-Avg.	6-39.0	8-38.4
Fumbles-Lost	5-0	0-0
Penalties-Yards	8-60	8-69
Time of Possession	30:26	29:34

INDIVIDUAL STATISTICS

JAGUARS RUSHING: Jones-Drew 24-122, Karim 5-4, Gabbert 4-2, Turk 1-0
PANTHERS RUSHING: Stewart 10-59, Newton 7-27, Williams 10-18, Felton 1-3
JAGUARS PASSING: Gabbert 21-12-139, 1 TD, 1 INT
PANTHERS PASSING: Newton 34-18-158, 1 TD
JAGUARS RECEIVING: Thomas 4-55 (1 TD), Jones-Drew 3-45, Karim 2-19, Lewis 2-15, Hill 1-5
PANTHERS RECEIVING: Olsen 7-57 (1 TD), Shockey 3-30, Stewart 3-26, Williams 2-17, Smith 2-15, Naanee 1-13
SACKS: Jaguars 0, Panthers 2 (Hardy 1.0, Johnson 1.0)
INTERCEPTIONS: Jaguars 0, Panthers 1 (Martin)

Attendance: 71,704

Time: 3:01

75 degrees



GAME 4 • SAINTS 23 JAGUARS 10

OCTOBER 2, 2011 • EVERBANK FIELD, JACKSONVILLE, FLA.

NEW ORLEANS SAINTS (3-1)	7	7	6	3	—	23
JACKSONVILLE JAGUARS (1-3)	0	10	0	0	—	10

The Jaguars trailed by just 14-10 at halftime, but New Orleans dominated the second half with a 20:45 possession time and three field goal drives to pull away for a 23-10 win, finishing with 503 yards in total offense. New Orleans set the tone from the start with one-yard touchdowns capping its first two possessions, the first on a run by Jed Collins and the second on a pass from Drew Brees to Jimmy Graham to finish a 12-play, 96-yard drive after Matt Turk's first punt had pinned the ball at the Saints' four-yard line. The Jaguars then put together their best possession of the day, marching 80 yards in 12 plays to set up Blaine Gabbert's 14-yard touchdown pass to Zach Miller. A Daryl Smith interception gave Jacksonville possession at the New Orleans 13 with 52 seconds left in the first half, but the opportunity to tie the game was stopped by three incomplete passes, forcing a Josh Scobee 31-yard field goal which would end the Jaguars' scoring at 14-10. The Saints' first three possessions of the second half covered nine, 10 and 11 plays and resulted in field goals of 38, 39 and 21 yards to push the lead to 23-10 early in the fourth quarter. The Jaguars then moved deep into Saints territory twice but were stopped on fourth down at the New Orleans 20 and 21-yard lines and again on their final possession. The Saints were held below their 34-point scoring average, but Brees completed 31 of his 44 passes for 351 yards. The Jaguars defense turned in a season-high three sacks along with two interceptions.

TEAM	Q	TIME	SCORING PLAY	DRIVE
N.O.	1	7:59	Collins 1 run (Kasay kick)	9-62, 4:49
N.O.	2	12:37	Graham 1 pass from Brees (Kasay kick)	12-96, 6:24
Jax.	2	7:29	Miller 14 pass from Gabbert (Scobee kick)	12-80, 5:08
Jax.	2	0:34	Scobee 31 field goal	4-0, 0:18
N.O.	3	10:45	Kasay 38 field goal	9-60, 4:15
N.O.	3	4:11	Kasay 39 field goal	10-47, 4:55
N.O.	4	12:46	Kasay 21 field goal	11-60, 5:24

TEAM STATISTICS

	SAINTS	JAGUARS
First Downs (Run-Pass-Pen)	30 (9-20-1)	15 (4-7-4)
Total Yards-Plays-Avg.	503-81-6.2	274-62-4.4
Rushing Yards-Attempts-Avg.	177-34-5.2	104-17-6.1
Net Yards Passing (Sacked-Yds)	326 (3-25)	170 (3-26)
Att-Comp-Int	44-31-2	42-16-1
Third Down Conversions (Pct.)	7-14 (50%)	4-15 (27%)
Fourth Down Conversions (Pct.)	1-1 (100%)	0-4 (0%)
Punts-Avg.	1-58.0	4-38.3
Fumbles-Lost	0-0	1-0
Penalties-Yards	6-50	2-15
Time of Possession	37:05	22:55

INDIVIDUAL STATISTICS

JAGUARS RUSHING: Jones-Drew 11-84, Gabbert 2-14, Karim 4-6
SAINTS RUSHING: Sproles 7-75, Ingram 17-55, Thomas 6-36, Brees 3-10, Collins 1-1 (1 TD)
JAGUARS PASSING: Gabbert 42-16-196, 1 TD, 1 INT
SAINTS PASSING: Brees 44-31-351, 1 TD, 2 INTS
JAGUARS RECEIVING: Thomas 5-73, Lewis 3-38, Hill 2-34, Dillard 2-16, West 1-16, Miller 1-14 (1 TD), Jones-Drew 1-3, Bolen 1-2
SAINTS RECEIVING: Graham 10-132 (1 TD), Sproles 5-56, Moore 5-50, Meachem 4-59, Thomas 4-43, Ingram 2-3, Colston 1-8
SACKS: Jaguars 3 (Lane 1.0, Posluszny 1.0, Smith 1.0), Saints 3 (W. Smith 2.0, Harper 1.0)
INTERCEPTIONS: Jaguars 2 (Landry, D. Smith), Saints 1 (Robinson)

Attendance: 62,471

Time: 3:08

71 degrees





2011 GAME SUMMARIES

GAME 5 • BENGALS 30 JAGUARS 20
OCTOBER 9, 2011 • EVERBANK FIELD, JACKSONVILLE, FLA.

CINCINNATI BENGALS (3-2)	7	6	0	17	—	30
JACKSONVILLE JAGUARS (1-4)	7	6	0	7	—	20

The Jaguars and Bengals each began the game with a long touchdown drive, and Jacksonville had two more great scoring opportunities in the second quarter, but two field goals from close range proved costly. A Dwight Lowery 30-yard interception return gave the Jaguars first-and-goal at the Cincinnati two-yard line before they were forced to settle for a field goal. The Jaguars' next possession began at midfield and moved to the Bengals' two after a first-and-goal at the five, but once again they were held to a Josh Scobee field goal for a 13-7 lead. The Bengals scored on Andy Dalton's second touchdown pass with 14 second remaining in the half to make it 13-13 after Mike Nugent's extra point kick bounced off the right upright. Following eight combined punts by both teams to start the second half, Cincinnati took its first lead at 16-13 on Nugent's 47-yard field goal in the fourth quarter despite gusting winds. Three plays later Blaine Gabbert found a broken coverage in the Cincinnati secondary and hit Jason Hill with a 74-yard catch-and-run touchdown to put Jacksonville back on top, 20-16. After being pinned deep in their own territory by a Cincinnati punt, the Jaguars punted from their own six but the Bengals took over at the 23-yard line following a 22-yard punt and five-yard penalty. Cincinnati methodically moved the 23 yards in seven plays, with Bernard Scott scoring on a two-yard run with 1:58 remaining and a 23-20 lead. The Jaguars' first turnover came with 1:19 left when a third-and-one shotgun snap sailed past Gabbert and Cincinnati recovered. After turning the ball over on downs with seven seconds on the clock, the Bengals scored on the game's final play, a Jaguars pass completion with multiple laterals that ultimately ended up with Gibril Wilson scoring on a 10-yard fumble return.

TEAM	Q	TIME	SCORING PLAY	DRIVE
Jax.	1	9:35	Jones-Drew 6 run (Scobee kick)	10-80, 5:25
Cin.	1	3:17	Green 37 pass from Dalton (Nugent kick)	12-69, 6:18
Jax.	2	12:01	Scobee 19 field goal	4-1, 1:33
Jax.	2	7:06	Scobee 20 field goal	8-48, 3:08
Cin.	2	0:14	Gresham 3 pass from Dalton (kick failed)	10-52, 3:42
Cin.	4	9:41	Nugent 47 field goal	4-8, 1:26
Jax.	4	8:24	Hill 74 pass from Gabbert (Scobee kick)	3-80, 1:17
Cin.	4	1:56	Scott 2 run (Nugent kick)	7-23, 3:18
Cin.	4	0:00	Atkins 10 fumble return (Nugent kick)	-

TEAM STATISTICS

	BENGALS	JAGUARS
First Downs (Run-Pass-Pen)	13 (2-11-0)	12 (5-7-0)
Total Yards-Plays-Avg.	239-66-3.6	296-58-5.1
Rushing Yards-Attempts-Avg.	77-31-2.5	96-27-3.6
Net Yards Passing (Sacked-Yds)	162 (2-17)	200 (3-21)
Att-Comp-Int	33-21-1	28-15-0
Third Down Conversions (Pct.)	8-19 (42%)	6-16 (38%)
Fourth Down Conversions (Pct.)	2-3 (67%)	0-0 (0%)
Punts-Avg.	7-47.7	7-37.7
Fumbles-Lost	1-0	4-2
Penalties-Yards	4-33	2-15
Time of Possession	32:33	27:27

INDIVIDUAL STATISTICS

JAGUARS RUSHING: Jones-Drew 19-85 (1 TD), Gabbert 5-11, Karim 2-4, Thomas 1-(-4)
BENGALS RUSHING: Benson 24-53, Scott 6-20 (1 TD), Leonard 1-4
JAGUARS PASSING: Gabbert 28-15-221, 1 TD
BENGALS PASSING: Dalton 33-21-179, 2 TDs, 1 INT
JAGUARS RECEIVING: Hill 5-118 (1 TD), Thomas 3-53, Karim 3-27, Jones 1-10, Lewis 1-6, Bolen 1-4, Dillard 1-3
BENGALS RECEIVING: Green 5-90 (1 TD), Gresham 5-21 (1 TD), Simpson 4-40, Caldwell 2-13, Hawkins 2-6, Scott 2-(-1), Leonard 1-10
SACKS: Jaguars 2 (Chick 1.0, Mincey 1.0), Bengals 3 (Fanene 1.0, Rucker 1.0, Sims 1.0)
INTERCEPTIONS: Jaguars 1 (Lowery), Bengals 0

Attendance: 61,799

Time: 3:00

79 degrees

GAME 6 • STEELERS 17 JAGUARS 13
OCTOBER 16, 2011 • HEINZ FIELD, PITTSBURGH, PA.

JACKSONVILLE JAGUARS (1-5)	0	3	7	3	—	13
PITTSBURGH STEELERS (4-2)	7	10	0	0	—	17

The Jaguars fought back from an early 17-0 deficit and had a chance to tie or win in the final minutes before falling to the Steelers 17-13 on the road. Pittsburgh opened with three long scoring drives, registering Rashard Mendenhall and Mike Wallace touchdowns on the first two and a Shaun Suisham field goal on the third for a 17-0 lead just four minutes into the second quarter. On the ensuing possession the Jaguars marched 47 yards to set up Josh Scobee's 46-yard field goal, while the team's five other possessions in the first half ended in punts. At the half the Steelers' dominance included 315 total yards to the Jaguars' 68, a rushing advantage of 134 yards to 58, and a net passing difference of 181 yards to 10. The Jaguars turned the tables after halftime, scoring a touchdown on their first drive to make it a seven-point game and forcing Pittsburgh to punt on all five of its second-half possessions. The lone Jacksonville touchdown came on an 18-yard pass from Blaine Gabbert to Jason Hill in the end zone with 1:46 left in the third quarter, capping a 17-play, 80-yard drive that consumed 9:35 and was extended by a roughing the punter penalty. After three more defensive stops the Jaguars moved to the Pittsburgh 25-yard line, in position for a game-tying touchdown, but a fourth-and-six situation forced a second Scobee field goal for a 17-13 score with 4:17 remaining. Pittsburgh punted a final time, giving Jacksonville possession at its own 23 with 1:01 left and no timeouts. Gabbert led the Jaguars to the Pittsburgh 48-yard line before his Hail Mary pass fell incomplete on the final play. The Jaguars defense held Pittsburgh to 55 total yards in the second half.

TEAM	Q	TIME	SCORING PLAY	DRIVE
Pit.	1	4:23	Mendenhall 8 run (Suisham kick)	10-87, 5:57
Pit.	2	13:40	Wallace 28 pass from Roethlisberger (Suisham kick)	8-72, 4:15
Pit.	2	10:58	Suisham 21 field goal	5-69, 1:25
Jax.	2	8:44	Scobee 46 field goal	8-47, 2:14
Jax.	3	1:46	Hill 18 pass from Gabbert (Scobee kick)	17-18, 9:35
Jax.	4	4:17	Scobee 45 field goal	5-25, 2:56

TEAM STATISTICS

	JAGUARS	STEELERS
First Downs (Run-Pass-Pen)	16 (6-7-3)	15 (6-8-1)
Total Yards-Plays-Avg.	209-61-3.4	370-58-6.4
Rushing Yards-Attempts-Avg.	133-30-4.4	185-32-5.8
Net Yards Passing (Sacked-Yds)	76 (5-33)	185 (3-15)
Att-Comp-Int	26-12-0	23-12-0
Third Down Conversions (Pct.)	4-15 (27%)	7-15 (47%)
Fourth Down Conversions (Pct.)	1-1 (100%)	0-0 (0%)
Punts-Avg.	7-42.3	6-42.7
Fumbles-Lost	0-0	1-0
Penalties-Yards	4-22	8-65
Time of Possession	28:47	31:13

INDIVIDUAL STATISTICS

JAGUARS RUSHING: Jones-Drew 22-96, Karim 5-21, Gabbert 3-16
STEELERS RUSHING: Mendenhall 23-146 (1 TD), Redman 4-22, Roethlisberger 3-9, Dwyer 2-8
JAGUARS PASSING: Gabbert 26-12-109, 1 TD
STEELERS PASSING: Roethlisberger 23-12-200, 1 TD
JAGUARS RECEIVING: Thomas 4-36, Hill 2-29 (1 TD), Lewis 2-29, Jones-Drew 2-8, Dillard 1-7, Jones 1-0
STEELERS RECEIVING: Miller 4-27, Ward 3-47, Wallace 2-76 (1 TD), Sanders 1-32, Brown 1-16, Redman 1-2
SACKS: Jaguars 3 (Alualu 1.0, Chick 1.0, Roth 1.0), Steelers 5 (Keisel 2.0, Woodley 2.0, Farrior 1.0)
INTERCEPTIONS: Jaguars 0, Steelers 0

Attendance: 62,934

Time: 2:54

58 degrees





2011 GAME SUMMARIES

GAME 7 • JAGUARS 12, RAVENS 7

OCTOBER 24, 2011 • EVERBANK FIELD, JACKSONVILLE, FLA.

BALTIMORE RAVENS (4-2)	0	0	0	7	—	7
JACKSONVILLE JAGUARS (2-5)	3	3	3	3	—	12

In a fierce defensive battle the Jaguars got four field goals from Josh Scobee, including three from beyond 50 yards, while the defense contributed three sacks and two takeaways to spark a 12-7 win on Monday Night Football. Jacksonville built a 6-0 halftime lead on Scobee's two 54-yarders while the defense held Baltimore to eight three-and-out punts and a fumble on nine first-half possessions. At that point the Ravens had 16 yards of total offense including one net passing yard, 15 rushing yards and no first downs as Joe Flacco completed just six of 16 passes. Opening the second half with their longest drive of the night, the Jaguars marched 76 yards in 17 plays to set up Scobee's shortest field goal of the night from 22 yards for a 9-0 lead. Baltimore then missed a field goal and had to punt before scoring the game's only touchdown on a five-yard pass from Flacco to Anquan Boldin, making it 9-7 with 2:02 remaining in the game. The Ravens' ensuing onside kick failed to travel 10 yards and the Jaguars took over at the Baltimore 37. Four plays later Scobee drilled a 51-yarder to make it 12-7 with 1:43 left. Baltimore's final possession lasted just two plays with Drew Coleman's interception sealing the win. The teams combined for 16 punts, 16 penalties, six fumbles and four-of-28 on third down. The Jaguars had 42 rushing attempts and just 24 passing plays. Maurice Jones-Drew rushed 30 times for 105 yards while the Jacksonville defense got sacks from Jeremy Mincey, Daryl Smith and Dwight Lowery and a fumble recovery by Rashean Mathis. Blaine Gabbert got his first win as a starter in his fifth NFL start.

TEAM	Q	TIME	SCORING PLAY	DRIVE
Jax.	1	1:42	Scobee 54 field goal	4-(-3), 1:22
Jax.	2	5:58	Scobee 54 field goal	6-38, 2:40
Jax.	3	6:30	Scobee 22 field goal	17-76, 8:30
Bal.	4	2:02	Boldin 5 pass from Flacco (Cundiff kick)	13-90, 3:20
Jax.	4	1:43	Scobee 51 field goal	4-4, 0:19

TEAM STATISTICS

	RAVENS	JAGUARS
First Downs (Run-Pass-Pen)	11 (1-8-2)	13 (6-5-2)
Total Yards-Plays-Avg.	146-53-2.8	205-66-3.1
Rushing Yards-Attempts-Avg.	34-12-2.8	132-42-3.1
Net Yards Passing (Sacked-Yds)	112 (3-25)	73 (4-20)
Att-Comp-Int	38-21-1	20-9-0
Third Down Conversions (Pct.)	2-12 (17%)	2-16 (13%)
Fourth Down Conversions (Pct.)	0-0 (0%)	1-1 (100%)
Punts-Avg.	9-52.2	7-40.9
Fumbles-Lost	2-1	4-1
Penalties-Yards	10-85	6-90
Time of Possession	23:45	36:15

INDIVIDUAL STATISTICS

JAGUARS RUSHING: Jones-Drew 30-105, Karim 7-28, Gabbert 5-(-1)
RAVENS RUSHING: Rice 8-28, Williams 3-5, Leach 1-1
JAGUARS PASSING: Gabbert 20-9-93
RAVENS PASSING: Flacco 38-21-137, 1 TD, 1 INT
JAGUARS RECEIVING: Hill 4-62, Jones-Drew 2-(-1), Lewis 1-13, Sims-Walker 1-11, Thomas 1-8
RAVENS RECEIVING: Rice 5-35, Boldin 4-40 (1 TD), Dickson 4-23, Smith 3-32, Pitta 3-13, Leach 1-2, Flacco 1-(-8)
SACKS: Jaguars 3 (Lowery 1.0, Mincey 1.0, Smith 1.0), Ravens 4 (Kruger 1.0, Ngata 1.0, Suggs 1.0, Ayanbadejo 0.5, McPhee 0.5)
INTERCEPTIONS: Jaguars 1 (Coleman), Ravens 0

Attendance: 62,976

Time: 3:21

60 degrees



GAME 8 • TEXANS 24, JAGUARS 14

OCTOBER 30, 2011 • RELIANT STADIUM, HOUSTON, TEXAS

JACKSONVILLE JAGUARS (2-6)	0	7	0	7	—	14
HOUSTON TEXANS (5-3)	7	0	7	10	—	24

In a division showdown with the AFC South leader, the Jaguars battled on defense but were held to 174 yards on offense to fall, 24-14. Houston scored on its opening possession, marching 80 yards in 12 plays with Matt Schaub running for a two-yard touchdown, while the Jaguars were forced to punt on their first four possessions. The defense set up both Jacksonville touchdowns on the day, with the first coming in the second quarter after a Clint Session sack and forced fumble was returned to the Houston eight-yard line. Blaine Gabbert's five-yard scoring pass to Jason Hill made it 7-7 and that score stood through halftime. Opening the third quarter the Jaguars were forced to punt and Jacoby Jones' 33-yard return to the Jacksonville 44 set up the Texans' second scoring drive, covering the 44 yards in nine plays with Schaub hitting tight end Joel Dreessen from seven yards out to make it 14-7. On the first play of the fourth quarter Gabbert was intercepted for the second time, giving the Houston offense good field position again at the Jaguars' 40. Arian Foster capped the scoring drive with a four-yard run to give Houston a 21-7 lead, but the Jaguars answered with another takeaway setting up another touchdown. Dawan Landry forced a Ben Tate fumble and Dwight Lowery returned the ball 23 yards to the Houston 41, and a penalty advanced the Jaguars starting point to the Houston 26. Seven plays later Maurice Jones-Drew pounded in from two yards out to narrow the score to 21-14 with 5:15 remaining, giving Jacksonville time to score and tie the game. But the Texans responded with a nine-play, 59-yard drive which Neil Rackers finished with a 39-yard field goal to make it 24-14 with just 18 seconds left.

TEAM	Q	TIME	SCORING PLAY	DRIVE
Hou.	1	8:21	Schaub 2 run (Rackers kick)	12-80, 6:39
Jax.	2	5:41	Hill 5 pass from Gabbert (Scobee kick)	2-8, 0:47
Hou.	3	9:10	Dreessen 7 pass from Schaub (Rackers kick)	9-44, 4:07
Hou.	4	12:32	Foster 4 run (Rackers kick)	5-40, 2:21
Jax.	4	5:15	Jones-Drew 2 run (Scobee kick)	7-26, 3:58
Hou.	4	0:18	Rackers 39 field goal	9-59, 4:57

TEAM STATISTICS

	JAGUARS	TEXANS
First Downs (Run-Pass-Pen)	13 (5-8-0)	20 (6-14-0)
Total Yards-Plays-Avg.	174-58-3.0	358-71-5.0
Rushing Yards-Attempts-Avg.	84-25-3.4	156-39-4.0
Net Yards Passing (Sacked-Yds)	90 (1-7)	202 (2-23)
Att-Comp-Int	32-10-2	30-16-0
Third Down Conversions (Pct.)	5-14 (36%)	10-17 (59%)
Fourth Down Conversions (Pct.)	1-1 (100%)	0-0 (0%)
Punts-Avg.	8-46.8	6-45.3
Fumbles-Lost	1-0	2-2
Penalties-Yards	5-39	7-60
Time of Possession	24:41	35:19

INDIVIDUAL STATISTICS

JAGUARS RUSHING: Jones-Drew 18-63 (1 TD), Gabbert 4-14, Karim 3-7
TEXANS RUSHING: Foster 33-112 (1 TD), Tate 5-42, Schaub 1-2 (1 TD)
JAGUARS PASSING: Gabbert 30-10-97, 1 TD, 2 INTs, McCown 2-0-0
TEXANS PASSING: Schaub 30-16-225, 1 TD
JAGUARS RECEIVING: Lewis 4-45, Thomas 3-24, Dillard 1-12, Jones-Drew 1-11, Hill 1-5 (1 TD)
TEXANS RECEIVING: Walter 5-70, Daniels 4-60, Jones 3-59, Dreessen 2-19 (1 TD), Foster 1-12, Mason 1-5
SACKS: Jaguars 2 (Mosley 1.0, Session 1.0), Texans 1 (Reed 1.0)
INTERCEPTIONS: Jaguars 0, Texans 2 (Allen 1, Cushing 1)

Attendance: 71,412

Time: 3:13

68 degrees (roof open)





2011 GAME SUMMARIES

GAME 9 • JAGUARS 17, COLTS 3

NOVEMBER 13, 2011 • LUCAS OIL STADIUM, INDIANAPOLIS, IND.

JACKSONVILLE JAGUARS (3-6)	3	0	7	7	—	17
INDIANAPOLIS COLTS (0-10)	0	3	0	0	—	3

A strong performance by the Jacksonville defense, which included a season-high five sacks in addition to three takeaways, sparked a 17-3 divisional road win over the Colts in Indianapolis. Both offenses struggled in the first half, with each being intercepted on its first possession, but the Jaguars scored first on a 44-yard Josh Scobee field goal, his 15th consecutive to start the season, to cap an eight-play drive on Jacksonville's third possession. Indianapolis responded on its ensuing eight-play drive with Adam Vinatieri booting a 42-yard field goal to make it 3-3 at the beginning of the second quarter. After each team punted three times in the quarter Scobee had a chance to post a halftime lead but his 45-yard field goal try was wide right, marking his first miss of the season and leaving a 3-3 halftime score. The Jaguars dominated the third quarter with an 11:36 to 3:24 possession time advantage due to a 16-play, 86-yard drive that took 9:40 and ended with an 11-yard touchdown pass from Blaine Gabbert to Jarett Dillard for Dillard's first career touchdown. In the fourth period the Jaguars defense took over, forcing the Colts into an interception, a fumble and a failed fourth down on Indianapolis' three possessions. Paul Posluszny picked off Curtis Painter's final pass at the Jacksonville 21-yard line to halt a scoring threat. The Colts' next series began at their own 13-yard line and on the third play Jeremy Mincey sacked Dan Orlovsky and forced a fumble, which Tyson Alualu picked up and advanced to the Colts' eight. Three Maurice Jones-Drew runs produced a three-yard touchdown for a 17-3 Jaguars lead with 3:54 remaining. The Colts then drove to the Jacksonville 12-yard line in 10 plays but were stopped on downs. Jones-Drew finished with 114 rushing yards and topped 6,000 rushing yards for his career.

TEAM	Q	TIME	SCORING PLAY	DRIVE
Jax.	1	2:44	Scobee 44 field goal	8-35, 4:44
Ind.	2	14:20	Vinatieri 42 field goal	8-56, 3:24
Jax.	3	1:49	Dillard 11 pass from Gabbert (Scobee kick)	16-86, 9:40
Jax.	4	3:52	Jones-Drew 3 run (Scobee kick)	3-8, 0:56

TEAM STATISTICS

	JAGUARS	COLTS
First Downs (Run-Pass-Pen)	18 (9-8-1)	13 (2-8-3)
Total Yards-Plays-Avg.	251-64-3.9	212-57-3.7
Rushing Yards-Attempts-Avg.	141-41-3.4	84-23-3.7
Net Yards Passing (Sacked-Yds)	110 (2-8)	128 (5-33)
Att-Comp-Int	21-14-1	29-20-2
Third Down Conversions (Pct.)	6-15 (40%)	4-15 (27%)
Fourth Down Conversions (Pct.)	0-0 (0%)	0-1 (0%)
Punts-Avg.	6-38.7	6-41.0
Fumbles-Lost	0-0	2-1
Penalties-Yards	5-55	6-40
Time of Possession	35:21	24:39

INDIVIDUAL STATISTICS

JAGUARS RUSHING: Jones-Drew 25-114 (1 TD), Thomas 1-12, Gabbert 6-8, Karim 9-7
COLTS RUSHING: Brown 14-53, Garcon 1-18, Carter 6-14, Painter 2-(-1)
JAGUARS PASSING: Gabbert 21-14-118, 1 INT
COLTS PASSING: Painter 19-13-94, 2 INTs, Orlovsky 10-7-67
JAGUARS RECEIVING: West 3-39, Karim 3-25, Jones-Drew 3-23, Dillard 2-30 (1 TD), Potter 1-4, Thomas 1-1, Lewis 1-(-4)
COLTS RECEIVING: Tamme 6-75, Collie 4-31, Brown 4-12, Garcon 3-30, Wayne 3-13
SACKS: Jaguars 5 (Mincey 2.5, Chick 0.5, Collins 0.5, Landry 0.5, Posluszny 0.5, Smith 0.5), Colts 2 (Brayton 1.0, Mathis 1.0)
INTERCEPTIONS: Jaguars 2 (Coleman 1, Posluszny 1), Colts 1 (Powers 1)

Attendance: 64,619

Time: 2:44

62 degrees (roof closed)



GAME 10 • BROWNS 14, JAGUARS 10

NOVEMBER 20, 2011 • CLEVELAND BROWNS STADIUM, CLEVELAND, OHIO

JACKSONVILLE JAGUARS (3-7)	0	7	0	3	—	10
CLEVELAND BROWNS (4-6)	0	7	0	7	—	14

The Jaguars were unable to score a last-second game-winning touchdown despite having their last four plays from inside the Cleveland five-yard line after marching 70 yards in 14 plays in the final 2:49. An even first half ended in a 7-7 tie with each team scoring a touchdown and punting three times. Maurice Jones-Drew ran six yards to cap the Jaguars' second possession, an 18-play, 92-yard series that lasted 9:53. Cleveland responded with an 87-yard drive, capped by Chris Ogbonnaya's one-yard run after a pass interference penalty in the end zone gave Cleveland a first-and-goal at the one. The only turnover of the game was on Cleveland's first possession of the third quarter when Dawan Landry intercepted Colt McCoy at the Jaguar's three-yard line, which happened after the Browns had made a 40-yard field goal but accepted a penalty to continue the drive. The Browns took a 14-7 lead on their next series, however, moving 85 yards in 12 plays with McCoy hitting Joshua Cribbs with a three-yard touchdown pass. The Jaguars' ensuing possession got them within four points at 14-10 on Josh Scobee's 42-yard field goal which capped a 13-play drive. After Cleveland missed a 38-yard field goal attempt the Jaguars had the ball with 2:49 remaining and methodically moved to the Cleveland five with 41 seconds left and one timeout. Jones-Drew ran for three yards and one yard before the Jaguars' final timeout with eight second left. A Blaine Gabbert pass to Jason Hill was incomplete in the end zone, and on the final play Gabbert threw to Mike Thomas but the pass fell incomplete. Ogbonnaya, who was replacing the Browns' top two running backs, ran for 98 yards in the second half to finish with 115 while Jones-Drew was held to 87 yards on 21 carries. Brad Meester tied the Jaguars franchise record, held by Jimmy Smith, by playing in the 171st game of his career.

TEAM	Q	TIME	SCORING PLAY	DRIVE
Jax.	2	10:50	Jones-Drew 6 run (Scobee kick)	18-92, 9:53
Cle.	2	3:21	Ogbonnaya 1 run (Dawson kick)	8-87, 4:32
Cle.	4	12:15	Cribbs 3 pass from McCoy (Dawson kick)	12-85, 6:22
Jax.	4	5:39	Scobee 42 field goal	13-56, 6:36

TEAM STATISTICS

	JAGUARS	BROWNS
First Downs (Run-Pass-Pen)	23 (10-9-4)	20 (6-10-4)
Total Yards-Plays-Avg.	303-71-4.3	334-54-6.2
Rushing Yards-Attempts-Avg.	108-29-3.7	148-28-5.3
Net Yards Passing (Sacked-Yds)	195 (1-15)	186 (2-13)
Att-Comp-Int	41-22-0	24-17-1
Third Down Conversions (Pct.)	7-15 (47%)	4-10 (40%)
Fourth Down Conversions (Pct.)	0-0 (0%)	0-0 (0%)
Punts-Avg.	5-40.6	3-36.0
Fumbles-Lost	1-0	0-0
Penalties-Yards	9-81	9-70
Time of Possession	30:53	29:07

INDIVIDUAL STATISTICS

JAGUARS RUSHING: Jones-Drew 21-87 (1 TD), Gabbert 2-10, Owens 2-10, Karim 4-1
BROWNS RUSHING: Ogbonnaya 21-115 (1 TD), McCoy 5-27, Clayton 1-4, Cribbs 1-2
JAGUARS PASSING: Gabbert 41-22-210
BROWNS PASSING: McCoy 24-17-199, 1 TD, 1 INT
JAGUARS RECEIVING: Lewis 7-64, Jones-Drew 4-31, Hill 3-49, Dillard 3-29, Thomas 3-23, West 2-14
BROWNS RECEIVING: Little 5-59, Cribbs 3-20 (1 TD), Ogbonnaya 2-19, Massaquoi 2-19, Watson 2-18, Marecic 2-13, Norwood 1-51
SACKS: Jaguars 2 (Allen 0.5, Alualu 0.5, Posluszny 0.5, Roth 0.5), Browns 1 (Sheard 1.0)
INTERCEPTIONS: Jaguars 1 (Landry 1), Browns 0

Attendance: 63,498

Time: 2:56

57 degrees





2011 GAME SUMMARIES

GAME 11 • TEXANS 20, JAGUARS 13 NOVEMBER 27, 2011 • EVERBANK FIELD, JACKSONVILLE, FLA.

HOUSTON TEXANS (8-3)	7	13	0	0	—	20
JACKSONVILLE JAGUARS (3-8)	7	3	0	3	—	13

The Jaguars defense scored a touchdown on its opening series of the game but the offense managed just six points in Houston's 20-13 win that eliminated the Jaguars from contention in the division. The teams combined for 19 punts and were just seven of 34 on third down. On the Texans' second play from scrimmage Arian Foster fumbled when hit by Paul Posluszny, and Ashton Youboty, making his first start in only his second game as a Jaguar, scooped the ball and scored from 38 yards out to give Jacksonville a 7-0 lead. Two possessions later Houston evened the score on a one-yard Foster run to cap a 67-yard drive. The Jaguars' best drive of the day came in the second quarter, a 10-play, 77-yard series to the Houston three, but a 21-yard Josh Scobee field goal was the result for a 10-7 lead. Houston then took command of the game with three straight scores. The Texans' first lead followed a 42-yard punt return by Jacoby Jones to the Jacksonville 26, setting up a 20-yard touchdown pass from Matt Lienart to Joel Dreessen. Three plays later Blaine Gabbert was intercepted by Johnathan Joseph, and his 29-yard return set the Texans up at the Jacksonville 34. Houston took advantage with a 53-yard Neil Rackers field goal, and after a Scobee miss from 55 yards Rackers tacked on a 33-yarder to close out the first half with Houston holding a 20-10 lead. The Texans were forced to punt on their next seven possessions as T.J. Yates took over for the injured Leinart, but Jacksonville was forced to punt on its next five. The Jaguars narrowed the score to 20-13 with 4:19 left in the fourth quarter on Scobee's 33-yard field goal as Luke McCown replaced Gabbert for the last two possessions. On their final series the Jaguars advanced to the Houston 40 on McCown's 25-yard completion to Mercedes Lewis on third-and-27, but McCown's fourth-down pass to Mike Thomas fell incomplete.

TEAM	Q	TIME	SCORING PLAY	DRIVE
Jax.	1	13:38	Youboty 38 fumble return (Scobee kick)	---
Hou.	1	6:15	Foster 1 run (Rackers kick)	8-67, 3:59
Jax.	2	10:41	Scobee 21 field goal	10-77, 4:49
Hou.	2	6:24	Dreessen 20 pass from Leinart (Rackers kick)	2-26, 0:49
Hou.	2	4:13	Rackers 53 field goal	4-(-1), 1:37
Hou.	2	0:02	Rackers 33 field goal	10-40, 1:43
Jax.	4	4:15	Scobee 35 field goal	8-50, 2:48

TEAM STATISTICS

	TEXANS	JAGUARS
First Downs (Run-Pass-Pen)	9 (5-4-0)	14 (4-7-3)
Total Yards-Plays-Avg.	215-59-3.6	255-71-3.6
Rushing Yards-Attempts-Avg.	88-31-2.8	105-24-4.4
Net Yards Passing (Sacked-Yds)	127 (0-0)	150 (7-48)
Att-Comp-Int	28-18-0	40-20-1
Third Down Conversions (Pct.)	2-15 (13%)	5-19 (26%)
Fourth Down Conversions (Pct.)	0-0 (0%)	0-1 (0%)
Punts-Avg.	10-43.6	9-42.2
Fumbles-Lost	3-1	1-0
Penalties-Yards	7-80	4-30
Time of Possession	28:21	31:39

INDIVIDUAL STATISTICS

JAGUARS RUSHING: Jones-Drew 18-99, McCown 1-9, Gabbert 1-1, Karim 2-(-2), Owens 2-(-2)
TEXANS RUSHING: Foster 22-65 (1 TD), Tate 5-26, Yates 4-(-3)
JAGUARS PASSING: Gabbert 29-13-136, 1 INT, McCown 11-7-62
TEXANS PASSING: Yates 15-8-70, Leinart 13-10-57, 1 TD
JAGUARS RECEIVING: Jones-Drew 4-67, Lewis 4-47, Dillard 3-30, Hill 3-12, Thomas 2-11, Karim 2-0, Shorts 1-25, Owens 1-6
TEXANS RECEIVING: Foster 7-24, Daniels 4-31, Johnson 2-22, Walter 2-15, Dreessen 1-20 (1 TD), Jones 1-10, Casey 1-5
SACKS: Jaguars 0, Texans 7 (Barwin 4.0, Watt 2.0, Reed 1.0)
INTERCEPTIONS: Jaguars 0, Texans 1 (Joseph 1)

Attendance: 62,004 Time: 3:02 75 degrees



GAME 12 • CHARGERS 38, JAGUARS 14 DECEMBER 5, 2011 • EVERBANK FIELD, JACKSONVILLE, FLA.

SAN DIEGO CHARGERS (5-7)	10	14	7	7	—	38
JACKSONVILLE JAGUARS (3-9)	0	14	0	0	—	14

In their first game under interim head coach Mel Tucker the Jaguars battled back from an early 10-0 deficit to take a 14-10 second-quarter lead, but San Diego took over with three consecutive touchdown drives to post a 38-14 win. The Chargers scored on their first two possessions and five of their first six, with Mike Tolbert's 13-yard run capping the first, an 11-play, 70-yard drive. A 29-yard Nick Novak field goal made it 10-0 in the first quarter before the Jaguars put together back-to-back touchdown drives in the second. Blaine Gabbert threw nine yards to Maurice Jones-Drew for the Jaguars' first score to cap a 12-play, 79-yard drive, and followed that with a five-yard touchdown pass to Cecil Shorts to finish a 70-yard drive. At that point the Jaguars led 14-10 with just 2:32 left in the first half, but San Diego scored twice within 1:10 to take a 24-14 halftime lead. A 22-yard touchdown pass from Philip Rivers to Vincent Brown was followed by a Gabbert interception with 53 seconds left in the first half. Three plays later Rivers hit Vincent Jackson with a 35-yard scoring pass. In the second half San Diego kept going, scoring on the first possession when Rivers hit Malcolm Floyd with a 52-yard bomb to finish an 80-yard drive. The Chargers' final score was set up by a bad snap from field goal formation, which gave San Diego possession at the Jacksonville 31. The next play was Rivers' third touchdown pass of the night, a 31-yarder to Ryan Mathews. The Jaguars were playing their second Monday night game of the season and the first of three games scheduled over ten days. Maurice Jones-Drew finished with 97 rushing yards and 188 combined yards. His touchdown was the 69th of his career, tying Jimmy Smith for second in team history behind Fred Taylor's team-record 70.

TEAM	Q	TIME	SCORING PLAY	DRIVE
S.D.	1	6:51	Tolbert 13 run (Novak kick)	11-70, 6:05
S.D.	1	0:41	Novak 29 field goal	8-52, 4:37
Jax.	2	7:55	Jones-Drew 9 pass from Gabbert (Scobee kick)	12-79, 7:46
Jax.	2	2:32	Shorts 5 pass from Gabbert (Scobee kick)	7-70, 3:42
S.D.	2	1:26	Brown 22 pass from Rivers (Novak kick)	8-68, 1:06
S.D.	2	0:16	Jackson 35 pass from Rivers (Novak kick)	3-59, 0:37
S.D.	3	12:04	Floyd 52 pass from Rivers (Novak kick)	5-80, 2:56
S.D.	4	10:48	Mathews 31 run (Novak kick)	1-31, 0:09

TEAM STATISTICS

	CHARGERS	JAGUARS
First Downs (Run-Pass-Pen)	19 (7-12-0)	17 (6-11-0)
Total Yards-Plays-Avg.	433-54-8.0	306-66-4.6
Rushing Yards-Attempts-Avg.	139-26-5.3	129-31-4.2
Net Yards Passing (Sacked-Yds)	294 (0-0)	177 (2-18)
Att-Comp-Int	28-22-0	33-19-1
Third Down Conversions (Pct.)	4-10 (40%)	9-16 (56%)
Fourth Down Conversions (Pct.)	0-0 (0%)	0-2 (0%)
Punts-Avg.	4-44.8	5-43.4
Fumbles-Lost	0-0	2-0
Penalties-Yards	6-55	3-26
Time of Possession	28:17	31:43

INDIVIDUAL STATISTICS

JAGUARS RUSHING: Jones-Drew 20-97, Gabbert 6-19, Owens 2-11, D. Harris 2-2, N. Harris 1-0
CHARGERS RUSHING: Mathews 13-112 (1 TD), Tolbert 6-24 (1 TD), Brinkley 3-5, Hester 1-1, Volek 3-(-3)
JAGUARS PASSING: Gabbert 33-19-195, 2 TDs, 1 INT
CHARGERS PASSING: Rivers 28-22-294, 3 TDs
JAGUARS RECEIVING: Jones-Drew 6-91 (1 TD), Lewis 3-27, Potter 3-24, Thomas 2-21, Dillard 2-14, Whipper 1-17, Shorts 1-5 (1 TD), Owens 1-(-4)
CHARGERS RECEIVING: Gates 6-70, Floyd 4-108 (1 TD), Jackson 4-72 (1 TD), Mathews 3-2, McMichael 2-13, Brown 1-22 (1 TD), Crayton 1-5, Hester 1-2
SACKS: Jaguars 0, Chargers 2 (Harris 1.0, Thomas 1.0)
INTERCEPTIONS: Jaguars 0, Chargers 1 (Weddle 1)

Attendance: 62,743 Time: 2:53 67 degrees





2011 GAME SUMMARIES

GAME 13 • JAGUARS 41, BUCCANEERS 14
DECEMBER 11, 2011 • EVERBANK FIELD, JACKSONVILLE, FLA.

TAMPA BAY BUCCANEERS (4-9)	7	7	0	0	—	14
JACKSONVILLE JAGUARS (4-9)	0	28	0	13	—	41

A team-record seven takeaways and career-best four touchdowns by Maurice Jones-Drew sparked a come-from-behind 41-14 win over Tampa Bay to snap a three-game losing streak and give interim head coach Mel Tucker his first victory. Jones-Drew also broke Fred Taylor's team record for career touchdowns, finishing the day with 73 to top Taylor's long-standing mark of 70. The Jaguars fell behind 14-0 early on a LeGarrette Blount one-yard run and a Josh Freeman 13-yard run, which gave the Buccaneers a 14-0 lead 51 seconds into the second quarter. The Jaguars took over from there, scoring four touchdowns in the second quarter with one each by special teams and the defense and two on offense. Montell Owens forced Preston Parker to fumble a punt at the Tampa Bay 20, and Colin Cloherty scooped the ball at the eight and scored for the first touchown. A 62-yard completion from Blaine Gabbert to Mercedes Lewis on the next series set up the Jaguars at the Tampa Bay two-yard line, and Jones-Drew scored on a one-yard run. The defense scored next when Daryl Smith sacked Freeman at the Tampa Bay one and forced a fumble, which Nate Collins recovered in the end zone. Gabbert closed the quarter with a five-yard touchdown pass to Jones-Drew to make it 28-14 at the half. The Jaguars got two more takeaways in the third quarter — a Paul Posluszny interception and a Jeremy Mincey fumble recovery — before scoring twice more in the fourth with Jones-Drew catching another five-yard touchdown pass and running for another one-yard touchdown. Rookie cornerback Kevin Rutland then got the seventh takeaway to close out the game. The Jaguars posted season-highs in points, offensive yards and passing yards, while Jones-Drew extended his NFL rushing lead to 50 yards through 13 games.

TEAM	Q	TIME	SCORING PLAY	DRIVE
T.B.	1	9:24	Blount 1 run (Barth kick)	10-80, 5:36
T.B.	2	14:09	Freeman 13 run (Barth kick)	6-52, 3:02
Jax.	2	7:36	Cloherty 8 fumble return (Scobee kick)	---
Jax.	2	2:05	Jones-Drew 1 run (Scobee kick)	4-77, 2:27
Jax.	2	1:53	Collins fumble recovery in end zone (Scobee kick)	---
Jax.	2	0:04	Jones-Drew 5 pass from Gabbert (Scobee kick)	9-49, 0:58
Jax.	4	10:22	Jones-Drew 5 pass from Gabbert (Scobee kick)	10-74, 5:31
Jax.	4	2:31	Jones-Drew 1 run (run failed)	9-55, 4:55

TEAM STATISTICS

	BUCCANEERS	JAGUARS
First Downs (Run-Pass-Pen)	15 (7-7-1)	21 (7-10-4)
Total Yards-Plays-Avg.	280-59-4.7	325-67-4.9
Rushing Yards-Attempts-Avg.	110-24-4.6	116-33-3.5
Net Yards Passing (Sacked-Yds)	170 (3-14)	209 (1-8)
Att-Comp-Int	32-17-3	33-19-2
Third Down Conversions (Pct.)	3-11 (27%)	5-15 (33%)
Fourth Down Conversions (Pct.)	1-2 (50%)	0-0 (0%)
Punts-Avg.	5-37.8	7-41.4
Fumbles-Lost	6-4	2-0
Penalties-Yards	12-97	8-80
Time of Possession	27:11	32:49

INDIVIDUAL STATISTICS

JAGUARS RUSHING: Jones-Drew 27-85 (2 TDs), D. Harris 1-24, Bolen 1-10, Gabbert 4-(-3)
BUCCANEERS RUSHING: Blount 18-74 (1 TD), Freeman 4-26 (1 TD), Madu 1-6, Lumpkin 1-4
JAGUARS PASSING: Gabbert 33-19-217, 2 TDs, 2 INTs
BUCCANEERS PASSING: Freeman 30-16-181, 2 INTs, Johnson 2-1-3, 1 INT
JAGUARS RECEIVING: Jones-Drew 6-51 (2 TDs), Dillard 5-45, Osgood 3-23, Lewis 2-77, West 2-19, Thomas 1-2
BUCCANEERS RECEIVING: Williams 3-35, Parker 3-35, Briscoe 3-20, Winslow 2-38, Lumpkin 2-18, Lorig 1-22, Benn 1-7, Blount 1-6, Madu 1-3
SACKS: Jaguars 3 (Alualu 1.0, Coleman 1.0, Smith 1.0), Buccaneers 1 (Clayborn 1.0)
INTERCEPTIONS: Jaguars 3 (Posluszny 1, Rutland 1, Youboty 1), Buccaneers 2 (Barber 1, Foster 1)

Attendance: 62,562

Time: 3:11

58 degrees

GAME 14 • FALCONS 41, JAGUARS 14
DECEMBER 15, 2011 • GEORGIA DOME, ATLANTA, GA.

JACKSONVILLE JAGUARS (4-10)	0	0	7	7	—	14
ATLANTA FALCONS (9-5)	10	17	14	0	—	41

Playing for the third time in 11 days, the Jaguars fell behind early for the third straight game but were unable to overcome four turnovers in a 41-14 loss in Atlanta. The Falcons scored on their first two possessions and five of seven in the first half, while Jacksonville's five first-half possessions resulted in four punts and a lost fumble. Matt Ryan threw touchdown passes of 29 yards to Julio Jones and six yards to Roddy White, while Michael Turner scored on a five-yard run and Matt Bryant kicked field goals of 33 and 31 yards for a 27-0 halftime lead as Atlanta scored on its first four red zone drives. In the second half Atlanta added two more quick touchdowns, with Corey Peters taking a Blaine Gabbert fumble 13 yards for a score and then Ryan hitting White with a 29-yard touchdown pass to make it 41-0 in the middle of the third quarter. White finished with 10 receptions for 135 yards and two touchdowns. The Jaguars finally scored in the third quarter when Kassim Osgood blocked a Matt Boshier punt and backup tight end Zach Potter picked up the ball and ran 46 yards to the end zone. Jacksonville scored on its final possession when Gabbert threw 16 yard to Chastin West with 59 seconds remaining. The Jaguars lost a season-high three fumbles, with one on a punt return by Jarett Dillard and two on sacks of Gabbert, which the Falcons turned into 17 points. Maurice Jones-Drew was the Jaguars' lone bright spot as he rushed for 112 yards on 17 carries. The 41 points were the most allowed by Jacksonville all season, while the team posted season-lows with just 46 offensive plays and a possession time of 21:29. Shahid Khan was on hand for his first game following the NFL owners' unanimous vote the day before to approve his purchase of the team.

TEAM	Q	TIME	SCORING PLAY	DRIVE
Atl.	1	10:51	Jones 29 pass from Ryan (Bryant kick)	7-75, 4:09
Atl.	1	3:18	Bryant 33 field goal	9-43, 5:33
Atl.	2	13:03	Turner 5 run (Bryant kick)	1-5, 0:04
Atl.	2	1:49	White 6 pass from Ryan (Bryant kick)	9-72, 3:55
Atl.	2	0:00	Bryant 31 field goal	4-6, 0:46
Atl.	3	13:33	Peters 13 fumble return (Bryant kick)	---
Atl.	3	6:38	White 29 pass from Ryan (Bryant kick)	8-79, 5:07
Jax.	3	2:12	Potter 46 return of blocked punt (Scobee kick)	---
Jax.	4	0:59	West 16 pass from Gabbert (Scobee kick)	10-85, 2:14

TEAM STATISTICS

	JAGUARS	FALCONS
First Downs (Run-Pass-Pen)	12 (4-8-0)	20 (6-13-1)
Total Yards-Plays-Avg.	207-46-4.5	373-68-5.5
Rushing Yards-Attempts-Avg.	116-19-6.1	97-35-2.8
Net Yards Passing (Sacked-Yds)	91 (5-50)	276 (1-4)
Att-Comp-Int	22-12-1	32-24-0
Third Down Conversions (Pct.)	3-10 (30%)	6-15 (40%)
Fourth Down Conversions (Pct.)	0-0 (0%)	0-1 (0%)
Punts-Avg.	7-43.4	5-40.8
Fumbles-Lost	3-3	0-0
Penalties-Yards	5-40	4-31
Time of Possession	21:29	38:31

INDIVIDUAL STATISTICS

JAGUARS RUSHING: Jones-Drew 17-112, Gabbert 1-5, D. Harris 1-(-1)
FALCONS RUSHING: Turner 19-61 (1 TD), Snelling 5-22, Rodgers 8-10, Jones 1-6, Redman 2-(-2)
JAGUARS PASSING: Gabbert 22-12-141, 1 TD, 1 INT
FALCONS PASSING: Ryan 26-19-224, 3 TDs, Redman 6-5-56
JAGUARS RECEIVING: West 3-38 (1 TD), Lewis 3-30, Price 2-39, Dillard 2-12, Cloherty 1-21, Jones-Drew 1-1
FALCONS RECEIVING: White 10-135 (2 TDs), Jones 5-85 (1 TD), Snelling 4-26, Turner 2-4, Gonzalez 1-14, Douglas 1-12, Rodgers 1-4
SACKS: Jaguars 1 (Mincey 1.0), Falcons 5 (Abraham 3.5, Biermann 1.0, Edwards 0.5)
INTERCEPTIONS: Jaguars 0, Falcons 1 (DeCoud 1)

Attendance: 68,856

Time: 2:48

60 degrees (indoors)





2011 GAME SUMMARIES

GAME 15 • TITANS 23, JAGUARS 17
DECEMBER 24, 2011 • LP FIELD, NASHVILLE, TENN.

JACKSONVILLE JAGUARS (4-11)	7	3	0	7	—	17
TENNESSEE TITANS (8-7)	10	7	3	3	—	23

Maurice Jones-Drew pounded out 103 rushing yards on 24 carries but the Titans' Matt Hasselbeck attacked a depleted Jaguars secondary with 342 net passing yards, the most allowed by the Jacksonville defense all season, including 169 to tight end Jared Cook en route to a 23-17 Tennessee win. The Titans scored on three consecutive possessions in the first half with a 51-yard Rob Bironas field goal, a 55-yard touchdown pass from Hasselbeck to Cook, and a Jamie Harper one-yard run. Jones-Drew's 10-yard touchdown run at the end of the first quarter made it 10-7 before Harper's score, and Josh Scobee's 39-yard field goal at the end of the second quarter made it 17-10 at halftime. Bironas booted another 51-yard field goal in the third quarter to extend Tennessee's lead to 20-10, and his 35-yarder in the fourth made it 23-10. The Jaguars defense got two turnovers in the fourth quarter, the first an interception by Morgan Trent which he returned to the Tennessee 18-yard line. But three plays later Blaine Gabbert's pass into the end zone was tipped and intercepted to thwart a scoring opportunity. On the Titans' next series C.J. Mosley forced a fumble which Dawan Landry recovered at the Tennessee 35. Gabbert then marched the offense 10 plays and narrowed the score to 23-17 on Greg Jones' one-yard touchdown run with 3:41 remaining. Needing a stop to get the ball back, the Jaguars used all three timeouts but Cook made a 29-yard reception on third-and-five to extend the Titan's final possession and run out the clock. Jones-Drew, who scored his 62nd career rushing touchdown to tie Fred Taylor's team record, extended his NFL rushing lead to 128 yards ahead of LeSean McCoy going into the season's final weekend.

TEAM	Q	TIME	SCORING PLAY	DRIVE
Ten.	1	7:05	Bironas 51 field goal	5-24, 1:48
Ten	1	4:39	Cook 55 pass from Hasselbeck (Bironas kick)	1-55, 0:07
Jax.	1	0:19	Jones-Drew 10 run (Scobee kick)	8-82, 4:20
Ten.	2	12:03	Harper 1 run (Bironas kick)	7-76, 3:16
Jax.	2	0:31	Scobee 39 field goal	12-43, 1:53
Ten	3	6:16	Bironas 51 field goal	7-33, 3:22
Ten	4	12:29	Bironas 35 field goal	7-63, 2:19
Jax.	4	3:41	Jones 1 run (Scobee kick)	10-35, 1:57

TEAM STATISTICS

	JAGUARS	TITANS
First Downs (Run-Pass-Pen)	18 (6-12-0)	20 (3-14-3)
Total Yards-Plays-Avg.	300-71-4.2	407-66-6.2
Rushing Yards-Attempts-Avg.	113-28-4.0	65-25-2.6
Net Yards Passing (Sacked-Yds)	187 (1-11)	342 (1-8)
Att-Comp-Int	42-21-1	40-24-2
Third Down Conversions (Pct.)	5-18 (28%)	3-12 (25%)
Fourth Down Conversions (Pct.)	2-3 (67%)	0-0 (0%)
Punts-Avg.	9-45.1	4-43.0
Fumbles-Lost	0-0	1-1
Penalties-Yards	6-28	0-0
Time of Possession	29:01	30:59

INDIVIDUAL STATISTICS

JAGUARS RUSHING: Jones-Drew 24-103 (1 TD), D. Harris 2-5, Gabbert 1-4, G. Jones 1-1 (1 TD)
TITANS RUSHING: Johnson 15-56, Harper 4-6 (1 TD), Hasselbeck 5-2, Hall 1-1
JAGUARS PASSING: Gabbert 42-21-198, 1 INT
TITANS PASSING: Hasselbeck 40-24-350, 1 TD, 2 INTs
JAGUARS RECEIVING: Jones-Drew 6-21, Dillard 5-61, Thomas 3-26, Cloherty 2-33, G. Jones 2-9, Potter 1-22, West 1-14, Lewis 1-12
TITANS RECEIVING: Cook 8-169 (1 TD), Williams 8-83, Washington 4-71, Hawkins 2-5, Stevens 1-17, Harper 1-5
SACKS: Jaguars 1 (Douzable 1.0), Titans 1 (Klug 1.0)
INTERCEPTIONS: Jaguars 2 (Mincey 1, Trent 1), Titans 1 (Griffin 1)

Attendance: 69,143

Time: 3:08

44 degrees

GAME 16 • JAGUARS 19, COLTS 13
JANUARY 1, 2012 • EVERBANK FIELD, JACKSONVILLE, FLA.

INDIANAPOLIS COLTS (2-14)	0	3	3	7	—	13
JACKSONVILLE JAGUARS (5-11)	7	3	6	3	—	19

Maurice Jones-Drew saved his best for last, rushing for a season-high 169 yards to lead a 19-13 win vs. Indianapolis, claiming the NFL rushing title in the process while also breaking the team record for single season rushing yards. The Jaguars took command early, driving on their first possession to the Colts' one-yard line in 12 plays before being stopped on fourth down. After a three-and-out the Jaguars offense was back on the field and this time Blaine Gabbert finished the drive with a 23-yard touchdown pass to Chastin West. From there Josh Scobee accounted for the rest of Jacksonville's points by making all four of his field goal tries from 25, 32, 47 and 39 yards. The Jaguars held a 19-6 lead with 6:30 left in the game, but Indianapolis moved 82 yards on seven completions by Dan Orlovsky to make it 19-13 on Austin Collie's 12-yard touchdown catch with 3:22 remaining. The Jaguars then picked up two first downs on Jones-Drew runs to expire the clock. Jones-Drew, who had 84 rushing yards in the first half and 85 in the second, finished with 1,606 yards for the season and a 242-yard cushion over Baltimore's Ray Rice. Jones-Drew broke Fred Taylor's franchise record for rushing yards in a season on his first carry of the second half, a 56-yard burst that was his longest run since 2009. Jeremy Mincey turned in two-and-a-half sacks for the second time in two games vs. Indianapolis, adding two forced fumbles and finishing the season with a team-leading eight sacks, the most by a Jaguar since 2006. Mel Tucker finished with a 2-3 record as interim head coach. Wayne and Delores Weaver, witnessing their final game as Jaguars owners, were inducted into the Pride of the Jaguars at halftime.

TEAM	Q	TIME	SCORING PLAY	DRIVE
Jax.	1	3:10	West 23 pass from Gabbert (Scobee kick)	6-35, 3:19
Ind.	2	12:03	Vinatieri 48 field goal	14-54, 6:07
Jax.	2	1:01	Scobee 25 field goal	9-61, 4:49
Ind.	3	9:07	Vinatieri 20 field goal	13-78, 5:53
Jax.	3	7:33	Scobee 32 field goal	5-57, 1:34
Jax.	3	5:47	Scobee 47 field goal	4-(-10), 0:48
Jax.	4	6:30	Scobee 39 field goal	7-25, 4:08
Ind.	4	3:32	Collie 12 pass from Orlovsky (Vinatieri kick)	8-82, 3:08

TEAM STATISTICS

	COLTS	JAGUARS
First Downs (Run-Pass-Pen)	19 (2-17-0)	15 (9-4-2)
Total Yards-Plays-Avg.	298-65-4.6	261-57-4.6
Rushing Yards-Attempts-Avg.	56-22-2.5	190-35-5.4
Net Yards Passing (Sacked-Yds)	242 (3-22)	71 (3-21)
Att-Comp-Int	40-27-2	19-11-0
Third Down Conversions (Pct.)	6-14 (43%)	5-13 (38%)
Fourth Down Conversions (Pct.)	0-1 (0%)	0-1 (0%)
Punts-Avg.	3-45.3	2-43.5
Fumbles-Lost	2-1	1-1
Penalties-Yards	4-40	1-10
Time of Possession	29:12	30:48

INDIVIDUAL STATISTICS

JAGUARS RUSHING: Jones-Drew 25-169, D. Harris 3-12, Karim 2-6, Owens 1-3, Thomas 1-3, Gabbert 3-(-3)
COLTS RUSHING: Brown 8-24, Addai 8-19, Orlovsky 1-7, Carter 5-6
JAGUARS PASSING: Gabbert 19-11-92, 1 TD
COLTS PASSING: Orlovsky 40-27-264, 1 TD, 2 INTs
JAGUARS RECEIVING: Lewis 3-33, Osgood 2-19, West 1-23 (1 TD), Dillard 1-8, Jones-Drew 1-4, D. Harris 1-4, Cloherty 1-3, Thomas 1-(-2)
COLTS RECEIVING: Collie 9-96 (1 TD), Wayne 8-73, Clark 5-53, Garcon 2-22, Brown 2-15, Carter 1-5
SACKS: Jaguars 3 (Mincey 2.5, Selvie 0.5), Colts 3 (Freeny 1.0, Johnson 1.0, Mathis 1.0)
INTERCEPTIONS: Jaguars 2 (Allen 1, Trent 1), Colts 0

Attendance: 62,481

Time: 2:41

70 degrees





2011 PLAYER PARTICIPATION

Table with columns for player names and participation status (vs., at) for various teams (TEN, NYJ, CAR, NO, CIN, PIT, BAL, HOU, IND, CLE, HOU, SD, TB, ATL, TEN, IND) and Games/Starts.

POS=Started; P=Played; DNP=Did not play; ina=Inactive; ps=Practice squad; ---=Not on roster; IR=Injured Reserve



PRESEASON RESULTS

1995 (2-3)				2001 (2-2)				2007 (3-1)			
July 29	vs. Carolina (Canton, Ohio)	L 14-20	24,625	Aug. 10	CAROLINA	W 18-16	50,970	Aug. 11	at Miami	L 17-18	71,399
Aug. 4	at Miami	W 24-21	51,745	Aug. 16	at N.Y. Giants	L 5-27	77,004	Aug. 18	TAMPA BAY	W 31-19	66,944
Aug. 10	at Detroit	L 3-19	44,690	Aug. 23	KANSAS CITY	W 28-23	48,623	Aug. 23	at Green Bay	W 21-13	69,268
Aug. 18	ST. LOUIS	L 10-27	71,884	Aug. 30	at Dallas	L 17-27	35,228	Aug. 30	WASHINGTON	W 31-14	63,953
Aug. 25	DENVER	W 23-17	66,023								
1996 (2-2)				2002 (1-3)				2008 (3-1)			
Aug. 2	N.Y. GIANTS	L 17-24	67,675	Aug. 9	at Atlanta	L 13-23	43,264	Aug. 9	ATLANTA	W 20-17	63,914
Aug. 9	at St. Louis	L 10-17	55,626	Aug. 16	TAMPA BAY	L 0-20	47,036	Aug. 16	MIAMI	L 14-19	63,927
Aug. 18	SAN FRANCISCO	W 38-10	67,858	Aug. 23	at Chicago (Champaign, Ill.)	W 24-16	52,143	Aug. 23	at Tampa Bay	W 23-17	62,696
Aug. 23	at Denver	W 31-24	57,665	Aug. 29	DALLAS	L 25-28	48,809	Aug. 28	at Washington	W 24-3	59,076
1997 (4-0)				2003 (3-1)				2009 (1-3)			
Aug. 3	CAROLINA	W 23-9	67,280	Aug. 9	at Minnesota	W 16-14	63,370	Aug. 17	at Miami	L 9-12	60,637
Aug. 9	at N.Y. Giants	W 38-16	48,762	Aug. 15	MIAMI	W 27-23	49,751	Aug. 22	TAMPA BAY	L 23-24	42,177
Aug. 18	at San Francisco	W 28-20	50,346	Aug. 23	at Tampa Bay	L 6-10	65,266	Aug. 27	at Philadelphia	L 32-33	69,144
Aug. 22	ATLANTA	W 26-17	67,743	Aug. 28	WASHINGTON	W 17-15	44,314	Sept. 3	WASHINGTON	W 24-17	39,942
1998 (2-2)				2004 (3-1)				2010 (2-2)			
Aug. 8	at Carolina	L 27-30	62,925	Aug. 14	at Miami	L 5-16	67,978	Aug. 13	at Philadelphia	L 27-28	69,144
Aug. 14	N.Y. GIANTS	W 24-10	61,159	Aug. 20	TAMPA BAY	W 14-6	50,021	Aug. 21	MIAMI	L 26-27	62,044
Aug. 22	at Kansas City	L 21-22	71,079	Aug. 27	GREEN BAY	W 9-7	50,846	Aug. 28	at Tampa Bay	W 19-13	42,640
Aug. 27	DALLAS	W 42-20	71,526	Sept. 1	at New England	W 31-0	68,756	Sept. 2	ATLANTA	W 13-9	61,802
1999 (3-1)				2005 (2-2)				2011 (1-3)			
Aug. 13	CAROLINA	W 35-10	59,120	Aug. 13	MIAMI	W 27-17	64,072	Aug. 12	at New England	L 12-47	68,756
Aug. 21	at N.Y. Giants	L 20-27	43,699	Aug. 20	at Tampa Bay	W 20-17	64,089	Aug. 19	ATLANTA	W 15-13	60,815
Aug. 26	KANSAS CITY	W 31-6	56,932	Aug. 25	ATLANTA	L 7-23	60,596	Aug. 27	at Buffalo	L 33-35 (OT)	50,615
Sept. 2	at Dallas	W 27-6	58,872	Sept. 1	at Dallas	L 20-27	54,522	Sept. 1	ST. LOUIS	L 17-24	61,524
2000 (3-1)				2006 (3-1)							
Aug. 4	at Carolina	W 34-14	72,949	Aug. 12	at Miami	W 31-26	67,979				
Aug. 11	N.Y. GIANTS	W 16-13	62,370	Aug. 19	CAROLINA	L 10-17	64,073				
Aug. 19	at Kansas City	W 28-23	48,623	Aug. 26	TAMPA BAY	W 29-18	63,161				
Aug. 24	ATLANTA	L 20-31	55,946	Aug. 31	ATLANTA	W 20-17	70,616				

JAGUARS RECORD VS. PRESEASON OPPONENTS

(All-time record 40-29)

OPPONENT	W	L	T	PCT.	PTS.	OPP.	LAST
Atlanta	4	4	0	.500	134	150	2011
Buffalo	0	1	0	.000	33	35	2011
Carolina	4	3	0	.571	161	116	2006
Chicago	1	0	0	1.000	24	16	2002
Dallas	2	3	0	.400	131	108	2005
Denver	2	0	0	1.000	54	41	1996
Detroit	0	1	0	.000	3	19	1995
Green Bay	2	0	0	1.000	30	20	2007
Kansas City	3	1	0	.750	108	74	2001
Miami	4	5	0	.444	180	179	2010
Minnesota	1	0	0	1.000	16	14	2003
New England	1	1	0	.500	43	47	2011
New York Giants	3	3	0	.500	120	117	2001
Philadelphia	0	2	0	.000	59	61	2010
St. Louis	0	3	0	.000	37	68	2011
San Francisco	2	0	0	1.000	66	30	1997
Tampa Bay	6	3	0	.667	165	144	2010
Washington	4	0	0	1.000	96	49	2009



REGULAR SEASON RESULTS

1995 (4-12)

5th in AFC Central

Tom Coughlin, Head Coach

Sept. 3	HOUSTON	L 3-10	73,000
Sept. 10	at Cincinnati	L 17-24	48,318
Sept. 17	at N.Y. Jets	L 10-27	49,970
Sept. 24	GREEN BAY	L 14-24	66,744
Oct. 1	at Houston	W 17-16	36,346
Oct. 8	PITTSBURGH	W 20-16	72,042
Oct. 15	CHICAGO	L 27-30	72,020
Oct. 22	at Cleveland	W 23-15	64,405
Oct. 29	at Pittsburgh	L 7-24	54,516
Nov. 12	SEATTLE	L 30-47	71,290
Nov. 19	at Tampa Bay	L 16-17	71,629
Nov. 26	CINCINNATI	L 13-17	68,249
Dec. 3	at Denver	L 23-31	72,231
Dec. 10	INDIANAPOLIS	L 31-41	66,099
Dec. 17	at Detroit	L 0-44	70,204
Dec. 24	CLEVELAND	W 24-21	66,007

1996 (9-7, 2-1)

2nd in AFC Central

Tom Coughlin, Head Coach

Sept. 1	PITTSBURGH	W 24-9	70,210
Sept. 8	HOUSTON	L 27-34	66,468
Sept. 15	at Oakland	L 3-17	46,291
Sept. 22	at New England	L 25-28 (OT)	59,446
Sept. 29	CAROLINA	W 24-14	71,537
Oct. 6	at New Orleans	L 13-17	34,231
Oct. 13	N.Y. JETS	W 21-17	65,699
Oct. 20	at St. Louis	L 14-17	60,066
Oct. 27	at Cincinnati	L 21-28	45,890
Nov. 10	BALTIMORE	W 30-27	64,628
Nov. 17	at Pittsburgh	L 3-28	58,879
Nov. 24	at Baltimore	W 28-25 (OT)	57,384
Dec. 1	CINCINNATI	W 30-27	57,408
Dec. 8	at Houston	W 23-17	20,196
Dec. 15	SEATTLE	W 20-13	66,134
Dec. 22	ATLANTA	W 19-17	71,449

Wild Card Playoff

Dec. 28	at Buffalo	W 30-27	70,213
---------	------------	---------	--------

Divisional Playoff

Jan. 4	at Denver	W 30-27	75,678
--------	-----------	---------	--------

AFC Championship

Jan. 12	at New England	L 6-20	60,190
---------	----------------	--------	--------

1997 (11-5, 0-1)

2nd in AFC Central

Tom Coughlin, Head Coach

Aug. 31	at Baltimore	W 28-27	61,018
Sept. 7	N.Y. GIANTS	W 40-13	70,581
Sept. 22	PITTSBURGH	W 30-21	73,016
Sept. 28	at Washington	L 12-24	74,421
Oct. 5	CINCINNATI	W 21-13	67,128
Oct. 12	PHILADELPHIA	W 38-21	69,150
Oct. 19	at Dallas	L 22-26	64,464
Oct. 26	at Pittsburgh	L 17-23 (OT)	57,011
Nov. 2	at Tennessee	W 30-24	27,208
Nov. 9	KANSAS CITY	W 24-10	70,444
Nov. 16	TENNESSEE	W 17-9	70,070
Nov. 23	at Cincinnati	L 26-31	55,158
Nov. 30	BALTIMORE	W 29-27	63,712
Dec. 7	NEW ENGLAND	L 20-26	73,446
Dec. 14	at Buffalo	W 20-14	41,231
Dec. 21	at Oakland	W 20-9	40,032

Wild Card Playoff

Dec. 27	at Denver	L 17-42	74,481
---------	-----------	---------	--------

1998 (11-5, 1-1)

1st in AFC Central

Tom Coughlin, Head Coach

Sept. 6	at Chicago	W 24-23	55,614
Sept. 13	KANSAS CITY	W 21-16	69,821
Sept. 20	BALTIMORE	W 24-10	67,069
Sept. 27	at Tennessee	W 27-22	34,656
Oct. 12	MIAMI	W 28-21	74,051
Oct. 18	at Buffalo	L 16-17	77,635
Oct. 25	at Denver	L 24-37	75,217
Nov. 1	at Baltimore	W 45-19	68,915
Nov. 8	CINCINNATI	W 24-11	67,040
Nov. 15	TAMPA BAY	W 29-24	72,974
Nov. 22	at Pittsburgh	L 15-30	59,124
Nov. 29	at Cincinnati	W 34-17	55,432
Dec. 6	DETROIT	W 37-22	70,717
Dec. 13	TENNESSEE	L 13-16	65,657
Dec. 20	at Minnesota	L 10-50	64,363
Dec. 28	PITTSBURGH	W 21-3	74,143

Wild Card Playoff

Jan. 3	NEW ENGLAND	W 25-10	71,139
--------	-------------	---------	--------

Divisional Playoff

Jan. 10	at N.Y. Jets	L 24-34	76,469
---------	--------------	---------	--------

1999 (14-2, 1-1)

1st in AFC Central

Tom Coughlin, Head Coach

Sept. 12	SAN FRANCISCO	W 41-3	68,678
Sept. 19	at Carolina	W 22-20	64,261
Sept. 26	TENNESSEE	L 19-20	61,502
Oct. 3	at Pittsburgh	W 17-3	57,308
Oct. 11	at N.Y. Jets	W 16-6	78,216
Oct. 17	CLEVELAND	W 24-7	62,047
Oct. 31	at Cincinnati	W 41-10	49,138
Nov. 7	at Atlanta	W 30-7	68,466
Nov. 14	BALTIMORE	W 6-3	67,391
Nov. 21	NEW ORLEANS	W 41-23	69,772
Nov. 28	at Baltimore	W 30-23	68,428
Dec. 2	PITTSBURGH	W 20-6	68,806
Dec. 13	DENVER	W 27-24	71,357
Dec. 19	at Cleveland	W 24-14	72,038
Dec. 26	at Tennessee	L 14-41	66,641
Jan. 2	CINCINNATI	W 24-7	70,532

Divisional Playoff

Jan. 15	MIAMI	W 62-7	75,173
---------	-------	--------	--------

AFC Championship

Jan. 23	TENNESSEE	L 14-33	75,206
---------	-----------	---------	--------

2000 (7-9)

4th in AFC Central

Tom Coughlin, Head Coach

Sept. 3	at Cleveland	W 27-7	72,418
Sept. 10	at Baltimore	L 36-39	68,843
Sept. 17	CINCINNATI	W 13-0	45,653
Sept. 25	at Indianapolis	L 14-43	56,816
Oct. 1	PITTSBURGH	L 13-24	64,351
Oct. 8	BALTIMORE	L 10-15	65,194
Oct. 16	at Tennessee	L 13-27	68,498
Oct. 22	WASHINGTON	L 16-35	69,061
Oct. 29	at Dallas	W 23-17 (OT)	63,554
Nov. 12	SEATTLE	L 21-28	68,063
Nov. 19	at Pittsburgh	W 34-24	50,925
Nov. 26	TENNESSEE	W 16-13	65,454
Dec. 3	CLEVELAND	W 48-0	51,262
Dec. 10	ARIZONA	W 44-10	53,472
Dec. 17	at Cincinnati	L 14-17	50,469
Dec. 23	at N.Y. Giants	L 25-28	77,924

2001 (6-10)

5th in AFC Central

Tom Coughlin, Head Coach

Sept. 9	PITTSBURGH	W 21-3	63,785
Sept. 23	TENNESSEE	W 13-6	65,994
Sept. 30	CLEVELAND	L 14-23	57,875
Oct. 7	at Seattle	L 15-24	54,524
Oct. 18	BUFFALO	L 10-13	58,893
Oct. 28	at Baltimore	L 17-18	69,439
Nov. 4	at Tennessee	L 24-28	68,798
Nov. 11	CINCINNATI	W 30-13	57,161
Nov. 18	at Pittsburgh	L 7-20	62,644
Nov. 25	BALTIMORE	L 21-24	53,530
Dec. 3	GREEN BAY	L 21-28	66,908
Dec. 9	at Cincinnati	W 14-10	44,920
Dec. 16	at Cleveland	W 15-10	72,818
Dec. 23	at Minnesota	W 33-3	64,150
Dec. 30	KANSAS CITY	L 26-30	59,396
Jan. 6	at Chicago	L 13-33	66,944

2002 (6-10)

3rd in AFC South

Tom Coughlin, Head Coach

Sept. 8	INDIANAPOLIS	L 25-28	56,595
Sept. 15	at Kansas City	W 23-16	77,934
Sept. 29	N.Y. JETS	W 28-3	55,670
Oct. 6	PHILADELPHIA	W 28-25	65,005
Oct. 13	at Tennessee	L 14-23	68,804
Oct. 20	at Baltimore	L 10-17	69,173
Oct. 27	HOUSTON	L 19-21	53,721
Nov. 3	at N.Y. Giants	L 17-24	78,337
Nov. 10	WASHINGTON	W 26-7	66,665
Nov. 17	at Houston	W 24-21	69,711
Nov. 24	at Dallas	L 19-21	62,204
Dec. 1	PITTSBURGH	L 23-25	55,260
Dec. 8	CLEVELAND	L 20-21	46,267
Dec. 15	at Cincinnati	W 29-15	42,092
Dec. 22	TENNESSEE	L 10-28	51,033
Dec. 29	at Indianapolis	L 13-20	56,755

2003 (5-11)

3rd in AFC South

Jack Del Rio, Head Coach

Sept. 7	at Carolina	L 23-24	72,134
Sept. 14	BUFFALO	L 17-38	58,613
Sept. 21	at Indianapolis	L 13-23	55,770
Sept. 28	at Houston	L 20-24	70,041
Oct. 5	SAN DIEGO	W 27-21	48,954
Oct. 12	MIAMI	L 10-24	66,437
Oct. 26	TENNESSEE	L 17-30	55,918
Nov. 2	at Baltimore	L 17-24	69,486
Nov. 9	INDIANAPOLIS	W 28-23	45,037
Nov. 16	at Tennessee	L 3-10	68,809
Nov. 23	at New York Jets	L 10-13	77,614
Nov. 30	TAMPA BAY	W 17-10	60,543
Dec. 7	HOUSTON	W 27-0	43,363
Dec. 14	at New England	L 13-27	68,436
Dec. 21	NEW ORLEANS	W 20-19	49,207
Dec. 28	at Atlanta	L 14-21	70,266



REGULAR SEASON RESULTS

2004 (9-7)

2nd in AFC South

Jack Del Rio, Head Coach

Sept. 12	at Buffalo	W 13-10	72,389
Sept. 19	DENVER	W 7-6	69,127
Sept. 26	at Tennessee	W 15-12	68,932
Oct. 3	INDIANAPOLIS	L 17-24	73,114
Oct. 10	at San Diego	L 21-34	52,101
Oct. 17	KANSAS CITY	W 22-16	66,413
Oct. 24	at Indianapolis	W 27-24	56,615
Oct. 31	at Houston	L 6-20	70,502
Nov. 14	DETROIT	W 23-17 (OT)	66,431
Nov. 21	TENNESSEE	L 15-18	69,703
Nov. 28	at Minnesota	L 16-27	64,004
Dec. 5	PITTSBURGH	L 16-17	76,877
Dec. 12	CHICAGO	W 22-3	67,572
Dec. 19	at Green Bay	W 28-25	78,836
Dec. 26	HOUSTON	L 0-21	66,227
Jan. 2	at Oakland	W 13-6	41,112

2005 (12-4, 0-1)

2nd in AFC South

Jack Del Rio, Head Coach

Sept. 11	SEATTLE	W 26-14	65,204
Sept. 18	at Indianapolis	L 3-10	56,460
Sept. 25	at N.Y. Jets	W 26-20 (OT)	77,422
Oct. 2	DENVER	L 7-20	66,045
Oct. 9	CINCINNATI	W 23-20	66,137
Oct. 16	at Pittsburgh	W 23-17 (OT)	63,891
Oct. 30	at St. Louis	L 21-24	65,251
Nov. 6	HOUSTON	W 21-14	64,613
Nov. 13	BALTIMORE	W 30-3	66,107
Nov. 20	at Tennessee	W 31-28	69,149
Nov. 27	at Arizona	W 24-17	39,198
Dec. 4	at Cleveland	W 20-14	70,941
Dec. 11	INDIANAPOLIS	L 18-26	67,164
Dec. 18	SAN FRANCISCO	W 10-9	64,764
Dec. 24	at Houston	W 38-20	70,025
Jan. 1	TENNESSEE	W 40-13	65,485

Wild Card Playoff

Jan. 7	at New England	L 3-28	68,756
--------	----------------	--------	--------

2006 (8-8)

3rd in AFC South

Jack Del Rio, Head Coach

Sept. 10	DALLAS	W 24-17	67,164
Sept. 18	PITTSBURGH	W 9-0	67,164
Sept. 24	at Indianapolis	L 14-21	57,041
Oct. 1	at Washington	L 30-36 (OT)	89,450
Oct. 8	N.Y. JETS	W 41-0	66,604
Oct. 22	at Houston	L 7-27	70,035
Oct. 29	at Philadelphia	W 13-6	69,249
Nov. 5	TENNESSEE	W 37-7	66,524
Nov. 12	HOUSTON	L 10-13	65,918
Nov. 20	N.Y. GIANTS	W 26-10	67,164
Nov. 26	at Buffalo	L 24-27	63,608
Dec. 3	at Miami	W 24-10	73,160
Dec. 10	INDIANAPOLIS	W 44-17	67,164
Dec. 17	at Tennessee	L 17-24	69,143
Dec. 24	NEW ENGLAND	L 21-24	67,164
Dec. 31	at Kansas City	L 30-35	77,500

2007 (11-5, 1-1)

2nd in AFC South

Jack Del Rio, Head Coach

Sept. 9	TENNESSEE	L 10-13	65,437
Sept. 16	ATLANTA	W 13-7	61,821
Sept. 23	at Denver	W 23-14	76,463
Oct. 7	at Kansas City	W 17-7	76,917
Oct. 14	HOUSTON	W 37-17	63,715
Oct. 22	INDIANAPOLIS	L 7-29	67,164
Oct. 28	at Tampa Bay	W 24-23	65,133
Nov. 4	at New Orleans	L 24-41	70,009
Nov. 11	at Tennessee	W 28-13	69,143
Nov. 18	SAN DIEGO	W 24-17	66,732
Nov. 25	BUFFALO	W 36-14	64,546
Dec. 2	at Indianapolis	L 25-28	57,302
Dec. 9	CAROLINA	W 37-6	66,090
Dec. 16	at Pittsburgh	W 29-22	58,793
Dec. 23	OAKLAND	W 49-11	66,905
Dec. 30	at Houston	L 28-42	70,660

Wild Card Playoff

Jan. 5	at Pittsburgh	W 31-29	63,629
--------	---------------	---------	--------

Divisional Playoff

Jan. 12	at New England	L 20-31	68,756
---------	----------------	---------	--------

2008 (5-11)

4th in AFC South

Jack Del Rio, Head Coach

Sept. 7	at Tennessee	L 10-17	69,143
Sept. 14	BUFFALO	L 16-20	65,167
Sept. 21	at Indianapolis	W 23-21	65,938
Sept. 28	HOUSTON	W 30-27 (OT)	64,061
Oct. 5	PITTSBURGH	L 21-26	65,908
Oct. 12	at Denver	W 24-17	75,674
Oct. 26	CLEVELAND	L 17-23	64,775
Nov. 2	at Cincinnati	L 19-21	64,238
Nov. 9	at Detroit	W 38-14	52,631
Nov. 16	TENNESSEE	L 14-24	65,258
Nov. 23	MINNESOTA	L 12-30	65,064
Dec. 1	at Houston	L 17-30	70,809
Dec. 7	at Chicago	L 10-23	61,736
Dec. 14	GREEN BAY	W 20-16	65,457
Dec. 18	INDIANAPOLIS	L 24-31	65,648
Dec. 28	at Baltimore	L 7-27	71,366

2009 (7-9)

4th in AFC South

Jack Del Rio, Head Coach

Sept. 13	at Indianapolis	L 12-14	65,757
Sept. 20	ARIZONA	L 17-31	46,520
Sept. 27	at Houston	W 31-24	70,083
Oct. 4	TENNESSEE	W 37-17	49,014
Oct. 11	at Seattle	L 0-41	67,228
Oct. 18	ST. LOUIS	W 23-20 (OT)	42,088
Nov. 1	at Tennessee	L 13-30	69,143
Nov. 8	KANSAS CITY	W 24-21	45,546
Nov. 15	at N.Y. Jets	W 24-22	76,313
Nov. 22	BUFFALO	W 18-15	47,757
Nov. 29	at San Francisco	L 3-20	69,732
Dec. 6	HOUSTON	W 23-18	42,079
Dec. 13	MIAMI	L 10-14	60,457
Dec. 17	INDIANAPOLIS	L 31-35	63,753
Dec. 27	at New England	L 7-35	68,756
Jan. 3	at Cleveland	L 17-23	66,935

2010 (8-8)

2nd in AFC South

Jack Del Rio, Head Coach

Sept. 12	DENVER	W 24-17	63,636
Sept. 19	at San Diego	L 13-38	62,691
Sept. 26	PHILADELPHIA	L 3-28	63,256
Oct. 3	INDIANAPOLIS	W 31-28	63,111
Oct. 10	at Buffalo	W 36-26	58,304
Oct. 18	TENNESSEE	L 3-30	63,625
Oct. 24	at Kansas City	L 20-42	69,105
Oct. 31	at Dallas	W 35-17	81,395
Nov. 14	HOUSTON	W 31-24	62,340
Nov. 21	CLEVELAND	W 24-20	62,254
Nov. 28	at N.Y. Giants	L 20-24	78,533
Dec. 5	at Tennessee	W 17-6	69,143
Dec. 12	OAKLAND	W 38-31	62,570
Dec. 19	at Indianapolis	L 24-34	67,147
Dec. 26	WASHINGTON	L 17-20 (OT)	63,470
Jan. 2	at Houston	L 17-34	71,023

2011 (5-11)

3rd in AFC South

Jack Del Rio, Head Coach (First 11 games)

Sept. 11	TENNESSEE	W 16-14	61,619
Sept. 18	at N.Y. Jets	L 3-32	78,834
Sept. 25	at Carolina	L 10-16	71,704
Oct. 2	NEW ORLEANS	L 10-23	62,471
Oct. 9	CINCINNATI	L 20-30	61,799
Oct. 16	at Pittsburgh	L 13-17	62,934
Oct. 24	BALTIMORE	W 12-7	62,976
Oct. 30	at Houston	L 14-24	71,412
Nov. 13	at Indianapolis	W 17-3	64,619
Nov. 20	at Cleveland	L 10-14	63,498
Nov. 27	HOUSTON	L 13-20	62,004
Dec. 5	SAN DIEGO	L 14-38	62,743
Dec. 11	TAMPA BAY	W 41-14	62,562
Dec. 15	at Atlanta	L 14-41	68,856
Dec. 24	at Tennessee	L 17-23	69,143
Jan. 1	INDIANAPOLIS	W 19-13	62,481





TEAM-BY-TEAM SERIES HISTORY

JAGUARS 2, ARIZONA 1

2000 — at Jacksonville 44, Arizona 10
2005 — Jacksonville 24, at Arizona 17
2009 — Arizona 31, at Jacksonville 17

JAGUARS 3, ATLANTA 2

1996 — at Jacksonville 19, Atlanta 17
1999 — Jacksonville 30, at Atlanta 7
2003 — at Atlanta 21, Jacksonville 14
2007 — at Jacksonville 13, Atlanta 7
2011 — at Atlanta 41, Jacksonville 14

JAGUARS 10, BALTIMORE 7

1996 — at Jacksonville 30, Baltimore 27
Jacksonville 28, at Baltimore 25 (OT)
1997 — Jacksonville 28, at Baltimore 27
at Jacksonville 29, Baltimore 27
1998 — at Jacksonville 24, Baltimore 10
Jacksonville 45, at Baltimore 19
1999 — at Jacksonville 6, Baltimore 3
Jacksonville 30, at Baltimore 23
2000 — at Baltimore 39, Jacksonville 36
Baltimore 15, at Jacksonville 10
2001 — at Baltimore 18, Jacksonville 17
Baltimore 24, at Jacksonville 21
2002 — at Baltimore 17, Jacksonville 10
2003 — at Baltimore 24, Jacksonville 17
2005 — at Jacksonville 30, Baltimore 3
2008 — at Baltimore 27, Jacksonville 7
2011 — at Jacksonville 12, Baltimore 7

JAGUARS 5, BUFFALO 5

1996 — **Jacksonville 30, at Buffalo 27 (WC)**
1997 — Jacksonville 20, at Buffalo 14
1998 — at Buffalo 17, Jacksonville 16
2001 — Buffalo 13, at Jacksonville 10
2003 — Buffalo 38, at Jacksonville 17
2004 — Jacksonville 13, at Buffalo 10
2006 — at Buffalo 27, Jacksonville 24
2007 — at Jacksonville 36, Buffalo 14
2008 — Buffalo 20, at Jacksonville 16
2009 — at Jacksonville 18, Buffalo 15
2010 — Jacksonville 36, at Buffalo 26

JAGUARS 3, CAROLINA 2

1996 — at Jacksonville 24, Carolina 14
1999 — Jacksonville 22, at Carolina 20
2003 — at Carolina 24, Jacksonville 23
2007 — at Jacksonville 37, Carolina 6
2011 — at Carolina 16, Jacksonville 10

CHICAGO 3, JAGUARS 2

1995 — Chicago 30, at Jacksonville 27
1998 — Jacksonville 24, at Chicago 23
2001 — at Chicago 33, Jacksonville 13
2004 — at Jacksonville 22, Chicago 3
2008 — at Chicago 23, Jacksonville 10

JAGUARS 11, CINCINNATI 7

1995 — at Cincinnati 24, Jacksonville 17
Cincinnati 17, at Jacksonville 13
1996 — at Cincinnati 28, Jacksonville 21
at Jacksonville 30, Cincinnati 27
1997 — at Jacksonville 21, Cincinnati 13
at Cincinnati 31, Jacksonville 26
1998 — at Jacksonville 24, Cincinnati 11
Jacksonville 34, at Cincinnati 17
1999 — Jacksonville 41, at Cincinnati 10
at Jacksonville 24, Cincinnati 7
2000 — at Jacksonville 13, Cincinnati 0
at Cincinnati 17, Jacksonville 14
2001 — at Jacksonville 30, Cincinnati 13
Jacksonville 14, at Cincinnati 10
2002 — Jacksonville 29, at Cincinnati 15
2005 — at Jacksonville 23, Cincinnati 20
2008 — at Cincinnati 21, Jacksonville 19
2011 — Cincinnati 30, at Jacksonville 20

JAGUARS 9, CLEVELAND 5

1995 — Jacksonville 23, at Cleveland 15
at Jacksonville 24, Cleveland 21
1999 — at Jacksonville 24, Cleveland 7
Jacksonville 24, at Cleveland 14
2000 — Jacksonville 27, at Cleveland 7
at Jacksonville 48, Cleveland 0
2001 — Cleveland 23, at Jacksonville 14
Jacksonville 15, at Cleveland 10
2002 — Cleveland 21, at Jacksonville 20
2005 — Jacksonville 20, at Cleveland 14
2008 — Cleveland 23, at Jacksonville 17
2009 — at Cleveland 23, Jacksonville 17
2010 — at Jacksonville 24, Cleveland 20
2011 — at Cleveland 14, Jacksonville 10

JAGUARS 3, DALLAS 2

1997 — at Dallas 26, Jacksonville 22
2000 — Jacksonville 23, at Dallas 17 (OT)
2002 — at Dallas 21, Jacksonville 19
2006 — at Jacksonville 24, Dallas 17
2010 — Jacksonville 35, at Dallas 17

JAGUARS 5, DENVER 3

1995 — at Denver 31, Jacksonville 23
1996 — **Jacksonville 30, at Denver 27 (DIV)**
1997 — **at Denver 42, Jacksonville 17 (WC)**
1998 — at Denver 37, Jacksonville 24
1999 — at Jacksonville 27, Denver 24
2004 — at Jacksonville 7, Denver 6
2005 — Denver 20, at Jacksonville 7
2007 — Jacksonville 23, at Denver 14
2008 — Jacksonville 24, at Denver 17
2010 — at Jacksonville 24, Denver 17

JAGUARS 3, DETROIT 1

1995 — at Detroit 44, Jacksonville 0
1998 — at Jacksonville 37, Detroit 22
2004 — at Jacksonville 23, Detroit 17 (OT)
2008 — Jacksonville 38, at Detroit 14

JAGUARS 2, GREEN BAY 2

1995 — Green Bay 24, at Jacksonville 14
2001 — Green Bay 28, at Jacksonville 21
2004 — Jacksonville 28, at Green Bay 25
2008 — at Jacksonville 20, at Green Bay 16

HOUSTON 11, JAGUARS 9

2002 — Houston 21, at Jacksonville 19
Jacksonville 24, at Houston 21
2003 — at Houston 24, Jacksonville 20
at Jacksonville 27, Houston 0
2004 — at Houston 20, Jacksonville 6
Houston 21, at Jacksonville 0
2005 — at Jacksonville 21, Houston 14
Jacksonville 38, at Houston 20
2006 — at Houston 27, Jacksonville 7
Houston 13, at Jacksonville 10
2007 — at Jacksonville 37, Houston 17
at Houston 42, Jacksonville 28
2008 — at Jacksonville 30, Houston 27 (OT)
at Houston 30, Jacksonville 17
2009 — Jacksonville 31, at Houston 24
at Jacksonville 23, Houston 18
2010 — at Jacksonville 31, Houston 24
at Houston 34, Jacksonville 17
2011 — at Houston 24, Jacksonville 14
Houston 20, at Jacksonville 13

INDIANAPOLIS 15, JAGUARS 6

1995 — Indianapolis 41, at Jacksonville 31
2000 — at Indianapolis 43, Jacksonville 14
2002 — Indianapolis 28, at Jacksonville 25
at Indianapolis 20, Jacksonville 13
2003 — at Indianapolis 23, Jacksonville 13
at Jacksonville 28, Indianapolis 23
2004 — Indianapolis 24, at Jacksonville 17
Jacksonville 27, at Indianapolis 24
2005 — at Indianapolis 10, Jacksonville 3
Indianapolis 26, at Jacksonville 18
2006 — at Indianapolis 21, Jacksonville 14
at Jacksonville 44, Indianapolis 17
2007 — Indianapolis 29, at Jacksonville 7
at Indianapolis 28, Jacksonville 25
2008 — Jacksonville 23, at Indianapolis 21
Indianapolis 24, Jacksonville 24
2009 — at Indianapolis 14, Jacksonville 12
Indianapolis 35, at Jacksonville 31
2010 — at Jacksonville 31, Indianapolis 28
at Indianapolis 34, Jacksonville 24
2011 — Jacksonville 17, at Indianapolis 3
at Jacksonville 19, Indianapolis 13

JAGUARS 6, KANSAS CITY 3

1997 — at Jacksonville 24, Kansas City 10
1998 — at Jacksonville 21, Kansas City 16
2001 — Kansas City 30, at Jacksonville 26
2002 — Jacksonville 23, at Kansas City 16
2004 — at Jacksonville 22, Kansas City 16
2006 — at Kansas City 35, Jacksonville 30
2007 — Jacksonville 17, at Kansas City 7
2009 — at Jacksonville 24, Kansas City 21
2010 — at Kansas City 42, Jacksonville 20

JAGUARS 2, MIAMI 2

1998 — at Jacksonville 28, Miami 21
1999 — **at Jacksonville 62, Miami 7 (DIV)**
2003 — Miami 24, at Jacksonville 10
2006 — Jacksonville 24, at Miami 10
2009 — Miami 14, at Jacksonville 10

MINNESOTA 3, JAGUARS 1

1998 — at Minnesota 50, Jacksonville 10
2001 — Jacksonville 33, at Minnesota 3
2004 — at Minnesota 27, Jacksonville 16
2008 — Minnesota 30, at Jacksonville 12

NEW ENGLAND 5, JAGUARS 0

1996 — at New England 28, Jacksonville 25 (OT)
1997 — New England 26, at Jacksonville 20
1996 — **at New England 20, Jacksonville 6 (AFC)**
1998 — **at Jacksonville 25, New England 10 (WC)**
2003 — at New England 27, Jacksonville 13
2005 — **at New England 28, Jacksonville 3 (WC)**
2006 — New England 24, at Jacksonville 21
2007 — **at New England 31, Jacksonville 20 (DIV)**
2009 — at New England 35, Jacksonville 7

NEW ORLEANS 3, JAGUARS 2

1996 — at New Orleans 17, Jacksonville 13
1999 — at Jacksonville 41, New Orleans 23
2003 — at Jacksonville 20, New Orleans 19
2007 — at New Orleans 41, Jacksonville 24
2011 — New Orleans 23, at Jacksonville 10

NEW YORK GIANTS 3, JAGUARS 2

1997 — at Jacksonville 40, N.Y. Giants 13
2000 — at N.Y. Giants 28, Jacksonville 25
2002 — at N.Y. Giants 24, Jacksonville 17
2006 — at Jacksonville 26, N.Y. Giants 10
2010 — at N.Y. Giants 24, Jacksonville 20



TEAM-BY-TEAM SERIES HISTORY

JAGUARS 6, NEW YORK JETS 3

1995 — at N.Y. Jets 27, Jacksonville 10
 1996 — at Jacksonville 21, N.Y. Jets 17
1998 — at N.Y. Jets 34, Jacksonville 24 (DIV)
 1999 — Jacksonville 16, at N.Y. Jets 6
 2002 — at Jacksonville 28, N.Y. Jets 3
 2003 — at N.Y. Jets 13, Jacksonville 10
 2005 — Jacksonville 26, at N.Y. Jets 20 (OT)
 2006 — at Jacksonville 41, N.Y. Jets 0
 2009 — Jacksonville 24, at N.Y. Jets 22
 2011 — at N.Y. Jets 32, Jacksonville 3

JAGUARS 4, OAKLAND 1

1996 — at Oakland 17, Jacksonville 3
 1997 — Jacksonville 20, at Oakland 9
 2004 — Jacksonville 13, at Oakland 6
 2007 — at Jacksonville 49, Oakland 11
 2010 — at Jacksonville 38, Oakland 11

JAGUARS 3, PHILADELPHIA 1

1997 — at Jacksonville 38, Philadelphia 21
 2002 — at Jacksonville 28, Philadelphia 25
 2006 — Jacksonville 13, at Philadelphia 6
 2010 — Philadelphia 28, at Jacksonville 3

JAGUARS 11, PITTSBURGH 9

1995 — at Jacksonville 20, Pittsburgh 16
 at Pittsburgh 24, Jacksonville 7
 1996 — at Jacksonville 24, Pittsburgh 9
 at Pittsburgh 28, Jacksonville 3
 1997 — at Jacksonville 30, Pittsburgh 21
 at Pittsburgh 23, Jacksonville 17 (OT)
 1998 — at Pittsburgh 30, Jacksonville 15
 at Jacksonville 21, Pittsburgh 3
 1999 — Jacksonville 17, at Pittsburgh 3
 at Jacksonville 20, Pittsburgh 6
 2000 — Pittsburgh 24, at Jacksonville 13
 Jacksonville 34, at Pittsburgh 24
 2001 — at Jacksonville 21, Pittsburgh 3
 at Pittsburgh 20, Jacksonville 7
 2002 — Pittsburgh 25, at Jacksonville 23
 2004 — Pittsburgh 17, at Jacksonville 16
 2005 — Jacksonville 23, at Pittsburgh 17 (OT)
 2006 — at Jacksonville 9, Pittsburgh 0
 2007 — Jacksonville 29, at Pittsburgh 22
2007 — Jacksonville 31, at Pittsburgh 29 (WC)
 2008 — Pittsburgh 26, at Jacksonville 21
 2011 — at Pittsburgh 17, Jacksonville 13

ST. LOUIS 2, JAGUARS 1

1996 — at St. Louis 17, Jacksonville 14
 2005 — at St. Louis 24, Jacksonville 21
 2009 — at Jacksonville 23, St. Louis 20 (OT)

SAN DIEGO 3, JAGUARS 2

2003 — at Jacksonville 27, San Diego 21
 2004 — at San Diego 34, Jacksonville 21
 2007 — at Jacksonville 24, San Diego 17
 2010 — at San Diego 38, Jacksonville 13
 2011 — San Diego 38, at Jacksonville 14

JAGUARS 2, SAN FRANCISCO 1

1999 — at Jacksonville 41, San Francisco 3
 2005 — at Jacksonville 10, San Francisco 9
 2009 — at San Francisco 20, Jacksonville 3

SEATTLE 4, JAGUARS 2

1995 — Seattle 47, at Jacksonville 30
 1996 — at Jacksonville 20, Seattle 13
 2000 — Seattle 28, at Jacksonville 21
 2001 — at Seattle 24, Jacksonville 15
 2005 — at Jacksonville 26, Seattle 14
 2009 — at Seattle 41, Jacksonville 0

JAGUARS 4, TAMPA BAY 1

1995 — at Tampa Bay 17, Jacksonville 16
 1998 — at Jacksonville 29, Tampa Bay 24
 2003 — at Jacksonville 17, Tampa Bay 10
 2007 — Jacksonville 24, at Tampa Bay 23
 2011 — at Jacksonville 41, Tampa Bay 14

TENNESSEE 19, JAGUARS 15

1995 — Houston 10, at Jacksonville 3
 Jacksonville 17, at Houston 16
 1996 — Houston 34, at Jacksonville 27
 Jacksonville 23, at Houston 17
 1997 — Jacksonville 30, at Tennessee 24
 at Jacksonville 17, Tennessee 9
 1998 — Jacksonville 27, at Tennessee 22
 Tennessee 16, at Jacksonville 13
 1999 — Tennessee 20, at Jacksonville 19
 at Tennessee 41, Jacksonville 14
1999 — Tennessee 33, at Jacksonville 14 (AFC)
 2000 — at Tennessee 27, Jacksonville 13
 at Jacksonville 16, Tennessee 13
 2001 — at Tennessee 28, Tennessee 6
 at Tennessee 18, Jacksonville 24
 2002 — at Tennessee 23, Jacksonville 14
 Tennessee 28, at Jacksonville 10
 2003 — Tennessee 30, at Jacksonville 17
 at Tennessee 10, Jacksonville 3
 2004 — Jacksonville 15, at Tennessee 12
 Tennessee 18, at Jacksonville 15
 2005 — Jacksonville 31, at Tennessee 28
 at Jacksonville 40, Tennessee 13
 2006 — at Jacksonville 37, Tennessee 7
 at Tennessee 24, Jacksonville 17
 2007 — Tennessee 13, at Jacksonville 10
 Jacksonville 28, at Tennessee 13
 2008 — at Tennessee 17, Jacksonville 10
 Tennessee 24, at Jacksonville 14
 2009 — at Jacksonville 37, Tennessee 17
 at Tennessee 30, Jacksonville 13
 2010 — Tennessee 30, at Jacksonville 3
 Jacksonville 17, at Tennessee 6
 2011 — at Jacksonville 16, Tennessee 14
 at Tennessee 23, Jacksonville 17

WASHINGTON 4, JAGUARS 1

1997 — at Washington 24, Jacksonville 12
 2000 — Washington 35, at Jacksonville 16
 2002 — at Jacksonville 26, Washington 7
 2006 — at Washington 36, Jacksonville 30 (OT)
 2010 — Washington 20, at Jacksonville 17 (OT)

ALL-TIME WON-LOST RECORDS

OPPONENT	W	L	T	PCT	PTS	OPP	LAST	HOME	ROAD
Arizona	2	1	0	.667	85	58	2009	1-1	1-0
Atlanta	3	2	0	.600	90	93	2011	2-0	1-2
Baltimore	10	7	0	.588	380	335	2011	6-2	4-5
Buffalo	5	5	0	.500	206	194	2010	2-3	3-2
Carolina	3	2	0	.600	116	80	2011	2-0	1-2
Chicago	2	3	0	.400	96	112	2008	1-1	1-2
Cincinnati	11	7	0	.611	413	311	2011	7-2	4-5
Cleveland	9	5	0	.643	307	212	2011	4-3	5-2
Dallas	3	2	0	.600	123	98	2010	1-0	2-2
Denver	5	3	0	.625	159	166	2010	3-1	2-2
Detroit	3	1	0	.750	98	97	2008	2-0	1-1
Green Bay	2	2	0	.500	83	93	2008	1-2	1-0
Houston	9	11	0	.450	413	441	2011	6-4	3-7
Indianapolis	7	15	0	.318	460	536	2011	4-7	3-8
Kansas City	6	3	0	.667	207	193	2010	4-1	2-2
Miami	2	2	0	.500	72	69	2009	1-2	1-0
Minnesota	1	3	0	.250	71	110	2008	0-1	1-2
New England	0	5	0	.000	86	140	2009	0-2	0-3
New Orleans	2	3	0	.400	108	123	2011	2-1	0-2
New York Giants	2	3	0	.400	128	99	2010	2-0	0-3
New York Jets	6	3	0	.667	179	140	2011	3-0	3-3
Oakland	4	1	0	.800	123	74	2010	2-0	2-1
Philadelphia	3	1	0	.750	82	80	2010	2-1	1-0
Pittsburgh	11	10	0	.524	383	358	2011	7-4	4-6
St. Louis	1	2	0	.333	58	61	2009	1-0	0-2
San Diego	2	3	0	.400	99	148	2011	2-1	0-2
San Francisco	2	1	0	.667	54	32	2009	2-0	0-1
Seattle	2	4	0	.333	112	167	2009	2-2	0-2
Tampa Bay	4	1	0	.800	127	88	2011	3-0	1-1
Tennessee	15	19	0	.441	620	663	2011	7-10	8-9
Washington	1	4	0	.200	101	122	2010	1-2	0-2
Totals	138	134	0	.507	5,639	5,493	---	83-53	55-81



OVERTIME GAMES

LOCATION	W	L	T	WON TOSS	LOST TOSS
HOME	3	1	0	4	0
ROAD	4	3	0	2	5
TOTALS	7	4	0	6	5

September 22, 1996 — at New England 28, Jacksonville 25

After spotting New England a 22-0 lead, the Jaguars rallied in the second half, scoring three touchdowns on 51-, 41- and 61-yard completions from Mark Brunell and a Mike Hollis field goal, to tie the score at 25-25. The Patriots had the only possession in overtime and won on a 40-yard field goal by Adam Vinatieri.

November 24, 1996 — Jacksonville 28, at Baltimore 25

The Ravens led 25-10 going into the fourth quarter. After a touchdown pass from Mark Brunell to Pete Mitchell, the defense recovered a fumble at the Ravens' 19-yard line. Brunell found Willie Jackson six plays later, and Brunell ran in for the two-point conversion to tie the game at 25-25 with 1:24 remaining. The Jaguars won the toss, but were forced to punt. The Ravens fumbled, and Jacksonville drove down the field, with Mike Hollis winning the game with a 34-yard field goal.

October 26, 1997 — at Pittsburgh 23, Jacksonville 17

The Jaguars took a 10-0 lead into the second half, but Pittsburgh came back to take a 14-10 fourth-quarter lead. After a Mark Brunell TD pass to Pete Mitchell, the Jaguars took a 17-14 lead. The Steelers scored on a 19-yard field goal at the end of the fourth quarter to tie the game 17-17. The Steelers won the toss and scored on a 17-yard shovel pass from Kordell Stewart to Jerome Bettis.

October 29, 2000 — Jacksonville 23, at Dallas 17

The Jaguars ended a five-game losing streak with a 23-17 overtime road victory over the Cowboys, with Alvis Whitted scoring on a 37-yard pass from Mark Brunell on the first series of overtime for his second touchdown of the game. Brunell threw for three TDs and tied a team record for passing accuracy, as he completed 20 of 24 passes. Kyle Brady caught 10 of those passes for 134 yards, as he eclipsed the 100-yard mark for the second straight week.

November 14, 2004 — at Jacksonville 23, Detroit 17

The Jaguars continued their dramatic play with a 23-17 overtime win over the Detroit Lions at ALLTEL Stadium. David Garrard started his first game since 2002 in place of injured Byron Leftwich and led the team with 198 yards passing and two touchdowns. Jimmy Smith caught the game-winning 36-yard touchdown pass from Garrard in overtime. The Lions erased a 17-3 fourth-quarter lead with two Eddie Drummond touchdown returns.

September 25, 2005 — Jacksonville 26, at New York Jets 20

The Jaguars defeated the New York Jets 26-20 on a game-winning 36-yard touchdown pass from Byron Leftwich to Jimmy Smith at the Meadowlands. Both teams began the overtime with interceptions and after forcing the Jets to punt on their third drive, Leftwich threw 36 yards for the game-winner.

October 16, 2005 — Jacksonville 23, at Pittsburgh 17

The Jaguars defeated the Steelers 23-17 in Pittsburgh on a dramatic 41-yard interception return for a touchdown by Rashean Mathis in overtime. The Steelers won the toss and Quincy Morgan returned the kickoff 74 yards. On third down Maddox fumbled the snap and Reggie Hayward recovered the ball. The Jaguars stalled on offense and Chris Hanson recorded his team record-tying ninth punt of the game. Two plays later Mathis ended the game with his interception.

October 1, 2006 — at Washington 36, Jacksonville 30

Jacksonville erased a 10-point deficit in the fourth quarter to force overtime, but Washington scored on the opening possession of the extra period on a 68-yard touchdown reception by Santana Moss from Mark Brunell to claim a 36-30 win at FedExField.

September 28, 2008 — at Jacksonville 30, Houston 27

The Jaguars and Texans both scored 10 points in the fourth quarter to force overtime, but the Jaguars won the toss and David Garrard drove the Jaguars 51 yards in six plays and Josh Scobee connected on a 37-yard field goal for the game winner.

October 18, 2009 — at Jacksonville 23, St. Louis 20

The Jaguars won the toss in overtime and never gave the football up in a 23-20 victory over the Rams. Starting from the 20-yard line, David Garrard engineered a 13 play, 62-yard drive, which included a mixture of passes and runs to set up the 36-yard game-winning field goal by Josh Scobee.

December 26, 2010 — Washington 20, at Jacksonville 17

The Jaguars got the ball first, but they began at their own 11 following a miscue on the kickoff return. On third down David Garrard's pass was intercepted by Kevin Barnes at Jacksonville's 22, and three plays later Graham Gano hit the game-winner from 31 yards.

JAGUARS IN PRIME TIME

SUNDAY NIGHT (5-6)

9/24/95 vs. Green Bay (TNT)	L	14-24
12/15/96 vs. Seattle (ESPN)	W	20-13
12/20/98 at Minnesota (ESPN)	L	10-50
11/21/99 vs. New Orleans (ESPN)	W	41-23
10/8/00 vs. Baltimore (ESPN)	L	10-15
11/19/00 at Pittsburgh (ESPN)	W	34-24
11/3/02 at New York Giants (ESPN)	L	17-24
11/30/03 vs. Tampa Bay (ESPN)	W	17-10
12/5/04 vs. Pittsburgh (ESPN)	L	16-17
10/9/05 vs. Cincinnati (ESPN)	W	23-20
10/5/08 vs. Pittsburgh (NBC)	L	21-26

THURSDAY NIGHT (1-4)


12/2/99 vs. Pittsburgh (ESPN)	W	20-6
10/18/01 vs. Buffalo (ESPN)	L	10-13
12/18/08 vs. Indianapolis (NFL Network)	L	24-31
12/17/09 vs. Indianapolis (NFL Network)	L	31-35
12/15/11 at Atlanta (NFL Network)	L	14-41

MONDAY NIGHT (8-7)

9/22/97 vs. Pittsburgh (ABC)	W	30-21
10/12/98 vs. Miami (ABC)	W	28-21
12/28/98 vs. Pittsburgh (ABC)	W	21-3
10/11/99 at New York Jets (ABC)	W	16-6
12/13/99 vs. Denver (ABC)	W	27-24
9/25/00 at Indianapolis (ABC)	L	14-43
10/16/00 at Tennessee (ABC)	L	13-27
12/3/01 vs. Green Bay (ABC)	L	21-28
9/18/06 vs. Pittsburgh (ESPN)	W	9-0
11/20/06 vs. New York Giants (ESPN)	W	26-10
10/22/07 vs. Indianapolis (ESPN)	L	7-29
12/1/08 at Houston (ESPN)	L	17-30
10/18/10 vs. Tennessee (ESPN)	L	3-30
10/24/11 vs. Baltimore (ESPN)	W	12-7
12/5/11 vs. San Diego (ESPN)	L	14-38

LOCATION	W	L	T
HOME	12	11	0
ROAD	2	6	0
TOTALS	14	17	0

NETWORK	W	L	T
ABC	5	3	0
ESPN	9	9	0
NBC	0	1	0
NFL NETWORK	0	3	0
TNT	0	1	0





JAGUARS VS. AFC CENTRAL

YEAR	BAL	CIN	CLE	HOU	TEN	PIT	TOTAL
1995	—	0-2	2-0	1-1	—	1-1	4-4
1996	2-0	1-1	—	1-1	—	1-1	5-3
1997	2-0	1-1	—	—	2-0	1-1	6-2
1998	2-0	2-0	—	—	1-1	1-1	6-2
1999	2-0	2-0	2-0	—	0-2	2-0	8-2
2000	0-2	1-1	2-0	—	1-1	1-1	5-5
2001	0-2	2-0	1-1	—	1-1	1-1	5-5
TOTALS	8-4	9-5	7-1	2-2	5-5	8-6	39-23

JAGUARS VS. AFC SOUTH

YEAR	HOU	IND	TEN	TOTAL
2002	1-1	0-2	0-2	1-5
2003	1-1	1-1	0-2	2-4
2004	0-2	1-1	1-1	2-4
2005	2-0	0-2	2-0	4-2
2006	0-2	1-1	1-1	2-4
2007	1-1	0-2	1-1	2-4
2008	1-1	1-1	0-2	2-4
2009	2-0	0-2	1-1	3-3
2010	1-1	1-1	1-1	3-3
2011	0-2	2-0	1-1	3-3
TOTALS	9-11	7-13	8-12	24-36

HOME/AWAY RECORDS

YEAR	HOME			AWAY		
	W	L	T	W	L	T
1995	2	6	0	2	6	0
1996	7	1	0	2	6	0
1997	7	1	0	4	4	0
1998	7	1	0	4	4	0
1999	7	1	0	7	1	0
2000	4	4	0	3	5	0
2001	3	5	0	3	5	0
2002	3	5	0	3	5	0
2003	5	3	0	0	8	0
2004	4	4	0	5	3	0
2005	6	2	0	6	2	0
2006	6	2	0	2	6	0
2007	6	2	0	5	3	0
2008	2	6	0	3	5	0
2009	5	3	0	2	6	0
2010	5	3	0	3	5	0
2011	4	4	0	1	7	0
TOTALS	83	53	0	55	81	0

YEAR-BY-YEAR STATISTICS

YEAR	TOTAL PLAYS	FIRST DOWNS	---OFFENSE---			TOTAL POINTS	NFL RANK T-R-P
			RUSH YARDS	PASSING YARDS	TOTAL YARDS		
1995	962	283	1,705	2,790	4,495	275	28-17-27
1996	1,038	325	1,650	4,110	5,760	325	2-17-1
1997	998	308	1,720	3,704	5,424	394	7-18-4
1998	989	287	2,102	3,112	5,214	392	10-5-20
1999	1,085	331	2,091	3,495	5,586	396	7-1-12
2000	1,080	318	2,032	3,658	5,690	367	7-10-9
2001	969	289	1,600	3,240	4,840	294	20-26-18
2002	959	275	2,089	2,762	4,851	328	25-10-28
2003	1,024	305	2,073	3,285	5,358	276	12-8-15
2004	991	279	1,850	3,159	5,009	261	21-16-19
2005	1,021	301	1,959	3,190	5,149	361	15T-10-19
2006	989	293	2,541	2,882	5,423	371	10-3-24
2007	1,022	328	2,391	3,328	5,719	411	7-2-17
2008	1,005	312	1,774	3,332	5,106	302	20-18-15
2009	1,010	300	2,029	3,356	5,385	290	18-10-19
2010	1,019	330	2,395	3,065	5,460	353	15-3-27
2011	1,002	251	1,970	2,179	4,149	243	32-12-32

YEAR	TOTAL PLAYS	FIRST DOWNS	---DEFENSE---		TOTAL YARDS	TOTAL POINTS	NFL RANK T-R-P
			RUSH YARDS	PASSING YARDS			
1995	1,030	320	2,003	3,512	5,515	404	21-24-17
1996	993	316	1,781	3,314	5,095	335	16-19-16
1997	1,035	318	1,734	3,504	5,238	318	23-13-24
1998	1,057	309	2,000	3,559	5,559	338	25-22-23
1999	951	248	1,444	2,890	4,334	217	4-6-3
2000	934	252	1,685	3,160	4,845	327	12-11-14
2001	1,056	300	1,611	3,459	5,070	286	16-10-22
2002	1,042	324	2,071	3,264	5,335	315	20-25-14
2003	976	276	1,406	3,251	4,657	331	6-2-18
2004	972	290	1,777	3,357	5,134	280	11-11-16
2005	963	273	1,709	2,946	4,655	269	6-14-7
2006	978	259	1,460	3,078	4,538	274	2-4-10
2007	970	286	1,605	3,416	5,021	304	12-11-15
2008	922	289	1,709	3,586	5,295	367	17-13T-24
2009	982	307	1,863	3,774	5,637	380	23-19-27
2010	948	316	1,945	4,004	5,949	419	28-22-28
2011	979	268	1,667	3,341	5,008	329	6-9-8

(Boldface denotes team record)

JACKSONVILLE
JAGUARS



JAGUARS ALL-TIME TRADES

— 1995 —

Apr. 22 Jaguars' 3rd (66) and 5th (170)-round selections to Green Bay for QB Mark Brunell. Green Bay selected RB William Henderson and RB Travis Jervey.

Apr. 22 Jaguars' 1st (31) supplemental, 3rd (97) supplemental, 4th (134) supplemental, and 1996 4th (113)-round supplemental selections to Kansas City for Kansas City's 1st (19, RB James Stewart)-round selection. Kansas City selected OT Trezelle Jenkins, LB Troy Dumas and QB Steve Stenstrom.

Apr. 22 Jaguars' 2nd (33)-round selection to New York Jets for Jets' 2nd (40, OL Brian DeMarco) and 3rd (71, DB Chris Hudson)-round selections. The Jets selected OT Matt O'Dwyer.

Apr. 23 Jaguars' 5th (136)-round selection and a 1996 6th (186)-round selection to Cleveland for Cleveland's 4th (123, DT Mike Thompson)-round selection. Cleveland selected DT Tau Pupua with pick 136, and as Baltimore selected WR James Roe with 1996 pick 186.

Apr. 23 Jaguars' 6th (208) supplemental, 7th (210) and 7th (248) supplemental selections to Philadelphia for Philadelphia's 5th (169, RB Ryan Christophers) and 7th (219, WR Curtis Marsh)-round selections. Philadelphia selected RB Fred McCrary, RB Kevin Bouie, and OT Howard Smothers.

— 1996 —

Apr. 20 Jaguars' 3rd (79), 4th (113), 5th (134) and 5th (150)-round selections to Miami for Miami's 2nd (60, C Michael Cheever) and 4th (99)-round selections.

Apr. 21 Jaguars traded Miami's 4th (99)-round selection to Seattle for Seattle's 4th (110, WR Reggie Barlow) and 5th (146, OT Jimmy Herndon)-round selections.

May 31 DB Corey Raymond to Detroit for TE Ty Hallock.

Aug. 26 Jaguars' 2007 7th (211)-round selection to Pittsburgh for TE Craig Keith. Pittsburgh traded pick to Kansas City, who selected C Ben Lynch.

Aug. 27 WR Mike Williams to Miami for TE Pete Mitchell.

— 1997 —

Aug. 24 DE Paul Farse to Green Bay for Green Bay's 1998 6th (182, RB Kevin McLeod)-round selection.

Aug. 24 OT Jimmy Herndon to Chicago for Chicago's 1998 7th (192, WR Alvis Whitted)-round selection.

— 1998 —

Feb. 13 QB Rob Johnson to Buffalo for Buffalo's 1st (9, RB Fred Taylor) and 4th (101, RB Tavian Banks)-round selections.

— 1999 —

Apr. 18 Jaguars' 6th (195) and 7th (233)-round selections to Tampa Bay for Tampa Bay's 6th (182, DT Emarlos Leroy)-round selection. Tampa Bay selected RB Lamarr Green and RB Autry Denson.

Sept. 5 DB Cordell Taylor to Seattle for a 2000 conditional selection.

Oct. 19 Jaguars' 2001 6th (174)-round selection to Tampa Bay for DE Regan Upshaw. Tampa Bay selected RB Jameel Cook.

— 2000 —

Aug. 16 Jaguars' 2001 4th (108)-round selection to Kansas City for G Brendan Stai.

— 2001 —

Apr. 22 Jaguars' 2002 5th (144)-round selection to New England for New England's 6th (170, G Chad Ward)-round selection. New England traded the pick to Denver, who selected WR Herb Haygood.

— 2002 —

Apr. 20 Jaguars' 3rd (76)-round selection to Cleveland for LB Wali Rainer and Cleveland's 3rd (79)-round selection. Cleveland selected C Melvin Fowler.

Apr. 20 Jaguars traded Cleveland's 3rd (79)-round selection to Washington for Oakland's 3rd (89, LB Akin Ayodele)-round selection and Washington's 4th (118, TE Chris Luzar)-round selection. Washington selected DB Rashad Bauman.

June 20 Jaguars' 2003 7th (222)-round selection to Seattle for DB Ike Charlton. Seattle selected PK Josh Brown.

— 2003 —

Apr. 27 Jaguars' 5th (143)-round selection to Chicago for Chicago's 6th (176, DE Brandon Green), New England's 6th (193, OT Marques Ogden) and Chicago's 7th (218, RB Malaefou Mackenzie)-round selections. Chicago selected WR Justin Gage.

Aug. 26 Jaguars traded a 2004 conditional selection to Baltimore for DB Anthony Mitchell.

— 2004 —

Mar. 3 QB Mark Brunell to Washington for Washington's 3rd (72)-round selection. Jacksonville later traded pick to Green Bay who selected DT Donnell Washington.

Apr. 8 DB Jason Craft to New Orleans for New Orleans' 5th (150, DB Chris Thompson)-round selection.

Apr. 24 Jaguars' 3rd (70)-round and 4th (102)-round selections to Green Bay for Green Bay's 2nd (55, RB Greg Jones)-round selection. Green Bay selected DB Joey Thomas and traded pick 102 to Miami who selected DB Will Poole.

Apr. 24 Jaguars traded Washington's 3rd (72)-round selection to Green Bay for Green Bay's 3rd (86, LB Jorge Cordova) and 4th (118, DT Anthony Maddox)-round selections. Green Bay selected DT Donnell Washington.

Apr. 25 WR Kevin Johnson to Baltimore for Baltimore's 4th (120, WR Ernest Wilford)-round selection.

Apr. 25 Jaguars' 6th (175) and 7th (210)-round selections to Houston for Tennessee's 5th (159, OT Sean Babin)-round selection. Houston selected DB Jammal Lord and LB Raheem Orr.

— 2005 —

Apr. 24 Jaguars' 4th (123)-round selection to New York Jets for Jets' 4th (127, RB Alvin Pearman) and Dallas' 6th (185, WR Chad Owens)-round selections. Jets selected DB Kerry Rhodes.

Aug. 26 PK Seth Marler to Dallas for a 2006 6th (187, KR Chad Owens)-round selection.

Oct. 6 Jaguars' 2006 7th (236)-round selection to San Francisco for LB Jamie Winborn.

— 2006 —

Apr. 29 Jaguars' 3rd (92) and 4th (125)-round selections to Dallas for Dallas' 3rd (80, LB Clint Ingram)-round selection. Dallas selected DE Jason Hatcher and KR Skyler Green.

Apr. 30 Jaguars 6th (198)-round selection to San Francisco for San Francisco's 7th (213, DE James Wyche) and Jacksonville's 7th (236, CB Dee Webb)-round selections. San Francisco selected DE Melvin Oliver.

— 2007 —

Apr. 28 Jaguars' 1st (17)-round selection to Denver for Denver's 1st (21, S Reggie Nelson), 3rd (86) and 6th (198)-round selections. Denver selected DE Jarvis Moss. Jaguars later traded pick 86 to Baltimore and 98 to Atlanta.

Apr. 28 Jaguars traded Denver's 3rd (86)-round selection to Baltimore for Detroit's 4th (101, P Adam Podlesh) and Baltimore's 5th (166, DT Derek Landri) and 6th (203)-round selections. Baltimore selected OT Marshall Yanda. Jacksonville later traded pick 203 to Atlanta.

Apr. 29 Jaguars' 6th (194)-round selection and Denver's 6th (198)-round selection and Baltimore's 6th (203)-round selection to Atlanta for Atlanta's 5th (149, G Uche Nwaneri)-round selection. Atlanta selected DB David Irons with pick 194, C Doug Datish with 198 and DB Daren Stone with 203.

Sept. 1 RB Alvin Pearman and a 2008 7th (233)-round selection to Seattle for a 2008 5th (158)-round selection. Seattle selected RB Justin Forsett. Pick 158 later traded through Tampa Bay to Chicago who selected TE Kellen Davis.

— 2008 —

Feb. 29 Jaguars' 6th (193)-round selection to Minnesota for WR Troy Williamson. Minnesota selected WR Jaymar Johnson.

Mar. 1 DT Marcus Stroud to Buffalo for Baltimore's 3rd (71) and Chicago's 5th (143)-round selections. Buffalo later traded pick 71 back to Baltimore and pick 143 was traded to Dallas through Chicago.

Apr. 26 Jaguars' 1st (26), Baltimore's 3rd (71), and Jaguars' 3rd (89) and 4th (125)-round selections to Baltimore for Baltimore's 1st (8, DE Derrick Harvey)-round selection. Baltimore selected LB Tavares Gooden with pick 71 and traded picks 26, 89 and 173 to Houston for Houston's 1st (18)-round selection with which Baltimore selected QB Joe Flacco. Baltimore traded pick 125 to Oakland.

Apr. 26 Jaguars' 2nd (58), Seattle's 5th (158) and Jaguars' 2009 7th (217)-round selections to Tampa Bay for Tampa Bay's 2nd (52, DE Quentin Groves)-round selection. Tampa Bay selected WR Dexter Jackson with pick 58 and DB E.J. Biggers with 2009 pick 217, and traded pick 158 to Chicago.

Apr. 27 Jaguars traded Chicago's 5th (143)-round selection to Dallas for Cleveland's 5th (155, LB Thomas Williams) and Oakland's 7th (213, RB Chauncey Washington)-round selections. Dallas selected DB Orlando Scandrick.

— 2009 —

Apr. 9 DT Tony McDaniel to Miami for Miami's 7th (232)-round selection. Jaguars later traded pick 232 to New England.

Apr. 26 Jaguars traded Miami's 7th (232)-round selection and Jacksonville's 2010 2nd (44)-round selection to New England for Green Bay's 3rd (73, CB Derek Cox)-round selection. New England selected WR Julian Edelman with pick 232.

June 30 WR Dennis Northcutt to Detroit for S Gerald Alexander.

Sept. 6 Jaguars' 2010 7th (217)-round selection to Tampa Bay for QB Luke McCown.

— 2010 —

Apr. 23 DE Quentin Groves to Oakland for Dallas' 5th (158)-round selection. Jaguars later traded that selection to New Orleans for 2011 4th (121)-round selection.

Apr. 23 Jaguars' 4th (108)-round selection to Oakland for LB Kirk Morrison and New England's 5th (153, DE Austen Lane)-round selection. Oakland selected WR Jacoby Ford.

May 25 Jaguars' 2011 7th (218)-round selection to Miami for G Justin Smiley. Miami later traded selection to Green Bay which selected TE Ryan Taylor.

Sept. 4 S Reggie Nelson to Cincinnati for DB David Jones and a conditional 2012 draft pick. Jaguars selected DT Jeris Pendleton.

— 2011 —

Apr. 28 Jaguars' 1st (16) and 2nd (49)-round selections to Washington for Washington's 1st (10, QB Blaine Gabbert)-round selection. Washington selected DE Ryan Kerrigan with selection 16 and traded pick 49 to Indianapolis, who selected G Ben Ijalana.

Apr. 29 Jaguars' 3rd (80) and 6th (182)-round selections to San Francisco for San Francisco's 3rd (76, G Will Rackley)-round selection. San Francisco selected S Chris Culliver and WR Ronald Johnson.

Sept. 3 A Jaguars conditional 2012 choice to New York Jets for S Dwight Lowery. Jets traded pick (214) to Indianapolis, who selected LB Tim Fugger.

— 2012 —

Apr. 26 Jaguars' 1st (7) and 4th (101)-round selections to Tampa Bay for Tampa Bay's 1st (5, WR Justin Blackmon)-round selection. Tampa Bay selected SS Mark Barron and traded pick 101 to Denver, who selected CB Omar Bolden.



JAGUARS ALL-TIME DRAFT CHOICES

1995 EXPANSION DRAFT

(February 15, 1995; alternated choices with Carolina)

(Draft round, position, player, former team) 1. QB Steve Beuerlein, Arizona; 2. CB Corey Raymond, N.Y. Giants; 3. OT Jeff Novak, Miami; 4. DE John Duff, L.A. Raiders; 5. LB Keith Goganious, Buffalo; 6. LB Mark Williams, Green Bay; 7. CB Al Jackson, Philadelphia; 8. C/OG Mark Tucker, Arizona; 9. DT Paul Frase, N.Y. Jets; 10. G Tom Myslinski, Chicago; 11. WR Willie Jackson, Dallas; 12. DB Othello Henderson, New Orleans; 13. LB Santo Stephens, Cincinnati; 14. DB Darren Carrington, San Diego; 15. DB Michael Davis, Houston; 16. DB Dave Thomas, Dallas; 17. RB Mazio Royster, Tampa Bay; 18. FB Le Shai Maston, Houston; 19. WR Charles Davenport, Pittsburgh; 20. S Monty Grow, Kansas City; 21. RB Marcus Wilson, Green Bay; 22. LB Brant Boyer, Miami; 23. S Harry Colon, Detroit; 24. TE Derek Brown, N.Y. Giants; 25. LB James Williams, New Orleans; 26. G Eugene Chung, New England; 27. RB Reggie Cobb, Green Bay; 28. WR Desmond Howard, Washington; 29. WR Kelvin Martin, Seattle; 30. WR Cedric Tillman, Denver; 31. DB Rogerick Green, Tampa Bay

1995

(drafted alternately 2-1)

RD	PLAYER	POS	COLLEGE	PICK
1a	Tony Boselli	OT	Southern Cal.	2
1b	James Stewart	RB	Tennessee	19
2a	Brian DeMarco	OT	Michigan St.	40
2b	Bryan Schwartz	MLB	Augustana (S.D.)	64
3	Chris Hudson	S	Colorado	71
4a	Rob Johnson	QB	Southern Cal.	99
4b	Mike Thompson	DT	Wisconsin	123
5	Ryan Christopherson	FB	Wyoming	169
6	Marcus Price	OT	Louisiana St.	172
7	Curtis Marsh	WR	Utah	219

1996

(drafted alternately 2-3)

RD	PLAYER	POS	COLLEGE	PICK
1	Kevin Hardy	LB	Illinois	2
2a	Tony Brackens	DE	Texas	33
2b	Michael Cheever	C	Georgia Tech	60
3	Aaron Beasley	CB	West Virginia	63
4	Reggie Barlow	WR	Alabama St.	110
5	Jimmy Herndon	OT	Houston	146
6a	John Fisher	SS	Missouri Western	170
6b	Chris Doering	WR	Florida	185
7a	Clarence Jones	WR	Tennessee St.	227
7b	Gregory Spann	WR	Jackson St.	228

1997

(drafted alternately 21-20-19-18-17)

RD	PLAYER	POS	COLLEGE	PICK
1	Renaldo Wynn	DT	Notre Dame	21
2	Mike Logan	S	West Virginia	50
3	James Hamilton	LB	North Carolina	79
4	Seth Payne	DT	Cornell	114
5	Damon Jones	TE	Southern Illinois	147
6	Daimon Shelton	FB	Sacramento St.	184
7	Jon Hesse	LB	Nebraska	221

1998

(drafted alternately 25-26)

RD	PLAYER	POS	COLLEGE	PICK
1a	Fred Taylor	RB	Florida	9
1b	Donovin Darius	S	Syracuse	25
2	Cordell Taylor	CB	Hampton	57
3	Jonathan Quinn	QB	Mid. Tennessee	86
4a	Tavian Banks	RB	Iowa	101
4b	Harry Deligianis	DT	Youngstown St.	118
5	John Wade	C	Marshall	148
6a	Lamanzer Williams	DE	Minnesota	179
6b	Kevin McLeod	FB	Auburn	182
7a	Alvis Whitted	WR	N. Carolina St.	192
7b	Brandon Tolbert	OLB	Georgia	214

1999

(drafted alternately 26-25)

RD	PLAYER	POS	COLLEGE	PICK
1	Fernando Bryant	CB	Alabama	26
2	Larry Smith	DT	Florida State	56
3	Anthony Cesario	G	Colorado St.	88
4	Kevin Landolt	DT	West Virginia	121
5	Jason Craft	CB	Colorado St.	160
6	Emarlos Leroy	DT	Georgia	182
7a	Dee Moronkola	CB	Washington St.	242
7b	Chris White	DE	Southern	246

2000

(drafted 29th)

RD	PLAYER	POS	COLLEGE	PICK
1	R. Jay Soward	WR	Southern Cal.	29
2	Brad Meester	G/C	Northern Iowa	60
3	T.J. Slaughter	MLB	Southern Miss.	92
4	Joe Chustz	OT	Louisiana Tech	123
5	Kiwauake Thomas	CB	Ga. Southern	159
6	Emanuel Smith	WR	Arkansas	196
7a	Erik Olson	S	Colorado St.	236
7b	Rob Meier	DE	Washington St.	241
7c	Shyrone Stith	RB	Virginia Tech	243
7d	Danny Clark	LB	Illinois	245
7e	Mark Baniewicz	OT	Syracuse	247

2001

(drafted alternately 13-11-12)

RD	PLAYER	POS	COLLEGE	PICK
1	Marcus Stroud	DT	Georgia	13
2	Maurice Williams	OT	Michigan	43
3a	Eric Westmoreland	LB	Tennessee	73
3b	James Boyd	S	Penn State	94
5	David Leaverton	P	Tennessee	142
6	Chad Ward	G	Washington	170
7a	Anthony Denman	LB	Notre Dame	213
7b	Marlon McCree	S	Kentucky	233
7c	Richmond Flowers	WR	Tenn.-Chatt.	235
7d	Randy Chevrier	LS/DT	McGill (Quebec)	241

2002

(drafted alternately 9-8-11-10)

RD	PLAYER	POS	COLLEGE	PICK
1	John Henderson	DT	Tennessee	9
2	Mike Pearson	OT	Florida	40
3	Akin Ayodele	LB	Purdue	89
4a	David Garrard	QB	East Carolina	108
4b	Chris Luzar	TE	Virginia	118
6	Clenton Ballard	DT	SW Texas St.	180
7a	Kendall Newson	WR	Middle Tenn. St.	222
7b	Steve Smith	CB	Oregon	247
7c	Hayden Epstein	PK	Michigan	248

2003

(drafted alternately 8-7)

RD	PLAYER	POS	COLLEGE	PICK
1	Byron Leftwich	QB	Marshall	7
2	Rashean Mathis	DB	Beth.-Cookman	39
3	Vince Manuwai	G	Hawaii	72
4a	George Wrighter	TE	Oregon	104
4b	LaBrandon Toefield	RB	Louisiana St.	132
6a	Brandon Green	DE	Rice	176
6b	David Young	S	Ga. Southern	179
6c	Marques Ogden	OT	Howard	193
7	Malaefou MacKenzie	FB	Southern Cal.	218

2004

(drafted alternately 9-8-7-6)

RD	PLAYER	POS	COLLEGE	PICK
1	Reggie Williams	WR	Washington	9
2a	Daryl Smith	LB	Georgia Tech	39
2b	Greg Jones	RB	Florida State	55
3	Jorge Cordova	LB	Nevada	86
4a	Anthony Maddox	DT	Delta State	118
4b	Ernest Wilford	WR	Virginia Tech	120
5a	Josh Scobee	PK	Louisiana Tech	137
5b	Chris Thompson	CB	Nicholls State	150
5c	Sean Bubin	OT	Illinois	159
7	Bobby McCray	DE	Florida	249

2005

(drafted alternately 21-20-23-22)

RD	PLAYER	POS	COLLEGE	PICK
1	Matt Jones	WR	Arkansas	21
2	Khalif Barnes	OT	Washington	52
3	Scott Starks	CB	Wisconsin	87
4	Alvin Pearman	RB	Virginia	127
5	Gerald Sensabaugh	S	North Carolina	157
6a	Chad Owens	WR	Hawaii	185
6b	Pat Thomas	LB	N. Carolina St.	194
7	Chris Roberson	CB	East. Michigan	237

2006

(drafted 28th)

RD	PLAYER	POS	COLLEGE	PICK
1	Marcedes Lewis	TE	UCLA	28
2	Maurice Jones-Drew	RB/KR	UCLA	60
3	Clint Ingram	LB	Oklahoma	80
5	Brent Hawkins	LB	Illinois State	160
7a	James Wyche	DE	Syracuse	213
7b	Dee Webb	CB	Florida	236

2007

(drafted alternately 17-16-15-14-13-20-19)

RD	PLAYER	POS	COLLEGE	PICK
1	Reggie Nelson	FS	Florida	21
2	Justin Durant	LB	Hampton	48
3	Mike Sims-Walker	WR	Central Florida	79
4a	Adam Podlesh	P	Maryland	101
4b	Brian Smith	DE	Missouri	113
5a	Uche Nwaneri	G	Purdue	149
5b	Josh Gattis	S	Wake Forest	150
5c	Derek Landri	DT	Notre Dame	166
7a	John Broussard	WR	San Jose St.	229
7b	Chad Nkang	LB	Elon	251
7c	Andrew Carnahan	OT	Arizona State	252

2008

(drafted 26th)

RD	PLAYER	POS	COLLEGE	PICK
1	Derrick Harvey	DE	Florida	8
2	Quentin Groves	DE	Auburn	52
5a	Thomas Williams	LB	Southern Cal.	155
5a	Trae Williams	DB	South Florida	159
7	Chauncey Washington	RB	Southern Cal.	213

2009

(drafted alternately 8-7)

RD	PLAYER	POS	COLLEGE	PICK
1	Eugene Monroe	OT	Virginia	8
2	Eben Britton	OT	Arizona	39
3a	Terrance Knighton	DT	Temple	72
3b	Derek Cox	CB	William & Mary	73
4	Mike Thomas	WR	Arizona	107
5	Jarett Dillard	WR	Rice	144
6	Zach Miller	TE	Nebraska-Omaha	180
7a	Rashad Jennings	RB	Liberty	250
7b	Tiquan Underwood	WR	Rutgers	253

2010

(drafted alternately 10-12-11)

RD	PLAYER	POS	COLLEGE	PICK
1	Tyson Alualu	DT	California	10
3	D'Anthony Smith	DT	Louisiana Tech	74
5a	Larry Hart	DE	Central Arkansas	143
5b	Austen Lane	DE	Murray State	153
6a	Deji Karim	RB/KR	Southern Illinois	180
6b	Scotty McGee	RS/CB	James Madison	203

2011

(drafted alternately 16-17)

RD	PLAYER	POS	COLLEGE	PICK
1	Blaine Gabbert	QB	Missouri	10
3	Will Rackley	G/C	Lehigh	76
4a	Cecil Shorts III	WR/RS	Mount Union	114
4a	Chris Pronski	S	Wyoming	121
5	Rod Issac	CB	Middle Tenn. State	147

2012

(drafted alternately 7-6)

RD	PLAYER	POS	COLLEGE	PICK
1	Justin Blackmon	WR	Oklahoma State	5
2	Andre Branch	DL	Clemson	38
3	Bryan Anger	P	California	70
5	Brandon Marshall	LB	Nevada	142
6	Mike Harris	CB	Florida State	176
7	Jeris Pendleton	DT	Ashland	228

ALL-TIME DRAFT BY POSITION

Defensive linemen	29	Quarterbacks	5
Offensive linemen	22	Tight ends	5
Wide receivers	21	Punters	3
Linebackers	19	Placekickers	2
Running backs	15	Long snapper	1
Cornerbacks	14	Return specialist	1
Safeties	14		

FIRST ROUND BY POSITION

Defensive linemen	5
Wide receivers	4
Offensive linemen	2
Quarterbacks	2
Running backs	2
Safeties	2
Cornerback	1
Linebacker	1
Tight end	1



UNRESTRICTED FREE AGENT HISTORY

1995
PLAYERS SIGNED (12)

PLAYER	POS	DATE SIGNED (TEAM)
Shawn Bouwens	G	Feb. 28 (Detroit)
Don Davey	DT	Feb. 28 (Green Bay)
Joel Smeenge	DE	Feb. 28 (New Orleans)
Vinnie Clark	CB	Mar. 3 (New Orleans)
Bryan Barker	P	Mar. 7 (Philadelphia)
Kelvin Pritchett	DT	Mar. 11 (Detroit)
Jeff Lageman	DE	Mar. 14 (N.Y. Jets)
Mickey Washington	CB	Mar. 14 (Buffalo)
Dave Widell	C	Mar. 15 (Denver)
Mike Dumas	S	Apr. 24 (Buffalo)
Mike Williams	WR	May 4 (Miami)
Ernest Givins	WR	Jun. 2 (Houston)

1996
PLAYERS SIGNED (5)

PLAYER	POS	DATE SIGNED (TEAM)
Leon Searcy	OT	Feb. 18 (Pittsburgh)
Eddie Robinson	LB	Mar. 1 (Houston)
Keenan McCardell	WR	Mar. 2 (Baltimore)
Todd Philcox	QB	Apr. 11 (Tampa Bay)
John Jurkovic	DT	Apr. 13 (Green Bay)

PLAYERS LOST (5)

PLAYER	POS	DATE SIGNED (TEAM)
Eugene Chung	G	Mar. 20 (San Francisco)
Steve Beuerlein	QB	Apr. 3 (Carolina)
Darren Carrington	S	Apr. 22 (Oakland)
Desmond Howard	WR	Jul. 12 (Green Bay)
Tom Myslinski	G	Apr. 24 (Pittsburgh)

1997
PLAYERS SIGNED (1)

PLAYER	POS	DATE SIGNED (TEAM)
Deon Figures	CB	Mar. 5 (Pittsburgh)

PLAYERS LOST (1)

PLAYER	POS	DATE SIGNED (TEAM)
Ernie Logan	DE	Mar. 20 (N.Y. Jets)

1998
PLAYERS SIGNED (2)

PLAYER	POS	DATE SIGNED (TEAM)
Bryce Paup	LB	Feb. 16 (Buffalo)
Quentin Neujahr*	C	Mar. 3 (Baltimore)

* Restricted free agent

PLAYERS LOST (6)

PLAYER	POS	DATE SIGNED (TEAM)
Ty Hallock	FB	Feb. 16 (Chicago)
Natrone Means	RB	Mar. 6 (San Diego)
Derek Brown	TE	May 13 (Oakland)
Dave Widell	C	May 13 (Atlanta)
Esera Tuaolo	DT	May 14 (Atlanta)
Randy Jordan	RB	Jun. 2 (Oakland)

1999
PLAYERS SIGNED (3)

PLAYER	POS	DATE SIGNED (TEAM)
Gary Walker	DT	Feb. 12 (Tennessee)
Carnell Lake	S	Feb. 13 (Pittsburgh)
Kyle Brady*	TE	Feb. 16 (N.Y. Jets)

* Transition player

PLAYERS LOST (9)

PLAYER	POS	DATE SIGNED (TEAM)
Zack Crockett	FB	Mar. 16 (Oakland)
Travis Davis	S	Apr. 19 (Pittsburgh)
Brian DeMarco	G/OT	Apr. 2 (Cincinnati)
Chris Hudson	S	Apr. 22 (Chicago)
John Jurkovic	DT	Mar. 26 (Cleveland)
Pete Mitchell	TE	Mar. 24 (N.Y. Giants)
Kelvin Pritchett	DT	Apr. 27 (Detroit)
Troy Sadowski	TE	Apr. 21 (Washington)
Fernando Smith	DE	Mar. 19 (Baltimore)

2000
PLAYERS SIGNED (2)

PLAYER	POS	DATE SIGNED (TEAM)
Hardy Nickerson	MLB	Feb. 22 (Tampa Bay)
Jamie Martin	QB	Feb. 22 (Cleveland)

PLAYERS LOST (7)

PLAYER	POS	DATE SIGNED (TEAM)
Ben Coleman	OT/G	Jun. 15 (San Diego)
Jay Fiedler	QB	Feb. 22 (Miami)
Joe Patton	OT	Mar. 16 (San Diego)
James Stewart	RB	Feb. 15 (Detroit)
Dave Thomas	CB	Apr. 7 (N.Y. Giants)
Rich Tylski	G	Feb. 29 (Pittsburgh)
Regan Upshaw	DE	Mar. 1 (Oakland)

2001
PLAYERS SIGNED (0)

None

PLAYERS LOST (4)

PLAYER	POS	DATE SIGNED (TEAM)
Bryan Barker	P	Apr. 12 (Washington)
Todd Fordham	G/OT	Apr. 17 (Denver)
Mike Logan	S	Apr. 2 (Pittsburgh)
Daimon Shelton	FB	May 23 (Chicago)

2002
PLAYERS SIGNED (4)

PLAYER	POS	DATE SIGNED (TEAM)
Patrick Johnson	WR	Mar. 18 (Baltimore)
Bobby Shaw	WR	Apr. 3 (Pittsburgh)
Chris Naeole	G	Apr. 5 (New Orleans)
Detron Smith	FB	Apr. 8 (Denver)

PLAYERS LOST (5)

PLAYER	POS	DATE SIGNED (TEAM)
Renaldo Wynn	DE	Mar. 28 (Washington)
Mike Hollis	PK	Apr. 9 (Buffalo)
Jeff Posey	LB	Apr. 18 (Houston)
Sean Dawkins	WR	Apr. 25 (Minnesota)
Jonathan Quinn	QB	May 1 (Kansas City)

2003
PLAYERS SIGNED (4)

PLAYER	POS	DATE SIGNED (TEAM)
Mike Peterson	LB	Mar. 13 (Indianapolis)
Keith Mitchell	LB	Mar. 14 (Houston)
Hugh Douglas	DE	Mar. 15 (Philadelphia)
Marc Edwards	FB	Mar. 15 (New England)

PLAYERS LOST (7)

PLAYER	POS	DATE SIGNED (TEAM)
Zach Wiegert	OT	Mar. 3 (Houston)
Patrick Johnson	WR	Mar. 11 (Washington)
John Wade	C	Mar. 12 (Tampa Bay)
Bobby Shaw	WR	Mar. 18 (Buffalo)
Todd Fordham	OT/G	Mar. 20 (Pittsburgh)
Wali Rainer	MLB	Apr. 7 (Detroit)
Stacey Mack	RB	Apr. 8 (Houston)

2004
PLAYERS SIGNED (8)

PLAYER	POS	DATE SIGNED (TEAM)
Todd Yoder	TE	Mar. 5 (Tampa Bay)
Tommy Hendricks	LB	Mar. 8 (Miami)
Mike Compton	OT	Mar. 9 (New England)
Lewis Sanders	DB	Mar. 9 (Cleveland)
Deon Grant	S	Mar. 10 (Carolina)
Juran Bolden	CB	Mar. 24 (Atlanta)
Greg Favors	LB	Mar. 24 (Carolina)
Doug Johnson	QB	Apr. 28 (Atlanta)

PLAYERS LOST (4)

PLAYER	POS	DATE SIGNED (TEAM)
Leander Jordan	OT	Mar. 4 (San Diego)
Fernando Bryant	CB	Mar. 5 (Detroit)
Danny Clark	LB	Mar. 12 (Oakland)
Jamar Nesbit	G/C	Mar. 29 (New Orleans)

2005
PLAYERS SIGNED (3)

PLAYER	POS	DATE SIGNED (TEAM)
Reggie Hayward	DE	Mar. 2 (Denver)
Kenny Wright	CB	Mar. 31 (Houston)
Tony Williams	DT	Apr. 6 (Cincinnati)

PLAYERS LOST (1)

PLAYER	POS	DATE SIGNED (TEAM)
Bob Whitfield	OT	May 4 (N.Y. Giants)

2006
PLAYERS SIGNED (5)

PLAYER	POS	DATE SIGNED (TEAM)
Brian Williams	CB	Mar. 11 (Minnesota)
Stockar McDougle	OT	Mar. 16 (Miami)
Nick Greisen	LB	Apr. 28 (N.Y. Giants)
Randy Hymes	WR	May 18 (Baltimore)
Troy Edwards	WR	May 19 (Detroit)

PLAYERS LOST (6)

PLAYER	POS	DATE SIGNED (TEAM)
Akin Ayodele	LB	Mar. 13 (Dallas)
Kenny Wright	CB	Apr. 3 (Washington)
Jamie Winborn	LB	Apr. 3 (Tampa Bay)
Deke Cooper	S	Apr. 5 (Miami)
Mike Pearson	OT	Apr. 29 (Miami)
Ephraim Salaam	OT	May 1 (Houston)

2007
PLAYERS SIGNED (2)

PLAYER	POS	DATE SIGNED (TEAM)
Tony Pashos	OT	Mar. 2 (Baltimore)
Dennis Northcutt	WR	Mar. 5 (Cleveland)

PLAYERS LOST (3)

PLAYER	POS	DATE SIGNED (TEAM)
Kyle Brady	TE	Mar. 3 (New England)
Deon Grant	FS	Mar. 9 (Seattle)
Cortez Hankton	WR	Apr. 17 (Minnesota)

2008
PLAYERS SIGNED (5)

PLAYER	POS	DATE SIGNED (TEAM)
Jerry Porter	WR	Feb. 29 (Oakland)
Cleo Lemon	QB	Feb. 29 (Miami)
Drayton Florence	CB	Mar. 1 (San Diego)
Jimmy Kennedy	DT	Mar. 5 (Chicago)
Pierson Prioleau	S	Apr. 29 (Washington)

PLAYERS LOST (8)

PLAYER	POS	DATE SIGNED (TEAM)
Terry Cousin	S	May 23 (Cleveland)
Aaron Glenn	CB	Apr. 7 (New Orleans)
Quinn Gray	QB	Mar. 24 (Houston)
Sammy Knight	S	Mar. 4 (N.Y. Giants)
Bobby McCray	DE	Mar. 11 (New Orleans)
Shantee Orr	LB	Mar. 24 (Cleveland)
LaBrandon Toefield	RB	Mar. 10 (Carolina)
Ernest Wilford	WR	Mar. 1 (Miami)

2009
PLAYERS SIGNED (2)

PLAYER	POS	DATE SIGNED (TEAM)
Sean Considine	S	Feb. 27 (Philadelphia)
Tra Thomas	OT	Mar. 9 (Philadelphia)

PLAYERS LOST (4)

PLAYER	POS	DATE SIGNED (TEAM)
Khalif Barnes	OT	Mar. 14 (Oakland)
Mike Peterson	LB	Mar. 10 (Atlanta)
Pierson Prioleau	S	Mar. 26 (New Orleans)
Gerald Sensabaugh	S	Mar. 10 (Dallas)

2010
PLAYERS SIGNED (3)

PLAYER	POS	DATE SIGNED (TEAM)
Kassim Osgood	WR	Mar. 6 (San Diego)
Aaron Kampman	DE	Mar. 7 (Green Bay)
Freddy Keiaho	LB	Apr. 26 (Indianapolis)

PLAYERS LOST (1)

PLAYER	POS	DATE SIGNED (TEAM)
Clint Ingram	LB	May 19 (New Orleans)

2011
PLAYERS SIGNED (10)

PLAYER	POS	DATE SIGNED (TEAM)
Paul Posluszny	LB	July 29 (Buffalo)
Clint Session	LB	July 29 (Indianapolis)
Jason Spitz	G/C	July 29 (Green Bay)
Drew Coleman	DB	July 30 (N.Y. Jets)
Dawan Landry	S	July 30 (Baltimore)
Matt Turk	P	July 31 (Houston)
Tony Moll	G/T	Aug. 10 (Baltimore)
Matt Roth	DE	Aug. 12 (Cleveland)
Gerris Wilkinson	LB	Aug. 13 (N.Y. Giants)
Joey Haynos	TE	Aug. 21 (Miami)

PLAYERS LOST (6)

PLAYER	POS	DATE SIGNED (TEAM)
Sean Considine	S	July 29 (Carolina)
Justin Durant	LB	July 29 (Detroit)
Adam Podlesh	P	July 29 (Chicago)
Mike Sims-Walker	WR	July 29 (St. Louis)
Trent Edwards	QB	July 30 (Oakland)
Kirk Morrison	LB	Aug. 26 (Buffalo)

2012
PLAYERS SIGNED (5)

PLAYER	POS	DATE SIGNED (TEAM)
Laurent Robinson	WR	Mar.15 (Dallas)
Chad Henne	QB	Mar.15 (Miami)
Aaron Ross	DB	Mar. 21 (N.Y. Giants)
Naufahu Tahi	FB	May 7 (Minnesota)
Reggie Corner	CB	June 20 (Buffalo)

PLAYERS LOST (1)

PLAYER	POS	DATE SIGNED (TEAM)
Luke McCown	QB	June 7 (New Orleans)



ALL-TIME HONORS

PRO BOWL

Starters CAPITALIZED. Number in parentheses shows player's number of Pro Bowls as a Jaguar. (* did not play due to injury)

- 1996 — OT Tony Boselli
QB Mark Brunell
WR Keenan McCardell
- 1997 — P BRYAN BARKER
OT TONY BOSELLI (2)
QB Mark Brunell (2)
PK MIKE HOLLIS
WR Jimmy Smith
- 1998 — OT TONY BOSELLI (3)
WR JIMMY SMITH (2)
- 1999 — OT TONY BOSELLI (4)*
DE TONY BRACKENS
QB Mark Brunell (3)
LB KEVIN HARDY
S CARNELL LAKE
OT Leon Searcy
WR JIMMY SMITH (3)
- 2000 — OT TONY BOSELLI (5)*
WR Jimmy Smith (4)
- 2001 — WR Jimmy Smith (5)*
DT Gary Walker
- 2002 — P Chris Hanson
- 2003 — DT MARCUS STROUD
- 2004 — DT MARCUS STROUD (2)
DT John Henderson
- 2005 — DT MARCUS STROUD (3)
- 2006 — CB RASHEAN MATHIS*
DT John Henderson (2)
- 2007 — RB Fred Taylor
- 2009 — QB David Garrard
RB Maurice Jones-Drew
- 2010 — RB MAURICE JONES-DREW* (2)
TE Mercedes Lewis
ST Montell Owens
- 2011 — RB MAURICE JONES-DREW (3)
ST Montell Owens (2)

PRO BOWL MVP

- 1997 — QB Mark Brunell

ALL-PRO SELECTIONS

Legend: AP — Associated Press; PFWA — Pro Football Writers of America; TSN — The Sporting News; PFW — Pro Football Weekly; FN — Football News; FD — Football Digest; USA — USA Today; SI — Sports Illustrated; CPFN — College & Pro Football Newsweekly

- OT Tony Boselli** — 1996: USA, SI; 1997: AP, PFWA, TSN, PFW, FN, USA, CPFN; 1998: AP, PFWA, TSN, PFW, FN, USA, CPFN, FD; 1999: AP, PFWA, SI, TSN, PFW, USA, CPFN, FN, FD; 2000: FN (All-AFC)
- P Bryan Barker** — 1997: AP, PFW, FD
- PR Reggie Barlow** — 1998: CPFN; 1999: CPFN (second team)
- CB Aaron Beasley** — 1999: CPFN
- DE Tony Brackens** — 1999: SI, USA, FN, AP (second team), PFW (All-AFC), CPFN (second team)
- S Donovan Darius** — 1999: FD (second team)
- P Chris Hanson** — 2002: AP (second team), PFWA, PFW (All-AFC), FD (second team)
- LB Kevin Hardy** — 1999: AP, TSN, PFW, USA, CPFN, FN, FD
- DT John Henderson** — 2006: AP (second team)
- PK Mike Hollis** — 1997: CPFN
- RB Maurice Jones-Drew** — 2009: SN (second team); 2011: AP, PFWA
- S Carnell Lake** — 1999: PFW, CPFN, FN, FD, AP (second team), FD (second team)
- CB Rashean Mathis** — 2006: AP, TSN, USA, PFW/PFWA, PFW/PFWA (All-AFC)
- FB Montell Owens** — 2008: SI (special teams)
- LB Mike Peterson** — 2005: AP (second team)
- OT Leon Searcy** — 1997: USA; 1999: AP (second team), CPFN (second team)
- WR Jimmy Smith** — 1998: AP (second team); 1999: FN, AP (second team), CPFN (second team), PFW (All-AFC)
- DT Marcus Stroud** — 2003: AP (second team), PFW (All-AFC), FN (second team); 2004: PFW (All-AFC), FD (second team); 2005: TSN (All-Pro)
- RB Fred Taylor** — 2007: AP (second team)
- DT Gary Walker** — 2001: SI, FD (second team)

ALL-ROOKIE SELECTIONS

Legend: PFWA — Pro Football Writers of America; PFW — Pro Football Weekly; FN — Football News; CPFN — College & Pro Football Newsweekly; FD — Football Digest; TSN — The Sporting News

- DT Tyson Alualu** — PFW, TSN (2010)
- OT Khalif Barnes** — PFW/PFWA (2005)
- OT Tony Boselli** — PFWA, PFW, FN, CPFN (1995)
- CB Aaron Beasley** — FN (1996)
- DE Tony Brackens** — PFWA, PFW, FN, CPFN (1996)
- CB Fernando Bryant** — PFWA, PFW, CPFN, FN, FD (1999)
- C Michael Cheever** — FN, CPFN (1996)
- S Donovan Darius** — PFW, FN, FD (1998)
- LB Kevin Hardy** — PFWA, PFW, FN, CPFN (1996)
- DT John Henderson** — PFWA, PFW (2002)
- RB Maurice Jones-Drew** — PFW/PFWA (2006)
- DT Terrance Knighton** — PFW (2009)
- QB Byron Leftwich** — PFW (2003)
- G Vince Manuwai** — PFW (2003)
- G Brad Meester** — PFWA, PFW, FN (2000)
- FS Reggie Nelson** — PFW/PFWA (2007)
- MLB Bryan Schwartz** — FN (1995)
- DT Larry Smith** — FN (1999)
- RB Fred Taylor** — PFW, FN, CPFN, FD (1998)
- OT Maurice Williams** — FN (2001)
- DT Renaldo Wynn** — PFW, FN, CPFN (1997)

COACHING AWARDS

- Tom Coughlin** — AFC Coach of the Year, UPI (1996)
- Dom Capers** — Assistant Coach of the Year, Pro Football Writers of America, USA Today and Defensive Coordinator of the Year, Football Digest (1999)

NFL PLAYERS ASSOCIATION AWARDS

- 1995 — Bryan Barker, AFC Punter of the Year
- 1996 — Jimmy Smith, AFC Receiver of the Year
- 1997 — Bryan Barker, AFC Punter of the Year

INDIVIDUAL LEAGUE LEADERS

		NET PUNTING
1995	Bryan Barker	38.6
		PASSING YARDS
1996	Mark Brunell	4,367
		POINTS
1997	Mike Hollis	134
		RECEIVING
1999	Jimmy Smith	116
		RUSHING
2011	Maurice Jones-Drew	1,606

AFC PLAYER OF THE MONTH

- December — Mark Brunell, Offensive — **1996** —
- December — Keenan McCardell, Offensive — **1997** —
- December — Keenan McCardell, Offensive — **1999** —
- September — Aaron Beasley, Defensive
- October — Tony Brackens, Defensive
- November — Tony Brackens, Defensive
- December — Jimmy Smith, Offensive — **2005** —
- September — Chris Hanson, Special Teams
- December — Mike Peterson, Defensive — **2007** —
- December — Fred Taylor, Offensive

NFL ROOKIE OF THE MONTH

- December — Tony Brackens, Defensive — **1996** —
- September — Fred Taylor, Offensive — **1998** —
- November — Donovan Darius, Defensive
- December — Fred Taylor, Offensive — **2003** —
- November — Byron Leftwich, Offensive
- December — Rashean Mathis, Defensive — **2006** —
- November — Clint Ingram, Defensive

FEDEX GROUND PLAYER OF THE YEAR

- December — Fred Taylor — **2007** —



JAGUARS ALL-TIME ROSTER

(active one or more games on the 53-man roster)

- A -		Cloherly, Colin	TE	Brown	2011	Gildon, Jason	DE	Oklahoma State	2004			
Adams, Blue	CB	Cincinnati	2003	Cobb, Reggie*	RB	Tennessee	1995	Givins, Ernest	WR	Louisville	1995	
Akbar, Hakim	LB	Washington	2003	Coe, Michael	DB	Alabama State	2009-10	Glenn, Aaron	CB	Texas A&M	2007	
Alexander, Dan	RB/FB	Nebraska	2002	Cohen, Landon	DT	Ohio	2010	Goebel, Brad	QB	Baylor	1995	
Alexander, Eric	LB	Louisiana State	2010	Coleman, Ben	G	Wake Forest	1995-99	Goganius, Keith	LB	Penn State	1995	
Alexander, Gerald	S	Boise State	2009-10	Coleman, Drew	CB	Texas Christian	2011	Graham, Kent	QB	Ohio State	2002	
Alexis, Rich	RB	Washington	2005-06	Coleman, Marco	DE	Georgia Tech	2002	Graham, Roger	RB	New Haven	1996	
Allen, David	RB/KR	Kansas State	2003-04	Colinet, Stalin	DE	Boston College	2002	Grant, Deon	S	Tennessee	2004-06	
Allen, Russell	LB	San Diego State	2009-11	Collier, Richard	OT	Valdosta State	2006-08	Gray, Quinn	QB	Florida A&M	2003-07	
Alualu, Tyson	DT	California	2010-11	Collins, Nate	DT	Virginia	2010-11	Green, Donny	LB	Virginia	2001	
Anderson, Curtis	CB	Pittsburgh	1997	Colon, Harry	S	Missouri	1995	Green, Brandon	DE	Rice	2003-04	
Angulo, Richard	TE	W. New Mexico	2007-08	Combs, Chris	DE	Duke	2002	Green, Rogerick	CB	Kansas State	1995	
Armour, JoJuan	S	Miami (Ohio)	1999	Compton, Mike	G	West Virginia	2004	Greene, Courtney	S	Rutgers	2009-11	
Ayodele, Akin	LB	Purdue	2002-05	Connolly, Dan	G	Southeast Missouri St.	2005	Greisen, Nick	LB	Wisconsin	2006	
- B -		Considine, Sean	S	Iowa	2009-10	Griffin, Chris	FB/TE	New Mexico	1996			
Baldrige, Daniel	OT	Marshall	2010	Cooper, Deke	S	Notre Dame	2003-05	Griffith, Rich	TE	Arizona	1995-2000	
Ballard, Clenton	DT	SW Texas State	2002	Cooper, Marquis	LB	Washington	2007	Groves, Quentin	DE	Auburn	2008-09	
Baniewicz, Mark	OT	Syracuse	2000-01	Cordova, Jorge	LB	Nevada-Reno	2004-07	Grow, Monty	S	Florida	1995	
Banks, Tavian	RB	Iowa	1998-99	Cornish, Frank*	C	UCLA	1995	- H -				
Barker, Bryan	P	Santa Clara	1995-2000	Cousin, Terry	CB	South Carolina	2005-07	Hall, Dana	S	Washington	1996-97	
Barlow, Reggie	WR	Alabama State	1996-2000	Cox, Derek	CB	William & Mary	2009-11	Hall, Ray	DT	Washington State	1995	
Barnes, Khalif	OT	Washington	2005-08	Cox, Kennard	DB	Pittsburgh	2008-09	Hallock, Ty	FB/TE/LB	Michigan State	1996-97	
Barnes, Lionel	DE	La.-Monroe	2003-04	Cox, Renard	DB	Maryland	2001	Hamilton, James	LB	North Carolina	1997-98	
Battles, Ainsley	S	Vanderbilt	2001-02	Craft, Jason	CB	Colorado State	1999-2003	Hamlin, Michael	S	Clemson	2010	
Bean, Robert	CB	Mississippi State	2002	Crockett, Zack	FB	Florida State	1998	Hammonds, Juan	DE	Michigan State	1996	
Beasley, Aaron	CB	West Virginia	1996-2001	Criss, Shad	CB	Missouri	2000	Hankton, Cortez	WR	Texas Southern	2003-06	
Bell, Ricky	CB	North Carolina State	1996	Cunningham, Richie	PK	Southwestern Louisiana	2002	Hanson, Chris	P	Marshall	2001-06	
Bentley, Kevin	LB	Northwestern	2011	Curry, Eric	DE	Alabama	1998-99	Hardy, Kevin	LB	Illinois	1996-2001	
Beuerlein, Steve	QB	Notre Dame	1995	Cutrer, Jacob	LB	Louisiana State	2010	Harris, DuJuan	RB	Troy	2011	
Black, Jordan	OT	Notre Dame	2008-10	- D -			Harris, Nick	P	California	2011		
Blade, Willie	DT	Mississippi State	2004	Daniels, Torrance	LB	Harding	2009	Hart, Larry	DE	Central Arkansas	2010	
Bolden, Juran	CB	Mississippi Delta	2004	Darius, Donovan	S	Syracuse	1998-2006	Harrington, Chris	DE	Texas A&M	2009	
Bolen, Brock	FB	Louisville	2009-11	Davey, Don	DT	Wisconsin	1995-98	Harvey, Derrick	DE	Florida	2008-10	
Boselli, Tony	OT	Southern Cal.	1995-2001	Davis, Andre	DT	Southern	1996	Haslam, Kevin	OL	Rutgers	2010	
Bosworth, Kyle	LB	UCLA	2011	Davis, Jim	DE	Virginia Tech	2005	Hatchette, Matthew	WR	Langston	2003	
Bouman, Todd	QB	St. Cloud State	2007, 2010	Davis, Travis	S	Notre Dame	1995-98	Hawkins, Brent	DE	Illinois State	2006-07	
Bouwens, Shawn	G	Nebraska Wesleyan	1995	Dawkins, Sean	WR	California	2001	Hayward, Reggie	DE	Iowa State	2005-09	
Bowen, Alvin	LB	Iowa State	2010	DeLong, Greg	TE	North Carolina	2000	Heath, T.J.	CB	Jacksonville State	2011	
Boyer, Brant	LB	Arizona	1995-2000	DeMarco, Brian	OT	Michigan State	1995-98	Henderson, John	DT	Tennessee	2002-09	
Boyd, Danny	PK	Louisiana State	2002	Devine, Kevin	CB	California	1997-98	Hendricks, Tommy	LB	Michigan	2004	
Boyd, James	S	Penn State	2001-02	Dickerson, Bryan	FB	Eastern Kentucky	1995	Herndon, Jimmy	OT	Houston	1996	
Boykin, Deral	S	Louisville	1995	Dillard, Jarett	WR	Rice	2009, 2011	Hill, Jason	WR	Washington State	2010-11	
Brackenridge, Tyron	CB	Washington State	2009-10	Dingle, Nate	LB	Cincinnati	1996	Hollis, Mike	PK	Idaho	1995-2001	
Brackens, Tony	DE	Texas	1996-2003	Douglas, Henry	WR	North Carolina A&T	2002	Holmes, Jaret	PK	Auburn	2001	
Bradfield, Cameron	OT	Grand Valley State	2011	Douglas, Hugh	DE	Central State	2003	Holt, Torry	WR	North Carolina State	2009	
Brady, Kyle	TE	Penn State	1999-2006	Douzable, Leger	DT	Central Florida	2010-11	Howard, Chris	RB	Michigan	1998-2000	
Britton, Eben	OT	Arizona	2009-11	Dukes, Chad	RB	Pittsburgh	2000	Howard, Desmond	WR	Michigan	1995	
Brooks, Bobby	LB	Fresno State	2002	Dumas, Mike	S	Indiana	1995	Hudson, Chris	S	Colorado	1995-98	
Brooks, Bucky	CB	North Carolina	1996-97	Dunbar, Vaughn	RB	Indiana	1995	Hughes, Nate	WR	Alcorn State	2008-09	
Broussard, John	WR	San Jose State	2007	Durant, Justin	LB	Hampton	2007-10	Humphrey, Deon	LB	Florida State	2003	
Brown, C.C.	S	Louisiana-Lafayette	2011	- E -			Hunter, Wayne	OT	Hawaii	2006		
Brown, Chris	CB	Alabama-Birmingham	2003	Edwards, Marc	FB	Notre Dame	2003-04	Huntington, Greg	G/C	Penn State	1995-97	
Brown, Delvin	S	Miami (Fla.)	2001	Edwards, Trent	QB	Stanford	2010	- I -				
Brown, Derek	TE	Notre Dame	1995-97	Edwards, Troy	WR	Louisiana Tech	2003-04	Ingram, Clint	LB	Oklahoma	2006-09	
Brown, Milford	G	Florida State	2008	Ellison, Atiyah	DT	Missouri	2008-09	Ingram, Steve	G/OT	Maryland	1999	
Bruce, Mkristo	DE	Washington State	2008	Epstein, Hayden	PK	Michigan	2002	Inzer, Drew	C/G	Brown	2002	
Brunell, Mark	QB	Washington	1995-2003	Estandia, Greg	TE	Nevada-Las Vegas	2007-09	Irvin, Corvey	DT	Georgia	2011	
Bryant, Fernando	CB	Alabama	1999-2003	Estes, John	C	Hawaii	2011	Issac, Rod	DD	Middle Tennessee State	2011	
Bullard, Kendrick	WR	Arkansas State	1996	- F -			Ivuh, Brian	LB	Colorado	2006-09		
Burnett, Chester	MLB	Arizona	1999	Favors, Greg	LB	Mississippi State	2004-05	- J -				
- C -		Fiedler, Jay	QB	Figures, Deon	CB	Dartmouth	1999	Jackson, Chevis	CB	Louisiana State	2010	
Cain, Jeremy	LS	Massachusetts	2009-11	Fletcher, Derrick	G	Colorado	1997-98	Jackson, Grady	DT	Knoxville	2007	
Carney, John	PK	Notre Dame	2007	Florence, Drayton	G	Baylor	2004-05	Jackson, Lenzie	WR	Arizona State	1999	
Carey, Don	S	Norfolk State	2010	Fordham, Todd	CB	Tuskegee	2008	Jackson, Willie	WR	Florida	1995-97	
Carrington, Darren	S	Northern Arizona	1995	Forney, Kynan	G/OT	Florida State	1997-2002	James, William	CB	Western Illinois	2008	
Carroll, Ahmad	CB	Arkansas	2006	Franklin, Brad	G	Hawaii	2009	Janes, Ron	FB	Missouri	1998	
Carter, Bernard	LB	East Carolina	1995	Franklin, Stephen	CB	Louisiana-Lafayette	2003	Jennings, Rashad	RB	Liberty	2009-10	
Cesario, Anthony	G	Colorado State	1999	Frase, Paul	LB	Southern Illinois	2011	Johnson, Anthony	RB	Notre Dame	2000	
Chambers, Derrick	OT	Florida	2001-02	Freeman, Eddie	DE/DT	Syracuse	1995-96	Johnson, Kevin	WR	Syracuse	2003	
Chamblin, Corey	CB	Tennessee Tech	1999	Fuamatu-Ma'afala, Chris	DL	Alabama-Birmingham	2004	Johnson, Patrick	WR	Oregon	2002	
Chanoine, Roger	OT	Temple	2002	Fudge, Jamaal	RB	Utah	2003-04	Johnson, Rob	QB	Southern California	1995-97	
Charlton, Ike	CB	Virginia Tech	2002	Furrer, Will	S	Clemson	2006-07	Johnson, Tommy	CB	Alabama	1995	
Chase, Martin	DT	Oklahoma	2005	- G -			Jones, Brian	TE	Arkansas-Pine Bluff	2004-05		
Cheever, Michael	C	Georgia Tech	1996-98	Gabbert, Blaine	QB	Missouri	2011	Jones, Damon	TE	Southern Illinois	1997-2001	
Chick, John	DE	Utah State	2011	Gardner, Isaiah	CB	Maryland	2008	Jones, David	CB	Wingate	2010-11	
Christopherson, Ryan	FB	Wyoming	1995-96	Garrard, David	QB	East Carolina	2002-10	Jones, George	RB	San Diego State	1998	
Chung, Eugene	G	Virginia Tech	1995	Gayle, Rashid	CB	Boise State	1996	Jones, Greg	FB/RB	Florida State	2004-11	
Clark, Danny	LB	Illinois	2000-03	Gibson, Damon	WR/KR	Iowa	2001-02	Jones, Matt	WR	Arkansas	2005-08	
Clark, Reggie	LB	North Carolina	1995-96	Gilbert, Tony	LB	Georgia	2003-07	Jones-Drew, Maurice	RB/KR	UCLA	2006-11	
Clark, Vinnie	CB	Ohio State	1995-96				Jordan, Leander	G/OT	Indiana (Pa.)	2002		
									Jordan, Randy	RB	North Carolina	1995-97



JAGUARS ALL-TIME ROSTER

Joseph, Elvis	RB	Southern	2001-02	Mitchell, Keith	LB	Texas A&M	2003	Romberg, Brett	C	Miami (Fla.)	2003-05				
Jurkovic, John	DT	Eastern Illinois	1996-98	Mitchell, Pete	TE	Boston College	1995-98, 2002	Ross, Micah	WR	Jacksonville	2001-03				
- K -															
Kadela, Dave	OT	Virginia Tech	2002	Monroe, Eugene	OT	Virginia	2009-11	Roth, Matt	DE	Iowa	2011				
Kampman, Aaron	DE	Iowa	2010	Moore, Will	WR	Texas Southern	1997-98	Royals, Mark	P	Appalachian State	2003				
Karim, Deji	RB/KR	Southern Illinois	2010-11	Moreau, Frank	RB	Louisville	2001	Rucker, Martin	TE	Missouri	2011				
Keith, Craig	TE	Lenoir-Rhyne	1995	Moreland, Earthwind	CB	Georgia Southern	2001	Russell, Brian	S	San Diego State	2009				
Kennedy, Jimmy	DT	Penn State	2008	Morgan, Aaron	DE	Louisiana-Monroe	2010	Rutland, Kevin	CB	Missouri	2011				
Kirlew, Jammie	DE	Indiana	2011	Morrison, Kirk	LB	San Diego State	2010	- S -							
Knight, Sammy	S	Southern California	2007	Mosley, C.J.	DT	Missouri	2010-11	Sadowski, Troy	TE	Georgia	1998				
Knighton, Terrance	DT	Temple	2009-11	Myslinski, Tom	G	Tennessee	1995	Salaam, Ephraim	OT	San Diego State	2004-05				
Koch, Aaron	G/OT	Oregon State	2000-02	- N -								Schwartz, Bryan	MLB	Augustana (S.D.)	1995-99
Kopp, Jeff	LB	Southern California	1996-98	Naeole, Chris	G	Colorado	2002-08	Scobee, Josh	PK	Louisiana Tech	2004-11				
- L -												Searcy, Leon	OT	Miami (Fla.)	1996-2000
Lageman, Jeff	DE	Virginia	1995-98	Navarre, Jeremy	DE	Maryland	2009	Seder, Tim	PK	Ashland (Ohio)	2002				
Lake, Carnell	S	UCLA	1999-2000	Nelson, Reggie	OT	McNeese State	2000	Selvie, George	DE	South Florida	2011				
Landolt, Kevin	DT	West Virginia	1999	Nelson, Reggie	S	Florida	2007-09	Sensabaugh, Gerald	S	North Carolina	2005-08				
Landri, Derek	DT	Notre Dame	2007-09	Nesbit, Jamar	G	South Carolina	2003	Session, Clint	LB	Pittsburgh	2011				
Landry, Dawan	S	Georgia Tech	2011	Neufeld, Ryan	TE	UCLA	2000	Settles, Tawambi	S	Duke	1998				
Lane, Austen	DE	Murray State	2010-11	Neujahr, Quentin	C	Kansas State	1998-2000	Seward, Adam	LB	Nevada-Las Vegas	2009				
Laro, Gordon	TE	Boston College	1995	Newsome, Jamar	WR	Central Florida	2011	Sharon, Charles	WR	Bowling Green	2006				
Ledford, Dwayne	G	East Carolina	2000	Newton, Cecil	C	Tennessee State	2009	Shaw, Bobby	WR	California	2002				
Leftwich, Byron	QB	Marshall	2003-06	Nickerson, Hardy	MLB	California	2000-01	Shaw, Tim	LB	Penn State	2008				
Lemon, Cleo	QB	Arkansas State	2008	Nkang, Chad	S	Elon	2007-08	Shelton, Daimon	FB	Sacramento State	1997-2000				
Leonard, Matt	DT	Stanford	2003	Nori, Mark	OG	Boston College	1997-98	Sheppard, Ashley*	LB	Clemson	1995				
Leroy, Emarlos	DT	Georgia	1999-2000	Norman, Dennis	C	Princeton	2004-08	Shepherd, Gannon	OT	Duke	2000-01				
Lewis, Jermaine	WR/KR	Maryland	2003-04	Northcutt, Dennis	WR	Arizona	2007-08	Shorts III, Cecil	WR/RS	Mount Union	2011				
Lewis, Mercedes	TE	UCLA	2006-11	Novak, Jeff	G/OT	Southwest Texas State	1995-98	Simmons, Clyde	DE	Western Carolina	1996-97				
Lindsey, Steve	PK	Mississippi	1999-2000	Nwaneri, Uche	G	Purdue	2007-11	Sims-Walker, Mike	WR	Central Florida	2008-11				
Lockley, Mike	LB	Florida Atlantic	2011	- O -								Slaughter, T.J.	MLB	Southern Miss.	2000-03
Lockett, Kevin	WR	Kansas State	2002	Ogden, Marques	OL	Howard	2003	Smeenge, Joel	DE	Western Michigan	1995-2000				
Logan, Ernie	DE	East Carolina	1995-96	Olson, Erik	S	Colorado State	2000	Smiley, Justin	G	Alabama	2010				
Logan, Mike	S	West Virginia	1997-2000	Orr, Shantee	LB	Michigan	2007	Smith, Anthony	S	Syracuse	2009-10				
Lowe, Omari	CB	Washington	2008	Onobun, Fendi	TE	Houston	2011	Smith, Bryan	LB	McNeese State	2009				
Lowe, Reggie	LB	Troy State	1998	Osgood, Kassim	WR	San Diego State	2010-11	Smith, Daryl	LB	Georgia Tech	2004-11				
Lowery, Dwight	DB	San Jose State	2011	Owens, Chad	WR/KR	Hawaii	2005-07	Smith, Emanuel	WR	Arkansas	2000				
Lowry, Calvin	S	Penn State	2008	Owens, Montell	FB	Maine	2006-11	Smith, Fernando	DE	Jackson State	1998				
Luzar, Chris	TE	Virginia	2002-03	Owusu-Ansah, Akwasi	S	Indiana (Pa.)	2011	Smith, Jeff	C	Tennessee	2000-01				
- M -												Smith, Jimmy	WR	Jackson State	1995-2005
Mack, Stacey	RB	Temple	1999-2002	Parker, Chris	RB	Marshall	1997	Smith, Joe	RB	Louisiana Tech	2003				
Mackenzie, Malaefoe	FB	Southern California	2003	Parker, Ricky	CB	San Diego State	1997	Smith, Larry	DT	Florida State	1999-2002				
Maddox, Anthony	DT	Delta State	2004-05	Pashos, Tony	OT	Illinois	2007-08	Smith, Paul	QB	Tulsa	2008				
Manning, Roy	LB	Michigan	2007	Patterson, Elton	DE	Central Florida	2004	Smith, Steve	CB	Oregon	2002				
Manuwai, Vince	G	Hawaii	2003-10	Paup, Bryce	LB	Northern Iowa	1998-99	Smolko, Isaac	TE	Penn State	2007				
Marler, Seth	PK	Tulane	2003	Payne, Seth	DT	Cornell	1997-2001	Sorensen, Nick	S	Virginia Tech	2003-06				
Marsh, Curtis	WR	Utah	1995-96	Pearman, Alvin	RB	Virginia	2005-06, 2008	Soward, R. Jay	WR	Southern California	2000-01				
Martin, Jamie	QB	Weber State	1998, 2000	Pearson, Mike	OT	Florida	2002-05	Spencer, Charles	OT	Pittsburgh	2008				
Marts, Lonnie	LB	Tulane	1999-2000	Pelshak, Troy	LB	North Carolina A&T	2000	Spicer, Paul	DE	Saginaw Valley State	2000-08				
Mason, Eddie	LB	North Carolina	1998	Perryman, Ray	S	Northern Arizona	2003-04	Spitz, Jason	G/C	Louisville	2011				
Mason, Michael	DE	Kentucky State	2000	Peterson, Greg	DT	North Carolina Central	2009	Stai, Brenden	OT	Nebraska	2000				
Massey, Robert	CB	North Carolina Central	1996	Peterson, Mike	LB	Florida	2003-08	Stambaugh, Phil	QB	Lehigh	2001				
Maston, Le'Shai	FB	Baylor	1995-96	Pettway, Kenny	DE	Grambling State	2006-07	Stanley, Montavious	DT	Louisville	2006, 2009				
Mathis, Rashean	CB/S	Bethune-Cookman	2003-11	Phlicox, Todd	QB	Syracuse	1996	Starks, Scott	CB	Wisconsin	2005-09				
Matthews, John	WR	San Diego	2010	Podlesh, Adam	P	Maryland	2007-10	Stephens, Santo	LB	Temple	1995				
Matthews, Steve	QB	Memphis	1997	Porter, Jerry	WR	West Virginia	2008	Stephenson, Cameron	G	Rutgers	2008				
Mayfield, Corey	DT	Oklahoma	1995	Poslusny, Paul	LB	Penn State	2011	Stewart, James	RB	Tennessee	1995-99				
McBath, Darcel	S	Texas Tech	2011	Potter, Zach	TE	Nebraska	2009-11	Stewart, Rayna	S	Northern Arizona	1999-2000				
McBride, Trumaine	CB	Mississippi	2011	Posey, Jeff	LB	Southern Mississippi	2001	Stith, Shyrone	RB	Virginia Tech	2000				
McCardell, Keenan	WR	Nevada-Las Vegas	1996-2001	Price, Taylor	WR	Ohio	2011	Stokes, J.J.	WR	UCLA	2003				
McClain, Jimmy	LB	Troy State	2004	Prince, Ryan	TE	Weber State	2001	Storz, Erik	LB	Boston College	1998-2000				
McCown, Luke	QB	Louisiana Tech	2009-11	Prioleau, Pierson	S	Virginia Tech	2008	Stroud, Marcus	DT	Georgia	2001-07				
McCray, Bobby	DE	Florida	2004-07	Pritchett, Kelvin	DT	Mississippi	1995-98	Studstill, Darren	S	West Virginia	1995-96				
McCree, Marlon	S	Kentucky	2001-03	Prosinski, Chris	S	Wyoming	2011	Swift, Michael	CB	Austin Peay	2000				
McDaniel, Tony	DT	Tennessee	2006-08	- P -								- T -			
McDougle, Stockar	G	Oklahoma	2006-07	Quinn, Jonathan	QB	Middle Tenn. State	1998-2001	Tarle, Jim	PK	Arkansas State	2000-01				
McElmurry, Blaine	S	Montana	1998-99	- Q -								Taylor, Cordell	CB	Hampton	1998
McGee, Scotty	RS/CB	James Madison	2010	- R -								Taylor, Fred	RB	Florida	1998-2008
McManus, Tom	LB	Boston College	1995-99	Rackley, Will	G/C	Lehigh	2011	Taylor, Shannon	LB	Virginia	2003				
McQuistan, Paul	OL	Weber State	2009	Rainer, Wali	MLB	Virginia	2002	Terrell, Daryl	G/OT	Southern Mississippi	2002				
Means, Natrone	RB	North Carolina	1996-97	Ramsey, Patrick	QB	Tulane	2010	Terry, Adam	OT	Syracuse	2010				
Meester, Brad	C/G	Northern Iowa	2000-11	Ransom, Derrick	DT	Cincinnati	2004	Terry, Corey	LB	Tennessee	1999				
Meier, Rob	DL	Washington State	2000-09	Redmond, Jimmy	WR	McNeese State	2002-03	Thomas, Dave	CB	Tennessee	1995-99				
Middleton, William	CB	Furman	2009-11	Reyes, Tutan	G	Mississippi	2007-08	Thomas, Edward	LB	Georgia Southern	2000-02				
Miller, Bronzell	DE	Utah	1995	Richardson, David	CB	Cal Poly-SLO	2004-06	Thomas, Kiwaukee	CB	Georgia Southern	2000-04				
Miller, Craig	S	Utah State	2000	Richie, David	DE	Washington	2000	Thomas, Mike	WR	Arizona	2009-11				
Miller, Drew	C/G	Florida	2008	Rison, Andre	WR	Michigan State	1996	Thomas, Pat	LB	North Carolina State	2005-07				
Miller, Jim	QB	Michigan State	1997	Roberson, Chris	CB	Eastern Michigan	2005	Thomas, Tra	OT	Florida State	2009				
Miller, Zach	TE	Nebraska-Omaha	2009-11	Roberson, James	DE	Florida State	1999	Thompson, Chris	CB	Nicholls State	2004				
Mills, Javor	DE	Auburn	2002	Robinson, Eddie	LB	Alabama State	1996-97	Thompson, Lamont	S	Washington State	2007				
Mincey, Jeremy	DE	Florida	2006-08, 2010-11	Robinson, Roderick	QB	Arkansas-Pine Bluff	2001	Thompson, Mike	DT	Wisconsin	1995				
Mitchell, Anthony	S	Tuskegee	2003	Rodgers, Stefan	OT	Lambuth	2008	Threats, Jabbar	DE	Michigan State	1997-98				
- S -												Tillman, Cedric	WR	Alcorn State	1995
- T -												Toefield, LaBrandon	RB	Louisiana State	2003-07



JAGUARS ALL-TIME ROSTER

Trapp, James	CB	Clemson	2003
Trent, Morgan	CB	Michigan	2011
Tuaolo, Esera	DT	Oregon State	1997
Tuipala, Joseph	MLB	San Diego State	2001-02
Turk, Matt	P	Wisconsin-Whitewater	2011
Tylski, Rich	OG	Utah State	1996-99

- U -

Underwood, Tiquan	WR	Rutgers	2009-10
Upshaw, Regan	DE	California	1999

- V -

Venzke, Patrick	OT	Idaho	2001
-----------------	----	-------	------

- W -

Wade, John	C	Marshall	1998-2002
Wade, Todd	OL	Mississippi	2008
Walker, Gary	DT	Auburn	1999-2001
Warren, Terrence	WR	Hampton	1995
Washington, Chauncey	RB	Southern California	2008
Washington, Dewayne	CB	North Carolina State	2004
Washington, Mickey	CB	Texas A&M	1995-96
Washington, Patrick	FB	Virginia	2001-02
Weatherford, Steve	P	Illinois	2008
Webb, Dee	CB	Florida	2006
Wesley, Joe	LB	Louisiana State	2001
West, Chastin	WR	Fresno State	2011
Westmoreland, Eric	LB	Tennessee	2001-03
Wheatley, Terrence	CB	Colorado	2010
Wheeler, Damen	CB	Colorado	2001
Whimper, Guy	OT	East Carolina	2010-11
White, Chris	DE	Southern	1999
White, Jose	DE	Howard	1996-98
White, Reggie	RB	Oklahoma State	2001
White, Tracy	LB	Howard	2005
Whitfield, Bob	OT	Stanford	2004
Whitted, Alvis	WR	North Carolina State	1998-2001
Widell, Dave	C	Boston College	1995-97
Wiegert, Zach	G/OT	Nebraska	1999-2002
Wiley, Marcellus	DE	Columbia	2005-06
Wilford, Ernest	TE/WR	Virginia Tech	2004-07, 2009-10
Wilkerson, Bruce	OT	Tennessee	1995
Williams, Brian	CB	North Carolina State	2006-08
Williams, James	LB	Mississippi State	1995
Williams, Jermaine	FB	Houston	2000
Williams, Julius	DE	Connecticut	2009
Williams, Lamanzer	DE	Minnesota	1998
Williams, Mark	LB	Ohio State	1995
Williams, Maurice	OT/G	Michigan	2001-09
Williams, Randal	WR	New Hampshire	2001
Williams, Reggie	WR	Washington	2004-08
Williams, Sammy	OT	Oklahoma	2003
Williams, Thomas	LB	Southern California	2008
Williamson, Troy	WR	South Carolina	2008-09
Wimbush, Derrick	RB/KR	Fort Valley State	2005-06
Winborn, Jamie	LB	Vanderbilt	2005
Witherspoon, Brian	CB	Stillman	2008-09
Woods, D Juan	WR	Oklahoma State	2008
Wrightster, George	TE	Oregon	2003-08
Wright, Kenny	CB	Northwestern State	2005
Wyche, James	DE	Syracuse	2006-09
Wynn, Renaldo	DT	Notre Dame	1997-2001

- Y -

Yoder, Todd	TE	Vanderbilt	2004-05
Youboty, Ashton	CB	Ohio State	2011
Young, David	S	Georgia Southern	2003

- Z -

Zahursky, Steve	OT	Kent State	2001
Zelenka, Joe	TE/LS	Wake Forest	2001-08

** Cobb, Cornish and Sheppard were on the expanded 56-man roster (for expansion teams) during the first three weeks of the 1995 season

INJURED RESERVE

(never on 53-man roster)			
Brown, Leon	RB	Eastern Kentucky	1995
Chambers, Derrick	G/OT	Florida	2002
Chustz, Joe	OT	Louisiana Tech	2000
Connolly, Dan	G	SE Missouri State	2006
Cotrone, Anthony	FB	Maine	2008
Davis, Jim	DE	Virginia Tech	2006

Fisher, John	DB	Western Missouri	1996
Horrocks, Theo	DT	Vanderbilt	2008
Jackson, Al	CB	Georgia	1995
Keiaho, Freddy	LB	San Diego State	2010
Lewis, Jonathan	DT	Virginia Tech	2008
Mills, Javor	DE	Auburn	2003
Myles, Tywain	DT	Tarleton State	2008
Morabito, Tim	DT	Boston College	2002
Murphy, Richard	RB	Louisiana State	2011
Patterson, Elton	DE	Central Florida	2006
Price, Marcus	G	Louisiana State	1995
Roberson, Chris	CB	Eastern Michigan	2006
Smith, Brian	DE	Missouri	2007
Smith, D'Anthony	DT	Louisiana Tech	2010-11
Whitehead, Terrell	FS	Norfolk State	2010-11
Williams, Mike	OT	Texas	2006
Williams, Tony	DT	Memphis	2006
Ziemann, Chris	OT	Michigan	2002

PRACTICE SQUAD

DE Nathaniel Adibi (2004), RB Rich Alexsis (2004), RB David Allen (2002-03), WR Chad Askew (1997), LB Stevie Baggs (2005), DE Troy Bailey (1999), DB Travarius Bain (2008), WR Donnell Baker (1997), DT David Barnard (1997), QB Richard Bartel (2009), WR Tyler Beiler (2011), TE Brett Brackett (2011), OT Mark Bristol (2002), RB Jason Brookins (2000), CB Chris Brown (2003), TE Chris Brown (2008), OT Lester Brown (2005), OT Sean Bubin (2004), OL George Bussey (2011), OT Andrew Carnahan (2007-08), TE Mike Caussin (2010), CB Chris Chancellor (2010), WR Matt Cherry (2004), OT Ronald Cherry (1996), LB Sedic Clark (1996), DT James Clyburn (1998), TE Colin Cloherty (2011), RB DeAndre Cobb (2006), RB Leroy Collins (1999), DE Jomo Cousins (2000), PK Brandon Coutu (2011), LB Jamal Cox (1995), DL Walter Curry (2005, 2007), TE Charles Davis (2007-08), WR Chris Davis (2005), G Konrad Dean (2003), WR Clarence Denmark (2009-10), CB John Destin (2010), OT Seth Dittman (1996), QB Ben Dougherty (2006), WR Henry Douglas (2001), WR Damon Dunn (1998), LS Andrew Economos (2005), TE Greg Estandia (2006), S Matt Estrada (2011), G Derrick Fletcher (2004), WR Richmond Flowers (2001), OT Mike Flynn (1997), DE Randy Garner (2001), OT Ryan Gibbons (2006-07), DE Harold Gragg (1997), QB Quinn Gray (2003), OG Andrew Greene (1998), OT Sam Gutekunst (2007), C/G Brock Gutierrez (1998), DE Omari Hand (2004), WR Darren Hall (1999), TE Darius Hill (2010), LB Tyrone Hines (1997), G Tam Hopkins (2001), G Tyrone Hopson (2001), WR Mike Horacek (2000), WR Harrison Houston (1995), LB Aaron Humphrey (2002), QB Nate Hybl (2005), CB Talmadge Jackson (2011), DE Michael Josiah (2003), RB Morgan Kane (2000), C David Kempfert (1999), LB James Kinney (2005), DB Jamar Landrom (2006), RB Keon Lattimore (2008), LB Boris Lee (2010), RB Steve Lee (1997), DT Matt Leonard (2003), WR Lance Long (2010), CB Clarence Love (1999), DT Anthony Maddox (2004), LB Kevin Malast (2011), WR Charly Martin (2011), DT Jeff Marriott (2000), C Tim Mattran (2008), DE Tom McCarthy (2011), LB Ryan McCoy (1995), CB Walter McFadden (2011), OT Pete McMahon (2006), TE Rod Monroe (2000), DT Dre Moore (2010), CB Rashod Moulton (2007-08), LB Lamar Myles (2008-09), WR Ramondo North (2001-02), QB Keith Null (2010), DE Gabe Nyenhuis (2004), TE Tevita Ofahengaue (2001), CB Jason Olford (2002), OT Chris Oltmanns (1996), TE Schuyler Oordt (2011), OT Jonathan Palmer (2010), WR Corey Parchman (2002), RB Chris Parker (1996), RB Allen Patrick (2009), LB Joe Pawelek (2011), OT Erik Pears (2010), RB Pepe Pearson (1998), S Kevin Peoples (1999), S Ray Perryman (2003), LB Duke Pettijohn (2002), TE Zach Potter (2009), DT Kommonyan Quaye (2010), LB Curtis Randall (2003), QB Brett Ratliff (2010), WR Jimmy Redmond (2001), LB Moses Regular (1996), QB Lester Ricard (2007), C Brett Romberg (2003, 2006), DT Richard Seals (2000), WR Charles Sharon (2007), DE Jason Simmons (1995), DT Henry Smith (2008), RB Joe Smith (2003), LB Brandon Southward (1999), WR Fred Stamps (2005), G Cameron Stephenson (2009), G Barry Stokes (1996), DE Rahmaan Streater (1999), G Joe Tate (2004), DE Josh Taves (1996), RB D.D. Terry (2007), WR Ryan Thelwell (1999), RB Malcolm Thomas (1997-98), TE Mark Thomas (1998), LB Cedric Thornton (1996), LB Deryck Toles (2004), C Bradley Vierling (2010-11), OT Keith Wagner (1996), LB Al Wallace (1997), G Chad Ward (2001), OT Craig Warren (1997), FB Lee Webb (2005), WR Huey Whittaker (2004), DE Seante Williams (2004), WR Terrell Zachery (2011), DB Jonathan Zenon (2008)

HEAD COACHES

Tom Coughlin	Syracuse	1995-2002
Jack Del Rio	Southern California	2003-11
Mel Tucker (Interim)	Wisconsin	2011

ASSISTANT COACHES

Ben Albert	Massachusetts	2010
Ken Anderson	Augustana	2003-06
Mark Asanovich	St. Cloud State	2003-08
Craig Aukerman	Findlay	2011
Joe Baker	Princeton	1995-98
Brandon Blaney	Youngstown State	2011
John Bonamego	Central Michigan	1999-2002
Rob Boras	DePauw	2010-11
Paul Boudreau	Boston College	2003-05
Earnest Byner	East Carolina	2010-11
Dave Campo	Central Connecticut State	2005-07
Dom Capers	Mount Union (Ohio)	1999-2000
Pete Carmichael	Montclair State	1995-99
Johnny Cox	Fort Lewis (Colo.)	2009-11
Joe Cullen	Massachusetts	2010-11
Joe DeCamillis	Wyoming	2007-08
Mark Duffner	William & Mary	2006-11
Les Ebert	Minnesota-Duluth	2004-08
Randy Edsall	Syracuse	1995-97
Perry Fellw	Lenoir-Rhyne	1998-2002
Greg Finnegan	Cornell	1998-2002
Frank Gansz	Navy	2000-01
Jason George	Manitoba	2009-11
Kevin Gilbride	Southern Connecticut State	1995-96
Matt Griffin	New Hampshire	2010-11
Mike Haluchak	Southern California	2003-04
Ray Hamilton	Oklahoma	2003-07
Paul Haynes	Kent State	2001
Andy Heck	Notre Dame	2004-11
Donnie Henderson	Utah State	2008
Ron Heller	Penn State	2010-11
Fred Hoaglin	Pittsburgh	1997-2001
Todd Howard	Texas A&M	2003-05
Jeff Hurd	Fort Hays (Kan.) State	1995-97
John Hufnagel	Penn State	2002
Jerald Ingram	Michigan	1995-2002
Dick Jauron	Yale	1995-98
Nate Kaczor	Utah State	2008-11
Thom Kaumeyer	Oregon	2008-11
Lane Kiffin	Fresno State	2000
Larry Kirksey	Eastern Kentucky	2003
Ty Knott	Oregon Tech	2002
Dirk Koetter	Idaho State	2007-11
Bob Ligashesky	Indiana (Pa.)	2004
Anthony Lynn	Texas Tech	2003-04
Mike Maser	Buffalo	1995-2002
Paul McCord	Western Maryland	2003
Garrick McGee	Oklahoma	2000-01
John McNulty	Penn State	1998-2002
Mark Michaels	Connecticut	2005-06
Gary Mueller	Ohio State	2001
Ted Monachino	Missouri	2006-09
Todd Monken	Knox College	2007-10
Bill Musgrave	Oregon	2003-04
Nick Nicolau	Southern Connecticut State	1995-96
Chris Palmer	Southern Connecticut State	1997-98
Jerry Palmieri	Montclair State	1995-2002
Larry Pasquale	Bridgeport (Conn.)	1995-99
John Pease	Utah	1995-2002
Bob Petrino	Carroll (Mont.)	1999-2001
Kennedy Pola	Southern California	2005-09
Mike Priefer	Navy	2002
Robert Prince	Humboldt State	2007-08
Russ Purnell	Whittier College	2009-11
Alvin Reynolds	Indiana State	2003-07
Luke Richesson	Kansas	2009-11
Alfredo Roberts	Miami (Fla.)	2003-06
Pete Rodriguez	Western State	2004-06
Lucious Selmon	Oklahoma	1995-2002
Steve Shafer	Utah State	2003-04
Mike Sheppard	California Lutheran	2011
Mike Shula	Alabama	2007-10
Carl Smith	Cal Poly-SLO	2005-06
Mike Smith	East Tennessee	2003-07
Tony Sparano	New Haven (Conn.)	2002
Mike Sullivan	Army	2002-03



JAGUARS ALL-TIME ROSTER

ASSISTANT COACHES

Steve Szabo	Navy	1995-2002
Mike Tice	Maryland	2006-09
Mel Tucker	Wisconsin	2009-11
Cory Undlin	California Lutheran	2009-11
Brian VanGorder	Wayne State	2005
Steve Walters	Arkansas	2005-06
Gregg Williams	Northeast Missouri State	2008
Tom Williams	Washington	2007-08

JAGUARS BY COLLEGE

- 11 — Florida, Tennessee
 10 — Notre Dame, Virginia
 9 — Missouri, Penn State, Virginia Tech, Washington
 8 — Michigan, North Carolina, Southern California, San Diego State
 7 — Boston College, California, Florida State, UCLA
 6 — Arizona, Colorado, Georgia, Louisiana State, Louisville, Michigan State, North Carolina State, Syracuse, Washington State, West Virginia
 5 — East Carolina, Hawaii, Maryland, Oklahoma, Pittsburgh, Mississippi
 4 — Alabama, Auburn, Central Florida, Clemson, Georgia Southern, Georgia Tech, Illinois, Iowa, Kansas State, Louisiana Tech, Marshall, Mississippi State, Nevada-Las Vegas, Ohio State, Rutgers, Wisconsin
 3 — Arkansas, Arkansas State, Baylor, Cincinnati, Colorado State, Duke, Hampton, Houston, Howard, Indiana, McNeese State, Miami (Fla.), Nebraska, Northern Arizona, Oklahoma State, Oregon, South Carolina, Southern U., Southern Mississippi, Stanford, Southern Illinois, Temple, Texas A&M, Troy, Utah, Utah State, Vanderbilt
 2 — Alabama-Birmingham, Alabama State, Alcorn State, Arkansas-Pine Bluff, Boise State, Brown, Fresno State, Idaho, Indiana (Pa.), Iowa State, Jackson State, Lehigh, Louisiana-Lafayette, Louisiana-Monroe, Marshall, Memphis, Middle Tennessee State, North Carolina A&T, Northern Iowa, Ohio, Oregon State, Purdue, Rice, San Jose State, Southwest Texas State, Texas, Texas Southern, Tulane, Tuskegee, Wake Forest, Weber State, Wyoming
 1 — Appalachian State, Arizona State, Augustana (S.D.), Austin Peay, Bethune-Cookman, Bowling Green, Cal Poly-SLO, Central Arkansas, Central State, Columbia, Connecticut, Cornell, Dartmouth, Delta State, Eastern Illinois, Eastern Kentucky, Eastern Michigan, Elon, Florida A&M, Florida Atlantic, Fort Valley State, Furman, Grambling State, Grand Valley State, Illinois State, Jacksonville, Jacksonville State, Kent State, Kentucky, Kentucky State, Knoxville, Lambuth, Langston, Lenoir-Rhyne, Liberty, Maine, Massachusetts, Miami (Ohio), Minnesota, Mississippi Delta, Montana, Mount Union, Murray State, New Hampshire, Nebraska-Omaha, Nebraska Wesleyan, Nevada-Reno, New Haven, New Mexico, Nicholls State, Norfolk State, North Carolina Central, Northwestern, Northwestern State, Princeton, Sacramento State, Saginaw Valley State, St. Cloud State, San Diego, Santa Clara, South Florida, Southeast Missouri State, Southwest Louisiana, Stillman, Temple, Tennessee Tech, Texas Christian, Texas Tech, Tulsa, Valdosta State, Western Carolina, Western Illinois, Western Michigan, Western New Mexico, William & Mary, Wingate, Wisconsin-Whitewater

JAGUARS BY JERSEY NUMBER

- 5 — Todd Philcox (1996), Jim Tarle (2000-01), Danny Boyd (2002), Quinn Gray (2003-07), Trent Edwards (2010)
 6 — Hayden Epstein (2002), Seth Marler (2003-04), Steve Weatherford (2008)
 7 — Steve Bueerlein (1995), Will Furrer (1998), Richie Cunningham (2002), Byron Leftwich (2003-06)
 8 — Mark Brunell (1995-2003)
 9 — Brad Goebel (1995), David Garrard (2002-10)
 10 — Jamie Martin (1998, 2000), Roderick Robinson (2001), Kent Graham (2002), Josh Scobee (2004-11)
 11 — Rob Johnson (1995-97), Jay Fiedler (1999), Reggie Williams (2004-08), Mike Sims-Walker (2009-10), Blaine Gabbert (2011)
 12 — Jim Miller (1997), Jonathan Quinn (1998-2001), Paul Smith (2008), Luke McCown (2009-11)
 14 — Jamar Newsome (2011)
 15 — John Broussard (2007), Mike Sims-Walker (2011), Taylor Price (2011)
 16 — Steve Matthews (1997), Troy Edwards (2004), Nate Hughes (2009)
 17 — Phil Stambaugh (2001), Jimmy Redmond (2003), Shalae Harrison (2006-07), Cleo Lemon (2008), John Matthews (2010), Chastin West (2011)
 18 — Troy Edwards (2003), Matt Jones (2005-08)
 19 — Ernest Wilford (2004-07), Tiquan Underwood (2009-10)
 20 — Chris Hudson (1995), Natrone Means (1996-97), Donovan Darius (1998-2006), Scott Starks (2007), Pierson Prioleau (2008), Kennard Cox (2009), Anthony Smith (2009-10), Terrence Wheatley (2010), Rod Issac (2011), David Jones (2011)
 21 — Deral Boykin (1995), Tommy Johnson (1995), Aaron Beasley (1996-2001), Steve Smith (2002), Brad Franklin (2003), Juran Bolden (2004), Terry Cousin (2005-07), Drayton Florence (2008), Derek Cox (2009-11)
 22 — Bucky Brooks (1996-97), Tavian Banks (1998-99), Frank Moreau (2001), Reggie White (2001), Robert Bean (2002), LaBrandon Toefield (2003-07), William James (2008), Don Carey (2010), Kevin Rutland (2011)
 23 — Randy Jordan (1995-97), Cordell Taylor (1998), Corey Chamblin (1999), Anthony Johnson (2000), Ike Charlton (2002), Ray Perryman (2003-04), Dee Webb (2006), Jamaal Fudge (2007), Rashad Jennings (2009-10)
 24 — Harry Colon (1995), Rashid Gayle (1996), Chris Howard (1998-2000), Craig Miller (2000), Delvin Brown (2001), Kiwauke Thomas (2003-04), Montell Owens (2006-11)
 25 — Mickey Washington (1995-96), Curtis Anderson (1997), Fernando Bryant (1999-2003), Kenny Wright (2005), Ahmad Carroll (2006), Reggie Nelson (2007-09), Michael Hamlin (2010), Dwight Lowery (2011)
 26 — Rogerick Green (1995), Kevin Devine (1997-98), Rayna Stewart (1999-2000), Ainsley Battles (2001-02), Blue Adams (2003), David Richardson (2004-06), Sammy Knight (2007), Omare Hand (2008), Kennard Cox (2008), Brian Russell (2009), Michael Coe (2009-10), Chevis Jackson (2010), Dawan Landry (2011)
 27 — Vinnie Clark (1995-96), Deon Figures (1997-98), Shad Criss (2000), Earthwind Moreland (2001), Damen Wheeler (2001), Rashean Mathis (2003-11)
 28 — Monty Grow (1995), Dana Hall (1996-97), Fred Taylor (1998-2008)
 29 — Darren Carrington (1995), Ricky Parker (1997), Tawambi Settles (1998), Jason Craft (1999-2003), Chris Thompson (2004), Brian Williams (2006-08), William Middleton (2009-11)
 30 — Darren Studstill (1995-96), Michael Swift (2000), Dewayne Washington (2004), Kennard Cox (2009), Drew Coleman (2011)
 31 — Daimon Shelton (1997-2000), Patrick Washington (2001-02), Chris Brown (2003), Scott Starks (2005-06, 2009), Aaron Glenn (2007), David Jones (2010), Ashton Yuboty (2011)
 32 — Vaughn Dunbar (1995), Mike Logan (1997-2000), Marlon McCree (2001-03), David Allen (2004), Maurice Jones-Drew (2006-11)
 33 — James Stewart (1995-99), Shyrone Stith (2000), James Trapp (2003), Greg Jones (2004-11)
 34 — Reggie Cobb (1995), Roger Graham (1996), Zack Crockett (1998), Stacey Mack (1999-2002), David Allen (2003), Alvin Pearman (2005-06), Lamont Thompson (2007), Chauncey Washington (2008), T.J. Heath (2011), Trumaine McBride (2011)
 35 — Le'Shai Maston (1995-96), Elvis Joseph (2001-02), Deke Cooper (2003-05), Deji Karim (2010-11)
 36 — Ryan Christopherson (1995-96), Ron Janes (1998), Renard Cox (2001), Derrick Wimbush (2005-06), Isaiah Gardner (2008), Courtney Greene (2009-11)
 37 — Chris Hudson (1996-98), Carnell Lake (1999-2000), David Young (2003), Deon Grant (2004-06), Calvin Lowry (2008), Sean Considine (2009-10), Morgan Trent (2011)
 38 — Mike Dumas (1995), Blaine McElmurry (1998-99), Dan Alexander (2002), Chris Roberson (2005-06), Brian Witherspoon (2008-09), Darcel McBath (2011), C.C. Brown (2011)
 39 — Chris Parker (1997), Alvin Pearman (2008)
 40 — Gordon Laro (1995), Robert Massey (1996), Malae'oe MacKenzie (2003), Rich Alexis (2005), DuJuan Harris (2011)
 41 — Dave Thomas (1995-99), Kiwauke Thomas (2000-02), Nick Sorensen (2003-06), Tyrone Brackenridge (2009-10), Akwasi Owusu-Ansah (2011)
 42 — Ricky Bell (1996), Chad Dukes (2000), James Boyd (2001-02), Anthony Mitchell (2003), Jamaal Fudge (2006), Chad Nkang (2007-08), Gerald Alexander (2009-10), Chris Proskinski (2011)
 43 — George Jones (1998), Jermaine Williams (2000), Gerald Sensabaugh (2005-08)
 44 — Bryan Dickerson (1995), Marc Edwards (2003-04), Brock Bolen (2009-11)
 45 — Travis Davis (1995-98), JoJuan Armour (1999), Erik Olson (2000), Chris Fuamatu-Ma'afala (2003-04)
 48 — Chris Griffin (1996), Jeremy Cain (2009-11)
 49 — Ty Hallock (1997)
 50 — Tom Myslinski (1995), Eddie Robinson (1996-97), Erik Storz (1998-2000), Joe Wesley (2001), Tony Gilbert (2003-07), Russell Allen (2009-11)
 51 — Mark Williams (1995), Kevin Hardy (1996-01), Akin Ayodele (2002-05), Clint Ingram (2006-09), Paul Posluszny (2011)
 52 — Brant Boyer (1995-2000), Craig Miller (2000), Eric Westmoreland (2001-03), Daryl Smith (2004-11)
 53 — Santo Washington (1995), Nate Dingle (1996), Eddie Mason (1998), T.J. Slaughter (2000-03), Hakim Akbar (2003), Pat Thomas (2005-07), Shantee Orr (2007), Thomas Williams (2008), Bryan Smith (2009), Eric Alexander (2010), Slade Norris (2010)
 54 — Keith Goganious (1995), Ty Hallock (1996), James Hamilton (1997-98), Chester Burnett (1999), Troy Pelshak (2000), Donny Green (2001), Mike Peterson (2003-08), Quentin Groves (2009), Alvin Bowen (2010)
 55 — Tom McManus (1995-99), Danny Clark (2000-03), Greg Favors (2004-05), Nick Greisen (2006), Roy Manning (2007), Adam Seward (2009), Chris Harrington (2009), Kirk Morrison (2010), Clint Session (2011)
 56 — Jeff Lageman (1995-98), Lonnie Marts (1999), Hardy Nickerson (2000-01), Bobby Brooks (2002), Shannon Taylor (2003), Deon Humphrey (2003), Jason Gildon (2004), Kenny Pettway (2006), Justin Durant (2007-10), Kyle Bosworth (2011)
 57 — Jeff Kopp (1996-98), Reggie Lowe (1998), Corey Terry (1999), Joseph Tuipala (2001-02), Tommy Hendricks (2004), Jamie Winborn (2005), Brent Hawkins (2006-07), Tim Shaw (2008), James Wyche (2009), Torrance Daniels (2009), Kevin Bentley (2011)

JAGUARS BY JERSEY NUMBER

- 1 — Mike Hollis (1995-2001), John Carney (2007), Matt Turk (2011)
 2 — Steve Lindsey (1999-2000), Chris Hanson (2001-06), Nick Harris (2011)
 3 — Jaret Holmes (2001), Tim Seder (2002), Mark Royals (2003), Adam Podlesh (2007-10)
 4 — Bryan Barker (1995-2000), Todd Bouman (2007, 2010)



JAGUARS ALL-TIME ROSTER

- 58 — Bryan Schwartz (1995-99), Lonnie Marts (2000), Jeff Posey (2001), Wali Rainer (2002), Hugh Douglas (2003), Jorge Cordova (2004-07), Marquis Cooper (2007), Jacob Cutrera (2010), Stephen Franklin (2011)
- 59 — Reggie Clark (1995-96), Edward Thomas (2000-02), Keith Mitchell (2003), Jimmy McClain (2004), Tracy White (2005), Brian Iwuh (2006-09), Larry Hart (2010), Mike Lockley (2011), Jammie Kirlew (2011)
- 60 — Sammy Williams (2003)
- 61 — Emarlos Leroy (1999), Dan Connolly (2005-06), Drew Miller (2008)
- 62 — Ben Coleman (1995-99), Dennis Norman (2004-08), John Estes (2011)
- 63 — Frank Cornish (1995), Michael Cheever (1996-98), Brad Meester (2000-11)
- 64 — John Jurkovic (1996-98), Aaron Koch (2000-02), Jamar Nesbit (2003), Milford Brown (2008), Cecil Newton (2009)
- 65 — Bronzell Miller (1995), Quentin Neujahr (1998-2000), Chris Naeole (2002-08), Kynan Forney (2009), Will Rackley (2011)
- 66 — Shawn Bouwens (1995), Greg Huntington (1996-97), John Wade (1998-2002), Brett Romberg (2003-05), Derek Landri (2007-09), Justin Smiley (2010)
- 67 — Jeff Novak (1995-98), Steve Ingram (1999), Gannon Shepherd (2000-01), Daryl Terrell (2002), Vince Manuwai (2003-10), Jason Spitz (2011)
- 68 — Bruce Wilkerson (1995), Mark Nori (1997-98), Brenden Stai (2000), Derrick Fletcher (2004-05), Guy Whimper (2010-11)
- 69 — Eugene Chung (1995), Mark Baniewicz (2000-01), Roger Chanoine (2002), Khalif Barnes (2005-08), Leger Douzable (2010-11)
- 70 — Patrick Venzke (2001), Bob Whitfield (2004), Wayne Hunter (2006), Todd Wade (2008), Cameron Stephenson (2009)
- 71 — Tony Boselli (1995-2001)
- 72 — Leon Searcy (1996-2000), Steve Zahursky (2001), Derrick Chambers (2001), Mike Pearson (2002-05), Charles Spencer (2008), Jordan Black (2008), Tra Thomas (2009), Kevin Haslam (2010)
- 73 — Brian DeMarco (1995-98), Jeff Smith (2000-01), Dave Kadela (2002), Stockar McDougale (2006-07), Jimmy Kennedy (2008), Eben Britton (2009-11)
- 74 — Jimmy Herndon (1996), Lamanzer Williams (1998), Chris White (1999), Joe Chustz (2000), Maurice Williams (2001-09), Aaron Kampman (2010-11)
- 75 — Eric Curry (1998-99), Michael Mason (2000), Marcellus Wiley (2005-06), Stefan Rodgers (2008), Eugene Monroe (2009-11)
- 76 — Rich Tylski (1996-99), Dwayne Ledford (2000), Leander Jordan (2002-03), Ephraim Salaam (2004-05), Richard Collier (2006-07), Daniel Baldrige (2010)
- 77 — Andre Davis (1996), Zach Wiegert (1999-2002), Marques Ogden (2003), Mike Compton (2004), Uche Nwaneri (2007-11)
- 78 — Greg Huntington (1995), Todd Fordham (1997-2002), Elton Patterson (2004, 06), Martin Chase (2005), Tutan Reyes (2007-08), Jordan Black (2009-10), Cameron Bradfield (2011)
- 79 — Dave Widell (1995-97), Anthony Cesario (1999), Reggie Nelson (2000), Drew Inzer (2002), Tony Pashos (2007-08)
- 80 — Willie Jackson (1995-97), Kyle Brady (1999-2006), Isaac Smolko (2007), Jerry Porter (2008), Mike Thomas (2009-11)
- 81 — Desmond Howard (1995), Andre Rison (1996), Chris Griffin (1996), Will Moore (1997-98), R. Jay Soward (2000-01), Bobby Shaw (2002), Matthew Hatchette (2003), Mike Walker (2008), Torry Holt (2009), Kassim Osgood (2010-11)
- 82 — Jimmy Smith (1995-2005)
- 83 — Pete Mitchell (1995-98, 2002), Lenzie Jackson (1999), Greg DeLong (2000), Ryan Neufeld (2000), Joe Zelenka (2001), J.J. Stokes (2003), Kevin Johnson (2003), Todd Yoder (2004-05), Greg Estandia (2007-09), Jason Hill (2010-11), Colin Cloherty (2011)
- 84 — Ernest Givins (1995), Terrence Warren (1995), Reggie Barlow (1996-2000), Sean Dawkins (2001), Patrick Johnson (2002), Jermaine Lewis (2003-04), Chad Owens (2005-07), Troy Williamson (2008-09), Cecil Shorts III (2011)
- 85 — Rich Griffith (1995-2000), Damon Gibson (2001-02), Henry Douglas (2002), Kevin Lockett (2002), Cortez Hankton (2003-06), Richard Angulo (2007-08), Ernest Wilford (2009-10), Martin Rucker (2011), Fendi Onobun (2011)
- 86 — Derek Brown (1995-97), Alvis Whitted (1998-2001), Micah Ross (2001-03), Troy Edwards (2003), Brian Jones (2004-05), Dennis Northcutt (2007-08), Zach Miller (2009-11)
- 87 — Cedric Tillman (1995), Keenan McCardell (1996-2001), Jimmy Redmond (2002), George Wrighster (2003-08), Jarett Dillard (2009, 2011)
- 88 — Craig Keith (1995), Kendrick Bullard (1996), Ty Hallock (1996), Damon Jones (1997-2001), Joe Zelenka (2002-08), Zach Potter (2009-11)
- 89 — Curtis Marsh (1995-96), Troy Sadowski (1998), Emanuel Smith (2000), Randal Williams (2001), Ryan Prince (2001), Chris Luzar (2002-03), Mercedes Lewis (2006-11)
- 90 — James Williams (1995), Tony Brackens (1996-2003), Derrick Ransom (2004), James Wyche (2006), Grady Jackson (2007), Mkristo Bruce (2008), Julius Williams (2009), C.J. Mosley (2010), Matt Roth (2011)
- 91 — Paul Frase (1995-96), Seth Payne (1997-01), Marco Coleman (2002), Anthony Maddox (2004-05), Kenny Pettway (2007), Derrick Harvey (2008-10), George Selvie (2011)
- 92 — Don Davey (1995-98), James Roberson (1999), Rob Meier (2000-09), Austen Lane (2010-11)
- 93 — Ernie Logan (1995-96), Esera Tuolo (1997), Jose White (1998), Kevin Landolt (1999), Emarlos Leroy (2000), Stalin Colinet (2002), Javor Mills (2002), Bobby McCray (2004-07), Quentin Groves (2008), Greg Peterson (2009), Tyson Alualu (2010-11)
- 94 — Kelvin Pritchett (1995-98), Larry Smith (1999-2002), Lionel Barnes (2003-04), Jim Davis (2005-06), Montavious Stanley (2006), Jeremy Mincey (2006-08, 2010-11), Jeremy Navarre (2009)
- 95 — Mike Thompson (1995), Jose White (1997), Bryce Paup (1998-99), Paul Spicer (2000-08), Montavious Stanley (2009), Corvey Irvin (2011)
- 96 — Bernard Carter (1995), Ashley Sheppard (1995), Clyde Simmons (1996-97), Fernando Smith (1998), Gary Walker (1999-2001), Chris Combs (2002), Matt Leonard (2003), Willie Blade (2004), Eddie Freeman (2004), Tony McDaniel (2006-08), Terrance Knighton (2009-11)
- 97 — Ray Hall (1995), Juan Hammonds (1996), Renaldo Wynn (1997-2001), Clenton Ballard (2002), Brandon Green (2003-04), Reggie Hayward (2005-09), Aaron Morgan (2010), John Chick (2011)
- 98 — Corey Mayfield (1995), Jabbar Threats (1997-98), Regan Upshaw (1999), David Richie (2000), John Henderson (2003-09), Nate Collins (2010-11)
- 99 — Joel Smeenge (1995-2000), Marcus Stroud (2001-07), Atiyah Elison (2008-09), Landon Cohen (2010), C.J. Mosley (2011)

JACKSONVILLE JAGUARS



YEARLY LEADERS

RUSHING

YEAR	PLAYER	NO	YDS	AVG	LG	TD
1995	James Stewart	137	525	3.8	22	2
1996	James Stewart	190	723	3.8	34	8
1997	Natrone Means	244	823	3.4	20	9
1998	Fred Taylor	264	1,223	4.6	77t	14
1999	James Stewart	249	931	3.7	44t	13
2000	Fred Taylor	292	1,399	4.8	71	12
2001	Stacey Mack	213	877	4.1	54	9
2002	Fred Taylor	287	1,314	4.6	63t	8
2003	Fred Taylor	345	1,572	4.6	62	6
2004	Fred Taylor	260	1,224	4.7	46	2
2005	Fred Taylor	194	787	4.1	71t	3
2006	Fred Taylor	231	1,146	5.0	76	5
2007	Fred Taylor	223	1,202	5.4	80t	5
2008	Maurice Jones-Drew	197	824	4.2	46t	12
2009	Maurice Jones-Drew	312	1,391	4.5	80t	15
2010	Maurice Jones-Drew	299	1,324	4.4	37	5
2011	Maurice Jones-Drew	343	1,606	4.7	56	8

SCORING

YEAR	PLAYER	TD	TDR	TDP	PAT	FG	2PAT	PTS
1995	Mike Hollis	0	0	0	27	20	0	87
1996	Mike Hollis	0	0	0	27	30	0	117
1997	Mike Hollis	0	0	0	41	31	0	134
1998	Mike Hollis	0	0	0	45	21	0	108
1999	Mike Hollis	0	0	0	37	31	0	130
2000	Mike Hollis	0	0	0	33	24	0	105
2001	Mike Hollis	0	0	0	29	18	0	83
2002	Stacey Mack	9	9	0	0	0	0	54
2003	Seth Marler	0	0	0	30	20	0	90
2004	Josh Scobee	0	0	0	21	24	0	93
2005	Josh Scobee	0	0	0	38	23	0	107
2006	Josh Scobee	0	0	0	41	26	0	119
2007	Josh Scobee	0	0	0	26	12	0	62
2008	Josh Scobee	0	0	0	33	19	0	90
2009	Maurice Jones-Drew	16	15	1	0	0	0	96
2010	Josh Scobee	0	0	0	41	22	0	107
2011	Josh Scobee	0	0	0	24	23	0	93

PASSING

YEAR	PLAYER	ATT	CMP	PCT	YDS	TD	INT	RTG
1995	Mark Brunell	346	201	58.1	2,168	15	7	82.6
1996	Mark Brunell	557	353	63.4	4,367	19	20	84.0
1997	Mark Brunell	435	264	60.7	3,281	18	7	91.2
1998	Mark Brunell	354	208	58.8	2,601	20	9	89.9
1999	Mark Brunell	441	259	58.7	3,060	14	9	82.0
2000	Mark Brunell	512	311	60.7	3,640	20	14	84.0
2001	Mark Brunell	473	289	61.1	3,309	19	13	84.1
2002	Mark Brunell	416	245	58.9	2,788	17	7	85.7
2003	Byron Leftwich	418	239	57.2	2,819	14	16	73.0
2004	Byron Leftwich	441	267	60.5	2,941	15	10	82.2
2005	Byron Leftwich	302	175	57.9	2,123	15	5	89.3
2006	David Garrard	241	145	60.2	1,735	10	9	80.5
2007	David Garrard	325	208	64.0	2,509	18	3	102.2
2008	David Garrard	535	335	62.6	3,620	15	13	81.7
2009	David Garrard	516	314	60.9	3,597	15	10	83.5
2010	David Garrard	366	236	64.5	2,734	23	15	90.8
2011	Blaine Gabbert	413	210	50.8	2,214	12	11	65.4

PUNT RETURNS

YEAR	PLAYER	NO	FC	YDS	AVG	LG	TD
1995	Desmond Howard	24	8	246	10.3	40	0
1996	Chris Hudson	32	12	348	10.9	60	0
1997	Reggie Barlow	36	16	412	11.4	52	0
1998	Reggie Barlow	43	14	555	12.9	85t	1
1999	Reggie Barlow	38	17	414	10.9	74t	1
2000	Reggie Barlow	29	14	200	6.9	21	0
2001	Damon Gibson	38	22	333	8.8	24	0
2002	Bobby Shaw	25	17	310	12.4	69t	1
2003	David Allen	27	15	324	12.0	52	0
2004	Jermaine Lewis	23	7	227	9.9	50	0
2005	Alvin Pearman	49	15	410	8.4	24	0
2006	Alvin Pearman	32	16	283	8.8	29	0
2007	Dennis Northcutt	26	13	240	9.2	37	0
2008	Brian Witherspoon	17	9	192	11.3	38	0
2009	Mike Thomas	14	4	118	8.4	44	0
2010	Mike Thomas	34	7	358	10.5	78t	1
2011	Mike Thomas	19	5	88	4.6	28	0

RECEPTIONS

YEAR	PLAYER	REC	YDS	AVG	LG	TD
1995	Willie Jackson	53	589	11.1	45	5
1996	Keenan McCardell	85	1,129	13.3	52	3
1997	Keenan McCardell	85	1,165	13.7	60	5
1998	Jimmy Smith	78	1,182	15.2	72t	8
1999	Jimmy Smith	116	1,636	14.1	62	6
2000	Keenan McCardell	94	1,207	12.8	67t	5
2001	Jimmy Smith	112	1,373	12.3	35t	8
2002	Jimmy Smith	80	1,027	12.8	47	7
2003	Jimmy Smith	54	805	14.9	67	4
2004	Jimmy Smith	74	1,172	15.8	65	6
2005	Jimmy Smith	70	1,023	14.6	45t	6
2006	Reggie Williams	52	616	11.8	48	4
2007	Ernest Wilford	45	518	11.5	35	3
2008	Matt Jones	65	761	11.7	35	2
2009	Mike Sims-Walker	63	869	13.8	61t	7
2010	Mike Thomas	66	820	12.4	50t	4
2011	Mike Thomas	44	415	9.4	47	1

KICKOFF RETURNS

YEAR	PLAYER	NO	YDS	AVG	LG	TD
1995	Jimmy Smith	24	540	22.5	89t	1
1996	Randy Jordan	26	553	21.3	73	0
1997	Willie Jackson	32	653	20.4	38	0
1998	Reggie Barlow	30	747	24.9	91	0
1999	Reggie Barlow	19	396	20.8	56	0
2000	Shyrone Stith	33	785	23.8	47	0
2001	Damon Gibson	26	511	19.7	35	0
2002	Elvis Joseph	27	562	20.8	53	0
2003	David Allen	41	831	20.3	61	0
2004	Jermaine Lewis	21	386	18.4	26	0
2005	Derrick Wimbush	39	955	24.5	91t	1
2006	Maurice Jones-Drew	31	860	27.7	93t	1
2007	Maurice Jones-Drew	31	811	26.2	100t	1
2008	Brian Witherspoon	52	1,250	24.0	51	0
2009	Mike Thomas	26	644	24.8	43	0
2010	Deji Karim	50	1,248	25.0	65	0
2011	Deji Karim	27	652	24.1	37	0

RECEIVING YARDS

YEAR	PLAYER	YDS	REC	AVG	LG	TD
1995	Willie Jackson	589	53	11.1	45	5
1996	Jimmy Smith	1,244	83	15.0	62	7
1997	Jimmy Smith	1,324	82	16.1	75	4
1998	Jimmy Smith	1,182	78	15.2	72t	8
1999	Jimmy Smith	1,636	116	14.1	62	6
2000	Jimmy Smith	1,213	91	13.3	65t	8
2001	Jimmy Smith	1,373	112	12.3	35t	8
2002	Jimmy Smith	1,027	80	12.8	47	7
2003	Jimmy Smith	805	54	14.9	67	4
2004	Jimmy Smith	1,172	74	15.8	65	6
2005	Jimmy Smith	1,023	70	14.6	45t	6
2006	Matt Jones	643	41	15.7	49	4
2007	Reggie Williams	629	38	16.6	80t	10
2008	Matt Jones	761	65	11.7	35	2
2009	Mike Sims-Walker	869	63	13.8	61t	7
2010	Mike Thomas	820	66	12.4	50t	4
2011	Mercedes Lewis	460	39	11.8	62	0

PUNTING

YEAR	PLAYER	NO	YDS	AVG	NET	TB	IN20	LG	BL
1995	Bryan Barker	82	3,591	43.8	38.6	5	19	63	0
1996	Bryan Barker	69	3,016	43.7	35.6	8	16	62	0
1997	Bryan Barker	66	2,964	44.9	38.8	8	27	64	0
1998	Bryan Barker	85	3,824	45.0	38.5	11	28	65	0
1999	Bryan Barker	78	3,260	41.8	36.9	6	32	83	0
2000	Bryan Barker	76	3,194	42.0	34.4	5	29	65	0
2001	Chris Hanson	82	3,577	43.6	37.1	12	24	59	0
2002	Chris Hanson	81	3,583	44.2	37.6	10	27	64	0
2003	Mark Royals	45	1,852	41.2	34.8	5	9	51	0
2004	Chris Hanson	84	3,592	42.8	35.5	9	28	69	0
2005	Chris Hanson	82	3,517	42.9	36.9	11	33	74	1
2006	Chris Hanson	72	2,920	40.6	33.4	7	20	58	1
2007	Adam Podlesh	54	2,249	41.6	36.9	2	14	76	0
2008	Adam Podlesh	46	1,989	43.2	36.6	5	12	60	0
2009	Adam Podlesh	72	3,017	41.9	38.3	5	23	64	0
2010	Adam Podlesh	57	2,496	43.8	39.2	7	26	63	0
2011	Nick Harris	72	3,075	42.7	37.9	5	13	55	0

INTERCEPTIONS

YEAR	PLAYER	NO	YDS	AVG	LG	TD
1995	Harry Colon	3	46	15.3	41	0
1996	Chris Hudson	2	25	12.5	21	0
	Kevin Hardy	2	19	9.5	13	0
	Dave Thomas	2	7	3.5	8	0
	Travis Davis	2	0	0.0	0	0
1997	Deon Figures	5	48	9.6	32	0
1998	Aaron Beasley	3	35	11.7	34	0
	Chris Hudson	3	10	3.3	8	0
1999	Aaron Beasley	6	200	33.3	93t	2
2000	Rayna Stewart	2	37	18.5	24	0
	Donovin Darius	2	26	13.0	21	0
	Mike Logan	2	14	7.0	14	0
2001	Hardy Nickerson	3	4	1.3	2	0
	Aaron Beasley	3	0	0.0	0	0
2002	Marlon McCree	6	129	21.5	53	0
2003	Mike Peterson	3	8	2.7	7	0
2004	Donovin Darius	5	80	16.0	37	0
	Rashean Mathis	5	42	8.4	21	0
2005	Rashean Mathis	5	79	15.8	41t	1
2006	Rashean Mathis	8	146	18.3	55	0
2007	Reggie Nelson	5	76	15.2	37	0
2008	Rashean Mathis	4	151	37.8	72t	2
	Gerald Sensabaugh	4	38	9.5	23	0
2009	Derek Cox	4	6	1.5	6	0
2010	Derek Cox	4	14	3.5	14	0
2011	Dawan Landry	2	28	14.0	28	0
	Dwight Lowery	2	26	13.0	30	0
	Morgan Trent	2	17	8.5	22	0
	Drew Coleman	2	9	4.5	8	0
	Paul Posluszny	2	2	1.0	2	0



YEARLY LEADERS

SACKS				TACKLES							
YEAR	PLAYER	SKS	YEAR	PLAYER	SKS	YEAR	PLAYER	TKLS	YEAR	PLAYER	TKLS
1995	Joel Smeenge	4.0	2004	Greg Favors	5.5	1995	Bryan Schwartz	161	2004	Mike Peterson	178
1996	Clyde Simmons	7.5		John Henderson	5.5	1996	Eddie Robinson	165	2005	Mike Peterson	190
1997	Clyde Simmons	8.5	2005	Reggie Hayward	8.5	1997	Bryan Schwartz	165	2006	Daryl Smith	170
1998	Joel Smeenge	7.5	2006	Bobby McCray	10.0	1998	Kevin Hardy	186	2007	Sammy Knight	132
1999	Tony Brackens	12.0	2007	Paul Spicer	7.5	1999	Kevin Hardy	153	2008	Mike Peterson	139
2000	Tony Brackens	7.5	2008	Reggie Hayward	4.5	2000	Kevin Hardy	149	2009	Daryl Smith	150
2001	Tony Brackens	11.0	2009	John Henderson	3.0	2001	Hardy Nickerson	230	2010	Daryl Smith	156
2002	Marcus Stroud	6.5	2010	Jeremy Mincey	5.0	2002	Wali Rainer	188	2011	Paul Posluszny	192
	John Henderson	6.5	2011	Jeremy Mincey	8.0	2003	Mike Peterson	167			
2003	Tony Brackens	6.0									

CAREER LEADERS

RUSHING YARDS							SCORING									
PLAYER	YEARS	NO	YARDS	AVG	LG	TD	PLAYER	YEARS	TD	TDR	TDP	TDRt	PAT	FG	2PT	POINTS
Fred Taylor	1998-2008	2,428	11,271	4.6	80t	62	Mike Hollis	1995-2001	0	0	0	0	239	175	0	764
Maurice Jones-Drew	2006-11	1,484	6,854	4.6	80t	62	Josh Scobee	2004-11	0	0	0	0	254	167	0	755
James Stewart	1995-99	765	2,951	3.9	44t	33	Maurice Jones-Drew	2006-11	74	62	10	2	0	0	0	444
Mark Brunell	1995-2003	429	2,219	5.2	38	14	Fred Taylor	1998-2008	70	62	8	0	0	0	2	424
David Garrard	2002-10	380	1,746	4.6	41t	17	Jimmy Smith	1995-2005	69	0	67	2	0	0	2	418
Stacey Mack	1999-2002	372	1,498	4.0	54	19	James Stewart	1995-99	38	33	5	0	0	0	0	228
Natrone Means	1996-97	396	1,330	3.4	35	11	Keenan McCardell	1996-2001	30	0	30	0	0	0	5	190
Greg Jones	2004-11	265	903	3.4	27	10	Stacey Mack	1999-2002	20	19	1	0	0	0	0	120
							Reggie Williams	2004-08	18	0	18	0	0	0	2	112
							David Garrard	2002-10	17	17	0	0	0	0	3	108
							Marcedes Lewis	2006-11	17	17	0	0	0	0	0	102
PASSING YARDS							PUNT RETURN AVERAGE									
PLAYER	YEARS	COMP	ATT	PCT	YARDS	TD	INT	RTG	PLAYER	YEARS	NO	FC	YARDS	AVG	LG	TD
Mark Brunell	1995-2003	2,184	3,616	60.4	25,698	144	86	85.4	Bobby Shaw	2002	25	17	310	12.4	69t	1
David Garrard	2002-10	1,406	2,281	61.6	16,003	89	54	85.8	Brian Witherspoon	2008-09	24	12	270	11.3	42	0
Byron Leftwich	2003-06	789	1,344	58.7	9,042	51	36	80.5	David Allen	2003-04	42	17	468	11.1	52	0
Blaine Gabbert	2011	210	413	50.8	2,214	12	11	65.4	Chris Hudson	1995-98	32	12	348	10.9	60	0
Quinn Gray	2003-07	101	180	56.1	1,252	12	5	88.5	Reggie Barlow	1997-2000	146	61	1,581	10.8	85t	2
Steve Beuerlein	1995	71	142	50.5	952	4	7	60.5	Desmond Howard	1995	24	8	246	10.3	40	0
Jonathan Quinn	1998-2001	66	125	52.8	748	3	4	65.7	Mike Thomas	2009-11	67	16	564	8.4	78t	1
Jamie Martin	1998, 2000	49	78	62.8	662	4	1	101.5								
Jay Fiedler	1999	61	94	64.9	656	2	2	83.5	KICKOFF RETURN AVERAGE							
									PLAYER	YEARS	NO	YARDS	AVG	LG	TD	
RECEPTIONS							DEFENSE - INTERCEPTIONS									
PLAYER	YEARS	REC	YARDS	AVG	LG	TD	PLAYER	YEARS	NO	YARDS	AVG	LG	TD			
Jimmy Smith	1995-2005	862	12,287	14.3	75	67	Rashean Mathis	2003-11	30	512	17.1	72t	3			
Keenan McCardell	1996-2001	499	6,393	12.8	67t	30	Aaron Beasley	1996-2001	15	279	18.6	93t	2			
Fred Taylor	1998-2008	286	2,361	8.3	78t	8	Donovin Darius	1998-2006	14	189	13.5	39	0			
Maurice Jones-Drew	2006-11	278	2,473	8.9	75	10	Derek Cox	2009-11	8	20	2.5	14	0			
Kyle Brady	1999-2006	241	2,500	10.4	42t	13	Chris Hudson	1995-98	8	61	7.6	23	0			
Marcedes Lewis	2006-11	220	2,684	12.2	62	17	Mike Peterson	2003-08	8	89	11.1	26t	1			
Pete Mitchell	1995-98, 2002	191	2,091	10.9	45	11	DEFENSE - TACKLES									
Reggie Williams	2004-08	189	2,322	12.3	80t	18	PLAYER	YEARS	TACKLES							
Matt Jones	2005-08	166	2,153	13.0	49	15	Daryl Smith	2004-11	1,084							
Mike Thomas	2009-11	158	1,688	10.7	50t	6	Donovin Darius	1998-2006	858							
							Mike Peterson	2003-08	837							
RECEIVING YARDS							Kevin Hardy	1996-2001	789							
PLAYER	YEARS	YARDS	REC	AVG	LG	TD	John Henderson	2002-09	563							
Jimmy Smith	1995-2005	12,287	862	14.3	75	67	Rashean Mathis	2003-11	538							
Keenan McCardell	1996-2001	6,393	499	12.8	67t	30	Akin Ayodele	2002-05	489							
Marcedes Lewis	2006-11	2,684	220	12.2	62	17	Bryan Schwartz	1995-97	487							
Kyle Brady	1999-2006	2,500	241	10.4	42t	13	Tony Brackens	1996-2003	469							
Maurice Jones-Drew	2006-11	2,473	278	8.9	75	10	Marcus Stroud	2001-07	457							
Fred Taylor	1998-2008	2,361	286	8.3	78t	8	DEFENSE - SACKS									
Reggie Williams	2004-08	2,322	189	12.3	80t	18	PLAYER	YEARS	SACKS							
Matt Jones	2005-08	2,153	166	13.0	49	15	Tony Brackens	1996-2003	55.0							
Ernest Wilford	2004-07,09-10	2,120	153	13.9	46	15	Joel Smeenge	1995-2000	34.0							
							John Henderson	2002-09	29.0							
							Kevin Hardy	1996-2001	28.5							
							Paul Spicer	2000-08	28.5							
							Gary Walker	1999-2001	22.5							
							Marcus Stroud	2001-07	22.0							
							Bobby McCray	2003-07	22.0							
							Rob Meier	2000-09	21.5							
							Daryl Smith	2004-11	21.5							





1995 STATISTICS (4-12)

Head Coach: Tom Coughlin

Standings: Fifth in AFC Central

DATE	OPPONENT	SCORE	W/L	ATT
Sept. 3	HOUSTON	3-10	L	72,363
Sept. 10	at Cincinnati	17-24	L	48,318
Sept. 17	at N.Y. Jets	10-27	L	49,970
Sept. 24	GREEN BAY	14-24	L	66,744
Oct. 1	at Houston	17-16	W	36,346
Oct. 8	PITTSBURGH	20-16	W	72,042
Oct. 15	CHICAGO	27-30	L	72,020
Oct. 22	at Cleveland	23-15	W	64,405
Oct. 29	at Pittsburgh	7-24	L	54,516
Nov. 5	Open date			
Nov. 12	SEATTLE	30-47	L	71,290
Nov. 19	at Tampa Bay	16-17	L	71,629
Nov. 26	CINCINNATI	13-17	L	68,249
Dec. 3	at Denver	23-31	L	72,231
Dec. 10	INDIANAPOLIS	31-41	L	66,099
Dec. 17	at Detroit	0-44	L	70,204
Dec. 24	CLEVELAND	24-21	W	66,007

	JAX	OPP
TOTAL FIRST DOWNS	283	320
Rushing	100	121
Passing	154	177
Penalty	29	22
3rd Down: Made/Att.	74/205	107/222
3rd Down Pct.	36.1	48.2
4th Down: Made/Att.	6/15	10/16
4th Down Pct.	40.0	62.5
POSSESSION AVG.	28:37	31:23
TOTAL NET YARDS	4,495	5,515
Average Per Game	280.9	344.7
Total Plays	962	1,030
Average Per Play	4.7	5.4
NET YARDS RUSHING	1,705	2,003
Average Per Game	106.6	125.2
Total Rushes	410	504
NET YARDS PASSING	2,790	3,512
Average Per Game	174.4	219.5
Sacked/Yards Lost	57/354	17/72
Gross Yards	3,144	3,584
Att./Comp.	495/275	509/304
Completion Pct.	55.6	59.7
Had Intercepted	15	13
PUNTS/AVERAGE	82/43.8	61/42.0
NET PUNTING AVG.	38.6	36.1
PENALTIES/YARDS	121/970	102/958
FUMBLES/BALL LOST	23/13	22/11
TOUCHDOWNS	31	46
Rushing	9	17
Passing	19	28
Returns	3	1

BY PERIODS	1	2	3	4	OT	PTS
Jaguars	64	67	28	116	0	275
Opponents	75	138	91	100	0	404

SCORING	TD	RU	PA	RT	PAT	FG	S	TP
Hollis	0	0	0	0	27/28	20/27	0	87
Jackson	5	0	5	0	0	0	0	32
Smith	5	0	3	2	0	0	0	30
Brunell	4	4	0	0	0	0	0	24
Givins	3	0	3	0	0	0	0	18
Stewart	3	2	1	0	0	0	0	18
Tillman	3	0	3	0	0	0	0	18
Dunbar	2	2	0	0	0	0	0	12
Mitchell	2	0	2	0	0	0	0	12
Christopherson	1	1	0	0	0	0	0	6
Howard	1	0	1	0	0	0	0	6
Jordan	1	0	1	0	0	0	0	6
Washington	1	0	0	1	0	0	0	6
Jaguars	31	9	19	3	27/28	20/27	0	275
Opponents	46	17	28	1	45/45	27/31	1	404

RUSHING	NO	YDS	AVG	LG	TD
Stewart	137	525	3.8	22	2
Brunell	67	480	7.2	27t	4
Dunbar	110	361	3.3	26	2
Maston	41	186	4.5	21	0
Jordan	21	62	3.0	10	0
Beuerlein	5	32	6.4	13	0
Cobb	9	18	2.0	5	0
Johnson	3	17	5.7	7	0
Christopherson	16	16	1.0	10	1
Howard	1	8	8.0	8	0
Jaguars	410	1,705	4.2	27t	9
Opponents	504	2,003	4.0	86t	17

RECEIVING	NO	YDS	AVG	LG	TD
Jackson	53	589	11.1	45	5
Mitchell	41	527	12.9	35	2
Tillman	30	368	12.3	28	3
Givins	29	280	9.7	18	3
Howard	26	276	10.6	24	1
J. Smith	22	288	13.1	33	3
Stewart	21	190	9.0	38	1
Maston	18	131	7.3	19	0
Griffith	16	243	15.2	39	0
Marsh	7	127	18.1	34	0
Jordan	5	89	17.8	71t	1
Keith	3	20	6.7	9	0
Dunbar	2	11	5.5	8	0
Laro	1	6	6.0	6	0
Christopherson	1	-1	-1.0	-1	0
Jaguars	275	3,144	11.4	71t	19
Opponents	304	3,584	11.8	68t	28

INTERCEPTIONS	NO	YDS	AVG	LG	TD
Colon	3	46	15.3	41	0
Williams	2	19	9.5	16	0
Goganious	2	11	5.5	6	0
Washington	1	48	48.0	48t	1
Carrington	1	17	17.0	17	0
Smeenge	1	12	12.0	12	0
Grow	1	2	2.0	2	0
Clark	1	0	0.0	0	0
Dumas	1	0	0.0	0	0
Jaguars	13	155	11.9	48t	1
Opponents	15	178	11.9	45	0

PUNTING	NO	YDS	AVG	NET	TB	IN	LG	B
Barker	82	3,591	43.8	38.6	5	19	63	0
Jaguars	82	3,591	43.8	38.6	5	19	63	0
Opponents	61	2,564	42.0	36.1	6	30	58	1

PUNT RET.	NO	FC	YDS	AVG	LG	TD
Howard	24	8	246	10.3	40	0
Givins	2	0	-7	-3.5	-1	0
Tillman	2	0	6	3.0	9	0
Jackson	1	0	-2	-2.0	-2	0
Jaguars	29	8	243	8.4	40	0
Opponents	45	11	323	7.2	25	0

KICKOFF RET.	NO	YDS	AVG	LG	TD
J. Smith	24	540	22.5	89t	1
Jackson	19	404	21.3	47	0
Marsh	15	323	21.5	39	0
Howard	10	178	17.8	24	0
Dunbar	2	32	16.0	21	0
Jordan	2	41	20.5	21	0
Griffith	1	9	9.0	9	0
Maston	1	5	5.0	5	0
Jaguars	74	1,532	20.7	94t	1
Opponents	54	1,278	23.7	95t	1

2-point conversions: W. Jackson, Jaguars 1-3. Opponents 0-1

FGS	1-19	20-29	30-39	40-49	50+
Hollis	0/0	7/9	7/8	4/7	2/3
Jaguars	0/0	7/9	7/8	4/7	2/3
Opponents	2/2	10/10	9/9	5/8	1/2

Hollis: (36N, 26G), (29G), (34G), (I), (22G), (53G, 32G), (47N, 49G, 40G, 54N), (31G), (I), (26G, 50G, 29G), (22G), (41N, 47B, 36G, 39G), (47G), (27B, 37G), (27N), (42G, 21G, 34G)
Opponents: (19G), (42G, 48N), (21G, 48G), (47N, 49G), (29G, 53G, 32G, 52N), (41G, 19G, 22G), (25G, 21G, 20G), (36G, 29G, 21G), (36G), (25G), (33G), (31G), (38G), (22G, 44G), (38G, 39G, 33G), (40N)

SACKS
Smeenge 4.0, Davey 3.0, Lageman 3.0, Logan 3.0, Mayfield 1.5, Pritchett 1.5, Frase 1.0, Jaguars 17. Opponents 57.

TACKLES (Solo, Assists, Total)
Schwartz (88-73-161), Goganious (59-73-132), Pritchett (50-51-101), Colon (58-22-80), J. Williams (49-30-79), Davey (39-36-75), Smeenge (40-33-73), V. Clark (59-10-69), Washington (57-8-65), Lageman (35-20-55), Dumas (36-18-54), M. Williams (26-23-49), T. Davis (30-11-41), Thomas (32-7-39), Mayfield (18-16-34), McManus (15-16-31), Frase (16-13-29), Carrington (14-4-18), Logan (10-6-16), Grow (4-5-9), Stephens (3-6-9), Carter (3-5-8), Sheppard (6-1-7), Hall (5-1-6), Green (4-2-6), R. Clark (1-4-5), Miller (0-2-2), Thompson (0-2-2)

USUAL STARTING LINEUP

- OFFENSE**
WR Ernest Givins (9)
Jimmy Smith (4)
LT Tony Boselli (12)
LG Shawn Bouwens (9)
Jeff Novak (7)
C Dave Widell (16)
RG Tom Myslinski (9)
Ben Coleman (5)
RT Brian DeMarco (16)
TE Rich Griffith (15)
Pete Mitchell (5)
WR Willie Jackson (10)
Desmond Howard (6)
QB Mark Brunell (10)
Steve Beuerlein (6)
RB James Stewart (8)
Vaughn Dunbar (6)
FB Le'Shai Maston (10)

- DEFENSE**
LE Joel Smeenge (11)
LT Kelvin Pritchett (16)
RT Don Davey (12)
RE Jeff Lageman (11)
Paul Frase (5)
SLB Keith Goganious (10)
James Williams (6)
MLB Bryan Schwartz (9)
Keith Goganious (5)
WLB Mark Williams (10)
Joel Smeenge (4)
LCB Vinnie Clark (16)
RCB Mickey Washington (16)
LS Harry Colon (11)
Travis Davis (5)
RS Mike Dumas (8)
Harry Colon (5)

PASSING	ATT	CMP	PCT	YARDS	YDS/ATT	TD	INT	LG	SK/YDS	RATING
Brunell	346	201	58.1	2,168	6.27	15	7	45	39/238	82.6
Beuerlein	142	71	50.0	952	6.70	4	7	71t	17/103	60.5
Johnson	7	3	42.9	24	3.43	0	1	19	1/13	12.5
Jaguars	495	275	55.6	3,144	6.35	19	15	71t	57/354	75.0
Opponents	509	304	59.7	3,584	7.04	28	13	68t	17/72	88.9



1996 STATISTICS (9-7)

Head Coach: Tom Coughlin

Postseason: 2-1

Standings: Fifth in AFC Central

DATE	OPPONENT	SCORE	W/L	ATT	RUSHING	NO	YDS	AVG	LG	TD
Sep. 1	PITTSBURGH	24-9	W	70,210	Stewart	190	723	3.8	34	8
Sep. 8	HOUSTON	27-34	L	66,468	Means	152	507	3.3	35	2
Sep. 15	at Oakland	3-17	L	46,291	Brunell	80	396	5.0	33	3
Sep. 22	at New England (OT)	25-28	L	59,446	Maston	8	22	2.8	7	0
Sep. 29	CAROLINA	24-14	W	71,537	Jackson	1	2	2.0	2	0
Oct. 6	at New Orleans	13-17	L	34,231	Jaguars	431	1,650	3.8	35	13
Oct. 13	N.Y. JETS	21-17	W	65,699	Opponents	447	1,781	4.0	76	9
Oct. 20	at St. Louis	14-17	L	60,066						
Oct. 27	at Cincinnati	21-28	L	45,890	RECEIVING	NO	YDS	AVG	LG	TD
Nov. 3	Open date				McCardell	85	1,129	13.3	52	3
Nov. 10	BALTIMORE	30-27	W	64,628	Smith	83	1,244	15.0	62	7
Nov. 17	at Pittsburgh	3-28	L	58,879	Mitchell	52	575	11.1	30	1
Nov. 24	at Baltimore (OT)	28-25	W	57,384	Rison	34	458	13.5	61t	2
Dec. 1	CINCINNATI	30-27	W	57,408	Jackson	33	486	14.7	58	3
Dec. 8	at Houston	23-17	W	20,196	Stewart	30	177	5.9	21t	2
Dec. 15	SEATTLE	20-13	W	66,134	Brown	17	141	8.3	16	0
Dec. 22	ATLANTA	19-17	W	71,449	Means	7	45	6.4	11t	1
Dec. 28	at Buffalo	30-27	W	70,213	Maston	6	54	9.0	17	0
Jan. 4	at Denver	30-27	W	75,678	Griffith	5	53	10.6	18	0
Jan. 12	at New England	6-20	L	60,190	Hallock	1	5	5.0	5	0

	JAX	OPP
TOTAL FIRST DOWNS	325	316
Rushing	90	110
Passing	208	181
Penalty	27	25
3rd Down: Made/Att.	87/208	93/211
3rd Down Pct.	41.8	44.1
4th Down: Made/Att.	5/8	3/8
4th Down Pct.	62.5	37.5
POSSESSION AVG.	31:18	28:42
TOTAL NET YARDS	5,760	5,095
Average Per Game	360.0	318.4
Total Plays	1,038	993
Average Per Play	5.5	5.1
NET YARDS RUSHING	1,650	1781
Average Per Game	103.1	111.3
Total Rushes	431	447
NET YARDS PASSING	4,110	3,314
Average Per Game	256.9	207.1
Sacked/Yards Lost	50/257	37/237
Gross Yards	4,367	3,551
Att./Comp.	557/353	509/291
Completion Pct.	63.4	57.2
Had Intercepted	20	13
PUNTS/AVERAGE	69/43.7	71/42.0
NET PUNTING AVG.	69/35.6	71/34.5
PENALTIES/YARDS	127/1006	97/800
FUMBLES/BALL LOST	29/10	26/14
TOUCHDOWNS	33	37
Rushing	13	9
Passing	19	24
Returns	1	4

BY PERIODS	1	2	3	4	OT	PTS
Jaguars	68	80	80	94	3	325
Opponents	70	117	65	80	3	335

SCORING	TD	RU	PA	RT	PAT	FG	S	TP
Hollis	0	0	0	0	27/27	30/36	0	117
Stewart	10	8	2	0			0	60
Smith	7	0	7	0			0	42
Brunell	3	3	0	0			0	22
McCardell	3	0	3	0			0	22
Jackson	3	0	3	0			0	20
Means	3	2	1	0			0	18
Rison	2	0	2	0			0	12
Mitchell	1	0	1	0			0	6
Washington	1	0	0	1			0	6
Jaguars	33	13	19	1	27/27	30/36	0	325
Opponents	37	9	24	4	33/35	26/34	0	335

INTERCEPTIONS	NO	YDS	AVG	LG	TD
Hudson	2	25	12.5	21	0
Hardy	2	19	9.5	13	0
Thomas	2	7	3.5	8	0
Davis	2	0	0.0	0	0
Brackens	1	27	27.0	27	0
Hall	1	20	20.0	20	0
Clark	1	15	15.0	15	0
Washington	1	1	1.0	1	0
Beasley	1	0	0.0	0	0
Jaguars	13	114	8.8	27	0
Opponents	20	370	18.5	92t	3

PUNTING	NO	YDS	AVG	NET	TB	IN	LG	B
Barker	69	3,016	43.7	35.6	8	16	62	0
Jaguars	69	3,016	43.7	35.6	8	16	62	0
Opponents	71	2,979	42.0	34.5	9	19	70	0

PUNT RET.	NO	FC	YDS	AVG	LG	TD
Hudson	32	12	348	10.9	60	0
McCardell	1	1	2	2.0	2	0
Thomas	1	0	1	1.0	1	0
Jaguars	34	13	351	10.3	60	0
Opponents	44	7	400	9.1	40	0

KICKOFF RET.	NO	YDS	AVG	LG	TD
Jordan	26	553	21.3	73	0
Brooks	17	412	24.2	36	0
Bullard	7	157	22.4	36	0
Jackson	7	149	21.3	27	0
Bell	6	119	19.8	28	0
Griffith	2	24	12.0	16	0
Maston	2	49	24.5	29	0
Jaguars	67	1,463	21.8	73	0
Opponents	71	1,674	23.6	62	0

2-point conversions: Brunell 2, McCardell 2, Jackson 1, Jaguars 5-6, Opponents 1-2

FGS	1-19	20-29	30-39	40-49	50+
Hollis	2/2	9/9	12/14	5/8	2/3

Jaguars	2/2	9/9	12/14	5/8	2/3
Opponents	0/0	16/16	5/7	5/10	0/1

Hollis: (52G), (38G, 37G, 31N), (33G), (42N, 27G), (53G), (48N, 36G, 19G), (35G, 40G), (1, 1), (23G, 33G, 24G), (40G), (29G, 41N, 34G), (25G, 46G, 40G, 39G, 39G, 20G), (51N, 34G, 38G, 31G), (36G, 19G, 39G), (23G, 26G, 22G, 42G).

Opponents: (48G, 29G, 23G), (32G, 29G), (32G), (23G, 30G, 29G, 44N, 41G, 40G), (45N), (27G), (20G, 36N), (25G), (1), (21G, 21G), (51N), (21G, 29G, 41G, 33G, 49N), (42B, 22G, 34G), (44N, 27G), (27G, 24G), (46G, 30N)

SACKS

Simmons 7.5, Brackens 7.0, Hardy 5.5, Smeenge 5.0, Lageman 4.5, Pritchett 2.0, Beasley 1.0, Jurkovic 1.0, Robinson 1.0, Davey 0.5, T. Davis 0.5, Hudson 0.5, Jaguars 37, Opponents 50.

TACKLES (Solo, Assists, Total)

Robinson (67-98-165), Hardy (65-65-130), McManus (57-62-119), Washington (65-9-74), Jurkovic (39-33-72), Simmons (25-41-66), Brackens (43-22-65), T. Davis (40-25-65), Hudson (50-14-64), Lageman (46-16-64), Hall (42-18-60), Davey (26-34-60), Smeenge (20-23-43), Schwartz (20-22-42), Pritchett (17-22-39), Thomas (33-3-36), Massey (30-4-34), Beasley (25-6-31), Clark (15-1-16), Boyer (3-4-7), Frase (1-6-7), Logan (4-0-4), Brooks (4-0-4), Bell (2-1-3), A. Davis (0-2-2)

USUAL STARTING LINEUP

OFFENSE

- WR Andre Rison (9)
- Jimmy Smith (7)
- LT Tony Boselli (16)
- LG Ben Coleman (16)
- C Dave Widell (14)
- RG Brian DeMarco (9)
- Rich Tylski (7)
- RT Leon Searcy (16)
- TE Derek Brown (14)
- Pete Mitchell (7)
- WR Keenan McCardell (15)
- QB Mark Brunell (16)
- RB James Stewart (11)
- Natrone Means (4)
- FB Le'Shai Maston (8)

DEFENSE

- LE Joel Smeenge (10)
- Jeff Lageman (6)
- LT Don Davey (11)
- RT John Jurkovic (14)
- RE Clyde Simmons (13)
- SLB Kevin Hardy (15)
- MLB Tom McManus (11)
- WLB Eddie Robinson (15)
- LCB Aaron Beasley (5)
- Dave Thomas (5)
- Vinnie Clark (4)
- RCB Mickey Washington (16)
- LS Dana Hall (9)
- Travis Davis (7)
- RS Chris Hudson (16)

PASSING	ATT	CMP	PCT	YARDS	YDS/ATT	TD	INT	LG	SK/YDS	RATING
Brunell	557	353	63.4	4,367	7.84	19	20	62	50/257	84.0
Jaguars	557	353	63.4	4,367	7.84	19	20	62	50/257	84.0
Opponents	509	291	57.2	3,551	6.98	24	13	63t	37/237	83.9



1997 STATISTICS (11-5)

Head Coach: Tom Coughlin

Postseason: 0-1

Standings: Second in AFC Central

DATE	OPPONENT	SCORE	W/L	ATT	RUSHING	NO	YDS	AVG	LG	TD
Aug. 31	at Baltimore	28-27	W	61,018	Means	244	823	3.4	20	9
Sep. 7	NY GIANTS	40-13	W	70,581	Stewart	136	555	4.1	33	8
Sep. 14	Open date				Brunell	48	257	5.4	15	2
Sep. 22	PITTSBURGH	30-21	W	73,016	Johnson	10	34	3.4	25t	1
Sep. 28	at Washington	12-24	L	74,421	Hallock	4	21	5.3	11	0
Oct. 5	CINCINNATI	21-13	W	67,128	Jackson	3	14	4.7	13	0
Oct. 12	PHILADELPHIA	38-21	W	69,150	Matthews	1	10	10.0	10	0
Oct. 19	at Dallas	22-26	L	64,464	Shelton	6	4	0.7	2	0
Oct. 26	at Pittsburgh (OT)	17-23	L	57,011	Jordan	1	2	2.0	2	0
Nov. 2	at Tennessee	30-24	W	27,208	Barker	1	0	0.0	0	0
Nov. 9	KANSAS CITY	24-10	W	70,444	Jaguars	454	1,720	3.8	33	20
Nov. 16	TENNESSEE	17-9	W	70,070	Opponents	455	1,734	3.8	30	12
Nov. 23	at Cincinnati	26-31	L	55,158						
Nov. 30	BALTIMORE	29-27	W	63,712						
Dec. 7	NEW ENGLAND	20-26	L	73,446						
Dec. 14	at Buffalo	20-14	W	41,231						
Dec. 21	at Oakland	20-9	W	40,032						
Dec. 27	at Denver	17-42	L	74,481						

	JAX	OPP
TOTAL FIRST DOWNS	308	318
Rushing	103	107
Passing	187	190
Penalty	18	21
3rd Down: Made/Att.	82/209	102/226
3rd Down Pct.	39.2	45.1
4th Down: Made/Att.	5/12	12/23
4th Down Pct.	41.7	52.2
POSSESSION AVG.	29:40	30:20
TOTAL NET YARDS	5,424	5,238
Average Per Game	339.0	327.4
Total Plays	998	1,035
Average Per Play	5.4	5.1
NET YARDS RUSHING	1,720	1,734
Average Per Game	107.5	108.4
Total Rushes	454	455
NET YARDS PASSING	3,704	3,504
Average Per Game	231.5	219.0
Sacked/Yards Lost	40/218	48/331
Gross Yards	3,922	3,835
Att./Comp.	504/313	532/320
Completion Pct.	62.1	60.2
Had Intercepted	9	14
PUNTS/AVERAGE	66/44.9	73/41.9
NET PUNTING AVG.	66/38.8	73/34.4
PENALTIES/YARDS	110/914	90/800
FUMBLES/BALL LOST	17/11	26/15
TOUCHDOWNS	43	39
Rushing	20	12
Passing	20	24
Returns	3	3

BY PERIODS	1	2	3	4	OT	PTS
Jaguars	117	111	66	100	0	394
Opponents	65	91	58	98	6	318

SCORING	TD	RU	PA	RT	PAT	FG	S	TP
Hollis	0	0	0	0	41/41	31/36	0	134
Means	9	9	0	0			0	54
Stewart	9	8	1	0			0	54
McCardell	5	0	5	0			0	30
Mitchell	4	0	4	0			0	24
Smith	4	0	4	0			0	24
Jackson	2	0	2	0			0	14
Brunell	2	2	0	0			0	12
Hudson	2	0	0	2			0	12
Jones	2	0	2	0			0	12
Barlow	1	0	0	1			0	6
Brown	1	0	1	0			0	6
Hallock	1	0	1	0			0	6
Johnson	1	1	0	0			0	6
Jaguars	43	20	20	3	41/41	31/36	0	394
Opponents	39	12	24	3	31/32	17/25	0	318

PASSING	ATT	CMP	PCT	YARDS	YDS/ATT	TD	INT	LG	SK/YDS	RATING
Brunell	435	264	60.7	3,281	7.54	18	7	75	33/189	91.2
Matthews	40	26	65.0	275	6.88	0	0	43	1/0	84.9
Johnson	28	22	78.6	344	12.29	2	2	40	6/29	111.9
Barker	1	1	100.0	22	22.0	0	0	22	0/0	118.8
Jaguars	504	313	62.1	3,922	7.78	20	9	75	40/218	92.0
Opponents	532	320	60.2	3,835	7.21	24	14	64t	48/331	86.3

RECEIVING	NO	YDS	AVG	LG	TD
McCardell	85	1,164	13.7	60	5
Smith	82	1,324	16.1	75	4
Stewart	41	336	8.2	40	1
Mitchell	35	380	10.9	33	4
Hallock	18	131	7.3	23	1
Jackson	17	206	12.1	45	2
Means	15	104	6.9	21	0
Brown	8	84	10.5	21	1
Jones	5	87	17.4	26t	2
Barlow	5	74	14.8	29	0
Hall	1	22	22.0	22	0
Moore	1	10	10.0	10	0
Jaguars	313	3,922	12.5	75	20
Opponents	320	3,835	12.0	64t	24

INTERCEPTIONS	NO	YDS	AVG	LG	TD
Figures	5	48	9.6	32	0
Hudson	3	26	8.7	23	0
Thomas	2	34	17.0	23	0
Davis	1	23	23.0	23	0
Kopp	1	9	9.0	9	0
Beasley	1	5	5.0	5	0
Robinson	1	0	0.0	0	0
Jaguars	14	145	10.4	32	0
Opponents	9	184	20.4	47t	2

PUNTING	NO	YDS	AVG	NET	TR	IN	LG	B
Barker	66	2,964	44.9	38.8	8	27	64	0
Jaguars	65	2,964	44.9	38.8	8	27	64	0
Opponents	73	3,060	41.9	34.4	7	20	72	1

PUNT RET.	NO	FC	YDS	AVG	LG	TD
Barlow	36	16	412	11.4	52	0
Jaguars	36	16	412	11.4	52	0
Opponents	29	7	241	8.3	25	0

KICKOFF RET. NO YDS AVG LG TD
 Jackson 32 653 20.4 38 0
 Barlow 10 267 26.7 92t 1
 Logan 10 236 23.6 39 0
 Mitchell 2 17 8.5 12 0
 Davis 1 9 9.0 9 0
 Hallock 1 6 6.0 6 0
 Moore 1 36 36.0 36 0
 Parker 1 9 9.0 9 0
Jaguars **58** **1,233** **21.3** **92t** **1**
Opponents **77** **1,730** **22.5** **85** **0**

2-point conversions: Jackson 1, Jaguars 1-2, Opponents 1-6

FGS	1-19	20-29	30-39	40-49	50+
Hollis	2/2	12/14	8/9	7/9	2/2
Jaguars	2/2	12/14	8/9	7/9	2/2
Opponents	1/1	3/3	9/12	4/8	0/1

Hollis: (43N), (29G, 52G, 35N, 42G), (29N, 20G, 45G, 38N, 27G), (30G, 42G, 25G, 47G), (27N), (38G), (I), (20G), (30G, 30G, 37G), (52G), (23G), (21G, 35G, 29G, 25G), (41G, 42G, 31G, 29G, 22G), (44N), (19G, 47G), (19G, 23G)
 Opponents: (33G, 25G), (I), (40B), (33N, 41G), (I), (43N), (37G, 21G, 63N), (19G), (33N, 36G, 41N), (45G), (41N, 35G), (20G), (I), (44G, 41G, 33G, 39G, 32N), (38G, 31G), (33G)

SACKS

Simmons 8.5, Brackens 7.0, Smeenge 6.5, Lageman 5.0, Davey 3.0, Pritchett 3.0, Hardy 2.5, Wynn 2.5, Davis 2.0, Robinson 2.0, Boyer 1.5, Hamilton 1.0, Kopp 1.0, Tuoalo 1.0, Schwartz 0.5, Jaguars 48, Opponents 40.

TACKLES (Solo, Assists, Total)

Schwartz (69-96-165), Robinson (70-91-161), T. Davis (88-28-116), Thomas (75-13-88), Hudson (61-19-80), Hardy (34-39-73), Simmons (31-40-71), Figures (60-3-63), Brackens (36-26-62), Wynn (25-35-60), Lageman (26-30-56), Smeenge (25-30-55), Davey (16-38-54), Pritchett (20-24-44), Boyer (27-16-43), Payne (13-19-32), Beasley (26-5-31), Tuoalo (12-14-26), Kopp (7-7-14), Hall (11-3-14), Devine (7-1-0), Jurkovic (4-2-0), White (3-3-6), Logan (5-0-5), Hamilton (2-1-3), Brooks (1-1-2), Parker (0-1-1)

USUAL STARTING LINEUP

OFFENSE

WR Jimmy Smith (16)
 LT Tony Boselli (12)
 LG Ben Coleman (12)
 C Dave Widell (12)
 Michael Cheever (4)
 RG Rich Tylski (11)
 Brian DeMarco (5)
 RT Leon Searcy (16)
 TE Pete Mitchell (12)
 Derek Brown (8)
 Keenan McCardell (16)
 QB Mark Brunell (14)
 RB Natrone Means (11)
 James Stewart (5)
 FB Ty Hallock (7)

DEFENSE

LE Jeff Lageman (16)
 LT Renaldo Wynn (8)
 Kelvin Pritchett (5)
 RT Don Davey (10)
 Seth Payne (5)
 RE Clyde Simmons (13)
 SLB Kevin Hardy (11)
 MLB Bryan Schwartz (16)
 WLB Eddie Robinson (13)
 LCB Dave Thomas (7)
 Aaron Beasley (7)
 RCB Deon Figures (9)
 Dave Thomas (7)
 LS Travis Davis (16)
 RS Chris Hudson (16)



1998 STATISTICS (11-5)

Head Coach: Tom Coughlin

Postseason: 1-1

Standings: First n AFC Central

Table with columns: DATE, OPPONENT, SCORE, W/L, ATT. Rows include games from Sep. 6 to Jan. 10.

Summary statistics table with columns: JAX, OPP. Rows include Rushing, Passing, Penalty, 3rd Down, etc.

Table with columns: BY PERIODS, 1, 2, 3, 4, OT, PTS. Rows for Jaguars and Opponents.

Table with columns: SCORING, TD, RU, PA, RT, PAT, FG, S, TP. Rows for individual players and totals.

Table with columns: PASSING, ATT, CMP, PCT, YARDS, YDS/ATT, TD, INT, LG, SK/YDS, RATING. Rows for Brunell, Quinn, Martin, Jaguars, Opponents.

Table with columns: RUSHING, NO, YDS, AVG, LG, TD. Rows for Taylor, Stewart, Brunell, etc.

Table with columns: RECEIVING, NO, YDS, AVG, LG, TD. Rows for Smith, McCardell, Taylor, etc.

Table with columns: INTERCEPTIONS, NO, YDS, AVG, LG, TD. Rows for Beasley, Hudson, Hardy, etc.

Table with columns: PUNTING, NO, YDS, AVG, NET, TB, IN, LG, B. Rows for Barker, Jaguars, Opponents.

Table with columns: PUNT RET., NO, FC, YDS, AVG, LG, TD. Rows for Barlow, Logan, Jaguars, Opponents.

Table with columns: KICKOFF RET., NO, YDS, AVG, LG, TD. Rows for Barlow, Logan, Banks, etc.

2-point conversions: McCardell, Jaguars 1-2, Opponents 1-6

Table with columns: FGS, 1-19, 20-29, 30-39, 40-49, 50+. Rows for Hollis, Jaguars, Opponents.

Hollis: (23G) (37N, 21N) (34G, 25B) (18G, 36G) (45N) (35G, 23G, 27G) (45G, 51N) (33G) (39G) (31G, 27G, 34G) () (23G, 47G) (44G, 43G, 30G) (21G, 29G) (25G) ()

SACKS

Smeenge 7.5, Paup 6.5, Brackens 3.5, Pritchett 3.0, White 3.0, Smith 2.0, Hardy 1.5, Boyer 1.0, Wynn 1.0, Davis 0.5, Jurkovic 0.5, Jaguars 30, Opponents 39.

TACKLES (Solo, Assists, Total)

Hardy (100-86-186), Schwartz (49-64-113), Paup (56-50-106), Darius (61-44-105), Beasley (70-16-86), Thomas (51-18-69), Smeenge (24-42-66), T. Davis (44-20-64), Hudson (44-20-64), Jurkovic (23-38-61), Wynn (25-33-58), McManus (17-32-49), Brackens (26-22-48), Figures (37-9-46), White (18-20-38), Pritchett (23-14-37), Logan (16-13-29), Boyer (11-15-26), F. Smith (9-17-26), Curry (4-11-15), Payne (5-8-13), Mason (5-4-9), Hamilton (2-3-5), Settles (3-1-4), McElmurry (2-1-3), Threats (1-1-2), Devine (1-0-1)

USUAL STARTING LINEUP

OFFENSE

- WR Jimmy Smith (15)
LT Tony Boselli (15)
LG Ben Coleman (15)
C Quentin Neujahr (16)
RG Brian DeMarco (8)
RT Leon Searcy (15)
TE Pete Mitchell (16)
Damon Jones (7)
WR Keenan McCardell (15)
QB Mark Brunell (14)
RB Fred Taylor (12)
FB Daimon Shelton (8)

DEFENSE

- LE Joel Smeenge (14)
LT John Jurkovic (9)
Kelvin Pritchett (5)
RT John Jurkovic (7)
Kelvin Pritchett (4)
Renaldo Wynn (4)
RE Tony Brackens (8)
Renaldo Wynn (7)
SLB Bryce Paup (16)
MLB Bryan Schwartz (12)
Tom McManus (4)
WLB Kevin Hardy (16)
LCB Aaron Beasley (15)
RCB Dave Thomas (12)
Deon Figures (4)
LS Donovin Darius (13)
RS Chris Hudson (13)



1999 STATISTICS (14-2)

Head Coach: Tom Coughlin

Postseason: 1-1

Standings: First in AFC Central

DATE	OPPONENT	SCORE	W/L	ATT
Sep. 12	SAN FRANCISCO	41-3	W	68,678
Sep. 19	at Carolina	22-20	W	64,261
Sep. 26	TENNESSEE	19-20	L	61,502
Oct. 3	at Pittsburgh	17-3	W	57,308
Oct. 11	at N.Y. Jets	16-6	W	78,216
Oct. 17	CLEVELAND	24-7	W	62,047
Oct. 24	Open date			
Oct. 31	at Cincinnati	41-10	W	49,138
Nov. 7	at Atlanta	30-7	W	68,466
Nov. 14	BALTIMORE	6-3	W	67,391
Nov. 21	NEW ORLEANS	41-23	W	69,772
Nov. 28	at Baltimore	30-23	W	68,428
Dec. 2	PITTSBURGH	20-6	W	68,806
Dec. 13	DENVER	27-24	W	71,357
Dec. 19	at Cleveland	24-14	W	72,038
Dec. 26	at Tennessee	14-41	L	66,641
Jan. 2	CINCINNATI	24-7	W	70,532
Jan. 15	MIAMI	62-7	W	75,173
Jan. 23	TENNESSEE	14-33	L	75,206

	JAX	OPP
TOTAL FIRST DOWNS	331	248
Rushing	116	72
Passing	194	159
Penalty	21	17
3rd Down: Made/Att	92/230	72/215
3rd Down Pct.	40.0	33.5
4th Down: Made/Att	5/10	5/20
4th Down Pct.	50.0	25.0
POSSESSION AVG.	31:57	28:03
TOTAL NET YARDS	5,586	4,334
Avg. Per Game	349.1	270.9
Total Plays	1,085	951
Avg. Per Play	5.1	4.6
NET YARDS RUSHING	2,091	1,444
Avg. Per Game	130.7	90.3
Total Rushes	514	373
NET YARDS PASSING	3,495	2,890
Avg. Per Game	218.4	180.6
Sacked/Yards Lost	36/221	57/373
Gross Yards	3,716	3,263
Att./Comp.	535/320	521/291
Completion Pct.	59.8	55.9
Had Intercepted	11	19
PUNTS/AVERAGE	78/41.8	96/41.4
NET PUNTING AVG.	78/36.9	96/34.5
PENALTIES/YARDS	90/755	93/728
FUMBLES/BALL LOST	18/7	31/11
TOUCHDOWNS	42	24
Rushing	20	6
Passing	16	18
Returns	6	0

BY PERIODS	1	2	3	4	OT	PTS
Jaguars	61	109	103	123	0	396
Opponents	44	81	40	52	0	217

SCORING	TD	RU	PA	RT	PAT	FG	S	TP
Hollis	0	0	0	0	37/37	31/38	0	130
J. Stewart	13	13	0	0			0	78
J. Smith	6	0	6	0			0	38
F. Taylor	6	6	0	0			0	36
McCardell	5	0	5	0			0	32
Jones	4	0	4	0			0	24
Beasley	2	0	0	2			0	12
Brady	1	0	1	0			0	8
Brunell	1	1	0	0			0	8
Barlow	1	0	0	1			0	6
Brackens	1	0	0	1			0	6
Craft	1	0	0	1			0	6
Whitted	1	0	0	1			0	6
Team	0	0	0	0			2	4
Smeenge	0	0	0	0			1	2
Jaguars	42	20	16	6	37/37	31/38	3	396
Opponents	24	6	18	0	22/22	17/18	0	217

PASSING	ATT	CMP	PCT	YARDS	YDS/ATT	TD	INT	LG	SK/YDS	RATING
Brunell	441	259	58.7	3,060	6.94	14	9	62	29/174	82.0
Fiedler	94	61	64.9	656	6.98	2	2	25t	7/47	83.5
Jaguars	535	320	59.8	3,716	6.95	16	11	62	36/221	82.3
Opponents	521	291	55.9	3,263	6.26	18	19	65t	57/373	71.0

RUSHING	NO	YDS	AVG	LG	TD
J. Stewart	249	931	3.7	44t	13
Taylor	159	732	4.6	52	6
Brunell	47	208	4.4	15	1
Banks	23	82	3.6	21	0
Howard	13	55	4.2	22	0
Mack	7	40	5.7	19	0
Fiedler	13	26	2.0	15	0
Whitted	1	9	9.0	9	0
Barker	1	6	6.0	6	0
Shelton	1	2	2.0	2	0
Jaguars	514	2,091	4.1	52	20
Opponents	373	1,444	3.9	46	6

RECEIVING	NO	YDS	AVG	LG	TD
J. Smith	116	1,636	14.1	62	6
McCardell	78	891	11.4	49	5
Brady	32	346	10.8	30	1
J. Stewart	21	108	5.1	19	0
Jones	19	221	11.6	31	4
Barlow	16	202	12.6	31	0
Banks	14	137	9.8	38	0
Shelton	12	87	7.3	13	0
Taylor	10	83	8.3	41	0
Howard	1	8	8.0	8	0
Wiegert	1	-3	-3.0	-3	0
Jaguars	320	3,716	11.6	62	16
Opponents	291	3,263	11.2	65t	18

INTERCEPTIONS	NO	YDS	AVG	LG	TD
Beasley	6	200	33.3	93t	2
Darius	4	37	9.3	29	0
Thomas	2	36	18.0	36	0
Brackens	2	16	8.0	16t	1
Bryant	2	0	0.0	0	0
McElmurry	1	26	26.0	26	0
Marts	1	10	10.0	10	0
Boyer	1	5	5.0	5	0
Jaguars	19	330	17.4	93t	3
Opponents	11	149	13.5	43	0

PUNTING	NO	YDS	AVG	NET	TB	IN	LG	B
Barker	78	3,260	41.8	36.9	6	32	83	0
Jaguars	78	3,260	41.8	36.9	6	32	83	0
Opponents	96	3,976	41.4	34.5	10	21	75	1

PUNT RET.	NO	FC	YDS	AVG	LG	TD
Barlow	38	17	414	10.9	74t	1
McCardell	6	4	41	6.8	19	0
Logan	1	0	7	7.0	7	0
Jaguars	45	21	462	10.3	74t	1
Opponents	37	12	259	7.0	36	0

KICKOFF RET.	NO	YDS	AVG	LG	TD
Barlow	19	396	20.8	56	0
Whitted	8	187	23.4	98t	1
Mack	6	112	18.7	32	0
Banks	5	78	15.6	20	0
Jackson	3	58	19.3	23	0
McCardell	2	19	9.5	10	0
Chamblin	1	6	6.0	6	0
Logan	1	25	25.0	25	0
Shelton	1	0	0.0	0	0
Jones	0	0	---	---	0
Jaguars	46	881	19.2	98t	1
Opponents	64	1,474	23.0	66	0

2-point conversions: Brady, Brunell, McCardell, Smith, Jaguars 4-5, Opponents 0-2

FGS	1-19	20-29	30-39	40-49	50+
Hollis	0/0	12/13	8/9	10/15	1/1
Jaguars	0/0	12/13	8/9	10/15	1/1
Opponents	0/0	3/3	5/6	8/8	1/1

Hollis: (41G,32G,50G,42G) (36G,40G,31G,49N) (42G) (27G,41G) (32G,44G,21G) (20G,36G,24G) (43G,21G) (27G,48B,24G,34G) (28G,28G,41N) (45G,32G) () (25G,32G) (49G,23G) (49N,41G,48N) () (34N,27G,28N)
Opponents: (42G) () (44G,48G) (48G) (33G,42G) () (29G) () (23G) (52G,39N) (46G,31G,33G) (40G,38G) (40G) () (30G,20G) ()

SACKS
Brackens 12.0, Hardy 10.5, Walker 10.0, Smeenge 5.0, Boyer 4.0, Lake 3.5, L. Smith 3.0, Marts 2.0, Beasley 1.5, Payne 1.5, Wynn 1.5, Paup 1.0, Curry 0.5, Jaguars 57, Opponents 36.

TACKLES (Solo, Assists, Total)
Hardy (87-66-153), Darius (68-47-115), Marts (66-46-112), Bryant (64-14-78), Brackens (47-29-76), Lake (56-15-71), Walker (34-37-71), Beasley (55-12-67), Payne (20-40-60), Smeenge (28-28-56), Paup (23-29-52), Boyer (23-20-43), Wynn (9-28-37), McElmurry (21-7-28), L. Smith (10-14-24), Thomas (12-3-15), Curry (4-6-10), McManus (5-4-9), Leroy (2-6-8), R. Stewart (3-5-8), Upshaw (4-4-8), Schwartz (3-3-6)

USUAL STARTING LINEUP

- OFFENSE**
WR Jimmy Smith (16)
LT Tony Boselli (16)
LG Ben Coleman (12)
C John Wade (16)
RG Zach Wiegert (12)
Rich Tylski (8)
RT Leon Searcy (16)
TE Kyle Brady (12)
Damon Jones (8)
WR Keenan McCardell (15)
QB Mark Brunell (15)
RB Fred Taylor (9)
James Stewart (7)
FB Daimon Shelton (9)

- DEFENSE**
LE Renaldo Wynn (10)
Joel Smeenge (7)
LT Gary Walker (16)
RT Seth Payne (16)
RE Tony Brackens (15)
SLB Bryce Paup (14)
MLB Lonnie Marts (16)
WLB Kevin Hardy (16)
LCB Fernando Bryant (16)
RCB Aaron Beasley (16)
SS Donovin Darius (16)
FS Carnell Lake (16)



2000 STATISTICS (7-9)

Head Coach: Tom Coughlin

Standings: Fourth in AFC Central

DATE	OPPONENT	SCORE	W/L	ATT	RUSHING	NO	YDS	AVG	LG	TD
Sept. 3	at Cleveland	27-7	W	72,418	F. Taylor	292	1,399	4.8	71	12
Sept. 10	at Baltimore	36-39	L	68,843	Brunell	48	236	4.9	16	2
Sept. 17	CINCINNATI	13-0	W	45,653	Mack	54	145	2.7	14	1
Sept. 25	at Indianapolis	14-43	L	56,816	A. Johnson	28	112	4.0	19	1
Oct. 1	PITTSBURGH	13-24	L	64,351	Stith	20	55	2.8	12	1
Oct. 8	BALTIMORE	10-15	L	65,194	Howard	21	52	2.5	9t	1
Oct. 16	at Tennessee	13-27	L	68,498	Soward	3	28	9.3	20	0
Oct. 22	WASHINGTON	16-35	L	69,061	J. Williams	2	8	4.0	4	0
Oct. 29	at Dallas (OT)	23-17	W	63,554	Shelton	2	3	1.5	2	0
Oct. 5	Open date				Dukes	2	2	1.0	2	0
Nov. 12	SEATTLE	21-28	L	68,063	Quinn	2	-2	1.0	-1	0
Nov. 19	at Pittsburgh	34-24	W	50,925	Martin	7	-6	-0.9	2	0
Nov. 26	TENNESSEE	16-13	W	65,454	Jaguars	481	2,032	4.2	71	18
Dec. 3	CLEVELAND	48-0	W	51,262	Opponents	436	1,685	3.9	45t	14
Dec. 10	ARIZONA	44-10	W	53,472	RECEIVING	NO	YDS	AVG	LG	TD
Dec. 17	at Cincinnati	14-17	L	50,469	McCardell	94	1,207	12.8	67t	5
Dec. 23	at N.Y. Giants	25-28	L	77,924	J. Smith	91	1,213	13.3	65t	8

	JAX	OPP
TOTAL FIRST DOWNS	318	252
Rushing	109	85
Passing	193	144
Penalty	16	23
Third Down: Made /Att.	100/235	74/203
Third Down Pct.	42.6	36.5
Fourth Down: Made/Att.	5/14	4/8
Fourth Down Pct.	35.7	50.0
POSSESSION AVG.	31:32	28:28
TOTAL NET YARDS	5,690	4,845
Average per Game	355.6	302.8
Total Plays	1,080	934
Average Per Play	5.3	5.2
NET YARDS RUSHING	2,032	1,685
Average per Game	127.0	105.3
Total Rushes	481	436
NET YARDS PASSING	3,658	3,160
Average per Game	228.6	197.5
Sacked/Yards Lost	54/289	40/247
Gross Yards	3,947	3,407
Attempts/Completions	545/333	458/258
Completion Pct.	61.1	56.3
Had Intercepted	15	12
PUNTS/AVERAGE	79/41.9	90/42.5
NET PUNTING AVERAGE	79/34.3	90/37.0
PENALTIES/YARDS	95/703	96/814
FUMBLES/BALLS LOST	27/14	26/18
TOUCHDOWNS	40	39
Rushing	18	14
Passing	22	23
Returns	0	2

BY PERIODS	1	2	3	4	OT	PTS
Jaguars	69	142	74	76	6	367
Opponents	59	88	61	119	0	327

SCORING	TD	RU	PA	RT	PAT	FG	S	TP
Hollis	0	0	0	0	33/33	24/26	0	105
F. Taylor	14	12	2	0			0	84
J. Smith	8	0	8	0			0	48
McCardell	5	0	5	0			0	30
Brady	3	0	3	0			0	20
Lindsey	0	0	0	0	5/5	5/7	0	20
Whitted	3	0	3	0			0	18
Brunell	2	2	0	0			0	12
Howard	1	1	0	0			0	6
A. Johnson	1	1	0	0			0	6
Mack	1	1	0	0			0	6
Soward	1	0	1	0			0	6
Stith	1	1	0	0			0	6
Jaguars	40	18	22	0	38/38	29/33	0	367
Opponents	39	14	23	2	36/36	17/24	1	327

PASSING	ATT	CMP	PCT	YARDS	YDS/ATT	TD	INT	LG	SK/YDS	RATING
Brunell	512	311	60.7	3,640	7.1	20	14	67t	54/289	84.0
Martin	33	22	66.7	307	9.30	2	1	65t	0/0	104.0
Jaguars	545	333	61.1	3,947	7.24	22	15	67t	54/289	85.2
Opponents	458	258	56.3	3,407	7.44	23	12	77t	40/247	85.8

RECEIVING	NO	YDS	AVG	LG	TD
McCardell	94	1,207	12.8	67t	5
J. Smith	91	1,213	13.3	65t	8
Brady	64	729	11.4	36	3
F. Taylor	36	240	6.7	19	2
Soward	14	154	11.0	45	1
Whitted	13	137	10.5	37t	3
A. Johnson	12	153	12.8	48	0
Shelton	4	48	12.0	16	0
Howard	3	26	8.7	13	0
Barlow	1	28	28.0	28	0
Jones	1	12	12.0	12	0
Jaguars	333	3,947	11.9	67t	22
Opponents	258	3,407	13.2	77t	23

INTERCEPTIONS	NO	YDS	AVG	LG	TD
R. Stewart	2	37	18.5	24	0
Darius	2	26	13.0	21	0
Logan	2	14	7.0	14	0
Beasley	1	39	39.0	39	0
Boyer	1	12	12.0	12	0
Nickerson	1	10	10.0	10	0
Brackens	1	7	7.0	7	0
Bryant	1	0	0.0	0	0
Hardy	1	0	0.0	0	0
Jaguars	12	145	12.1	39	0
Opponents	11	149	13.5	43	0

PUNTING	NO	YDS	AVG	NET	TR	IN	LG	B
Barker	76	3,194	42.0	34.4	5	29	65	0
Lindsey	3	117	39.0	32.3	1	0	46	0
Jaguars	79	3,311	41.9	34.3	6	29	65	0
Opponents	90	3,822	42.5	37.0	8	25	67	1

PUNT RET.	NO	FC	YDS	AVG	LG	TD
Barlow	29	14	200	6.9	21	0
Soward	14	5	108	7.7	18	0
McCardell	3	0	25	8.3	22	0
Jaguars	46	19	333	7.2	22	0
Opponents	38	7	478	12.6	82t	1

KICKOFF RET.	NO	YDS	AVG	LG	TD
Stith	33	785	23.8	47	0
Barlow	11	224	20.4	27	0
Mack	6	104	17.3	35	0
Soward	4	93	23.3	28	0
Whitted	4	67	16.8	20	0
J. Williams	2	50	25.0	30	0
Fordham	1	0	0.0	0	0
Leroy	1	0	0.0	0	0
Jaguars	62	1,323	21.3	47	0
Opponents	73	1,523	20.9	66	1

2-point conversions: Brady, Jaguars 1-1, Opponents 2-3

FGS	1-19	20-29	30-39	40-49	50+
Hollis	0/0	6/7	8/8	7/8	3/3
Lindsey	2/2	0/0	1/3	2/2	0/0
Jaguars	2/2	6/7	9/11	9/10	3/3
Opponents	2/2	6/7	4/5	5/10	0/0

Hollis: (50G,25G) (36G, 45G, 48G, 34G, 48G) () () () (23G, 45G) (23G,33G, 51G) (42G, 49B) () (36G, 33G) (27G, 20G, 38G) (40G, 24G) (36G, 50G, 40G) (28N) (36G)

Lindsey: (30G, 33N, 19G) () (19G, 48G) (49G, 31N)

Opponents: () (44G) (44N, 47N) (41G, 22G) (19G) (47G, 32G, 43G, 21G, 24G) (26G, 44N, 28G) () (19G) () (40G, 42N) (30G, 38G, 28N) () (47N, 32G) (27G) (39N)

SACKS
Brackens 7.5, Smeenge 6.0, Beasley 5.0, Walker 5.0, Boyer 3.5, Wynn 3.5, Hardy 3.0, Payne 2.0, Darius 1.0, Logan 1.0, Nickerson 1.0, Spicer 1.0, Meier 0.5, **Jaguars 40, Opponents 54.**

TACKLES (Solo, Assists, Total)
Hardy (88-61-149), Darius (80-32-112), Slaughter (45-63-108), Brackens (47-31-78), Nickerson (34-41-75), Payne (32-42-74), Walker (30-38-68), Logan (50-11-61), Bryant (42-15-57), Wynn (26-29-55), Beasley (45-8-53), Boyer (21-24-45), R. Stewart (28-11-39), Smeenge (13-18-31), L. Smith (11-19-30), Craft (24-5-29), Storz (10-15-25), K. Thomas (17-3-20), Meier (11-6-17), Marts (5-9-14), Leroy (5-8-13), Clark (3-3-6), Spicer (2-2-4), Swift (0-1-1)

USUAL STARTING LINEUP

OFFENSE

WR	Jimmy Smith (14)
LT	Tony Boselli (16)
LG	Brad Meester (16)
C	Jeff Smith (12)
RG	Brenden Stai (16)
RT	Zach Wiegert (8) Todd Fordham (8)
TE	Kyle Brady (16)
WR	Keenan McCardell (16)
QB	Mark Brunell (16)
RB	Fred Taylor (13)
FB	Daimon Shelton (9)

DEFENSE

LE	Renaldo Wynn (14)
LT	Gary Walker (14)
RT	Seth Payne (16)
RE	Tony Brackens (16)
SLB	Kevin Hardy (6) Lonnie Marts (2)
MLB	T.J. Slaughter (7) Hardy Nickerson (4)
WLB	Kevin Hardy (10) Brant Boyer (4)
LCB	Fernando Bryant (14)
RCB	Aaron Beasley (14)
SS	Donovin Darius (16)
FS	Rayna Stewart (9) Mike Logan (7)



2001 STATISTICS (6-10)

Head Coach: Tom Coughlin

Standings: Fifth in AFC Central

DATE	OPPONENT	SCORE	W/L	ATT
Sept. 9	PITTSBURGH	21-3	W	63,785
Sept. 23	TENNESSEE	13-6	W	65,994
Sept. 30	CLEVELAND	14-23	L	57,875
Oct. 7	at Seattle	15-24	L	54,524
Oct. 14	Open date			
Oct. 18	BUFFALO	10-13	L	58,893
Oct. 28	at Baltimore	17-18	L	69,439
Nov. 4	at Tennessee	24-28	L	68,798
Nov. 11	CINCINNATI	30-13	W	57,161
Nov. 18	at Pittsburgh	7-20	L	62,644
Nov. 25	BALTIMORE	21-24	L	53,530
Dec. 3	GREEN BAY	21-28	L	66,908
Dec. 9	at Cincinnati	14-10	W	44,920
Dec. 16	at Cleveland	15-10	W	72,818
Dec. 23	at Minnesota	33-3	W	64,150
Dec. 30	KANSAS CITY	26-30	L	59,396
Jan. 6	at Chicago	13-33	L	66,944

	JAX	OPP
TOTAL FIRST DOWNS	289	300
Rushing	85	89
Passing	181	193
Penalty	23	18
Third Down: Made /Att.	70/198	87/227
Third Down Pct.	35.4	38.3
Fourth Down: Made/Att.	3/12	5/18
Fourth Down Pct.	25.0	27.8
POSSESSION AVG.	28:01	31:59
TOTAL NET YARDS	4,840	5,070
Average per Game	302.5	316.9
Total Plays	969	1,056
Average Per Play	5.0	4.8
NET YARDS RUSHING	1,600	1,611
Average per Game	100.0	100.7
Total Rushes	372	469
NET YARDS PASSING	3,240	3,459
Average per Game	202.5	216.2
Sacked/Yards Lost	63/430	43/298
Gross Yards	3,670	3,757
Attempts/Completions	534/321	544/354
Completion Pct.	60.1	65.1
Had Intercepted	14	12
PUNTS/AVERAGE	82/43.6	83/40.5
NET PUNTING AVERAGE	82/37.1	83.35.0
PENALTIES/YARDS	97/710	96/834
FUMBLES/BALLS LOST	29/13	28/12
TOUCHDOWNS	34	30
Rushing	11	15
Passing	20	13
Returns	3	2

BY PERIODS	1	2	3	4	OT	PTS
Jaguars	49	83	90	72	0	294
Opponents	43	89	75	79	0	286

SCORING	TD	RU	PA	RT	PAT	FG	S	TP
Hollis	0	0	0	0	29/31	18/28	0	83
Mack	10	9	1	0			0	60
J. Smith	8	0	8	0			0	48
McCardell	6	0	6	0			0	38
Joseph	3	0	2	1			0	18
Brady	2	0	2	0			0	12
Battles	1	0	0	1			0	6
Beasley	1	0	0	1			0	6
Brunell	1	1	0	0			0	6
D. Jones	1	0	1	0			0	6
Moreau	1	1	0	0			0	6
Brackens	0	0	0	0			1	2
Holmes	0	0	0	0	1/1	0/0	0	1
Jaguars	34	11	20	3	30/32	18/28	2	294
Opponents	30	15	13	2	28/28	26/35	0	286

PASSING	ATT	CMP	PCT	YARDS	YDS/ATT	TD	INT	LG	SK/YDS	RATING
Brunell	473	289	61.1	3,309	7.00	19	13	44	57/387	84.1
Quinn	61	32	52.5	361	5.92	1	1	45	6/43	69.1
Jaguars	534	321	60.1	3,670	6.87	20	14	45	63/430	82.4
Opponents	544	354	65.1	3,757	6.91	13	12	63	43/298	83.9

RUSHING	NO	YDS	AVG	LG	TD
Mack	213	877	4.1	54	9
Joseph	68	294	4.3	27	0
Brunell	39	224	5.7	38	1
Taylor	30	116	3.9	24	0
Quinn	8	42	5.3	27	0
Moreau	8	27	3.4	14	1
Gibson	2	19	9.5	18	0
Whitted	1	4	4.0	4	0
Hanson	2	0	0.0	0	0
Smith	1	-3	-3.0	-3	0
Jaguars	372	1,600	4.3	54	11
Opponents	469	1,611	3.4	40	15

RECEIVING	NO	YDS	AVG	LG	TD
Smith	112	1,373	12.3	35t	8
McCardell	93	1,110	11.9	45	6
Brady	36	386	10.7	20t	2
Mack	23	165	7.2	25	1
Dawkins	20	234	11.7	28	0
Joseph	18	183	10.2	29t	2
Jones	8	140	17.5	40	1
Washington	5	36	7.2	12	0
Whitted	2	17	8.5	10	0
Gibson	2	13	6.5	9	0
F. Taylor	2	13	6.5	11	0
Jaguars	321	3,670	11.4	45	20
Opponents	354	3,757	10.6	63	13

INTERCEPTIONS	NO	YDS	AVG	LG	TD
Nickerson	3	4	1.3	2	0
Beasley	3	0	0.0	0	0
Battles	2	26	13.0	26	0
Craft	2	4	2.0	4	0
Darius	1	39	39.0	39	0
McCree	1	10	10.0	10	0
Jaguars	12	83	6.9	39	0
Opponents	14	299	21.4	97t	2

PUNTING	NO	YDS	AVG	NET	TB	IN	LG	B
Hanson	82	3,577	43.6	37.1	12	24	59	0
Jaguars	82	3,577	43.6	37.1	12	24	59	0
Opponents	83	3,359	40.5	35.0	6	31	68	0

PUNT RET.	NO	FC	YDS	AVG	LG	TD
Gibson	38	22	333	8.8	24	0
Jaguars	38	22	333	8.8	24	0
Opponents	38	15	295	7.8	43	0

KICKOFF RET.	NO	YDS	AVG	LG	TD
Gibson	26	511	19.7	35	0
Joseph	17	428	25.2	95t	1
Ross	8	150	18.8	26	0
Mack	2	49	24.5	31	0
Meier	2	14	7.0	8	0
Boyd	1	0	0.0	0	0
Price	1	4	4.0	4	0
Spicer	1	8	8.0	8	0
Jaguars	58	1,164	20.1	95t	1
Opponents	65	1,266	19.5	49	0

2-point conversions: McCardell, Jaguars 1-2, Opponents 0-2

FGS	1-19	20-29	30-39	40-49	50+
Hollis	0/0	4/5	8/11	6/11	0/1
Jaguars	0/0	4/5	8/11	6/11	0/1
Opponents	0/0	11/12	4/5	10/15	1/3

Hollis: (22N) (35G, 37N, 39G) (42N) (32G, 48G 52N 48G) (41G) (40G) (38G) (1) (47N) (38N) (34G, 30G, 42N) (44N) (43G, 46G, 37G) (39G, 23G 21G, 21G) (28G, 42N) (36B)
Opponents: (41G) (47N, 22G, 43G) (35G, 28G, 30G) (40N, 25G) (41N, 39N, 30G, 46G) (49G, 28G) (51N, 46N) (26G, 52G) (48G, 28G) (41G, 41N) (52N, 29B) (47G) (29G) (32G) (47G, 40G, 29G) (47G, 23G, 25G, 22G)

SACKS
Brackens 11.0, Walker 7.5, Hardy 5.5, Payne 5.0, Wynn 5.0, K. Thomas 3.0, Spicer 2.0, Battles 1.0, McCree 1.0, Slaughter 1.0, Westmoreland 1.0, Jaguars 43, Opponents 63.

TACKLES (Solo, Assists, Total)
Nickerson (102-128-230), Darius (74-25-99), Hardy (61-37-98), Slaughter (50-42-92), Payne (46-40-86), Wynn (40-35-75), Walker (42-31-73), Brackens (41-30-71), Battles (50-14-64), Stroud (24-38-62), McCree (36-22-58), Bryant (50-6-56), Craft (48-8-56), Clark (20-28-48), K. Thomas (42-5-47), E. Thomas (15-29-44), Beasley (36-6-42), Spicer (22-19-41), Westmoreland (17-19-36), Meier (12-9-21), Posey (5-8-13), Tuipala (7-5-12), Wheeler (10-1-11), L. Smith (3-5-8), Boyd (2-2-4)

USUAL STARTING LINEUP

OFFENSE
WR Jimmy Smith (16)
LT Todd Fordham (12)
Tony Boselli (3)
LG Brad Meester (16)
C Jeff Smith (16)
RG Zach Wiegert (16)
RT Maurice Williams (16)
TE Kyle Brady (16)
WR Keenan McCardell (16)
QB Mark Brunell (15)
RB Stacey Mack (11)
FB Patrick Washington (6)

DEFENSE
LE Renaldo Wynn (16)
LT Gary Walker (16)
RT Seth Payne (16)
RE Tony Brackens (12)
SLB Kevin Hardy (9)
Jeff Posey (5)
MLB Hardy Nickerson (14)
WLB T.J. Slaughter (6)
Edward Thomas (4)
LCB Fernando Bryant (9)
Jason Craft (4)
RCB Aaron Beasley (12)
SS Donovin Darius (11)
Ainsley Battles (5)
FS Marlon McCree (10)
Ainsley Battles (6)



2003 STATISTICS (5-11)

Head Coach: Jack Del Rio

Standings: Third in AFC South

DATE	OPPONENT	SCORE	W/L	ATT	RUSHING	NO	YDS	AVG	LG	TD
Sept. 7	at Carolina	23-24	L	72,134	Taylor	345	1,572	4.6	62	6
Sept. 14	BUFFALO	17-38	L	58,613	Toefield	53	212	4.0	30	2
Sept. 21	at Indianapolis	13-23	L	55,770	Fuamatu-Ma'afala	35	144	4.1	18	1
Sept. 28	at Houston	20-24	L	70,041	Leftwich	25	108	4.3	18	2
Oct. 5	SAN DIEGO	27-21	W	48,954	Brunell	8	19	2.4	12	1
Oct. 12	MIAMI	10-24	L	66,437	M. Edwards	7	13	1.9	3	1
Oct. 19	Open date				Allen	4	8	2.0	6	0
Oct. 26	TENNESSEE	17-30	L	55,918	Lewis	1	6	6.0	6	0
Nov. 2	at Baltimore	17-24	L	69,486	T. Edwards	3	-9	-3.0	4	0
Nov. 9	INDIANAPOLIS	28-23	W	45,037	Jaguars	481	2,073	4.3	62	13
Nov. 16	at Tennessee	3-10	L	68,809	Opponents	442	1,406	3.2	29t	12
Nov. 23	at N.Y. Jets	10-13	L	77,614						
Nov. 30	TAMPA BAY	17-10	W	60,543						
Dec. 7	HOUSTON	27-0	W	43,363						
Dec. 14	at New England	13-27	L	68,436						
Dec. 21	NEW ORLEANS	20-19	W	49,207						
Dec. 28	at Atlanta	14-21	L	70,266						

	JAX	OPP
TOTAL FIRST DOWNS	305	276
Rushing	118	84
Passing	163	172
Penalty	24	20
Third Down: Made/Att.	80/216	92/218
Third Down Pct.	37.0	42.2
Fourth Down: Made/Att.	13/26	7/14
Fourth Down Pct.	50.0	50.0
POSSESSION AVG.	30:09	29:51
TOTAL NET YARDS	5,358	4,657
Average per Game	334.9	291.1
Total Plays	1,024	976
Average Per Play	5.2	4.8
NET YARDS RUSHING	2,073	1,406
Average per Game	129.6	87.9
Total Rushes	481	442
NET YARDS PASSING	3,285	3,251
Average per Game	205.3	203.2
Sacked/Yards Lost	28/136	24/134
Gross Yards	3,421	3,385
Atts/Completions	515/303	510/303
Completion Pct.	58.8	59.4
Had Intercepted	17	15
PUNTS/AVERAGE	69/41.3	75/41.0
NET PUNTING AVE.	69/33.5	75/34.1
PENALTIES/YARDS	108/895	103/881
FUMBLES/BALLS LOST	27/14	26/12
TOUCHDOWNS	31	37
Rushing	13	12
Passing	17	23
Returns	1	2

BY PERIODS	1	2	3	4	OT	PTS
Jaguars	34	93	57	92	0	276
Opponents	85	81	57	108	0	331

SCORING	TD	RU	PA	RT	PAT	FG	S	TP
Marler	0	0	0	0	30/30	20/33	0	90
Taylor	7	6	1	0	0	0	0	42
Smith	4	0	4	0	0	0	0	24
T. Edwards	3	0	3	0	0	0	0	18
Toefield	3	2	1	0	0	0	0	18
Hatchette	2	0	2	0	0	0	0	12
Leftwich	2	2	0	0	0	0	0	12
Wrightster	2	0	2	0	0	0	0	12
Allen	1	0	1	0	0	0	0	6
Ayodele	1	0	0	1	0	0	0	6
Brady	1	0	1	0	0	0	0	6
Brunell	1	1	0	0	0	0	0	6
M. Edwards	1	1	0	0	0	0	0	6
F.-Ma'afala	1	1	0	0	0	0	0	6
Johnson	1	0	1	0	0	0	0	6
Lewis	1	0	1	0	0	0	0	6
Jaguars	31	13	17	1	30/30	20/33	0	276
Opp.	37	12	23	2	33/34	24/27	1	331

PASSING	ATT	CMP	PCT	YARDS	YDS/ATT	TD	INT	LG	SK/YDS	RATING
Leftwich	418	239	57.2	2,819	6.74	14	16	84t	19/90	73.0
Brunell	82	54	65.9	484	5.90	2	0	65t	9/46	89.7
Garrard	12	9	75.0	86	7.17	1	0	28	0/0	122.2
Toefield	2	1	50.0	32	16.00	0	0	32	0/0	95.8
Royals	1	0	0.0	0	0.00	0	1	0	0/0	0.0
Jaguars	515	303	58.8	3,421	6.64	17	17	84t	28/136	76.0
Opponents	510	303	59.4	3,385	6.64	23	15	75t	24/134	82.0

RECEIVING	NO	YDS	AVG	LG	TD
Smith	54	805	14.9	67	4
Taylor	48	370	7.7	60t	1
T. Edwards	35	487	13.9	84t	3
M. Edwards	31	226	7.3	32	0
Brady	29	281	9.7	26	1
Johnson	17	253	14.9	28	1
Hankton	17	166	9.8	22	0
Hatchette	15	203	13.5	45	2
Toefield	14	105	7.5	16	1
Wrightster	13	150	11.5	30	2
Stokes	13	116	8.9	22	0
Allen	6	60	10.0	31	1
Lewis	4	100	25.0	65t	1
Redmond	3	67	22.3	29	0
Luzar	3	30	10.0	21	0
Fuamatu-Ma'afala	1	2	2.0	2	0
Jaguars	303	3,421	11.3	84t	17
Opponents	303	3,385	11.2	75t	23

INTERCEPTIONS	NO	YDS	AVG	LG	TD
Peterson	3	8	2.7	7	0
Craft	2	29	14.5	21	0
Ayodele	2	15	7.5	13	0
Mathis	2	0	0.0	0	0
Cooper	1	12	12.0	12	0
Brackens	1	4	4.0	4	0
Darius	1	4	4.0	4	0
Trapp	1	4	4.0	4	0
Spicer	1	2	2.0	2	0
Bryant	1	0	0.0	0	0
Jaguars	15	78	5.2	21	0
Opponents	17	198	11.6	52	1

PUNTING	NO	YDS	AVG	NET	TB	IN	LG	B
Royals	45	1,852	41.2	34.8	5	9	51	0
Hanson	23	1,001	43.5	31.1	1	4	58	1
Jaguars	69	2,853	41.3	33.5	6	13	58	1
Opponents	75	3,077	41.0	34.1	7	24	58	0

PUNT RET.	NO	FC	YDS	AVG	LG	TD
Allen	27	15	324	12.0	52	0
Lewis	5	0	45	9.0	14	0
Mathis	2	3	7	3.5	6	0
Jaguars	34	18	376	11.1	52	0
Opponents	40	3	420	10.5	40	0

KICKOFF RET.	NO	YDS	AVG	LG	TD
Allen	41	831	20.3	61	0
Toefield	14	272	19.4	35	0
Lewis	6	111	18.5	26	0
M. Edwards	2	44	22.0	24	0
Redmond	1	21	21.0	21	0
T. Edwards	1	20	20.0	20	0
Brady	1	10	10.0	10	0
Mathis	1	7	7.0	7	0
Jaguars	67	1,316	19.6	61	0
Opponents	58	1,227	21.2	58	0

2-point conversions: Jaguars 0-1, Opponents 1-3

FGS	1-19	20-29	30-39	40-49	50+
Marler	0/0	10/11	4/8	5/12	1/2
Jaguars	0/0	10/11	4/8	5/12	1/2
Opponents	0/0	8/8	9/9	6/8	1/2

Marler: (40G, 55B) (48N, 44G) (46N, 49G, 41N, 37G) (29G, 20G) (53G, 27G) (20G, 31N) (49G) (24G) () (44N, 39G) (36N, 23G) (46N, 28G, 41N) (35G, 41N, 28G) (24G, 23G, 34N) (43G, 35G, 21B) (30B)

Opponents: (49G) (27G) (46G, 36G, 29G) (48G, 50N) () (51G) (43G, 43G, 33G) (23G, 32G, 23G) (27G, 26G, 27G) (33G, 48N) (36G, 35G) (47G, 45N) () (22G, 31G) (33G, 38G) ()

SACKS

Brackens 6.0, Stroud 4.5, Douglas 3.5, Henderson 3.5, Meier 1.5, Ayodele 1.0, Barnes 1.0, Peterson 1.0, Slaughter 1.0, Thomas 1.0, Jaguars 24, Opponents 28.

TACKLES (Solo, Assists, Total)

Peterson (87-80-167), Ayodele (97-53-150), Darius (65-53-118), Stroud (82-19-101), Mathis (72-19-91), Henderson (60-17-77), Cooper (37-37-74), Clark (38-35-73), Bryant (59-12-71), Brackens (41-12-53), Spicer (24-13-37), Douglas (27-4-31), Craft (25-5-30), Meier (25-5-30), Slaughter (14-11-25), Barnes (13-2-15), Thomas (7-5-12), A. Mitchell (7-3-10), K. Mitchell (3-7-10), Trapp (3-2-5), Leonard (4-0-4), McCree (0-2-2), Franklin (1-0-1), Adams (0-1-1)

USUAL STARTING LINEUP

OFFENSE

WR	Jimmy Smith (12)
	Matthew Hatchette (4)
LT	Mike Pearson (16)
LG	Vince Manuwai (14)
	Jamar Nesbit (2)
C	Brad Meester (16)
RG	Chris Naeole (16)
RT	Maurice Williams (16)
TE	Kyle Brady (15)
WR	Troy Edwards (11)
	J.J. Stokes (3)
QB	Byron Leftwich (13)
	Mark Brunell (3)
RB	Fred Taylor (16)
FB	Marc Edwards (16)

DEFENSE

LE	Tony Brackens (15)
DT	Marcus Stroud (16)
DT	John Henderson (16)
RE	Hugh Douglas (16)
OLB	Akin Ayodele (16)
MLB	Mike Peterson (16)
OLB	Danny Clark (9)
	T.J. Slaughter (3)
	Keith Mitchell (2)
LCB	Fernando Bryant (16)
RCB	Rashean Mathis (10)
	Jason Craft (6)
SS	Donovin Darius (16)
FS	Deke Cooper (10)
	Rashean Mathis (6)



2004 STATISTICS (9-7)

Head Coach: Jack Del Rio

Standings: Second in AFC South

DATE	OPPONENT	SCORE	W/L	ATT	RUSHING	NO	YDS	AVG	LG	TD
Sept. 12	at Buffalo	13-10	W	72,389	Taylor	260	1,224	4.7	46	2
Sept. 19	DENVER	7-6	W	69,127	Toefield	51	169	3.3	16	0
Sept. 26	at Tennessee	15-12	W	68,932	G. Jones	62	162	2.6	12	3
Oct. 3	INDIANAPOLIS	17-24	L	73,114	Leftwich	39	148	3.8	17	2
Oct. 10	at San Diego	21-34	L	52,101	Garrard	12	76	6.3	12	1
Oct. 17	KANSAS CITY	22-16	W	66,413	Fuamatu-Ma'afala	20	69	3.5	10	1
Oct. 24	at Indianapolis	27-24	W	56,615	T. Edwards	2	2	1.0	2	0
Oct. 31	at Houston	6-20	L	70,502	Jaguars	446	1,850	4.1	46	9
Nov. 7	Open date				Opponents	438	1,777	4.1	47	7
Nov. 14	DETROIT (OT)	23-17	W	66,431						
Nov. 21	TENNESSEE	15-18	L	69,703						
Nov. 28	at Minnesota	16-27	L	64,004						
Dec. 5	PITTSBURGH	16-17	L	76,877						
Dec. 12	CHICAGO	22-3	W	67,572						
Dec. 19	at Green Bay	28-25	W	70,437						
Dec. 26	HOUSTON	0-21	L	66,227						
Jan. 2	at Oakland	13-6	W	41,112						

	JAX	OPP
TOTAL FIRST DOWNS	279	290
Rushing	88	83
Passing	161	181
Penalty	30	26
Third Down: Made /Att.	80/217	84/205
Third Down Pct.	36.9	41.0
Fourth Down: Made/Att.	10/18	5/10
Fourth Down Pct.	55.6	50.0
POSSESSION AVG.	30:28	29:32
TOTAL NET YARDS	5,009	5,134
Average per Game	313.1	320.9
Total Plays	991	972
Average Per Play	5.1	5.3
NET YARDS RUSHING	1,850	1,777
Average per Game	115.6	111.1
Total Rushes	446	438
NET YARDS PASSING	3,159	3,357
Average per Game	197.4	209.8
Sacked/Yards Lost	32/156	37/217
Gross Yards	3,315	3,574
Attempts/Completions	513/305	497/306
Completion Pct.	59.5	61.6
Had Intercepted	11	16
PUNTS/AVERAGE	84/42.8	74/44.1
NET PUNTING AVG.	84/35.5	74/35.1
PENALTIES/YARDS	109/940	118/966
FUMBLES/BALLS LOST	23/11	30/12
TOUCHDOWNS	26	31
Rushing	9	7
Passing	17	18
Returns	0	6

BY PERIODS	1	2	3	4	OT	PTS
Jaguars	35	75	56	89	6	261
Opponents	61	86	34	99	0	280

SCORING	TD	RU	PA	RT	PAT	FG	S	TP
Scobee	0	0	0	0	21/21	24/31	0	93
J. Smith	6	0	6	0	0	0	0	36
G. Jones	3	3	0	0	0	0	0	18
Taylor	3	2	1	0	0	0	0	18
Wilford	2	0	2	0	0	0	0	14
Hankton	2	0	2	0	0	0	0	12
Leftwich	2	2	0	0	0	0	0	12
R. Williams	1	0	1	0	0	0	0	10
B. Jones	1	0	1	0	0	0	0	8
Brady	1	0	1	0	0	0	0	6
T. Edwards	1	0	1	0	0	0	0	6
Fu.-Mafala	1	1	0	0	0	0	0	6
Garrard	1	1	0	0	0	0	0	6
Toefield	1	0	1	0	0	0	0	6
Wrightster	1	0	1	0	0	0	0	6
Favors	0	0	0	0	0	1	2	0
D. Smith	0	0	0	0	0	1	2	0
Jaguars	26	9	17	0	21/21	24/31	2	261
Opponents	31	7	18	6	27/28	21/28	0	280

PASSING	ATT	CMP	PCT	YARDS	YDS/ATT	TD	INT	LG	SK/YDS	RATING
Leftwich	441	267	60.5	2,941	6.67	15	10	65	25/114	82.2
Garrard	72	38	52.8	374	5.19	2	1	36t	6/35	71.2
Toefield	0	0	0.00	0	0.00	0	0	0	1/7	0.0
Jaguars	513	305	59.5	3,315	6.46	17	11	65	32/156	80.7
Opponents	497	306	61.6	3,574	7.19	18	16	54	37/217	82.0

RECEIVING	NO	YDS	AVG	LG	TD
Smith	74	1,172	15.8	65	6
T. Edwards	50	533	10.7	36	1
Taylor	36	345	9.6	64t	1
Toefield	28	151	5.4	16	1
Williams	27	268	9.9	26	1
Wilford	19	271	14.3	46	2
Yoder	14	157	11.2	56	0
Brady	14	103	7.4	21	1
Wrightster	10	69	6.9	12	1
Hankton	9	81	9.0	14t	2
M. Edwards	7	41	5.9	15	0
B. Jones	6	84	14.5	26t	1
Fuamatu-Ma'afala	4	19	4.8	8	0
G. Jones	3	13	4.3	9	0
Allen	2	8	4.0	5	0
Lewis	1	4	4.0	4	0
Leftwich	1	-7	-7.0	-7	0
Jaguars	305	3,315	10.9	65	17
Opponents	306	3,574	11.7	54	18

INTERCEPTIONS	NO	YDS	AVG	LG	TD
Darius	5	80	16.0	37	0
Mathis	5	42	8.4	21	0
Grant	2	4	2.0	4	0
Washington	2	0	0.0	0	0
Cooper	1	0	0.0	0	0
D. Smith	1	0	0.0	0	0
Jaguars	16	126	7.9	37	0
Opponents	11	163	14.8	43t	1

PUNTING	NO	YDS	AVG	NET	TB	IN	LG	B
Hanson	84	3,592	42.8	35.5	9	28	69	0
Jaguars	84	3,592	42.8	35.5	9	28	69	0
Opponents	74	3,265	44.1	35.1	13	19	80	0

PUNT RET.	NO	FC	YDS	AVG	LG	TD
Lewis	23	7	227	9.9	50	0
Allen	15	2	144	9.6	32	0
T. Edwards	3	1	26	8.7	14	0
Mathis	1	0	8	8.0	8	0
Jaguars	42	10	405	9.6	50	0
Opponents	38	13	429	11.3	83t	2

2-point conversions: R. Williams 2, B. Jones, Wilford, Jaguars 4-4, Opponents 2-3

KICKOFF RET.	NO	YDS	AVG	LG	TD
Lewis	21	386	18.4	26	0
T. Edwards	15	335	22.3	45	0
Allen	11	210	19.1	25	0
G. Jones	5	90	18.0	23	0
Toefield	3	43	14.3	19	0
Brady	1	15	15.0	15	0
M. Edwards	1	8	8.0	8	0
Jaguars	57	1,087	19.1	45	0
Opponents	50	995	19.9	52	0

FGS	1-19	20-29	30-39	40-49	50+
Scobee	0/0	10/10	8/11	5/7	1/3
Jaguars	0/0	10/10	8/11	5/7	1/3
Opponents	0/0	9/9	7/10	5/8	0/1

Scobee: (25G, 27G) () () (35N, 48G, 42G, 22G) () (51N) (26G, 32G, 26G, 53G) (44G, 49N, 36G) (31G) (35G, 48G, 44N) (33G, 32G, 42G) (32N, 20G, 29G, 36G, 60N) (30G, 25G) () (31N) (26G, 22G)

Opponents: (42N, 25G) (44G, 22G, 51N) (26G, 40G) (46G) (21G, 28G) (31G, 42N) (34G) (38G, 21G) (32N, 21G) (41G) (25G, 33G) (37G) (47N, 42G) (35G, 31N) (34B) (35G, 27G)

SACKS

Favors 5.5, Henderson 5.5, Peterson 5.0, Stroud 4.5, McCray 3.5, Gildon 3.0, Ayodele 2.0, D. Smith 2.0, Barnes 1.0, Cooper 1.0, Grant 1.0, Patterson 1.0, Meier 0.5, Ransom 0.5, **Jaguars 37, Opponents 32.**

TACKLES (Solo, Assists, Total)

Peterson (102-76-178), Ayodele (82-49-131), Darius (78-47-125), Henderson (78-20-98), Washington (65-21-86), Grant (63-21-84), Stroud (63-17-80), D. Smith (43-35-78), Mathis (54-17-71), Favors (27-12-39), Cooper (23-12-35), Meier (21-12-33), McCray (21-6-27), Bolden (22-3-25), Hendricks (13-10-23), Gildon (16-3-19), Thomas (14-2-16), Ransom (9-7-16), Barnes (5-5-10), Patterson (2-6-8), Spicer (5-2-7), Blade (4-1-5), Green (2-0-0), Maddox (1-0-1)

USUAL STARTING LINEUP

OFFENSE

- WR Jimmy Smith (16)
- LT Ephraim Salaam (12)
- Mike Pearson (4)
- LG Vince Manuwai (16)
- C Brad Meester (16)
- RG Chris Naeole (16)
- RT Maurice Williams (16)
- TE Kyle Brady (8)
- Todd Yoder (8)
- George Wrightster (3)
- WR Reggie Williams (15)
- QB Byron Leftwich (14)
- RB Fred Taylor (14)
- FB Marc Edwards (5)
- Greg Jones (3)

DEFENSE

- LE Rob Meier (8)
- Bobby McCray (7)
- Paul Spicer (2)
- DT Marcus Stroud (16)
- DT John Henderson (16)
- RE Greg Favors (11)
- Lionel Barnes (3)
- OLB Akin Ayodele (16)
- MLB Mike Peterson (16)
- OLB Daryl Smith (13)
- LCB Rashean Mathis (16)
- RCB Dewayne Washington (16)
- SS Donovin Darius (16)
- FS Deon Grant (16)



2005 STATISTICS (12-4)

Head Coach: Jack Del Rio

Postseason: 0-1

Standings: Second in AFC South

DATE	OPPONENT	SCORE	W/L	ATT
Sept. 11	SEATTLE	26-14	W	65,204
Sept. 18	at Indianapolis	3-10	L	56,460
Sept. 25	at N.Y. Jets (OT)	26-20	W	77,422
Oct. 2	DENVER	7-20	L	66,045
Oct. 9	CINCINNATI	23-20	W	66,137
Oct. 16	at Pittsburgh (OT)	23-17	W	63,891
Oct. 23	Open date			
Oct. 30	at St. Louis	21-24	L	65,251
Nov. 6	HOUSTON	21-14	W	64,613
Nov. 13	BALTIMORE	30-3	W	66,107
Nov. 20	at Tennessee	31-28	W	69,149
Nov. 27	at Arizona	24-17	W	37,198
Dec. 4	at Cleveland	20-14	W	70,941
Dec. 11	INDIANAPOLIS	18-26	L	67,164
Dec. 18	SAN FRANCISCO	10-9	W	64,764
Dec. 24	at Houston	38-20	W	70,025
Jan. 1	TENNESSEE	40-13	W	65,485
Jan. 7	at New England	3-28	L	68,756

	JAX	OPP
TOTAL FIRST DOWNS	301	273
Rushing	97	79
Passing	170	158
Penalty	34	36
Third Down: Made /Att.	93/225	67/205
Third Down Pct.	41.3	32.7
Fourth Down: Made/Att.	4/10	4/14
Fourth Down Pct.	40.0	28.6
POSSESSION AVG.	31:33	28:27
TOTAL NET YARDS	5,149	4,655
Average per Game	321.8	290.9
Total Plays	1,021	963
Average Per Play	5.0	4.8
NET YARDS RUSHING	1,959	1,709
Average per Game	122.4	106.8
Total Rushes	502	44
NET YARDS PASSING	3,190	2,946
Average per Game	199.4	184.1
Sacked/Yards Lost	32/162	47/277
Gross Yards	3,352	3,223
Attempts/Completions	487/283	482/285
Completion Pct.	58.1	59.1
Had Intercepted	6	19
PUNTS/AVERAGE	83/42.4	88/42.8
NET PUNTING AVERAGE	83/36.9	88/36.7
PENALTIES/YARDS	121/1006	130/1055
FUMBLES/BALLS LOST	27/11	21/9
TOUCHDOWNS	42	30
Rushing	18	4
Passing	21	22
Returns	3	4

BY PERIODS	1	2	3	4	OT	PTS
Jaguars	67	70	113	99	12	361
Opponents	30	117	36	86	0	269

SCORING	TD	RU	PA	RT	PAT	FG	S	TP
Scobee	0	0	0	0	38/39	23/30	0	107
Wilford	7	0	0	0	0	0	0	42
Smith	6	0	6	0	0	0	0	36
M. Jones	5	0	5	0	0	0	0	30
G. Jones	4	4	0	0	0	0	0	24
Toefield	4	4	0	0	0	0	0	24
Garrard	3	3	0	0	0	0	0	20
Taylor	3	3	0	0	0	0	0	18
Leftwich	2	2	0	0	0	0	0	12
Wimbush	2	1	0	0	1	0	0	12
Wrightster	2	0	2	0	0	0	0	12
Brady	1	0	1	0	0	0	0	6
Mathis	1	0	0	1	0	0	0	6
Pearman	1	1	0	0	0	0	0	6
Peterson	1	0	0	1	0	0	0	6
Jaguars	42	18	21	3	38/39	23/30	0	381
Opp.	30	4	22	4	29/30	20/27	0	269

PASSING	ATT	CMP	PCT	YARDS	YDS/ATT	TD	INT	LG	SK/YDS	RATING
Leftwich	302	175	57.9	2,123	7.03	15	5	45t	23/110	89.3
Garrard	168	98	58.3	1,117	6.65	4	1	37	8/45	83.9
Gray	14	8	57.1	100	7.14	2	0	26	1/7	119.0
M. Jones	3	2	66.7	12	4.00	0	0	6	0/0	74.3
Jaguars	487	283	58.1	3,352	6.88	21	6	45t	32/162	88.4
Opponents	482	285	59.1	3,223	6.69	22	19	83t	47/277	78.0

RUSHING	NO	YDS	AVG	LG	TD
Taylor	194	787	4.1	71t	3
G. Jones	151	575	3.8	27	4
Garrard	31	172	5.5	28	3
Pearman	39	149	3.8	45	1
Toefield	36	142	3.9	32t	4
Leftwich	31	67	2.2	9	2
M. Jones	12	51	4.3	25	0
Wimbush	3	12	4.0	7	1
Williams	2	3	1.5	10	0
Gray	3	1	0.3	3	0
Jaguars	502	1,959	3.9	71t	18
Opponents	434	1,709	3.9	51	4

RECEIVING	NO	YDS	AVG	LG	TD
Smith	70	1,023	14.6	45t	6
Wilford	41	681	16.6	39	7
M. Jones	36	432	12.0	42	5
Williams	35	445	12.7	41	0
Pearman	32	240	7.5	19	0
Brady	18	157	8.7	33	1
Wrightster	13	120	9.2	27	2
Taylor	13	83	6.4	13	0
G. Jones	10	65	6.5	10	0
Wimbush	5	26	5.2	6	0
B. Jones	3	49	16.3	41	0
Toefield	3	17	5.7	11	0
Hankton	3	15	5.0	8	0
Manuwai	1	-1	-1.0	-1	0
Jaguars	283	3,352	11.8	45t	21
Opponents	285	3,223	11.3	83t	22

INTERCEPTIONS	NO	YDS	AVG	LG	TD
Mathis	5	79	15.8	41t	1
Cousin	4	18	4.5	14	0
Peterson	3	54	18.0	26t	1
Grant	3	29	9.7	29	0
Wright	2	4	2.0	4	0
Cooper	1	0	0.0	0	0
Smith	1	0	0.0	0	0
Jaguars	19	184	9.7	41t	2
Opponents	6	90	15.0	37	0

PUNTING	NO	YDS	AVG	NET	TB	IN	LG	B
Hanson	82	3,517	42.9	36.9	11	33	74	1
Jaguars	82	3,517	42.9	36.9	11	33	74	1
Opponents	88	3,763	42.8	36.7	6	22	75	1

PUNT RET.	NO	FC	YDS	AVG	LG	TD
Pearman	49	15	410	8.4	24	0
Owens	3	0	6	2.0	6	0
Mathis	1	0	-1	-1.0	-1	0
Jaguars	53	15	415	7.8	24	0
Opponents	29	15	236	8.1	72t	1

KICKOFF RET.	NO	YDS	AVG	LG	TD
Wimbush	39	955	24.5	91t	1
Pearman	8	187	23.4	34	0
Alexis	1	31	31.0	31	0
Brady	1	24	24.0	24	0
G. Jones	1	0	0.0	0	0
Jaguars	50	1,197	23.9	91t	1
Opponents	56	1,327	23.7	85	0

2-point Conversions: Garrard, Jaguars 1-1, Opponents 0-0

FGS	1-19	20-29	30-39	40-49	50+
Scobee	0/0	9/9	7/8	5/10	2/3
Jaguars	0/0	9/9	7/8	5/10	2/3
Opponents	0/0	2/2	8/10	9/14	1/1

Scobee: (23G, 41G, 43N, 29G, 41G) (42N, 28G) (32G, 40G) () (32G, 51G, 53G) (23G) (49N, 44N) () (48G, 33G, 26G) (31G) (30G, 38N) (24G, 29G) (27G) (52N, 32G) (40N, 26G) (46G, 38G)
Opponents: () (41G) (35G, 25G) (41N, 46B, 33G, 42G) (31G, 48G) (29G, 46N) (41G) () (41G) () (43N, 42G) (34N) (40G, 34G, 38G, 46G) (35G, 47G, 33G) (37G, 53G, 38N, 48N) ()

SACKS

Hayward 8.5, Spicer 7.5, Peterson 6.0, Meier 6.0, McCray 5.5, D. Smith 4.0, Henderson 3.0, Ayodele 2.5, Grant 1.5, Stroud 1.0, Maddox 1.0, Cousin 0.5, Jaguars 47, Opponents 32.

TACKLES (Solo, Assists, Total)

Peterson (104-86-190), D. Smith (68-49-117), Ayodele (62-38-100), Grant (69-21-90), Henderson (62-21-83), Cooper (52-28-80), Wright (50-28-78), Mathis (46-24-70), Stroud (42-24-66), Spicer (43-13-56), Cousin (31-25-56), Hayward (39-10-49), Meier (35-12-47), Sensabaugh (21-10-31), McCray (20-3-23), Wiley (7-4-11), Darius (6-2-8), Thomas (5-2-7), Gilbert (4-3-7), Favors (1-4-5), Richardson (3-1-4), Maddox (3-1-4), Starks (3-1-4), Winborn (2-0-2), Roberson (1-1-2), Davis (1-0-1), Sorensen (1-0-1), Chase (0-1-1)

USUAL STARTING LINEUP

OFFENSE

WR	Jimmy Smith (16)
LT	Khalif Barnes (12)
	Mike Pearson (2)
	Ephraim Salaam (2)
LG	Vince Manuwai (16)
C	Brad Meester (12)
	Dennis Norman (4)
RG	Chris Naeole (15)
RT	Maurice Williams (16)
TE	Kyle Brady (14)
	George Wrightster (6)
WR	Reggie Williams (7)
	Ernest Wilford (8)
QB	Byron Leftwich (11)
	David Garrard (5)
RB	Fred Taylor (11)
	LaBrandon Toefield (2)
FB	Breg Jones (13)

DEFENSE

LE	Reggie Hayward (15)
DT	Marcus Stroud (16)
DT	John Henderson (15)
RE	Paul Spicer (14)
OLB	Akin Ayodele (11)
MLB	Mike Peterson (16)
OLB	Daryl Smith (16)
DB	Terry Cousin (5)
LCB	Rashean Mathis (16)
RCB	Kenny Wright (16)
SS	Donovin Darius (2)
	Deke Cooper (12)
	Gerald Sensabaugh (2)
FS	Deon Grant (16)



2006 STATISTICS (8-8)

Head Coach: Jack Del Rio

Standings: Third in AFC South

Table with columns: DATE, OPPONENT, SCORE, W/L, TIX DIS., RUSHING, NO, YDS, AVG, LG, TD. Lists game results and rushing stats for the 2006 season.

Summary statistics table with columns: JAX, OPP. Includes categories like TOTAL FIRST DOWNS, NET YARDS RUSHING, NET YARDS PASSING, etc.

BY PERIODS table with columns: 1, 2, 3, 4, OT, PTS. Shows performance by quarter.

SCORING table with columns: TD, RU, PA, RT, PAT, FG, S, TP. Shows touchdowns, rushing, passing, etc.

PASSING table with columns: ATT, CMP, PCT, YARDS, YDS/ATT, TD, INT, LG, SK/YDS, RATING. Lists passing stats for players.

FGS table with columns: 1-19, 20-29, 30-39, 40-49, 50+. Shows field goal statistics.

SCOBEE: (35G, 49N) (31G, 32G, 42G) (24N, 49N) (46G, 43G, 41G) (43G, 40G) () (40G, 27G) (47G, 21G, 39G) (44G) (39G, 24G, 23G, 48G) (42N, 27G) (48G) (48N, 48G, 34G, 46G) (43G) (53N) (33G)

OPPONENTS: (32G, 36N) () () (44G, 37G, 37G) () (38N, 43G, 21G) (25G, 28G) () (25G, 32N, 52N, 28G) (40G) (21G, 42G) (42N, 42G) (41G) (44N, 27G) (48G, 49N) ()

SACKS: McCray 10, Meier 5, Henderson 3.5, Spicer 3, Smith 3, Stroud 2.5, Hawkins 2, Pettway 2, Ingram 1.5, McDaniel 1, Gilbert 1, Stanley 0.5, Jaguars 35, Opponents 30.

USUAL STARTING LINEUP

- OFFENSE: WR Ernest Wilford (12), Matt Jones (4), LT Khalif Barnes (15), LG Vince Manuwai (16), C Brad Meester (16), RG Chris Naeole (16), RT Maurice Williams (16), TE Kyle Brady (14), George Wrihster (10), Marcedes Lewis (3), WR Reggie Williams (14), QB Byron Leftwich (6), David Garrard (10), RB Fred Taylor (15), FB Derrick Wimbush (6)

- DEFENSE: DE Reggie Hayward (1), Bobby McCray (12), Marcus Stroud (11), Rob Meier (8), DT John Henderson (16), DE Paul Spicer (16), OLB Nick Greisen (10), Clint Ingram (11), MLB Mike Peterson (5), OLB Daryl Smith (16), DB Terry Cousin (4), LCB Rashean Mathis (16), RCB Brian Williams (15), SS Donovan Darius (10), Gerald Sensabaugh (7), FS Deon Grant (16)

2-point conversions: Jaguars 0-1, Opponents 0-0



2008 STATISTICS (5-11)

Head Coach: Jack Del Rio

Standings: Fourth in AFC South

Table with columns: DATE, OPPONENT, SCORE, W/L, TIX. DIS., RUSHING (NO, YDS, AVG, LG, TD), FGS (1-19, 20-29, 30-39, 40-49, 50+), Scobee, Jaguars, Opponents.

Summary statistics table with columns: JAX, OPP, TOTAL FIRST DOWNS, NET YARDS RUSHING, NET YARDS PASSING, NET PUNTING AVE., PENALTIES/YARDS, TOUCHDOWNS, RETURNS.

BY PERIODS table with columns: 1, 2, 3, 4, OT, PTS for Jaguars and Opponents.

SCORING table with columns: TD, RU, PA, RT, PAT, FG, S, TP for individual players and totals.

PASSING table with columns: ATT, CMP, PCT, YARDS, YDS/ATT, TD, INT, LG, SK/YDS, RATING for individual players and totals.

RECEIVING table with columns: NO, YDS, AVG, LG, TD for individual players and totals.

INTERCEPTIONS table with columns: NO, YDS, AVG, LG, TD for individual players and totals.

PUNTING table with columns: NO, YDS, AVG, NET, TB, IN, LG, B for individual players and totals.

PUNT RET. table with columns: NO, FC, YDS, AVG, LG, TD for individual players and totals.

KICKOFF RET. table with columns: NO, YDS, AVG, LG, TD for individual players and totals.

2-point conversions: Jaguars 0-2, Opponents 0-1

FGS table with columns: 1-19, 20-29, 30-39, 40-49, 50+ for Scobee, Jaguars, Opponents.

Scobee: (37N, 27G) (28G, 50G, 39G) (26G, 21G, 51G) (46G, 40G, 37G) () (48G) (38B, 53G) (52G, 26G) (34G) () (21G, 46N, 38N) (43N, 29G) (42G) (51N) (44G) ()

SACKS: Hayward 4.5, Harvey 3.5, Spicer 3.5, Groves 2.5, Smith 2.5, Henderson 2.0, Ingram 2.0, Landri 2.0, Meier 2.0, Kennedy 1.0, Mathis 1.0, Mincey 1.0, Peterson 1.0, McDaniel 0.5, Jaguars 29, Opponents 42.

TACKLES (Solo, Assists, Total): Peterson (88-51-139), Smith (89-41-130), Durant (81-32-113), B. Williams (78-11-90), Sensabaugh (70-12-82), Ingram (38-34-72), Nelson (45-19-64), Henderson (37-16-53), Spicer (34-16-50), Meier (31-14-45), Harvey (23-12-35), Mathis (33-0-33), Hayward (24-7-31), Florence (24-2-26), Landri (12-11-23), McDaniel (15-7-22), Prioleau (15-3-18), Groves (12-5-17), T. Williams (15-0-15), Kennedy (4-4-8), Witherspoon (7-0-7), Mincey (3-3-6), Iwuh (0-2-2)

USUAL STARTING LINEUP

OFFENSE

- WR Reggie Williams (11), Jerry Porter (6)
LT Khalif Barnes (16)
LG Vince Manuwai (1), Uche Nwaneri (15)
C Brad Meester (10), Dennis Norman (6)
RG Maurice Williams (1), Milford Brown (4), Tutan Reyes (3), Dennis Norman (8)
RT Tony Pashos (16)
TE Mercedes Lewis (15), TE Richard Angulo (7), Greg Estandia (2)
WR Matt Jones (10), Troy Williamson (2)
QB David Garrard (16)
RB Fred Taylor (13), Maurice Jones-Drew (3)
FB Greg Jones (7)

DEFENSE

- DE Paul Spicer (10), Derrick Harvey (9)
DT John Henderson (14), Tony McDaniel (3)
DT Rob Meier (15)
DE Reggie Hayward (13)
OLB Daryl Smith (8), Clint Ingram (8)
MLB Mike Peterson (10), Daryl Smith (6)
OLB Clint Ingram (4), Justin Durant (12)
CB Rashean Mathis (12), William James (1)
CB Drayton Florence (8), Brian Williams (11), Brian Williams (5)
SS Gerald Sensabaugh (10)
FS Reggie Nelson (13), Gerald Sensabaugh (3)



2009 STATISTICS (7-9)

Head Coach: Jack Del Rio

Standings: Fourth in AFC South

DATE	OPPONENT	SCORE	W/L	TIX. DIS.
Sept. 13	at Indianapolis	12-14	L	65,757
Sept. 20	ARIZONA	17-31	L	46,520
Sept. 27	at Houston	31-24	W	70,083
Oct. 4	TENNESSEE	37-17	W	49,014
Oct. 11	at Seattle	0-41	L	67,228
Oct. 18	ST. LOUIS	23-20 (OT)	W	42,088
Oct. 25	Open date			
Nov. 1	at Tennessee	13-30	L	69,143
Nov. 8	KANSAS CITY	24-21	W	45,546
Nov. 15	at N.Y. Jets	24-22	W	76,313
Nov. 22	BUFFALO	18-15	W	47,757
Nov. 29	at San Francisco	3-20	L	69,732
Dec. 6	HOUSTON	23-18	W	42,079
Dec. 13	MIAMI	10-14	L	60,457
Dec. 17	INDIANAPOLIS	31-35	L	63,753
Dec. 27	at New England	7-35	L	68,756
Jan. 3	at Cleveland	17-23	L	66,935

•TV Blackout

	JAX	OPP
TOTAL FIRST DOWNS	300	307
Rushing	114	100
Passing	170	191
Penalty	16	16
3rd Down: Made/Att	102/226	94/209
3rd Down Pct.	45.1%	45.0%
4th Down: Made/Att	12/21	12/17
4th Down Pct.	57.1%	70.6%
POSSESSION AVG.	30:08	29:52
TOTAL NET YARDS	5,385	5,637
Avg. Per Game	336.6	352.3
Total Plays	1010	982
Avg. Per Play	5.3	5.7
Net Yards Rushing	2,029	1,863
Avg. Per Game	126.8	116.4
Total Rushes	447	458
NET YARDS PASSING	3,356	3,774
Avg. Per Game	209.8	235.9
Sacked/Yards Lost	44/243	14/79
Gross Yards	3,599	3,853
Attempts/Completions	519/315	510/345
Completion Pct.	60.7%	67.6%
Had Intercepted	10	15
PUNTS/AVERAGE	72/41.9	62/44.9
NET PUNTING AVG.	72/38.3	62/39.5
PENALTIES/YARDS	70/542	64/498
FUMBLES/BALL LOST	26/13	22/10
TOUCHDOWNS	34	44
Rushing	19	12
Passing	15	28
Returns	0	4

BY PERIODS	1	2	3	4	OT	PTS
Jaguars	48	113	46	80	3	290
Opponents	69	157	75	79	0	380

SCORING	TD	RU	PA	RT	PAT	FG	S	TP
Jones-Drew	16	15	1	0	0/0	0/0	0	96
Scobee	0	0	0	0	30/31	18/28	0	84
Sims-Walker	7	0	7	0	0/0	0/0	0	42
Garrard	3	3	0	0	0/0	0/0	0	20
Lewis	2	0	2	0	0/0	0/0	0	12
Miller	2	0	2	0	0/0	0/0	0	12
Hughes	1	0	1	0	0/0	0/0	0	6
Jennings	1	1	0	0	0/0	0/0	0	6
Thomas	1	0	1	0	0/0	0/0	0	6
Wilford	1	0	1	0	0/0	0/0	0	6
Jaguars	34	19	15	0	30/31	18/28	0	290
Opponents	44	12	28	4	38/38	24/28	1	380

RUSHING	NO	YDS	AVG	LG	TD
Jones-Drew	312	1,391	4.5	80t	15
Garrard	77	323	4.2	30	3
Jennings	39	202	5.2	28t	1
M. Thomas	12	86	7.2	22	0
G. Jones	4	23	5.8	11	0
Miller	1	3	3.0	3	0
Owens	2	1	0.5	3	0
Jaguars	447	2,029	4.5	80t	19
Opponents	458	1,863	4.1	89t	12

RECEIVING	NO	YDS	AVG	LG	TD
Sims-Walker	63	869	13.8	61t	7
Jones-Drew	53	374	7.1	19	1
Holt	51	722	14.2	63	0
M. Thomas	48	453	9.4	28	1
Lewis	32	518	16.2	47	2
Miller	21	212	10.1	62	2
Jennings	16	101	6.3	14	0
Wilford	11	123	11.2	30	1
Dillard	6	106	17.7	33	0
Hughes	5	70	14.0	35t	1
G. Jones	5	14	2.8	9	0
Williamson	3	34	11.3	13	0
Potter	1	3	3.0	3	0
Jaguars	315	3,599	11.4	63	15
Opponents	345	3,853	11.2	98t	28

INTERCEPTIONS	NO	YDS	AVG	LG	TD
D. Cox	4	6	1.5	6	0
Mathis	3	46	15.3	29	0
A. Smith	2	34	17.0	30	0
G. Alexander	2	23	11.5	22	0
Groves	1	37	37.0	37	0
Durant	1	27	27.0	27	0
Considine	1	25	25.0	25	0
D. Smith	1	10	10.0	10	0
Jaguars	15	208	13.9	37	0
Opponents	10	234	23.4	56	1

PUNTING	NO	YDS	AVG	NET	TB	IN	LG	B
A. Podlesh	72	3,017	41.9	38.3	5	23	64	0
Jaguars	72	3,017	41.9	38.3	5	23	64	0
Opponents	62	2,784	44.9	39.5	5	21	70	0

PUNT RET.	NO	FC	YDS	AVG	LG	TD
M. Thomas	14	4	118	8.4	44	0
Witherspoon	7	3	78	11.1	42	0
Jones-Drew	2	0	19	9.5	12	0
Hughes	2	0	18	9.0	11	0
Middleton	1	0	0	0.0	0	0
Starks	1	0	0	0.0	0	0
Jaguars	27	7	233	8.6	44	0
Opponents	38	15	159	4.2	13	0

KICKOFF RET.	NO	YDS	AVG	LG	TD
M. Thomas	26	644	24.8	43	0
Witherspoon	24	568	23.7	42	0
Jones-Drew	4	102	25.5	30	0
Jennings	3	56	18.7	24	0
Owens	3	49	16.3	29	0
Underwood	2	38	19.0	24	0
Miller	2	19	9.5	16	0
Ellison	1	16	16.0	16	0
Wilford	1	0	0.0	0	0
Jaguars	66	1,492	22.6	43	0
Opponents	47	1,069	22.7	93t	1

2-Pt. Conversions: Garrard, Jaguars 1-3, Opponents 2-6

FGS	1-19	20-29	30-39	40-49	50+
J.Scobee	0/0	7/8	4/4	3/7	4/9
Jaguars	0/0	7/8	4/4	3/7	4/9
Opponents	0/0	12/12	4/5	7/8	1/3

Scobee: (24G, 46G, 63N) (30G, 46B) (52G) (22G, 50G, 55N, 33G) () (58N, 36G) () (53N, 27G) (49N, 21G) (29G) (40N, 32G, 21N) (51G, 46G, 24G) (25G) (50G, 57N) () (47G, 43N)
Opponents: (52N) (45G, 48N) (27G) (29G) (47G, 27G) (52G, 27G) (48G, 25G, 45G) (45G, 21G, 56N) (32G, 37G, 40G) (26G, 28G, 22G) (46G, 27G) (32G) (38N) () () (27G, 21G, 33G)

SACKS
Henderson 3.0, Harvey 2.0, Knighton 1.5, D. Smith 1.5, Ingram 1.0, Stanley 1.0, Hayward 1.0, Durant 1.0, Ellison 1.0, Landri 1.0; Jaguars: 14.0, Opponents: 44.0

TACKLES (Solo, Assists, Total)
D. Smith (101-49-150), Durant (90-45-135), Ingram (47-30-77), Nelson (60-17-77), Cox (56-20-76), Harvey (37-32-69), Henderson (27-33-60), Alexander (39-19-58), Allen (35-23-58), Knighton (29-24-53), Mathis (28-12-40), Iwuh (26-12-38), Considine (24-12-36), Brackenridge (23-11-34), Groves (22-12-34), Ellison (16-12-28), A. Smith (21-7-28), Stanley (17-7-24), Landri (8-7-15), Russell (6-8-14), Ju. Williams (6-4-10), B. Smith (4-5-9), Starks (4-3-7), Middleton (7-0-7), Navarre (3-2-5), Hayward (2-1-3), Harrington (1-0-1), Peterson (0-1-1)

USUAL STARTING LINEUP

- OFFENSE**
WR Mike Sims-Walker (14)
Mike Thomas (4)
LT Eugene Monroe (13)
Tra Thomas (3)
LG Vince Manuwai (16)
C Brad Meester (16)
RG Uche Nwaneri (13)
Maurice Williams (3)
RT Eben Britton (15)
Maurice Williams (1)
TE Marcedes Lewis (15)
Ernest Wilford (7)
WR Torry Holt (12)
QB David Garrard (16)
RB Maurice Jones-Drew (16)
FB Greg Jones (7)

- DEFENSE**
DE Derrick Harvey (16)
DT John Henderson (15)
Atiyah Ellison (2)
DT Terrance Knighton (16)
DE Quentin Groves (7)
Atiyah Ellison (4)
OLB Daryl Smith (16)
MLB Justin Durant (13)
OLB Clint Ingram (12)
CB Rashean Mathis (10)
Tryon Brackenridge (5)
CB Derek Cox (16)
SS Sean Considine (6)
Gerald Alexander (10)
FS Reggie Nelson (14)
Anthony Smith (2)

PASSING	ATT	CMP	PCT	YARDS	YDS/ATT	TD	INT	LG	SK/YDS	RATING
Garrard	516	314	60.9	3,597	7.0	15	10	63	42/236	83.5
McCown	3	1	33.3	2	0.7	0	0	2	2/7	42.4
Jaguars	519	315	60.7	3,599	6.9	15	10	63	44/243	83.2
Opponents	510	345	67.6	3,853	7.6	28	15	98t	14/79	96.0



2010 STATISTICS (8-8)

Head Coach: Jack Del Rio

Standings: Second in AFC South

Table with columns: DATE, OPPONENT, SCORE, W/L, TIX. DIS., RUSHING, NO, YDS, AVG, LG, TD. Rows include games from Sept. 12 to Jan. 2.

Summary statistics table with columns: JAX, OPP. Rows include: TOTAL FIRST DOWNS, NET YARDS, NET YARDS PASSING, NET PUNTING AVG, PENALTIES/YARDS, TOUCHDOWNS.

Table with columns: BY PERIODS, 1, 2, 3, 4, OT, PTS. Rows for Jaguars, Opponents.

Table with columns: SCORING, TD, RU, PA, RT, PAT, FG, S, TP. Rows for Scobee, Lewis, Jones-Drew, Sims-Walker, Garrard, Thomas, Jennings, J. Hill, Miller, Osgood, Jaguars, Opponents.

Table with columns: RECEIVING, NO, YDS, AVG, LG, TD. Rows for Jones-Drew, Jennings, Miller, Lewis, Sims-Walker, Jones-Drew, Jennings, Miller, G. Jones, McCown, Jaguars, Opponents.

Table with columns: INTERCEPTIONS, NO, YDS, AVG, LG, TD. Rows for D. Cox, A. Smith, Mathis, Greene, D. Smith, Carey, Middleton, D. Jones, Considine, Knighton, Jaguars, Opponents.

Table with columns: PUNTING, NO, YDS, AVG, NET, TB, IN, LG, B. Rows for Podlesh, Jaguars, Opponents.

Table with columns: PUNT RET., NO, FC, YDS, AVG, LG, TD. Rows for M. Thomas, Brackenridge, Osgood, Mathis, Jaguars, Opponents.

Table with columns: KICKOFF RET., NO, YDS, AVG, LG, TD. Rows for Karim, Underwood, Bolen, J. Hill, Miller, Owens, Potter, Wilford, Jaguars, Opponents.

2-Pt. Conversions: Jaguars 0-0, Opponents 1-2

Table with columns: FGS, 1-19, 20-29, 30-39, 40-49, 50+. Rows for J.Scobee, Jaguars, Opponents.

Scobee: (45G) (44G, 48G) (51G) (59G) (49G, 49G, 34G, 40G, 46G) (33G) (35G, 18G) () (38G, 39N, 43N) (47G) (22G, 42G) (26G, 49B, 48N) (19G) (22G) (44N, 34G) (39G, 46N)

SACKS: Mincey 5.0, Kampman 4.0, Knighton 4.0, Alualu 3.5, D. Smith 3.5, Harvey 2.5, Hart 1.5, Considine 1.0, Middleton 1.0; Jaguars: 26.0, Opponents: 38.0

TACKLES (Solo, Assists, Total): D.Smith (109-47-156), Morrison (87-54-141), Durant (71-28-99), Knighton (52-32-84), Alualu (50-27-77), Greene (44-33-77), Mincey (41-28-69), Mathis (36-23-59), Kampman (34-21-55), Allen (38-16-54), Considine (33-19-52), D. Cox (36-16-52), Carey (29-22-51), Middleton (26-16-42), Harvey (16-18-34), Lane (20-13-33), D. Jones (22-5-27), Douzable (13-14-27), A. Smith (13-3-16), G. Alexander (6-9-15), Hart (9-4-13), Mosley (2-4-6), Brackenridge (4-0-4), Cohen (3-0-3), Morgan (2-1-3), Hamlin (2-1-3), Bowen (1-0-1)

USUAL STARTING LINEUP

- OFFENSE: WR Mike Sims-Walker (13), Kassim Osgood (3), Eugene Monroe (15), LT Vince Manuwai (11), Justin Smiley (5), Brad Meester (16), RG Uche Nwaneri (16), RT Jordan Black (9), Eben Britton (7), TE Mercedes Lewis (16), Zach Miller (5), WR Mike Thomas (11), QB David Garrard (14), RB Maurice Jones-Drew (14), Rashad Jennings (3), FB Greg Jones (13)

- DEFENSE: DE Aaron Kampman (8), Jeremy Mincey (8), DT Terrance Knighton (16), Tyson Alualu (16), DE Austen Lane (9), Derrick Harvey (7), OLB Daryl Smith (16), MLB Kirk Morrison (16), OLB Justin Durant (9), Russell Allen (4), CB Rashean Mathis (16), Derek Cox (11), David Jones (5), SS Courtney Greene (11), Anthony Smith (3), FS Don Carey (10), Gerald Alexander (3), Sean Considine (3)

Table with columns: PASSING, ATT, CMP, PCT, YARDS, YDS/ATT, TD, INT, LG, SK/YDS, RATING. Rows for Garrard, Edwards, Bouman, McCown, Jones-Drew, Jaguars, Opponents.



2011 STATISTICS (5-11)

Head Coach: Jack Del Rio (first 11 games), Mel Tucker (last 5 games)

Standings: Third in AFC South

DATE	OPPONENT	SCORE	W/L	TIX. DIS.	RUSHING	NO	YDS	AVG	LG	TD
Sept. 11	TENNESSEE	16-14	W	61,619	Jones-Drew	343	1,606	4.7	56	8
Sept. 19	at N.Y. Jets	3-32	L	78,834	Karim	63	130	2.1	14	0
Sept. 26	at Carolina	10-16	L	71,704	Gabbert	48	98	2.0	12	0
Oct. 2	NEW ORLEANS	10-23	L	62,471	D. Harris	9	42	4.7	24	0
Oct. 9	CINCINNATI	20-30	L	61,799	Owens	10	39	3.9	9	0
Oct. 16	at Pittsburgh	13-17	L	62,934	McCown	7	23	3.3	9	0
Oct. 24	BALTIMORE	12-7	W	62,976	Bolen	2	14	7.0	10	0
Oct. 30	at Houston	14-24	L	71,412	Thomas	3	11	3.7	12	0
Nov. 13	at Indianapolis	17-3	W	64,619	G. Jones	2	7	3.5	6	1
Nov. 20	at Cleveland	10-14	L	63,498	N. Harris	1	0	0.0	0	0
Nov. 27	HOUSTON	13-20	L	62,004	Turk	1	0	0.0	0	0
Dec. 5	SAN DIEGO	14-38	L	62,743	Jaguars	489	1,970	4.0	56	9
Dec. 11	TAMPA BAY	41-14	W	62,562	Opponents	435	1,667	3.8	68	14
Dec. 15	at Atlanta	14-41	L	68,856	RECEIVING	NO	YDS	AVG	LG	TD
Dec. 24	at Tennessee	17-23	L	69,143	Thomas	44	415	9.4	47	1
Jan. 1	INDIANAPOLIS	19-13	W	62,481	Jones-Drew	43	374	8.7	48	3
					Lewis	39	460	11.8	62	0
					Dillard	29	292	10.1	25	1
					Hill	25	367	14.7	74t	3
					Karim	14	120	8.6	20	0
					West	13	163	12.5	23t	2
					Potter	5	50	10.0	22	0
					Osgood	5	42	8.4	19	0
					Cloherly	4	57	14.3	21	0
					Miller	4	42	10.5	14t	1
					G. Jones	4	19	4.8	10	1
					Price	2	39	19.5	21	0
					Shorts	2	30	15.0	25	1
					Bolen	2	6	3.0	4	0
					Owens	2	2	1.0	6	0
					Whimper	1	17	17.0	17	0
					Sims-Walker	1	11	11.0	11	0
					D. Harris	1	4	4.0	4	0
					Jaguars	240	2,510	10.5	74t	12
					Opponents	326	3,554	10.9	80t	21

	JAX	OPP
TOTAL FIRST DOWNS	251	268
Rushing	103	73
Passing	122	175
Penalty	26	20
3rd Down: Made/Att	81/241	79/218
3rd Down Pct.	33.6%	36.2%
4th Down: Made/Att	6/17	4/9
4th Down Pct.	35.3%	44.4%
POSSESSION AVG.	30:02	29:58
TOTAL NET YARDS	4,149	5,008
Avg. Per Game	259.3	313.0
Total Plays	1,002	979
Avg. Per Play	4.1	5.1
NET YARDS RUSHING	1,970	1,667
Avg. Per Game	123.1	104.2
Total Rushes	489	435
NET YARDS PASSING	2,179	3,341
Avg. Per Game	136.2	208.8
Sacked/Yards Lost	44/331	31/213
Gross Yards	2,510	3,554
Attempts/Completions	469/240	513/326
Completion Pct.	51.2%	63.5%
Had Intercepted	15	17
PUNTS/AVERAGE	99/41.9	89/43.3
NET PUNTING AVG.	99/36.5	89/39.4
PENALTIES/YARDS	77/680	105/895
FUMBLES/BALL LOST	27/8	21/11
TOUCHDOWNS	25	37
Rushing	9	14
Passing	12	21
Returns	4	2

BY PERIODS	1	2	3	4	OT	PTS
Jaguars	44	100	33	66	0	243
Opponents	83	103	64	79	0	329

SCORING	TD	RU	PA	RT	PAT	FG	S	TP
Scobee	0	0	0	0	24/24	23/25	0	93
Jones-Drew	11	8	3	0	0/0	0/0	0	66
Hill	3	0	3	0	0/0	0/0	0	18
West	2	0	2	0	0/0	0/0	0	12
Cloherly	1	0	0	1	0/0	0/0	0	6
Collins	1	0	0	1	0/0	0/0	0	6
Dillard	1	0	1	0	0/0	0/0	0	6
Jones	1	1	0	0	0/0	0/0	0	6
Miller	1	0	1	0	0/0	0/0	0	6
Potter	1	0	0	1	0/0	0/0	0	6
Shorts	1	0	1	0	0/0	0/0	0	6
Thomas	1	0	1	0	0/0	0/0	0	6
Youboty	1	0	0	1	0/0	0/0	0	6
Jaguars	25	9	12	4	24/24	23/25	0	243
Opponents	37	14	21	2	35/36	22/29	2	329

2-Pt. Conversions: Jaguars 0-1, Opponents 1-1

PASSING	ATT	CMP	YARDS	PCT	YDS/ATT	TD	INT	LG	SK/YDS	RATING
Gabbert	413	210	2,214	50.8	5.4	12	11	74t	40/293	65.4
L. McCown	56	30	296	53.6	5.3	0	4	26	4/38	39.0
Jaguars	469	240	2,510	51.2	5.4	12	15	74t	44/331	62.2
Opponents	513	326	3,554	63.5	6.9	21	17	80t	31/213	83.7

FGS	1-19	20-29	30-39	40-49	50+
J. Scobee	1/1	5/5	5/5	7/8	5/6
Jaguars	1/1	5/5	5/5	7/8	5/6
Opponents	0/0	5/5	10/11	4/6	3/7

Scobee: (48G, 21G, 45G) (55G) (53G) (31G) (19G, 20G) (46G, 45G) (54G, 54G, 22G, 51G) (1) (44G, 45N) (42G) (21G, 55N, 35G) (1) (1) (39G) (25G, 32G, 47G, 39G)

Opponents: (67N) (38G, 45G, 23G) (35G, 32G) (53N, 38G, 39G, 21G, 50N) (47G) (21G, 46N) (52N) (46N, 39G) (42G) (38N) (53G, 33G) (29G) (1) (33G, 31G) (51G, 51G, 35G) (48G, 20G)

SACKS

Mincey 8.0, Roth 3.5, D. Smith 3.5, Alualu 2.5, Chick 2.5, Coleman 2.0, Posluszny 2.0, Douzable 1.0, Lane 1.0, Lowery 1.0, Mosley 1.0, Session 1.0, Allen 0.5, Collins 0.5, Landry 0.5, Selve 0.5; **Jaguars:** 31.0, **Opponents:** 44.0

TACKLES (Solo, Assists, Total)

Posluszny (132-60-192), D. Smith (125-41-166), Landry (69-46-115), Mincey (61-40-101), Alualu (43-38-81), Allen (51-25-76), Knighton (38-23-61), Douzable (35-26-61), Mosley (30-20-50), Lowery (31-16-47), Session (35-9-44), Coleman (32-12-44), Roth (29-14-43), Mathis (27-9-36), Middleton (22-11-33), Youboty (24-5-29), Prosinski (7-12-19), Rutland (10-8-18), Lane (7-9-16), Cox (12-4-16), Collins (7-8-15), Owusu-Ansah (9-5-14), Chick (8-1-9), Trent (4-4-8), Greene (5-2-7), Selve (3-1-4), Kampman (1-1-2), Franklin (0-3-3), D. Jones (1-0-1), Brown (1-0-1)

USUAL STARTING LINEUP

OFFENSE

WR Jason Hill (10)
Jarett Dillard (5)
LT Eugene Monroe (14)
LG Will Rackley (14)
C Brad Meester (16)
RG Uche Nwaneri (16)
RT Guy Whimper (15)
TE Mercedes Lewis (15)
Zach Potter (7)
WR Mike Thomas (13)
QB Blaine Gabbert (14)
RB Maurice Jones-Drew (16)
FB Greg Jones (9)

DEFENSE

DE Jeremy Mincey (16)
DT Terrance Knighton (13)
C.J. Mosley (3)
DT Tyson Alualu (16)
DE Matt Roth (9)
Leger Douzable (6)
OLB Daryl Smith (16)
MLB Paul Posluszny (16)
OLB Clint Session (6)
Russell Allen (6)
CB Rashean Mathis (9)
William Middleton (6)
CB Derek Cox (6)
Ashton Youboty (5)
SS Dawan Landry (16)
FS Dwight Lowery (11)

PUNTING	NO	YDS	AVG	NET	TB	IN	LG	B
Harris	72	3,075	42.7	37.9	5	13	55	0
Turk	27	1,072	39.7	32.8	5	7	65	0
Jaguars	99	4,147	41.9	36.5	10	20	65	0
Opponents	89	3,852	43.3	39.4	10	25	71	1

PUNT RET.	NO	FC	YDS	AVG	LG	TD
Thomas	19	5	88	4.6	28	0
Shorts	12	6	50	4.2	27	0
Dillard	3	6	10	3.3	5	0
Mathis	0	2	0	-	-	0
Jaguars	34	19	148	4.4	28	0
Opponents	48	17	333	6.9	42	0

KICKOFF RET.	NO	YDS	AVG	LG	TD
Karim	27	652	24.1	37	0
D. Harris	14	308	22.0	35	0
Shorts	4	82	20.5	23	0
Owens	1	13	13.0	13	0
Potter	1	0	0.0	0	0
Jaguars	47	1,055	22.4	37	0
Opponents	26	632	24.3	46	0



2011 DEFENSIVE STATISTICS

TACKLES	TT	UT	A	SACKS	INT	PD	TFL	QB	FF	FR	SPECIAL TEAMS	TACKLES	SOLO	ASST	BLK/KICK	FF	FR
P. Posluszny	192	132	60	2.0	2	2	9	7	1	0	M. Owens	13	10	3	0	2	0
D. Smith	166	125	41	3.5	1	1	15	11	2	0	R. Allen	12	8	4	0	0	0
D. Landry	115	69	46	0.5	2	5	2	0	1	1	B. Bolen	11	8	3	0	0	0
J. Mincey	101	61	40	8.0	1	2	7	45	4	1	K. Osgood	11	9	2	1	0	0
T. Alualu	81	43	38	2.5	0	2	4	22	0	1	C. Proinski	10	7	3	0	0	0
R. Allen	76	51	25	0.5	1	0	4	0	2	0	K. Bosworth	7	7	0	0	0	0
T. Knighton	61	38	23	0.0	0	1	5	17	0	0	G. Jones	6	2	4	0	0	0
L. Douzable	61	35	26	1.0	0	1	7	12	0	0	K. Rutland	5	5	0	0	0	0
C. Mosley	50	30	20	1.0	0	1	4	7	2	0	J. Cain	5	3	2	0	0	0
D. Lowery	47	31	16	1.0	2	10	1	1	0	1	C. Greene	4	4	0	0	0	0
C. Session	44	35	9	1.0	0	0	3	2	1	0	D. Jones	4	4	0	0	0	0
D. Coleman	44	32	12	2.0	2	4	2	0	2	0	C.C. Brown	3	3	0	0	0	0
M. Roth	43	29	14	3.5	0	1	4	13	0	1	W. Middleton	3	3	0	0	0	0
R. Mathis	36	27	9	0.0	1	12	1	0	0	1	D. McBath	3	1	2	0	0	0
W. Middleton	33	22	11	0.0	1	3	1	0	0	0	C. West	3	2	1	0	0	0
A. Youboty	29	24	5	0.0	1	4	1	0	0	1	S. Franklin	3	2	1	0	0	0
C. Proinski	19	7	12	0.0	0	0	0	0	0	0	C. Cloherty	3	3	0	0	0	1
K. Rutland	18	10	8	0.0	1	4	0	0	0	0	Z. Miller	2	1	1	0	0	0
A. Lane	16	7	9	1.0	0	0	0	3	0	0	J. Scoabee	2	1	1	0	0	0
D. Cox	16	12	4	0.0	0	10	0	0	0	0	T. Heath	2	1	1	0	0	0
N. Collins	15	7	8	0.5	0	1	0	4	0	1	D. Coleman	2	2	0	0	1	0
A. Owusu-Ansah	14	9	5	0.0	0	0	0	0	0	0	A. Owusu-Ansah	1	0	1	0	0	0
J. Chick	9	8	1	2.5	0	1	0	14	1	0	J. Chick	1	0	1	0	0	0
M. Trent	8	4	4	0.0	2	0	0	0	0	0	N. Harris	1	1	0	0	0	0
C. Greene	7	5	2	0.0	0	2	0	0	0	0	M. Lockley	1	0	1	0	0	0
G. Selvie	4	3	1	0.5	0	0	0	1	0	1	A. Lane	1	1	0	0	0	0
A. Kampman	2	1	1	0.0	0	0	1	2	0	0	M. Turk	1	1	0	0	0	0
S. Franklin	3	0	3	0.0	0	0	0	0	0	0	K. Bentley	1	1	0	0	0	0
D. Jones	1	1	0	0.0	0	0	0	0	0	0	M. Trent	1	1	0	0	0	1
C.C. Brown	1	1	0	0.0	0	0	0	0	0	0	G. Selvie	1	0	1	0	0	0
C. Irvin	0	0	0	0.0	0	0	0	1	0	0	D. Kirlaw	1	1	0	0	0	0
											D. Harris	1	0	1	0	0	0

Notes: Cloherty (TD on fumble recovery on 12/11 vs. Tampa Bay); Potter (TD on blocked punt, 12/15 at Atlanta)





PLAYOFF GAME SUMMARIES

1996 AFC WILD CARD PLAYOFF • JAGUARS 30, BILLS 27
DECEMBER 28, 1996, RICH STADIUM

JACKSONVILLE JAGUARS (10-7)	10	7	3	10	—	30
BUFFALO BILLS (10-7)	14	3	3	7	—	27

The Jaguars won their first-ever playoff game with a come-from-behind victory over Buffalo and became the first road team to win a postseason game at Rich Stadium. Natrone Means rushed for 175 yards and a touchdown, and Mike Hollis kicked three field goals, the game-winner with 3:07 to play. Buffalo jumped out to a 7-0 lead, but Clyde Simmons intercepted Jim Kelly and ran 20 yards for a score to tie the game. Simmons also had two sacks. Buffalo took a 27-20 lead early in the fourth quarter, but Mark Brunell found Jimmy Smith for a 2-yard TD pass to tie the score, and Aaron Beasley recovered a fumble prior to Hollis' field goal.

TEAM	QTR	TIME	SCORING PLAY	TEAM STATS	JAX	BUF
Buf.	1	11:30	Thomas 7 pass from Kelly (Christie kick)	First Downs	18	19
Jax.	1	6:26	Simmons 20 interception return (Hollis kick)	Total Yards	409	308
Buf.	1	2:26	Thomas 2 run (Christie kick)	Rushing Yards	184	92
Jax.	1	0:10	Hollis 27 field goal	Passing Yards	225	216
Jax.	2	3:45	Means 30 run (Hollis kick)	Att-Comp-Int	33-18-2	36-22-1
Buf.	2	1:56	Christie 33 field goal	Third Downs	7-17	5-15
Buf.	3	10:20	Christie 47 field goal	Fourth Downs	1-1	0-1
Jax.	3	2:45	Hollis 24 field goal	Punts-Avg.	5-50.6	5-43.2
Buf.	4	14:17	Burris 38 interception return (Christie kick)	Fumbles-Lost	0-0	4-2
Jax.	4	8:40	Smith 2 pass from Brunell (Hollis kick)	Penalties-Yards	6-42	6-39
Jax.	4	3:07	Hollis 45 field goal	Possession	33:06	26:54

Attendance: 70,213 • Temperature: 49 degrees

RUSHING: Jaguars - Means 31-175 (1 TD), Brunell 3-9, Stewart 1-0, Bills - Thomas 14-50 (1 TD), Kelly 4-18, Holmes 9-10, Tasker 1-9, Tindale 1-5

PASSING: Jaguars - Brunell 33-18-239, 1 TD, 2 INTs, Bills - Kelly 32-21-239, 1 TD, 1 INT, Collins 4-1-7, 0 TD, 0 INT

RECEIVING: Jaguars - Smith 5-58 (1 TD), McCardell 4-76, Mitchell 3-64, Maston 2-21, Jackson 1-11, Brown 1-8, Stewart 1-5, Means 1-(-4), Bills - Early 9-122, Reed 3-32, Tasker 3-30, Johnson 3-27, Thomas 3-24, Holmes 1-11

SACKS: Jaguars 3 (Simmons 2, Brackens 1), Bills 2 (Covington 1, White 1)

INTERCEPTIONS: Jaguars 1 (Simmons [TD]), Bills 2 (Burris [TD], Smith)

1996 AFC CHAMPIONSHIP GAME • PATRIOTS 20, JAGUARS 6
JANUARY 12, 1997, FOXBORO STADIUM

JACKSONVILLE JAGUARS (11-8)	0	3	3	0	—	6
NEW ENGLAND PATRIOTS (13-5)	7	6	0	7	—	20

In just their second season, the Jaguars' saw their hopes of reaching the Super Bowl end in the AFC Championship game on a cold night in New England. The game began ominously for Jacksonville on its first series, when punter Bryan Barker fielded a high snap and was tackled at the Jaguars' four-yard line. The Patriots scored a touchdown two plays later. Mistakes haunted the Jaguars throughout the game, with a total of four turnovers - three on their last four possessions - including an end zone interception and a fumble that was returned for a touchdown.

TEAM	QTR	TIME	SCORING PLAY	TEAM STATS	JAX	NE
NE	1	12:34	Martin 1 run (Vinatieri kick)	First Downs	18	13
Jax.	2	10:33	Hollis 32 field goal	Total Yards	289	234
NE	2	7:23	Vinatieri 29 field goal	Rushing Yards	101	73
NE	2	0:00	Vinatieri 20 field goal	Passing Yards	188	161
Jax.	3	2:37	Hollis 28 field goal	Att-Comp-Int	38-20-2	33-20-1
NE	4	2:24	Smith 47 fumble return (Vinatieri kick)	Third Downs	5-14	2-13
				Fourth Downs	0-2	1-2
				Punts-Avg.	5-36.4	6-39.7
				Fumbles-Lost	3-2	2-1
				Penalties-Yards	4-23	2-5
				Possession	34:43	25:17

Attendance: 60,190 • Temperature: 27 degrees

RUSHING: Jaguars - Means 19-43, Stewart 7-40, Brunell 6-34, Barker 1-(-16), Patriots - Martin 19-59 (1 TD), Meggett 3-9, Bledsoe 1-4, Byars 1-1

PASSING: Jaguars - Brunell 38-20-190, 0 TD, 2 INTs, Patriots - Bledsoe 33-20-178, 0 TD, 1 INT

RECEIVING: Jaguars - Mitchell 7-63, McCardell 6-62, Smith 3-45, Stewart 2-8, Brown 1-10, Barlow 1-2, Patriots - Glenn 5-33, Jefferson 4-91, Byars 4-16, Martin 3-18, Meggett 3-15, Coates 1-5

SACKS: Jaguars 2 (Davey 1, Simmons 0.5, Robinson 0.5), Patriots 1 (Slade 1)

INTERCEPTIONS: Jaguars 1 (Beasley), Patriots 2 (Bruschi, Clay)

1996 AFC DIVISIONAL PLAYOFF • JAGUARS 30, BRONCOS 27
JANUARY 4, 1997, MILE HIGH STADIUM

JACKSONVILLE JAGUARS (11-7)	0	13	7	10	—	30
DENVER BRONCOS (13-4)	12	0	0	15	—	27

The Jaguars won their seventh straight game as they shocked the football world with their upset victory over the 13-3 Broncos. After falling behind 12-0, the Jaguars scored on their next six possessions, all on drives of 50 yards and longer, taking a 30-20 lead. Denver had not lost at home all season and had not lost a playoff game at Mile High Stadium since 1984. Natrone Means rushed for 140 yards, and Mark Brunell threw TD passes to Keenan McCardell and Jimmy Smith. The Jaguars dominated in yards, first downs and time of possession.

TEAM	QTR	TIME	SCORING PLAY	TEAM STATS	JAX	DEN
Den.	1	6:22	Hebron 1 run (Elam kick blocked by Simmons)	First Downs	22	21
Den.	1	0:33	Sharpe 18 pass from Elway (run failed)	Total Yards	443	351
Jax.	2	11:15	Hollis 46 field goal	Rushing Yards	203	126
Jax.	2	2:58	Means 8 run (Hollis kick)	Passing Yards	240	225
Jax.	2	0:10	Hollis 42 field goal	Att-Comp-Int	29-18-0	38-25-0
Jax.	3	8:51	McCardell 31 pass from Brunell (Hollis kick)	Third Downs	8-15	6-12
Jax.	4	10:51	Hollis 22 field goal	Fourth Downs	0-0	1-1
Den.	4	7:37	Davis 2 run (Davis run)	Punts-Avg.	3-39.7	5-42.6
Jax.	4	3:39	Smith 16 pass from Brunell (Hollis kick)	Fumbles-Lost	0-0	1-0
Den.	4	1:50	McCaffrey 15 pass from Elway (Elam kick)	Penalties-Yards	3-18	8-64
				Possession	32:24	27:36

Attendance: 75,678 • Temperature: 46 degrees

RUSHING: Jaguars - Means 21-140 (1 TD), Brunell 7-44, Stewart 8-19, Broncos - Davis 14-91 (1 TD), Elway 5-30, Hebron 2-5 (1 TD)

PASSING: Jaguars - Brunell 29-18-245, 2 TD, 0 INT, Broncos - Elway 38-25-226, 2 TD, 0 INT

RECEIVING: Jaguars - McCardell 5-59 (1 TD), Means 4-46, Smith 3-71 (1 TD), Jackson 3-35, Mitchell 2-9, Stewart 1-25, Broncos - Davis 7-24, Miller 5-67, McCaffrey 5-54 (1 TD), Craver 3-17, Sharpe 2-31 (1 TD), Carswell 2-18, R.Smith 1-15

SACKS: Jaguars 1 (Robinson 1), Broncos 2 (Aldridge 1, Williams 1)

INTERCEPTIONS: Jaguars 0, Broncos 0

1997 AFC WILD CARD PLAYOFF • BRONCOS 42, JAGUARS 17
DECEMBER 27, 1997, MILE HIGH STADIUM

JACKSONVILLE JAGUARS (11-6)	0	7	10	0	—	17
DENVER BRONCOS (13-4)	14	7	0	21	—	42

The Jaguars returned to the site of their historic playoff upset over Denver a year earlier, but the outcome was not to be the same. The Broncos took a 21-0 lead early in the second quarter, however the Jaguars closed the gap to 21-17 in the third quarter with a blocked punt returned for a touchdown and looked to make a rally. On the next series the defense forced a fumble, but the Jaguars could not capitalize as a fumbled snap at the Denver 16-yard line ended the Jaguars' momentum. The Broncos rolled up 511 yards on offense, 310 of them on the ground, and scored five rushing touchdowns in the game. The Jaguars held the ball for just 19:01, their lowest time of possession ever.

TEAM	QTR	TIME	SCORING PLAY	TEAM STATS	JAX	DEN
Den.	1	7:39	Davis 2 run (Elam kick)	First Downs	14	28
Den.	1	2:37	Smith 43 pass from Elway (Elam kick)	Total Yards	237	511
Den.	2	10:46	Davis 5 run (Elam kick)	Rushing Yards	50	310
Jax.	2	5:09	Means 1 run (Hollis kick)	Passing Yards	187	201
Jax.	3	13:33	Hollis 38 field goal	Att-Comp-Int	32-18-1	24-16-0
Jax.	3	9:16	Davis 29 blocked punt return (Hollis kick)	Third Downs	3-10	12-16
Den.	4	13:21	Loville 25 run (Elam kick)	Fourth Downs	0-1	1-1
Den.	4	3:43	Loville 8 run (Elam kick)	Punts-Avg.	4-29.5	3-33.0
Den.	4	1:11	Hebron 6 run (Elam kick)	Fumbles-Lost	1-1	3-2
				Penalties-Yards	9-54	9-94
				Possession	19:01	40:59

Attendance: 74,481 • Temperature: 27 degrees

RUSHING: Jaguars - Means 10-40 (1 TD), Stewart 1-6, Brunell 3-4, Broncos - Davis 31-184 (2 TD), Loville 11-103 (2 TD), Hebron 6-23 (1 TD), Elway 1-0

PASSING: Jaguars - Brunell 32-18-203, 0 TD, 1 INT, Broncos - Elway 24-16-223, 1 TD, 0 INT

RECEIVING: Jaguars - McCardell 6-55, Smith 6-55, Stewart 3-46, Jones 1-37, Mitchell 1-7, Means 1-3, Broncos - Davis 4-11, Smith 3-99 (1 TD), McCaffrey 2-33, Green 2-32, Sharpe 2-29, Griffith 2-9, Loville 1-10

SACKS: Jaguars 3 (Simmons 2, Hudson 1), Broncos 3 (Gordon 1, Price 1, Tanuvasa 1)

INTERCEPTIONS: Jaguars 0, Broncos 1 (Gordon)



PLAYOFF GAME SUMMARIES

1998 AFC WILD CARD PLAYOFF • JAGUARS 25, PATRIOTS 10
JANUARY 3, 1999, ALLTEL STADIUM

NEW ENGLAND PATRIOTS (9-8)	0	0	7	3	—	10
JACKSONVILLE JAGUARS (12-5)	6	6	0	13	—	25

The Jaguars hosted their first-ever home playoff game and defeated the Patriots to advance to the divisional playoffs. Mark Brunell returned as the starter after missing nearly three games with a high-ankle sprain. For the Patriots, Scott Zolak started for the injured Drew Bledsoe. The Patriots did not score on their eight first-half possessions. The Jaguars took advantage and scored on two Mike Hollis field goals and a 13-yard run by Fred Taylor. New England scored 10 points before the Jaguars bounced back with 13 in the fourth quarter. Taylor's 162 yards rushing were the second-most in a postseason game in Jaguars' history, and his 33 attempts were the most. Hollis' four field goals without a miss extended his streak of consecutive field goals in the postseason to 12 and broke his postseason single-game record.

TEAM	QTR	TIME	SCORING PLAY	TEAM STATS	NE	JAX
Jax.	1	8:57	Hollis 35 field goal	First Downs	14	17
Jax.	1	2:01	Hollis 24 field goal	Total Yards	206	308
Jax.	2	5:58	Taylor 13 run (2-point run failed)	Rushing Yards	35	160
N.E.	3	4:27	Edwards 1 run (Vinatieri kick)	Passing Yards	171	148
N.E.	4	14:48	Vinatieri 27 field goal	Att-Comp-Int	44-21-1	34-14-0
Jax.	4	12:24	Smith 37 pass from Brunell (Hollis kick)	Third Downs	5-15	7-18
Jax.	4	5:52	Hollis 34 field goal	Fourth Downs	0-1	0-1
Jax.	4	1:44	Hollis 21 field goal	Punts-Avg.	8-47.3	6-44.8
				Fumbles-Lost	4-2	2-0
				Penalties-Yards	6-50	4-35
				Possession	28:00	32:00

Attendance: 71,139 • Temperature: 60 degrees

RUSHING: Jaguars - Taylor 33-162 (1 TD), Brunell 4- (-2), Patriots - Edwards 17-28 (1 TD), Shaw 1-4, Carter 1-3

PASSING: Jaguars - Brunell 34-14-161, 1 TD, 0 INT, Patriots - Zolak 44-21-190, 0 TD, 1 INT

RECEIVING: Jaguars - McCardell 6-72, Smith 5-56 (1 TD), Mitchell 1-22, D. Jones 1-8, Shelton 1-3, Patriots - Brown 4-46, Jefferson 4-30, Simmons 3-42, Edwards 3-33, Cullors 2-17, Coates 2-10, Carter 2-3, Purnell 1-9

SACKS: Jaguars 2 (Smeenge 1, Brackens 1), Patriots 2 (Spire 2)

INTERCEPTIONS: Jaguars 1 (Hudson), Patriots 0

1999 AFC DIVISIONAL PLAYOFF • JAGUARS 62, DOLPHINS 7
JANUARY 15, 2000, ALLTEL STADIUM

MIAMI DOLPHINS (10-8)	0	7	0	0	—	7
JACKSONVILLE JAGUARS (15-2)	24	17	14	7	—	62

Scoring on their first five possessions, the Jaguars advanced to their second AFC Championship game in four seasons with a record-setting defeat of Miami, in what would be Dan Marino's final game. The 62 points scored were the second-most in NFL postseason history and the most scored in an AFC playoff game, and the 55-point margin of victory was the second-largest in NFL postseason history. Mark Brunell returned to action after missing the season finale with a knee injury. Fred Taylor ran 90 yards for a touchdown, the longest in NFL postseason history. The 41 points in the first half also tied the NFL post-season record. Jay Fiedler connected with Jimmy Smith for a 70-yard touchdown to take a 48-7 lead. The Jaguars scored twice more in the game, on a touchdown catch by Alvis Whitted and a five-yard run by Chris Howard. The 62 points scored were the Jaguars' most ever.

TEAM	QTR	TIME	SCORING PLAY	TEAM STATS	MIA	JAX
Jax.	1	10:32	Smith 8 pass from Brunell (Hollis kick)	First Downs	10	21
Jax.	1	6:19	Hollis 45 field goal	Total Yards	131	520
Jax.	1	3:46	Taylor 90 run (Hollis kick)	Rushing Yards	21	257
Jax.	1	3:21	Brackens 16 fumble return (Hollis kick)	Passing Yards	110	263
Jax.	2	14:48	Taylor 39 pass from Brunell (Hollis kick)	Att-Comp-Int	41-16-2	20-12-1
Jax.	2	12:05	Stewart 25 run (Hollis kick)	Third Downs	2-13	8-16
Jax.	2	1:51	Hollis 28 field goal	Fourth Downs	0-2	0-0
Mia.	2	0:03	Gadsden 20 pass from Marino (Mare kick)	Punts-Avg.	9-39.6	5-39.0
Jax.	3	12:03	Smith 70 pass from Fiedler (Hollis kick)	Fumbles-Lost	6-5	1-1
Jax.	3	6:19	Whitted 38 pass from Fiedler (Hollis kick)	Penalties-Yards	9-88	7-51
Jax.	4	10:37	Howard 5 run (Hollis kick)	Possession	24:37	35:23

Attendance: 75,173 • Temperature: 57 degrees

RUSHING: Jaguars - Taylor 18-135 (1 TD), Stewart 11-62 (1 TD), Howard 15-54 (1 TD), Brunell 1-6, Shelton 1-0, Dolphins - Denson 6-10, Pritchett 2-10, Johnson 8-9, Hutton 1-(-8), Marino 1-0

PASSING: Jaguars - Brunell 9-5-105, 2 TDs, 0 INT; Fiedler 11-7-172, 2 TDs, 1 INT; Quinn 0-0-0, Dolphins - Marino 25-11-95, 1 TD, 2 INTs; Huard 16-5-46, 0 TD, 0 INT

RECEIVING: Jaguars - Smith 5-136 (2 TD), McCardell 4-52, Taylor 1-39 (1 TD), Whitted 1-38 (1 TD), Shelton 1-12, Dolphins - Gadsden 6-62 (1 TD), Konrad 3-30, McDuffie 2-19, Pritchett 2-7, Johnson 2-11, Drayton 1-2

SACKS: Jaguars 5 (Walker 2, Brackens 1, Leroy 1, Marts 1), Dolphins 2 (Bowens 1, Mixon 1)

INTERCEPTIONS: Jaguars 1 (Beasley), Dolphins 1 (Jackson)

1998 AFC DIVISIONAL PLAYOFF • JETS 34, JAGUARS 24
JANUARY 10, 1999, GIANTS STADIUM

JACKSONVILLE JAGUARS (12-6)	0	7	7	10	—	24
NEW YORK JETS (13-4)	7	10	14	3	—	34

The Jaguars' season ended in 26 degree temperatures in New York, with the Jets jumping out to a 17-0 lead and coasting to the win. Jacksonville's only first-half score was a 52-yard pass from Mark Brunell to Jimmy Smith on the final play. The Jaguars couldn't stop New York's Keyshawn Johnson, who scored both rushing and receiving and also intercepted a pass. With the score 31-24 late in the fourth quarter, Brunell, who threw three TDs and three interceptions, had a chance to tie the game late after a Donovan Darius interception of Vinny Testaverde in the end zone. But the Jaguars went 3-and-out and the Jets added a field goal for their final points. Smith caught two TD passes and became the first Jaguar to have 100 receiving yards in a playoff game.

TEAM	QTR	TIME	SCORING PLAY	TEAM STATS	JAX	NYJ
NYJ	1	10:26	Johnson 21 pass from Testaverde (Hall kick)	First Downs	14	29
NYJ	2	10:35	Hall 52 field goal	Total Yards	251	429
NYJ	2	0:33	Johnson 10 run (Hall kick)	Rushing Yards	95	151
Jax.	2	0:00	Smith 52 pass from Brunell (Hollis kick)	Passing Yards	156	278
NYJ	3	9:13	Martin 1 run (Hall kick)	Att-Comp-Int	31-12-3	36-24-1
Jax.	3	8:08	McCardell 3 pass from Brunell (Hollis kick)	Third Downs	4-12	10-14
NYJ	3	2:16	Martin 1 run (Hall kick)	Fourth Downs	1-2	0-0
Jax.	4	9:58	Smith 19 pass from Brunell (Hollis kick)	Punts-Avg.	3-37.0	2-34.5
Jax.	4	6:38	Hollis 37 field goal	Fumbles-Lost	1-1	2-2
NYJ	4	0:24	Hall 30 field goal	Penalties-Yards	3-25	5-38
				Possession	20:44	39:16

Attendance: 78,817 • Temperature: 26 degrees

RUSHING: Jaguars - Taylor 20-86, Brunell 2-9, Jets - Martin 36-124 (2 TD), Johnson 2-28 (1 TD), Testaverde 1-(-1)

PASSING: Jaguars - Brunell 31-12-156, 3 TDs, 3 INTs, Jets - Testaverde 36-24-284, 1 TD, 1 INT

RECEIVING: Jaguars - Smith 5-104 (2 TD), McCardell 4-32 (1 TD), Mitchell 2-13, Banks 1-7, Jets - Johnson 9-121 (1 TD), Martin 6-58, Chrebet 4-45, Byars 2-11, Ward 1-18, Brady 1-17, Meggett 1-14

SACKS: Jaguars 1 (Hardy 1, Curry 1), Jets 0

INTERCEPTIONS: Jaguars 1 (Darius), Jets 3 (Brown, Johnson, Smith)

1999 AFC CHAMPIONSHIP GAME • TITANS 33, JAGUARS 14
JANUARY 23, 2000, ALLTEL STADIUM

TENNESSEE TITANS (16-3)	7	3	16	7	—	33
JACKSONVILLE JAGUARS (15-3)	7	7	0	0	—	14

The Jaguars' season came to a sudden end, as Tennessee defeated Jacksonville for the third time in the season. A record crowd of 75,206 saw the Jaguars get off to a fast start, with Kyle Brady scoring a touchdown on a seven-yard pass from Mark Brunell. The Titans responded with a nine-yard touchdown catch by Yancey Thigpen. Then the Jaguars took a 14-7 lead on a 33-yard TD run by James Stewart. But Reggie Barlow fumbled a punt that was recovered by the Titans and converted into a 34-yard field goal. The second half was all Tennessee, as the Titans scored 23 unanswered points and shut out the Jaguars. The Titans got a one-yard touchdown run by Steve McNair. Then came a safety of Mark Brunell, and on the free kick Derrick Mason returned the ball 80 yards for a touchdown. The Jaguars could not recover, as they had three turnovers in the last 16 minutes of the game. Tennessee scored once in the fourth quarter for the 33-14 final score.

TEAM	QTR	TIME	SCORING PLAY	TEAM STATS	TEN	JAX
Jax.	1	11:20	Brady 7 pass from Brunell (Hollis kick)	First Downs	17	20
Ten.	1	5:30	Thigpen 9 pass from McNair (Hollis kick)	Total Yards	289	360
Jax.	2	4:36	Stewart 33 run (Hollis kick)	Rushing Yards	177	144
Ten.	2	0:20	Del Greco 34 field goal	Passing Yards	112	216
Ten.	3	9:24	McNair 1 run (Del Greco kick)	Att-Comp-Int	23-14-1	38-14-2
Ten.	3	5:13	Brunell sacked by Evans and Fisk for safety	Third Downs	3-10	3-10
Ten.	3	4:56	Mason 80 free kick return (Del Greco kick)	Fourth Downs	0-0	0-2
Ten.	4	6:59	McNair 1 run (Del Greco kick)	Punts-Avg.	5-39.8	3-45.3
				Fumbles-Lost	5-3	5-4
				Penalties-Yards	5-39	9-100
				Possession	31:36	28:24

Attendance: 75,206 • Temperature: 68 degrees

RUSHING: Jaguars - Taylor 19-110, Stewart 3-35 (1 TD), Brunell 1-(-1), Titans - McNair 9-91 (2 TD), George 25-86

PASSING: Jaguars - Brunell 38-19-226, 1 TD, 2 INTs, Titans - McNair 23-14-112, 1 TD, 1 INT

RECEIVING: Jaguars - McCardell 6-67, Smith 5-92, Brady 5-44 (1 TD), Taylor 2-16, Jones 1-7, Titans - Harris 3-33, George 3-19, Byrd 2-19, Thigpen 2-16 (1 TD), Wycheck 2-12, Dyson 1-12, Neal 1-1

SACKS: Jaguars 1 (Brackens 1), Titans 3 (Bishop 1, Holmes 1, Evans 0.5, Fisk 0.5)

INTERCEPTIONS: Jaguars 1 (Bryant), Titans 2 (Mitchell, Robertson)



PLAYOFF GAME SUMMARIES

2005 AFC WILD CARD PLAYOFF • PATRIOTS 28, JAGUARS 3
JANUARY 7, 2006, GILLETTE STADIUM

JACKSONVILLE JAGUARS (12-5)	0	3	0	0	—	3
NEW ENGLAND PATRIOTS (11-6)	0	7	14	7	—	28

The Jaguars returned to the postseason for the first time since 1999 but saw their season end at New England with a 28-3 loss to the Patriots. The first quarter ended scoreless as both teams punted on their first two possessions. The Jaguars stopped the Patriots on downs on fourth-and-10 to end the quarter. The Patriots began the scoring with a six-play, 37-yard drive that was capped off with an 11-yard touchdown pass from Tom Brady to Troy Brown. The Jaguars next drive was thwarted after 33 yards when Alvin Pearson lost a fumble at the Patriots' 44-yard line. After two punts, the Jaguars scored their only points on a Josh Scobee 36-yard field goal with 1:05 remaining in the half. The Patriots erupted with back-to-back touchdown drives to start the second half. Each drive ended with Brady touchdown passes, the first to David Givens for three yards and the second for 63 yards to Benjamin Watson. On the Jaguars ensuing drive, Byron Leftwich was intercepted on fourth-and-five by Asante Samuel, who returned the pick 73 yards for a touchdown. David Garrard replaced Leftwich for the final three drives which ended with a 41-yard missed field goal and two turnovers on downs.

TEAM	QTR	TIME	SCORING PLAY	TEAM STATS	JAX	NE
N.E.	2	12:08	Brown 11 pass from Brady (Vinatieri kick)	First Downs	15	17
Jax.	2	1:05	Scobee 36 field goal	Total Yards	292	307
N.E.	3	7:13	Givens 3 pass from Brady (Vinatieri kick)	Rushing Yards	87	118
N.E.	3	3:03	Watson 63 pass from Brady (Vinatieri kick)	Passing Yards	205	189
N.E.	4	14:46	Samuel 73 interception return (Vinatieri kick)	Att-Comp-Int	39-21-1	27-15-0
				Third Downs	1-12	7-14
				Fourth Downs	1-4	0-1
				Punts-Avg.	5-41.8	5-39.2
				Fumbles-Lost	2-1	4-0
				Penalties-Yards	8-40	4-32
				Possession	29:34	30:28

Attendance: 68,756 • Temperature: 24 degrees

RUSHING: Jaguars - Leftwich 3-26, Taylor 8-24, G. Jones 2-15, Garrard 2-14, Pearson 2-8, Patriots - Faulk 6-51, Dillon 17-40, Davis 1-13, Brady 2-9, Pass 1-6, Cassel 1-(-1)

PASSING: Jaguars - Leftwich 31-18-179, 0 TDs, 1 INT; Garrard 8-3-68, 0 TDs, 0 INTs, Patriots - Brady 27-15-201, 3 TDs, 0 INTs

RECEIVING: Jaguars - M. Jones 6-94, Williams 4-56, Wilford 4-53, J. Smith 3-30, Taylor 3-13, Brady 1-1, Patriots - Watson 5-91 (1 TD), Faulk 4-45, Branch 2-3, Dillon 1-12, Brown 1-11 (1 TD), Givens 1-3 (1 TD), Davis 1-3

SACKS: Jaguars 4 (Smith 1, Peterson 1, Hayward 1, Meier 1), Patriots 6 (McGinest 4.5, Colvin 1, Seymour 0.5)

INTERCEPTIONS: Jaguars 0, Patriots 1 (Samuel [TD])

2007 AFC DIVISIONAL PLAYOFF • PATRIOTS 31, JAGUARS 20
JANUARY 12, 2008, GILLETTE STADIUM

JACKSONVILLE JAGUARS (12-6)	7	7	3	3	—	20
NEW ENGLAND PATRIOTS (17-0)	7	7	14	3	—	31

The Jaguars ended their playoff run with a 31-20 loss to the Patriots at Gillette Stadium. The undefeated Patriots improved to 17-0 with the win. The Jaguars finished the first half with a 14-14 tie, but were outscored 14-3 in the third quarter by the Patriots. David Garrard led the Jaguars with two touchdowns but two costly drops in the endzone in the second half led to two Jaguars field goals.

TEAM	QTR	TIME	SCORING PLAY	TEAM STATS	JAX	NE
Jax.	1	10:50	M. Jones 8 pass from Garrard (Scobee kick) Drive: 9-80,4:10	First Downs	22	24
N.E.	1	5:01	Watson 3 pass from Brady (Gostkowski kick) Drive: 10-74,5:49	Total Yards	350	403
N.E.	2	14:57	Maroney 1 run (Gostkowski kick) Drive: 7-29,3:33	Rushing Yards	80	145
Jax.	2	7:46	Wilford 6 pass from Garrard (Scobee kick) Drive: 11-95,7:11	Passing Yards	270	258
N.E.	3	8:49	Welker 6 pass from Brady (Gostkowski kick) Drive: 11-82,6:11	Att-Comp-Int	33-22-1	28-26-0
Jax.	3	4:04	Scobee 39 field goal Drive: 9-48,4:45	Third Downs	4-10	6-10
N.E.	3	0:49	Watson 9 pass from Brady (Gostkowski kick) Drive: 6-76,3:15	Fourth Downs	2-3	1-1
Jax.	4	9:44	Scobee 25 field goal Drive: 13-86,6:05	Punts-Avg.	1-50.0	1-30.0
N.E.	4	6:39	Gostkowski 35 field goal Drive: 6-63,3:05	Fumbles-Lost	2-1	0-0
				Penalties-Yards	5-42	6-74
				Possession	27:18	32:42

Attendance: 68,756 • Temperature: 37 degrees

RUSHING: Jaguars - Taylor 13-47, Jones-Drew 6-19, Garrard 3-14, Patriots - Maroney 22-122 (1 TD), Welker 1-13, Faulk 4-9, Brady 2-1

PASSING: Jaguars - Garrard 33-22-278, 2 TDs, 1 INT, Patriots - Brady 28-26-262, 3 TDs, 0 INTs
RECEIVING: Jaguars - Jones-Drew 6-49, Lewis 4-74, Northcutt 4-42, M. Jones 3-48 (1 TD), Wilford 2-21 (1 TD), Williams 1-25, G. Jones 1-12, Smolko 1-7, Patriots - Welker 9-54 (1 TD), Faulk 5-36, Stallworth 3-68, Gaffney 3-26, Maroney 2-40, Watson 2-12 (2 TDs), Moss 1-14, Brady 1-12

SACKS: Jaguars 1 (Henderson 1), Patriots 1 (Warren 1)

INTERCEPTIONS: Jaguars 0, Patriots 1 (Harrison)

2007 AFC WILD CARD PLAYOFF • JAGUARS 31, STEELERS 29
JANUARY 5, 2008, HEINZ FIELD

JACKSONVILLE JAGUARS (12-5)	7	14	7	3	—	31
PITTSBURGH STEELERS (10-7)	7	0	3	19	—	29

The Jaguars got their first playoff win since the 1999 season and their first under head coach Jack Del Rio with a 31-29 victory, marking the first team to win twice in Pittsburgh in one season. The Jaguars held an 18-point lead at the start of the fourth quarter but trailed by one with six minutes to play. The Jaguars forced the Steelers to punt and David Garrard ran for 32 yards on fourth-and-two with less than two minutes remaining. Four plays later Josh Scobee hit the game-winning field goal from 25 yards. Bobby McCray sacked Ben Roethlisberger on the Steelers' next play and forced a fumble that was recovered by Derek Landri to seal the win.

TEAM	QTR	TIME	SCORING PLAY	TEAM STATS	JAX	PIT
Pit.	1	10:03	Davenport 1 run (Reed kick) Drive: 10-80,4:57	First Downs	14	24
Jax.	1	9:39	Taylor 1 run (Scobee kick) Drive: 1-1,0:24	Total Yards	239	340
Jax.	2	10:19	Mathis 63 int. (Scobee kick) Drive: N/A	Rushing Yards	135	43
Jax.	2	8:34	Jones-Drew 43 pass from Garrard (Scobee kick) Drive: 3-46,0:56	Passing Yards	104	297
Pit.	3	9:24	Reed 28 field goal Drive: 8-33,4:45	Att-Comp-Int	21-9-2	42-29-3
Jax.	3	4:39	Jones-Drew 10 run (Scobee kick) Drive: 8-82,4:45	Third Downs	4-11	7-14
Pit.	4	14:53	Holmes 37 pass from Roethlisberger(Reedkick) Drive: 10-69,4:49	Fourth Downs	1-1	1-1
Pit.	4	10:25	Miller 14 pass from Roethlisberger(Reed kick) Drive: 10-69,3:49	Punts-Avg.	4-50.0	4-44.3
Pit.	4	6:21	Davenport 1 run (pass failed) Drive: 7-16,2:29	Fumbles-Lost	0-0	1-1
Jax.	4	0:37	Scobee 25 field goal Drive: 8-44,2:01	Penalties-Yards	6-40	5-50
				Possession	27:01	32:59

Attendance: 63,629 • Temperature: 39 degrees

RUSHING: Jaguars - Garrard 5-58, Taylor 16-48 (1 TD), Jones-Drew 8-29 (1 TD), Steelers - Davenport 16-25 (2 TDs), Roethlisberger 4-13, Davis 3-3, Russell 3-2

PASSING: Jaguars - Garrard 21-9-140, 1 TD, 2 INTs, Steelers - Roethlisberger 42-29-337, 2 TDs, 3 INTs
RECEIVING: Jaguars - Wilford 2-39, Williams 2-23, Lewis 2-16, Jones-Drew 1-43 (1 TD), Northcutt 1-17, Taylor 1-2, Steelers - Ward 10-135, Miller 8-85 (1 TD), Holmes 3-49 (1 TD), Davenport 2-23, Davis 2-14, Wilson 1-10, Washington 1-8, Spaeth 1-7, Russell 1-6

SACKS: Jaguars 6 (Mincey 1, McCray 1, Meier 1, Landri 1, Henderson 1, Spicer 1), Steelers 4 (Woodley 2, Harrison 1.5, Farrior 0.5)

INTERCEPTIONS: Jaguars 3 (Mathis 2 [TD], Landri), Steelers 2 (Farrior, Taylor)





INDIVIDUAL RECORDS / REGULAR SEASON

SERVICE

SCORING

SEASONS

12	Brad Meester (2000-11)
11	Jimmy Smith (1995-2005), Fred Taylor (1998-2008)
10	Rob Meier (2000-09)
9	Mark Brunell (1995-2003), Donovin Darius (1998-2006), Paul Spicer (2000-08), Maurice Williams (2001-09), David Garrard (2002-10), Rashean Mathis (2003-11)
8	Tony Brackens (1996-2003), Kyle Brady (1999-2006), John Henderson (2002-09), Joe Zelenka (2001-08), Vince Manuwai (2003-10), Tony Boselli (1995-2001), Mike Hollis (1995-2001), Greg Jones (2004-11), Josh Scobee (2004-11), Daryl Smith (2004-11)

MOST GAMES PLAYED

177	Brad Meester (2000-11)
171	Jimmy Smith (1995-2005)
140	Fred Taylor (1998-2008)
138	Rob Meier (2000-09)
128	Joe Zelenka (2001-08)
125	Rashean Mathis (2003-11)
124	John Henderson (2002-09), Daryl Smith (2004-11)
120	Mark Brunell (1995-2003), Kyle Brady (1999-2006), Josh Scobee (2004-11)
115	Donovin Darius (1998-2006), Paul Spicer (2001-08)
110	Vince Manuwai (2003-10)
108	Mike Hollis (1995-2001)
107	Tony Brackens (1996-2003)
106	Maurice Williams (2001-09)
103	Greg Jones (2004-11)
100	Marcus Stroud (2001-07)

MOST CONSECUTIVE GAMES PLAYED

128	Joe Zelenka (2001-08)
96	Bryan Barker (1995-2000)
92	Brad Meester (2000-05)
88	Jimmy Smith (1995-2000)
86	Marcus Stroud (2001-06)
82	Mike Hollis (1995-2000)
82	John Henderson (2002-06)
75	Rob Meier (2000-04)
74	Ben Coleman (1995-99)
74	Rashean Mathis (2003-07)

MOST STARTS

177	Brad Meester (2000-11)
150	Jimmy Smith (1995-2005)
136	Fred Taylor (1998-2008)
125	Rashean Mathis (2003-11)
122	Daryl Smith (2004-11)
120	John Henderson (2002-09)
117	Mark Brunell (1995-2003)
115	Donovin Darius (1998-2006)
110	Kyle Brady (1999-2006)
105	Vince Manuwai (2003-10)
100	Maurice Williams (2001-09)
92	Keenan McCardell (1996-2001)
90	Tony Boselli (1995-2001)

MOST CONSECUTIVE STARTS

92	Brad Meester (9/3/00 - 12/4/05)
74	Rashean Mathis (9/7/03 - 11/25/07)
68	Marcus Stroud (9/8/02 - 10/1/06)
68	Vince Manuwai (11/30/03 - 12/23/07)
64	Maurice Williams (9/7/03 - 12/31/06)
63	Chris Naeole (9/8/02 - 12/24/05)
58	Kevin Hardy (12/21/97 - 11/18/01)
58	Brad Meester (10/26/08 - present)
53	Mike Peterson (9/7/03 - 10/8/06)
52	Kyle Brady (9/17/00 - 10/12/03)

MOST POINTS

Career	
764	Mike Hollis (1995-2001), 175 FG, 239 PAT
755	Josh Scobee (2004-11), 167 FG, 254 PAT
444	Maurice Jones-Drew (2006-11), 74 TD
424	Fred Taylor (1998-2008), 70 TD, 2 2-PT
418	Jimmy Smith (1995-2005), 69 TD, 2 2-PT
228	James Stewart (1995-99), 38 TD
190	Keenan McCardell (1996-2001), 30 TD, 5 2-PT
120	Stacey Mack (1999-2002), 20 TD
112	Reggie Williams (2004-08), 18 TD, 2 2-PT
108	David Garrard (2002-10) 17 TD, 3 2-PT
102	Marcedes Lewis (2006-11), 17 TD

Season

134	Mike Hollis (1997), 31 FG, 41 PAT
130	Mike Hollis (1999), 31 FG, 37 PAT
119	Josh Scobee (2006), 26 FG, 41 PAT
117	Mike Hollis (1996), 30 FG, 27 PAT
108	Mike Hollis (1998), 21 FG, 45 PAT
107	Josh Scobee (2005), 23 FG, 38 PAT,
107	Josh Scobee (2010), 22 FG, 41 PAT
105	Mike Hollis (2000), 24 FG, 33 PAT
102	Fred Taylor (1998), 17 TD
96	Maurice Jones-Drew (2006), 16 TD,
96	Maurice Jones-Drew (2009), 16 TD

Game

30	James Stewart (10/12/97 vs. Phi.), 5 TD
24	Fred Taylor (11/19/00 at Pit.), 4 TD
24	Maurice Jones-Drew (12/11/11 vs. T.B.), 4 TD
18	Jimmy Smith (12/3/95 at Den.), 3 TD
18	Fred Taylor (11/15/98 vs. T.B.), 3 TD
18	Jimmy Smith (9/10/00 at Bal.), 3 TD
18	Mike Hollis (9/10/00 at Bal.), 5 FG, 3 PAT
18	Fred Taylor (12/3/00 vs. Cle.), 3 TD
18	Stacey Mack (9/29/02 vs. N.Y. Jets), 3 TD
18	LaBrandon Toefield (12/24/05 at Hou.), 3 TD
18	Maurice Jones-Drew (12/10/06 vs. Ind.), 3 TD
18	Josh Scobee (11/25/07 vs. Buf.), 5 FG, 3 PAT
18	Maurice Jones-Drew (11/9/08 at Det.), 3 TD
18	Maurice Jones-Drew (9/27/09 at Hou.), 3 TD
18	Maurice Jones-Drew (10/18/09 vs. Stl.), 3 TD
18	Josh Scobee (10/10/10 at Buf.), 5 FG, 3 PAT

MOST POINTS, ROOKIE

Season

102	Fred Taylor (1998), 17 TD
96	Maurice Jones-Drew (2006), 16 TD
93	Josh Scobee (2004), 24 FG, 21 PAT
90	Seth Marler (2003), 20 FG, 30 PAT
30	Matt Jones (2005), 5 TD
28	Hayden Epstein (2002), 5 FG, 13PAT

MOST CONSECUTIVE GAMES SCORING

67	Mike Hollis (12/24/95 - 9/10/00)
61	Josh Scobee (1/2/05 - 10/4/09)
43	Josh Scobee (10/18/09 - present)
25	Mike Hollis (10/16/00 - 12/30/01)
16	Seth Marler (9/7/03 - 12/28/03)
14	Mike Hollis (9/3/95 - 12/10/95)
14	Josh Scobee (9/12/04 - 12/19/04)

MOST CONSECUTIVE GAMES SCORING A TOUCHDOWN

8	Fred Taylor (9/20/98 - 11/22/98)
8	Maurice Jones-Drew (11/12/06 12/31/06)
7	Fred Taylor (11/12/00 - 12/23/00)
5	Maurice Jones-Drew (11/4/07 - 12/2/07)
5	Maurice Jones-Drew (10/18/09 - 11/22/09)

MOST TOUCHDOWNS

Career

74	Maurice Jones-Drew (2006-11), 62 rushing, 10 receiving, 2 KO ret
70	Fred Taylor (1998-2008), 62 rushing, 8 receiving
69	Jimmy Smith (1995-2005), 67 receiving, 1 KO ret, 1 block punt
38	James Stewart (1995-99), 33 rushing, 5 receiving
30	Keenan McCardell (1996-2001), 30 receiving
20	Stacey Mack (1999-2002), 19 rushing, 1 receiving
18	Reggie Williams (2004-08), 18 receiving
17	Marcedes Lewis (2006-11), 17 receiving
17	David Garrard (2002-10), 17 rushing
15	Ernest Wilford (2004-07, 2009), 15 receiving
15	Matt Jones (2005-08), 15 receiving
14	Mark Brunell (1995-2003), 14 rushing
14	Mike Sims-Walker (2008-11), 14 receiving

Season

17	Fred Taylor (1998), 14 rushing, 3 receiving
16	Maurice Jones-Drew (2006), 13 rushing, 2 receiving, 1 KO ret
16	Maurice Jones-Drew (2009), 15 rushing, 1 receiving
14	Fred Taylor (2000), 12 rushing, 2 receiving
14	Maurice Jones-Drew (2008), 12 rushing, 2 receiving
13	James Stewart (1999), 13 rushing

Game

5	James Stewart (10/12/97 vs. Phi.), 5 rushing
4	Fred Taylor (11/19/00 at Pit.), 3 rushing, 1 receiving
4	Maurice Jones-Drew (12/11/11 vs T.B.), 2 rushing, 2 receiving
3	9 times, last Maurice Jones-Drew (10/18/09 vs. Stl.), 3 rushing

MOST TOUCHDOWNS, ROOKIE

Season

17	Fred Taylor (1998), 14 rushing, 3 receiving
16	Maurice Jones-Drew (2006), 13 rushing, 2 receiving, 1 KO ret
5	Matt Jones (2005), 5 receiving
3	James Stewart (1995), 2 rushing, 1 receiving
3	Elvis Joseph (2001), 2 receiving, 1 kickoff return
3	LaBrandon Toefield (2003), 2 rushing, 1 receiving
3	Greg Jones (2004), 3 rushing

MOST FIELD GOALS

Career

175	Mike Hollis (1995-2001), 217 attempts
167	Josh Scobee (2004-11), 212 attempts
20	Seth Marler (2003), 33 attempts
9	John Carney (2007), 11 attempts
8	Tim Seder (2002), 12 attempts

Season

31	Mike Hollis (1997), 36 attempts
31	Mike Hollis (1999), 38 attempts
30	Mike Hollis (1996), 36 attempts
26	Josh Scobee (2006), 32 attempts
24	Mike Hollis (2000), 26 attempts
24	Josh Scobee (2004), 31 attempts

Game

5	Mike Hollis (12/1/96 vs. Cin.), 5 attempts
5	Mike Hollis (11/30/97 vs. Bal.), 5 attempts
5	Mike Hollis (9/10/00 at Bal.), 5 attempts
5	Josh Scobee (11/25/07 vs. Buf.), 5 attempts
5	Josh Scobee (10/10/10 at Buf.), 5 attempts
4	Mike Hollis (6 games)
4	Josh Scobee (5 games), last (1/1/12 vs. Ind.), 4 attempts

MOST CONSECUTIVE GAMES SCORING A FIELD GOAL

15	Josh Scobee (11/14/10 - 10/24/11)
13	Josh Scobee (10/29/06 - 12/16/07)
10	Mike Hollis (9/12/99 - 11/21/99)
8	Mike Hollis (12/24/95 - 10/13/96)
8	Seth Marler (9/7/03 - 11/2/03)
8	Josh Scobee (11/13/05 - 1/1/06)
8	Josh Scobee (1/3/10 - 10/24/10)

MOST CONSECUTIVE FIELD GOALS

20	Mike Hollis (11/1/98 - 9/19/99)
16	Mike Hollis (10/12/97 - 11/30/97)
15	Josh Scobee (10/1/06 - 11/26/06)
15	Josh Scobee (9/11/11 - 11/13/11)
14	Josh Scobee (9/12/10 - 11/14/10)
13	Mike Hollis (9/3/00 - 10/29/00)

HIGHEST FIELD GOAL PERCENTAGE

Career (minimum 25 attempts)

80.7	Mike Hollis (1995-2001), 175 of 217
78.8	Josh Scobee (2004-11), 167 of 212

Season (minimum 16 attempts)

92.3	Mike Hollis (2000), 24 of 26
92.0	Josh Scobee (2011), 23 of 25
86.1	Mike Hollis (1997), 31 of 36
83.3	Mike Hollis (1996), 30 of 36
81.6	Mike Hollis (1999), 31 of 38
81.3	Josh Scobee (2006), 26 of 32

LONGEST FIELD GOALS

59	Josh Scobee (10/3/10 vs. Indianapolis)
55	Josh Scobee (9/18/11 at N.Y. Jets)
54	Josh Scobee (9/11/11 vs. Baltimore)
54	Josh Scobee (9/11/11 vs. Baltimore)
53	Mike Hollis (10/8/95 vs. Pittsburgh)
53	Mike Hollis (9/29/96 vs. Carolina)
53	Seth Marler (10/5/03 vs. San Diego)
53	Josh Scobee (10/24/04 at Indianapolis)
53	Josh Scobee (10/9/05 vs. Cincinnati)
53	Josh Scobee (10/26/08 vs. Cleveland)
53	Josh Scobee (9/25/11 at Carolina)



INDIVIDUAL RECORDS / REGULAR SEASON

SCORING

MOST EXTRA POINTS

Career	254 Josh Scobee (2004-11), 257 attempts
	239 Mike Hollis (1995-2001), 242 attempts
	30 Seth Marler (2003), 30 attempts
Season	45 Mike Hollis (1998), 45 attempts
	41 Mike Hollis (1997), 41 attempts
	41 Josh Scobee (2006), 41 attempts
	41 Josh Scobee (2010), 41 attempts
	38 Josh Scobee (2005), 39 attempts
	37 Mike Hollis (1999), 37 attempts
Game	7 Josh Scobee (12/23/07 vs. Oak.), 7 attempts
	6 Mike Hollis (11/1/98 at Bal.), 6 attempts
	6 Mike Hollis (12/3/00 vs. Cle.), 6 attempts
	5 10 times, last Josh Scobee (12/12/10 vs Oak.), 5 attempts

MOST CONSECUTIVE EXTRA POINTS

220 Mike Hollis (10/22/95 - 12/9/01)
82 Josh Scobee (11/8/09 - present)
59 Josh Scobee (9/12/04 - 1/1/06)
58 Josh Scobee (12/16/07 - 11/1/09)
55 Josh Scobee (9/10/06 - 12/16/07)
30 Seth Marler (9/7/03 - 12/28/03)

HIGHEST EXTRA-POINT PERCENTAGE

Career	100.0 Seth Marler (2003), 30 of 30
	98.8 Josh Scobee (2004-11), 254 of 257
	98.8 Mike Hollis (1995-2001), 239 of 242

MOST TWO-POINT CONVERSIONS

Career	5 Keenan McCardell (1996-2001), 5 pass
	3 Willie Jackson (1995-97), 3 pass
	3 Mark Brunell (1995-2003), 3 run
	3 David Garrard (2002-10), 3 run
Game	1 24 times, last David Garrard, (11/22/09 vs. Buffalo), 1 run

MOST YARDS PASSING

Career	25,698 Mark Brunell (1995-2003), 2,184 of 3,616
	16,003 David Garrard (2002-10), 1,406 of 2,281
	9,042 Byron Leftwich (2003-06), 789 of 1,344
	2,214 Blaine Gabbert (2011), 210 of 413
	1,252 Quinn Gray (2003-07), 101 of 180
	952 Steve Beuerlein (1995), 71 of 142
Season	*4,367 Mark Brunell (1996), 353 of 557 *NFL Leader
	3,640 Mark Brunell (2000), 311 of 512
	3,620 David Garrard (2008), 335 of 535
	3,597 David Garrard (2009), 314 of 516
	3,309 Mark Brunell (2001), 289 of 473
	3,281 Mark Brunell (1997), 264 of 435
	3,060 Mark Brunell (1999), 259 of 441
	2,941 Byron Leftwich (2004) 267 of 441
Game	432 Mark Brunell (9/22/96 at N.E.), 23 of 39
	421 Mark Brunell (10/20/96 at Stl.), 37 of 52
	386 Mark Brunell (9/10/00 at Bal.), 28 of 50
	376 Mark Brunell (9/20/98 vs. Bal.), 25 of 34
	357 Byron Leftwich (10/10/04 at S.D.), 36 of 54

MOST YARDS PASSING, ROOKIE

Season	2,819 Byron Leftwich (2003), 239 of 418
	2,214 Blaine Gabbert (2011), 210 of 413
	387 Jonathan Quinn (1998), 34 of 64
	231 David Garrard (2002), 23 of 46
Game	336 Byron Leftwich (10/5/03 vs. S.D.), 19 of 28
	288 Byron Leftwich (12/14/03 at N.E.), 21 of 40
	256 Byron Leftwich (10/12/03 vs. Mia.), 24 of 42

MOST PASS ATTEMPTS

Career	3,616 Mark Brunell (1995-2003), 2,184 completions
	2,281 David Garrard (2002-10), 1,406 completions
	1,344 Byron Leftwich (2003-06), 789 completions
	413 Blaine Gabbert (2011), 210 completions
	180 Quinn Gray (2003-07), 101 completions

Season

557 Mark Brunell (1996), 353 completions
535 David Garrard (2008), 335 completions
516 David Garrard (2009), 314 completions
512 Mark Brunell (2000), 311 completions

Game

54 Byron Leftwich (10/10/04 at S.D.), 36 completions
52 Mark Brunell (10/20/96 at Stl.), 37 completions
50 Mark Brunell (9/10/00 at Bal.), 28 completions
48 Mark Brunell (10/15/95 vs. Chi.), 30 completions
47 Mark Brunell (11/17/96 at Pit.), 28 completions
47 Mark Brunell (11/28/99 at Bal.), 27 completions

PASSING

MOST PASS ATTEMPTS, ROOKIE

Season	418 Byron Leftwich (2003), 239 comp
	413 Blaine Gabbert (2011), 210 comp
	64 Jonathan Quinn (1998), 34 comp
	46 David Garrard (2002), 23 comp
Game	42 Byron Leftwich (10/12/03 vs. Mia.), 24 completions
	42 Blaine Gabbert (10/2/11 vs. N.O.), 16 completions
	42 Blaine Gabbert (12/24/11 at Ten.), 21 completions
	41 Blaine Gabbert (11/20/11 at Cle.), 22 completions
	40 Byron Leftwich (12/14/03 at N.E.), 21 completions

MOST PASS COMPLETIONS

Career	2,184 Mark Brunell (1995-2003), 3,616 attempts
	1,406 David Garrard (2002-10), 2,281 attempts
	789 Byron Leftwich (2003-06), 1,344 attempts
	210 Blaine Gabbert (2011), 413 attempts
	101 Quinn Gray (2005-07), 180 attempts
	71 Steve Beuerlein (1995), 142 attempts
	66 Jonathan Quinn (1998-2001), 125 attempts

Season

353 Mark Brunell (1996), 557 attempts
335 David Garrard (2008), 535 attempts
314 David Garrard (2009), 516 attempts
311 Mark Brunell (2000), 512 attempts
289 Mark Brunell (2001), 473 attempts

Game

37 Mark Brunell (10/20/96 at Stl.), 52 attempts
36 Byron Leftwich (10/10/04 at S.D.), 54 attempts
30 Mark Brunell (10/15/95 vs. Chi.), 48 attempts
30 David Garrard (10/18/09 vs. Stl.), 43 attempts

MOST CONSECUTIVE PASS COMPLETIONS

17 David Garrard (11/14/10 vs. Hou. - 11/21/10 vs. Cle.)
15 Byron Leftwich (10/17/04 vs. K.C. - 10/24/04 at Ind.)
13 Mark Brunell (10/6/96 at New Orleans)
13 Mark Brunell (9/7/03 at Carolina)

MOST PASS COMPLETIONS, ROOKIE

Season	239 Byron Leftwich (2003), 418 attempts
	210 Blaine Gabbert (2011), 413 attempts
	34 Jonathan Quinn (1998), 164 attempts
	23 David Garrard (2002), 46 attempts
Game	24 Byron Leftwich (10/12/03 vs. Mia.), 42 attempts
	22 Byron Leftwich (11/2/03 at Bal.), 34 attempts
	22 Blaine Gabbert (11/20/11 at Cle.), 41 attempts
	21 Byron Leftwich (12/14/03 at N.E.), 40 attempts
	21 Blaine Gabbert (12/24/11 at Ten.) 42 attempts
	20 Byron Leftwich (11/30/03 vs. T.B.), 34 attempts

MOST TOUCHDOWN PASSES

Career	144 Mark Brunell (1995-2003)
	89 David Garrard (2002-10)
	51 Byron Leftwich (2003-06)
	12 Quinn Gray (2003-07)
	12 Blaine Gabbert (2011)
	4 Steve Beuerlein (1995)
	4 Jamie Martin (1998-2000)
Season	23 David Garrard (2010)
	20 Mark Brunell (1998)
	20 Mark Brunell (2000)
	19 Mark Brunell (1996)
	19 Mark Brunell (2001)
	18 Mark Brunell (1997)
	18 David Garrard (2007)
Game	4 Mark Brunell (11/29/98 at Cincinnati)
	4 Quinn Gray (12/30/07 at Houston)
	4 David Garrard (10/31/10 at Dallas)
	3 20 times, last David Garrard (12/12/10 vs. Oakland)

MOST CONSECUTIVE GAMES WITH A TOUCHDOWN PASS

14 Mark Brunell (10/7/01 - 9/15/02)
9 Mark Brunell (10/22/00 - 12/23/00)
8 Byron Leftwich (9/25/05 - 11/20/05)
8 Mark Brunell (9/17/95 - 11/12/95)
8 Mark Brunell (10/19/97 - 12/7/97)
8 David Garrard (12/17/06 - 10/14/07)

MOST TOUCHDOWN PASSES, ROOKIE

Season	14 Byron Leftwich (2003)
	12 Blaine Gabbert (2011)
	2 Jonathan Quinn (1998)
	1 David Garrard (2002)
Game	2 Byron Leftwich (10/5/03 vs. San Diego)
	2 Byron Leftwich (11/30/03 vs. Tampa Bay)
	2 Blaine Gabbert (12/5/11 vs. San Diego)
	2 Blaine Gabbert (12/11/11 vs. Tampa Bay)

MOST PASSES HAD INTERCEPTED

Career	86 Mark Brunell (1995-2003), 3,616 attempts
	54 David Garrard (2002-10), 2,281 attempts
	36 Byron Leftwich (2003-06), 1,344 attempts
	11 Blaine Gabbert (2011), 413 attempts
	7 Steve Beuerlein (1995), 142 attempts
Season	20 Mark Brunell (1996), 557 attempts
	16 Byron Leftwich (2003), 418 attempts
	15 David Garrard (2010), 366 attempts
	14 Mark Brunell (2000), 512 attempts
	13 Mark Brunell (2001), 473 attempts
	13 David Garrard (2008) 535 attempts

Game

5 Mark Brunell (10/20/96 at Stl.), 52 attempts
4 David Garrard (11/12/06 vs. Hou.), 34 attempts
4 David Garrard (9/19/10 at S.D.), 23 attempts
4 Luke McCown (9/18/11 at N.Y. Jets), 19 attempts
3 Steve Beuerlein (12/17/95 at Det.), 21 attempts
3 Mark Brunell (11/22/98 at Pit.), 42 attempts
3 Mark Brunell (9/26/99 vs. Ten.), 42 attempts
3 Mark Brunell (1/6/02 at Chi.), 36 attempts,
3 Mark Brunell (10/20/02 at Bal.), 46 attempts
3 Byron Leftwich (9/28/03 at Hou.), 36 attempts,
3 Byron Leftwich (10/12/03 vs. Mia.) 42 attempts
3 Quinn Gray (11/4/07 at N.O.), 33 attempts
3 David Garrard (12/17/06 at Ten.), 37 attempts,
3 David Garrard (11/21/10 vs. Cle.), 34 attempts





INDIVIDUAL RECORDS / REGULAR SEASON

PASSING

MOST PASSES HAD INTERCEPTED, ROOKIE

Season
16 Byron Leftwich (2003), 418 attempts
11 Blaine Gabbert (2011), 413 attempts
3 Jonathan Quinn (1998), 64 attempts
2 David Garrard (2002), 46 attempts
1 Rob Johnson (1995), 7 attempts

Game
3 Byron Leftwich (9/28/03 at Hou.), 36 attempts,
3 Byron Leftwich (10/12/03 vs. Mia.), 42 attempts
2 Jonathan Quinn (12/20/98 at Min.), 27 attempts
2 David Garrard (10/13/02 at Ten.), 7 attempts
2 Byron Leftwich (10/26/03 vs. Ten.), 27 attempts,
2 Byron Leftwich (11/16/03 at Ten.), 31 attempts,
2 Byron Leftwich (12/14/03 at N.E.), 40 attempts,
2 Byron Leftwich (12/21/03 vs. N.O.), 17 attempts
2 Blaine Gabbert (10/30/11 at Hou.), 30 attempts,
2 Blaine Gabbert (12/11/11 vs. T.B.), 33 attempts

MOST CONSECUTIVE GAMES WITH NO PASSES INTERCEPTED

8 David Garrard (9/9/07 - 11/25/07)
6 David Garrard (12/11/05 - 11/5/06)
5 Mark Brunell (12/1/96 - 9/22/97)
5 Mark Brunell (10/11/99 - 11/14/99)

MOST CONSECUTIVE PASSES WITHOUT AN INTERCEPTION

209 David Garrard (9/9/07 - 11/25/07)
175 David Garrard (12/4/05 - 11/12/06)
172 Mark Brunell (11/24/96 - 9/28/97)
155 David Garrard (11/22/09 - 12/17/09)
148 Mark Brunell (10/3/99 - 11/21/99)

LOWEST INTERCEPTION RATE

Career (minimum 125 attempts)
2.37 Mark Brunell (1995-2003), 86 of 3,616 attempts
2.37 David Garrard (2002-10), 54 of 2,281 attempts
2.66 Blaine Gabbert (2011), 11 of 413 attempts
2.68 Byron Leftwich (2003-06), 36 of 1,344 attempts
2.78 Quinn Gray (2003-07), 5 of 180 attempts
3.20 Jonathan Quinn (1998-2001), 4 of 125 attempts

Season (minimum 140 attempts)

0.06 David Garrard (2005), 1 of 168 attempts
0.09 David Garrard (2007), 3 of 325 attempts
0.17 Byron Leftwich (2005), 5 of 302 attempts
1.61 Mark Brunell (1997), 7 of 435 attempts
1.68 Mark Brunell (2002), 7 of 416 attempts

HIGHEST COMPLETION PERCENTAGE

Career (minimum 140 completions)

61.6 David Garrard (2002-10), 1,406 of 2,281 attempts
60.4 Mark Brunell (1995-2003), 2,184 of 3,612 attempts
58.7 Byron Leftwich (2003-06), 789 of 1,344 attempts
56.1 Quinn Gray (2003-07), 101 of 180 attempts
52.8 Jonathan Quinn (1998-2001), 66 of 125 attempts

Season (minimum 70 completions)

64.5 David Garrard (2010), 236 of 366 attempts
64.0 David Garrard (2007), 208 of 325 attempts
63.4 Mark Brunell (1996), 353 of 557 attempts
62.6 David Garrard (2008), 335 of 535 attempts
61.1 Mark Brunell (2001), 289 of 473 attempts

Game (minimum 15 completions)

85.2 Mark Brunell (9/7/03 at Car.), 23 of 27 attempts
83.3 Rob Johnson (8/31/97 at Bal.), 20 of 24 attempts
83.3 Mark Brunell (10/29/00 at Dall.), 20 of 24 attempts
82.8 David Garrard (12/2/07 at Ind.), 24 of 29 attempts
81.0 David Garrard (10/31/10 at Dal.), 17 of 21 attempts
80.0 Mark Brunell (10/6/96 at N.O.), 28 of 35 attempts
80.0 David Garrard (10/10/10 at Buf.), 16 of 20 attempts

HIGHEST PASSER RATING

Career (minimum 250 attempts)

85.8 David Garrard (2002-10)
85.4 Mark Brunell (1995-2003)
80.5 Byron Leftwich (2003-06)

Season (among qualifiers)

102.2 David Garrard (2007)
#91.2 Mark Brunell (1997)
#AFC Leader
90.8 David Garrard (2010)
89.9 Mark Brunell (1998)
89.3 Byron Leftwich (2005)
85.7 Mark Brunell (2002)

HIGHEST AVERAGE GAIN PER ATTEMPT

Career (minimum 250 attempts)

7.11 Mark Brunell (1995-2003), 3,612 attempts, 25,698 yards
7.02 David Garrard (2002-10), 2,281 attempts, 16,003 yards
6.73 Byron Leftwich (2003-06), 1,344 attempts, 9,042 yards

Season (minimum 150 attempts)

*7.84 Mark Brunell (1996), 557 attempts, 4,367 yards
*NFL Leader
7.72 David Garrard (2007), 325 attempts, 2,509 yards
7.54 Mark Brunell (1997), 435 attempts, 3,281 yards
7.47 David Garrard (2010), 366 attempts, 2,734 yards
7.35 Mark Brunell (1998), 354 attempts, 2,601 yards

Game (minimum 20 attempts)
12.38 David Garrard (10/21/10 at Dallas), 21 attempts, 260 yards
12.25 Rob Johnson (8/31/97 at Baltimore), 24 attempts, 294 yards
12.00 Byron Leftwich (10/5/03 vs. San Diego), 28 attempts, 336 yards
11.85 Mark Brunell (11/1/98 at Baltimore), 20 attempts, 237 yards
11.70 Mark Brunell (11/21/99 vs. New Orleans), 30 attempts, 351 yards
11.08 Mark Brunell (9/22/96 at New England), 39 attempts, 432 yards

MOST 400-YARD PASSING GAMES

Career
2 Mark Brunell (1995-2003)
Season
2 Mark Brunell (1996)

MOST 300-YARD PASSING GAMES

Career
22 Mark Brunell (1995-2003)
6 David Garrard (2002-10)
4 Byron Leftwich (2003-06)
2 Quinn Gray (2003-07)
Season
6 Mark Brunell (1996)
3 Mark Brunell (1997, 1999, 2000)
3 Byron Leftwich (2004)
3 David Garrard (2009)

MOST CONSECUTIVE 300-YARD PASSING GAMES

3 Mark Brunell (11/21/99 - 12/2/99)
2 Mark Brunell (11/24/96 - 12/1/96)
2 Mark Brunell (9/3/00 - 9/10/00)
2 Byron Leftwich (10/3/04 - 10/10/04)

LONGEST PASS COMPLETIONS

84t Byron Leftwich to Troy Edwards (9/28/03 at Houston)
80t Quinn Gray to Reggie Williams (11/4/07 at New Orleans)
79t Mark Brunell to Patrick Johnson (9/15/02 at Kansas City)
78t Mark Brunell to Fred Taylor (11/1/98 at Baltimore)
75 Mark Brunell to Jimmy Smith (11/9/97 vs. Kansas City)
75 David Garrard to Maurice Jones-Drew (11/21/10 vs. Cleveland)
74+ Blaine Gabbert to Jason Hill (10/9/11 vs. Cincinnati)

LONGEST TOUCHDOWN PASS

84 Byron Leftwich to Troy Edwards (9/28/03 at Houston)
80 Quinn Gray to Reggie Williams (11/4/07 at New Orleans)
79 Mark Brunell to Patrick Johnson (9/15/02 at Kansas City)
78 Mark Brunell to Fred Taylor (11/1/98 at Baltimore)
74 Blaine Gabbert to Jason Hill (10/9/11 vs. Cincinnati)





INDIVIDUAL RECORDS / REGULAR SEASON

RUSHING

MOST RUSHING YARDS

Career	11,271 Fred Taylor (1998-2008), 2,428 attempts
6,854 Maurice Jones-Drew (2006-11), 1,484 attempts	
2,951 James Stewart (1995-99), 765 attempts	
2,219 Mark Brunell (1995-2002), 429 attempts	
1,746 David Garrard (2002-10), 380 attempts	
1,498 Stacey Mack (1999-2002), 372 attempts	
1,330 Natrone Means (1996-97), 396 attempts	
903 Greg Jones (2004-11), 265 attempts	
Season	*1,606 Maurice Jones-Drew (2011), 343 attempts *NFL Leader
1,572 Fred Taylor (2003), 345 attempts	
1,399 Fred Taylor (2000), 292 attempts	
1,391 Maurice Jones-Drew (2009), 312 attempts	
1,324 Maurice Jones-Drew (2010), 299 attempts	
1,314 Fred Taylor (2002), 287 attempts	
1,224 Fred Taylor (2004), 260 attempts	
1,223 Fred Taylor (1998), 264 attempts	
Game	234 Fred Taylor (11/19/00 at Pit.), 30 attempts
194 Fred Taylor (12/21/03 vs. N.O.), 34 attempts	
186 Maurice Jones-Drew (12/5/10 at Ten.), 31 attempts	
183 Fred Taylor (12/6/98 vs. Det.), 32 attempts	
181 Fred Taylor (12/3/00 vs. Cle.), 30 attempts	
177 Maurice Jones-Drew (11/1/09 at Ten.), 8 attempts	
169 Maurice Jones-Drew (1/1/12 vs. Ind.), 25 attempts	
166 Maurice Jones-Drew (12/10/06 vs. Ind.), 15 attempts	

MOST RUSHING YARDS, ROOKIE

Season	1,223 Fred Taylor (1998), 264 attempts
941 Maurice Jones-Drew (2006), 166 attempts	
525 James Stewart (1995), 137 attempts	
294 Elvis Joseph (2001), 68 attempts	
212 LaBrandon Toefield, (2003), 53 attempts	
Game	183 Fred Taylor (12/6/98 vs. Det.), 32 attempts
166 Maurice Jones-Drew (12/10/06 vs. Ind.), 15 attempts	
131 Maurice Jones-Drew (12/24/06 vs. N.E.), 19 attempts	
128 Fred Taylor (9/20/98 vs. Bal.), 23 attempts	
128 Fred Taylor (11/15/98 vs. T.B.), 20 attempts	

MOST RUSHING ATTEMPTS

Career	2,428 Fred Taylor (1998-2008), 11,271 yards
1,484 Maurice Jones-Drew (2006-11), 6,854 yards	
765 James Stewart (1995-99), 2,951 yards	
429 Mark Brunell (1995-2003), 2,219 yards	
396 Natrone Means (1996-97), 1,330 yards	
380 David Garrard (2002-10), 1,746 yards	
372 Stacey Mack (1999-2002), 1,498 yards	
Season	345 Fred Taylor (2003), 1,572 yards
343 Maurice Jones-Drew (2011), 1,606 yards	
312 Maurice Jones-Drew (2009), 1,391 yards	
299 Maurice Jones-Drew (2010), 1,324 yards	
292 Fred Taylor (2000), 1,399 yards	
287 Fred Taylor (2002), 1,314 yards	
264 Fred Taylor (1998), 1,223 yards	
260 Fred Taylor (2004), 1,224 yards	
Game	37 Fred Taylor (9/25/05 at N.Y. Jets), 98 yards
34 Fred Taylor (12/21/03 vs. N.O.), 194 yards	
33 Maurice Jones-Drew (10/18/09 vs. Stl.), 133 yards	
32 Fred Taylor (12/6/98 vs. Det.), 183 yards	
32 Fred Taylor (12/17/00 at Cin.), 110 yards	
32 Fred Taylor (11/23/03 at N.Y. Jets), 142 yards	
31 Fred Taylor (10/29/00 at Dal.), 107 yards	
31 Maurice Jones-Drew (12/5/10 at Ten.), 186 yards	

MOST RUSHING ATTEMPTS, ROOKIE

Season	264 Fred Taylor (1998), 1,223 yards
166 Maurice Jones-Drew (2006), 941 yards	
137 James Stewart (1995), 525 yards	
68 Elvis Joseph (2001), 294 yards	
62 Greg Jones (2004), 162 yards	
Game	32 Fred Taylor (12/6/98 vs. Det.), 183 yards
27 Fred Taylor (11/7/98 vs. Cin.), 118 yards	
25 Fred Taylor (9/27/98 at Ten.), 116 yards	
25 Maurice Jones-Drew (12/17/06 at Ten.), 98 yards	

MOST RUSHING TOUCHDOWNS

Career	62 Fred Taylor (1998-2008)
62 Maurice Jones-Drew (2006-11)	
33 James Stewart (1995-99)	
19 Stacey Mack (1999-2002)	
17 David Garrard (2002-10)	
14 Mark Brunell (1995-2003)	
Season	15 Maurice Jones-Drew (2009)
14 Fred Taylor (1998)	
13 James Stewart (1999)	
13 Maurice Jones-Drew (2006)	
12 Fred Taylor (2000)	
12 Maurice Jones-Drew (2008)	
Game	5 James Stewart (10/12/97 vs. Phi.)
3 8 times, last Maurice Jones-Drew (10/18/09 vs. Stl.)	

MOST RUSHING TOUCHDOWNS, ROOKIE

Season	14 Fred Taylor (1998)
13 Maurice Jones-Drew (2006)	
3 Greg Jones (2004)	
2 James Stewart (1995)	
2 David Garrard (2002)	
2 LaBrandon Toefield (2003)	
Game	3 Fred Taylor (11/15/98 vs. T.B.)
2 Fred Taylor (10/12/98 vs. Miami),	
2 Fred Taylor (12/6/98 vs. Detroit),	
2 Fred Taylor (11/9/03 vs. Ind.)	
2 David Garrard (10/13/02 at Ten.)	
2 Maurice Jones-Drew (10/8/06 vs. N.Y.J.),	
2 Maurice Jones-Drew (12/10/06 vs. Ind.),	
2 Maurice Jones-Drew (12/24/06 vs. N.E.)	

Game	3 Fred Taylor (11/15/98 vs. T.B.)
2 Fred Taylor (10/12/98 vs. Miami),	
2 Fred Taylor (12/6/98 vs. Detroit),	
2 Fred Taylor (11/9/03 vs. Ind.)	
2 David Garrard (10/13/02 at Ten.)	
2 Maurice Jones-Drew (10/8/06 vs. N.Y.J.),	
2 Maurice Jones-Drew (12/10/06 vs. Ind.),	
2 Maurice Jones-Drew (12/24/06 vs. N.E.)	

MOST CONSECUTIVE GAMES WITH A RUSHING TOUCHDOWN

8 Maurice Jones-Drew (11/12/06 - 12/31/06)
5 Maurice Jones-Drew (10/18/09 - 11/22/09)
4 6 times, last Maurice Jones-Drew (11/11/07 - 12/2/07)

HIGHEST RUSHING AVERAGE

Career (minimum 100 attempts)	5.4 Rashad Jennings (2009-10) 123 attempts, 661 yards
5.2 Mark Brunell (1995-2003), 429 attempts, 2,219 yards	
4.6 Maurice Jones-Drew (2006-11), 1,484 attempts, 6,854 yards	
4.6 David Garrard (2002-10), 380 attempts, 1,746 yards	
4.6 Fred Taylor (1998-2008), 2,428 attempts, 11,271 yards	
4.0 Stacey Mack (1999-2002), 372 attempts, 1,498 yards	
3.9 James Stewart (1995-99), 765 attempts, 2,951 yards	
Season (minimum 50 attempts)	7.2 Mark Brunell (1995), 67 attempts, 480 yards
5.7 Maurice Jones-Drew (2006), 166 attempts, 941 yards	
5.5 Rashad Jennings (2010), 84 attempts, 459 yards	
5.4 Fred Taylor (2007), 223 attempts, 1,202 yards	
5.0 Mark Brunell (1996), 80 attempts, 396 yards	
5.0 Fred Taylor (2006), 231 attempts, 1,146 yards	
4.8 Fred Taylor (2000), 292 attempts, 1,399 yards	
Game (minimum 10 attempts)	11.1 Maurice Jones-Drew (12/10/06 vs. Hou.), 12 for 125 yards
10.4 Maurice Jones-Drew (10/14/07 vs. Ind.), 15 for 166 yards	
8.5 Fred Taylor (10/31/99 at Cin.), 15 for 128 yards	
7.9 Maurice Jones-Drew (9/24/06 at Ind.), 13 for 103 yards	
7.8 Fred Taylor (11/19/00 at Pit.), 30 for 234 yards	
7.8 Stacey Mack (12/30/01 vs. K.C.), 16 for 125 yards	

MOST 200-YARD RUSHING GAMES

Career	1 Fred Taylor (1998-2008)
Season	1 Fred Taylor (2000)

MOST 100-YARD RUSHING GAMES

Career	47 Fred Taylor (1998-2008)
25 Maurice Jones-Drew (2006-11)	
6 James Stewart (1995-99)	
3 Stacey Mack (1999-2002)	
2 Greg Jones (2004-09)	
2 Rashad Jennings (2009-10)	
Season	9 Fred Taylor (2000)
7 Fred Taylor (2003)	
7 Maurice Jones-Drew (2010)	
6 Fred Taylor (1998)	
6 Maurice Jones-Drew (2011)	
5 Fred Taylor (2002, 2004, 2007)	
5 Maurice Jones-Drew (2009)	

MOST CONSECUTIVE 100-YARD RUSHING GAMES

9 Fred Taylor (10/16/00 to 12/17/00)
6 Maurice Jones-Drew (10/31/10 to 12/12/10)
5 Fred Taylor (11/25/07 to 12/23/07)
3 Fred Taylor (11/14/04 to 11/28/04)
3 Stacey Mack (12/16/01 to 12/30/01)
3 Fred Taylor (11/23/03 to 12/7/03)
3 Maurice Jones-Drew (12/15/11 to 1/1/12)

LONGEST RUNS FROM SCRIMMAGE

80t Fred Taylor (12/9/07 vs. Carolina)
80t Maurice Jones-Drew (11/1/09 at Ten.)
79t Maurice Jones-Drew (11/1/09 at Ten.)
77t Fred Taylor (10/12/98 vs. Miami)
76 Fred Taylor (12/10/06 vs. Ind.)
76 Fred Taylor (10/14/07 vs. Houston)
74t Maurice Jones-Drew (12/24/06 vs. N.E.)
74t Rashad Jennings (12/12/10 vs. Oak.)

LONGEST TOUCHDOWN RUNS

80 Fred Taylor (12/9/07 vs. Carolina)
80 Maurice Jones-Drew (11/1/09 at Ten.)
79 Maurice Jones-Drew (11/1/09 at Ten.)
77 Fred Taylor (10/12/98 vs. Miami)
74 Maurice Jones-Drew (12/24/06 vs. N.E.)
74 Rashad Jennings (12/12/10 vs. Oak.)
71 Fred Taylor (10/30/05 at St. Louis)
70 Fred Taylor (11/15/98 vs. Tampa Bay)





INDIVIDUAL RECORDS / REGULAR SEASON

RECEIVING

MOST RECEPTIONS

Career	862 Jimmy Smith (1995-2005), 12,287 yards, 67 TD
499 Keenan McCardell (1996-2001), 6,393 yards, 30 TD	
286 Fred Taylor (1998-2008), 2,361 yards, 8 TD	
278 Maurice Jones-Drew (2006-11), 2,473 yards, 10 TD	
241 Kyle Brady (1999-2006), 2,500 yards, 13 TD	
220 Mercedes Lewis (2006-11), 2,684 yards, 17 TD	
191 Pete Mitchell (1995-98, 2002), 2,091 yards, 11 TD	
Season	
*116 Jimmy Smith (1999), 1,636 yards, 6 TD *NFL Leader	
112 Jimmy Smith (2001), 1,373 yards, 8 TD	
94 Keenan McCardell (2000), 1,207 yards, 5 TD	
93 Keenan McCardell (2001), 1,110 yards, 6 TD	
91 Jimmy Smith (2000), 1,213 yards, 8 TD	
85 Keenan McCardell (1996), 1,129 yards, 3 TD	
85 Keenan McCardell (1997), 1,164 yards, 5 TD	
Game	
16 Keenan McCardell (10/20/96 at Stl.), 232 yards	
15 Jimmy Smith (9/10/00 at Bal.), 291 yards, 3 TD	
14 Jimmy Smith (1/2/00 vs. Cin.), 165 yards	
11 Keenan McCardell (12/7/97 vs. N.E.), 152 yards, 2 TD	
11 Keenan McCardell (10/8/00 vs. Pit.), 137 yards, 1 TD	
11 Keenan McCardell (12/23/00 at N.Y.G.), 131 yards	
MOST RECEPTIONS, ROOKIE	
Season	
48 Mike Thomas (2009), 453 yards, 1 TD	
46 Maurice Jones-Drew (2006), 436 yards, 2 TD	
44 Fred Taylor (1998), 421 yards, 3 TD	
41 Pete Mitchell (1995), 527 yards, 2 TD	
36 Matt Jones (2005), 432 yards, 5 TD	
32 Alvin Pearman (2005), 240 yards, 0 TD	
27 Reggie Williams (2004), 268 yards, 1 TD	
Game	
10 Pete Mitchell (11/19/95 at T.B.), 161 yards, 1 TD	
9 Fred Taylor (9/20/98 vs. Bal.), 85 yards	
8 Zach Miller (1/3/10 at Cle.), 69 yards, 2 TD	
7 Fred Taylor (12/13/98 vs. Ten.), 32 yards	
7 Maurice Jones-Drew (10/22/06 at Hou.), 58 yards	
7 Mike Thomas (1/3/10 at Cle.), 65 yards	
7 Mike Thomas (10/18/09 vs. Stl.), 52 yards	

MOST RECEIVING YARDS

Career	12,287 Jimmy Smith (1995-2005), 862 receptions, 67 TD
6,393 Keenan McCardell (1996-2001), 499 receptions, 30 TD	
2,684 Mercedes Lewis (2006-11), 220 receptions, 17 TD	
2,500 Kyle Brady (1999-2006), 241 receptions, 13 TD	
2,473 Maurice Jones-Drew (2006-11), 278 receptions, 10 TD	
2,361 Fred Taylor (1998-2008), 286 receptions, 8 TD	
2,322 Reggie Williams (2004-08), 189 receptions, 18 TD	
2,153 Matt Jones (2005-08), 166 receptions, 15 TD	
2,120 Ernest Wilford (2004-07, 2009-10), 153 receptions, 15 TD	
Season	
1,636 Jimmy Smith (1999), 116 receptions, 6 TD	
1,373 Jimmy Smith (2001), 112 receptions, 8 TD	
1,324 Jimmy Smith (1997), 82 receptions, 4 TD	
1,244 Jimmy Smith (1996), 83 receptions, 7 TD	
1,213 Jimmy Smith (2000), 91 receptions, 8 TD	
Game	
291 Jimmy Smith (9/10/00 at Bal.), 15 receptions, 3 TD	
232 Keenan McCardell (10/20/96 at Stl.), 16 receptions	
220 Jimmy Smith (11/21/99 vs. N.O.), 9 receptions	
165 Jimmy Smith (1/2/00 vs. Cin.), 14 receptions	
164 Jimmy Smith (9/22/97 vs. Pit.), 10 receptions, 1 TD	

MOST RECEIVING YARDS, ROOKIE

Season	
527 Pete Mitchell (1995), 41 receptions, 2 TD	
453 Mike Thomas (2009), 48 receptions, 1 TD	
436 Maurice Jones-Drew (2006), 46 rec., 2 TD	
432 Matt Jones (2005), 36 receptions, 5 TD	
421 Fred Taylor (1998), 44 receptions, 3 TD	
271 Ernest Wilford (2004), 19 receptions, 2 TD	
Game	
161 Pete Mitchell (11/19/95 at T.B.), 10 receptions, 1 TD	
117 Matt Jones (11/13/05 vs. Bal.), 5 receptions, 1 TD	
85 Fred Taylor (9/20/98 vs. Bal.), 9 receptions	

MOST RECEIVING TOUCHDOWNS

Career	67 Jimmy Smith (1995-2005), 862 receptions
30 Keenan McCardell (1996-2001), 499 receptions	
18 Reggie Williams (2004-08), 189 receptions	
17 Mercedes Lewis (2006-11), 191 receptions	
15 Matt Jones (2005-08), 181 receptions	
15 Ernest Wilford (2004-07, 2009-10), 153 receptions	
14 Mike Sims-Walker (2008-11), 122 receptions	
13 Kyle Brady (1999-2006), 241 receptions	
Season	
10 Reggie Williams (2007), 38 rec.	
10 Mercedes Lewis (2010), 58 rec.	
8 Jimmy Smith (1998), 78 rec.	
8 Jimmy Smith (2000), 91 rec.	
8 Jimmy Smith (2001), 112 rec.	
Game	
3 Jimmy Smith (9/10/00 at Bal.), 15 rec.	
2 23 times, last Maurice Jones-Drew (12/11/11 vs. T.B.), 6 rec.	

MOST RECEIVING TOUCHDOWNS, ROOKIE

Season	
5 Matt Jones (2005), 36 receptions	
3 Fred Taylor (1998), 44 receptions	
2 7 times, last Zach Miller (2009), 21 receptions	

MOST CONSECUTIVE GAMES WITH A RECEPTION

80 Jimmy Smith (10/29/95 - 10/22/00)	
76 Jimmy Smith (9/9/01 - 1/1/06)	
65 Maurice Jones-Drew (12/10/06 - 12/19/10)	
49 Keenan McCardell (12/28/98 - 1/6/02)	
40 Keenan McCardell (9/1/96 - 11/1/98)	

MOST CONSECUTIVE GAMES WITH A RECEIVING TOUCHDOWN

4 Reggie Williams (12/9/07 - 12/30/07)	
3 9 times, last Mike Thomas (10/31/10 - 11/21/10)	

HIGHEST AVERAGE PER RECEPTION

Career (minimum 40 receptions)	
14.3 Jimmy Smith (1995-2005), 862 receptions, 12,287 yards	
13.9 Ernest Wilford (2004-07, 2009-10), 153 receptions, 2,120 yards	
13.5 Mike Sims-Walker (2008-11), 123 receptions, 1,659 yards	
13.4 Damon Jones (1997-2001), 41 receptions, 550 yards	
Season (minimum 20 receptions)	
16.6 Ernest Wilford (2005), 41 receptions, 681 yards	
16.6 Reggie Williams (2007), 38 receptions, 629 yards	
16.2 Mercedes Lewis (2009), 32 receptions, 518 yards	
16.1 Jimmy Smith (1997), 82 receptions, 1,324 yards	
15.8 Jimmy Smith (2004), 74 receptions, 1,172 yards	
Game (minimum 4 receptions)	
29.5 Ernest Wilford (12/24/05 at Hou.) 4 receptions, 118 yards	
28.8 Andre Rison (9/22/96 at N.E.), 4 receptions, 115 yards	
28.0 Jimmy Smith (11/9/97 vs. K.C.), 4 receptions, 112 yards	
27.0 Jimmy Smith (10/13/96 vs. N.Y. Jets), 5 receptions, 135 yards	
26.0 Jimmy Smith (12/26/99 at Ten.), 4 receptions, 104 yards	
26.0 Keenan McCardell (11/12/00 vs. Sea.), 6 receptions, 156 yards	

HIGHEST AVERAGE PER RECEPTION, ROOKIE

Season (minimum 20 receptions)	
12.9 Pete Mitchell (1995), 41 receptions, 527 yards	
12.0 Matt Jones (2005), 36 receptions, 432 yards	
10.1 Zach Miller (2009), 21 receptions, 212 yards	
9.9 Reggie Williams (2004), 27 receptions, 268 yards	
9.6 Fred Taylor (1998), 44 receptions, 421 yards	
9.5 Maurice Jones-Drew (2006), 46 receptions, 436 yards	
Game (minimum 4 receptions)	
23.4 Matt Jones (11/13/05 vs. Bal.) 5 receptions, 117 yards	
16.1 Pete Mitchell (11/19/95 at T.B.), 10 receptions, 161 yards	
15.5 Reggie Williams (12/12/04 vs. Chi.), 4 receptions, 62 yards	
15.5 Mike Thomas (11/29/09 at S.F.), 4 receptions, 62 yards	
14.0 Maurice Jones-Drew (11/12/06 vs. Hou.), 4 receptions, 56 yards	
13.8 Mike Thomas (11/1/09 at Ten.), 4 receptions, 55 yards	

MOST 200-YARD RECEIVING GAMES

Career	2 Jimmy Smith (1995-2005)
1 Keenan McCardell (1996-2001)	
Season	
1 Keenan McCardell (1996)	
1 Jimmy Smith (1999)	
1 Jimmy Smith (2000)	

MOST 100-YARD RECEIVING GAMES

Career	46 Jimmy Smith (1995-2005)
19 Keenan McCardell (1996-2001)	
6 Matt Jones (2005-08)	
Season	
9 Jimmy Smith (1999)	
6 Jimmy Smith (1997)	
6 Jimmy Smith (2001)	
5 Jimmy Smith (1998)	
5 Jimmy Smith (2000)	
5 Keenan McCardell (2000)	

MOST 100-YARD RECEIVING GAMES, ROOKIE

Season	
1 Pete Mitchell (1995)	
1 Matt Jones (2005)	

MOST CONSECUTIVE 100-YARD RECEIVING GAMES

3 Jimmy Smith (8/31/97 - 9/22/97)	
3 Jimmy Smith (11/9/97 - 11/23/97)	
3 Jimmy Smith (11/29/98 - 12/13/98)	
3 Jimmy Smith (9/12/99 - 9/26/99)	
3 Jimmy Smith (11/21/99 - 12/2/99)	
3 Jimmy Smith (12/19/99 - 1/2/00)	

LONGEST RECEPTIONS

84t Troy Edwards from Byron Leftwich (9/28/03 at Houston)	
80t Reggie Williams from Quinn Gray (11/4/07 at New Orleans)	
79t Patrick Johnson from Mark Brunell (9/15/02 at Kansas City)	
78t Fred Taylor from Mark Brunell (11/1/98 at Baltimore)	
75 Jimmy Smith from Mark Brunell (11/9/97 vs. Kansas City)	
75 Maurice Jones-Drew from David Garrard (11/21/10 vs. Cleveland)	
74t Jason Hill from Blaine Gabbert (10/9/11 vs. Cincinnati)	





INDIVIDUAL RECORDS / REGULAR SEASON

RECEIVING

LONGEST TOUCHDOWN RECEPTIONS

84	Troy Edwards from Byron Leftwich (9/28/03 at Houston)
80	Reggie Williams from Quinn Gray (11/4/07 at New Orleans)
79	Patrick Johnson from Mark Brunell (9/15/02 at Kansas City)
78	Fred Taylor from Mark Brunell (11/1/98 at Baltimore)
74	Jason Hill from Blaine Gabbert (10/9/11 vs. Cincinnati)
72	Jimmy Smith from Mark Brunell (9/20/98 vs. Baltimore)

YARDS FROM SCRIMMAGE

(rushing and receiving)

Career	
13,632	Fred Taylor (1998-2008), 11,271 rushing, 2,361 receiving
12,286	Jimmy Smith (1995-2005), -1 rushing, 12,287 receiving
9,327	Maurice Jones-Drew (2006-11), 6,854 rushing, 2,473 receiving
6,393	Keenan McCardell (1996-2001), 0 rushing, 6,393 receiving
3,804	James Stewart (1995-99), 2,951 rushing, 853 receiving
2,684	Mercedes Lewis (2006-11) 0 rushing, 2,684 receiving
Season	
1,980	Maurice Jones-Drew (2011) 1,606 rushing, 374 receiving
1,942	Fred Taylor (2003), 1,572 rushing, 370 receiving
1,765	Maurice Jones-Drew (2009), 1,391 rushing, 374 receiving
1,722	Fred Taylor (2002), 1,314 rushing, 408 receiving
1,644	Fred Taylor (1998), 1,223 rushing, 421 receiving
1,641	Maurice Jones-Drew (2010), 1,324 rushing, 317 receiving
Game	
291	Jimmy Smith (9/10/00 at Baltimore), 0 rushing, 291 receiving
248	Fred Taylor (11/19/00 at Pittsburgh), 234 rushing, 14 receiving
237	Fred Taylor (9/29/02 at N.Y. Jets) 142 rushing, 95 receiving
232	Keenan McCardell (10/20/96 at Stl.), 0 rushing, 232 receiving
225	Fred Taylor (12/21/03 vs. N.O.) 194 rushing, 31 receiving
220	Jimmy Smith (11/21/99 vs. N.O.), 0 rushing, 220 receiving
220	Maurice Jones-Drew (11/21/10 vs. Cle.), 133 rushing, 87 receiving
By Rookie, Season	
1,644	Fred Taylor (1998), 1,223 rushing, 421 receiving
1,377	Maurice Jones-Drew (2006), 941 rushing, 436 receiving
715	James Stewart (1995), 525 rushing, 190 receiving

ALL-PURPOSE YARDS

(rushing, receiving and returns)

Career	
13,632	Fred Taylor (1998-2008), 11,271 rush, 2,361 receiving, 0 ret.
12,875	Jimmy Smith (1995-2005), -1 rush, 12,287 receiving, 589 ret.
11,510	Maurice Jones-Drew (2006-11), 6,854 rush, 2,473 receiving, 2,183 ret.
6,495	Keenan McCardell (1996-2001), 0 rush, 6,393 receiving, 102 ret.
3,804	James Stewart (1995-99), 2,951 rush, 853 receiving, 0 ret.
Season	
2,250	Maurice Jones-Drew (2006), 941 rushing, 436 receiving, 873 ret.
2,014	Maurice Jones-Drew (2007), 768 rushing, 407 receiving, 839 ret.
1,980	Maurice Jones-Drew (2011) 1,606 rush, 374 receiving, 0 ret.
1,942	Fred Taylor (2003), 1,572 rushing, 370 receiving, 0 ret.
1,886	Maurice Jones-Drew (2009), 1,391 rush, 374 receiving, 121 ret.
1,739	Maurice Jones-Drew (2008), 824 rush, 565 receiving, 350 ret.
Game	
303	Maurice Jones-Drew (12/10/06 vs. Ind.), 166 rush, 15 receiving, 122 ret.
291	Jimmy Smith (9/10/00 at Baltimore), 0 rush, 291 receiving, 0 ret.
260	Maurice Jones-Drew (10/14/07 vs. Hou.), 125 rush, 59 receiving, 76 ret.
248	Fred Taylor (11/19/00 at Pittsburgh), 234 rush, 14 receiving, 0 ret.
244	Maurice Jones-Drew (9/24/06 at Ind.), 103 rush, 32 receiving, 109 ret.
By Rookie, Season	
2,250	Maurice Jones-Drew (2006), 941 rush, 436 receiving, 873 ret.
1,644	Fred Taylor (1998), 1,223 rush, 421 receiving, 0 ret.
1,418	Deji Karim (2010), 160 rush, 10 receiving, 1,248 ret.
1,301	Mike Thomas (2009), 86 rush, 453 receiving, 762 ret.
993	Derrick Wimbush (2005) 12 rush, 26 receiving, 955 ret.
986	Alvin Pearman (2005) 149 rush, 240 receiving, 597 ret.

PUNTING

MOST PUNTS

Career	
456	Bryan Barker (1995-2000), 43.5 avg.
424	Chris Hanson (2001-06), 42.9 avg.
229	Adam Podlesh (2007-10), 42.6 avg.
Season	
85	Bryan Barker (1998), 45.0 average
84	Chris Hanson (2004), 42.8 average
82	Bryan Barker (1995), 43.8 average
82	Chris Hanson (2001), 43.6 average
82	Chris Hanson (2005), 42.9 average
Game	
10	Adam Podlesh (11/16/08 vs. Ten.), 409 yards
9	Bryan Barker (10/29/95 at Pit.), 369 yards
9	Bryan Barker (11/14/99 vs. Bal.), 383 yards
9	Bryan Barker (9/25/00 at Ind.), 389 yards
9	Chris Hanson (9/19/04 vs. Den.), 397 yards
9	Chris Hanson (10/16/05 at Pit.), 422 yards
9	Nick Harris (11/27/11 vs. Hou.), 380 yards
9	Nick Harris (12/24/11 at Ten.), 406 yards

HIGHEST GROSS PUNTING AVERAGE

Career (minimum 50 punts)	
43.5	Bryan Barker (1995-2000), 456 punts
42.9	Chris Hanson (2001-06), 424 punts
42.7	Nick Harris (2011), 72 punts
42.6	Adam Podlesh (2007-10), 229 punts
Season (minimum 40 punts)	
45.0	Bryan Barker (1998), 85 punts
44.9	Bryan Barker (1997), 66 punts
44.2	Chris Hanson (2002), 81 punts
43.8	Bryan Barker (1995), 82 punts
43.8	Adam Podlesh (2010), 57 punts
Game (minimum 4 punts)	
53.8	Bryan Barker (10/19/97 at Dal.), 5 punts
53.2	Chris Hanson (9/29/02 vs. N.Y. Jets), 5 punts
52.4	Bryan Barker (10/18/98 at Buf.), 5 punts

HIGHEST NET PUNTING AVERAGE

Career (minimum 50 punts)	
37.9	Nick Harris (2011), 72 punts
37.8	Adam Podlesh (2007-10), 229 punts
37.2	Bryan Barker (1995-2000), 456 punts
35.9	Chris Hanson (2001-06), 424 punts
Season (minimum 40 punts)	
39.2	Adam Podlesh (2010), 57 punts
38.8	Bryan Barker (1997), 66 punts
*38.6	Bryan Barker (1995), 82 punts
	*NFL Leader
38.5	Bryan Barker (1998), 85 punts
38.3	Adam Podlesh (2009), 72 punts
Game (minimum 4 punts)	
49.8	Adam Podlesh (12/23/07 vs. Oak.), 4 punts
48.2	Chris Hanson (11/10/02 vs. Was.), 5 punts
47.3	Adam Podlesh (12/19/10 at Ind.), 4 punts
47.2	Chris Hanson (9/25/05 at N.Y. Jets), 6 punts
46.8	Bryan Barker (11/2/97 at Ten.), 4 punts

LONGEST PUNTS

83	Bryan Barker (10/11/99 at N.Y. Jets), net 72
76	Adam Podlesh (10/28/07 at T.B.), net 76
74	Chris Hanson (11/20/05 at Ten.), net 74
69	Chris Hanson (9/12/04 at Buf.), touchback
65	Bryan Barker (10/18/98 at Buf.), touchback
65	Bryan Barker (10/1/00 vs. Pit.), net 52
65	Matt Turk (9/11/11 vs. Ten.), touchback

MOST PUNTS INSIDE THE 20

Career (minimum 50 punts)

151	Bryan Barker (1995-2000)
136	Chris Hanson (2001-06)
75	Adam Podlesh (2007-10)

Season

33	Chris Hanson (2005)
32	Bryan Barker (1999)
29	Bryan Barker (2000)
28	Chris Hanson (2004)
28	Bryan Barker (1998)

Game

8	Bryan Barker (11/14/99 vs. Bal.)
6	Bryan Barker (10/3/99 vs. Pit.)
5	Bryan Barker (11/9/97 vs. K.C.)

FEWEST TOUCHBACKS

Career (minimum 50 punts)

5	Nick Harris (2011), 72 punts
19	Adam Podlesh (2007-10), 229 punts
43	Bryan Barker (1995-2000), 456 punts
50	Chris Hanson (2001-06), 424 punts

Season

2	Adam Podlesh (2007), 54 punts
3	Steve Weatherford (2008), 21 punts
5	5 times, last Adam Podlesh (2009), 72 punts

MOST CONSECUTIVE PUNTS WITHOUT A BLOCK

456	Bryan Barker (1995-2000)
229	Adam Podlesh (2007-10)
168	Chris Hanson (2001-03)

JACKSONVILLE
JAGUARS



INDIVIDUAL RECORDS / REGULAR SEASON

PUNT RETURNS

MOST PUNT RETURNS

Career
146 Reggie Barlow (1996-2000), 1,581 yards
81 Alvin Pearman (2005-06, 2008), 693 yards
67 Mike Thomas (2009-11), 564 yards
42 David Allen (2003-04), 468 yards
39 Damon Gibson (2001-02), 333 yards

Season

49 Alvin Pearman (2005), 410 yards
43 Reggie Barlow (1998), 555 yards
38 Reggie Barlow (1999), 414 yards
38 Damon Gibson (2001), 333 yards
36 Reggie Barlow (1997), 412 yards

Game

7 Alvin Pearman (11/13/05 vs. Bal.), 59 yards
7 Alvin Pearman (12/18/05 vs. S.F.), 45 yards
6 Reggie Barlow (9/20/98 vs. Bal.), 81 yards
6 Reggie Barlow (11/14/99 vs. Bal.), 73 yards
6 Reggie Barlow (12/3/00 vs. Cle.), 64 yards
6 R. Jay Soward (10/8/00 vs. Bal.), 38 yards
6 David Allen (12/7/03 vs. Hou.), 55 yards

MOST PUNT RETURN YARDS

Career
1,581 Reggie Barlow (1996-2000), 146 returns
693 Alvin Pearman (2005-06, 2008), 81 returns
564 Mike Thomas (2009-11), 67 returns
468 David Allen (2003-04), 42 returns
348 Chris Hudson (1995-98), 32 returns

Season

555 Reggie Barlow (1998), 43 returns
414 Reggie Barlow (1999), 38 returns
412 Reggie Barlow (1997), 36 returns
410 Alvin Pearman (2005), 49 returns
358 Mike Thomas (2010), 34 returns

Game

134 Reggie Barlow (9/13/98 vs. K.C.), 3 ret.
99 Mike Thomas (12/18/10 at Ind.), 4 ret.
82 Desmond Howard (9/24/95 vs. G.B.), 4 ret.
81 Reggie Barlow (9/20/98 vs. Bal.), 6 ret.
80 Reggie Barlow (11/21/99 vs. N.O.), 2 ret.

MOST PUNT RETURN TOUCHDOWNS

Career
2 Reggie Barlow (1996-2000)
1 Bobby Shaw (2002)
1 Mike Thomas (2009-11)

Season

1 Reggie Barlow (1998, 1999)
1 Bobby Shaw (2002)
1 Mike Thomas (2010)

Game

1 Reggie Barlow (9/13/98 vs. K.C.), 85 yds
1 Reggie Barlow (11/21/99 vs. N.O.), 74 yds
1 Bobby Shaw (10/6/02 vs. Phi.), 69 yds
1 Mike Thomas (12/18/10 at Ind.), 78 yds

LONGEST PUNT RETURNS

85t Reggie Barlow (9/13/98 vs. KC)
78t Mike Thomas (12/18/10 at Ind.)
74t Reggie Barlow (11/21/99 vs. NO)
69t Bobby Shaw (10/6/02 vs. Phil)
60 Chris Hudson (10/6/96 at NO)
56 Scott Starks (12/23/07 vs. Oak)

HIGHEST AVERAGE PER PUNT RETURN

Career (minimum 20 returns)

12.4 Bobby Shaw (2002), 25 for 310 yds
11.3 Brian Witherspoon (2008-09), 24 for 270 yards
11.1 David Allen (2003-04), 42 for 468 yd
10.9 Chris Hudson (1995-98), 32 for 348 yards
10.8 Reggie Barlow (1996-2000), 146 for 1,581 yards
10.3 Desmond Howard (1995), 24 for 246 yards

Season (minimum 15 returns)

12.9 Reggie Barlow (1998), 43 for 555 yd
12.4 Bobby Shaw (2002), 25 for 310 yds
12.0 David Allen (2003), 27 for 324 yards
11.4 Reggie Barlow (1997), 36 for 412 yd
11.3 Brian Witherspoon (2008), 17 for 192 yards

Game (minimum 3 returns)

44.7 Reggie Barlow (9/13/98 vs. K.C.), 3 for 134 yards, 1 TD
26.3 Reggie Barlow (11/23/97 at Cin.), 3 for 79 yards
25.3 Reggie Barlow (11/2/97 at Ten.), 3 for 76 yards

MOST FAIR CATCHES

Career
61 Reggie Barlow (1996-2000)
31 Alvin Pearman (2005-06, 2008)
22 Damon Gibson (2001-02)
20 Dennis Northcutt (2007-08)
17 Bobby Shaw (2002)
17 David Allen (2003-04)

Season

22 Damon Gibson (2001)
17 Reggie Barlow (1999)
17 Bobby Shaw (2002)
16 Reggie Barlow (1997)
16 Alvin Pearman (2006)

Game

4 Reggie Barlow (9/7/97 vs. N.Y. Giants)
4 Damon Gibson (12/9/01 at Cle.)
4 Alvin Pearman (11/12/06 vs. Hou.)
4 Dennis Northcutt (9/16/07 vs. Atl.)
4 Brian Witherspoon (11/16/08 vs. Ten.)

KICKOFF RETURNS

MOST KICKOFF RETURNS

Career
79 Maurice Jones-Drew (2006-11), 2,054 yds
77 Deji Karim (2010-11), 1,900 yards
76 B. Witherspoon (2008-09), 1,818 yds
70 R. Barlow (1996-2000), 1,634 yds
58 Willie Jackson (1995-97), 1,206 yds

Season

52 Brian Witherspoon (2008), 1,250 yds
50 Deji Karim (2010), 1,248 yards
41 David Allen (2003), 831 yards
39 Derrick Wimbush (2005), 955 yards
33 Shyrone Stith (2000), 785 yards
32 Willie Jackson (1997), 653 yards

Game

7 J. Lewis (10/10/04 at S.D.), 122 yards
7 C. Marsh (11/12/95 vs. Sea.), 169 yards
7 Deji Karim (10/18/10 vs. Ten.), 168yd
6 7 times, last by Deji Karim (11/28/10 at N.Y. Giants), 133 yards

MOST KICKOFF RETURN YARDS

Career
2,054 Maurice Jones-Drew (2006-11), 79 ret.
1,900 Deji Karim (2010-11), 77 ret.
1,818 B. Witherspoon (2008-09), 76 ret.
1,634 R. Barlow (1996-2000), 70 ret.
1,206 Willie Jackson (1995-97), 58 ret.

Season

1,250 Brian Witherspoon (2008), 52 ret.
1,248 Deji Karim (2010), 50 ret.
955 Derrick Wimbush (2005), 39 ret.
860 Maurice Jones-Drew (2006), 31 ret.
831 David Allen (2003), 41 ret.
811 Maurice Jones-Drew (2007), 31 ret.
785 Shyrone Stith (2000), 33 ret.

Game

206 R. Barlow (10/25/98 at Den.), 6 ret.
169 C. Marsh (11/12/95 vs. Sea.), 7 ret.
168 Deji Karim (10/18/10 vs. Ten.), 7 ret.
157 R. Barlow (12/7/97 vs. N.E.), 5 ret.
147 A. Whitted (12/26/99 at Ten.), 4 ret.
147 David Allen (12/14/03 at N.E.), 6 ret.
146 Mike Thomas (11/1/09 at Ten.), 5 ret.
145 Deji Karim (10/10/10 at Buf.), 4 ret.

MOST KICKOFF RETURN TOUCHDOWNS

Career
2 Maurice Jones-Drew (2006-11)
1 Jimmy Smith (1995-2005)
1 Reggie Barlow (1996-2000)
1 Alvis Whitted (1998-2001)
1 Elvis Joseph (2001-02)
1 Derrick Wimbush (2005-06)

Season

1 by 6 players, last Maurice Jones-Drew (2006, 2007)
--

Game

1 Jimmy Smith (12/3/95 at Den.), 89 yards
1 Reggie Barlow (12/7/97 vs. N.E.), 92 yards
1 Alvis Whitted (12/26/99 at Ten.), 98 yards
1 Elvis Joseph (11/18/01 at Pit.), 95 yards
1 Derrick Wimbush (11/27/05 at Ari.), 91 yards
1 Maurice Jones-Drew (12/10/06 vs. Ind.), 93 yards
1 Maurice Jones-Drew (11/4/07 at N.O.), 100 yards

LONGEST KICKOFF RETURNS

100t Maurice Jones-Drew (11/4/07 at N.O.)
98t Alvis Whitted (12/26/99 at Ten.)
95t Elvis Joseph (11/18/01 at Pit.)
93t Maurice Jones-Drew (12/10/06 vs. Ind.)
92t Reggie Barlow (12/7/97 vs. N.E.)

HIGHEST AVERAGE PER KICKOFF RETURN

Career (minimum 20 returns)

26.0 Maurice Jones-Drew (2006-11), 79 for 2,054 yards
24.8 Mike Thomas (2009-11), 26 for 644 yards
24.7 Deji Karim (2010-11), 77 for 1,900 yards
24.2 Derrick Wimbush (2005-06), 47 for 1,136 yards
23.9 Brian Witherspoon (2008-09), 76 for 1,818 yards
23.8 Shyrone Stith (2000), 33 for 785 yards

Season (minimum 20 returns)

27.7 Maurice Jones-Drew (2006), 31 for 860 yards
26.2 Maurice Jones-Drew (2007), 31 for 811 yards
25.0 Deji Karim (2010), 50 for 1,248 yards
24.9 Reggie Barlow (1998), 30 for 747 yards
24.8 Mike Thomas (2009), 26 for 644 yards
24.5 Derrick Wimbush (2005), 39 for 955 yards
24.1 Deji Karim (2011), 27 for 652 yards
24.0 Brian Witherspoon (2008), 52 for 1,250 yards

Game (minimum 3 returns)

47.3 Maurice Jones-Drew (11/4/07 at N.O.), 3 for 142 yards
46.0 Derrick Wimbush (11/27/05 at Ari.), 3 for 138 yards
41.3 Brian Witherspoon (9/7/08 at Ten.), 3 for 124 yards
39.7 Randy Jordan (10/13/96 vs. N.Y. Jets), 3 for 119 yards
38.3 T. Underwood (9/12/10 vs. Den.), 3 for 115 yards
36.8 Alvis Whitted (12/26/99 at Ten.), 4 for 147 yards



INDIVIDUAL RECORDS / REGULAR SEASON

INTERCEPTIONS

MOST INTERCEPTIONS

Career	30 Rashean Mathis (2003-11)
15 Aaron Beasley (1996-2001)	14 Donovan Darius (1998-2006)
8 Chris Hudson (1995-98),	8 Mike Peterson (2003-08),
8 Derek Cox (2009-11)	
Season	8 Rashean Mathis (2006)
6 Aaron Beasley (1999)	6 Marlon McCree (2002)
5 Deon Figures (1997),	5 Donovan Darius (1999),
5 Rashean Mathis (2004, 2005),	5 Reggie Nelson (2007)
Game	2 Deon Figures (8/31/97 at Bal.),
2 Aaron Beasley (9/12/99 vs. S.F.),	2 Rayna Stewart (9/10/00 at Bal.),
2 Marlon McCree (9/15/02 at K.C.),	2 Donovan Darius (1/2/05 at Oak.),
2 Rashean Mathis (12/19/04 at G.B.,	10/30/05 at St. Louis; 9/18/06 vs.
2 Terry Cousin (11/13/05 vs. Bal.),	2 Derek Cox (10/31/10 at Dal.)
MOST CONSECUTIVE GAMES WITH AN INTERCEPTION	3 Brian Williams (10/14/07 - 11/11/07)
2 James Williams (11/26/95 - 12/3/95)	2 Chris Hudson (11/2/97 - 11/9/97)
2 Chris Hudson (9/20/98 - 9/27/98)	2 Donovan Darius (10/31/99 - 1/7/99),
2 Marlon McCree (11/10/02 - 1/17/02),	2 Mike Peterson (11/23/03 - 11/30/03)
2 Rashean Mathis (10/16/05 - 0/30/05),	2 G. Sensabaugh (12/3/06 - 12/10/06)
2 Morgan Trent (12/24/11 - 1/1/12)	

MOST INTERCEPTIONS, ROOKIE

5 Reggie Nelson (2007)	4 Derek Cox (2009)
2 Kevin Hardy (1996)	2 Fernando Bryant (1999)
2 Rashean Mathis (2003)	

MOST INTERCEPTION RETURN YARDS

Career	512 Rashean Mathis (2003-11), 30 int.
279 Aaron Beasley (1996-2001), 15 int.	189 Donovan Darius (1998-2006), 15 int.
139 Marlon McCree (2001-02), 7 int.	89 Mike Peterson (2003-08), 8 int.
Season	200 Aaron Beasley (1999), 6 int.
151 Rashean Mathis (2008), 4 int.	146 Rashean Mathis (2006), 8 int.
129 Marlon McCree (2002), 6 int.	80 Donovan Darius (2004), 5 int.
79 Rashean Mathis (2005), 5 int.	
Game	93 A. Beasley (9/12/99 vs. S.F.), 2 int.
72 R. Mathis (10/5/08 vs. Pit.), 1 int.	61 R. Mathis (9/21/08 at Ind.), 1 int.
55 R. Mathis (11/5/06 vs. Ten.), 1 int.	55 S. Starks (11/5/06 vs. Ten.), 1 int.
53 M. McCree (11/17/02 at Hou.), 1 int.	

LONGEST INTERCEPTION RETURNS

93t Aaron Beasley (9/12/99 vs. S.F.)	72t Rashean Mathis (10/5/08 vs. Pit.)
61t Rashean Mathis (9/21/08 at Ind.)	55 Rashean Mathis (11/5/06 vs. Ten.)
55t Scott Starks (11/5/06 vs. Ten.)	53 Marlon McCree (11/17/02 at Hou.)

MOST INTERCEPTIONS RETURNED FOR A TOUCHDOWN

Career	3 Rashean Mathis (2003-11)
2 Aaron Beasley (1996-2001)	1 Mickey Washington (1995-96)
1 Tony Brackens (1996-2003)	1 Mike Peterson (2003-08)
1 Scott Starks (2005-09)	1 Aaron Glenn (2007)
1 Clint Ingram (2006-09)	
Season	2 Aaron Beasley (1999)
2 Rashean Mathis (2008)	1 by 7 players, last R.Mathis (2008)
Game	1 M. Washington (10/22/95 at Cle.), 48 yards
1 Aaron Beasley (9/12/99 vs. S.F.), 93 yards	1 Aaron Beasley (9/26/99 vs. Ten.), 35 yards
1 Tony Brackens (11/28/99 at Bal.), 16 yards	1 Rashean Mathis (10/16/05 at Pit.), 41 yards
1 Mike Peterson (11/13/05 vs. Bal.), 26 yards	1 Scott Starks (11/5/06 vs. Ten.), 55 yards
1 Aaron Glenn (10/28/07 at T.B.), 28 yards	1 Clint Ingram (12/9/07 vs. Car.), 39 yards
1 Rashean Mathis (9/21/08 at Ind.), 61 yards	1 Rashean Mathis (10/5/08 vs. Pit.), 72 yards

SACKS

MOST SACKS

Career	55.0 Tony Brackens (1996-2003)
34.0 Joel Smeenge (1995-2000)	29.0 John Henderson (2002-09)
28.5 Kevin Hardy (1996-2001),	28.5 Paul Spicer (2001-08)
22.5 Gary Walker (1999-2001)	22.0 Marcus Stroud (2001-07),
22.0 Bobby McCray (2004-07)	21.5 Rob Meier (2000-08)
21.5 Daryl Smith (2004-11)	
Season	12.0 Tony Brackens (1999)
11.0 Tony Brackens (2001)	10.5 Kevin Hardy (1999)
10.0 Gary Walker (1999)	10.0 Bobby McCray (2006)
Game	3.0 Kelvin Pritchett (10/5/97 vs. Cin.)
3.0 John Henderson (10/6/02 vs. Phi.)	3.0 Paul Spicer (9/25/05 at N.Y. Jets)
2.5 Clyde Simmons (10/27/96 at Cin.)	2.5 Tony Brackens (10/3/99 vs. Pit.)
2.5 Reggie Hayward (11/11/07 at Ten.)	2.5 Jeremy Mincey (11/13/11 at Ind.)
2.5 Jeremy Mincey (1/1/12 vs. Ind.)	

MOST CONSECUTIVE GAMES WITH A SACK

8 Tony Brackens (11/11/01 - 12/30/01)	4 Tony Brackens (9/22/97 - 10/12/97)
4 Kevin Hardy (10/11/99 - 11/7/99)	4 Tony Brackens (11/28/99 - 2/19/99)
4 Gary Walker (10/18/01 - 11/11/01)	

MOST SACKS, ROOKIE

7.0 Tony Brackens (1996)	6.5 John Henderson (2002)
5.5 Kevin Hardy (1996)	

TACKLES

MOST TACKLES

Career	1,084 Daryl Smith (2004-11)
858 Donovan Darius (1998-2006)	837 Mike Peterson (2003-08)
789 Kevin Hardy (1996-2001)	563 John Henderson (2002-09)
538 Rashean Mathis (2003-11)	489 Akin Ayodele (2002-05)
487 Bryan Schwartz (1995-99)	
Season	230 Hardy Nickerson (2001)
192 Paul Posluszny (2011)	190 Mike Peterson (2005)
188 Wali Rainer (2002)	186 Kevin Hardy (1998)
178 Mike Peterson (2004)	
Game	23 Hardy Nickerson (11/25/01 vs. Bal.)
22 T.J. Slaughter (11/25/01 vs. Bal.)	22 Wali Rainer (10/13/02 at Ten.)
21 Bryan Schwartz (12/17/95 at Det.)	20 Kevin Hardy (11/1/98 at Bal.)
20 Daryl Smith (12/18/10 at Ind.)	
MOST TACKLES, ROOKIE	
Season	161 Bryan Schwartz (1995)
130 Kevin Hardy (1996)	117 Clint Ingram (2006)
108 T.J. Slaughter (2000)	108 Akin Ayodele (2002)
Game	21 Bryan Schwartz (12/17/95 at Det.)
19 Bryan Schwartz (12/24/95 vs. Cle.)	17 Bryan Schwartz (12/10/95 vs. Ind.)

MOST CONSECUTIVE GAMES LEADING TEAM IN TACKLES

9 Mike Peterson (9/12/04 - 11/14/04)	8 Hardy Nickerson (11/8/01 - 1/6/02)
6 Bryan Schwartz (11/26/95 - 9/1/96)	5 Kevin Hardy (10/3/99 - 11/7/99)
5 T.J. Slaughter (10/8/00 - 11/12/00)	

FUMBLES

MOST FUMBLES

Career	51 Mark Brunell (1995-2003)
44 David Garrard (2002-10)	25 Byron Leftwich (2003-06)
25 Fred Taylor (1998-2008)	14 Blaine Gabbert (2011)
Season	14 David Garrard (2009)
14 Blaine Gabbert (2011)	13 Mark Brunell (1996)
11 Byron Leftwich (2003)	11 David Garrard (2010)
Game	3 Mark Brunell (11/17/96 at Pit.)
3 Mark Brunell (12/13/99 vs. Denver)	3 Mark Brunell (10/8/00 vs. Baltimore)
3 Jonathan Quinn (11/18/01 at Pit.)	3 Byron Leftwich (11/2/03 at Bal.)
3 Byron Leftwich (9/18/05 at Ind.)	3 Kyle Brady (12/11/05 vs. Ind.)
3 David Garrard (9/20/09 vs. Arizona)	3 Blaine Gabbert (9/25/11 at Carolina)
MOST FUMBLES LOST	
Career	21 David Garrard (2002-10)
18 Mark Brunell (1995-2003)	12 Fred Taylor (1998-2008)
10 Byron Leftwich (2003-06)	7 James Stewart (1995-99)
Season	8 David Garrard (2009)
6 Byron Leftwich (2003)	5 Blaine Gabbert (2011)
4 David Garrard (2010)	3 8 players, last Mike Thomas (2010)
Game	3 Jonathan Quinn (11/18/01 at Pit.)
2 7 times, last B. Gabbert (10/9/11 vs. Cin.)	

FUMBLES

MOST FORCED FUMBLES

Career	28 Tony Brackens (1996-2003)
9 Joel Smeenge (1995-2000),	9 Daryl Smith (2004-11)
8 Kevin Hardy (1996-2001),	8 Aaron Beasley (1996-2001),
7 Donovan Darius (1998-2006),	7 Marcus Stroud (2001-07),
7 Akin Ayodele (2002-05)	
Season	8 Tony Brackens (1999)
6 Tony Brackens (1997)	5 Tony Brackens (1996, 2001)
Game	3 Tony Brackens (10/3/99 vs. Pit.)
2 8 tms, last M. Owens (12/11/11 vs. T.B.)	

MOST OPPONENT FUMBLE RECOVERIES

Career	13 Tony Brackens (1996-2003)
6 Bryan Schwartz (1995-99),	6 Travis Davis (1995-98),
6 Kevin Hardy (1996-2001),	6 Fernando Bryant (1999-2003),
6 Donovan Darius (1998-2006)	
Season	4 Bryan Schwartz (1998),
4 Donovan Darius (2004)	
Game	2 Darren Carrington (10/1/95 at Hou.),
2 Tony Brackens (9/29/96 vs. Car.)	

LONGEST FUMBLE RECOVERY RETURNS

90t Aaron Beasley (11/8/98 vs. Cin.)	83t Donovan Darius (11/1/98 at Bal.)
77t Daryl Smith (10/14/07 vs. Hou.)	60t Ainsley Battles (12/3/01 vs. G.B.)
40t Aaron Beasley (9/30/01 vs. Cle.)	

TAKEAWAYS

(interceptions and fumble recoveries)

MOST TAKEAWAYS

Career	35 Rashean Mathis (2003-11), 30 interceptions, 5 fumbles
20 Donovan Darius (1998-2006), 14 interceptions, 6 fumbles	18 Aaron Beasley (1996-2001), 15 interceptions, 3 fumbles
18 Tony Brackens (1996-2003), 5 interceptions, 13 fumbles	13 Mike Peterson (2003-08), 8 interceptions, 5 fumbles
Season	9 Donovan Darius (2004), 5 interceptions, 4 fumbles
8 Rashean Mathis (2006), 8 interceptions	6 Aaron Beasley (1999), 6 interceptions
6 Marlon McCree (2002), 6 interceptions	
Game	3 Darren Carrington (10/1/95 at Hou.), 1 interception, 2 fumbles
MOST TAKEAWAYS, ROOKIE	5 Fernando Bryant (1999), 2 interceptions, 3 fumbles
5 Reggie Nelson (2007), 5 interceptions, 1 fumble	4 Tony Brackens (1996), 1 interception, 3 fumbles



INDIVIDUAL RECORDS / REGULAR SEASON

BLOCKED KICKS

MOST BLOCKED PUNTS

- Career**
- 2 Dave Thomas (1995-99)
 - 2 Donovan Darius (1998-2006)
 - 1 Mike Dumas (1995)
 - 1 Alvis Whitted (1998-2001)
 - 1 Eric Westmoreland (2001-03)
 - 1 Derrick Wimbush (2005-06)
 - 1 Jorge Cordova (2004-07)
 - 1 Gerald Sensabaugh (2005-08)
 - 1 Rashad Jennings (2009-10)
 - 1 Kassim Osgood (2010-11)

- Season**
- 1 12 players, last K. Osgood (2011)

- Game**
- 1 Mike Dumas (12/3/95 at Denver)
 - 1 Dave Thomas (10/12/97 vs. Phi.)
 - 1 Alvis Whitted (11/1/98 at Bal.)
 - 1 Dave Thomas (11/14/99 vs. Bal.)
 - 1 Donovan Darius (10/1/00 vs. Pit.)
 - 1 Donovan Darius (9/10/01 vs. Pit.)
 - 1 Eric Westmoreland (10/27/02 vs. Hou.)
 - 1 Derrick Wimbush (10/9/05 vs. Cin.)
 - 1 Gerald Sensabaugh (10/8/06 vs. N.Y. Jets)
 - 1 Jorge Cordova (12/10/06 vs. Ind.)
 - 1 Rashad Jennings (9/19/10 at S.D.)
 - 1 Kassim Osgood (12/15/11 at Atl.)

BLOCKED PUNT RETURNS

- 1 Jimmy Smith (12/3/95 at Denver), recovered in end zone for a TD
- 1 Alvis Whitted (11/1/98 at Baltimore), returned 24 yards for a TD
- 1 Zach Potter (12/15/11 at Atlanta), returned 46 yards for a TD

MOST BLOCKED FIELD GOALS

- Career**
- 2 Clyde Simmons (1996-97)
 - 2 Marcus Stroud (2001-07)
 - 1 John Henderson (2002-09)
 - 1 Rashean Mathis (2003-10)
- Season**
- 1 6 players, last R. Mathis (2005)
- Game**
- 1 Clyde Simmons (12/1/96 vs. Cin.)
 - 1 Clyde Simmons (9/22/97 vs. Pit.)
 - 1 Marcus Stroud (12/3/01 vs. G.B.)
 - 1 Marcus Stroud (9/8/02 vs. Ind.)
 - 1 John Henderson (12/8/02 vs. Cle.)
 - 1 Rashean Mathis (10/2/05 vs. Den.)

BLOCKED FIELD GOAL RETURNS

- 1 Mickey Washington (12/1/96 vs. Cin.), 65 yards for a touchdown
- 1 Chris Hudson (9/22/97 vs. Pit.), 58 yards for a touchdown

BLOCKED EXTRA POINTS

- Career**
- 1 Clyde Simmons (1996-97)
 - 1 Tony Brackens (1996-2003)
- Season**
- 1 Clyde Simmons (1996)
 - 1 Tony Brackens (1997)
- Game**
- 1 Clyde Simmons (9/22/96 at N.E.)
 - 1 Tony Brackens (10/5/97 vs. Cin.)



Jaguars official tailgate sponsor.



For the best deals on all your tailgating needs visit WinnDixie.com.



Official Supermarket of the Jacksonville Jaguars.

Winn  Dixie



TEAM RECORDS / REGULAR SEASON

SERVICE

REGULAR SEASON RECORD

138-134

HOME RECORD

83-53

ROAD RECORD

55-81

MOST CONSECUTIVE WINS

11 10/3/99 through 12/19/99

8 11/24/96 through 9/22/97

MOST CONSECUTIVE HOME WINS

13 9/29/96 through 11/30/97

7 10/17/99 through 9/17/00

6 12/18/05 through 11/5/06

6 9/13/98 through 12/6/98

MOST CONSECUTIVE ROAD WINS

7 9/19/99 through 12/19/99

4 12/14/97 through 9/27/98

4 11/20/05 through 12/25/05

MOST CONSECUTIVE LOSSES

7 10/29/95 through 12/17/95

6 12/22/02 through 9/28/03

MOST CONSECUTIVE HOME LOSSES

4 10/15/95 through 12/10/95

4 10/1/00 through 11/12/00

4 12/1/02 through 9/14/03

4 10/5/08 through 11/23/08

MOST CONSECUTIVE ROAD LOSSES

10 10/29/95 through 11/17/96

9 12/29/02 through 12/28/03

POSTSEASON RECORD

5-6

HOME POSTSEASON RECORD

2-1

ROAD POSTSEASON RECORD

3-5

SCORING

MOST POINTS SCORED

Season

411 2007

396 1999

394 1997

Game

49 12/23/07 vs. Oakland

48 12/3/00 vs. Cleveland

45 11/1/98 at Baltimore

44 12/10/06 vs. Indianapolis

44 12/10/00 vs. Arizona

FEWEST POINTS SCORED

Season

243 2011

261 2004

275 1995

276 2003

Game

0 12/17/95 at Detroit

0 12/26/04 vs. Houston

0 10/11/09 at Seattle

3 9 times, last 9/18/11 at N.Y. Jets

FEWEST POINTS ALLOWED

Season

217 1999

269 2005

274 2006

280 2004

Game

0 9/17/00 vs. Cincinnati

0 12/3/00 vs. Cleveland

0 12/7/03 vs. Houston

0 9/18/06 vs. Pittsburgh

0 10/8/06 vs. New York Jets

3 10 times, last 11/13/11 at Ind.

MOST POINTS ALLOWED

Season

419 2010

404 1995

380 2009

367 2008

Game

50 12/20/98 at Minnesota

47 11/12/95 vs. Seattle

44 12/17/95 at Detroit

SCORING

MOST POINTS, BOTH TEAMS

77 11/12/95, Jaguars (30), vs. Seattle (47)

75 9/10/00, Jaguars (36), at Baltimore (39)

72 12/10/95, Jaguars (31), vs. Ind. (41)

FEWEST POINTS, BOTH TEAMS

9 11/14/99, Jaguars (6), vs. Baltimore (3)

9 9/18/06, Jaguars (9), vs. Pittsburgh (0)

13 9/3/95, Jaguars (3), vs. Houston (10)

13 9/17/00, Jaguars (13), vs. Cincinnati (0)

13 11/16/03, Jaguars (3), at Ten. (10)

13 9/19/04, Jaguars (7), vs. Denver (6)

13 9/18/05, Jaguars (3), at Ind. (10)

MOST TOUCHDOWNS SCORED

Season

50 2007

47 1998

43 1997

Game

7 12/23/07 vs. Oakland

6 11/1/98 at Baltimore

6 12/3/00 vs. Cleveland

6 12/11/11 vs. Tampa Bay

MOST TOUCHDOWNS ALLOWED

Season

50 2010

46 1995

44 2009

41 2008

Game

6 12/30/07 at Houston

6 11/12/95 vs. Seattle

6 12/20/98 at Minnesota

6 10/24/10 at Kansas City

MOST EXTRA POINTS

Season

46 2007

45 1998

41 1997, 2006, 2010

Game

7 12/23/07 vs. Oakland

6 11/1/98 at Baltimore

6 12/3/00 vs. Cleveland

MOST EXTRA POINTS, OPPONENTS

Season

48 2010

45 1995

40 2008

38 2009

Game

6 11/12/95 vs. Seattle

6 12/30/07 at Houston

6 10/24/10 at Kansas City

MOST 2-POINT CONVERSIONS

Season

5 1996

4 1999, 2004

Game

2 11/28/99 at Baltimore

MOST 2-PT CONVERSIONS, OPPONENTS

Season

3 2007

2 2000, 2002, 2004, 2009, 2010

Game

1 In 18 games

MOST FIELD GOALS

Season

31 1997, 1999

30 1996

Game

5 11/30/97 vs. Baltimore

5 12/1/96 vs. Cincinnati

5 9/10/00 at Baltimore

5 11/25/07 vs. Buffalo

5 10/10/10 at Buffalo

MOST FIELD GOALS, OPPONENTS

Season

30 1998

27 1995, 2008

26 1996, 2001

Game

6 12/1/02 vs. Pittsburgh

5 9/22/96 at New England

5 10/8/00 vs. Baltimore

MOST DEFENSIVE TOUCHDOWNS

Season

3 1999, 2007

2 1998, 2001, 2005, 2008, 2011

Game

1 20 times, last 12/11/11 vs. T.B.

MOST DEFENSIVE TDS, OPPONENTS

Season

4 1996, 2004

3 1997, 1998, 2006

Game

3 12/17/06 at Tennessee

2 11/15/98 at Pittsburgh

MOST SPECIAL TEAMS TOUCHDOWNS

Season

3 1999

2 1995, 1997, 1998, 2011

Game

2 12/3/95 at Denver

MOST SPECIAL TEAMS TDS, OPPONENTS

Season

3 2006

2 2000, 2004, 2005, 2007, 2009

Game

2 11/14/04 vs. Detroit

2 12/30/07 at Houston

MISCELLANEOUS

LARGEST MARGIN OF VICTORY

48 12/3/00 vs. Cleveland (48-0)

41 10/8/06 vs. New York Jets (41-0)

38 9/12/99 vs. San Francisco (41-3)

38 12/23/07 vs. Oakland (49-11)

LARGEST MARGIN OF DEFEAT

44 12/17/95 at Detroit (0-44)

41 10/11/09 at Seattle (0-41)

40 12/20/98 at Minnesota (10-50)

MOST POINTS IN 1ST QUARTER

21 10/12/97 vs. Philadelphia

17 11/2/97 at Tennessee

17 9/10/00 at Baltimore

17 1/1/06 vs. Tennessee

17 11/4/07 at New Orleans

MOST POINTS IN 2ND QUARTER

28 11/1/98 at Baltimore

28 12/11/11 vs. Tampa Bay

21 9/9/01 vs. Pittsburgh

21 11/9/08 at Detroit

20 11/12/95 vs. Seattle

20 9/7/97 vs. New York Giants

MOST POINTS IN 3RD QUARTER

21 12/3/00 vs. Cleveland

21 11/1/01 vs. Cincinnati

21 12/12/10 vs. Oakland

18 9/12/99 vs. San Francisco

MOST POINTS IN 4TH QUARTER

23 11/28/99 at Baltimore

21 12/10/95 vs. Indianapolis

21 12/24/05 at Houston

21 10/14/07 vs. Houston

MOST OPPONENT POINTS IN 1ST QUARTER

21 Cincinnati, 11/23/97

17 New Orleans, 11/4/07

17 Minnesota, 11/23/08

MOST OPPONENT POINTS IN 2ND QUARTER

24 Denver, 10/25/98

21 Houston, 12/30/07

21 Baltimore, 12/28/08

21 Indianapolis, 12/17/09

21 New England, 12/27/09

MOST OPPONENT POINTS IN 3RD QUARTER

17 at Indianapolis, 9/21/03

17 at Tennessee, 12/17/06

15 Baltimore, 9/10/00

MOST OPPONENT POINTS IN 4TH QUARTER

24 Minnesota, 12/28/98

21 Cincinnati, 10/27/96

21 New York Giants, 12/23/00

MOST POINTS IN FIRST QUARTER, BOTH TEAMS

34 11/4/07, Jaguars (17), at N.O. (17)

28 11/23/97, Jaguars (7), at Cin. (21)

24 11/2/97, Jaguars (17), at Ten. (7)

24 11/23/08, Jaguars (7), vs. Min. (17)

MOST POINTS IN SECOND QTR., BOTH TEAMS

35 12/17/09, Jaguars (14), vs. Ind. (21)

35 12/11/11, Jaguars (28), vs. T.B. (7)

34 11/1/98, Jaguars (28), at Baltimore (6)

31 10/25/98, Jaguars (7), at Denver (24)

MOST POINTS IN THIRD QTR., BOTH TEAMS

28 12/31/06, Jaguars (14), at K.C. (14)

28 12/12/10, Jaguars (21), vs. Oakland (7)

22 12/3/01, Jaguars (8), vs. G.B. (14)

21 11 times, last 10/24/10, Jaguars (7) at Atl. (14)

MOST POINTS IN FOURTH QTR., BOTH TEAMS

36 12/23/00, Jaguars (15), at N.Y.G. (21)

35 12/10/95, Jaguars (21), vs. Ind. (14)

31 12/20/98, Jaguars (7), at Min. (24)

MOST CONSECUTIVE QUARTERS SCORED, JAGUARS

19 10/3/99 at Pit. to 11/7/99 at Atl.

19 12/2/07 at Ind. to 12/30/07 at Hou.

MOST CONSECUTIVE QUARTERS SCORED, OPPONENTS

16 9/11/11 at Ten. to 10/9/11 vs. Cin.

14 12/30/01 vs. K.C. to 9/15/02 at K.C.

14 10/3/10 vs. Ind. to 10/31/10 at Dallas

13 10/8/00 vs. Bal. to 10/29/00 at Dallas

13 11/26/95 vs. Cin. to 12/17/95 at Det.

MOST CONSECUTIVE QUARTERS HELD SCORELESS, JAGUARS

5 All 4 quarters 12/26/04 vs. Hou. and 1 quarter 1/2/05 at Oak.

4 All 4 quarters 12/17/95 at Detroit

4 All 4 quarters 10/11/09 at Seattle

4 Last 3 quarters 9/18/11 at N.Y. Jets and 1 quarter 9/25/11 at Carolina



TEAM RECORDS / REGULAR SEASON

MISCELLANEOUS

MOST CONSECUTIVE QUARTERS HELD SCORELESS, OPPONENTS

6	11/30/03 vs. Tampa Bay (3rd quarter) to 12/7/03 vs. Houston (all 4 quarters)
5	12/3/00 vs. Cleveland (1st quarter) through 12/10/00 vs. Arizona (1st quarter)
5	9/18/06 vs. Pittsburgh (all 4 quarters) through 9/24/06 at Indianapolis
5	10/8/06 vs. New York Jets (all 4 quarters) through 10/22/06 at Houston (1st quarter)
5	10/16/11 at Pittsburgh (3rd quarter) through 10/24/11 vs. Bal. (3rd quarter)

MOST POINTS BY HALF, JAGUARS

1st	42	11/1/98 at Baltimore
	28	10/8/06 vs. New York Jets
	28	12/23/07 vs. Oakland
	28	12/11/11 vs. Tampa Bay
2nd	35	9/12/99 vs. San Francisco
	31	12/12/10 vs. Oakland
	28	12/3/00 vs. Cleveland
	28	12/24/05 at Houston
	27	10/14/07 vs. Houston
	27	12/9/07 vs. Carolina

MOST POINTS BY HALF, OPPONENTS

1st	28	11/23/97 at Cincinnati
	28	12/27/09 at New England
	27	12/17/95 at Detroit
	27	10/25/98 at Denver
	27	12/15/11 at Atlanta
2nd	38	12/20/98 at Minnesota
	32	9/10/00 at Baltimore

MOST POINTS BY HALF, BOTH TEAMS

1st	55	11/1/98, Jaguars (42), at Baltimore (13)
	48	11/12/95, Jaguars (27), vs. Seattle (21)
2nd	45	12/20/98, Jaguars (7), at Minnesota (38)
	45	9/10/00, Jaguars (13), at Baltimore (32)
	45	12/12/10, Jaguars (31), vs. Oakland (14)

LONGEST SCORING DRIVE (YARDS)

98	10/31/99 at Cincinnati (9 plays, TD)
97	9/3/00 at Baltimore (15 plays, TD)
96	12/5/04 vs. Pittsburgh (9 plays, FG)
96	11/19/95 at Tampa Bay (11 plays, TD)
96	11/17/02 at Houston (6 plays, TD)

LONGEST SCORING DRIVE (PLAYS)

20	12/16/07 at Pit. (74 yards, TD)
18	12/22/02 vs. Ten. (85 yards, TD)
18	9/23/07 at Denver (80 yards, TD)
18	10/7/07 at K.C. (77 yards, FG)
18	9/21/08 at Ind. (82 yards, FG)
18	11/20/11 at Cle. (92 yards, TD)
17	8 times, last 10/24/11 vs. Bal. (76 yards, FG)

LONGEST SCORING DRIVE (TIME)

11:44	9/23/07 at Den. (18 plays, 80 yd, TD)
11:10	12/2/07 at Ind. (16 plays, 84 yd, TD)
10:55	10/7/07 at K.C. (18 plays, 77 yd, FG)

SHORTEST SCORING DRIVE (YARDS)

-10	1/1/12 vs. Indianapolis (4 plays, FG)
-7	9/10/95 at Cincinnati (5 plays, FG)
-3	10/24/11 vs. Baltimore (4 plays, FG)
-2	11/5/06 vs. Tennessee (4 plays, FG)
-1	10/1/06 at Washington (4 plays, FG)
0	9/6/98 at Chicago (2 plays, FG)
0	9/20/98 vs. Baltimore (2 plays, FG)

SHORTEST SCORING DRIVE (TIME)

0:04	9/8/96 vs. Hou. (1 play, 3 yards, TD)
0:04	12/23/07 vs. Oak. (1 play, 2 yards, TD)
0:05	11/25/07 vs. Buf. (1 play, 17 yd, TD)
0:06	11/12/95 vs. Sea. (2 plays, 7 yd, FG)
0:06	12/3/00 vs. Cle. (1 play, 8 yards, TD)

MOST FIRST DOWNS

Season	331	1999
	330	2010
	328	2007
Game	36	10/20/96 at St. Louis
	33	10/18/09 vs. St. Louis (OT)

FEWEST FIRST DOWNS

Season	251	2011
	275	2002
	279	2004
Game	6	12/26/04 vs. Houston
	8	9/19/04 vs. Denver
	9	11/14/99 vs. Baltimore

MOST FIRST DOWNS ALLOWED

Season	324	2002
	320	1995
	318	1997
Game	32	11/4/07 at New Orleans
	30	10/2/11 vs. New Orleans
	29	11/24/96 at Baltimore (OT)
	28	12/17/95 at Detroit
	28	10/6/02 vs. Philadelphia
	28	10/5/08 vs. Pittsburgh
	28	10/3/10 vs. Indianapolis

FEWEST FIRST DOWNS ALLOWED

Season	248	1999
	252	2000
	259	2006
Game	2	12/3/00 vs. Cleveland
	5	12/17/06 at Tennessee
	7	12/7/03 vs. Houston

MOST FIRST DOWNS, BOTH TEAMS

Game	52	11/24/96, Jaguars (23), at Bal. (29) (OT)
	51	11/21/99, Jaguars (30), vs. N.O. (21)
	50	11/4/07, Jaguars (18), at N.O. (32)

FEWEST FIRST DOWNS, BOTH TEAMS

Game	22	11/28/99, Jaguars (9), vs. Baltimore (13)
	23	11/27/11, Jaguars (14), vs. Houston (9)
	24	9/3/95, Jaguars (10), vs. Houston (14)
	24	10/24/11, Jaguars (13), vs. Baltimore (11)

MOST FIRST DOWNS RUSHING

Season	148	2010
	127	2006
	127	2007
	118	2003
Game	16	12/10/06 vs. Indianapolis
	16	12/5/10 at Tennessee
	15	12/3/00 vs. Cleveland
	15	11/28/10 at N.Y. Giants
	15	1/2/11 at Houston
	14	12/10/00 vs. Arizona
	14	10/18/09 vs. St. Louis

FEWEST FIRST DOWNS RUSHING

Season	85	2001
	88	2004
	90	1995
Game	1	7 times, last 9/7/08 at Tennessee

FIRST DOWNS

MOST FIRST DOWNS PASSING

Season	208	1996
	194	1999
	193	2000
Game	24	10/20/96 at St. Louis
	20	11/28/99 at Baltimore
	19	4 times, last 12/30/07 at Houston

FEWEST FIRST DOWNS PASSING

Season	122	2011
	147	2006
	153	1998
Game	2	12/26/04 vs. Houston
	3	12/20/98 at Minnesota
	3	10/29/06 at Philadelphia
	3	12/13/09 vs. Miami

MOST FIRST DOWNS, PENALTY

Season	34	2005
	30	2004
	29	1995
Game	5	12/19/04 at Green Bay
	5	12/24/05 at Houston
	5	1/1/06 vs. Tennessee
	4	17 times, last 12/11/11 vs. Tampa Bay

FEWEST FIRST DOWNS, PENALTY

Season	14	2002
	16	2000, 2009
	18	1997
Game	0	In 69 games

MOST FIRST DOWNS RUSHING, OPPONENT

Season	121	1995
	112	2002
Game	15	9/9/07 vs. Tennessee
	13	10/1/00 vs. Pittsburgh
	13	12/1/02 vs. Pittsburgh
	13	1/3/10 at Cleveland

FEWEST FIRST DOWNS RUSHING, OPPONENT

Season	72	1999
	73	2011
	79	2005
Game	0	12/21/03 vs. New Orleans
	0	12/12/04 vs. Chicago
	0	9/18/06 vs. Pittsburgh
	0	10/7/07 at Kansas City

MOST FIRST DOWNS PASSING, OPPONENT

Season	197	2010
	193	2001
	191	2009
Game	25	11/4/07 at New Orleans
	23	10/3/10 vs. Indianapolis
	21	12/19/04 at Green Bay
	20	10/2/11 vs. New Orleans
	19	11/24/96 at Baltimore (OT)
	19	12/11/05 vs. Indianapolis

FEWEST FIRST DOWNS PASSING, OPPONENT

Season	143	2006
	144	2000
	158	2005
Game	0	12/3/00 vs. Cleveland
	3	5 times, last 12/17/06 at Tennessee

MOST FIRST DOWNS BY PENALTY, OPPONENT

Season	36	2005
	26	2004
	25	1996, 2008
Game	6	9/29/96 vs. Carolina
	6	10/16/05 at Pittsburgh
	5	11/27/05 at Arizona

FEWEST FIRST DOWNS BY PENALTY, OPPONENT

Season	13	2007
	16	2009
	17	1999
Game	0	In 62 games

TOTAL NET YARDS

MOST NET YARDS GAINED

Season	5,760	1996
	5,719	2007
	5,690	2000
Game	538	10/20/96 at St. Louis
	519	9/20/98 vs. Baltimore
	494	11/21/99 vs. New Orleans

FEWEST NET YARDS GAINED

Season	4,149	2011
	4,495	1995
	4,840	2001
Game	126	12/26/04 vs. Houston
	132	11/14/99 vs. Baltimore
	146	9/3/95 vs. Houston

MOST NET YARDS ALLOWED

Season	5,949	2010
	5,637	2009
	5,559	1998
Game	538	11/4/07 at New Orleans
	533	9/25/00 at Indianapolis
	503	10/2/11 vs. New Orleans

FEWEST NET YARDS ALLOWED

Season	4,334	1999
	4,538	2006
	4,655	2005
Game	53	12/3/00 vs. Cleveland
	98	12/17/06 at Tennessee
	124	12/7/03 vs. Houston

MOST NET YARDS GAINED, BOTH TEAMS

Season	11,409	2010
	11,022	2009
	10,855	1996
Game	970	11/4/07, Jaguars (432) at N.O. (538)
	907	12/1/96, Jaguars (422), vs. Cin. (485)
	886	11/14/10, Jaguars (491) vs. Hou. (395)

FEWEST NET YARDS GAINED, BOTH TEAMS

Season	9,157	2011
	9,804	2005
	9,910	2001
Game	351	10/24/11, Jaguars (205), vs. Baltimore (146)
	374	11/14/99, Jaguars (132), vs. Baltimore (242)
	386	9/3/95, Jaguars (140), vs. Houston (246)
	420	10/3/99, Jaguars (204), at Pittsburgh (216)



TEAM RECORDS / REGULAR SEASON

PASSING

MOST NET YARDS PASSING

Season
4,110 1996
3,704 1997
3,658 2000
Game
420 10/20/96 at St. Louis
413 9/22/96 at New England (OT)
375 9/10/00 at Baltimore

FEWEST NET YARDS PASSING

Season
2,179 2011
2,762 2002
2,790 1995
Game
31 12/26/04 vs. Houston
45 9/3/95 vs. Houston
52 9/26/10 vs. Philadelphia

MOST NET YARDS PASSING ALLOWED

Season
4,004 2010
3,774 2009
3,586 2008
Game
440 9/25/00 at Indianapolis
435 11/4/07 at New Orleans
365 10/31/10 at Dallas

FEWEST NET YARDS PASSING ALLOWED

Season
2,890 1999
2,946 2005
3,078 2006
Game
-9 12/3/00 vs. Cleveland
45 10/8/06 vs. New York Jets
54 12/7/03 vs. Houston

MOST NET YARDS PASSING, BOTH TEAMS

Season
7,424 1996
7,208 1997
Game
779 11/4/07, Jaguars (344) at N.O. (435)
669 12/1/96, Jaguars (356), vs. Cin. (313)
668 12/18/08, Jaguars (304), vs. Ind. (364)

FEWEST NET YARDS PASSING, BOTH TEAMS

Season
5,520 2011
5,960 2006
6,026 2002
Game
125 9/3/95, Jaguars (45), vs. Houston (80)
145 12/26/04, Jaguars (31), vs. Houston (114)
176 10/8/06, Jaguars (131), vs. N.Y. Jets (45)

MOST GROSS YARDS PASSING

Season
4,367 1996
3,947 2000
3,922 1997
Game
432 9/22/96 at New England (OT)
421 10/20/96 at St. Louis
386 9/10/00 at Baltimore

FEWEST GROSS YARDS PASSING

Season
2,510 2011
3,019 2002
3,060 2006
Game
54 12/26/04 vs. Houston
69 9/3/95 vs. Houston
73 12/8/02 vs. Cleveland

MOST GROSS YARDS PASSING ALLOWED

Season
4,193 2010
3,853 2009
3,835 1997
Game
445 11/4/07 at New Orleans
440 9/25/00 at Indianapolis
379 10/31/10 at Dallas

FEWEST GROSS YARDS PASSING ALLOWED

Season
3,223 2005
3,263 1999
3,278 2006
Game
33 12/3/00 vs. Cleveland
71 12/7/03 vs. Houston
71 10/8/06 vs. New York Jets

MOST PASSING ATTEMPTS

Season
557 1996
545 2000
537 2008
Game
54 10/10/04 at San Diego
52 10/20/96 at St. Louis
50 9/10/00 at Baltimore

FEWEST PASSING ATTEMPTS

Season
446 2006
462 2002
463 1998
Game
13 10/13/02 at Tennessee
14 12/8/02 vs. Cleveland
14 12/10/06 vs. Indianapolis

MOST PASSING ATTEMPTS, OPPONENT

Season
577 1998
544 2001
543 2007
Game
51 11/10/02 vs. Washington
50 3 times, last 12/10/06 vs. Indianapolis

FEWEST PASSING ATTEMPTS, OPPONENT

Season
458 2000
465 2008
482 2005
Game
11 1/3/10 at Cleveland
15 12/17/06 at Tennessee
16 3 times, last 10/1/00 vs. Pittsburgh

MOST PASS COMPLETIONS

Season
353 1996
335 2008
333 2000
Game
37 10/20/96 at St. Louis
36 10/10/04 at San Diego
30 10/15/95 vs. Chicago
30 10/18/09 vs. St. Louis

FEWEST PASS COMPLETIONS

Season
240 2011
266 2006
268 2002
Game
7 10/13/02 at Tennessee
7 10/28/07 at Tampa Bay
8 9/19/04 vs. Denver
8 12/10/06 vs. Indianapolis

MOST PASS COMPLETIONS, OPPONENT

Season
354 2001
345 2009
329 2010
Game
35 11/4/07 at New Orleans
34 10/31/10 at Dallas
33 10/3/10 vs. Indianapolis

FEWEST PASS COMPLETIONS, OPPONENT

Season
258 2000
285 2005
291 1996, 1999
Game
7 11/17/96 at Pittsburgh
7 12/3/00 vs. Cleveland
7 1/3/10 at Cleveland
8 12/18/05 vs. San Francisco
8 12/17/06 at Tennessee

MOST TOUCHDOWN PASSES

Season
28 2007, 2010
26 2010
24 1998
Game
4 11/29/98 at Cincinnati
4 12/23/07 vs. Oakland
4 12/30/07 at Houston
4 10/31/10 at Dallas

MOST TOUCHDOWN PASSES, OPPONENT

Season
28 1995, 2009, 2010
25 2008
24 1996, 1997
Game
5 12/26/99 at Tennessee
5 9/10/00 at Baltimore
4 In 7 games, last 12/27/09 at NE

MOST INTERCEPTIONS THROWN

Season
21 2010
20 1996
17 2003
Game
5 10/20/96 at St. Louis
4 11/12/06 vs. Houston
4 12/17/95 at Detroit
4 9/19/10 at San Diego
4 11/21/10 vs. Cleveland
4 9/18/11 at New York Jets

FEWEST INTERCEPTIONS THROWN

Season
6 2005
8 2007
9 1997, 2002
Game
0 In 131 games

MOST INTERCEPTIONS THROWN, OPPONENT

Season
20 2006, 2007
19 1999, 2005
17 2011
Game
4 10/31/10 at Dallas
3 18 times, last 12/11/11 vs. Tampa Bay

FEWEST INTERCEPTIONS THROWN, OPPONENT

Season
12 2000, 2001

MOST TIMES SACKED

Season
63 2001
57 1995
54 2000
Game
8 12/9/01 at Cincinnati
8 12/16/01 at Cleveland
7 In 7 games, last 11/27/11 vs. Houston

MOST TIMES SACKED, OPPONENT

Season
57 1999
48 1997
47 2005
Game
9 11/7/99 at Atlanta
7 9/16/07 vs. Atlanta
7 11/9/08 at Detroit

FEWEST TIMES SACKED

Season
28 2003
30 2006
31 2007
Game
0 In 19 games

FEWEST TIMES SACKED, OPPONENT

Season
14 2009
17 1995
24 2003
Game
0 In 51 games

MOST CONSECUTIVE GAMES WITH A PASSING TOUCHDOWN

13 9/10/95 at Cin. - 12/10/95 vs. Ind.
10 10/22/00 vs. Was. - 9/9/01 vs. Pit.
10 10/28/07 at T.B. - 12/30/07 at Hou.

MOST CONSECUTIVE GAMES WITH A PASSING TOUCHDOWN, OPPONENT

15 9/8/96 vs. Hou. - 12/22/96 vs. Sea.
13 9/20/98 vs. Bal. - 12/20/98 at Min.
13 12/16/07 at Pit. - 11/16/08 vs. Ten.

MOST 300-YARD PASSING GAMES BY AN INDIVIDUAL

Season
6 1996
3 1997, 1999, 2000, 2004, 2009

MOST 300-YARD PASSING GAMES BY AN INDIVIDUAL, OPPONENT

Season
5 2010
3 1996, 1997, 2004, 2008, 2009



TEAM RECORDS / REGULAR SEASON

RUSHING

MOST RUSHING YARDS

Season
2,541 2006
2,395 2010
2,391 2007
Game
375 12/10/06 vs. Indianapolis
258 12/5/10 at Tennessee
244 12/3/00 vs. Cleveland
244 10/14/07 vs. Houston

FEWEST RUSHING YARDS

Season
1,600 2001
1,650 1996
1,705 1995
Game
12 10/2/05 vs. Denver
26 10/1/00 vs. Pittsburgh
29 9/29/96 at New England (OT)

MOST RUSHING YARDS ALLOWED

Season
2,071 2002
2,003 1995
2,000 1998
Game
305 11/1/09 at Tennessee
282 9/9/07 vs. Tennessee
246 11/12/95 vs. Seattle

FEWEST RUSHING YARDS ALLOWED

Season
1,406 2003
1,444 1999
1,460 2006
Game
10 10/7/07 at Kansas City
25 11/20/06 vs. New York Giants
26 9/18/06 vs. Pittsburgh

MOST RUSHING YARDS, BOTH TEAMS

Season
4,340 2010
4,160 2002
4,102 1998
Game
522 11/1/09, Jaguars (217), at Ten. (305)
421 10/30/05, Jaguars (221), at Stl. (200)
409 12/10/06, Jaguars (375), vs. Ind. (34)

FEWEST RUSHING YARDS, BOTH TEAMS

Season
3,211 2001
3,431 1996
3,454 1997
Game
99 12/3/01, Jaguars (62), vs. G.B. (37)
112 11/20/05, Jaguars (49), at Ten. (63)
122 12/9/01, Jaguars (62), at Cin. (60)

MOST RUSHING ATTEMPTS

Season
522 2007
514 1999
513 2006
Game
53 12/5/10 at Tennessee
50 11/14/04 vs. Detroit
48 9/21/08 at Indianapolis

FEWEST RUSHING ATTEMPTS

Season
372 2001
410 1995
426 2008
Game
11 9/22/96 at New England (OT)
11 10/26/03 vs. Tennessee
11 10/2/05 vs. Denver
12 10/31/04 at Houston

MOST RUSHING ATTEMPTS, OPPONENT

Season
504 1995
487 2002
469 2001
Game
49 9/9/07 vs. Tennessee
49 11/1/09 at Tennessee
49 1/3/10 at Cleveland

FEWEST RUSHING ATTEMPTS, OPPONENT

Season
373 1999
390 2007
416 2010
Game
10 10/7/07 at Kansas City
11 11/7/99 at Atlanta
12 10/24/11 vs. Baltimore
13 10/5/03 vs. San Diego
13 9/11/11 vs. Tennessee

HIGHEST RUSHING AVERAGE

Season
4.95 2006
4.68 2010
4.59 2002
Game
13.56 11/1/09 at Tennessee (16 attempts, 217 yards)
9.38 10/14/07 vs. Houston (26 attempts, 244 yards)
8.93 12/10/06 vs. Indianapolis (43 attempts, 375 yards)

LOWEST RUSHING AVERAGE

Season
3.79 1997
3.83 1996
3.90 2005
Game
1.11 10/2/05 vs. Den. (11 attempts, 12 yards)
1.53 9/22/97 vs. Pit. (26 attempts, 40 yards)
1.60 11/20/05 at Ten. (30 attempts, 49 yards)

HIGHEST RUSHING AVERAGE, OPPONENT

Season
4.68 2010
4.44 1998
4.25 2002
Game
6.63 10/6/02 vs. Phil. (30 attempts, 199 yards)
6.53 12/23/07 vs. Oak. (17 attempts, 111 yards)
6.48 10/28/07 at T.B. (21 attempts, 136 yards)

LOWEST RUSHING AVERAGE, OPPONENT

Season
3.18 2003
3.43 2001
3.48 2006
Game
1.00 10/7/07 at K.C. (10 attempts, 10 yards)
1.34 9/14/03 vs. Buf. (32 attempts, 43 yards)
1.70 12/10/06 vs. Ind. (20 attempts, 34 yards)

MOST TOUCHDOWNS SCORED RUSHING

Season
23 2006
20 1997, 1999
19 1998, 2002, 2009
Game
5 10/12/97 vs. Philadelphia
5 12/3/00 vs. Cleveland
4 5 times, last 9/27/09 at Houston

MOST TOUCHDOWNS SCORED RUSHING, OPPONENT

Season
19 2010
17 1995
15 2001
Game
4 11/12/95 vs. Seattle
3 In 9 games, last 10/24/10 at Kansas City

MOST 100-YARD RUSHING GAMES BY AN INDIVIDUAL

Season
9 2000
8 1998
7 2003, 2006, 2007, 2010

MOST 100-YARD RUSHING GAMES BY AN INDIVIDUAL, OPPONENT

Season
6 1998
5 2002, 2010

MOST CONSECUTIVE GAMES WITH A RUSHING TOUCHDOWN

Season
8 11/21/99 vs. N.O. - 9/3/00 at Cle.
8 11/12/06 vs. Hou. - 12/31/06 at K.C.
7 9/8/02 vs. Ind. - 10/27/02 vs. Hou.
7 11/11/07 at Ten. - 12/23/07 vs. Oak.

MOST CONSECUTIVE GAMES WITH A RUSHING TOUCHDOWN, OPPONENT

Season
7 10/28/01 at Bal. - 12/9/01 at Cin.
7 11/17/02 vs. Was. - 12/29/02 at Ind.

RECEIVING

MOST RECEPTIONS

Season
353 1996
335 2008
333 2000
Game
37 10/20/96 at St. Louis
36 10/10/04 at San Diego
30 10/15/95 vs. Chicago
30 10/18/09 vs. St. Louis

MOST RECEPTIONS, OPPONENT

Season
354 2001
345 2009
329 2010
Game
35 11/4/07 at New Orleans
34 10/31/10 at Dallas
33 10/3/10 vs. Indianapolis

FEWEST RECEPTIONS

Season
240 2011
266 2006
268 2002
Game
7 10/13/02 at Tennessee
7 10/28/07 at Tampa Bay
8 12/10/06 vs. Indianapolis
8 9/19/04 vs. Denver

FEWEST RECEPTIONS, OPPONENT

Season
258 2000
285 2005
291 1996, 1999
Game
7 11/17/96 at Pittsburgh
7 12/3/00 vs. Cleveland
7 1/3/10 at Cleveland
8 12/18/05 vs. San Francisco
8 12/17/06 at Tennessee

MOST RECEIVING YARDS

Season
4,367 1996
3,947 2000
3,922 1997
Game
432 9/22/96 at New England (OT)
421 10/20/96 at St. Louis
386 9/10/00 at Baltimore

RECEIVING

MOST RECEIVING YARDS, OPPONENT

Season
4,193 2010
3,853 2009
3,835 1997
Game
445 11/4/07 at New Orleans
440 9/25/00 at Indianapolis
379 10/31/10 at Dallas

FEWEST RECEIVING YARDS

Season
2,510 2011
3,019 2002
3,060 2006
Game
54 12/26/04 vs. Houston
69 9/3/95 vs. Houston
73 12/8/02 vs. Cleveland

FEWEST RECEIVING YARDS, OPPONENT

Season
3,223 2005
3,263 1999
3,278 2006
Game
33 12/3/00 vs. Cleveland
71 10/8/06 vs. New York Jets
71 12/7/03 vs. Houston

MOST RECEIVING TOUCHDOWNS

Season
28 2007
26 2010
24 1998
Game
4 11/29/98 at Cincinnati
4 12/23/07 vs. Oakland
4 12/30/07 at Houston
4 10/31/10 at Dallas

MOST RECEIVING TOUCHDOWNS, OPPONENT

Season
28 1995, 2009, 2010
25 2008
24 1996, 1997
Game
5 12/26/99 at Tennessee
5 9/10/00 at Baltimore
4 In 7 games, last 12/27/09 at N.E.

HIGHEST RECEIVING AVERAGE

Season
12.5 1997
12.4 1996, 1998
Game
22.1 11/9/97 vs. Kansas City (9 for 199)
19.2 12/28/98 vs. Pittsburgh (10 for 192)

HIGHEST RECEIVING AVERAGE, OPPONENT

Season
13.2 2000
12.7 2008, 2010
12.2 1996
Game
20.4 11/16/97 vs. Tennessee (9 for 184)
19.4 11/15/98 vs. Tampa Bay (10 for 194)

MOST 100-YARD RECEIVING GAMES BY AN INDIVIDUAL

Season
12 1999, 2000
9 1996



TEAM RECORDS / REGULAR SEASON

PUNTING

MOST PUNTS

Season

99 2011
85 1998
84 2004

Game

10 11/16/08 vs. Tennessee
9 7 times, last 12/24/11 at Tennessee

FEWEST PUNTS

Season

54 2007
57 2010
66 1997

Game

0 10/20/96 at St. Louis
0 10/14/07 vs. Houston
0 12/2/07 at Indianapolis
0 9/19/10 at San Diego
0 10/10/10 at Buffalo

MOST PUNTING YARDS

Season

4,147 2011
3,824 1998
3,592 2004

Game

422 10/16/05 at Pittsburgh (9 punts)
409 11/16/08 vs. Tennessee (10 punts)
406 12/24/11 at Tennessee (9 punts)

FEWEST PUNTING YARDS

Season

2,249 2007
2,496 2010
2,853 2003

Game

0 10/20/96 at St. Louis (0 punts)
0 10/14/07 vs. Houston (0 punts)
0 12/2/07 at Indianapolis (0 punts)
0 9/19/10 at San Diego (0 punts)
0 10/10/10 at Buffalo (0 punts)

MOST PUNTS, OPPONENT

Season

96 1999
90 2006, 2000
89 2011

Game

12 12/3/00 vs. Cleveland
10 9/20/98 vs. Baltimore
10 12/7/03 vs. Houston
10 11/27/11 vs. Houston

FEWEST PUNTS, OPPONENT

Season

61 1995
62 2009
64 2010

Game

1 6 times, last 10/2/11 vs. N.O.

MOST PUNTING YARDS, OPPONENT

Season

3,976 1999
3,852 2011
3,822 2000

Game

517 12/3/00 vs. Cleveland (12 punts)
491 9/20/98 vs. Baltimore (10 punts)

FEWEST PUNTING YARDS, OPPONENT

Season

2,518 2002
2,564 1995

Game

28 12/17/95 at Detroit (1 punt)
29 10/15/95 vs. Chicago (1 punt)

MOST PUNTS, BOTH TEAMS

Season

188 2011 (Jaguars 99, Opp. 89)
174 1999 (Jaguars 78, Opp. 96)
170 2005 (Jaguars 82, Opp. 88)

Game

19 11/27/11, Jaguars (9), vs. Hou. (10)
18 9/20/98, Jaguars (8), vs. Bal. (10)
18 11/14/99, Jaguars (9), vs. Bal. (9)
18 11/16/08, Jaguars (10), vs. Ten. (8)

FEWEST PUNTS, BOTH TEAMS

Season

120 2007 (Jaguars 54, Opp. 66)
121 2010 (Jaguars 57, Opp. 64)
134 2008 (Jaguars 67, Opp. 67)
134 2009 (Jaguars 72, Opp. 62)

Game

2 10/15/95, Jaguars (1), vs. Chi. (1)
2 10/14/07, Jaguars (0), vs. Hou. (2)
2 12/2/07, Jaguars (0), at Ind. (2)
2 9/19/10, Jaguars (0), at S.D. (2)

HIGHEST PUNTING AVERAGE

Season

45.0 1998 (85 punts)
44.9 1997 (66 punts)
44.2 2002 (81 punts)

Game (minimum 4 punts)

53.8 10/19/97 at Dallas (5 punts)
53.2 9/29/02 vs. New York Jets (5 punts)

HIGHEST PUNTING AVERAGE, OPPONENT

Season

44.9 2009 (62 punts)
44.1 2004 (74 punts)

Game (minimum 4 punts)

57.5 11/4/01 at Tennessee (4 punts)
53.2 9/10/06 vs. Dallas (5 punts)
52.7 12/2/99 vs. Pittsburgh (6 punts)

PUNT RETURNS

MOST PUNT RETURNS

Season

53 2005
46 2000
45 1998, 1999, 2006

Game

7 12/3/00 vs. Cleveland
7 11/13/05 vs. Baltimore
7 12/18/05 vs. San Francisco

MOST PUNT RETURN YARDS

Season

581 1998
462 1999
415 2005

Game

134 9/13/98 vs. Kansas City
99 12/19/10 at Indianapolis
83 11/21/98 vs. New Orleans

HIGHEST PUNT RETURN AVERAGE

Season

12.9 1998 (45 for 581 yards)
11.4 1997 (36 for 412 yards)
11.1 2002 (28 for 311 yards)
11.1 2003 (34 for 376 yards)

Game (minimum 4 returns)

24.8 12/19/10 at Ind. (4 for 99 yards)
20.5 9/24/95 vs. G.B. (4 for 82 yards)
17.5 10/6/96 at N.O. (4 for 70 yards)

MOST PUNT RETURNS, OPPONENT

Season

48 2011
45 1995

Game

7 11/27/11 vs. Houston
6 7 times, last 12/24/11 at Tennessee

PUNT RETURNS

MOST PUNT RETURN YARDS, OPPONENT

Season

478 2000
429 2004

Game

199 11/14/04 vs. Detroit
116 11/27/11 vs. Houston
104 11/26/06 at Buffalo
102 9/7/03 at Carolina

HIGHEST PUNT RETURN AVERAGE, OPPONENT

Season

12.6 2000 (38 for 478 yards)
11.8 2006 (29 for 343 yards)
11.3 2004 (38 for 429 yards)

Game (minimum 4 returns)

33.2 11/14/04 vs. Det. (6 for 199 yards)
18.8 10/16/05 at Pit. (5 for 94 yards)
17.4 9/23/01 vs. Ten. (5 for 87 yards)

KICKOFF RETURNS

MOST KICKOFF RETURNS

Season

80 2010
74 1995, 2008
67 1996, 2003

Game

9 12/17/95 at Detroit
8 11/12/95 vs. Seattle
8 12/1/02 vs. Pittsburgh

MOST KICKOFF RETURN YARDS

Season

1,903 2010
1,678 2008
1,532 1995

Game

223 10/25/98 at Denver
209 12/17/95 at Detroit
198 12/26/99 at Tennessee

HIGHEST KICKOFF RETURN AVERAGE

Season

23.9 2005 (50 for 1,197 yards)
23.8 2010 (80 for 1,903 yards)
23.2 2006 (49 for 1,136 yards)
22.7 2007 (49 for 1,110 yards)
22.7 2008 (74 for 1,678 yards)

Game (minimum 4 returns)

40.5 11/4/07 at N.O. (4 for 162 yards)
36.3 10/10/10 at Buffalo (4 for 145 yards)
33.5 10/6/96 at N.O. (4 for 134 yards)
32.6 12/12/10 vs. Oak. (5 for 163 yards)

MOST TOUCHDOWNS, KICKOFF RETURN

Game

1 12/3/95 at Denver
1 12/7/97 vs. New England
1 12/26/99 at Tennessee
1 11/18/01 at Pittsburgh
1 11/27/05 at Arizona
1 12/10/06 vs. Indianapolis
1 11/4/07 at New Orleans

MOST KICKOFF RETURNS, OPPONENT

Season

77 1997
76 1998

Game

9 9/10/00 at Baltimore
9 12/3/00 vs. Cleveland
9 12/10/00 vs. Arizona

MOST KICKOFF RETURN YARDS, OPPONENT

Season

1,858 1998
1,730 1997

Game

234 12/30/07 at Houston
213 12/10/00 vs. Arizona
198 12/6/98 vs. Detroit

KICKOFF RETURNS

HIGHEST KICKOFF RETURN AVERAGE, OPPONENT

Season

24.4 1998 (76 for 1,858 yards)
24.3 2011 (26 for 632 yards)
23.7 1995 (54 for 1,278 yards)
23.7 2005 (56 for 1,327 yards)

Game (minimum 4 returns)

46.8 12/30/07 at Houston (5 for 234 yards)
39.4 9/6/98 at Chicago (5 for 197 yards)
36.8 12/17/09 vs. Ind. (4 for 147 yards)

MOST TOUCHDOWNS, KICKOFF RETURN, OPPONENT

Game

2 12/30/07 at Houston
1 12/10/95 vs. Indianapolis
1 9/6/98 at Chicago
1 12/23/00 at New York Giants
1 12/17/09 vs. Indianapolis

INTERCEPTIONS

MOST INTERCEPTIONS

Season

20 2006, 2007
19 1999, 2005

Game

4 10/31/10 at Dallas
3 19 times, last 12/11/11 vs. TB

MOST INTERCEPTIONS, OPPONENT

Season

21 2010
20 1996
17 2003

Game

5 10/20/96 at St. Louis
4 11/12/06 vs. Hou.
4 12/17/95 at Detroit
4 9/19/10 at San Diego
4 11/21/10 vs. Cleveland
4 9/18/11 at N.Y. Jets

MOST INTERCEPTION RETURN YARDS

Season

330 1999
280 2006
237 2007

Game

110 11/5/06 vs. Tennessee (3 ints)
90 9/12/99 vs. San Francisco (3 ints)
88 9/21/08 at Indianapolis (2 ints)
72 10/5/08 vs. Pittsburgh (1 int)

MOST INTERCEPTION RETURN YARDS, OPPONENT

Season

370 1996
299 2001
263 2010
234 2009

Game

177 10/20/96 at St. Louis (5 ints)
153 12/17/06 at Tennessee (3 ints)
132 11/22/98 at Pittsburgh (3 ints)

MOST INTERCEPTIONS RETURNED FOR A TOUCHDOWN

Season

3 1999
2 2005, 2007, 2008

Game

1 11 times, last 10/5/08 vs. Pittsburgh

MOST INTERCEPTIONS RETURNED FOR A TOUCHDOWN, OPPONENT

Season

3 1996, 1998

Game

2 12/17/06 at Tennessee
2 11/22/98 at Pittsburgh
1 In 14 games, last 10/24/10 at K.C.



TEAM RECORDS / REGULAR SEASON

PENALTIES

MOST PENALTIES

Season
127 1996
121 1995, 1998, 2005

Game
17 9/22/96 at New England (OT)
15 10/13/96 vs. New York Jets
15 10/2/05 vs. Denver

FEWEST PENALTIES

Season
70 2009
76 2007
77 2011

Game
0 12/1/02 vs. Pittsburgh
1 5 times, last 12/27/09 at New England

MOST YARDS PENALIZED

Season
1,006 1996, 2005
970 1995

Game
148 9/22/96 at New England
123 10/13/96 vs. New York Jets
122 11/30/97 vs. Baltimore

FEWEST YARDS PENALIZED

Season
542 2009
594 2007

Game
0 12/1/02 vs. Pittsburgh
3 12/22/96 vs. Atlanta

MOST PENALTIES, OPPONENT

Season
130 2005
118 2004

Game
18 1/1/06 vs. Tennessee
14 11/26/95 vs. Cincinnati
13 12/12/04 vs. Chicago

FEWEST PENALTIES, OPPONENT

Season
64 2009
80 2006, 2008
82 2007

Game
0 12/14/97 at Buffalo
0 12/24/11 at Tennessee
1 5 times, last 11/29/09 at San Francisco

MOST YARDS PENALIZED, OPPONENT

Season
1,055 2005
966 2004

Game
149 10/12/05 vs. Miami
140 1/1/06 vs. Tennessee
129 11/12/95 vs. Seattle

FEWEST YARDS PENALIZED, OPPONENT

Season
498 2009
636 2007
684 2006

Game
0 12/14/97 at Buffalo
0 12/24/11 at Tennessee
5 12/7/08 at Chicago
5 11/29/09 at San Francisco

SACKS

MOST SACKS

Season
57 1999
48 1997
47 2005

Game
9 11/7/99 at Atlanta
7 9/16/07 vs. Atlanta
7 11/9/08 at Detroit

MOST SACKS, OPPONENT

Season
63 2001
57 1995

Game
8 12/9/01 at Cincinnati
8 12/16/01 at Cleveland

MOST CONSECUTIVE GAMES WITH NO SACKS ALLOWED

2 12/9/07 vs. Carolina through 12/16/07 at Pittsburgh

OPPONENT RECORDS / REGULAR SEASON

PASSING

MOST YARDS PASSING

445 Drew Brees, N.O. (11/4/07, 35 of 49)
440 Peyton Manning, Ind. (9/25/00, 23 of 36)
379 Jon Kitna, Dallas (10/31/10)
368 Peyton Manning, Ind. (10/24/04, 27 of 39)
367 Brett Favre, G.B. (12/19/04, 30 of 44)

MOST PASS ATTEMPTS

50 Vinny Testaverde, Bal. (11/24/96),
50 Rich Gannon, K.C. (11/9/97),
50 Shane Matthews, Was. (11/10/02),
50 Peyton Manning, Ind. (12/10/06)
49 Dan Marino, Miami (10/12/98),
49 Drew Brees, N.O. (11/4/07),
49 Jon Kitna, Dallas (10/31/10)

MOST PASS COMPLETIONS

35 Drew Brees, New Orleans (11/4/07)
34 Jon Kitna, Dallas (10/31/10)
33 Peyton Manning, Ind. (10/3/10)
31 Vinny Testaverde, Bal. (11/24/96)
31 Drew Brees, New Orleans (10/2/11)

MOST CONSECUTIVE PASS COMPLETIONS

17 Chad Henne, Miami (12/13/09)
15 Kurt Warner, Arizona (9/20/09)
14 Tom Brady, New England (12/27/09)
13 Peyton Manning, Indianapolis (12/17/09)
12 Vince Young, Tennessee (11/1/09)

MOST TOUCHDOWN PASSES

5 Steve McNair, Tennessee (12/26/99)
5 Tony Banks, Baltimore (9/10/00)
4 John Elway, Denver (12/3/95)
4 Peyton Manning, Ind. (9/25/00)
4 Peyton Manning, Ind. (12/2/07)
4 Matt Hasselbeck, Seattle (10/11/09)
4 Peyton Manning, Ind. (12/17/09)
4 Tom Brady, New England (12/27/09)

MOST PASSES HAD INTERCEPTED

4 Jon Kitna, Dallas (10/31/10)
3 13 times, last JaMarcus Russell, Oakland (12/23/07)

LONGEST PASS PLAYS

98t Ryan Fitzpatrick (Buffalo) to Terrell Owens (11/22/09)
83t Jamie Martin (St. Louis) to Kevin Curtis (10/30/05)
80t Matt Hasselbeck (Tennessee) to Kenny Britt (9/11/11)
79t Trent Dilfer (Tampa Bay) to Reidel Anthony (11/15/98)
77t Brad Johnson (Washington) to Albert Connell (10/22/00)

RUSHING

MOST RUSHING YARDS

228 Chris Johnson, Tennessee (11/1/09), 24 attempts
180 Arian Foster, Houston (1/2/10), 31 attempts
179 Steven Jackson, St. Louis (10/30/05), 25 attempts
176 Shawn Alexander, Seattle (10/7/01), 31 attempts
175 Chris Brown, Tennessee (9/9/07), 19 attempts
167 Eddie George, Tennessee (10/16/00), 29 attempts

MOST RUSHING ATTEMPTS

36 Terry Allen, Washington (9/28/97), 122 yards
33 Anthony Thomas, Chicago (1/6/02), 160 yards
33 Larry Johnson, Kansas City (12/31/06), 138 yards
33 Jerome Harrison, Cleveland (1/3/10), 127 yards
33 Arian Foster, Houston (10/30/11), 112 yards

MOST RUSHING TOUCHDOWNS

3 Terrell Davis, Denver (10/25/98)
3 Travis Henry, Buffalo (9/14/03)
3 Larry Johnson, Kansas City (12/31/06)

LONGEST RUN FROM SCRIMMAGE

89t Chris Johnson, Tennessee (11/1/09)
86t Joey Galloway, Seattle (11/12/95)
76 Eddie George, Houston (9/8/96)

LONGEST TD RUNS FROM SCRIMMAGE

89 Chris Johnson, Tennessee (11/1/09)
86 Joey Galloway, Seattle (11/12/95)
52 Chris Johnson, Tennessee (11/1/09)

RECEIVING

MOST RECEPTIONS

15 Reggie Wayne, Ind. (10/3/10)
14 Tim Brown, Oakland (12/21/97)
14 David Boston, San Diego (10/5/03)
13 Wes Welker, N.E. (12/27/09)

MOST RECEIVING YARDS

211 Albert Connell, Washington (10/22/00), 7 receptions
197 Terrell Owens, Buffalo (11/22/09), 9 receptions
196 Yancey Thigpen, Pittsburgh (10/26/97), 11 receptions
196 Reggie Wayne, Indianapolis (10/3/10), 15 receptions
193 Amani Toomer, N.Y. Giants (12/23/00)

MOST RECEIVING TOUCHDOWNS

3 Curtis Conway, Chicago (10/15/95)
3 Carl Pickens, Cincinnati (12/1/96)
3 Irving Fryar, Philadelphia (10/12/97)
3 Albert Connell, Was. (10/22/00)
3 Santana Moss, Was. (10/1/06)
3 Randy Moss, N.E. (12/27/09)

LONGEST RECEPTIONS

98t Terrell Owens (Buffalo) from Ryan Fitzpatrick (11/22/09)
83t Kevin Curtis (St. Louis) from Jamie Martin (10/30/05)
80t Kenny Britt (Tennessee) from Matt Hasselbeck (9/11/11)
79t Reidel Anthony (Tampa Bay) from Trent Dilfer (11/15/98)
77t Albert Connell (Washington) from Brad Johnson (10/22/00)
76t Marvin Harrison (Indianapolis) from Peyton Manning (9/25/00)
70 Marcus Pollard (Indianapolis) from Peyton Manning (11/9/03)

COMBINED YARDS

(rushing, receiving and returns)
269 Reidel Anthony, T.B. (11/15/98), 0 rush, 126 rec, 143 returns
257 Eddie Drummond, Det. (11/14/04), 0 rushing, 0 receiving, 257 returns
254 Andre Davis, Houston (12/30/07), 0 rushing, 20 rec, 234 returns
239 Chris Johnson, Tennessee (11/1/09), 228 rushing, 11 receiving

TOTAL YARDS FROM SCRIMMAGE

(rushing and receiving)
239 Chris Johnson, Tennessee (11/1/09), 228 rushing, 11 receiving
212 Terrell Davis, Denver (10/25/98), 136 rushing, 76 receiving
211 Albert Connell, Was. (10/22/00), 0 rushing, 211 receiving
209 Eddie George, Ten. (10/16/00), 167 rushing, 42 receiving
209 Darren McFadden, Oak. (12/12/10), 123 rushing, 86 receiving

PUNTING

MOST PUNTS

12 Chris Gardocki, Cleveland, (12/3/00), 517 yards
10 Kyle Richardson, Baltimore, (9/20/98), 491 yards
10 Chad Stanley, Houston, (12/7/03), 419 yards
10 Brett Hartmann, Houston, (11/27/11), 436 yards

HIGHEST GROSS PUNTING AVERAGE (minimum 4 punts)

57.5 Craig Hentrich, Ten. (11/4/01), 4 punts
53.2 Mat McBriar, Dallas (9/10/06), 5 punts
52.7 Josh Miller, Pittsburgh (12/2/99), 6 punts

LONGEST PUNTS

80 Brian Moorman, Buf. (9/12/04), net 68
75 Josh Miller, Pittsburgh (12/2/99), net 55
75 Kyle Larson, Cincinnati (10/9/05), net 75
73 Craig Hentrich, Ten. (11/5/06), net 73

MOST PUNTS INSIDE THE 20

5 Rich Camarillo, Hou. (9/3/95), 9 punts
5 Josh Miller, Pit. (11/18/01), 8 punts
5 Chris Gardocki, Pit. (9/18/06), 8 punts



OPPONENT RECORDS / REGULAR SEASON

PUNT RETURNS

MOST PUNT RETURNS

7	Jacoby Jones, Houston (11/27/11)
6	Winslow Oliver, Carolina (9/29/96)
6	Andre Hastings, Pittsburgh (11/17/96)
6	Craig Yeast, Cincinnati (9/17/00)
6	Steve Smith, Carolina (9/7/03)
6	Eddie Drummond, Detroit (11/14/04)
6	Marc Mariani, Tennessee (12/24/11)

MOST PUNT RETURN YARDS

199	Eddie Drummond, Detroit (11/14/04), 6 returns
116	Jacoby Jones, Houston (11/27/11), 7 returns
104	Roscoe Parrish, Buffalo (11/26/06), 2 returns
102	Steve Smith, Carolina (9/7/03), 6 returns

LONGEST PUNT RETURNS

83t	Eddie Drummond, Detroit (11/14/04)
82t	Peter Warrick, Cincinnati (12/17/00)
82t	Terrence Wilkins, Indianapolis (9/24/06)
82t	Roscoe Parrish, Buffalo (11/26/06)

HIGHEST PUNT RETURN AVERAGE
(minimum 3 returns)

33.2	Eddie Drummond, Detroit (11/14/04), 6 for 199 yards
29.0	Peter Warrick, Cincinnati (12/17/00), 3 for 87 yards
27.3	Terrence Wilkins, Indianapolis (9/24/06), 3 for 82 yards

MOST FAIR CATCHES

7	Chris Carr, Tennessee (11/16/08)
3	7 times, last Dexter Wynn, Houston (11/12/06)

KICKOFF RETURNS

MOST KICKOFF RETURNS

8	MarTay Jenkins, Arizona (12/10/00), 193 yards
8	Nate Jacquet, Minnesota (12/23/01), 155 yards
8	Justin Miller, N.Y. Jets (10/8/06), 172 yards

MOST KICKOFF RETURN YARDS

234	Andre Davis, Houston (12/30/07), 5 returns
197	Glyn Milburn, Chicago (9/6/98), 5 returns
196	Adam Jones, Tennessee (11/20/05), 6 returns

MOST KICKOFF RETURN TOUCHDOWNS

2	Andre Davis, Houston (12/30/07), 97 and 104 yards
1	Aaron Bailey, Indianapolis (12/10/95), 95 yards
1	Glyn Milburn, Chicago (9/6/98), 88 yards
1	Jason Sehorn, N.Y. Giants (12/23/00), 38 yards (onside kick)
1	Chad Simpson, Indianapolis (12/17/09), 93 yards

LONGEST KICKOFF RETURNS

104t	Andre Davis, Houston (12/30/07)
97t	Andre Davis, Houston (12/30/07)
95t	Aaron Bailey, Indianapolis (12/10/95)

HIGHEST KICKOFF RETURN AVERAGE
(minimum 3 returns)

46.8	Andre Davis, Houston (12/30/07), 5 for 234 yards
43.3	Corey Harris, Baltimore (11/28/99), 3 for 130 yards
39.4	Glyn Milburn, Chicago (9/6/98), 5 for 197 yards

INTERCEPTIONS

MOST INTERCEPTIONS

3	Samari Rolle, Tennessee (12/26/99)
2	14 times, last Antonio Cromartie, N.Y. Jets (9/18/11)

MOST INTERCEPTION RETURN YARDS

130	Dewayne Washington, Pit. (11/22/98)
106	Anthony Parker, St. Louis (10/20/96)
97	Anthony Henry, Cleveland (12/16/01)

LONGEST INTERCEPTION RETURN

97t	Anthony Henry, Cleveland (12/16/01)
92t	Anthony Parker, St. Louis (10/20/96)
83t	Adam Jones, Tennessee (12/17/06)

INTERCEPTIONS RETURNED FOR A TD

2	Dewayne Washington, Pit. (11/22/98)
---	-------------------------------------

SACKS

MOST SACKS

4.0	Connor Barwin, Houston (11/27/11)
3.5	John Abraham, Atlanta (12/15/11)
3.0	12 times, last Mario Williams, Houston (12/1/08)

TACKLES

MOST TACKLES

17	Stephen Tulloch, Ten. (12/5/10)
15	Keith Brooking, Atlanta (12/28/03)
15	Jonathan Joseph, Cin. (11/2/08)
15	Jerod Mayo, New England (12/27/09)

FUMBLES

MOST FORCED FUMBLES

2	8 times, last John Abraham, Atlanta (12/15/11)
---	---

MOST FUMBLE RECOVERIES

2	Bobby Houston, N.Y. Jets (9/17/95)
2	Samari Rolle, Tennessee (9/23/01)
2	Kimo von Oelhoffen, Pit. (11/18/01)
2	Ray Lewis, Baltimore (12/28/08)

SCORING

POINTS

19	Jeff Reed, Pittsburgh (12/1/02), 6 FGs, 1 PAT
18	10 times, last Randy Moss, N.E. (12/27/09), 3 TDs

TOUCHDOWNS

3	10 times, last Randy Moss, N.E. (12/27/09), 3 rec.
---	---

FIELD GOALS

6	Jeff Reed, Pittsburgh (12/1/02)
5	Adam Vinatieri, N.E. (9/22/96) (OT)
5	Matt Stover, Baltimore (10/8/00)

EXTRA POINTS

6	Todd Peterson, Seattle (11/12/95)
6	Kris Brown, Houston (12/30/07)

LONGEST FIELD GOALS

*63	Jason Elam, Denver (10/25/98)
	*Tied NFL Record
54	Ryan Longwell, Min. (11/23/08)
53	Al Del Greco, Houston (10/1/95)
53	Gary Anderson, Min. (12/20/98)
53	Neil Rackers, Houston (11/27/11)

BLOCKED KICKS

MOST BLOCKED KICKS (FGs, PATs)

1	11 times, last Michael Griffin, Tennessee (11/1/09), PAT
---	---

LAST TIME IT HAPPENED

OVERTIME GAME WON

By Jaguars — Jaguars 23, St. Louis 20, 10/18/09
By Opponents — vs. Washington 20, Jaguars 17, 12/26/10

KICKOFF RETURNED FOR A TOUCHDOWN

By Jaguars — Maurice Jones-Drew (100 yards) at New Orleans, 11/4/07
By Opponents — Tyaun Hagler of Indianapolis (41 yards), 12/19/10

PUNT RETURNED FOR A TOUCHDOWN

By Jaguars — Mike Thomas (78 yards) at Indianapolis, 12/19/10
By Opponents — Leonard Little of St. Louis (36 yards), 10/18/09

INTERCEPTED PASS RETURNED FOR A TOUCHDOWN

By Jaguars — Rashean Mathis (72 yards) vs. Pittsburgh, 10/5/08
By Opponents — Derrick Johnson of Kansas City (15 yards), 10/24/10

FUMBLE RETURNED FOR A TOUCHDOWN

By Jaguars — Nate Collins (end zone) vs. Tampa Bay, 12/11/11
By Opponents — Corey Peters of Atlanta (13 yards), 12/15/11

BLOCKED FIELD GOAL RETURNED FOR A TOUCHDOWN

By Jaguars — Chris Hudson (58 yards) vs. Pittsburgh, 9/22/97
By Opponents — Antrel Rolle of Arizona (83 yards), 9/20/09

BLOCKED PUNT RETURNED FOR A TOUCHDOWN

By Jaguars — Zach Potter (46 yards) at Atlanta, 12/15/11
By Opponents — Bernard Pollard (0 yards) of Kansas City, 12/31/06

BLOCKED FIELD GOAL

By Jaguars — Gerald Sensabaugh at Detroit (Jason Hanson), 11/9/08
By Opponents — Jacob Ford of Tennessee (Josh Scobee), 12/5/10

BLOCKED PUNT

By Jaguars — Kassim Osgood at Atlanta (Matt Bosher), 12/15/11
By Opponents — Bernard Pollard of Kansas City (Chris Hanson), 10/31/06

BLOCKED EXTRA POINT

By Jaguars — Tony Brackens vs. Cincinnati (Doug Pelfrey), 10/5/97
By Opponents — Michael Griffin of Tennessee (Josh Scobee), 11/1/09

SAFETY SCORED

By Jaguars — Daryl Smith vs. Chicago, 12/12/04
By Opponents — Greg Hardy of Carolina (tackled Blaine Gabbert in end zone), 9/25/11

SHUTOUT

By Jaguars — Jaguars 41, New York Jets 0, 10/8/06
By Opponents — at Seattle 41, Jaguars 0, 10/11/09

100 YARDS RUSHING

By Jaguars — Maurice Jones-Drew vs. Indianapolis (169 yards), 1/1/12
By Opponents — Ryan Mathews of San Diego (112 yards), 12/5/11

200 YARDS RUSHING

By Jaguars — Fred Taylor at Pittsburgh (234 yards), 11/19/00
By Opponents — Chris Johnson of Tennessee (228 yards), 11/1/09

300 YARDS PASSING

By Jaguars — David Garrard vs. Houston (342 yards), 11/14/10
By Opponents — Matt Hasselbeck of Tennessee (350 yards), 12/24/11

100 YARDS RECEIVING

By Jaguars — Jason Hill vs. Cincinnati (118 yards), 10/9/11
By Opponents — Jared Cook of Tennessee (169 yards), 12/24/11

200 YARDS RECEIVING

By Jaguars — Jimmy Smith at Baltimore (291 yards), 9/10/00
By Opponents — Albert Connell of Washington (211 yards), 10/22/00

100 YARDS RUSHING IN A HALF

By Jaguars — Maurice Jones-Drew at Tennessee (107 yards in second half), 12/5/10
By Opponents — Rashard Mendenhall of Pittsburgh (113 yards in first half), 10/16/11

TWO 100-YARD RUSHERS IN SAME GAME

By Jaguars — Rashad Jennings (109 yards) and Maurice Jones-Drew (101 yards) vs. Oakland, 12/12/10
By Opponents — None

100 YARDS RECEIVING IN A HALF

By Jaguars — Jason Hill vs. Cincinnati (104 yards in second half), 10/9/11
By Opponents — Jared Cook of Tennessee (136 yards in first half), 12/24/11

TWO 100-YARD RECEIVERS IN SAME GAME

By Jaguars — Mike Sims-Walker (120 yards) and Torry Holt (101 yards) vs. St. Louis, 10/18/09
By Opponents — Dallas Clark (105 yards) and Reggie Wayne (108 yards) of Indianapolis, 12/18/08

FOUR TOUCHDOWN PASSES

By Jaguars — David Garrard at Dallas, 10/31/10
By Opponents — Jon Kitna of Dallas, 10/31/10

THREE TOUCHDOWN PASSES

By Jaguars — David Garrard vs. Oakland, 12/12/10
By Opponents — Matt Ryan of Atlanta, 12/15/11

THREE TOUCHDOWN RECEPTIONS

By Jaguars — Jimmy Smith at Baltimore, 9/10/00
By Opponents — Randy Moss of New England, 12/27/09

THREE TOUCHDOWNS RUSHING

By Jaguars — Maurice Jones-Drew vs. St. Louis, 10/18/09
By Opponents — Larry Johnson of Kansas City, 12/31/06

FIVE FIELD GOALS

By Jaguars — Josh Scobee at Buffalo, 10/10/10
By Opponents — Jeff Reed of Pittsburgh, 12/1/02 (six field goals)

THREE SACKS

By Jaguars — Paul Spicer at N.Y. Jets, 9/25/05
By Opponents — John Abraham of Atlanta, 12/15/11

MISSED POINT AFTER TOUCHDOWN ATTEMPT

By Jaguars — Josh Scobee at Tennessee, 11/1/09 (blocked)
By Opponents — Mike Nugent of Cincinnati, 10/9/11

TWO-POINT CONVERSION

By Jaguars — David Garrard run vs. Buffalo, 11/22/09
By Opponents — Greg Olsen pass from Cam Newton at Carolina, 9/25/11

MISSED TWO-POINT CONVERSION

By Jaguars — DuJuan Harris, run failed, vs. Tampa Bay, 12/11/11
By Opponents — Ryan Fitzpatrick of Buffalo, pass failed, 10/10/10



JAGUARS OFFENSE YEAR-BY-YEAR

YEAR	FIRST DOWN				3RD DOWN	TOTAL YARDS	OFFENSE			RUSHING			PASSING			PUNT AVG.	PENALTY YARDS	FUM. LOST	PTS.	TD	Rn/Ps/Rt	FGs	T.O.P.
	TOT	RUN	PASS	PEN			PLAYS	AVG.	YARDS	ATT.	AVG.	NET	SACKS	GROSS	ATT./CMP./INT.								
1995	283	100	154	29	74/205	4,495	962	4.7	1,705	410	4.2	2,790	57-354	3,144	495/275/15	82-43.8	121-970	23-13	275	31	9/19/3	20/27	28:37
1996	325	90	208	27	87/208	5,760	1,038	5.5	1,650	431	3.8	4,110	50-257	4,367	557/353/20	69-43.7	127-1,006	29-10	325	33	13/19/1	30/36	31:18
1997	308	103	187	18	82/209	5,424	998	5.4	1,720	454	3.8	3,704	40-218	3,922	504/313/9	66-44.9	110-914	17-11	394	43	20/20/3	31/36	29:40
1998	287	111	153	23	94/220	5,214	989	5.3	2,102	487	4.3	3,112	39-231	3,343	463/269/12	85-45.0	121-898	18-8	392	47	19/24/4	21/26	28:59
1999	331	116	194	21	92/230	5,586	1,085	5.1	2,091	514	4.1	3,495	36-221	3,716	535/320/11	78-41.8	90-755	18-7	396	42	20/16/6	31/38	31:57
2000	318	109	193	16	100/235	5,690	1,080	5.3	2,032	481	4.2	3,658	54-289	3,947	545/333/15	79-41.9	95-703	27-14	367	40	18/22/0	29/33	31:32
2001	289	85	181	23	70/198	4,840	969	5.0	1,600	372	4.3	3,240	63-430	3,670	534/321/14	82-43.6	97-710	29-13	294	34	11/20/3	18/28	28:01
2002	275	105	156	14	71/207	4,851	959	5.1	2,089	455	4.6	2,762	42-257	3,019	462/268/9	81-44.2	89-685	12-6	328	38	19/18/1	19/27	28:39
2003	305	118	163	24	80/216	5,358	1,024	5.2	2,073	481	4.3	3,285	28-136	3,421	515/303/17	69-41.3	108-895	27-14	276	31	13/17/1	20-33	30:09
2004	279	88	161	30	80/217	5,009	991	5.1	1,850	446	4.2	3,159	32-156	3,315	513/305/11	84-42.8	109-940	23-11	261	26	9/17/0	24-31	30:28
2005	301	97	170	34	93/225	5,149	1,021	5.0	1,959	502	3.9	3,190	32-162	3,352	487/283/6	83-42.4	121-1,006	27-11	361	42	18/21/3	23/30	31:33
2006	293	127	147	19	85/217	5,423	989	5.5	2,541	513	5.0	2,882	30-178	3,060	446/266/14	73-40.0	97-806	16-9	371	42	23/17/2	26/32	32:11
2007	328	127	180	21	100/219	5,719	1,022	5.6	2,391	522	4.6	3,328	31-167	3,495	469/288/8	54-41.6	76-594	18-13	411	50	18/28/4	21/24	32:08
2008	312	107	183	22	87/213	5,106	1,005	5.1	1,774	426	4.2	3,332	42-288	3,620	537/335/13	67-43.3	104-813	23-11	302	35	17/15/3	19/25	31:22
2009	300	114	170	16	102/226	5,385	1,010	5.3	2,029	447	4.5	3,356	44-243	3,599	519/315/10	72-41.9	70-542	26-13	290	34	19/15/0	18/28	30:08
2010	330	148	161	21	81/203	5,460	1,019	5.4	2,395	512	4.7	3,065	38-291	3,356	469/291/21	57-43.8	83-675	23-12	353	41	14/26/1	22/28	31:43
2011	251	103	122	26	81/241	4,149	1,002	4.1	1,970	489	4.0	2,179	44-331	2,510	469/240/15	99-41.9	77-680	27-8	243	25	9/12/4	23/25	30:02

JAGUARS DEFENSE YEAR-BY-YEAR

YEAR	FIRST DOWN				3RD DOWN	TOTAL YARDS	OFFENSE			RUSHING			PASSING			PUNT AVG.	PENALTY YARDS	FUM. LOST	PTS.	TD	Rn/Ps/Rt	FGs	T.O.P.
	TOT	RUN	PASS	PEN			PLAYS	AVG.	YARDS	ATT.	AVG.	NET	SACKS	GROSS	ATT./CMP./INT.								
1995	320	121	177	22	107/222	5,515	1,030	5.4	2,003	504	4.0	3,512	17-72	3,584	509/304/13	61-42.0	102-958	22-11	404	46	17/28/1	27/31	31:23
1996	316	110	181	25	93/211	5,095	993	5.1	1,781	447	4.0	3,314	37-237	3,551	509/291/13	71-42.0	97-800	26-14	335	37	9/24/4	26/34	28:42
1997	318	107	190	21	102/226	5,238	1,035	5.1	1,734	455	3.8	3,504	48-331	3,835	532/320/14	73-41.9	90-800	26-15	318	39	12/24/3	17/25	30:20
1998	309	108	178	23	81/222	5,559	1,057	5.3	2,000	450	4.4	3,559	30-209	3,768	577/325/13	78-43.5	109-953	25-17	338	36	9/23/4	30/35	31:01
1999	248	72	159	17	72/215	4,334	951	4.6	1,444	373	3.9	2,890	57-373	3,263	521/291/19	96-41.4	93-728	31-11	217	24	6/18/0	17/18	28:03
2000	252	85	144	23	74/203	4,845	934	5.2	1,685	436	3.9	3,160	40-247	3,407	458/258/12	90-42.5	96-814	26-18	327	39	14/23/2	17/24	28:28
2001	300	89	193	18	87/227	5,070	1,056	4.8	1,611	469	3.4	3,459	43-298	3,757	544/354/12	83-40.5	96-834	28-12	286	30	15/13/2	26/35	31:59
2002	324	112	188	24	83-212	5,335	1,042	5.1	2,071	487	4.3	3,264	36-224	3,488	519/314/14	65-38.7	96-717	20-13	315	35	14/19/2	23/34	31:21
2003	276	84	172	20	92-218	4,657	976	4.8	1,406	442	3.2	3,251	24-134	3,385	510/303/15	75-41.0	103-881	26-12	331	37	13/22/2	24/27	29:51
2004	290	83	181	26	84/205	5,134	972	5.3	1,777	438	4.1	3,357	37-217	3,574	497/306/16	74-44.1	118-966	30-12	280	31	7/18/6	21-28	29:32
2005	273	79	158	36	67/205	4,655	963	4.8	1,709	434	3.9	2,946	47-277	3,223	482/285/19	88-42.8	130-1,055	21-9	269	30	4/22/4	20/27	28:27
2006	259	94	143	22	83/227	4,538	978	4.6	1,460	420	3.5	3,078	35-200	3,278	523/294/20	90-41.4	80-684	12-4	274	32	14/12/6	17/24	27:49
2007	286	92	181	13	80/201	5,021	970	5.2	1,605	390	4.1	3,416	37-244	3,660	543/319/20	66-43.5	82-636	20-10	304	35	12/20/3	18/23	27:52
2008	289	98	166	25	82/200	5,295	922	5.7	1,709	428	4.0	3,586	29-191	3,777	465/297/13	67-43.0	80-691	15-4	367	41	14/25/2	27/30	28:38
2009	307	100	191	16	94/209	5,637	982	5.7	1,863	458	4.1	3,774	14-79	3,853	510/345/15	62-44.9	64-498	22-10	380	44	12/28/4	24/28	29:52
2010	316	98	197	21	78/189	5,949	948	6.3	1,945	416	4.7	4,004	26-189	4,193	506/329/13	64-42.4	85-748	12-5	419	50	19/28/3	23/25	28:17
2011	268	73	175	20	79/218	5,008	979	5.1	1,667	435	3.8	3,341	31-213	3,554	513/326/17	89-43.3	105-895	21-11	329	37	14/21/2	22/29	29:58





RADIO BROADCASTERS

Brian Sexton and former Jaguars defensive end Jeff Lageman are in their tenth season together calling all Jaguars games on WOKV AM & FM (690, 106.5).

Sexton, 42, called every game in the Jaguars' first 17 seasons and is one of just a handful of observers who have witnessed every Jaguars game played. Sexton anchors the Jaguars Radio Network's coverage on game day and is also the host of 'The Mike Mularkey Show' on Mondays and 'Jaguars This Week' on Wednesdays on WOKV. He also hosts 'The Mike Mularkey Show' and 'The Coggin Pregame Show' on Sunday mornings prior to kickoff on WTEV-TV, CBS 47.

Lageman, 44 played for the Jaguars from 1995 to '98 and was the team's first captain. He started 37 of 40 games played in the Jaguars' first four seasons, making 175 tackles and 12.5 sacks. In 10 NFL seasons, including his first six with the New York Jets, Lageman started 118 of 122 games played. He was a first-round draft choice of the Jets in 1989, the 14th player selected overall. After his retirement he joined the Jaguars' preseason TV booth as color analyst for the 1999 to 2002 preseasons. He is a co-host of the 'Jaguars This Week' radio show along with Sexton and Tony Boselli on Wednesday nights on WOKV. He also serves as co-host of 'Jaguars All Access' on WTEV, CBS-47.



Jaguars Radio Broadcast: Jeff Lageman and Brian Sexton

JAGUARS RADIO NETWORK

The Jaguars' flagship stations are WOKV AM & FM (690, 106.5). The Jaguars Radio Network extends to 10 affiliates in Florida and Georgia.

WOKV-AM & FM
WAOC-AM 1420
WELE-AM 1380
WHFX-FM 107.7
WYGM-AM 740

Jacksonville, covers the Jacksonville market
St. Augustine, covers the St. Augustine area
Ormond Beach, covers Daytona Beach
Brunswick, Ga., covers the southeast portion of Georgia
Orlando, covers central Florida

WIFO-FM 105.5
WMMB-AM1240 & 1350
WNFB-FM 94.3
WPSL-AM 1590
WRUF-AM 850

Jesup, Ga., covers east coast of Georgia
Melbourne
Lake City, covers north Florida from Georgia to Gainesville
Port St. Lucie, covers east coast from Fort Pierce to Stuart
Gainesville, covers Gainesville to Ocala

PRESEASON TELEVISION

The Jaguars' preseason games in 2012 will be telecast locally in Jacksonville on WTEV-TV, CBS 47.

Veteran NFL play-by-play men Kevin Harlan and Kevin Kugler will split the play-by-play duties in 2012. Harlan calls NFL games for CBS Sports, and Kugler calls NFL games for Westwood One/Dial Global Radio. Former Jaguars Pro Bowl tackle Tony Boselli returns for his seventh tour as the team's preseason color analyst.

Boselli was the first draft pick of the Jaguars and played in 91 games in his seven seasons in Jacksonville. He made five consecutive Pro Bowl starts and was the first inductee into the team's 'Pride of the Jaguars.'



KEVIN HARLAN

PLAY-BY-PLAY



KEVIN KUGLER

PLAY-BY-PLAY



TONY BOSELLI

COLOR ANALYST

2012 Preseason Television Affiliates

WTEV-47 Jacksonville
WFTV-9 Orlando
WTXL-27 Tallahassee
WNBW-9 Gainesville
WSAV-3 Savannah, Ga.
WTVY-4 Dothan, Ala./Panama City
WJHG-7 Panama City
WSWG-43 Albany, Ga.
WTAT-24 Charleston, S.C.

BROADCAST LINEUP

DAY	SHOW	TIME	STATION
Mon.	The Mike Mularkey Show	6:00 p.m.	WOKV AM 690, FM 106.5 & Jaguars Radio Network
	Jaguars All Access	7:00 p.m.	WTEV-TV, CBS 47
Tues.	Jaguars Reporters	6:00 p.m.	WOKV AM 690 & FM 106.5
Wed.	Jaguars This Week	6:00 p.m.	WOKV AM 690 & FM 106.5
Sun.	The Sonny's Tailgate Show	3 hours before kickoff	WOKV AM 690 & FM 106.5
	Jaguars Pregame Show	1 hour before kickoff	WOKV AM 690, FM 106.5 & Jaguars Radio Network
	The Mike Mularkey Show	11:00 a.m.	WTEV-TV, CBS 47
	Coggin Pregame Show	11:30 a.m.	WTEV-TV, CBS 47
	Winn-Dixie Postgame Show	Immediately after game	WOKV AM 690, FM 106.5 & Jaguars Radio Network
	Southern Ford Dealers Scoreboard Show	Follows postgame show	WOKV AM 690 & FM 106.5
Mon.-Fri.	The Jaguars Report	Morning Drive	Throughout the Jaguars Radio Network



THE PRIDE OF THE JAGUARS

TONY BOSELLI - 1995-2001



Tony Boselli, the Jacksonville Jaguars' first-ever college draft choice, was the first member of the Jaguars franchise to be honored in The Pride of the Jaguars on October 8, 2006.

"Tony Boselli was the original Jaguar, and we are excited to recognize him," said Jaguars former owner Wayne Weaver. "We are proud of Tony's contributions on the field for this organization, and we're proud of his contributions off the field for this community. We welcome the opportunity to have Jaguars fans thank Tony for what he has meant to Jacksonville and the Jaguars."

"The seven years I spent in Jacksonville as a member of the Jaguars team were truly memorable. I also would like to thank all the Jaguars fans who made us feel so welcome when we first arrived in Jacksonville, and now that we have returned," Boselli said.

Boselli was the second player drafted overall in the 1995 college draft following an All-America career at Southern California. He started a then-team-record 90 of the 91 Jaguars games in which he played from 1995-2001 and was named to the Pro Bowl five times.

Widely considered the best offensive tackle in the game, Boselli allowed only 15.5 sacks in seven seasons and was named second team on the NFL All-Decade Team for the 1990s.



WAYNE AND DELORES WEAVER - 1993-2011



Wayne and Delores Weaver were inducted into the Pride of the Jaguars at halftime of their final game as owners of the team on January 1, 2012, becoming only the second and third inductees.

Three days later their ownership of the Jaguars was transferred to Shahid Khan, ending an ownership run that began when the franchise was awarded on November 30, 1993.

During the 17 seasons of the Weavers' ownership the Jaguars were 138-134 in the regular season and 142-140 including postseason, with six playoff berths and two division titles. The Weavers were on hand for every game during that span – 352 total including 69 preseason, 272 regular season and 11 postseason games – and twenty Jaguars players were named to the Pro Bowl.

From 1995-2011 the Weavers, through the Weaver Family Foundation, contributed more than \$22.6 million to Jacksonville agencies and organizations. The Jaguars Foundation also awarded more than \$14.8 million in grants to area non-profit agencies during that time.

Wayne Weaver served on four NFL committees: Business Ventures, Investment, Finance and Compensation. Delores Weaver also served on two committees: NFL Charities and NFL Giving.



FRED TAYLOR - 1998-2008

The Jaguars will honor record-setting running back Fred Taylor this season by inducting him into the Pride of the Jaguars on September 30 when the Jaguars host the Cincinnati Bengals. Taylor will become the fourth person, and only the second player, in team history inducted into the Pride of the Jaguars.

"While I am new to Jacksonville and the Jaguars, I fully understand that Fred Taylor is a Jaguars icon and one of the greatest Jaguars players ever," Jaguars Owner Shahid Khan said in making the announcement on June 7.

"Fred has earned his place in the Pride of the Jaguars, both with his record-setting performances on the field as well as with his involvement in the Jacksonville community throughout his career. That's what I hear from Jaguars fans, and that's what I've personally seen as well. There are a lot of reasons that Fred remains one of the most popular players to wear the Jaguars uniform, and I'm pleased to announce that we will recognize him this fall."

Taylor played for the Jaguars for 11 seasons, from 1998-2008, after being drafted ninth overall in the first round of the 1998 draft. Following two seasons with the New England Patriots he returned to Jacksonville to retire in a ceremony at EverBank Field on Sept. 2, 2011.

Taylor ranks as the Jaguars' record-holder in many categories including career rushing yards, yards from scrimmage and all-purpose yards. He rushed for 100 yards in a game 48 times, another Jaguars record.

Taylor ranks as the 15th-leading rusher in NFL history, with 11,695 career rushing yards, and he became the 21st player in NFL history to rush for 10,000 yards in his career. In 2007 he was finally recognized with one long-overdue honor – his selection to the Pro Bowl.

In seven of his 11 seasons in Jacksonville Taylor rushed for more than 1,000 yards. He's one of only three players – along with Brad Meester and Jimmy Smith – to play 11 seasons in a Jaguars uniform.



EVERBANK FIELD



EVERBANK FIELD QUICK FACTS

YEAR BUILT
1995
(Underwent a \$63 million renovation in 2004)

STADIUM NAMES
EverBank Field, 2010-present
Jacksonville Municipal Stadium, 1995-96, 2007-09
Alltel Stadium, 1997-2006

JAGUARS' RECORD AT HOME
83-53 (.610) regular season, 2-1 (.667) postseason

SUPER BOWLS HOSTED
1 (Super Bowl XXXIX - Feb. 6, 2005)

SEATING CAPACITY
67,246, 2009-Present
67,164, 2005-08
76,877, 2003-04
73,000, 1995-2002
(Can be expanded to over 82,000)

SUITES/CLUB SEATS
90 Suites/780 Terrace Seats/11,200 club seats

The home of the Jaguars got a new name on the eve of the 2010 training camp when EverBank and the Jaguars introduced EverBank Field on July 27. One of the nation's largest privately-held bank holding companies, EverBank employs more than 2,200 workers and is headquartered in Jacksonville. The partnership included a five-year naming rights agreement.

On August 18, 1995, when the Jacksonville Jaguars played their first home preseason game in their new stadium, it marked the first time in sports history that an expansion team had played its first home game in its inaugural season in a new stadium or arena. Not only that, but it was built faster than any major-league stadium had ever been built in North America.

In the short period of 19 1/2 months, the old Gator Bowl was demolished and a new stadium arose on the shores of the St. Johns River. And, very quickly, it was called the best stadium in the country. Just before the Jaguars kicked off their first regular-season game on September 3, 1995, NBC broadcaster Don Criqui said, "There isn't a better football facility in America." In its 10th year of operation, the stadium was the host site of Super Bowl XXXIX, the biggest single-day sporting event in the world.

The stadium underwent a \$63 million renovation in preparation for Super Bowl XXXIX. Among the additions were an 800-seat Terrace Suite, a 25,000-square-foot sports bar called the Bud Light Zone, a 20,000-square-foot Sky Patio, 20 new escalators and four new elevators. A new secure perimeter fence was also installed around the stadium, along with two new state-of-the-art scoreboards and renovations to the clubs and suites.

The practice fields that were used from 1995 through 2003 were converted into a 400,000-square-foot entertainment zone adjacent to the stadium, known as the Pepsi Plaza. For Jaguars game days, this area includes tailgate cabanas for pregame hospitality, an interactive game area, and a stage for pregame and postgame entertainment.

EverBank Field signature features include the two Touchdown Clubs, which are located on the East and West sides of the stadium. The Touchdown Clubs and all 11,200 club seats are located at midfield, rather than being spread out horizontally through the stadium. Each Club provides more than 70,000 square feet of air-conditioned comfort with a variety of food and beverage selections. In all, 75 percent of the seats in EverBank are located on the sides, with just 25 percent behind the end zones.

EverBank Field seats 67,246, but additional temporary seats can be added behind the South End Zone — expanding the capacity to well over 82,000 — for the annual Florida-Georgia game and Super Bowl XXXIX.

JAGUARS CARAVAN

The Jaguars launched the first-ever Jaguars Caravan in June of 2012, a new initiative to generate excitement and recruit fans for the Jaguars in cities across Northeast and Central Florida and Southeast Georgia. The Jaguars Caravan visited seven different cities to engage with the team's regional fans.

Players, coaches, ROAR cheerleaders and other special guests all traveled in the Jaguars RV. At each stop, the group signed autographs for their fans amidst a festival, rally-like, family-friendly atmosphere with music, food, interactive and inflatable games and drawings for prizes from the Jaguars and local vendors. All Jaguars Caravans were free and open to the public.

The Jaguars Caravans made stops in Brunswick (Ga.) Palm Coast, Volusia County, Gainesville, Savannah (Ga.), Waycross (Ga.) and Valdosta (Ga.).





THE ROAR

THE ROAR
JACKSONVILLE JAGUARS CHEERLEADERS

The ROAR is an integral part of Jaguars entertainment during all home games. Under the direction of manager Christy Stechman Zynda, these professional cheerleaders captivate Jaguars fans with their explosive, high-energy routines. When not on the playing field, members of The ROAR serve as good-will ambassadors for the Jaguars by participating in various community and charitable events nationally and internationally. These leading ladies also spend time entertaining our United States troops all over the world. Follow The ROAR of the Jaguars on Facebook and on Twitter: @ROARoftheJags.



NAME	AGE	OCCUPATION	HOMETOWN	EXP
Brooke	20	student majoring in nursing	Miami, Fla.	1
Carrie	22	hair stylist	Jacksonville	4
Chelsea B.	21	student majoring in exercise science	St. Augustine, Fla.	3
Chelsea N.	20	student majoring in communications	Seattle, Wa.	1
Erin	25	graduate student - pharmacy	Jacksonville	3
Heather	29	personal trainer	Jacksonville Beach	1
Jenn	20	student majoring in biology	Jacksonville	1
Jenna	21	student majoring in nursing	Wolcott, Conn.	1
Jennifer M.	20	student majoring in dentistry	Atlantic Beach	1
Jennifer T.	28	registered nurse	Jacksonville	1
Jordan	22	student majoring in communications	Jacksonville	4
Kaleigh	23	hair stylist	Jacksonville	4
Kalli	19	student majoring in nursing	Jacksonville	2
Karen	23	teacher	Jacksonville	2
Kariana	20	student majoring in business administration	Walterboro, S.C.	1
Katie Mi.	25	registered nurse	Jacksonville	1
Katie Mo.	26	financial advisor	Orlando, Fla.	2
Kayla C.	23	student majoring in nursing	Jacksonville	3
Kayla H.	21	student majoring in physics	Jacksonville	4
Kelley	23	teacher	Stafford, Va.	5
Kember	22	dental assistant	Jacksonville	4
La'Farrah	30	customer care consultant	Palatka, Fla.	3
Lauren	23	student majoring in elementary education	Green Cove Springs, Fla.	3
Madalyn	21	student majoring in communications	Jacksonville	1
Marisa	20	student majoring in elementary education	Jacksonville	2
Marissa	22	student majoring in psychology	Charleston, S.C.	4
Monica	23	student majoring in dental hygiene	Jacksonville	4
Sam A.	22	research assistant	Dacula, Ga.	1
Sam S.	24	student majoring in communications	Jacksonville	5
Shenette	30	mental health therapist	Jacksonville	4
Stacy	26	insurance agent	Jacksonville	1
TaJonda	28	research registered nurse	Panama City, Fla.	5
Talitha	18	student majoring in nutrition	Coeur d'Alene, Idaho	1
Taylor	19	student majoring in communications	Milwaukee, Wis.	1

JAXSON DE VILLE

NFL EXPERIENCE: 17th season

HEIGHT: 8.5 paws (about 7 feet)

WEIGHT: 403

BIRTH DATE: Not sure, but he celebrates each day as if it's EVERYONE'S birthday. His birthplace is Jacksonville (where else would a cat have teal spots?)

HOW ACQUIRED: Was a stray cat found by Wayne Weaver during the building of EverBank Field.

FIRST APPEARANCE: August 18, 1996, Jaguars vs. 49ers preseason game

COLLEGE: Denied admission due to size, but got his MBA from an online college, which he uses quite often when he wants to sound important.

SEASON: Has never seen action in an NFL-sanctioned game ... Has played in several halftime games against some very tough Pop Warner teams (9- and 10-year olds) and has done quite well ... Head coach Mike Mularkey said he looks forward to "putting Jaxson through some workouts" ... (Coach was with teh Steelers in the late-90s adn remembers Jaxson quite well) ... The league still refuses to make bigger helmets so he can play ... Due to that he remains a starter at his All-Pro position, "Left Out!"

STATS: Completed his 16th straight season as "The Self-Proclaimed GREATEST MASCOT TO EVER LIVE!" ...does any other stat matter?

**CALL HIM TODAY
FOR YOUR NEXT EVENT!**

**For appearances, call (904) 633-6544
or email JAXSON@JAGUARS.COM**

**You can also follow Jaxson via Facebook
and Twitter @JaxsonDeVille**





2012 NATIONAL FOOTBALL LEAGUE SCHEDULE

PRESEASON

(All times Eastern)

HALL OF FAME WEEK

Sunday, Aug. 5

Arizona vs. New Orleans (Canton, Ohio) 9:00

WEEK ONE

Thursday, Aug. 9

Washington at Buffalo 7:00
Baltimore at Atlanta 7:30
New Orleans at New England 7:30
Pittsburgh at Philadelphia 7:30
Green Bay at San Diego 8:00
Denver at Chicago 8:30

Friday, Aug. 10

New York Jets at Cincinnati 7:30
Cleveland at Detroit 7:30
New York Giants at Jacksonville 7:30
Tampa Bay at Miami 7:30
Arizona at Kansas City 8:00
Minnesota at San Francisco 9:00

Saturday, Aug. 11

Houston at Carolina 7:00
Tennessee at Seattle 10:00

Sunday, Aug. 12

St. Louis at Indianapolis 1:30

Monday, Aug. 13

Dallas at Oakland 8:00

WEEK TWO

Thursday, Aug. 16

Cincinnati at Atlanta 8:00
Cleveland at Green Bay 8:00

Friday, Aug. 17

Tennessee at Tampa Bay 7:30
Detroit at Baltimore 8:00
Miami at Carolina 8:00
Buffalo at Minnesota 8:00
Jacksonville at New Orleans 8:00
Oakland at Arizona 10:00

Saturday, Aug. 18

New York Giants at New York Jets 7:00
Washington at Chicago 8:00
San Francisco at Houston 8:00
Kansas City at St. Louis 8:00
Seattle at Denver 9:00
Dallas at San Diego 9:00

Sunday, Aug. 19

Indianapolis at Pittsburgh 8:00

Monday, Aug. 20

Philadelphia at New England 8:00

WEEK THREE

Thursday, Aug. 23

Green Bay at Cincinnati 7:00
Jacksonville at Baltimore 7:30
Arizona at Tennessee 8:00

Friday, Aug. 24

Philadelphia at Cleveland 7:30
Atlanta at Miami 7:30
New England at Tampa Bay 7:30
Chicago at New York Giants 8:00
San Diego at Minnesota 8:00
Seattle at Kansas City 8:00

Saturday, Aug. 25

Indianapolis at Washington 4:00
Pittsburgh at Buffalo 7:00
Detroit at Oakland 7:00
Houston at New Orleans 8:00
St. Louis at Dallas 8:00

Sunday, Aug. 26

San Francisco at Denver 4:00
Carolina at New York Jets 8:00

WEEK FOUR

Wednesday, Aug. 29

Tampa Bay at Washington 7:30
New England at New York Giants 7:30
Miami at Dallas 8:30

Thursday, Aug. 30

Atlanta at Jacksonville 6:30
New York Jets at Philadelphia 6:35
Kansas City at Green Bay 7:00
Buffalo at Detroit 7:00
Minnesota at Houston 7:00
New Orleans at Tennessee 7:00
Cincinnati at Indianapolis 7:00
Carolina at Pittsburgh 7:30
Chicago at Cleveland 7:30
Baltimore at St. Louis 8:00
San Diego at San Francisco 10:00
Oakland at Seattle 10:00
Denver at Arizona 11:00

REGULAR SEASON

WEEK FIVE

(Open dates: Dallas, Detroit, Oakland, Tampa Bay)

Thursday, Oct. 4

Arizona at St. Louis 8:20

Sunday, Oct. 7

Miami at Cincinnati 1:00
Green Bay at Indianapolis 1:00
Baltimore at Kansas City 1:00
Tennessee at Minnesota 1:00
Cleveland at New York Giants 1:00
Philadelphia at Pittsburgh 1:00
Atlanta at Washington 1:00
Seattle at Carolina 4:05
Chicago at Jacksonville 4:05
Denver at New England 4:15
Buffalo at San Francisco 4:15
San Diego at New Orleans 8:20

Monday, Oct. 8

Houston at New York Jets 8:30

WEEK SIX

(Open dates: Carolina, Chicago, Jacksonville, New Orleans)

Thursday, Oct. 11

Chicago at Green Bay 8:20

Sunday, Oct. 14

Oakland at Atlanta 1:00
Dallas at Baltimore 1:00
Cincinnati at Cleveland 1:00
St. Louis at Miami 1:00
Indianapolis at New York Jets 1:00
Detroit at Philadelphia 1:00
Kansas City at Tampa Bay 1:00
Buffalo at Arizona 4:05
New England at Seattle 4:05
New York Giants at San Francisco 4:15
Minnesota at Washington 4:15
Green Bay at Houston 8:20

Monday, Oct. 15

Denver at San Diego 8:30

WEEK SEVEN

(Open dates: Atlanta, Denver, Kansas City, Miami, Philadelphia, San Diego)

Thursday, Oct. 18

Seattle at San Francisco 8:20

Sunday, Oct. 21

Tennessee at Buffalo 1:00
Dallas at Carolina 1:00
Baltimore at Houston 1:00
Cleveland at Indianapolis 1:00
Arizona at Minnesota 1:00
Washington at New York Giants 1:00
Green Bay at St. Louis 1:00
New Orleans at Tampa Bay 1:00
New York Jets at New England 4:15
Jacksonville at Oakland 4:15
Pittsburgh at Cincinnati 8:20

Monday, Oct. 22

Detroit at Chicago 8:30

WEEK EIGHT

(Open dates: Baltimore, Buffalo, Cincinnati, Houston)

Thursday, Oct. 25

Tampa Bay at Minnesota 8:20

Sunday, Oct. 28

Carolina at Chicago 1:00
San Diego at Cleveland 1:00
Seattle at Detroit 1:00
Jacksonville at Green Bay 1:00
Miami at New York Jets 1:00
Atlanta at Philadelphia 1:00
Washington at Pittsburgh 1:00
New England at St. Louis (London) 1:00
Indianapolis at Tennessee 4:05
Oakland at Kansas City 4:15
New York Giants at Dallas 4:15
New Orleans at Denver 8:20

Monday, Oct. 29

San Francisco at Arizona 8:30

WEEK NINE

(Open dates: New England, New York Jets, St. Louis, San Francisco)

Thursday, Nov. 1

Kansas City at San Diego 8:20

Sunday, Nov. 4

Denver at Cincinnati 1:00
Baltimore at Cleveland 1:00
Arizona at Green Bay 1:00
Buffalo at Houston 1:00
Miami at Indianapolis 1:00
Detroit at Jacksonville 1:00
Chicago at Tennessee 1:00
Carolina at Washington 1:00
Tampa Bay at Oakland 4:05
Minnesota at Seattle 4:05
Pittsburgh at New York Giants 4:15
Dallas at Atlanta 8:20

Monday, Nov. 5

Philadelphia at New Orleans 8:30

WEEK 10

(Open dates: Arizona, Cleveland, Green Bay, Washington)

Thursday, Nov. 8

Indianapolis at Jacksonville 8:20

Sunday, Nov. 11

Oakland at Baltimore 1:00
Denver at Carolina 1:00
New York Giants at Cincinnati 1:00
Tennessee at Miami 1:00
Detroit at Minnesota 1:00
Buffalo at New England 1:00
Atlanta at New Orleans 1:00
San Diego at Tampa Bay 1:00
New York Jets at Seattle 4:05
Dallas at Philadelphia 4:15
St. Louis at San Francisco 4:15
Houston at Chicago 8:20

Monday, Nov. 12

Kansas City at Pittsburgh 8:30

WEEK 11

(Open dates: Minnesota, N.Y. Giants, Seattle, Tennessee)

Thursday, Nov. 15

Miami at Buffalo 8:20

Sunday, Nov. 18

Arizona at Atlanta 1:00
Tampa Bay at Carolina 1:00
Cleveland at Dallas 1:00
Green Bay at Detroit 1:00
Jacksonville at Houston 1:00
Cincinnati at Kansas City 1:00
Indianapolis at New England 1:00
New York Jets at St. Louis 1:00
Philadelphia at Washington 1:00
New Orleans at Oakland 4:05
San Diego at Denver 4:15
Baltimore at Pittsburgh 8:20

Monday, Nov. 19

Chicago at San Francisco 8:30

WEEK 12

Thursday, Nov. 22

Houston at Detroit 12:30
Washington at Dallas 4:15
New England at New York Jets 8:20

Sunday, Nov. 25

Minnesota at Chicago 1:00
Oakland at Cincinnati 1:00
Pittsburgh at Cleveland 1:00
Buffalo at Indianapolis 1:00
Tennessee at Jacksonville 1:00
Denver at Kansas City 1:00
Seattle at Miami 1:00
Atlanta at Tampa Bay 1:00
Baltimore at San Diego 4:05
St. Louis at Arizona 4:15
San Francisco at New Orleans 4:15
Green Bay at New York Giants 8:20

Monday, Nov. 26

Carolina at Philadelphia 8:30



2012 NATIONAL FOOTBALL LEAGUE SCHEDULE

REGULAR SEASON

WEEK 13		WEEK 15		WEEK 17	
Thursday, Nov. 29		Thursday, Dec. 13		Sunday, Dec. 30	
New Orleans at Atlanta	8:20	Cincinnati at Philadelphia	8:20	Tampa Bay at Atlanta	1:00
Sunday, Dec. 2		Sunday, Dec. 16		Sunday, Dec. 30	
Jacksonville at Buffalo	1:00	New York Giants at Atlanta	1:00	New York Jets at Buffalo	1:00
Seattle at Chicago	1:00	Denver at Baltimore	1:00	Baltimore at Cincinnati	1:00
Indianapolis at Detroit	1:00	Green Bay at Chicago	1:00	Chicago at Detroit	1:00
Minnesota at Green Bay	1:00	Washington at Cleveland	1:00	Houston at Indianapolis	1:00
Carolina at Kansas City	1:00	Indianapolis at Houston	1:00	Green Bay at Minnesota	1:00
New England at Miami	1:00	Jacksonville at Miami	1:00	Miami at New England	1:00
Arizona at New York Jets	1:00	Tampa Bay at New Orleans	1:00	Carolina at New Orleans	1:00
San Francisco at St. Louis	1:00	Minnesota at St. Louis	1:00	Philadelphia at New York Giants	1:00
Houston at Tennessee	1:00	Detroit at Arizona	4:05	Cleveland at Pittsburgh	1:00
Tampa Bay at Denver	4:05	Seattle at Buffalo (Toronto)	4:05	Jacksonville at Tennessee	1:00
Pittsburgh at Baltimore	4:15	Carolina at San Diego	4:05	Dallas at Washington	1:00
Cleveland at Oakland	4:15	Pittsburgh at Dallas	4:15	Kansas City at Denver	4:15
Cincinnati at San Diego	4:15	Kansas City at Oakland	4:15	Oakland at San Diego	4:15
Philadelphia at Dallas	8:20	San Francisco at New England	8:20	Arizona at San Francisco	4:15
Monday, Dec. 3		Monday, Dec. 17		St. Louis at Seattle	4:15
New York Giants at Washington	8:30	New York Jets at Tennessee	8:30		
WEEK 14		WEEK 16			
Thursday, Dec. 6		Saturday, Dec. 22			
Denver at Oakland	8:20	Atlanta at Detroit	8:30		
Sunday, Dec. 9		Sunday, Dec. 23			
St. Louis at Buffalo	1:00	New York Giants at Baltimore	1:00		
Atlanta at Carolina	1:00	Oakland at Carolina	1:00		
Dallas at Cincinnati	1:00	New Orleans at Dallas	1:00		
Kansas City at Cleveland	1:00	Tennessee at Green Bay	1:00		
Tennessee at Indianapolis	1:00	Minnesota at Houston	1:00		
New York Jets at Jacksonville	1:00	New England at Jacksonville	1:00		
Chicago at Minnesota	1:00	Indianapolis at Kansas City	1:00		
San Diego at Pittsburgh	1:00	Buffalo at Miami	1:00		
Philadelphia at Tampa Bay	1:00	Washington at Philadelphia	1:00		
Baltimore at Washington	1:00	Cincinnati at Pittsburgh	1:00		
Miami at San Francisco	4:05	St. Louis at Tampa Bay	1:00		
New Orleans at New York Giants	4:15	Cleveland at Denver	4:05		
Arizona at Seattle	4:15	Chicago at Arizona	4:15		
Detroit at Green Bay	8:20	San Francisco at Seattle	4:15		
Monday, Dec. 10		San Diego at New York Jets	8:20		
Houston at New England	8:30				

POSTSEASON

Saturday, Jan. 5		
AFC Wild Card Playoffs (NBC)		TBD
NFC Wild Card Playoffs (NBC)		TBD
Sunday, Jan. 6		
AFC Wild Card Playoffs (CBS)		TBD
NFC Wild Card Playoffs (FOX)		TBD
Saturday, Jan. 12		
AFC Divisional Playoffs (CBS)		TBD
NFC Divisional Playoffs (FOX)		TBD
Sunday, Jan. 13		
AFC Divisional Playoffs (CBS)		TBD
NFC Divisional Playoffs (FOX)		TBD
Sunday, Jan. 20		
AFC Championship Game (CBS)		TBD
NFC Championship Game (FOX)		TBD
Sunday, Jan. 27		
AFC-NFC Pro Bowl (NBC)		TBD
Sunday, Feb. 3		
Super Bowl XLVII in New Orleans (CBS)		TBD

MEDIA INFORMATION

CREDENTIALS: Credential requests are honored only for working media on specific assignment for a recognized news organization or sports publication. Credentials are not issued to freelance writers or photographers unless requested by a recognized news organization or sports publication. Independent web sites cannot be credentialed. All credential requests must be submitted in writing on company letterhead to Dan Edwards, Senior Vice President, Communications, Jacksonville Jaguars, One EverBank Field Drive, Jacksonville, FL 32202, or by e-mail to edwardsd@jaguars.nfl.com or by fax at (904) 633-6055. Requests must be received at least one week prior to a home game.

PARKING: Parking in lots surrounding the stadium is limited. Every effort will be made to accommodate requests for media parking passes, but parking cannot be provided for all credentialed media. The appropriate parking pass will be required for access to all stadium parking lots on game days. Television trucks which provide satellite, uplink or microwave functions will be parked in the TV truck compound near Gate 1, and a parking pass is required.

MEDIA ENTRANCE, CREDENTIAL WILL CALL: The media entrance at the stadium is Gate 1, at the southwest corner of the stadium. The appropriate game credential must be presented at the media entrance for admission to the stadium. Game credentials not picked up in advance will be available on game day at the Media Will-Call window at Gate 1. The Media Will-Call window will open three hours prior to kickoff. Parking passes will not be left at the Will-Call window.

PHOTOGRAPHERS: Sideline access for NFL games is strictly limited to photographers on assignment for a recognized news organization or sports publication. No one except network television personnel and authorized game personnel will be admitted to the field without a camera. All field photographers will be issued an NFL identification vest and must remain outside the bench areas and outside the yellow border surrounding the playing field. The photographers' check-in location is near the media entrance in the service hallway.

POSTGAME INTERVIEWS AND LOCKERROOM ACCESS: Members of the media needing to conduct postgame interviews will be given access to the Jaguars' interview room after each game, as well as the home and visiting locker rooms. Jaguars head coach Mike Mularkey conducts his postgame news conference in the team meeting room. The visiting head coach is available in a room off the visitors' locker room.

DURING THE WEEK

MEDIA WORKROOM: The media workroom is available to working media during business hours throughout the week. High speed internet access, phones, Jaguars updates, transcripts, NFL news releases and other information is provided.

MIKE MULARKEY INTERVIEWS: Head coach Mike Mularkey conducts his weekly news conferences on Mondays and Wednesdays in the media workroom. Specific interview requests for Coach Mularkey and the assistant coaches must be made through the Jaguars communications department.

PLAYER INTERVIEWS: The Jaguars locker room is open to accredited media for specific interview periods during the week. Players are normally available on Mondays, Wednesdays, Thursdays and Fridays. All interviews should be arranged through the Jaguars communications department.

MEDIA WEBSITE: The Jaguars' media website can be accessed on the worldwide web at: www.jaguars.com/pr and on the NFL's Web Site at: www.nfl.com. Daily updates, transcripts, injury reports and other information is posted as well. First-time registration is required.

HOW TO REACH THE JAGUARS COMMUNICATIONS STAFF

RYAN ROBINSON — Phone: (904) 633-6598; e-mail: robinsonr@nfl.jaguars.com

J.P. SHADRICK — Phone: (904) 633-4642; e-mail: shadrickjp@nfl.jaguars.com

KATIE VAUGHN — Phone: (904) 633-6590; e-mail: vaughnk@nfl.jaguars.com

RENZO SHEPPARD — Phone: (904) 633-6575; e-mail: sheppardr@nfl.jaguars.com

DAN EDWARDS — Phone: (904) 633-6202; e-mail: edwardsd@nfl.jaguars.com

With fuelperks!, Jaguars never run on empty.



fuelperks!



Save big on gas. Visit WinnDixie.com/fuelperks.
Official Supermarket of the Jacksonville Jaguars

Winn  Dixie

More options to keep you moving.

The freedom to do what you love — without pain slowing you down. That's why Jacksonville Orthopaedic Institute offers more options to keep your muscles, bones and joints functioning at their best. Learn more at joionline.net.

Foot & Ankle • Hand • Knee • Shoulder • Hip • Spine



*The Team Behind
the Team*



*Exclusive Sports
Medicine Provider*



JOI is affiliated with Baptist Health