


# 2015 JACKSONVILLE JAGUARS

## SEASON IN REVIEW




# PLAYS OF 30+ YARDS



	1995	1996	1997	1998	1999	2000	2001	2002	2003	2004	2005	2006	2007	2008	2009	2010	2011	2012	2013	2014	2015	Total
Jimmy Smith	2	8	9	12	8	9	4	3	6	9	5											75
Fred Taylor				8	5	4		4	4	6	1	5	5	1								43
Maurice Jones-Drew												6	4	1	6	3	6	1	3			30
Keenan McCardell		5	7	3	2	5	4															26
<b>Mercedes Lewis</b>												<b>1</b>	<b>1</b>	<b>4</b>	<b>1</b>	<b>1</b>			<b>3</b>	<b>2</b>	<b>1</b>	<b>14</b>
Ernest Wilford									3	5	3	2		1								14
<b>Allen Robinson</b>																						<b>13</b>
Reggie Williams										2	6	3	2									13
Cecil Shorts III																		9	1	3		13
Matt Jones										4	4	2	2									12
<b>Allen Hurns</b>																				5	5	<b>10</b>
James Stewart	1	1	4	1	3																	10
Willie Jackson	3	5	1																			9
Justin Blackmon																		6	2			8
Kyle Brady					1	3		2			1											7
Mike Sims-Walker														1	4	2						7
Pete Mitchell	1	1	1	1				1														5
Dennis Northcutt												2	3									5
Mike Thomas																3	2					5
<b>Marqise Lee</b>																				5		<b>5</b>
<b>Denard Robinson</b>																				3	1	<b>4</b>
Andre Rison		4																				4
Jason Hill																3	1	0	0			4
Reggie Barlow				1	2																	3
Damon Jones				1	1		1															3
Mike Brown																			3			3
Montell Owens														1				2				3
Clay Harbor																			1	2		3
<b>T.J. Yeldon</b>																					3	<b>3</b>
Jordan Todman																			2	1		3
<b>Julius Thomas</b>																					2	<b>2</b>
Rich Griffith	2																					2
Curtis Marsh	2																					2
Mark Brunell		1					1															2
Tavian Banks				1	1																	2
Alvis Whitted				1		1																2
Anthony Johnson						2																2
R. Jay Soward						2																2
Patrick Johnson								2														2
Bobby Shaw								2														2
David Garrard								1							1							2
Matthew Hatchette									2													2
Troy Edwards									1	1												2
LaBrandon Toefield									1		1											2
George Wrihster								1					1									2
John Broussard													2									2
Jerry Porter														2								2
Torry Holt															2							2
Zach Miller															1	1						2
Ace Sanders																			2			2
<b>Marqise Lee</b>																					1	<b>1</b>
<b>Bryan Walters</b>																					1	<b>1</b>
Blake Bortles																				1		1
Randy Jordan	1																					1
Natrone Means		1																				1
Stacey Mack							1															1
Kevin Lockett								1														1
Jermaine Lewis									1													1
Marc Edwards									1													1
David Allen									1													1
Todd Yoder										1												1
Brian Jones											1											1
Alvin Pearman											1											1
Greg Estandia													1									1
Jarett Dillard															1							1
Nate Hughes															1							1
Rashad Jennings																1						1
Laurent Robinson																			1			1
Jordan Shipley																			1			1
Danny Noble																					1	1
<b>Total</b>	<b>12</b>	<b>26</b>	<b>22</b>	<b>29</b>	<b>23</b>	<b>26</b>	<b>11</b>	<b>16</b>	<b>18</b>	<b>20</b>	<b>21</b>	<b>25</b>	<b>22</b>	<b>14</b>	<b>21</b>	<b>14</b>	<b>10</b>	<b>20</b>	<b>18</b>	<b>26</b>	<b>27</b>	<b>404</b>

Bold denotes 30+ play in 2015

# PLAYS OF 30+ YARDS



- 2015**
1. 36.....Blake Bortles to Allen Robinson
  2. 52t.....Blake Bortles to Allen Robinson
  3. 46.....Blake Bortles to Allen Robinson
  4. 37.....Blake Bortles to Allen Robinson
  5. 59t.....Blake Bortles to Allen Hurns
  6. 48.....Blake Bortles to Allen Robinson
  7. 36.....T.J. Yeldon (run)
  8. 59.....Blake Bortles to Allen Hurns
  9. 31.....Blake Bortles to Allen Hurns
  10. 45.....T.J. Yeldon (run)
  11. 44.....Blake Bortles to Allen Robinson
  12. 33.....Blake Bortles to Allen Robinson
  13. 30t.....Blake Bortles to Allen Hurns
  14. 31.....Blake Bortles to Bryan Walters
  15. 38.....Blake Bortles to Allen Robinson
  16. 34.....Blake Bortles to Julius Thomas
  17. 31.....Blake Bortles to Allen Robinson
  18. 44.....Blake Bortles to Allen Robinson
  19. 67.....Blake Bortles to T.J. Yeldon
  20. 30.....Blake Bortles to Julius Thomas
  21. 80t.....Blake Bortles to Allen Hurns
  22. 31.....Denard Robinson (run)
  23. 30.....Blake Bortles to Marqise Lee
  24. 37.....Blake Bortles to Allen Robinson
  25. 90t.....Blake Bortles to Allen Robinson
  26. 36.....Blake Bortles to Allen Robinson
  27. 45.....Blake Bortles to Mercedes Lewis

- 2014**
1. 34t.....Chad Henne to Allen Hurns
  2. 46.....Chad Henne to Allen Hurns
  3. 63t.....Chad Henne to Mercedes Lewis
  4. 54.....Chad Henne to Allen Robinson
  5. 63t.....Blake Bortles to Allen Hurns
  6. 44.....Blake Bortles to Allen Hurns
  7. 30.....Blake Bortles to Clay Harbor
  8. 59.....Blake Bortles to Clay Harbor
  9. 31t.....Blake Bortles to Allen Robinson
  10. 41.....Denard Robinson (run)
  11. 32.....Blake Bortles (run)
  12. 48t.....Blake Bortles to Allen Robinson
  13. 39.....Denard Robinson (run)
  14. 40t.....Blake Bortles to Allen Hurns
  15. 32t.....Denard Robinson (run)
  16. 53.....Blake Bortles to Cecil Shorts III
  17. 32.....Blake Bortles to Cecil Shorts III
  18. 31.....Blake Bortles to Allen Robinson
  19. 37.....Blake Bortles to Marqise Lee
  20. 30.....Blake Bortles to Marqise Lee
  21. 31.....Blake Bortles to Marqise Lee
  22. 35.....Blake Bortles to Mercedes Lewis
  23. 30.....Blake Bortles to Cecil Shorts III
  24. 33.....Blake Bortles to Marqise Lee
  25. 34.....Blake Bortles to Marqise Lee
  26. 62t.....Jordan Todman (run)

- 2013**
1. 30.....Chad Henne to Ace Sanders
  2. 59.....Chad Henne to Cecil Shorts III
  3. 31.....Blaine Gabbert to Clay Harbor
  4. 67.....Blaine Gabbert to J. Blackmon
  5. 39.....Chad Henne to J. Blackmon
  6. 43.....Chad Henne to Mike Brown
  7. 32.....Chad Henne to Mike Brown
  8. 31.....Chad Henne to Mike Brown
  9. 30t.....Maurice Jones-Drew (run)
  10. 62.....Chad Henne to Danny Noble
  11. 51.....Chad Henne to Ace Sanders
  12. 44.....Maurice Jones-Drew (run)
  13. 48.....Maurice Jones-Drew (run)
  14. 41.....Chad Henne to M. Lewis
  15. 33.....Jordan Todman (run)
  16. 30.....Chad Henne to Jordan Todman
  17. 30.....Chad Henne to M. Lewis
  18. 36.....Chad Henne to M. Lewis

- 2012**
1. 39t.....Blaine Gabbert to Cecil Shorts III
  2. 32.....Blaine Gabbert to Laurent Robinson
  3. 59t.....Maurice Jones-Drew run
  4. 80t.....Blaine Gabbert to Cecil Shorts III
  5. 34.....Blaine Gabbert to Cecil Shorts III
  6. 42t.....Blaine Gabbert to Cecil Shorts III
  7. 36.....Blaine Gabbert to Justin Blackmon
  8. 35.....Blaine Gabbert to Cecil Shorts III
  9. 52.....Blaine Gabbert to Cecil Shorts III
  10. 63.....Chad Henne to Justin Blackmon
  11. 67t.....Chad Henne to Cecil Shorts III
  12. 39.....Chad Henne to Justin Blackmon
  13. 81t.....Chad Henne to Justin Blackmon
  14. 59t.....Chad Henne to Cecil Shorts III
  15. 32t.....Montell Owens run
  16. 38.....Chad Henne to Justin Blackmon
  17. 30.....Chad Henne to Cecil Shorts III
  18. 36.....Chad Henne to Jordan Shipley
  19. 53.....Chad Henne to Montell Owens
  20. 30t.....Chad Henne to Justin Blackmon

- 2011**
1. 39.....Maurice Jones-Drew run
  2. 36t.....Blaine Gabbert to Mike Thomas
  3. 47.....Blaine Gabbert to Mike Thomas
  4. 41.....Maurice Jones-Drew run
  5. 74t.....Blaine Gabbert to Jason Hill
  6. 31.....Blaine Gabbert to Maurice Jones-Drew
  7. 48.....Blaine Gabbert to Maurice Jones-Drew
  8. 62.....Blaine Gabbert to Mercedes Lewis
  9. 43.....Maurice Jones-Drew run
  10. 56.....Maurice Jones-Drew run

- 2010**
1. 33.....Mike Thomas run
  2. 42t.....David Garrard to Mercedes Lewis
  3. 39.....David Garrard to Mike Sims-Walker
  4. 52t.....David Garrard to Zach Miller
  5. 50t.....David Garrard to Mike Thomas
  6. 75.....David Garrard to Maurice-Jones-Drew
  7. 37.....Maurice Jones-Drew run
  8. 48t.....David Garrard to Jason Hill
  9. 74t.....Rashad Jennings run
  10. 30t.....Maurice Jones-Drew run
  11. 39.....David Garrard to Mike Thomas
  12. 31.....David Garrard to Mike Sims-Walker

- 9-20-15 vs. Miami
- 9-20-15 vs. Miami
- 9-20-15 vs. Miami
- 9-27-15 at New England
- 9-27-15 at New England
- 10-4-15 at Indianapolis
- 10-4-15 at Indianapolis
- 10-11-15 at Tampa Bay
- 10-25-15 vs. Buffalo
- 11-8-15 at New York Jets
- 11-8-15 at New York Jets
- 11-8-15 at New York Jets
- 11-8-15 at New York Jets
- 11-19-15 vs. Tennessee
- 11-19-15 vs. Tennessee
- 11-29-15 vs. San Diego
- 12-6-15 at Tennessee
- 12-6-15 at Tennessee
- 12-6-15 at Tennessee
- 12-13-15 vs. Indianapolis
- 12-13-15 vs. Indianapolis
- 12-13-15 vs. Indianapolis
- 12-20-15 vs. Atlanta
- 12-27-15 at New Orleans
- 12-27-15 at New Orleans
- 12-27-15 at New Orleans
- 1-3-16 at Houston
- 1-3-16 at Houston

- 2014**
- 9-7-14 at Philadelphia
  - 9-7-14 at Philadelphia
  - 9-14-14 at Washington
  - 9-14-14 at Washington
  - 9-21-14 vs. Indianapolis
  - 9-28-14 at San Diego
  - 9-28-14 at San Diego
  - 10-12-14 at Tennessee
  - 10-19-14 vs. Cleveland
  - 10-26-14 vs. Miami
  - 10-26-14 vs. Miami
  - 10-26-14 vs. Miami
  - 11-2-14 at Cincinnati
  - 11-2-14 at Cincinnati
  - 11-9-14 vs. Dallas
  - 11-9-14 vs. Dallas
  - 11-9-14 vs. Dallas
  - 11-9-14 vs. Dallas
  - 11-23-14 at Indianapolis
  - 11-30-14 vs. New York Giants
  - 12-7-14 vs. Houston
  - 12-7-14 vs. Houston
  - 12-14-14 at Baltimore
  - 12-18-14 vs. Tennessee
  - 12-18-14 vs. Tennessee
  - 12-18-14 vs. Tennessee

- 2013**
- 9-15-13 at Oakland
  - 9-22-13 at Seattle
  - 9-29-13 vs. Indianapolis
  - 10-6-13 at St. Louis
  - 10-6-13 at St. Louis
  - 10-20-13 vs. San Diego
  - 10-20-13 vs. San Diego
  - 10-20-13 vs. San Diego
  - 10-20-13 vs. San Diego
  - 10-27-13 vs. San Francisco (London)
  - 11-17-13 vs. Tampa Bay
  - 11-24-13 at Houston
  - 11-24-13 at Houston
  - 12-5-13 vs. Houston
  - 12-5-13 vs. Houston
  - 12-15-13 vs. Buffalo
  - 12-15-13 vs. Buffalo
  - 12-22-13 vs. Tennessee
  - 12-29-13 at Indianapolis

- 2012**
- 9-9-12 at Minnesota
  - 9-16-12 vs. Houston
  - 9-23-12 at Indianapolis
  - 9-23-12 at Indianapolis
  - 10-7-12 vs. Chicago
  - 10-21-12 at Oakland
  - 10-28-12 at Green Bay
  - 10-28-12 at Green Bay
  - 11-8-12 vs. Indianapolis
  - 11-18-12 at Houston
  - 11-18-12 at Houston
  - 11-18-12 at Houston
  - 11-18-12 at Houston
  - 11-25-12 vs. Tennessee
  - 12-9-12 vs. New York Jets
  - 12-16-12 at Miami
  - 12-16-12 at Miami
  - 12-23-12 vs. New England
  - 12-23-12 vs. New England
  - 12-30-12 at Tennessee

- 2011**
- 9-25-11 at Carolina
  - 9-25-11 at Carolina
  - 10-2-11 vs. New Orleans
  - 10-2-11 vs. New Orleans
  - 10-9-11 vs. Cincinnati
  - 11-27-11 vs. Houston
  - 12-5-11 vs. San Diego
  - 12-11-11 vs. Tampa Bay
  - 12-15-11 at Atlanta
  - 1-1-12 vs. Indianapolis

- 2010**
- 10-10-10 at Buffalo
  - 10-31-10 at Dallas
  - 10-31-10 at Dallas
  - 11-14-10 vs. Houston
  - 11-14-10 vs. Houston
  - 11-21-10 vs. Cleveland
  - 12-5-10 at Tennessee
  - 12-12-10 vs. Oakland
  - 12-12-10 vs. Oakland
  - 12-12-10 vs. Oakland
  - 12-18-10 at Indianapolis
  - 12-26-10 vs. Washington

13. 37.....David Garrard to Jason Hill
14. 44.....Trent Edwards to Jason Hill

- 2009**
1. 36.....Maurice Jones-Drew run
  2. 34.....David Garrard to Mike Sims-Walker
  3. 30.....David Garrard run
  4. 61t.....Maurice Jones-Drew run
  5. 33t.....David Garrard to Mercedes Lewis
  6. 41.....David Garrard to Torry Holt
  7. 35.....David Garrard to Mike Sims-Walker
  8. 80t.....Maurice Jones-Drew run
  9. 79t.....Maurice Jones-Drew run
  10. 33.....David Garrard to Jarett Dillard
  11. 61t.....David Garrard to Mike Sims-Walker
  12. 45.....David Garrard to Mike Sims-Walker
  13. 33t.....Maurice Jones-Drew run
  14. 33.....David Garrard to Mercedes Lewis
  15. 35.....David Garrard to Mercedes Lewis
  16. 30.....David Garrard to Ernest Wilford
  17. 47.....David Garrard to Mercedes Lewis
  18. 35t.....David Garrard to Nate Hughes
  19. 62.....David Garrard to Zach Miller
  20. 63.....David Garrard to Torry Holt
  21. 30.....Maurice Jones-Drew run

- 2008**
1. 33.....David Garrard to Matt Jones
  2. 34.....Fred Taylor run
  3. 41t.....Montell Owens run
  4. 32.....David Garrard to Mike Walker
  5. 46t.....Maurice Jones-Drew run
  6. 30t.....David Garrard to Mercedes Lewis
  7. 32.....David Garrard to Reggie Williams
  8. 35.....David Garrard to Matt Jones
  9. 31.....David Garrard to Jerry Porter
  10. 30.....David Garrard to Reggie Williams
  11. 33.....David Garrard to Jerry Porter
  12. 41.....David Garrard to Dennis Northcutt
  13. 35.....David Garrard to Dennis Northcutt
  14. 30t.....David Garrard to Dennis Northcutt

- 2007**
1. 47t.....David Garrard to John Broussard
  2. 33.....David Garrard to Ernest Wilford
  3. 52t.....Maurice Jones-Drew run
  4. 40.....David Garrard to Dennis Northcutt
  5. 76.....Fred Taylor run
  6. 57t.....Maurice Jones-Drew run
  7. 30.....Quinn Gray to Greg Estandia
  8. 80t.....Quinn Gray to Reggie Williams
  9. 56.....Quinn Gray to John Broussard
  10. 30.....Maurice Jones-Drew run
  11. 36t.....David Garrard to Reggie Williams
  12. 36.....David Garrard to George Wriehster
  13. 50t.....Fred Taylor run
  14. 59t.....David Garrard to Reggie Williams
  15. 35.....David Garrard to Ernest Wilford
  16. 80t.....Fred Taylor run
  17. 38.....Fred Taylor run
  18. 55t.....David Garrard to Dennis Northcutt
  19. 62t.....Fred Taylor run
  20. 43.....David Garrard to Maurice Jones-Drew
  21. 37t.....David Garrard to Matt Jones
  22. 48.....Quinn Gray to Matt Jones
  23. 43t.....David Garrard to Maurice Jones-Drew
  24. 32.....David Garrard run
  25. 34t.....David Garrard to Mercedes Lewis

- 2006**
1. 30.....Byron Leftwich to Ernest Wilford
  2. 48.....Byron Leftwich to Reggie Williams
  3. 51t.....Byron Leftwich to Maurice Jones-Drew
  4. 35.....Byron Leftwich to Reggie Williams
  5. 33.....Byron Leftwich to Reggie Williams
  6. 31.....Byron Leftwich to Mercedes Lewis
  7. 32.....Byron Leftwich to Fred Taylor
  8. 40.....Byron Leftwich to Ernest Wilford
  9. 32.....Fred Taylor run
  10. 40.....Maurice Jones-Drew run
  11. 36.....David Garrard to Fred Taylor
  12. 49.....David Garrard to Matt Jones
  13. 33.....David Garrard to Matt Jones
  14. 32t.....Maurice Jones-Drew run
  15. 76.....Fred Taylor run
  16. 48t.....Maurice Jones-Drew run
  17. 35.....Fred Taylor run
  18. 37.....David Garrard to Maurice Jones-Drew
  19. 35.....David Garrard to Reggie Williams
  20. 30.....David Garrard to Reggie Williams
  21. 74t.....Maurice Jones-Drew run
  22. 41.....David Garrard to Ernest Wilford
  23. 33t.....David Garrard to Matt Jones
  24. 39.....David Garrard to Matt Jones
  25. 32.....Quinn Gray to Reggie Williams

- 2005**
1. 45.....Byron Leftwich to Jimmy Smith
  2. 30t.....Byron Leftwich to Jimmy Smith
  3. 41.....Byron Leftwich to Brian Jones
  4. 36t.....Byron Leftwich to Jimmy Smith
  5. 45t.....Byron Leftwich to Jimmy Smith
  6. 41.....Byron Leftwich to Reggie Williams
  7. 71t.....Fred Taylor run
  8. 45.....Alvin Pearman run
  9. 37.....Byron Leftwich to Ernest Wilford
  10. 39.....Byron Leftwich to Ernest Wilford
  11. 32t.....Byron Leftwich to Matt Jones
  12. 36.....Byron Leftwich to Matt Jones
  13. 42.....Byron Leftwich to Matt Jones
  14. 33.....Byron Leftwich to Kyle Brady
  15. 31.....David Garrard to Jimmy Smith
  16. 30.....David Garrard to Reggie Williams
  17. 32.....David Garrard to Ernest Wilford
  18. 37.....David Garrard to Ernest Wilford
  19. 36t.....David Garrard to Ernest Wilford
  20. 32t.....LaBrandon Toefield run
  21. 32.....David Garrard to Matt Jones
  22. 41.....David Garrard to Matt Jones

- 12-26-10 vs. Washington
- 1-2-11 at Houston

- 2009**
- 9-20-09 vs. Arizona
  - 9-20-09 vs. Arizona
  - 9-28-09 at Houston
  - 9-28-09 at Houston
  - 10-4-09 vs. Tennessee
  - 10-18-09 vs. St. Louis
  - 10-18-09 vs. St. Louis
  - 11-1-09 at Tennessee
  - 11-1-09 at Tennessee
  - 11-8-09 vs. Kansas City
  - 11-8-09 vs. Kansas City
  - 11-8-09 vs. Kansas City
  - 11-15-09 at New York Jets
  - 11-15-09 at New York Jets
  - 11-22-09 vs. Buffalo
  - 11-29-09 at San Francisco
  - 12-6-09 vs. Houston
  - 12-6-09 vs. Houston
  - 12-6-09 vs. Houston
  - 12-13-09 vs. Miami
  - 1-3-10 at Cleveland

- 2008**
- 9-7-08 at Tennessee
  - 9-21-08 at Indianapolis
  - 9-28-08 vs. Houston
  - 10-5-08 vs. Pittsburgh
  - 10-12-08 at Denver
  - 10-12-08 at Denver
  - 10-26-08 vs. Cleveland
  - 10-26-08 vs. Cleveland
  - 11-2-08 at Cincinnati
  - 11-2-08 vs. Minnesota
  - 12-1-08 at Houston
  - 12-14-08 vs. Green Bay
  - 12-14-08 vs. Green Bay
  - 12-14-08 vs. Green Bay


- 2007**
- 9-9-07 vs. Tennessee
  - 9-16-07 vs. Atlanta
  - 10-7-07 at Kansas City
  - 10-7-07 at Kansas City
  - 10-14-07 vs. Houston
  - 10-14-07 vs. Houston
  - 10-28-07 at Tampa Bay
  - 11-4-07 at New Orleans
  - 11-4-07 at New Orleans
  - 11-11-07 at Tennessee
  - 11-18-07 vs. San Diego
  - 11-18-07 vs. San Diego
  - 11-25-07 vs. Buffalo
  - 11-25-07 vs. Buffalo
  - 12-2-07 at Indianapolis
  - 12-9-07 vs. Carolina
  - 12-16-07 at Pittsburgh
  - 12-16-07 at Pittsburgh
  - 12-23-07 vs. Oakland
  - 12-23-07 vs. Oakland
  - 12-23-07 vs. Oakland
  - 12-30-07 at Houston
  - 1-5-08 at Pittsburgh
  - 1-5-08 at Pittsburgh
  - 1-12-08 at New England

- 2006**
- 9-10-06 vs. Dallas
  - 9-18-06 vs. Pittsburgh
  - 10-1-06 at Washington
  - 10-1-06 at Washington
  - 10-1-06 at Washington
  - 10-8-06 vs. New York Jets
  - 10-8-06 vs. New York Jets
  - 10-22-06 at Houston
  - 11-5-06 vs. Tennessee
  - 11-12-06 vs. Houston
  - 11-20-06 vs. New York Giants
  - 12-3-06 at Miami
  - 12-3-06 at Miami
  - 12-10-06 vs. Indianapolis
  - 12-10-06 vs. Indianapolis
  - 12-17-06 at Tennessee
  - 12-17-06 at Tennessee
  - 12-17-06 at Tennessee
  - 12-24-06 vs. New England
  - 12-24-06 vs. New England
  - 12-24-06 vs. New England
  - 12-31-06 at Kansas City
  - 12-31-06 at Kansas City

- 2005**
- 9-11-05 vs. Seattle
  - 9-11-05 vs. Seattle
  - 9-18-05 vs. Indianapolis
  - 9-25-05 at New York Jets
  - 10-2-05 vs. Denver
  - 10-16-05 at Pittsburgh
  - 10-30-05 at St. Louis
  - 10-30-05 at St. Louis
  - 10-30-05 at St. Louis
  - 11-6-05 vs. Houston
  - 11-13-05 vs. Baltimore
  - 11-13-05 vs. Baltimore
  - 11-13-05 vs. Baltimore
  - 11-20-05 at Tennessee
  - 12-11-05 vs. Indianapolis
  - 12-18-05 vs. San Francisco
  - 12-24-05 at Houston
  - 12-24-05 at Houston
  - 12-24-05 at Houston
  - 1-1-06 vs. Tennessee
  - 1-1-06 vs. Tennessee
  - 1-7-06 at New England



# RECORD WHEN ...



	95	96	97	98	99	00	01	02	03	04	05	06	07	08	09	10	11	12	13	14	15	Total	Post
	W-L	W-L	W-L	W-L	W-L	W-L	W-L	W-L	W-L	W-L	W-L	W-L	W-L	W-L	W-L	W-L	W-L	W-L	W-L	W-L	W-L	W-L	W-L
Play at home	2-6	7-1	7-1	7-1	7-1	4-4	3-5	3-5	5-3	4-4	6-2	6-2	6-2	2-6	5-3	5-3	4-4	1-7	1-7	3-5	4-4	92-76	2-1
Play on the road	2-6	2-6	4-4	4-4	7-1	3-5	3-5	3-5	0-8	5-3	6-2	2-6	5-3	3-5	2-6	3-5	1-7	1-7	3-5	0-8	1-7	60-106	3-5
Play on grass field	3-8	8-3	10-2	9-2	10-2	5-8	5-9	6-8	5-7	7-6	11-2	8-6	11-3	3-10	5-7	6-6	4-8	1-12	4-9	3-10	4-7	128-135	4-4
Play on artificial field	1-4	1-4	1-3	2-3	4-0	2-1	1-1	0-2	0-4	2-1	1-2	0-2	0-2	2-1	2-2	2-2	1-3	1-2	0-3	0-3	1-4	25-49	1-2
Play in a dome	1-1	1-2		0-1	1-0	0-1	1-0	0-1	0-2	1-1	0-2	0-1	0-2	2-1	1-1	1-1	1-2	0-1	1-2	0-2		11-24	
Score first	4-1	7-2	8-2	8-2	9-1	5-6	4-2	4-4	3-3	6-0	8-1	5-2	9-1	3-2	5-2	4-0	4-3	1-5	3-4	0-5	3-2	103-50	2-2
Opponent scores first	0-11	2-5	3-3	3-3	5-1	2-3	2-8	2-6	2-8	3-7	4-3	3-6	2-4	2-9	2-7	4-8	1-8	1-9	1-8	3-8	2-9	49-134	3-4
Score on first poss.	4-3	6-1	6-2	3-2	5-0	3-1	2-2	3-0	0-2	3-0	6-0	5-1	6-2	3-2	7-2	5-1	1-1	1-3	3-0	0-3	2-1	74-30	3-2
Score 20+ points	3-4	8-3	10-3	11-1	11-0	5-3	3-4	6-3	4-2	5-1	11-1	6-4	9-3	5-2	6-1	7-3	1-1	2-4	3-2	3-1	4-5	123-51	5-2
Score less than 20 pts.	1-8	1-4	1-2	0-4	3-2	2-6	3-6	0-7	1-9	4-6	1-3	2-4	2-2	0-9	1-8	1-5	4-10	0-10	1-10	0-11	1-5	29-131	0-4
Allow 20+ points	1-9	3-4	5-5	5-3	4-2	1-7	0-8	2-9	2-9	2-5	4-3	0-7	2-4	2-10	4-7	5-8	0-8	0-13	3-11	1-11	2-9	48-151	3-6
Allow less than 20 pts.	3-3	6-3	6-0	6-2	10-0	6-2	6-2	4-1	3-2	7-2	8-1	8-1	9-1	3-1	3-2	3-0	5-3	2-1	1-1	2-2	1-1	102-31	2-0
Game decided by <7 pts.	3-5	7-5	4-4	5-2	4-1	2-5	3-6	3-8	4-6	8-3	8-2	2-7	4-2	4-6	5-3	2-2	3-5	2-3	2-1	1-2	4-5	81-82	3-0
Game decided by <3 pts.	2-2	4-2	2-0	1-2	3-1	1-3	0-3	2-5	1-2	5-2	3-1	0-3	1-2	2-1	1-1		1-1		1-0	1-1	1-0	32-32	3-0
Lead after 1st quarter	4-2	6-0	7-2	8-2	6-1	4-2	4-1	4-3	2-0	4-0	8-0	4-2	8-2	2-3	3-1	3-1	4-0	1-3	3-4	0-6	2-1	88-36	2-0
Trail after 1st quarter	0-8	3-3	2-2	2-3	3-1	2-5	0-6	2-6	1-9	2-6	3-2	3-3	1-2	3-3	4-5	2-7	1-8	1-6	0-7	2-5	2-9	40-113	3-4
Lead at halftime	4-1	4-0	10-1	7-1	9-1	6-3	4-2	6-2	3-2	5-0	6-0	6-2	10-1	2-2	5-0	4-1	4-1	1-3	4-1	1-3	2-1	104-28	4-1
Trail at halftime	0-9	4-6	0-4	3-3	3-1	0-5	1-6	0-6	1-8	4-6	6-3	0-5	1-4	2-9	2-9	1-7	0-7	1-7	0-10	2-10	2-10	33-136	0-4
Tied at halftime	0-2	1-1	1-0	1-1	2-0	1-1	1-2	0-2	1-1	0-1	0-1	2-1		1-0		3-0	1-3	0-3	0-1		1-0	16-20	1-1
Lead after 3rd quarter	2-1	6-1	10-1	9-1	11-1	7-3	5-3	6-1	3-2	7-1	9-2	7-0	9-0	3-2	4-1	6-1	5-1	1-1	3-1	2-2	2-2	117-28	4-0
Trail after 3rd quarter	2-11	3-5	1-4	2-3	2-1	0-5	1-6	0-7	1-7	2-6	2-2	0-8	2-5	1-9	2-8	1-6	0-8	1-11	1-11	1-11	2-8	25-143	0-6
Goes into overtime		1-1	0-1		1-0				1-0	2-0	0-1		1-0	1-0	0-1		0-3			0-1		7-8	
Have + turnover ratio	3-3	5-1	7-2	7-2	9-0	6-2	3-3	5-3	2-2	7-0	8-2	6-1	9-1	4-2	5-2	6-0	4-3	2-3	4-2	1-4	2-2	104-41	4-0
Have - turnover ratio	0-7	0-5	1-3	1-3	2-2	1-7	2-5	0-3	1-6	0-2	1-2	1-5	1-3	0-6	2-4	2-8	0-5	0-6	0-8	0-8	1-9	16-108	0-5
Turnover ratio is even	1-2	4-1	3-0	3-0	3-0		1-2	1-4	2-3	2-5	3-0	1-2	2-1	1-3	0-2		1-3	0-5	0-2	2-1	2-0	33-36	1-1
Have 30:00+ T.O.P	2-5	6-5	8-1	4-1	11-1	6-5	4-1	4-3	5-5	5-5	9-2	8-3	8-2	4-6	7-1	5-6	5-4	0-6	2-2	1-4	2-2	107-70	4-1
Have < 30:00 T.O.P	2-7	3-2	3-4	7-4	3-1	1-4	2-9	2-7	0-6	3-2	3-2	0-5	3-3	1-5	0-8	3-2	0-7	2-8	2-10	2-9	3-9	46-116	1-5
Have 30:00 T.O.P									1-0													1-0	
Have 100-yard rusher		1-1	1-0	7-1	5-0	5-4	2-1	2-3	2-1	3-2	5-1	3-3	6-1	2-0	2-2	6-2	3-3	1-0	1-1	1-1	1-1	59-28	4-1
Have 300 net passing yds.		2-2	4-0	1-0	3-0	0-2		1-0	1-0	0-2		0-1	0-1	0-1	2-0	1-0		0-2	0-1		1-5	16-17	
Have a 100-yd. receiver	0-2	4-3	6-2	2-1	4-2	5-5	3-3	0-2	2-1	2-2	3-3	1-1	0-2	1-5	2-1	2-1	0-1	1-5	0-2	0-4	3-7	41-55	1-1
Have two 100-yd. receivers		1-1	0-1	1-1	3-0	0-1	0-1								1-0						0-2	6-7	
In August		1-0																				1-0	
In September	0-4	2-3	2-1	4-0	2-1	2-2	2-1	2-1	0-4	3-0	2-1	2-1	2-1	2-2	1-2	1-2	1-2	1-3	0-4	0-4	1-2	33-41	
In October	3-2	1-3	2-2	1-2	4-0	1-4	0-3	1-3	1-2	2-3	2-2	2-2	3-1	1-2	2-1	3-2	1-4	0-3	0-4	1-3	1-3	32-51	
In November	0-3	2-1	4-1	4-1	4-0	2-1	1-3	2-2	2-3	1-2	4-0	2-2	3-1	1-3	3-2	2-1	1-2	1-3	3-1	1-3	2-2	45-37	
In December	1-3	4-0	2-1	2-2	3-1	2-2	3-2	1-4	2-2	2-2	3-1	2-3	3-2	1-4	1-3	2-2	1-3	0-5	1-3	1-3	1-3	38-51	1-1
In January					1-0		0-1			1-0	1-0					0-1	0-1	1-0			0-1	4-4	4-5

	95	96	97	98	99	00	01	02	03	04	05	06	07	08	09	10	11	12	13	14	15	Total	Post
	W-L	W-L	W-L	W-L	W-L	W-L	W-L	W-L	W-L	W-L	W-L	W-L	W-L	W-L	W-L	W-L	W-L	W-L	W-L	W-L	W-L	W-L	W-L
On Saturday					0-1	0-1					1-0						0-1					1-3	3-2
On Sunday night	0-1	1-0		0-1	1-0	1-1		0-1	1-0	0-1	1-0			0-1								5-6	1-3
On Monday night			1-0	2-0	2-0	0-2	0-1					2-0	0-1	0-1		0-1	1-1					8-7	
On Thursday night					1-0		0-1							0-1	0-1		0-1	0-1	1-0	1-0		4-5	
Kickoff is 9:30 a.m.																						1-0	
Kickoff is 1:00/12:30	3-8	7-3	6-3	7-3	8-1	3-5	6-4	4-6	3-11	7-5	9-4	3-7	9-4	3-5	7-5	7-4	4-9	2-10	3-10	2-12	2-10	104-128	3-2
Kickoff is 4:00:/05:/15:/25	1-3	1-4	4-2	2-1	2-1	3-1	0-4	2-3	1-0	2-1	2-0	3-1	2-0	2-3	0-3	1-3		0-3	0-2	0-1	1-1	29-37	1-2
Kickoff is 8:00:/20:/25:/35	0-1	1-0		2-1	2-0	1-1	0-1	0-1	1-0	0-1	1-0	2-0	0-1	0-3	0-1	0-1	1-2	0-1	1-0	1-0	1-0	14-15	1-2
Kickoff is 9:00			1-0		2-0	0-2	0-1															3-3	

*\*All Times Eastern*

	02	03	04	05	06	07	08	09	10	11	12	13	14	15	Total
	W-L	W-L	W-L	W-L	W-L	W-L	W-L	W-L	W-L	W-L	W-L	W-L	W-L	W-L	W-L
vs. AFC South Teams	1-5	2-4	2-4	4-2	2-4	2-4	2-4	3-3	3-3	3-3	2-4	3-3	1-5	2-4	32-52
vs. AFC North Teams	1-3	0-1	0-1	4-0	1-0	1-0	0-4	0-1	1-0	1-3	0-1	1-0	1-3	1-0	12-17
vs. AFC East Teams	1-0	0-4	1-0	1-0	2-2	1-0	0-1	2-2	1-0	0-1	0-4	0-1	0-1	2-2	11-18
vs. AFC West Teams	1-0	1-0	3-1	0-1	0-1	4-0	1-0	1-0	2-2	0-1	0-1	0-4	0-1	0-1	13-13
vs. NFC South Teams		2-2				3-1				1-3				0-4	6-10
vs. NFC North Teams			3-1				2-2				0-4				5-7
vs. NFC East Teams	2-2				3-1			1-3					1-3		7-9
vs. NFC West Teams				3-1				1-3				0-4			4-8



# LAST TIME IT HAPPENED



## TEAM

### OVERTIME GAME WON

By Jaguars — Jaguars 23, St. Louis 20, 10/18/09  
By Opponents — at Indianapolis 16, Jaguars 13, 10/4/15

### SHUTOUT

By Jaguars — Jaguars 41, New York Jets 0, 10/8/06  
By Opponents — at Seattle 41, Jaguars 0, 10/11/09

### SCORELESS FIRST HALF

By Jaguars — Jaguars 0, Indianapolis 30, 09/21/14 (Final: Indianapolis 44, Jaguars 10)  
By Opponents — Philadelphia 0, Jaguars 17, 9/7/14 (Final: Philadelphia 34, Jaguars 17)

### SCORELESS SECOND HALF/OT

By Jaguars — Jaguars 0, Indianapolis 6, 10/4/15 (Final: Indianapolis 16, Jaguars 13)  
By Opponents — Cleveland 0, Jaguars 17, 10/19/14 (Final: Jaguars 24, Cleveland 6)

### 400 TOTAL YARDS

By Jaguars at New Orleans, 412 total yards, 12/27/15  
By Opponents — Houston vs. Jaguars, 402 total yards, 1/3/16

### 500 TOTAL YARDS

By Jaguars — Jaguars vs. Baltimore, 519 total yards, 9/20/98  
By Opponents — New Orleans vs. Jaguars, 537 total yards, 12/27/15

### 50 POINTS SCORED

By Jaguars — Jaguars vs. Indianapolis, 51 points (51-16), 12/13/15  
By Opponents — New England vs. Jaguars, 51 points (51-17), 9/27/15



## SPECIAL TEAMS

### KICKOFF RETURNED FOR A TOUCHDOWN

By Jaguars — Maurice Jones-Drew (100 yards) at New Orleans, 11/4/07  
By Opponents — Tyjaun Hagler of Indianapolis (41 yards), 12/19/10

### PUNT RETURNED FOR A TOUCHDOWN

By Jaguars — Rashad Greene (73 yards) vs. Indianapolis, 12/13/15  
By Opponents — Darius Reynaud of Tennessee (81 yards), 12/30/12

### BLOCKED FIELD GOAL RETURNED FOR A TOUCHDOWN

By Jaguars — Chris Hudson (58 yards) vs. Pittsburgh, 9/22/97  
By Opponents — Antrel Rolle of Arizona (83 yards), 9/20/09

### BLOCKED PUNT RETURNED FOR A TOUCHDOWN

By Jaguars — Mike Harris (19 yards) at Tennessee, 12/30/12  
By Opponents — Kamar Aiken of Baltimore (11 yards), 12/14/14

### BLOCKED FIELD GOAL

By Jaguars — Tyson Alualu at New Orleans (Kai Forbath), 9/27/15  
By Opponents — Olivier Vernon of Miami (Josh Scobee), 10/26/14

### BLOCKED PUNT

By Jaguars — Hayes Pullard III vs. San Diego, 11/29/15  
By Opponents — Darian Stewart of Baltimore (Bryan Anger), 12/14/14

### BLOCKED EXTRA POINT

By Jaguars — Tony Brackens vs. Cincinnati (Doug Pelfrey), 10/5/97  
By Opponents — Bernard Pollard of Tennessee (Josh Scobee), 12/22/13

### FIVE FIELD GOALS

By Jaguars — Josh Scobee at Buffalo, 10/10/10  
By Opponents — Jeff Reed of Pittsburgh, 12/1/02 (six field goals)

### TWO-POINT CONVERSION

By Jaguars — Blake Bortles pass to Allen Robinson vs. Dallas, 11/9/14  
By Opponents — Jameis Winston pass to Vincent Jackson of Tampa Bay, 10/11/15



## OFFENSE

### 100 YARDS RUSHING

By Jaguars — T.J. Yeldon vs. Buffalo (115 yards), 10/25/15  
By Opponents — Alfred Blue of Houston (102 yards), 1/3/16

### 200 YARDS RUSHING

By Jaguars — Fred Taylor at Pittsburgh (234 yards), 11/19/00  
By Opponents — Chris Johnson of Tennessee (228 yards), 11/1/09

### 300 YARDS PASSING

By Jaguars — Blake Bortles at New Orleans (368 yards), 12/27/15  
By Opponents — Drew Brees of New Orleans (412 yards), 12/27/15

### 100 YARDS RECEIVING

By Jaguars — Allen Robinson (108 yards) at Houston, 1/3/16  
By Opponents — Brandin Cooks of New Orleans (123 yards), 12/27/15

### 200 YARDS RECEIVING

By Jaguars — Justin Blackmon at Houston (236 yards), 11/18/12  
By Opponents — Josh Gordon of Cleveland (261 yards), 12/01/13

### 100 YARDS RUSHING IN A HALF

By Jaguars — Maurice Jones-Drew at Tennessee (107 yards in second half), 12/5/10  
By Opponents — Rashard Mendenhall of Pittsburgh (113 yards in first half), 10/16/11

### TWO 100-YARD RUSHERS IN SAME GAME

By Jaguars — Rashad Jennings (109 yards) and Maurice Jones-Drew (101 yards) vs. Oakland, 12/12/10  
By Opponents — None

### 100 YARDS RECEIVING IN A HALF

By Jaguars — Allen Robinson at New Orleans (149 in second half), 12/27/15  
By Opponents — Brandin Cooks of New Orleans (107 in first half), 12/27/15

### TWO 100-YARD RECEIVERS IN SAME GAME

By Jaguars — Allen Robinson (151 yards, TD) & Allen Hurns (106 yards, 2 TDs) at New Orleans, 12/27/15  
By Opponents — Rishard Matthews (115 yards) and Jarvis Landry (110 yards) of Miami, 9/20/15

### FOUR TOUCHDOWN PASSES

By Jaguars — Blake Bortles at New Orleans, 12/27/15  
By Opponents — Phillip Rivers of San Diego, 11/29/15

### THREE TOUCHDOWN PASSES

By Jaguars — Blake Bortles vs. Indianapolis, 12/13/15  
By Opponents — Drew Brees of New Orleans, 12/27/15

### THREE TOUCHDOWN RECEPTIONS

By Jaguars — Allen Robinson at Tennessee, 12/6/15  
By Opponents — Randy Moss of New England, 12/27/09

### THREE TOUCHDOWNS RUSHING

By Jaguars — Maurice Jones-Drew vs. St. Louis, 10/18/09  
By Opponents — LeGarrette Blount of New England, 9/27/15



## DEFENSE

### INTERCEPTED PASS RETURNED FOR A TOUCHDOWN

By Jaguars — Telvin Smith (26 yards) vs. Buffalo, 10/25/15  
By Opponents — Kareem Jackson of Houston (27 yards), 1/3/16

### FUMBLE RETURNED FOR A TOUCHDOWN

By Jaguars — Andre Branch vs. Indianapolis (49 yards), 12/13/15  
By Opponents — Wesley Woodyard of Tennessee (3 yards), 12/6/15

### SAFETY SCORED


By Jaguars — Holding penalty on Dallas' Kyle Wilber enforced in the end zone, 11/9/14  
By Opponents — J.J. Watt of Houston (Sacked QB Blake Bortles in the end zone), 12/29/14

### THREE SACKS

By Jaguars — Chris Clemons at Indianapolis (3.0), 11/23/14  
By Opponents — Whitney Mercilus (3.5) and J.J. Watt of Houston (3.0), 1/3/16

### TWO INTERCEPTIONS

By Jaguars — Davon House at Baltimore, 11/15/15  
By Opponents — Andre Hal of Houston, 10/18/15



**VITAL INFORMATION**  
**2015 SEASON IN REVIEW**

# OFFENSIVE STATISTICS

JACKSONVILLE JAGUARS / WEEK 17 / THROUGH SUNDAY, JANUARY 3, 2016

WON 5, LOST 11

					* RUSHING		No.	Yds	Avg	Long	TD
09/13	L	9-20	Carolina	60,733	Yeldon	182	740	4.1	45	2	
09/20	W	23-20	Miami	65,443	Bortles	52	310	6.0	28	2	
09/27	L	17-51	at New England	66,829	D. Robinson	67	266	4.0	31	1	
10/04	L	13-16 OT	at Indianapolis	65,609	Gray LG	45	176	3.9	23	0	
10/11	L	31-38	at Tampa Bay	58,490	Gray TM	14	54	3.9	23	0	
10/18	L	20-31	Houston	58,085	Gerhart	20	44	2.2	6	0	
10/25	W	34-31	Buffalo	84,021	Lee	5	38	7.6	12	0	
11/08	L	23-28	at New York Jets	78,160	Pierce	6	11	1.8	4	0	
11/15	W	22-20	at Baltimore	70,837	Washington	1	8	8.0	8	0	
11/19	W	19-13	Tennessee	60,121	Grant	6	2	0.3	11	0	
11/29	L	25-31	San Diego	59,477	Alualu	1	0	0.0	0	0	
12/06	L	39-42	at Tennessee	57,355	TEAM	354	1473	4.2	45	5	
12/13	W	51-16	Indianapolis	62,372	OPPONENTS	464	1709	3.7	87t	15	
12/20	L	17-23	Atlanta	64,016	* RECEIVING						
12/27	L	27-38	at New Orleans	73,064	A. Robinson	80	1400	17.5	90t	14	
01/03	L	6-30	at Houston	71,899	Hurns	64	1031	16.1	80t	10	

			Jax	Opp.			No.	Yds	Avg	Long	TD					
TOTAL FIRST DOWNS			313	362	Yeldon	36	279	7.8	67	1						
Rushing			69	102	Walters	32	368	11.5	31	1						
Passing			215	222	D. Robinson	21	164	7.8	16	0						
Penalty			29	38	Greene	19	93	4.9	18	2						
3rd Down: Made/Att			72/205	105/227	Lewis	16	226	14.1	45	0						
3rd Down Pct.			35.1	46.3	Lee	15	191	12.7	30	1						
4th Down: Made/Att			8/15	6/12	Harbor	14	149	10.6	26	1						
4th Down Pct.			53.3	50.0	Gray LG	7	76	10.9	25	0						
POSSESSION AVG.			27:34	32:26	Gray TM	1	4	4.0	4	0						
TOTAL NET YARDS			5581	6000	Gerhart	3	23	7.7	8	0						
Avg. Per Game			348.8	375.0	Pierce	3	7	2.3	6	0						
Total Plays			1012	1102	Alualu	2	19	9.5	16	0						
Avg. Per Play			5.5	5.4	Grant	2	13	6.5	8	0						
NET YARDS RUSHING			1473	1709	Jacobs	1	6	6.0	6	0						
Avg. Per Game			92.1	106.8	TEAM	355	4428	12.5	90t	35						
Total Rushes			354	464	OPPONENTS	390	4528	11.6	71t	29						
NET YARDS PASSING			4108	4291	* INTERCEPTIONS											
Avg. Per Game			256.8	268.2	House	4	21	5.3	15	0						
Sacked/Yards Lost			51/320	36/237	Posluszny	3	25	8.3	19	0						
Gross Yards			4428	4528	Cyprien	1	48	48.0	48	0						
Att./Completions			607/355	602/390	T. Smith	1	26	26.0	26t	1						
Completion Pct.			58.5	64.8	TEAM	9	120	13.3	48	1						
Had Intercepted			18	9	OPPONENTS	18	283	15.7	84	4						
PUNTS/AVERAGE			80/46.3	72/43.9	* PUNTING											
NET PUNTING AVG.			80/39.5	72/36.9	Anger	80	3700	46.3	39.5	4	26	63				
PENALTIES/YARDS			105/880	114/989	TEAM	80	3700	46.3	39.5	4	26	63				
FUMBLES/BALL LOST			25/10	16/9	OPPONENTS	72	3158	43.9	36.9	7	23	63				
TOUCHDOWNS			44	51	* PUNT RETURNS											
Rushing			5	15	Greene	18	8	301	16.7	73t	1					
Passing			35	29	Walters	8	7	30	3.8	14	0					
Returns			4	7	Marshall	5	1	30	6.0	20	0					
* SCORE BY PERIODS			Q1	Q2	Q3	Q4	OT	PTS								
TEAM			35	126	94	121	0	376								
OPPONENTS			83	163	69	130	3	448								
* SCORING			TD-Ru-Pa-Rt		K-PAT		FG S PATS		* KICKOFF RETURNS							
Myers			0	0	0	0	32/39	26/30	0	110	Marshall	13	346	26.6	36	0
A. Robinson			14	0	14	0	0	0	84	Walters	4	80	20.0	28	0	
Hurns			10	0	10	0	0	0	60	Banyard	2	21	10.5	13	0	
J. Thomas			5	0	5	0	0	0	30	Jones	2	0	0.0	0	0	
Greene			3	0	2	1	0	0	18	D. Robinson	2	54	27.0	31	0	
Yeldon			3	2	1	0	0	0	18	TEAM	31	721	23.3	42	0	
Bortles			2	2	0	0	0	0	12	OPPONENTS	23	553	24.0	54	0	
Harbor			1	0	1	0	0	0	8	* FIELD GOALS	1-19 20-29 30-39 40-49 50+					
Branch			1	0	0	1	0	0	6	Myers	0/0	9/10	8/8	6/8	3/4	
Clemons			1	0	0	1	0	0	6	TEAM	0/0	9/10	8/8	6/8	3/4	
Lee			1	0	1	0	0	0	6	OPPONENTS	0/0	7/8	8/8	12/14	3/8	
D. Robinson			1	1	0	0	0	0	6	Myers: (22G, 44N) (27G, 58G, 28G) (40G) (20G, 32G, 53N,						
T. Smith			1	0	0	1	0	0	6	48N) (31G) ( ) ( ) (45G, 39G, 35G) (21G, 45G, 26B, 53G) (31G,						
Walters			1	0	1	0	0	0	6	32G, 20G, 36G) (22G, 51G, 27G, 28G) ( ) (46G) (42G) ( ) (43G,						
TEAM			44	5	35	4	32/39	26/30	0	376	34G)					
OPPONENTS			51	15	29	7	48/48	30/38	0	448	OPP: (43G, 53N, 47G, 43B) (48G, 41G, 42N) (46G, 20G, 46G)					

2-Pt Conv: Harbor, TM 1-5, OPP 2-3  
 SACKS: Odrick 5.5, Branch 4, Colvin 4,  
 R. Miller 4, Davis 3.5, Clemons 3,  
 T. Smith 2.5, Alualu 2, Jones 2, Brown 1.5, Skuta 1.5, Posluszny 1, Michael Bennett 0.5,  
 C. Smith 0.5, P. Thompson 0.5, TM 36, OPP 51  
 FUM/LOST: Bortles 14/5, D. Robinson 3/1, Hurns 2/1, Marshall 2/1, Grant 1/1, Greene 1/0, Posluszny 1/0, Wisniewski 1/1

* PASSING	GP/GS	Att	Cmp	Yds	Cmp%	Yds/Att	TD	TD%	Int	Int%	Long	Sack/Lost	Rating
Bortles	16/16	606	355	4428	58.6	7.31	35	5.8	18	3.0	90t	51/ 320	88.2
Walters	11/0	1	0	0	0.0	0.00	0	0.0	0	0.0	---	0/ 0	39.6
TEAM		607	355	4428	58.5	7.29	35	5.8	18	3.0	90t	51/ 320	88.1
OPPONENTS		602	390	4528	64.8	7.52	29	4.8	9	1.5	71t	36/ 237	97.2



# DEFENSIVE STATISTICS

JACKSONVILLE JAGUARS / WEEK 17 / THROUGH SUNDAY, JANUARY 3, 2015


Player	Total	Solo	Asst.	Sacks	Int.	PD	TFL	QH	FF	FR
P. Posluszny	133	103	30	1.0	3	6	13	7	0	0
T. Smith	128	99	29	2.5	1	7	13	3	2	0
J. Cyprien	107	77	30	0.0	1	2	1	0	1	1
A. Colvin	73	60	13	4.0	0	7	6	4	1	0
D. House	60	49	11	0.0	4	23	1	0	1	1
J. Evans	52	36	16	0.0	0	2	2	0	1	1
R. Miller III	40	22	18	4.0	0	1	6	6	1	0
D. Skuta	37	31	6	1.5	0	1	3	4	1	0
S. Brown	36	29	7	1.5	0	2	2	2	0	0
J. Odrick	29	23	6	5.5	0	3	10	8	1	0
D. Gratz	27	21	6	0.0	0	1	0	0	0	0
T. Alualu	26	18	8	2.0	0	2	6	10	0	1
A. Branch	24	18	6	4.0	0	4	4	5	2	1
D. McCray	21	17	4	0.0	0	1	0	0	0	0
H. Pullard III	19	13	6	0.0	0	0	1	1	0	0
T. Armbrister	18	11	7	0.0	0	1	1	1	0	0
A. Jones	17	8	9	2.0	0	2	3	3	1	1
C. Clemons	14	13	1	3.0	0	1	5	10	1	1
J. Sample	13	8	5	0.0	0	1	1	0	0	0
C. Smith	10	8	2	0.5	0	1	1	2	0	0
M. Bennett	10	7	3	0.5	0	0	1	2	0	0
N. Marshall	10	6	4	0.0	0	1	0	0	0	0
P. Thompson	8	6	2	0.5	0	1	0	1	0	0
R. Davis	7	5	2	3.5	0	0	2	7	1	1
J. Tripp	7	5	2	0.0	0	0	0	0	0	0
S. Marks	6	4	2	0.0	0	3	2	0	0	0
<b>JAX TOTALS:</b>	<b>932</b>	<b>697</b>	<b>235</b>	<b>36.0</b>	<b>9</b>	<b>73</b>	<b>84</b>	<b>76</b>	<b>14</b>	<b>8</b>

# SPECIAL TEAMS STATISTICS

JACKSONVILLE JAGUARS / WEEK 17 / THROUGH SUNDAY, JANUARY 3, 2015

Player	Total	Solo	Asst.	Blk.	FF	FR
J. Tripp	7	5	2	0	0	0
C. Tinker	6	6	0	0	0	0
T. Armbrister	5	4	1	0	0	0
H. Pullard III	5	4	1	1	0	0
P. Thompson	5	4	1	0	0	0
D. McCray	4	4	0	0	0	1
J. Banyard	4	3	1	0	0	0
R. Davis	4	3	1	0	0	0
D. Robinson	4	3	1	0	0	0
C. Harbor	3	3	0	0	0	0
N. Marshall	3	3	0	0	0	1
D. Skuta	3	1	2	0	0	0
B. Anger	2	2	0	0	0	0
S. Brown	2	2	0	0	0	0
J. Myers	2	2	0	0	0	0
L. Reynolds	2	2	0	0	0	0
N. Jacobs	2	1	1	0	0	0
J. Sample	2	0	2	0	0	0
J. Bartu	1	1	0	0	0	0
J. Cyprien	1	1	0	0	0	0
J. Evans	1	1	0	0	0	0
T. Gerhart	1	1	0	0	0	0
N. Sterling	1	1	0	0	0	0
T. Washington	1	1	0	0	0	0
B. Pierce	1	0	1	0	0	0
T. Alualu	0	0	0	1	0	0
C. Clemons	0	0	0	1	0	0
R. Greene	0	0	0	0	0	1
<b>JAX TOTALS:</b>	<b>72</b>	<b>58</b>	<b>14</b>	<b>3</b>	<b>0</b>	<b>3</b>

# GAME-BY-GAME STATISTICS




Passing		B.Bortles											
Date	Opponent	Att	Cmp	Yds	Cmp%	Yds/Att	TD	TD%	INT	INT%	LG	Sack/Lost	Rating
9/13	Carolina	40	22	183	55.0	4.58	1	2.5	2	5.0	27	5/14	54.5
9/20	Miami	33	18	273	54.5	8.27	2	6.1	0	0.0	52	0/0	102.2
9/27	@ New England	33	17	242	51.5	7.33	2	6.1	1	3.0	59t	2/6	83.1
10/4	@ Indianapolis	50	28	298	56.0	5.96	1	2.0	0	0.0	48	1/9	80.2
10/11	@ Tampa Bay	33	23	303	69.7	9.18	4	12.1	1	3.0	59	6/33	125.4
10/18	Houston	53	30	331	56.6	6.25	3	5.7	3	5.7	29t	3/20	70.6
10/25	Buffalo	29	13	182	44.8	6.28	2	6.9	1	3.4	31t	2/7	74.2
11/8	@ New York Jets	40	24	381	60.0	9.53	2	5.0	2	5.0	44	6/43	87.6
11/15	@ Baltimore	45	22	188	48.9	4.18	2	4.4	1	2.2	21	3/20	65.8
11/19	Tennessee	30	21	242	70.0	8.07	1	3.3	1	3.3	38	4/24	91.2
11/29	San Diego	49	30	329	61.2	6.71	2	4.1	1	2.0	34	2/11	86.2
12/6	@ Tennessee	36	24	322	66.7	8.94	5	13.9	0	0.0	67	2/20	134.5
12/13	Indianapolis	30	16	250	53.3	8.33	3	10.0	0	0.0	80t	3/24	114.6
12/20	Atlanta	38	23	297	60.5	7.82	1	2.6	1	2.6	30	2/12	82.9
12/27	@ New Orleans	35	27	368	77.1	10.51	4	11.4	2	5.7	90t	2/21	124.5
1/3	@ Houston	32	17	239	53.1	7.47	0	0.0	2	6.3	45	8/56	51.4
<b>TOTALS</b>		<b>606</b>	<b>355</b>	<b>4428</b>	<b>58.6</b>	<b>7.31</b>	<b>35</b>	<b>5.8</b>	<b>18</b>	<b>3.0</b>	<b>90t</b>	<b>51/320</b>	<b>88.2</b>

Passing		B.Walters											
Date	Opponent	Att	Cmp	Yds	Cmp%	Yds/Att	TD	TD%	INT	INT%	LG	Sack/Lost	Rating
9/13	Carolina	0	0	0	0	0	0	0	0	0	--	0	0
9/20	Miami	Not on Team											
9/27	@ New England	0	0	0	0	0	0	0	0	0	--	0	0
10/4	@ Indianapolis	0	0	0	0	0	0	0	0	0	--	0	0
10/11	@ Tampa Bay	0	0	0	0	0	0	0	0	0	--	0	0
10/18	Houston	0	0	0	0	0	0	0	0	0	--	0	0
10/25	Buffalo	0	0	0	0	0	0	0	0	0	--	0	0
11/8	@ New York Jets	0	0	0	0	0	0	0	0	0	--	0	0
11/15	@ Baltimore	0	0	0	0	0	0	0	0	0	--	0	0
11/19	Tennessee	1	0	0	0.0	0.00	0	0.0	0	0.0	0	0/0	39.6
11/29	San Diego	0	0	0	0	0	0	0	0	0	--	0	0
12/6	@ Tennessee	0	0	0	0	0	0	0	0	0	--	0	0
12/13	Indianapolis	Inactive											
12/20	Atlanta	Inactive											
12/27	@ New Orleans	Inactive											
1/3	@ Houston	Inactive											
<b>TOTALS</b>		<b>1</b>	<b>0</b>	<b>0</b>	<b>0.0</b>	<b>0.00</b>	<b>0</b>	<b>0.0</b>	<b>0</b>	<b>0.0</b>	<b>0</b>	<b>0/0</b>	<b>39.6</b>

Rushing		T.Yeldon					B.Bortles					D.Robinson				
Date	Opponent	No	Yds	Avg	LG	TD	No	Yds	Avg	LG	TD	No	Yds	Avg	LG	TD
9/13	Carolina	12	51	4.3	14	0	4	26	6.5	12	0	5	19	3.8	6	0
9/20	Miami	25	70	2.8	12	0	2	27	13.5	28	0	1	9	9.0	9	0
9/27	@ New England	11	33	3.0	8	0	3	7	2.3	3	0	Inactive				
10/4	@ Indianapolis	22	105	4.8	36	0	4	31	7.8	14	0	Inactive				
10/11	@ Tampa Bay	11	32	2.9	10	0	1	21	21.0	21	0	Inactive				
10/18	Houston	Inactive					4	37	9.3	12	0	7	19	2.7	4	0
10/25	Buffalo	20	115	5.8	28t	1	5	-3	-0.6	1	0	0	0	0	--	0
11/8	@ New York Jets	14	64	4.6	45	0	4	32	8.0	11	0	1	2	2.0	2	0
11/15	@ Baltimore	18	61	3.4	16	0	2	25	12.5	14	0	1	1	1.0	1	0
11/19	Tennessee	14	54	3.9	15	0	2	9	4.5	13	0	7	27	3.9	10	0
11/29	San Diego	9	36	4.0	21	0	6	33	5.5	10	0	3	23	7.7	19	0
12/6	@ Tennessee	15	57	3.8	9	1	2	-1	-0.5	0	0	3	21	7.0	13	0
12/13	Indianapolis	11	62	5.6	14	0	4	17	4.3	15	1	14	75	5.4	31	1
12/20	Atlanta	Inactive					6	44	7.3	13	1	14	41	2.9	9	0
12/27	@ New Orleans	Inactive					3	5	1.7	5	0	6	20	3.3	7	0
1/3	@ Houston	Inactive					0	0	0	--	0	5	9	1.8	3	0
<b>TOTALS</b>		<b>182</b>	<b>740</b>	<b>4.1</b>	<b>45</b>	<b>2</b>	<b>52</b>	<b>310</b>	<b>6.0</b>	<b>28</b>	<b>2</b>	<b>67</b>	<b>266</b>	<b>4.0</b>	<b>31</b>	<b>1</b>

# GAME-BY-GAME STATISTICS



## Rushing

Date	Opponent
9/13	Carolina
9/20	Miami
9/27	@ New England
10/4	@ Indianapolis
10/11	@ Tampa Bay
10/18	Houston
10/25	Buffalo
11/8	@ New York Jets
11/15	@ Baltimore
11/19	Tennessee
11/29	San Diego
12/6	@ Tennessee
12/13	Indianapolis
12/20	Atlanta
12/27	@ New Orleans
1/3	@ Houston
<b>TOTALS</b>	

## J.Gray

No	Yds	Avg	LG	TD
Not on Team				
Not on Team				
Not on Team				
Not on Team				
Not on Team				
Not on Team				
Not on Team				
Not on Team				
Not on Team				
Not on Team				
Not on Team				
Not on Team				
Not on Team				
Not on Team				
Not on Team				
Active, Did Not Play				
5	31	6.2	23	0
9	23	2.6	8	0
<b>14</b>	<b>54</b>	<b>3.9</b>	<b>23</b>	<b>0</b>

## T.Gerhart

No	Yds	Avg	LG	TD
Inactive				
Inactive				
3	10	3.3	5	0
1	-2	-2.0	-2	0
1	2	2.0	2	0
9	26	2.9	6	0
6	8	1.3	4	0
Inactive				
Inactive				
0	0	0	--	0
0	0	0	--	0
Not on Team				
Not on Team				
Not on Team				
Not on Team				
<b>20</b>	<b>44</b>	<b>2.2</b>	<b>6</b>	<b>0</b>

## M.Lee

No	Yds	Avg	LG	TD
Inactive				
1	12	12.0	12	0
0	0	0	--	0
Inactive				
Inactive				
Inactive				
Inactive				
1	3	3.0	3	0
0	0	0	--	0
1	10	10.0	10	0
1	4	4.0	4	0
0	0	0	--	0
0	0	0	--	0
1	9	9.0	9	0
0	0	0	--	0
<b>5</b>	<b>38</b>	<b>7.6</b>	<b>12</b>	<b>0</b>

## Rushing

Date	Opponent
9/13	Carolina
9/20	Miami
9/27	@ New England
10/4	@ Indianapolis
10/11	@ Tampa Bay
10/18	Houston
10/25	Buffalo
11/8	@ New York Jets
11/15	@ Baltimore
11/19	Tennessee
11/29	San Diego
12/6	@ Tennessee
12/13	Indianapolis
12/20	Atlanta
12/27	@ New Orleans
1/3	@ Houston
<b>TOTALS</b>	

## B.Pierce

No	Yds	Avg	LG	TD
0	0	0	--	0
3	4	1.3	3	0
1	1	1.0	1	0
0	0	0	--	0
2	6	3.0	4	0
Inactive				
0	0	0	--	0
0	0	0	--	0
Active, Did Not Play				
Inactive				
Inactive				
Inactive				
Not on Team				
Not on Team				
Not on Team				
Not on Team				
Not on Team				
Not on Team				
Not on Team				
<b>6</b>	<b>11</b>	<b>1.8</b>	<b>4</b>	<b>0</b>

## T.Washington

No	Yds	Avg	LG	TD
Not on Team				
Not on Team				
0	0	0	--	0
1	8	8.0	8	0
0	0	0	--	0
0	0	0	--	0
Not on Team				
Not on Team				
Not on Team				
Not on Team				
Not on Team				
Not on Team				
Not on Team				
Not on Team				
Not on Team				
Not on Team				
<b>1</b>	<b>8</b>	<b>8.0</b>	<b>8</b>	<b>0</b>

## C.Grant

No	Yds	Avg	LG	TD
0	0	0	--	0
1	1	1.0	1	0
2	6	3.0	4	0
0	0	0	--	0
2	-6	-3.0	11	0
1	1	1.0	1	0
Not on Team				
Not on Team				
Not on Team				
Not on Team				
Not on Team				
Not on Team				
Not on Team				
Not on Team				
Not on Team				
Not on Team				
Not on Team				
<b>6</b>	<b>2</b>	<b>0.3</b>	<b>11</b>	<b>0</b>

## Rushing


Date	Opponent
9/13	Carolina
9/20	Miami
9/27	@ New England
10/4	@ Indianapolis
10/11	@ Tampa Bay
10/18	Houston
10/25	Buffalo
11/8	@ New York Jets
11/15	@ Baltimore
11/19	Tennessee
11/29	San Diego
12/6	@ Tennessee
12/13	Indianapolis
12/20	Atlanta
12/27	@ New Orleans
1/3	@ Houston
<b>TOTALS</b>	

## T.Alualu

No	Yds	Avg	LG	TD
0	0	0	--	0
0	0	0	--	0
0	0	0	--	0
0	0	0	--	0
0	0	0	--	0
0	0	0	--	0
1	0	0.0	0	0
0	0	0	--	0
0	0	0	--	0
0	0	0	--	0
0	0	0	--	0
0	0	0	--	0
0	0	0	--	0
0	0	0	--	0
0	0	0	--	0
<b>1</b>	<b>0</b>	<b>0.0</b>	<b>0</b>	<b>0</b>



# GAME-BY-GAME STATISTICS



## Receiving

Date	Opponent
9/13	Carolina
9/20	Miami
9/27	@ New England
10/4	@ Indianapolis
10/11	@ Tampa Bay
10/18	Houston
10/25	Buffalo
11/8	@ New York Jets
11/15	@ Baltimore
11/19	Tennessee
11/29	San Diego
12/6	@ Tennessee
12/13	Indianapolis
12/20	Atlanta
12/27	@ New Orleans
1/3	@ Houston
<b>TOTALS</b>	

## A.Robinson

Tar	Rec	Yds.	Avg.	LG	TD	
6	1	27	27.0	27	0	
12	6	155	25.8	52	2	
9	4	68	17.0	37	0	
12	4	80	20.0	48	0	
9	7	72	10.3	21	2	
12	6	86	14.3	25	1	
9	6	98	16.3	23	1	
11	6	121	20.2	44	0	
11	5	51	10.2	16	1	
7	5	113	22.6	38	0	
11	5	56	11.2	25	1	
15	10	153	15.3	44	3	
4	1	4	4.0	4t	1	
5	3	57	19.0	25	1	
9	6	151	25.2	90t	1	
9	5	108	21.6	36	0	
<b>TOTALS</b>	<b>151</b>	<b>80</b>	<b>1400</b>	<b>17.5</b>	<b>90t</b>	<b>14</b>

## A.Hurns

Tar	Rec	Yds.	Avg.	LG	TD	
7	5	60	12.0	24	0	
4	4	68	17.0	24	0	
4	2	70	35.0	59t	1	
15	11	116	10.5	26	1	
6	5	116	23.2	59	1	
7	2	30	15.0	19	1	
8	2	53	26.5	31t	1	
8	5	122	24.4	30t	1	
9	5	62	12.4	21	1	
4	3	19	6.3	7	0	
9	4	42	10.5	29	0	
Inactive						
4	3	105	35.0	80t	1	
5	2	44	22.0	22	0	
10	8	107	13.4	24	2	
5	3	17	5.7	6	0	
<b>TOTALS</b>	<b>105</b>	<b>64</b>	<b>1031</b>	<b>16.1</b>	<b>80t</b>	<b>10</b>

## J.Thomas

Tar	Rec	Yds.	Avg.	LG	TD	
Inactive						
Inactive						
Inactive						
Inactive						
2	2	20	10.0	15	0	
13	7	78	11.1	29t	1	
5	1	4	4.0	4	0	
8	3	14	4.7	7	0	
5	2	23	11.5	12	0	
8	5	28	5.6	12	1	
10	9	116	12.9	34	1	
5	2	15	7.5	9t	1	
7	5	54	10.8	30	1	
9	6	79	13.2	22	0	
2	2	12	6.0	8	0	
6	2	12	6.0	6	0	
<b>TOTALS</b>	<b>80</b>	<b>46</b>	<b>455</b>	<b>9.9</b>	<b>34</b>	<b>5</b>

## Receiving

Date	Opponent
9/13	Carolina
9/20	Miami
9/27	@ New England
10/4	@ Indianapolis
10/11	@ Tampa Bay
10/18	Houston
10/25	Buffalo
11/8	@ New York Jets
11/15	@ Baltimore
11/19	Tennessee
11/29	San Diego
12/6	@ Tennessee
12/13	Indianapolis
12/20	Atlanta
12/27	@ New Orleans
1/3	@ Houston
<b>TOTALS</b>	

## T.Yeldon

Tar	Rec	Yds.	Avg.	LG	TD	
4	3	16	5.3	7	0	
4	3	13	4.3	11	0	
3	2	9	4.5	9	0	
3	2	4	2.0	5	0	
6	5	31	6.2	13	1	
Inactive						
3	1	9	9.0	9	0	
3	3	37	12.3	21	0	
6	5	6	1.2	7	0	
4	3	28	9.3	13	0	
5	4	46	11.5	20	0	
4	4	79	19.8	67	0	
1	1	1	1.0	1	0	
Inactive						
Inactive						
Inactive						
Inactive						
<b>TOTALS</b>	<b>46</b>	<b>36</b>	<b>279</b>	<b>7.8</b>	<b>67</b>	<b>1</b>

## B.Walters

Tar	Rec	Yds.	Avg.	LG	TD	
2	2	17	8.5	13	0	
Not on Team						
3	2	28	14.0	23	0	
3	2	27	13.5	14	0	
4	4	64	16.0	24	0	
12	8	87	10.9	29	0	
1	1	5	5.0	5	0	
7	5	54	10.8	20t	1	
5	3	29	9.7	17	0	
3	2	35	17.5	31	0	
3	1	4	4.0	4	0	
2	2	18	9.0	12	0	
Inactive						
Inactive						
Inactive						
Inactive						
<b>TOTALS</b>	<b>45</b>	<b>32</b>	<b>368</b>	<b>11.5</b>	<b>31</b>	<b>1</b>

## D.Robinson

Tar	Rec	Yds.	Avg.	LG	TD	
2	2	26	13.0	15	0	
Inactive						
Inactive						
Inactive						
3	3	19	6.3	8	0	
Inactive						
1	0	0	0.0	0	0	
2	0	0	0.0	0	0	
Inactive						
1	1	9	9.0	9	0	
1	1	2	2.0	2	0	
2	1	12	12.0	12	0	
10	8	46	5.8	13	0	
7	5	50	10.0	16	0	
1	0	0	0.0	0	0	
<b>TOTALS</b>	<b>30</b>	<b>21</b>	<b>164</b>	<b>7.8</b>	<b>16</b>	<b>0</b>

## Receiving

Date	Opponent
9/13	Carolina
9/20	Miami
9/27	@ New England
10/4	@ Indianapolis
10/11	@ Tampa Bay
10/18	Houston
10/25	Buffalo
11/8	@ New York Jets
11/15	@ Baltimore
11/19	Tennessee
11/29	San Diego
12/6	@ Tennessee
12/13	Indianapolis
12/20	Atlanta
12/27	@ New Orleans
1/3	@ Houston
<b>TOTALS</b>	

## R.Greene

Tar	Rec	Yds.	Avg.	LG	TD	
13	7	28	4.0	6	1	
4	2	7	3.5	7	0	
Not on Team						
Not on Team						
Not on Team						
Not on Team						
Not on Team						
Not on Team						
1	1	2	2.0	2	0	
4	3	17	5.7	8	0	
3	2	15	7.5	13	1	
4	1	18	18.0	18	0	
3	1	-1	-1.0	-1	0	
1	1	2	2.0	2	0	
2	1	5	5.0	5	0	
<b>TOTALS</b>	<b>35</b>	<b>19</b>	<b>93</b>	<b>4.9</b>	<b>18</b>	<b>2</b>


## M.Lewis

Tar	Rec	Yds.	Avg.	LG	TD	
Inactive						
4	0	0	0.0	0	0	
2	0	0	0.0	0	0	
8	5	40	8.0	13	0	
4	0	0	0.0	0	0	
2	1	8	8.0	8	0	
2	2	13	6.5	9	0	
1	1	27	27.0	27	0	
2	1	9	9.0	9	0	
2	0	0	0.0	0	0	
2	1	24	24.0	24	0	
1	1	7	7.0	7	0	
2	1	14	14.0	14	0	
3	1	26	26.0	26	0	
1	1	13	13.0	13	0	
1	1	45	45.0	45	0	
<b>TOTALS</b>	<b>37</b>	<b>16</b>	<b>226</b>	<b>14.1</b>	<b>45</b>	<b>0</b>

## M.Lee

Tar	Rec	Yds.	Avg.	LG	TD	
Inactive						
4	2	27	13.5	18	0	
2	1	13	13.0	13	0	
Inactive						
Inactive						
Inactive						
Inactive						
5	1	8	8.0	8	0	
Inactive						
1	1	3	3.0	3	0	
4	1	17	17.0	17	0	
4	1	21	21.0	21	0	
2	2	46	23.0	30	0	
4	3	26	8.7	18	1	
6	3	30	10.0	14	0	
<b>TOTALS</b>	<b>32</b>	<b>15</b>	<b>191</b>	<b>12.7</b>	<b>30</b>	<b>1</b>

# GAME-BY-GAME STATISTICS



## Receiving

Date	Opponent
9/13	Carolina
9/20	Miami
9/27	@ New England
10/4	@ Indianapolis
10/11	@ Tampa Bay
10/18	Houston
10/25	Buffalo
11/8	@ New York Jets
11/15	@ Baltimore
11/19	Tennessee
11/29	San Diego
12/6	@ Tennessee
12/13	Indianapolis
12/20	Atlanta
12/27	@ New Orleans
1/3	@ Houston
<b>TOTALS</b>	

## C.Harbor

Tar	Rec	Yds.	Avg.	LG	TD	
1	0	0	0.0	0	0	
	0	0	0	0	0	
5	3	43	14.3	26	1	
6	4	31	7.8	21	0	
	0	0	0	0	0	
	0	0	0	0	0	
		Inactive				
	0	0	0	0	0	
	0	0	0	0	0	
2	2	17	8.5	10	0	
2	1	12	12.0	12	0	
	0	0	0	0	0	
	0	0	0	0	0	
2	2	21	10.5	17	0	
	0	0	0	0	0	
1	1	7	7.0	7	0	
1	1	18	18.0	18	0	
<b>TOTALS</b>	<b>20</b>	<b>14</b>	<b>149</b>	<b>10.6</b>	<b>26</b>	<b>1</b>

## B.Pierce

Tar	Rec	Yds.	Avg.	LG	TD	
2	1	4	4.0	4	0	
	0	0	0	0	0	
3	2	3	1.5	6	0	
	0	0	0	0	0	
	0	0	0	0	0	
		Inactive				
	0	0	0	0	0	
	0	0	0	0	0	
		Active, Did Not Play				
		Inactive				
		Inactive				
		Inactive				
		Not on Team				
		Not on Team				
		Not on Team				
		Not on Team				
<b>TOTALS</b>	<b>5</b>	<b>3</b>	<b>7</b>	<b>2.3</b>	<b>6</b>	<b>0</b>

## T.Gerhart

Tar	Rec	Yds.	Avg.	LG	TD	
		Inactive				
		Inactive				
	0	0	0	0	0	
	0	0	0	0	0	
1	0	0	0.0	0	0	
4	3	23	7.7	8	0	
	0	0	0	0	0	
		Inactive				
		Inactive				
	0	0	0	0	0	
	0	0	0	0	0	
		Not on Team				
		Not on Team				
		Not on Team				
		Not on Team				
<b>TOTALS</b>	<b>5</b>	<b>3</b>	<b>23</b>	<b>7.7</b>	<b>8</b>	<b>0</b>

## Receiving

Date	Opponent
9/13	Carolina
9/20	Miami
9/27	@ New England
10/4	@ Indianapolis
10/11	@ Tampa Bay
10/18	Houston
10/25	Buffalo
11/8	@ New York Jets
11/15	@ Baltimore
11/19	Tennessee
11/29	San Diego
12/6	@ Tennessee
12/13	Indianapolis
12/20	Atlanta
12/27	@ New Orleans
1/3	@ Houston
<b>TOTALS</b>	

## C.Grant

Tar	Rec	Yds.	Avg.	LG	TD	
1	1	5	5.0	5	0	
	0	0	0	0	0	
2	1	8	8.0	8	0	
	0	0	0	0	0	
	0	0	0	0	0	
	0	0	0	0	0	
		Not on Team				
		Not on Team				
		Not on Team				
		Not on Team				
		Not on Team				
		Not on Team				
		Not on Team				
		Not on Team				
		Not on Team				
		Not on Team				
		Not on Team				
<b>TOTALS</b>	<b>3</b>	<b>2</b>	<b>13</b>	<b>6.5</b>	<b>8</b>	<b>0</b>

## T.Alualu

Tar	Rec	Yds.	Avg.	LG	TD	
	0	0	0	0	0	
1	1	3	3.0	3	0	
	0	0	0	0	0	
	0	0	0	0	0	
	0	0	0	0	0	
	0	0	0	0	0	
	0	0	0	0	0	
	0	0	0	0	0	
	0	0	0	0	0	
1	0	0	0.0	0	0	
1	1	16	16.0	16	0	
	0	0	0	0	0	
	0	0	0	0	0	
	0	0	0	0	0	
<b>TOTALS</b>	<b>3</b>	<b>2</b>	<b>19</b>	<b>9.5</b>	<b>16</b>	<b>0</b>

## J.Gray

Tar	Rec	Yds.	Avg.	LG	TD	
		Not on Team				
		Not on Team				
		Not on Team				
		Not on Team				
		Not on Team				
		Not on Team				
		Not on Team				
		Not on Team				
		Not on Team				
		Not on Team				
		Not on Team				
		Not on Team				
		Not on Team				
		Not on Team				
		Active, Did Not Play				
	0	0	0	0	0	
1	1	4	4.0	4	0	
<b>TOTALS</b>	<b>1</b>	<b>1</b>	<b>4</b>	<b>4.0</b>	<b>4</b>	<b>0</b>

## Receiving

Date	Opponent
9/13	Carolina
9/20	Miami
9/27	@ New England
10/4	@ Indianapolis
10/11	@ Tampa Bay
10/18	Houston
10/25	Buffalo
11/8	@ New York Jets
11/15	@ Baltimore
11/19	Tennessee
11/29	San Diego
12/6	@ Tennessee
12/13	Indianapolis
12/20	Atlanta
12/27	@ New Orleans
1/3	@ Houston
<b>TOTALS</b>	


## N.Jacobs

Tar	Rec	Yds.	Avg.	LG	TD	
1	0	0	0.0	0	0	
	0	0	0	0	0	
	0	0	0	0	0	
	0	0	0	0	0	
	0	0	0	0	0	
	0	0	0	0	0	
1	0	0	0.0	0	0	
1	1	6	6.0	6	0	
	0	0	0	0	0	
		Inactive				
	0	0	0	0	0	
		Inactive				
		Inactive				
		Inactive				
<b>TOTALS</b>	<b>3</b>	<b>1</b>	<b>6</b>	<b>6.0</b>	<b>6</b>	<b>0</b>





# GAME-BY-GAME STATISTICS



## Punting

Date	Opponent
9/13	Carolina
9/20	Miami
9/27	@ New England
10/4	@ Indianapolis
10/11	@ Tampa Bay
10/18	Houston
10/25	Buffalo
11/8	@ New York Jets
11/15	@ Baltimore
11/19	Tennessee
11/29	San Diego
12/6	@ Tennessee
12/13	Indianapolis
12/20	Atlanta
12/27	@ New Orleans
1/3	@ Houston
<b>TOTALS</b>	

## B.Anger

No.	Yds.	Avg.	TB	In20	LG	Net
5	231	46.2	0	2	56	37.0
7	317	45.3	1	1	56	38.9
4	195	48.8	0	1	57	42.3
8	307	38.4	0	5	47	36.4
4	221	55.3	0	1	63	34.0
5	234	46.8	1	2	55	37.8
6	269	44.8	0	0	56	38.7
5	203	40.6	0	3	50	32.2
7	364	52.0	1	0	56	41.4
4	192	48.0	0	3	59	44.3
3	124	41.3	0	1	51	30.3
3	160	53.3	1	0	58	43.0
5	228	45.6	0	1	53	44.2
6	254	42.3	0	1	60	38.8
3	150	50.0	0	2	53	49.7
5	251	50.2	0	3	60	46.6
<b>80</b>	<b>3700</b>	<b>46.3</b>	<b>4</b>	<b>26</b>	<b>63</b>	<b>39.5</b>

## Placekicking

Date	Opponent
9/13	Carolina
9/20	Miami
9/27	@ New England
10/4	@ Indianapolis
10/11	@ Tampa Bay
10/18	Houston
10/25	Buffalo
11/8	@ New York Jets
11/15	@ Baltimore
11/19	Tennessee
11/29	San Diego
12/6	@ Tennessee
12/13	Indianapolis
12/20	Atlanta
12/27	@ New Orleans
1/3	@ Houston
<b>TOTALS</b>	

## J.Myers

KO	KO Yds	TB	XP Att	XP	FG Att	FG	Long	Points
3	195	3	1	0	2	1	22	3
5	340	3	2	2	3	3	58	11
4	260	4	2	2	1	1	40	5
4	276	1	1	1	4	2	32	7
6	296	4	4	4	1	1	31	7
4	200	2	3	2	0	0	0	2
6	401	2	5	4	0	0	0	4
6	334	1	2	2	3	3	45	11
5	333	4	1	1	4	3	53	10
6	393	5	1	1	4	4	36	13
7	395	5	2	1	4	4	51	13
7	464	3	5	3	0	0	0	3
9	585	9	7	6	1	1	46	9
4	265	3	2	2	1	1	42	5
5	276	3	1	1	0	0	0	1
3	195	3	0	0	2	2	43	6
<b>84</b>	<b>5208</b>	<b>55</b>	<b>39</b>	<b>32</b>	<b>30</b>	<b>26</b>	<b>58</b>	<b>110</b>


# ALPHABETICAL

NO	NAME	POS	HT	WT	DOB	AGE	EXP	COLLEGE	HOMETOWN	HOW ACQ
93	Alualu, Tyson	DE	6-3	310	5/12/87	28	6	California	Honolulu, Hawaii	D1-'10
19	Anger, Bryan	P	6-3	205	10/6/88	27	4	California	Camarillo, Calif.	D3-'12
57	Armbrister, Thurston	LB	6-3	235	12/25/92	22	R	Miami (Fla.)	Hollywood, Fla.	FA-'15
94	Ash, Richard	DT	6-3	314	8/4/92	23	R	Western Michigan	Pahokee, Fla.	PS-'15
29	Banyard, Joe	RB	5-10	221	11/12/88	27	3	Texas-El Paso	Sweetwater, Texas	FA-'15
54	Bartu, Joplo	LB	6-2	230	10/3/89	26	3	Texas State	Waller, Texas	FA-'15
68	Beadles, Zane	G	6-4	315	11/19/86	29	6	Utah	Casper, Wyo.	UFA (Den.)-'14
96	Bennett, Michael	DT	6-2	305	2/24/93	23	R	Ohio State	Centerville, Ohio	D6-'15
5	Bortles, Blake	QB	6-5	245	4/28/92	23	2	Central Florida	Oviedo, Fla.	D1-'14
70	Bowanko, Luke	C	6-6	310	6/13/91	24	2	Virginia	Clifton, Va.	D6-'14
90	Branch, Andre	DE	6-5	265	7/14/89	26	4	Clemson	Richmond, Va.	D2-'12
38	Brown, Sergio	S	6-2	207	5/22/88	27	6	Notre Dame	Maywood, Ill.	UFA (Ind.)-'15
60	Cann, A.J.	G	6-3	315	10/3/91	24	R	South Carolina	Bamberg, S.C.	D3-'15
91	Clemons, Chris	DE	6-3	255	10/30/81	34	12	Georgia	Griffin, Ga.	UFA (Sea.)-'14
22	Colvin, Aaron	CB	6-0	194	10/2/91	24	2	Oklahoma	Tulsa, Okla.	D4-'14
37	Cyprien, Johnathan	S	6-0	223	7/29/90	25	3	Florida International	N. Miami Beach, Fla.	D2-'13
59	Davis, Ryan	DE	6-2	270	2/24/89	26	3	Bethune-Cookman	Tampa, Fla.	FA-'12
26	Evans, Josh	S	6-0	210	6/5/91	24	3	Florida	Irvington, N.J.	D6-'13
27	Gratz, Dwayne	CB	5-11	206	3/8/90	25	3	Connecticut	Piscataway, N.J.	D3-'13
34	Gray, Jonas	RB	5-10	225	6/27/90	25	2	Notre Dame	Pontiac, Mich.	PS (Mia.)-'15
13	Greene, Rashad	WR	5-11	185	9/23/92	22	R	Florida State	Albany, Ga.	D5-'15
86	Harbor, Clay	TE	6-3	250	7/2/87	28	6	Missouri State	Libertyville, Ill.	W (Phi.)-'13
7	Henne, Chad	QB	6-3	220	7/2/85	30	8	Michigan	Wyomissing, Pa.	UFA (Mia.)-'12
31	House, Davon	CB	6-0	196	7/10/89	26	5	New Mexico State	Palmdale, Calif.	UFA (G.B.)-'15
88	Hurns, Allen	WR	6-3	205	11/12/91	24	2	Miami (Fla.)	Miami, Fla.	FA-'14
85	Jacobs, Nic	TE	6-5	295	10/13/91	24	2	McNeese State	Mary, La.	PS (N.O.)-'14
76	Joeckel, Luke	OT	6-6	315	11/6/91	24	3	Texas A&M	Arlington, Texas	D1-'13
11	Lee, Marqise	WR	6-0	200	11/25/91	24	2	Southern California	Inglewood, Calif.	D2-'14
89	Lewis, Mercedes	TE	6-6	275	5/19/84	31	10	UCLA	Long Beach, Calif.	D1-'06
20	Loston, Craig	S	6-2	209	12/21/89	26	2	Louisiana State	Houston, Texas	FA-'15
41	Marshall, Nick	CB	6-1	206	6/30/92	23	R	Auburn	Pineview, Ga.	FA-'15
35	McCray, Demetrius	CB	6-2	194	5/11/91	24	3	Appalachian State	Covington, Ga.	D7b-'13
97	Miller III, Roy	DT	6-2	320	7/9/87	28	7	Texas	Killeen, Texas	UFA (T.B.)-'13
2	Myers, Jason	K	5-10	195	5/12/91	24	1	Marist	Chula Vista, Calif.	FA-'15
75	Odrick, Jared	DL	6-5	305	12/31/87	28	6	Penn State	Lebanon County, Pa.	UFA (Mia.)-'15
78	Parnell, Jerme	OT	6-6	315	7/20/86	29	6	Mississippi	Blytheville, Ark.	UFA (Dal.)-'15
51	Posluszny, Paul	LB	6-2	240	10/10/84	31	9	Penn State	Aliquippa, Pa.	UFA (Buf.)-'11
52	Pullard III, Hayes	LB	6-0	236	4/18/92	23	R	Southern California	Los Angeles, Calif.	PS (Cle.)-'15
15	Robinson, Allen	WR	6-3	215	8/24/93	22	2	Penn State	Southfield, Mich.	D2a-'14
16	Robinson, Denard	RB	6-0	215	9/22/90	25	3	Michigan	Deerfield Beach, Fla.	D5-'13
69	Shatley, Tyler	G	6-3	305	5/5/91	24	2	Clemson	Icard, N.C.	FA-'14
55	Skuta, Dan	LB	6-2	265	4/21/86	29	7	Grand Valley State	Flint, Mich.	UFA (S.F.)-'15
98	Smith, Chris	DE	6-1	270	2/11/92	23	2	Arkansas	Mount Ulla, N.C.	D5b-'14
50	Smith, Telvin	LB	6-3	223	4/11/91	24	2	Florida State	Valdosta, Ga.	D5a-'14
87	Sterling, Neal	WR	6-4	235	1/14/92	23	R	Monmouth	Belmar, N.J.	D7a-'15
80	Thomas, Julius	TE	6-5	260	6/27/88	27	5	Portland State	Stockton, Calif.	UFA (Den.)-'15
25	Thompson, Peyton	CB	5-10	180	9/26/90	25	1	San Jose State	Sacramento, Calif.	FA-'14
46	Tinker, Carson	LS	6-0	250	11/15/89	26	3	Alabama	Murfreesboro, Tenn.	FA-'13
58	Tripp, Jordan	LB	6-4	236	4/3/91	24	2	Montana	Missoula, Mt.	FA-'15
81	Walters, Bryan	WR	6-0	190	11/4/87	28	2	Cornell	Bothell, Wash.	UFA (Sea.)-'15
61	Wisniewski, Stefen	C	6-3	305	3/22/89	26	5	Penn State	Pittsburgh, Pa.	UFA (Oak.)-'15
24	Yeldon, T.J.	RB	6-1	225	10/2/93	22	R	Alabama	Daphne, Ala.	D2-'15
74	Young, Sam	OT	6-8	320	6/24/87	28	6	Notre Dame	Coral Springs, Fla.	W (Buf.)-'13

## Practice Squad

4	Bailey, Rasheed	WR	6-1	205	7/29/93	22	R	Delaware Valley	Philadelphia, Pa.	PS-'15
73	Edwards, Kadeem	OL	6-4	313	1/24/91	24	2	Tennessee State	Sanford, Fla.	PS-'15
84	Evans, Shaq	WR	6-1	203	3/7/91	24	2	UCLA	Inglewood, Calif.	PS-'15
48	Koyack, Ben	TE	6-5	255	4/9/93	22	R	Notre Dame	Oil City, Pa.	PS-'15
18	Lawrence, Rashad	WR	6-2	190	6/10/92	23	1	Northwestern	Orlando, Fla.	PS-'15
53	Porter, Sean	LB	6-1	242	11/12/91	24	3	Texas A&M	Scherz, Texas	FA-'15
64	Reed, Chris	G	6-5	300	7/22/92	23	R	Minnesota State	Omaha, Neb.	PS-'15
92	Smith, Quanterus	DE	6-5	255	11/26/89	26	3	Western Kentucky	Loganville, Ga.	PS-'15
42	Wolff, Earl	S	5-11	210	12/15/89	26	2	North Carolina State	Fayetteville, N.C.	PS-'15

# NUMERICAL



NO	NAME	POS	HT	WT	DOB	AGE	EXP	COLLEGE	HOMETOWN	HOW ACQ
2	Jason Myers	K	6-10	195	5/12/91	23	1	Marist	Chula Vista, Calif.	FA-'15
5	Blake Bortles	QB	6-5	245	4/28/92	23	2	Central Florida	Oviedo, Fla.	D1-'14
7	Chad Henne	QB	6-3	220	7/2/85	30	8	Michigan	Wyomissing, Pa.	UFA (Mia.)-'12
11	Marqise Lee	WR	6-0	200	11/25/91	24	2	Southern California	Inglewood, Calif.	D2-'14
13	Rashad Greene	WR	5-11	185	9/23/92	22	R	Florida State	Albany, Ga.	D5-'15
15	Allen Robinson	WR	6-3	215	8/24/93	22	2	Penn State	Southfield, Mich.	D2a-'14
16	Denard Robinson	RB	6-0	215	9/22/90	25	3	Michigan	Deerfield Beach, Fla.	D5-'13
19	Bryan Anger	P	6-3	205	10/6/88	27	4	California	Camarillo, Calif.	D3-'12
20	Craig Loston	S	6-2	217	12/21/89	25	2	Louisiana State	Houston, Texas	PS-'15
22	Aaron Colvin	CB	6-0	194	10/2/91	24	2	Oklahoma	Tulsa, Okla.	D4-'14
24	T.J. Yeldon	RB	6-1	225	10/2/93	22	R	Alabama	Daphne, Ala.	D2-'15
25	Peyton Thompson	CB	5-10	180	9/26/90	25	1	San Jose State	Sacramento, Calif.	FA-'14
26	Josh Evans	S	6-0	210	6/5/91	24	3	Florida	Irvington, N.J.	D6-'13
27	Dwayne Gratz	CB	5-11	206	3/8/90	25	3	Connecticut	Piscataway, N.J.	D3-'13
29	Joe Banyard	RB	5-10	211	11/12/88	27	3	Texas-El Paso	Sweetwater, Texas	FA-'15
31	Davon House	CB	6-0	196	7/10/89	26	5	New Mexico State	Palmdale, Calif.	UFA (G.B.)-'15
34	Jonas Gray	RB	5-10	225	6/27/90	25	2	Notre Dame	Pontiac, Mich.	PS (Mia.)-'15
35	Demetrius McCray	CB	6-2	194	5/11/91	24	3	Appalachian State	Covington, Ga.	D7b-'13
37	Johnathan Cyprien	S	6-0	223	7/29/90	25	3	Florida International	N. Miami Beach, Fla.	D2-'13
38	Sergio Brown	S	6-2	207	5/22/88	27	6	Notre Dame	Maywood, Ill.	UFA (Ind.)-'15
41	Nick Marshall	CB	6-1	206	6/30/92	23	R	Auburn	Pineview, Ga.	FA-'15
46	Carson Tinker	LS	6-0	250	11/15/89	26	3	Alabama	Murfreesboro, Tenn.	FA-'13
50	Telvin Smith	LB	6-3	223	4/11/91	24	2	Florida State	Valdosta, Ga.	D5a-'14
51	Paul Posluszny	LB	6-2	240	10/10/84	31	9	Penn State	Aliquippa, Pa.	UFA (Buf.)-'11
52	Hayes Pullard III	LB	6-0	236	4/18/92	23	R	Southern California	Los Angeles, Calif.	PS (Cle.)-'15
54	Joplo Bartu	LB	6-2	230	10/3/89	26	3	Texas State	Waller, Texas	FA-'15
55	Dan Skuta	LB	6-2	265	4/21/86	29	7	Grand Valley State	Flint, Mich.	UFA (S.F.)-'15
57	Thurston Armbrister	LB	6-3	235	12/25/92	22	R	Miami (Fla.)	Hollywood, Fla.	UFA-'15
58	Jordan Tripp	LB	6-4	236	4/3/91	24	2	Montana	Missoula, Mt.	PS-'15
59	Ryan Davis	DE	6-2	270	2/24/89	26	3	Bethune-Cookman	Tampa, Fla.	FA-'13
60	A.J. Cann	G	6-3	315	10/3/91	24	R	South Carolina	Bamberg, S.C.	D3-'15
61	Stefen Wisniewski	C	6-3	305	3/22/89	26	5	Penn State	Pittsburgh, Pa.	UFA (Oak.)-'15
68	Zane Beadles	G	6-4	315	11/19/86	29	6	Utah	Casper, Wyo.	UFA (Den.)-'14
69	Tyler Shatley	G	6-3	305	5/5/91	24	2	Clemson	Icard, N.C.	FA-'14
70	Luke Bowanko	C	6-6	310	6/13/91	24	2	Virginia	Clifton, Va.	D6-'14
74	Sam Young	OT	6-8	320	6/24/87	28	6	Notre Dame	Coral Springs, Fla.	W (Buf.)-'13
75	Jared Odrick	DL	6-5	305	12/31/87	28	6	Penn State	Lebanon County, Pa.	UFA (Mia.)-'15
76	Luke Joeckel	OT	6-6	315	11/6/91	24	3	Texas A&M	Arlington, Texas	D1-'13
78	Jermey Parnell	OT	6-6	315	7/20/86	29	6	Mississippi	Blytheville, Ark.	UFA (Dal.)-'15
80	Julius Thomas	TE	6-5	260	6/27/88	27	5	Portland State	Stockton, Calif.	UFA (Den.)-'15
81	Bryan Walters	WR	6-0	190	11/4/87	28	2	Cornell	Bothell, Wash.	UFA (Sea.)-'15
85	Nic Jacobs	TE	6-5	295	10/13/91	24	2	McNeese State	Many, La.	PS (N.O.)-'14
86	Clay Harbor	TE	6-3	250	7/2/87	28	6	Missouri State	Libertyville, Ill.	W (Phi.)-'13
87	Neal Sterling	WR	6-4	235	1/14/92	23	R	Monmouth	Belmar, N.J.	D7a-'15
88	Allen Hurns	WR	6-3	205	11/12/91	24	2	Miami (Fla.)	Miami, Fla.	FA-'14
89	Marcedes Lewis	TE	6-6	275	5/19/84	31	10	UCLA	Long Beach, Calif.	D1-'06
90	Andre Branch	DE	6-5	265	7/14/89	26	4	Clemson	Richmond, Va.	D2-'12
91	Chris Clemons	DE	6-3	255	10/30/81	34	12	Georgia	Griffin, Ga.	UFA (Sea.)-'14
93	Tyson Alualu	DE	6-3	310	5/12/87	28	6	California	Honolulu, Hawaii	D1-'10
94	Ash, Richard	DT	6-3	314	8/4/92	23	R	Western Michigan	Pahokee, Fla.	PS-'15
96	Michael Bennett	DT	6-2	305	2/24/93	23	R	Ohio State	Centerville, Ohio	D6-'15
97	Roy Miller III	DT	6-2	320	7/9/87	28	7	Texas	Killeen, Texas	UFA (T.B.)-'13
98	Chris Smith	DE	6-1	270	2/11/92	23	2	Arkansas	Mount Ulla, N.C.	D5b-'14

### Injured Reserve


12	Tony Washington	WR	5-11	198	10/18/90	24	1	Appalachian State	High Point, N.C.	FA-'14
17	Arrelious Benn	WR	6-2	220	9/8/88	27	5	Illinois	Washington, D.C.	FA-'15
21	Toby Gerhart	RB	6-0	235	3/28/87	28	6	Stanford	Norco, Calif.	UFA (Min.)-'14
23	James Sample	S	6-2	215	6/23/92	23	R	Louisville	Sacramento, Calif.	D4-'15
30	Bernard Pierce	RB	6-0	222	5/10/91	24	4	Temple	Ardmore, Pa.	W (Bal.)-'15
33	Corey Grant	RB	5-11	205	12/19/91	23	R	Auburn	Opelika, Ala.	FA-'15
56	Dante Fowler Jr.	DE	6-3	261	8/3/94	20	R	Florida	St. Petersburg, Fla.	D1-'15
65	Brandon Linder	G	6-6	320	1/25/92	23	2	Miami (Fla.)	Southwest Ranches, Fla.	D3-'14
72	Josh Wells	OT	6-6	310	2/14/91	24	2	James Madison	Mechanicsville, Va.	FA-'14
83	Copeland, Damian	WR	6-1	182	10/17/90	24	2	Louisville	Bradenton, Fla.	FA-'14
95	Abry Jones	DT	6-4	320	9/8/92	24	3	Georgia	Warner Robins, Ga.	FA-'13
99	Sen'Derrick Marks	DT	6-2	316	2/23/87	28	7	Auburn	Mobile, Ala.	UFA (Ten.)-'13

### Practice Squad Injured

44	Thomas, Todd	LB	6-2	230	4/27/91	24	R	Pittsburgh	Beaver Falls, Pa.	PS-'15
----	--------------	----	-----	-----	---------	----	---	------------	-------------------	--------




# ROSTER BY EXPERIENCE



NO	NAME	POS	HT	WT	DOB	AGE	EXP	COLLEGE	HOMETOWN
<b>12th Year (1)</b>									
91	Clemons, Chris	DE	6-3	255	10/30/81	34	12	Georgia	Griffin, Ga.
<b>10th Year (1)</b>									
89	Lewis, Marcedes	TE	6-6	275	5/19/84	31	10	UCLA	Long Beach, Calif.
<b>9th Year (1)</b>									
51	Posluszny, Paul	LB	6-2	240	10/10/84	31	9	Penn State	Aliquippa, Pa.
<b>8th Year (1)</b>									
7	Henne, Chad	QB	6-3	220	7/2/85	30	8	Michigan	Wyomissing, Pa.
<b>7th Year (2)</b>									
97	Miller III, Roy	DT	6-2	320	7/9/87	28	7	Texas	Killeen, Texas
55	Skuta, Dan	LB	6-2	265	4/21/86	29	7	Grand Valley State	Burton, Mich.
<b>6th Year (7)</b>									
93	Alualu, Tyson	DE	6-3	310	5/12/87	28	6	California	Honolulu, Hawaii
68	Beadles, Zane	G	6-4	315	11/19/86	29	6	Utah	Casper, Wyo.
38	Brown, Sergio	S	6-2	207	5/22/88	27	6	Notre Dame	Maywood, Ill.
86	Harbor, Clay	TE	6-3	250	7/2/87	28	6	Missouri State	Libertyville, Ill.
75	Odrick, Jared	DL	6-5	305	12/31/87	28	6	Penn State	Lebanon County, Pa.
78	Parnell, Jermey	OT	6-6	315	7/20/86	29	6	Mississippi	Blytheville, Ark.
74	Young, Sam	OT	6-8	320	6/24/87	28	6	Notre Dame	Coral Springs, Fla.
<b>5th Year (3)</b>									
31	House, Davon	CB	6-0	196	7/10/89	26	5	New Mexico State	Palmdale, Calif.
80	Thomas, Julius	TE	6-5	260	6/27/88	27	5	Portland State	Stockton, Calif.
61	Wisniewski, Stefen	C	6-3	305	3/22/89	26	5	Penn State	Pittsburgh, Pa.
<b>4th Year (2)</b>									
19	Anger, Bryan	P	6-3	205	10/6/88	27	4	California	Camarillo, Calif.
90	Branch, Andre	DE	6-5	265	7/14/89	26	4	Clemson	Richmond, Va.
<b>3rd Year (9)</b>									
54	Bartu, Joplo	LB	6-2	230	10/3/89	26	3	Texas State	Waller, Texas
37	Cyprien, Johnathan	S	6-0	223	7/29/90	25	3	Florida International	N. Miami Beach, Fla.
59	Davis, Ryan	DE	6-2	270	2/24/89	26	3	Bethune-Cookman	Tampa, Fla.
26	Evans, Josh	S	6-0	210	6/5/91	24	3	Florida	Irvington, N.J.
27	Gratz, Dwayne	CB	5-11	206	3/8/90	25	3	Connecticut	Piscataway, N.J.
76	Joeckel, Luke	OT	6-6	315	11/6/91	24	3	Texas A&M	Arlington, Texas
35	McCray, Demetrius	CB	6-2	194	5/11/91	24	3	Appalachian State	Covington, Ga.
16	Robinson, Denard	RB	6-0	215	9/22/90	25	3	Michigan	Deerfield Beach, Fla.
46	Tinker, Carson	LS	6-0	250	11/15/89	26	3	Alabama	Murfreesboro, Tenn.
<b>2nd Year (15)</b>									
29	Joe Banyard	RB	5-11	211	11/12/88	27	3	Texas-El Paso	Sweetwater, Texas
5	Bortles, Blake	QB	6-5	245	4/28/92	23	2	Central Florida	Oviedo, Fla.
70	Bowanko, Luke	C	6-6	310	6/13/91	24	2	Virginia	Clifton, Va.
22	Colvin, Aaron	CB	6-0	194	10/2/91	24	2	Oklahoma	Tulsa, Okla.
34	Gray, Jonas	RB	5-10	225	6/27/90	25	2	Notre Dame	Pontiac, Mich.
88	Hurns, Allen	WR	6-3	205	11/12/91	24	2	Miami (Fla.)	Miami, Fla.
85	Jacobs, Nic	TE	6-5	295	10/13/91	24	2	McNeese State	Many, La.
11	Lee, Marqise	WR	6-0	200	11/25/91	24	2	Southern California	Inglewood, Calif.
30	Loston, Craig	S	6-2	217	12/21/89	26	2	Louisiana State	Houston, Texas
15	Robinson, Allen	WR	6-3	215	8/24/93	22	2	Penn State	Southfield, Mich.
69	Shatley, Tyler	G	6-3	305	5/5/91	24	2	Clemson	Icard, N.C.
98	Smith, Chris	DE	6-1	270	2/11/92	23	2	Arkansas	Mount Ulla, N.C.
50	Smith, Telvin	LB	6-3	223	4/11/91	24	2	Florida State	Valdosta, Ga.
58	Tripp, Jordan	LB	6-4	236	4/3/91	24	2	Montana	Missoula, Mt.
81	Walters, Bryan	WR	6-0	190	11/4/87	28	2	Cornell	Bothell Wash.
<b>1st Year (2)</b>									
2	Myers, Jason	K	5-10	195	5/12/91	24	1	Marist	Chula Vista, Calif.
25	Thompson, Peyton	CB	6-0	210	9/26/90	25	1	San Jose State	Sacramento, Calif.
<b>Rookies (9)</b>									
57	Armbrister, Thurston	LB	6-3	235	12/25/92	22	R	Miami (Fla.)	Hollywood, Fla.
94	Ash, Richard	DT	6-3	314	8/4/92	23	R	Western Michigan	Pahokee, Fla.
96	Bennett, Michael	DT	6-2	305	2/24/93	23	R	Ohio State	Centerville, Ohio
60	Cann, A.J.	G	6-2	315	10/3/91	24	R	South Carolina	Bamberg, S.C.
13	Greene, Rashad	WR	5-11	185	9/23/92	22	R	Florida State	Albany, Ga.
41	Marshall, Nick	CB	6-1	206	6/30/92	23	R	Auburn	Pineview, Ga.
52	Pullard III, Hayes	LB	6-0	236	4/18/92	23	R	Southern California	Los Angeles, Calif.
87	Sterling, Neal	WR	6-4	235	1/14/92	23	R	Monmouth	Belmar, N.J.
24	Yeldon, T.J.	RB	6-1	225	10/2/93	22	R	Alabama	Daphne, Ala.

# ROSTER BY POSITION



## OFFENSE 24

	NO	NAME	POS	HT	WT	AGE	EXP	COLLEGE
<b>2 QUARTERBACKS</b>								
	5	Bortles, Blake	QB	6-5	245	23	2	Central Florida
	7	Henne, Chad	QB	6-3	220	30	8	Michigan
<b>4 RUNNING BACKS</b>								
	16	Robinson, Denard	RB	6-0	215	25	3	Michigan
	24	Yeldon, T.J.	RB	6-1	225	22	R	Alabama
	29	Joe Banyard	RB	5-11	211	27	3	Texas-El Paso
	34	Jonas Gray	RB	5-10	225	25	2	Notre Dame
<b>6 WIDE RECEIVERS</b>								
	11	Lee, Marqise	WR	6-0	200	24	2	Southern California
	13	Greene, Rashad	WR	5-11	185	23	R	Florida State
	15	Robinson, Allen	WR	6-3	215	26	2	Penn State
	81	Walters, Bryan	WR	6-0	190	27	2	Cornell
	87	Sterling, Neal	WR	6-4	235	23	R	Monmouth
	88	Hurns, Allen	WR	6-3	205	24	2	Miami (Fla.)
<b>4 TIGHT ENDS</b>								
	80	Thomas, Julius	TE	6-5	260	27	5	Portland State
	85	Jacobs, Nic	TE	6-5	295	24	2	McNeese State
	86	Harbor, Clay	TE	6-3	250	28	6	Missouri State
	89	Lewis, Marcedes	TE	6-6	275	31	10	UCLA
<b>8 OFFENSIVE LINEMEN</b>								
	60	Cann, A.J.	G	6-3	315	24	R	South Carolina
	61	Wisniewski, Stefen	C	6-3	305	26	5	Penn State
	68	Beadles, Zane	G	6-4	315	29	6	Utah
	69	Shatley, Tyler	G	6-3	305	24	2	Clemson
	70	Bowanko, Luke	C	6-6	310	24	2	Virginia
	74	Young, Sam	OT	6-8	320	28	6	Notre Dame
	76	Joeckel, Luke	OT	6-6	315	24	3	Texas A&M
	78	Parnell, Jermeiy	OT	6-6	315	29	6	Mississippi

## SPECIAL TEAMS 3

<b>3 KICKERS/SPECIALISTS</b>								
	2	Myers, Jason	K	5-10	195	23	1	Marist
	19	Anger, Bryan	P	6-3	205	27	4	California
	46	Tinker, Carson	LS	6-0	250	26	3	Alabama

## DEFENSE 26

<b>9 DEFENSIVE LINEMEN</b>								
	59	Davis, Ryan	DE	6-2	270	26	3	Bethune-Cookman
	75	Odrick, Jared	DE	6-5	305	28	6	Penn State
	90	Branch, Andre	DE	6-5	265	26	4	Clemson
	91	Clemons, Chris	DE	6-3	255	33	12	Georgia
	93	Alualu, Tyson	DE	6-3	310	28	6	California
	94	Ash, Richard	DT	6-3	314	23	R	Western Michigan
	96	Bennett, Michael	DT	6-2	305	23	R	Ohio State
	97	Miller III, Roy	DT	6-2	320	28	7	Texas
	98	Smith, Chris	DE	6-1	270	23	2	Arkansas
<b>7 LINEBACKERS</b>								
	50	Smith, Telvin	LB	6-3	223	24	2	Florida State
	51	Posluszny, Paul	LB	6-2	240	31	9	Penn State
	52	Pullard III, Hayes	LB	6-0	236	23	R	Southern California
	54	Bartu, Joplo	LB	6-2	230	26	3	Texas State
	55	Skuta, Dan	LB	6-2	265	29	7	Grand Valley State
	57	Armbrister, Thurston	LB	6-3	235	22	R	Miami (Fla.)
	58	Tripp, Jordan	LB	6-4	236	24	2	Montana
<b>10 DEFENSIVE BACKS</b>								
	20	Loston, Craig	S	6-2	217	25	2	Louisiana State
	22	Colvin, Aaron	CB	6-0	194	24	2	Oklahoma
	25	Thompson, Peyton	CB	6-0	210	24	1	San Jose State
	26	Evans, Josh	S	6-0	210	24	3	Florida
	27	Gratz, Dwayne	CB	5-11	206	25	3	Connecticut
	31	House, Davon	CB	6-0	196	26	5	New Mexico State
	35	McCray, Demetrius	CB	6-2	194	24	3	Appalachian State
	37	Cyprien, Johnathan	S	6-0	223	25	3	Florida International
	38	Brown, Sergio	S	6-2	207	27	6	Notre Dame
	41	Marshall, Nick	CB	6-1	206	22	R	Auburn

# DEPTH CHART



**WR:** 15 Allen Robinson 81 Bryan Walters  
**TE:** 80 Julius Thomas 86 Clay Harbor  
**LT:** 76 Luke Joeckel 74 Sam Young  
**LG:** 68 Zane Beadles 70 Luke Bowanko  
**C:** 61 Stefen Wisniewski 69 Tyler Shatley  
**RG:** 60 A.J. Cann 69 Tyler Shatley  
**RT:** 78 Jermei Parnell 74 Sam Young  
**TE:** 89 Mercedes Lewis 85 Nic Jacobs  
**WR:** 88 Allen Hurns 11 Marqise Lee  
**QB:** 5 Blake Bortles 7 Chad Henne  
**RB:** 24 T.J. Yeldon 16 Denard Robinson

## OFFENSE

WR Neal Sterling  
85 Nic Jacobs

70 Luke Bowanko  
70 Luke Bowanko

13 Rashad Greene

29 Joe Banyard 34 Jonas Gray

**LEO:** 90 Andre Branch 91 Chris Clemons  
**DT:** 93 Tyson Alualu 96 Michael Bennett  
**DT:** 97 Roy Miller III 94 Richard Ash  
**DE:** 75 Jared Odrick 93 Tyson Alualu  
**WLB:** 50 Telvin Smith 52 Hayes Pullard III  
**MLB:** 51 Paul Posluszny 58 Jordan Tripp  
**OTTO:** 55 Dan Skuta 57 Thurston Armbrister  
**LCB:** 31 Davon House 27 Dwayne Gratz  
**FS:** 26 Josh Evans 38 Sergio Brown  
**SS:** 37 Johnathan Cyprien 26 Josh Evans  
**RCB:** 22 Aaron Colvin 35 Demetrius McCray

## DEFENSE

59 Ryan Davis 98 Chris Smith

54 Joplo Bartu  
25 Peyton Thompson  
S Craig Loston

41 Nick Marshall

## SPECIAL TEAMS

**K:** 2 Jason Myers  
**P:** 19 Bryan Anger  
**LS:** 46 Carson Tinker  
**PH:** 19 Bryan Anger  
**KR:** 16 Denard Robinson 41 Nick Marshall 81 Bryan Walters  
**PR:** 13 Rashad Greene 41 Nick Marshall 81 Bryan Walters

\_\_\_\_\_ = ROOKIE

## Pronunciation Guide

Tyson Alualu	AH-lu AH-lu	Abry Jones	A-bree
Zane Beadles	BEE-duls	Jared Odrick	ODD-rick
Luke Bowanko	boh-WAIN-koh	Jermei Parnell	Jeremy
A.J. Cann	CAN	Paul Posluszny	puz-LUZ-nee
Johnathan Cyprien	SIP-ree-en	Robert Saleh	SAHL-uh
Toby Gerhart	GARE-heart	Frank Scelfo	SELL-foe
Dwayne Gratz	GRAH-ts	Dan Skuta	SKOO-tuh
Davon House	duh-VON	Stefen Wisniewski	STEF-in wiz-NEW-skee
Luke Joeckel	JOKE-ul		

# HOW THEY WERE BUILT



	<b>ROOKIE, VETERAN AND FIRST-YEAR FREE AGENTS (15)</b>	<b>UNRESTRICTED FREE AGENTS (12)</b>	<b>OTHER TEAM'S PRACTICE SQUAD (2)</b>	<b>WAIVERS (2)</b>	<b>COLLEGE DRAFT (22)</b>
<b>2006</b>					TE Marcedes Lewis
<b>2010</b>					DE Tyson Alualu
<b>2011</b>		LB Paul Posluszny			
<b>2012</b>	DE Ryan Davis	QB Chad Henne			DE Andre Branch P Bryan Anger
<b>2013</b>	LS Carson Tinker	DT Roy Miller III		TE Clay Harbor OT Sam Young	OT Luke Joeckel S Johnathan Cyprien CB Dwayne Gratz RB Denard Robinson S Josh Evans CB Demetrius McCray
<b>2014</b>	WR Allen Hurns G Tyler Shatley CB Peyton Thompson	G Zane Beadles DE Chris Clemons	TE Nic Jacobs		QB Blake Bortles WR Allen Robinson WR Marqise Lee CB Aaron Colvin LB Chris Smith LB Telvin Smith C Luke Bowanko
<b>2015</b>	K Jason Myers LB Thurston Armbrister CB Nick Marshall WR Bryan Walters LB Jordan Tripp RB Joe Banyard LB Hayes Pullard III S Craig Loston LB Joplo Bartu DT Richard Ash	S Sergio Brown CB Davon House DL Jared Odrick OT Jermey Parnell LB Dan Skuta TE Julius Thomas C Stefen Wisniewski	RB Jonas Gray		RB T.J. Yeldon WR Rashad Greene G A.J. Cann DT Michael Bennett WR Neal Sterling

# ROSTER MOVES

Date	Player	Transaction	Date	Player	Transaction
January 5	BENN, Arrelious, WR	Signed reserve/future contract	August 29	TUEL, Jeff, QB	Waived
January 5	DIMKE, Derek, K	Signed reserve/future contract	August 31	SCOBEE, Josh, K	Traded (Pittsburgh)
January 5	DEERING, Jeremy, S	Signed reserve/future contract	September 1	DANIELS, Matt, S	Waived/injured
January 7	IGBINOSUN, Ikponmwoosa, DE	Signed reserve/future contract	September 5	BEARD, Camaron, DE	Waived
January 27	REDFERN, Kasey, K	Signed reserve/future contract	September 5	CAPI, Cap, DL	Waived
February 2	JONES, Greg, FB	Signed to one-day contract	September 5	CLOSS, Kasey, WR	Waived
February 2	JONES, Greg, FB	Retired	September 5	CORBIN, Will, OL	Waived
February 17	WILLIAMS, Brennan, OT	Signed reserve/future contract	September 5	HAMLETT, Connor, TE	Waived
February 26	BLACKMON, Will, CB	Released	September 5	IGBINOSUN, Ikponmwoosa, DE	Waived
March 3	MYERS, Jason, K	Signed reserve/future contract	September 5	JOHNSON, Storm, RB	Waived
March 6	DAVIS, Ryan, DE	Re-signed to contract extension	September 5	LORA, Erik, WR	Waived
March 8	ALUALU, Tyson, DE	Re-signed to contract extension	September 5	ASH, Richard, DE	Waived
March 11	BROWN, Sergio, S	Signed contract	September 5	HARRIS, Jeremy, CB	Waived
March 11	HOUSE, Davon, CB	Signed contract	September 5	KOYACK, Ben, TE	Waived
March 11	ODRICK, Jared, DL	Signed contract	September 5	MORRIS, Stephen, QB	Waived
March 11	PARNELL, Jermey, OT	Signed contract	September 5	REED, Chris, OL	Waived
March 11	SKUTA, Dan, LB	Signed contract	September 5	REYNOLDS, Rashaad, CB	Waived
March 11	THOMAS, Julius, TE	Signed contract	September 5	STERLING, Neal, WR	Waived
March 12	BRYANT, Red, DE	Released	September 5	THOMAS, Todd, LB	Waived
March 13	WALTERS, Bryan, WR	Signed contract	September 5	THOMPSON, Peyton, CB	Waived
March 20	PIERCE, Bernard, RB	Awarded off waivers (via Baltimore)	September 5	WASHINGTON, Tony, WR	Waived
March 31	EWING, Bradie, FB	Waived	September 5	GEORGE, Jeremiah, LB	Waived
April 18	WISNIEWSKI, Stefen, C	Signed contract	September 5	LOSTON, Craig, S	Waived
April 28	JONES-DREW, Maruice, RB	Signed to one-day contract	September 5	PASZTOR, Austin, OL	Waived
April 28	JONES-DREW, Maruice, RB	Retired	September 5	HOOD, Ziggy, DT	Placed on reserve/injured list
April 30	FOWLER, Dante, DE	Drafted (1)	September 6	ASH, Richard, DE	Signed to practice squad
May 1	YELDON, T.J., RB	Drafted (2)	September 6	KOYACK, Ben, TE	Signed to practice squad
May 1	CANN, A.J., G	Drafted (3)	September 6	LOSTON, Craig, S	Signed to practice squad
May 2	SAMPLE, James, S	Drafted (4)	September 6	REED, Chris, OL	Signed to practice squad
May 2	GREENE, Rashad, WR	Drafted (5)	September 6	STERLING, Neal, WR	Signed to practice squad
May 2	BENNETT, Michael, DT	Drafted (6)	September 6	THOMAS, Todd, LB	Signed to practice squad
May 2	STERLING, Neal, WR	Drafted (7a)	September 6	THOMPSON, Peyton, CB	Signed to practice squad
May 2	KOYACK, Ben, TE	Drafted (7b)	September 6	WASHINGTON, Tony, WR	Signed to practice squad
May 8	ARMBRISTER, Thurston, LB	Agreed to terms	September 7	JOHNSON, Toby, DT	Signed to practice squad
May 8	CRUME, Eric, DL	Agreed to terms	September 8	LAWRENCE, Rashad, WR	Signed to practice squad
May 8	GRANT, Corey, RB	Agreed to terms	September 15	JOHNSON, Toby, DT	Released from practice squad
May 8	HAMLETT, Connor, TE	Agreed to terms	September 15	MILLER, Patrick, OT	Signed to practice squad
May 8	MARSHALL, Nick, DB	Agreed to terms	September 19	WALTERS, Bryan, WR	Waived
May 8	REED, Chris, OL	Agreed to terms	September 19	THOMPSON, Peyton, CB	Placed on active roster
May 8	ROBINSON, Matt, LB	Agreed to terms	September 22	GREENE, Rashad, WR	Placed on reserve/injured-designated to return
May 8	THOMAS, Toddy, LB	Agreed to terms	September 22	WALTERS, Bryan, WR	Signed
May 8	WATERS, Jake, QB	Agreed to terms	September 22	MILLER, Patrick, OT	Released from practice squad
May 11	DEERING, Jeremy, S	Released	September 22	TRIPP, Jordan, LB	Signed to practice squad
May 11	DIMKE, Derek, K	Released	September 22	THOMPSON, Tyrus, OT	Signed to practice squad
May 11	JENSEN, Marcel, TE	Released	September 26	WASHINGTON, Tony, WR	Placed on active roster
May 11	STREETTER, Tommy, WR	Released	September 26	REYNOLDS, LaRoy, LB	Waived
May 11	ASH, Richard, LB	Agreed to terms	September 29	EVANS, Shaq, WR	Signed to practice squad
May 11	CAPI, Cap, DL	Agreed to terms	October 5	LINDER, Brandon, OL	Placed on injured reserve
May 11	CLOSS, Kasey, WR	Agreed to terms	October 5	JOHNSON, James-Michael, LB	Signed to active roster
May 11	COOPER, Desmond, DB	Agreed to terms	October 10	LOTULELEI, John, LB	Waived
May 11	RUMMELLS, Jack, OL	Agreed to terms	October 10	TRIPP, Jordan, LB	Signed to active roster
May 12	FOWLER, Dante, DE	Signed contract	October 13	TUEL, Jeff, QB	Signed to practice squad
May 13	STERLING, Neal, WR	Signed contract	October 14	BANYARD, Joe, RB	Signed to practice squad
May 13	SAMPLE, James, S	Signed contract	October 14	LOSTON, Craig, S	Released from practice squad
May 14	KOYACK, Ben, TE	Signed contract	October 20	GRANT, Corey, RB	Placed on IR
May 15	BENNETT, Michael, DT	Signed contract	October 20	WASHINGTON, Tony, WR	Placed on IR
May 17	YELDON, T.J., RB	Signed contract	October 20	STERLING, Neal, WR	Placed on active roster
June 1	WATERS, Jake, QB	Released	October 20	HOOD, Ziggy, DT	Released from IR - passed physical
June 1	TUEL, Jeff, QB	Awarded off waivers (via Buffalo)	October 20	TUEL, Jeff, QB	Released from practice squad
July 17	SANDERS, Ace, WR/PR	Released	October 20	LOSTON, Craig, S	Signed to practice squad
July 24	JENKINS, Greg, WR	Signed contract	October 20	BAILEY, Rasheed, WR	Signed to practice squad
July 27	MARKS, Sen'Derrick, DT	Placed on Active/PUP list	October 21	BANYARD, Joe, RB	Placed on active roster
July 27	SAMPLE, James, S	Placed on Active/PUP list	October 21	LESLIE, Jordan, WR	Signed to practice squad
July 27	CAPI, Cap, DL	Placed on Active/non-football injury list	October 21	TUEL, Jeff, QB	Signed to practice squad
July 29	JOHNSON, Storm, RB	Placed on Active/non-football illness list	October 21	LOSTON, Craig, S	Released from practice squad
July 31	CLEMONS, Chris, DE	Placed on Active/non-football injury list	October 28	JOHNSON, James-Michael, LB	Waived
August 5	JOHNSON, Storm, RB	Placed on active roster	October 28	PULLARD III, Hayes, LB	Signed contract
August 10	ROBINSON, Matt, LB	Waived/injured	November 9	THOMPSON, Tyrus, OT	Released from practice squad
August 10	BEARD, Camaron, DE	Signed contract	November 9	EDWARDS, Kadeem, OL	Signed to practice squad
August 11	ROBINSON, Matt, LB	Placed on reserve/injured list	November 18	MARKS, Sen'Derrick, DT	Placed on injured reserve
August 17	SAMPLE, James, S	Placed on active roster	November 18	SAMPLE, James, S	Placed on injured reserve
August 17	CLEMONS, Chris, DE	Placed on active roster	November 18	GREENE, Rashad, WR	Activated to the 53-man roster
August 24	COPELAND, Damian, WR	Waived/injured	November 18	LOSTON, Craig, S	Placed on active roster
August 24	LORA, Erik, WR	Signed to active roster	November 23	SMITH, Quanterus, DE	Signed to practice squad
August 24	WILLIAMS, Brennan, OT	Waived/injured	December 5	GERHART, Toby, RB	Placed on injured reserve
August 24	BENN, Arrelious, WR	Placed on injured reserve	December 5	LAWRENCE, Rashad, WR	Activated to the 53-man roster
August 24	ALEXANDER, Mister, LB	Signed to active roster	December 7	PIERCE, Bernard, RB	Placed on injured reserve
August 24	CORBIN, Will, OL	Signed to active roster	December 7	BARTU, Joplo LB	Signed to active roster
August 29	WELLS, Josh, OL	Placed on injured reserve	December 7	PORTER, Sean, LB	Signed to practice squad
August 29	FOWLER, Dante, DE	Placed on injured reserve	December 9	EDWARDS, Jahwan RB	Signed to practice squad
August 29	JENKINS, Greg, WR	Waived/injured	December 15	LAWRENCE, Rashad, WR	Waived
August 29	ALEXANDER, Mister, LB	Waived	December 15	GRAY, Jonas, RB	Signed from MIA practice squad
August 29	BOOTH, Cody, OL	Waived	December 17	LAWRENCE, Rashad, WR	Signed to practice squad
August 29	CAMPBELL, Tommie, CB	Waived	December 22	REYNOLDS, Rashaad, CB	Released from practice squad
August 29	COOPER, Desmond, DB	Waived	December 22	WOLFF, Earl, S	Signed to practice squad
August 29	CRUME, Eric, DL	Waived	January 1	ASH, Richard, DT	Activated to the 53-man roster
August 29	DOSS, Tandon, WR	Waived	January 1	JONES, Abry, DT	Placed on injured reserve
August 29	FORTT, Khairi, LB	Waived			
August 29	REDFERN, Kasey, K	Waived			
August 29	RUMMELLS, Jack, OL	Waived			



# GAME-BY-GAME PARTICIPATION

	vs. CAR	vs. MIA	at N.E.	at IND	at T.B.	vs. HOU	vs. BUF	at NYJ	at BAL	vs. TEN	vs. S.D.	at TEN	vs. IND	vs. ATL	at N.O.	at HOU	GP/GS
Alualu	DT	DT	DT	DT	DT	DT	DT	P	P	DT	P	DT	DT	DT	DT	DT	16/13
Anger	P	P	P	P	P	P	P	P	P	P	P	P	P	P	P	P	16/0
Armbrister	P	P	P	P	MLB	P	P	P	OTTO	P	P	OTTO	P	P	P	P	16/3
Ash	ps	ps	ps	ps	ps	ps	ps	ps	ps	ps	ps	ps	ps	ps	ps	ps	1/0
Bailey	--	--	--	--	--	--	ps	ps	ps	ps	ps	ps	ps	ps	ps	ps	0/0
Banyard	--	--	--	--	--	ps	ina	ina	ina	ina	ina	P	P	P	P	P	5/0
Bartu	--	--	--	--	--	--	--	--	--	--	--	--	P	ina	P	P	3/0
Beadles	LG	LG	LG	LG	LG	LG	LG	LG	LG	LG	LG	LG	LG	LG	LG	LG	16/16
Benn	IR	IR	IR	IR	IR	IR	IR	IR	IR	IR	IR	IR	IR	IR	IR	IR	0/0
Bennett	P	P	P	P	P	P	P	P	ina	ina	ina	P	P	P	P	P	13/0
Bortles	QB	QB	QB	QB	QB	QB	QB	QB	QB	QB	QB	QB	QB	QB	QB	QB	16/16
Bowanko	ina	P	P	P	P	P	P	ina	ina	ina	ina	ina	ina	ina	ina	P	7/0
Branch	ina	ina	ina	P	P	P	P	LEO	LEO	LEO	LEO	LEO	LEO	LEO	LEO	LEO	13/9
Brown	FS	FS	FS	ina	FS	P	P	P	P	P	P	P	P	P	P	P	15/4
Cann	ina	P	P	RG	RG	RG	RG	RG	RG	RG	RG	RG	RG	RG	RG	RG	15/13
Clemons	LEO	LEO	LEO	LEO	LEO	LEO	LEO	P	P	P	DT	P	P	P	P	P	16/7
Colvin	RCB	RCB	RCB	RCB	RCB	RCB	RCB	RCB	RCB	RCB	RCB	P	RCB	RCB	RCB	RCB	16/15
Copeland	IR	IR	IR	IR	IR	IR	IR	IR	IR	IR	IR	IR	IR	IR	IR	IR	0/0
Cyprien	SS	ina	ina	SS	SS	SS	SS	SS	SS	SS	SS	SS	SS	SS	SS	SS	14/14
Edwards	--	--	--	--	--	--	--	--	ps	ps	ps	ps	ps	ps	ps	ps	0/0
J. Evans	P	P	SS	P	P	FS	FS	FS	FS	FS	FS	FS	FS	FS	FS	FS	16/12
S. Evans	--	--	--	ps	ps	ps	ps	ps	ps	ps	ps	ps	ps	ps	ps	ps	0/0
Fowler Jr.	IR	IR	IR	IR	IR	IR	IR	IR	IR	IR	IR	IR	IR	IR	IR	IR	0/0
Gerhart	ina	ina	P	P	P	RB	P	ina	ina	P	P	IR	IR	IR	IR	IR	7/1
Grant	P	P	P	P	P	P	IR	IR	IR	IR	IR	IR	IR	IR	IR	IR	6/0
Gratz	P	ina	ina	P	P	CB	CB	P	P	P	DB	RCB	P	ina	ina	P	12/4
Gray	--	--	--	--	--	--	--	--	--	--	--	--	--	DNP	P	P	2/0
Greene	P	P	DTR	DTR	DTR	DTR	DTR	DTR	DTR	P	P	P	P	P	P	P	9/0
Harbor	P	P	TE	TE	TE	P	ina	P	P	P	P	P	P	P	P	P	15/3
Henne	DNP	DNP	DNP	DNP	DNP	DNP	DNP	DNP	DNP	DNP	DNP	DNP	DNP	DNP	DNP	DNP	0/0
Hood	IR	IR	IR	IR	IR	IR	--	--	--	--	--	--	--	--	--	--	0/0
House	LCB	LCB	LCB	LCB	LCB	LCB	P	LCB	LCB	LCB	LCB	LCB	LCB	LCB	LCB	LCB	16/15
Hurns	WR	WR	WR	WR	WR	WR	WR	WR	WR	WR	WR	ina	WR	WR	WR	WR	16/15
Jacobs	TE	TE	P	P	P	P	P	P	P	ina	P	P	ina	ina	ina	ina	11/2
Joeckel	LT	ina	ina	LT	LT	LT	LT	LT	LT	LT	LT	LT	LT	LT	LT	LT	14/14
Johnson	--	--	--	--	P	P	P	--	--	--	--	--	--	--	--	--	3/0
Jones	P	P	P	P	P	P	P	P	P	P	P	P	P	P	P	IR	15/0
Koyack	ps	ps	ps	ps	ps	ps	ps	ps	ps	ps	ps	ps	ps	ps	ps	ps	0/0
Lawrence	ps	ps	ps	ps	ps	ps	ps	ps	ps	ps	ps	ina	ina	ps	ps	ps	0/0
Lee	ina	P	P	ina	ina	ina	ina	ina	P	P	P	WR	P	P	P	P	10/1
Leslie	--	--	--	--	--	--	ps	ps	--	--	--	--	--	--	--	--	0/0
Lewis	TE	TE	TE	TE	TE	TE	TE	TE	TE	TE	TE	TE	TE	TE	TE	TE	16/16
Linder	RG	RG	RG	ina	IR	IR	IR	IR	IR	IR	IR	IR	IR	IR	IR	IR	3/3
Loston	ps	ps	ps	ps	ps	--	ps	ps	ps	P	ina	P	P	P	P	P	6/0
Lotulelei	P	P	P	P	--	--	--	--	--	--	--	--	--	--	--	--	4/0
Marks	ina	ina	ina	ina	ina	P	P	DT	DT	IR	IR	IR	IR	IR	IR	IR	4/2
Marshall	P	P	P	P	P	ina	P	P	P	ina	P	ina	P	P	P	CB	13/1
McCray	P	CB	CB	CB	P	P	P	P	P	P	P	P	ina	P	P	ina	14/3
P. Miller	--	ps	--	--	--	--	--	--	--	--	--	--	--	--	--	--	0/0
R. Miller	DT	DT	DT	DT	DT	DT	DT	DT	DT	DT	DT	DT	DT	DT	DT	DT	16/16

POS = Started; P = Played; DNP = Did not play; ina = Inactive; ps = Practice squad; -- = Not on roster;

NFI = Reserve/non-football injury; PUP = Reserve/physically unable to perform; DTR = Reserve/Injured-Designated to Return IR = Injured reserve.

# GAME-BY-GAME PARTICIPATION



	vs. CAR	vs. MIA	at N.E.	at IND	at T.B.	vs. HOU	vs. BUF	at NYJ	at BAL	vs. TEN	vs. S.D.	at TEN	vs. IND	vs. ATL	at N.O.	at HOU	GP/GS
Myers	P	P	P	P	P	P	P	P	P	P	P	P	P	P	P	P	16/0
Odrick	DE	DE	DE	DE	DE	DE	DE	DE	DE	DE	DE	DE	DE	DE	DE	DE	16/16
Parnell	RT	RT	RT	RT	RT	RT	RT	RT	RT	RT	RT	RT	RT	RT	RT	RT	16/16
Pierce	P	P	P	P	P	ina	P	P	DNP	ina	ina	ina	IR	IR	IR	IR	7/0
Posluszny	MLB	MLB	MLB	MLB	ina	MLB	MLB	MLB	MLB	MLB	MLB	MLB	ina	MLB	MLB	MLB	14/14
Pullard	--	--	--	--	--	--	--	ina	P	P	P	P	P	P	WLB	WLB	8/2
Reed	ps	ps	ps	ps	ps	ps	ps	ps	ps	ps	ps	ps	ps	ps	ps	ps	0/0
L. Reynolds	P	P	--	--	--	--	--	--	--	--	--	--	--	--	--	--	2/0
R. Reynolds	--	ps	ps	ps	ps	ps	ps	ps	ps	ps	ps	ps	ps	ps	ps	--	0/0
A. Robinson	WR	WR	WR	WR	WR	WR	WR	WR	WR	WR	WR	WR	WR	WR	WR	WR	16/16
D. Robinson	P	P	ina	ina	ina	P	P	P	P	P	P	P	P	P	RB	RB	13/3
Sample	P	SS	P	SS	ina	ina	ina	ina	ina	IR	IR	IR	IR	IR	IR	IR	4/2
Shatley	P	P	P	P	ina	ina	ina	P	P	P	P	P	P	P	P	P	13/0
Skuta	OTTO	P	P	P	OTTO	P	OTTO	OTTO	ina	OTTO	ina	ina	OTTO	OTTO	OTTO	OTTO	13/8
C. Smith	P	P	P	ina	ina	ina	ina	ina	ina	ina	ina	ina	ina	ina	ina	ina	6/0
Q. Smith	--	--	--	--	--	--	--	--	--	--	ps	ps	ps	ps	ps	ps	0/0
T. Smith	WLB	WLB	WLB	WLB	WLB	WLB	WLB	WLB	WLB	WLB	WLB	WLB	WLB	WLB	WLB	ina	14/14
Sterling	ps	ps	ps	ps	ps	ps	P	P	P	P	ina	P	P	P	P	P	9/0
J. Thomas	ina	ina	ina	ina	P	TE	P	TE	TE	TE	TE	TE	TE	TE	TE	TE	12/10
T. Thomas	ps	PS IR	PS IR	PS IR	PS IR	PS IR	PS IR	PS IR	PS IR	PS IR	PS IR	PS IR	PS IR	PS IR	PS IR	PS IR	0/0
P. Thomspson	ps	P	P	P	P	P	P	P	P	P	P	P	P	P	P	P	15/0
T. Thompson	--	--	ps	ps	ps	ps	ps	--	--	--	--	--	--	--	--	--	0/0
Tinker	P	P	P	P	P	P	P	P	P	P	P	P	P	P	P	P	16/0
Tripp	--	--	ps	ps	P	P	P	P	P	P	P	P	P	MLB	P	P	12/1
Walters	P	--	P	P	P	P	WR	P	P	P	P	P	ina	ina	ina	ina	12/1
Washington	ps	ps	P	P	P	P	IR	IR	IR	IR	IR	IR	IR	IR	IR	IR	4/0
Wells	IR	IR	IR	IR	IR	IR	IR	IR	IR	IR	IR	IR	IR	IR	IR	IR	0/0
Wisniewski	C	C	C	C	C	C	C	C	C	C	C	C	C	C	C	C	16/16
Wolff	--	--	--	--	--	--	--	--	--	--	--	--	--	--	ps	ps	0/0
Yeldon	RB	RB	RB	RB	RB	RB	RB	RB	RB	RB	RB	RB	RB	RB	ina	ina	12/12
Young	P	LT	LT	P	P	P	P	P	P	P	P	P	P	P	P	RT	16/3

POS = Started; P = Played; DNP = Did not play; ina = Inactive; ps = Practice squad; -- = Not on roster;

NFI = Reserve/non-football injury; PUP = Reserve/physically unable to perform; DTR = Reserve/Injured-Designated to Return IR = Injured reserve.

# 2015 MISCELLANEOUS STATISTICS

## REGULAR SEASON HIGHS & LOWS

	JAGUARS		OPPONENTS	
	HIGH	LOW	HIGH	LOW
Points	51 vs. IND	6 at HOU	51 by N.E.	13 by TEN
First Downs	26 vs. HOU	11 at HOU	35 by N.E.	17 by MIA, by IND
Total Offense	436 at NYJ	215 at HOU	537 by N.O.	263 by CAR
Net Yards Rushing	154 vs. IND	32 at HOU	210 by TEN	29 by NYJ
Net Yards Passing	347 at N.O.	168 at BAL	402 by N.O.	158 by CAR
Offensive Plays	79 at IND	54 at HOU	76 by N.E.	61 by T.B.
Rushing Attempts	33 vs. MIA	14 at HOU	40 by T.B.	16 by MIA
Pass Attempts	53 vs. HOU	29 vs. BUF	47 by IND	19 by T.B.
Pass Completions	30 vs. HOU, vs. S.D.	13 vs. BUF	34 by BAL	13 by T.B.
Passes Had Intercepted	3 vs. HOU	0; four times, last vs. IND	2 by BUF, BAL	0; 9 times, last by N.O.
Sacks Allowed	8 at HOU	0 vs. MIA	4 by BUF	1 by HOU, BAL, ATL, N.O.
Fumbles	3; six times, last at HOU	0 vs. MIA, at BAL, vs. S.D.	4 by BUF	0 by N.E., T.B., S.D., ATL, N.O.
Fumbles Lost	2 at NYJ, vs. IND, at HOU	0; 9 times, last at N.O.	2 by IND, BUF, BAL	0; 9 times, last at HOU
Total Turnovers	4 at NYJ	0 vs. MIA, at IND	4 by BUF, BAL	0; 7 times, last by N.O.
Penalties	13 at IND	3 vs. CAR, at T.B.	13 by MIA	3 by CAR
Yards Penalized	114 at N.E.	12 at T.B.	121 by BAL	22 by CAR
Time of Possession	36:10 at IND	22:07 at N.O.	37:53 by N.O.	29:28 by BAL
Defensive Interceptions	2 vs. BUF, at BAL	0; 9 times, last at N.O.	3 by HOU	0 by MIA, IND, TEN, IND
Total Takeaways	4 vs. BUF	0; 7 times, last at N.O.	4 by NYJ	0 by MIA, IND
Longest Drive (plays)	17 at N.E., vs. BUF	9 vs. ATL	17 by N.E.	10 by MIA, T.B., IND
Longest Drive (yards)	96 vs. MIA	57 at HOU	99 by HOU	62 by T.B.
Third Down Conversions	71% at TEN	0% vs. ATL	79% by N.E.	25% by BUF, IND

## REGULAR SEASON INDIVIDUAL HIGHS

	JAGUARS	OPPONENTS
Yards Rushing	115 (Yeldon vs. BUF)	123 (Martin, T.B.)
Rushing Attempts	25 (Yeldon vs. MIA)	27 (Freeman, ATL)
Rushing TDs	1 (Three times, last: Bortles vs. ATL)	3 (Blount, N.E.)
Receptions	11 (Hurns at IND)	10 (Hopkins, HOU)
Yards Receiving	155 (A. Robinson vs. MIA)	143 (Hopkins, HOU)
Receiving TDs	3 (A. Robinson at TEN)	2 (Hopkins, HOU; Gates, S.D.)
Combined Yards (rush/rec)	155 (A. Robinson vs. MIA)	158 (Martin, T.B.)
All-Purpose Yards	155 (A. Robinson vs. MIA)	135 (Landry, MIA)
Yards Passing	381 (Bortles at NYJ)	412 (Brees, N.O.)
Pass Attempts	53 (Bortles vs. HOU)	47 (Hasselbeck, IND)
Pass Completions	30 (Bortles vs. S.D.)	34 (Flacco, BAL)
TD Passes	5 (Bortles at TEN)	3 (Three times, last: Brees, N.O.)
Interceptions Thrown	3 (Bortles vs. HOU)	2 (Manuel, BUF; Flacco, BAL)
Longest Run	45 (Yeldon at NYJ)	87 (Mariota, TEN)
Longest Pass Completion	90t (Bortles to A. Robinson at N.O.)	71t (Brees to Cooks, N.O.)
Longest Kickoff Return	42 (Grant at T.B.)	54 (Cromartie, NYJ)
Longest Punt Return	73t (Greene vs. IND)	58 (Rainey, T.B.)
Longest INT Return	48 (J. Cyprien vs. IND)	44 (Graham, BUF)
Longest Punt	63 (Anger at T.B.)	63 (McAfee, IND)
Longest Field Goal	58 (Myers vs. MIA)	57 (Gano, CAR)
Touchdowns Scored	3 (A. Robinson at TEN)	3 (Blount, N.E.; Martin, T.B.)
Points Scored	18 (A. Robinson at TEN)	18 (Martin, T.B.)

## SCORING BY QUARTERS

	JAGUARS					OPPONENTS						
	1	2	3	4	OT	Total	1	2	3	4	OT	Total
9/13 vs. CAR	3	6#	0	0	0	9	3	7#	7@	3	0	20
9/20 vs. MIA	10#	10#	0	3	0	23	3	10#	7#	0	0	20
9/27 at N.E.	0	3	7#	7#	0	17	10*	10#	17*#	14**	0	51
10/4 at IND	3	10#	0	0	0	13	3	7#	0	3	3	16
10/11 at T.B.	0	14##	10#	7#	0	31	3	17#*	11^	7*	0	38
10/18 vs. HOU	0	7#	7#	6#	0	20	7#	3	0	21##@	0	31
10/25 vs. BUF	0	27#^@*	0	7#	0	34	3	10#	0	18#@	0	31
11/8 at NYJ	3	7#	3	10#	0	23	14##*	0	7*	7#	0	28
11/15 at BAL	7#	3	3	9#	0	22	0	14##	0	6	0	20
11/19 vs. TEN	0	6	3	10#	0	19	3	3	7*	0	0	13
11/29 vs. S.D.	6	3	3	13#	0	25	0	21###	3	7#	0	31
12/6 at TEN	0	12#*	7#	20###	0	39	7#	14#*	0	21#**^	0	42
12/13 vs. IND	3	6^	21#%#	21#**	0	51	3	10^	3	0	0	16
12/20 vs. ATL	0	3	14*#	0	0	17	7*	10#	0	6	0	23
12/27 at N.O.	0	6#	13##	8#	0	27	14##	10*	7#	7*	0	38
1/3 at HOU	0	3	3	0	0	6	3	17#*	0	10@	0	30

\*=TD rushing // #=TD Passing // @=TD on INT return // %=TD on punt return // ^=TD on fumble return // &=TD on blocked FG // !=TD on kickoff return // ~=TD on blocked punt return

# GAME-BY-GAME DEFENSIVE TACKLES

## JAGUARS 2015 DEFENSIVE TACKLES (SOLO-ASSIST)


	Posluszny	T. Smith	Cyprien	Colvin	House	Evans	Skuta	Brown	Odrick	Miller	Gratz
9/13 vs. CAR	8-1	7-2	3-1	1-1	2-0	0-0	6-0	4-0	3-0	2-0	2-0
9/20 vs. MIA	7-0	6-3	ina	5-1	1-0	1-1	2-0	4-1	2-0	0-1	ina
9/27 at N.E.	14-4	7-4	ina	2-0	4-0	5-1	2-0	3-0	2-0	1-2	ina
10/4 at IND	4-1	5-4	11-3	5-1	3-0	2-3	3-1	ina	0-1	1-1	1-1
10/11 at T.B.	ina	13-1	4-1	5-1	3-0	0-0	3-0	1-1	1-0	1-4	1-0
10/18 vs. HOU	9-1	7-0	4-0	4-0	5-0	7-1	1-1	0-0	1-2	1-1	1-0
10/25 vs. BUF	6-1	8-1	7-1	6-0	2-0	5-0	6-0	0-0	0-0	2-0	4-2
11/8 at NYJ	3-4	6-2	7-6	4-4	1-1	0-1	1-0	2-1	0-0	0-0	1-0
11/15 at BAL	6-4	5-7	5-2	3-1	3-5	3-1	ina	3-0	1-1	1-3	2-1
11/19 vs. TEN	7-0	8-1	7-0	7-0	3-0	0-0	1-0	0-0	4-0	2-0	0-0
11/29 vs. S.D.	11-0	6-1	3-0	3-0	3-0	2-0	ina	2-0	1-0	4-1	4-0
12/6 at TEN	10-3	7-2	7-4	0-0	4-1	1-4	ina	3-1	1-0	1-1	4-1
12/13 vs. IND	ina	8-1	2-4	2-0	4-0	4-0	1-0	2-1	2-0	0-0	0-0
12/20 vs. ATL	9-1	6-0	5-0	3-0	4-1	2-0	1-0	4-0	3-0	1-0	ina
12/27 at N.O.	5-4	ina	7-2	5-4	1-2	0-1	3-1	0-0	0-0	2-1	ina
1/3 at HOU	4-6	ina	6-8	4-1	6-1	4-3	1-3	1-2	2-2	3-3	1-1
<b>TOTALS</b>	<b>103-30</b>	<b>99-29</b>	<b>77-30</b>	<b>60-13</b>	<b>49-11</b>	<b>36-16</b>	<b>31-6</b>	<b>29-7</b>	<b>23-6</b>	<b>12-18</b>	<b>21-6</b>

	Alualu	Branch	McCray	Pullard III	Clemons	Armbrister	Jones	Sample	C. Smith	Bennett	Marshall
9/13 vs. CAR	2-0	0-0	1-0	--	2-0	0-0	0-0	ina	4-0	0-1	0-0
9/20 vs. MIA	1-0	0-0	2-2	--	1-0	0-0	0-0	5-0	1-1	0-0	0-0
9/27 at N.E.	0-1	0-0	3-0	--	0-0	0-0	0-1	2-2	0-1	0-0	0-0
10/4 at IND	1-1	0-0	3-1	--	0-1	0-2	0-0	1-3	ina	0-0	0-0
10/11 at T.B.	4-0	0-0	1-0	--	0-0	5-1	3-2	0-0	ina	2-0	0-0
10/18 vs. HOU	1-0	2-0	0-0	--	2-0	0-0	0-0	0-0	ina	0-2	ina
10/25 vs. BUF	1-0	2-0	0-0	--	2-0	0-0	1-0	0-0	ina	0-0	0-0
11/8 at NYJ	0-3	2-0	0-0	ina	1-0	0-0	0-3	ina	ina	1-0	0-0
11/15 at BAL	1-1	1-0	0-0	0-0	0-0	2-2	1-3	ina	ina	ina	0-0
11/19 vs. TEN	1-1	1-1	2-0	0-0	0-0	2-0	1-0	IR	ina	ina	ina
11/29 vs. S.D.	0-0	0-0	3-0	0-0	1-0	1-0	0-0	IR	1-0	ina	0-0
12/6 at TEN	2-0	0-1	0-0	0-0	0-0	1-2	0-0	IR	ina	0-0	0-0
12/13 vs. IND	1-0	4-0	ina	0-0	1-0	0-0	1-0	IR	2-0	2-0	1-2
12/20 vs. ATL	0-0	3-0	0-0	2-0	2-0	0-0	1-0	IR	0-0	1-0	1-0
12/27 at N.O.	2-0	1-2	2-1	7-2	1-0	0-0	0-0	IR	ina	1-0	4-0
1/3 at HOU	1-2	2-2	ina	4-4	0-0	0-0	IR	IR	ina	0-0	0-2
<b>TOTALS</b>	<b>28-8</b>	<b>18-6</b>	<b>17-4</b>	<b>13-6</b>	<b>13-1</b>	<b>11-7</b>	<b>8-9</b>	<b>8-5</b>	<b>8-2</b>	<b>7-3</b>	<b>6-4</b>

	Thompson	Davis	Tripp	Marks
9/13 vs. CAR	ps	1-0	--	ina
9/20 vs. MIA	2-0	0-0	--	ina
9/27 at N.E.	2-0	1-0	--	ina
10/4 at IND	0-1	1-1	--	ina
10/11 at T.B.	0-0	0-0	0-0	ina
10/18 vs. HOU	0-0	0-0	0-0	1-0
10/25 vs. BUF	0-0	0-0	0-0	1-0
11/8 at NYJ	1-0	0-0	0-0	1-0
11/15 at BAL	0-2	0-0	0-0	0-2
11/19 vs. TEN	0-0	1-0	0-0	IR
11/29 vs. S.D.	0-0	0-0	0-0	IR
12/6 at TEN	0-0	0-0	1-2	IR
12/13 vs. IND	0-0	ina	4-0	IR
12/20 vs. ATL	1-0	0-0	0-0	IR
12/27 at N.O.	0-0	1-0	0-0	IR
1/3 at HOU	0-1	0-1	0-0	IR
<b>TOTALS</b>	<b>6-2</b>	<b>5-2</b>	<b>5-2</b>	<b>3-2</b>

--- = Not on Team // ps = Practice Squad // ina = Inactive // IR = Injured Reserve // PUP = Physically Unable to Perform

# GAME-BY-GAME STARTERS



## OFFENSE


	WR	TE	LT	LG	C	RG	RT	TE	WR	QB	RB
9/13 vs. CAR	A. Robinson	Jacobs	Joeckel	Beadles	Wisniewski	Linder	Parnell	Lewis	Hurns	Bortles	Yeldon
9/20 vs. MIA	A. Robinson	Jacobs	Young	Beadles	Wisniewski	Linder	Parnell	Lewis	Hurns	Bortles	Yeldon
9/27 at N.E.	A. Robinson	Harbor	Young	Beadles	Wisniewski	Linder	Parnell	Lewis	Hurns	Bortles	Yeldon
10/4 at IND	A. Robinson	Harbor	Joeckel	Beadles	Wisniewski	Cann	Parnell	Lewis	Hurns	Bortles	Yeldon
10/11 at T.B.	A. Robinson	Harbor	Joeckel	Beadles	Wisniewski	Cann	Parnell	Lewis	Hurns	Bortles	Yeldon
10/18 vs. HOU	A. Robinson	Thomas	Joeckel	Beadles	Wisniewski	Cann	Parnell	Lewis	Hurns	Bortles	Gerhart
10/25 vs. BUF	A. Robinson	Walters (WR)	Joeckel	Beadles	Wisniewski	Cann	Parnell	Lewis	Hurns	Bortles	Yeldon
11/8 at NYJ	A. Robinson	Thomas	Joeckel	Beadles	Wisniewski	Cann	Parnell	Lewis	Hurns	Bortles	Yeldon
11/15 at BAL	A. Robinson	Thomas	Joeckel	Beadles	Wisniewski	Cann	Parnell	Lewis	Hurns	Bortles	Yeldon
11/19 vs. TEN	A. Robinson	Thomas	Joeckel	Beadles	Wisniewski	Cann	Parnell	Lewis	Hurns	Bortles	Yeldon
11/29 vs. S.D.	A. Robinson	Thomas	Joeckel	Beadles	Wisniewski	Cann	Parnell	Lewis	Hurns	Bortles	Yeldon
12/6 at TEN	A. Robinson	Thomas	Joeckel	Beadles	Wisniewski	Cann	Parnell	Lewis	Lee	Bortles	Yeldon
12/13 vs. IND	A. Robinson	Thomas	Joeckel	Beadles	Wisniewski	Cann	Parnell	Lewis	Hurns	Bortles	Yeldon
12/20 vs. ATL	A. Robinson	Thomas	Joeckel	Beadles	Wisniewski	Cann	Parnell	Lewis	Hurns	Bortles	D. Robinson
12/27 at N.O.	A. Robinson	Thomas	Joeckel	Beadles	Wisniewski	Cann	Parnell	Lewis	Hurns	Bortles	D. Robinson
1/3 at HOU	A. Robinson	Thomas	Joeckel	Beadles	Wisniewski	Cann	Young	Lewis	Hurns	Bortles	D. Robinson
<b>TOTALS:</b>	A. Robinson - 16 Harbor - 3	Thomas - 10 Young - 2 Jacobs - 2 Walters (WR) - 1	Joeckel - 14	Beadles - 16	Wisniewski - 16	Linder - 3 Young - 1	Cann - 13 Parnell - 15	Lewis - 16 Lee - 1	Hurns - 15	Bortles - 16	Yeldon - 12 D. Robinson - 3 Gerhart - 1

## DEFENSE

	LDE	DT	DT	LEO	WLB	MLB	OTTO	LCB	RCB	SS	FS
9/13 vs. CAR	Odrick	Alualu	Miller	Clemons	T. Smith	Posluszny	Skuta	House	Colvin	Cyprien	Brown
9/20 vs. MIA	Odrick	Alualu	Miller	Clemons	T. Smith	Posluszny	McCray (CB)	House	Colvin	Sample	Brown
9/27 at N.E.	Odrick	Alualu	Miller	Clemons	T. Smith	Posluszny	McCray (CB)	House	Colvin	Evans	Brown
10/4 at IND	Odrick	Alualu	Miller	Clemons	T. Smith	Posluszny	McCray (CB)	House	Colvin	Cyprien	Sample
10/11 at T.B.	Odrick	Alualu	Miller	Clemons	T. Smith	Armbrister	Skuta	House	Colvin	Cyprien	Brown
10/18 vs. HOU	Odrick	Alualu	Miller	Clemons	T. Smith	Posluszny	Gratz (CB)	House	Colvin	Cyprien	Evans
10/25 vs. BUF	Odrick	Alualu	Miller	Clemons	T. Smith	Posluszny	Skuta	Gratz	Colvin	Cyprien	Evans
11/8 at NYJ	Odrick	Marks	Miller	Branch	T. Smith	Posluszny	Skuta	House	Colvin	Cyprien	Evans
11/15 at BAL	Odrick	Marks	Miller	Branch	T. Smith	Posluszny	Armbrister	House	Colvin	Cyprien	Evans
11/19 vs. TEN	Odrick	Alualu	Miller	Branch	T. Smith	Posluszny	Skuta	House	Colvin	Cyprien	Evans
11/29 vs. S.D.	Odrick	Clemons	Miller	Branch	T. Smith	Posluszny	Gratz (CB)	House	Colvin	Cyprien	Evans
12/6 at TEN	Odrick	Alualu	Miller	Branch	T. Smith	Posluszny	Armbrister	House	Gratz	Cyprien	Evans
12/13 vs. IND	Odrick	Alualu	Miller	Branch	T. Smith	Tripp	Skuta	House	Colvin	Cyprien	Evans
12/20 vs. ATL	Odrick	Alualu	Miller	Branch	T. Smith	Posluszny	Skuta	House	Colvin	Cyprien	Evans
12/27 at N.O.	Odrick	Alualu	Miller	Branch	Pullard III	Posluszny	Skuta	House	Colvin	Cyprien	Evans
1/3 at HOU	Odrick	Alualu	Miller	Branch	Pullard III	Posluszny	Marshall (CB)	House	Colvin	Cyprien	Evans
<b>TOTALS:</b>	Odrick - 16	Alualu - 13 Marks - 2 Clemons - 1	Miller - 16	Branch - 9 Clemons - 7	T. Smith - 14 Pullard III - 2	Posluszny - 14 Armbrister - 1 Tripp - 1	Skuta - 8 McCray (CB) - 3 Gratz (CB) - 2 Armbrister - 2 Marshall (CB) - 1	House - 15 Gratz - 1	Colvin - 15 Gratz - 1	Cyprien - 14 Sample - 1 Evans - 1	Evans - 11 Brown - 4 Sample - 1



# DRIVE CHART



## Week 1 – Sept. 13 vs. Carolina Panthers

JAX Start	Plys	Yds	End	Deep	Result	CAR Start	Plys	Yds	End	Deep	Result
1. J20	3	4	J24	J24	Punt	1. C30	14	45	J25	J 4*#	Field goal
2. J20	3	6	J26	J26	Punt	2. J36	4	1	J35	J35	Missed field goal
3. <u>J43</u>	11	54	C 3	C 3*#	Field goal	3. C20	3	9	C29	C29	Punt
4. J20	10	63	C20	C15*	Fumble	4. C17	3	15	C32	C32	Interception
5. C24	4	-2	C26	C24	Missed field goal	5. <u>C34</u>	12	66	J 7	J 7*#	Touchdown
6. <u>J35</u>	9	65	EZ	C 1*#	Touchdown	6. C20	1	-1	C19	C20	End of half
7. J20	4	6	J26	J36	Interception (ret-TD)	7. C20	6	32	J48	J48	Punt
8. J20	5	24	J44	J44	Punt	8. C19	6	23	C42	C47	Punt
9. J11	3	-1	J10	J11	Punt	9. C45	3	6	J49	J49	Punt
10. J15	7	24	J39	J42	Punt	10. C 7	15	64	EZ	J29	Field goal
11. J20	1	0	J20	J20	Interception	11. J19	4	-6	J25	J17*	Blocked field goal
12. J32	8	12	J40	J45	Failed 4 <sup>th</sup> down	12. J44	1	-1	J45	J44	End of game

## Week 2 – Sept. 20 vs. Miami Dolphins

JAX Start	Plys	Yds	End	Deep	Result	MIA Start	Plys	Yds	End	Deep	Result
1. J18	10	82	EZ	M 3*#	Touchdown	1. M20	5	50	J30	J30	Field goal
2. J20	8	71	M 9	M 9*	Field goal	2. M24	3	2	M26	M26	Punt
3. J28	4	20	J48	J48	Punt	3. M20	10	56	J24	J24	Field goal
4. J 9	9	91	EZ	M46	Touchdown	4. M18	7	82	EZ	J 8*	Touchdown
5. J20	3	-2	J18	J20	Punt	5. M45	6	31	J24	J24	Missed field goal
6. <u>J32</u>	3	28	M40	M40	Field goal	6. M20	8	80	EZ	J 5*#	Touchdown
7. J20	8	33	M47	M47	Punt	7. M20	4	22	M42	M42	Punt
8. J22	3	-4	J18	J28	Punt	8. M36	8	21	J43	J38	Punt
9. J20	3	0	J20	J20	Punt	9. M24	4	15	M39	M39	Punt
10. J34	3	-1	J33	J34	Punt	10. M23	3	2	M25	M32	Punt
11. J32	5	20	M48	M46	Punt	11. M 8	3	6	M14	M14	Punt
12. J24	9	66	M10	M10*	Field goal	12. M20	4	9	M29	M29	Failed 4 <sup>th</sup> down
13. M29	1	-1	M28	M29	End of game						

## Week 3 – Sept. 27 at New England Patriots


JAX Start	Plys	Yds	End	Deep	Result	NE Start	Plys	Yds	End	Deep	Result
1. J16	3	1	J17	J17	Punt	1. N36	5	64	EZ	J 8*#	Touchdown
2. J20	8	28	J48	N46	Punt	2. N10	10	62	J28	J28	Field goal
3. J20	17	58	N22	N17*	Field goal	3. N20	14	78	J 2	J 2*#	Field goal
4. J22	4	33	N45	N45	Interception	4. N43	8	57	EZ	J 1*#	Touchdown
5. J20	1	-3	J20	J20	End of half	5. N20	10	52	J28	J18*	Field goal
6. J20	3	-2	J18	J23	Punt	6. N33	1	67	EZ	J 1*#	Touchdown
7. J20	6	80	EZ	J41	Touchdown	7. N20	7	80	EZ	J13*	Touchdown
8. J20	4	4	J22	J22	Failed 4 <sup>th</sup> down	8. J24	5	24	EZ	J 1*#	Touchdown
9. J20	3	7	J27	J27	Punt	9. N42	17	58	EZ	J 1*#	Touchdown
10. J20	7	80	EZ	N 6*#	Touchdown	10. N20	2	-2	N19	N20	End of game

## Week 4 – Oct. 4 at Indianapolis Colts

JAX Start	Plys	Yds	End	Deep	Result	IND Start	Plys	Yds	End	Deep	Result
1. J30	6	22	I48	I48	Punt	1. I24	3	5	I29	I29	Punt
2. J20	6	78	I 2	I 2*#	Field goal	2. I 9	12	55	J36	J36	Field goal
3. J16	3	-4	J12	J20	Punt	3. I20	5	19	I39	I39	Punt
4. I44	4	44	EZ	I 8*	Touchdown	4. I48	1	-4	I48	I48	Fumble
5. <u>J20</u>	14	65	I15	I15*	Field goal	5. I20	13	80	EZ	J 2*#	Touchdown
6. J20	8	34	I46	I38	Punt	6. I14	11	46	J40	J29	Punt
7. J 1	5	11	J21	J17	Punt	7. J49	8	35	J14	J 9*	Field goal
8. J20	3	3	J23	J28	Punt	8. I33	8	63	J 5	J 5*#	Fumble
9. J20	8	32	I48	I43	Punt	9. I10	3	9	I19	I19	Punt
10. J31	5	23	I46	I40	Punt	10. I15	3	1	I16	I16	Punt
11. J27	7	38	I35	I35	Missed field goal	11. I43	1	-1	I43	I43	End of half
12. @J20	5	34	I46	I44	Punt	12. @ I16	3	7	I23	I23	Punt
13. @J39	9	31	I30	I30	Missed field goal	13. @ I38	6	53	J 9	J 7*#	Field goal

Underlined = last drive of first half; \* = Inside the 20; # = Goal-to-go; @ = Overtime possession

# DRIVE CHART



## Week 5 – Oct. 11 at Tampa Bay Buccaneers

JAX Start	Plys	Yds	End	Deep	Result	TB Start	Plys	Yds	End	Deep	Result
1. J20	3	0	J20	J26	Punt	1. TB20	9	62	J18	J18*	Field goal
2. J22	10	78	EZ	TB12*	Touchdown	2. TB17	7	38	J45	J45	Punt
3. J20	3	-6	J14	J23	Punt	3. TB20	7	53	J27	J19*	Field goal
4. J20	3	11	J31	J31	Interception	4. J17	3	17	EZ	J10*	Touchdown
5. J22	7	78	EZ	TB13*	Touchdown	5. J41	6	41	EZ	J 1*#	Touchdown
6. J37	11	50	TB13	TB13*	Field goal	6. TB40	1	-2	TB35	TB40	End of half
7. J39	6	61	EZ	TB4*	Touchdown	7. TB20	4	0	TB20	TB40	Punt
8. J20	1	-17	J20	J20	Fumble (ret.-TD)	8. TB20	7	51	J29	J29	Field goal
9. J20	3	-5	J15	J20	Punt	9. J40	8	40	EZ	J 1*#	Touchdown
10. J20	3	6	J26	J26	Punt	10. TB19	10	38	J43	J41	Punt
11. J14	7	86	EZ	TB 5*#	Touchdown	11. J46	2	-2	J47	J46	End of game

## Week 6 – Oct. 18 vs. Houston Texans

JAX Start	Plys	Yds	End	Deep	Result	HOU Start	Plys	Yds	End	Deep	Result
1. J10	7	40	50	50	Punt	1. H20	5	31	J49	J46	Punt
2. J25	14	75	EZ	H 2*#	Touchdown	2. H 1	16	99	EZ	J14*	Touchdown
3. J20	8	27	J47	J47	Punt	3. H20	9	56	J24	J24	Field goal
4. J40	9	50	H10	H10*	Interception	4. H17	3	-2	H15	H25	Punt
5. J25	3	6	J31	J31	Punt	5. H 3	1	-1	H 3	H 3	End of half
6. J20	6	29	J49	J49	Punt	6. H25	7	32	J43	J43	Punt
7. J48	4	52	EZ	H29	Touchdown	7. H20	10	32	J45	J45	Failed 4 <sup>th</sup> down
8. J20	3	-3	J17	J27	Punt	8. H19	9	81	EZ	J 9*#	Touchdown
9. J26	1	0	J26	J26	Interception (ret.-TD)	9. J46	4	46	EZ	J26	Touchdown
10. J20	12	80	EZ	H 1*#	Touchdown	10. J40	3	4	J36	J35	Punt
11. J20	10	52	H28	H28	Interception	11. H14	2	-2	H13	H14	End of game

## Week 7 – Oct. 25 vs. Buffalo Bills at Wembley Stadium


JAX Start	Plys	Yds	End	Deep	Result	BUF Start	Plys	Yds	End	Deep	Result
1. J24	3	-7	J17	J27	Punt	1. B24	8	17	B41	B46	Punt
2. J20	7	22	J42	B47	Punt	2. B44	7	43	J13	J11*	Field goal
3. J27	7	73	EZ	B10*	Touchdown	3. B20	3	-4	B16	B25	Punt
4. B36	3	36	EZ	B28	Touchdown	4. B22	3	-16	B23	B23	Fumble (ret.-TD)
5. J14	3	-2	J12	J17	Punt	5. B20	1	0	B20	B20	Interception (ret.-TD)
6. J20	1	-1	J20	J20	End of half	6. B15	4	5	B20	B27	Interception
7. J20	17	79	B 1	B 1*#	Failed 4 <sup>th</sup> down	7. B15	12	85	EZ	J16*	Touchdown
8. J20	3	0	J20	J20	Punt	8. 50	7	30	J20	J20	Field goal
9. J19	3	3	J22	J22	Punt	9. B 1	14	91	J 8	J 6*#	Field goal
10. J 3	3	9	J12	J12	Punt	10. B40	4	56	J26	J26	Fumble
11. J20	3	-1	J19	J24	Interception (ret.-TD)	11. B37	6	4	B41	B47	Punt
12. J16	7	84	EZ	B31	Touchdown	12. B48	2	52	EZ	B42	Touchdown
13. B40	3	-3	B42	B40	End of game	13. B20	6	20	B40	B41	Failed 4 <sup>th</sup> down

## Week 9 – Nov. 8 at New York Jets

JAX Start	Plys	Yds	End	Deep	Result	NYJ Start	Plys	Yds	End	Deep	Result
1. J44	10	29	NY27	NY20	Field goal	1. NY27	3	-1	NY26	NY27	Punt
2. J27	3	2	J29	J29	Interception	2. NY49	6	51	EZ	J 7*#	Touchdown
3. J19	8	39	NY42	NY35	Punt	3. J32	7	32	EZ	J 1*#	Touchdown
4. J 9	3	-6	J 3	J 9	Punt	4. NY10	9	36	NY46	NY46	Punt
5. J15	8	45	NY40	NY40	Punt	5. J37	3	-7	J44	J37	Punt
6. 50	2	50	EZ	NY30	Touchdown	6. NY15	3	4	NY19	NY19	Punt
7. J31	9	25	NY44	NY40	Punt	7. NY18	1	0	NY18	NY18	End of half
8. NY43	5	23	NY20	NY20	Field goal	8. NY13	5	-2	NY11	NY27	Punt
9. J20	3	8	J28	J28	Punt	9. NY27	8	73	EZ	J 1*#	Touchdown
10. J10	9	73	NY17	NY17*	Field goal	10. NY33	3	9	NY42	NY42	Punt
11. J10	4	56	NY20	NY10*	Fumble	11. NY20	5	35	J45	J41	Punt
12. J28	3	72	EZ	NY20	Touchdown	12. NY34	3	6	NY40	NY40	Punt
13. J 8	1	0	J 8	J 8	Interception	13. J25	3	25	EZ	J20	Touchdown
						14. 50	3	-1	NY49	J44	Punt
						15. J21	2	-1	J22	J21	End of game

Underlined = last drive of half; \* = Inside the 20; # = Goal-to-go; @ = Overtime possession

# DRIVE CHART



## Week 10 – Nov. 15 at Baltimore Ravens

JAX Start	Plys	Yds	End	Deep	Result	BAL Start	Plys	Yds	End	Deep	Result
1. J20	3	1	J21	J21	Punt	1. B31	4	25	J44	J44	Punt
2. J 7	3	2	J 9	J 9	Punt	2. B32	8	33	J36	J36	Failed 4 <sup>th</sup> down
3. J35	8	65	EZ	B 5*#	Touchdown	3. B42	3	6	B48	B48	Punt
4. J16	3	-4	J12	J22	Punt	4. B22	4	22	B44	B44	Punt
5. J13	1	0	J13	J13	Interception	5. J26	2	26	EZ	J10*#	Touchdown
6. J20	15	77	B 3	B 3*#	Field goal	6. B20	7	80	EZ	J21	Touchdown
7. J20	3	0	J20	J20	Punt	7. B29	6	31	J40	J40	Missed field goal
8. B27	4	0	B27	B27	Field goal	8. B20	1	0	B20	B20	Interception
9. J 6	4	20	J26	J36	Punt	9. B20	8	39	J41	J41	Interception
10. J41	9	51	B 8	B 8*#	Missed field goal	10. B45	5	14	J33	J33	Fumble
11. J25	3	-5	J20	J25	Punt	11. B20	3	4	B24	B24	Punt
12. B37	5	37	EZ	B15*	Touchdown	12. B20	10	80	EZ	J14*	Touchdown
13. J20	6	30	50	50	Punt	13. B20	7	37	J43	J43	Punt
14. J20	7	45	B35	B35	Field goal						

## Week 11 – Nov. 19 vs. Tennessee Titans

JAX Start	Plys	Yds	End	Deep	Result	TEN Start	Plys	Yds	End	Deep	Result
1. J20	3	6	J26	J26	Punt	1. T20	10	51	J29	J28	Field goal
2. J14	11	73	T13	T13*	Field goal	2. T28	4	13	T41	T42	Punt
3. J20	5	35	T41	T41	Fumble	3. T20	9	48	J32	J32	Field goal
4. J30	8	29	T41	T38	Punt	4. T45	3	1	T46	T46	Punt
5. 50	5	36	T14	T 5*	Field goal	5. T 6	3	1	T 6	T 7	Punt
6. J20	13	78	T 2	T 2*#	Field goal	6. T20	4	47	50	J49	End of half
7. J20	5	17	J37	J37	Punt	7. T19	5	81	EZ	J23	Touchdown
8. J43	4	34	T23	T23	Interception	8. T 8	10	57	J35	J35	Missed field goal
9. J39	3	-4	J35	J40	Punt	9. T12	5	7	T19	T28	Punt
10. T 5	1	5	EZ	T 5*#	Touchdown	10. T15	3	9	T24	T24	Punt
11. T28	4	9	T19	T19*	Field goal	11. T20	1	8	T20	T20	Fumble
						12. T20	11	55	J23	J23	End of game

## Week 12 – Nov. 29 vs. San Diego Chargers


JAX Start	Plys	Yds	End	Deep	Result	SD Start	Plys	Yds	End	Deep	Result
1. J20	10	76	SD 4	SD 4*	Field goal	1. SD20	4	23	SD43	SD43	Punt
2. J14	8	53	SD33	SD33	Field goal	2. SD20	3	7	SD27	SD27	Punt
3. J25	3	7	J32	J32	Punt	3. SD37	7	63	EZ	J 2*#	Touchdown
4. J20	7	39	SD41	SD41	Punt	4. SD14	3	3	SD17	SD20	Punt
5. SD45	6	36	SD 9	SD 7*	Field goal	5. SD17	13	83	EZ	J 8*#	Touchdown
6. J20	3	6	J26	J36	Interception	6. J22	3	22	EZ	J12*	Touchdown
7. J20	2	-2	J28	J28	End of half	7. SD20	3	-14	SD 6	SD23	Punt
8. SD45	7	35	SD10	SD 7*	Field goal	8. SD20	3	2	SD22	SD22	Punt
9. J32	3	1	J33	J33	Punt	9. SD34	13	56	J10	J 5*#	Field goal
10. J20	12	80	EZ	SD21	Touchdown	10. SD20	14	80	EZ	J 5*#	Touchdown
11. J20	11	60	SD29	SD28	Failed 4 <sup>th</sup> down	11. SD20	4	14	SD34	SD36	Punt blocked
12. SD14	2	14	EZ	SD 8*	Touchdown	12. J44	2	-5	J46	J44	End of game

## Week 13 – Dec. 6 at Tennessee Titans

JAX Start	Plys	Yds	End	Deep	Result	TEN Start	Plys	Yds	End	Deep	Result
1. J20	3	9	J29	J29	Punt	1. T23	3	-3	T20	T25	Punt
2. J43	3	5	J48	J48	Punt	2. T20	12	80	EZ	J10*	Touchdown
3. J25	10	75	T 2	T 2*#	Touchdown	3. T10	10	90	EZ	J 6*#	Touchdown
4. J19	3	-5	J14	J23	Punt	4. T37	3	16	J47	J47	Interception
5. J34	8	66	T 1	T 1*#	Touchdown	5. T25	9	75	EZ	J 1*#	Touchdown
6. J22	1	-1	J22	J22	End of half	6. T20	4	2	T22	T24	Punt
7. J36	14	64	EZ	T 1*#	Touchdown	7. T20	9	80	EZ	J39	Touchdown
8. J20	6	80	EZ	T 8*#	Touchdown	8. T 8	3	1	T10	T11	Fumble
9. T 9	1	9	EZ	T 9*#	Touchdown	9. T10	3	90	EZ	T13	Touchdown
10. J20	2	-17	J26	J26	Fumble (ret.-TD)	10. T20	8	33	J47	J42	Punt
11. J20	4	80	EZ	T 7*#	Touchdown	11. J 6	4	4	J 1	J 1*#	End of game
12. J11	4	-5	J17	J17	Failed 4 <sup>th</sup> down						

Underlined = last drive of half; \* = Inside the 20; # = Goal-to-go; @ = Overtime possession

# DRIVE CHART



## Week 14 – Dec. 13 vs. Indianapolis Colts

JAX Start	Plys	Yds	End	Deep	Result	IND Start	Plys	Yds	End	Deep	Result
<u>1. J20</u>	<b>9</b>	<b>52</b>	<b>I28</b>	<b>I28</b>	Field goal	1. I20	7	73	J 7	J 4*	Field goal
2. J20	3	-9	J11	J20	Punt	2. I41	4	14	J45	J45	Punt
3. J20	3	-1	J19	J26	Punt	<u>3. I32</u>	<b>10</b>	<b>65</b>	<b>J 3</b>	<b>J 3*</b>	Field goal
4. J20	3	-1	J19	J23	Punt	4. I28	6	4	I32	I43	Punt
5. J21	5	22	J43	J43	Punt	5. I22	3	-9	I13	I23	Punt
6. J37	3	3	J40	J40	Punt	6. I14	4	44	J42	J42	Punt
7. J 5	2	-5	J10	J10	Fumble (ret.-TD)	7. J34	1	-17	J34	J34	Fumble (ret.-TD)
<u>8. J20</u>	4	43	I29	I29	Fumble	<u>8. I10</u>	3	9	I24	I24	End of half
<b>9. J20</b>	<b>1</b>	<b>80</b>	<b>EZ</b>	<b>J20</b>	Touchdown	9. I20	3	-3	I17	I20	Punt
<b>10. J20</b>	<b>8</b>	<b>80</b>	<b>EZ</b>	<b>I 4*#</b>	Touchdown	10. I20	3	3	I23	I23	Punt (ret.-TD)
<b>11. J31</b>	<b>10</b>	<b>69</b>	<b>EZ</b>	<b>I 3*#</b>	Touchdown	<b>11. I20</b>	<b>10</b>	<b>66</b>	<b>J14</b>	<b>J12*</b>	Field goal
<b>12. J43</b>	<b>8</b>	<b>57</b>	<b>EZ</b>	<b>I 1*#</b>	Touchdown	12. I20	3	6	I26	I26	Punt
<b>13. I 1</b>	<b>4</b>	<b>1</b>	<b>EZ</b>	<b>I 1*#</b>	Touchdown	13. I20	7	37	J43	I43	Failed 4 <sup>th</sup> down
						14. I20	5	11	I31	I31	Interception
						15. I20	3	15	I29	I29	End of game

## Week 15 – Dec. 20 vs. Atlanta Falcons

JAX Start	Plys	Yds	End	Deep	Result	ATL Start	Plys	Yds	End	Deep	Result
1. J20	3	1	J21	J21	Punt	1. <b>A20</b>	<b>8</b>	<b>80</b>	<b>EZ</b>	<b>J 5*#</b>	Touchdown
2. J 3	6	20	J23	J36	Punt	2. A41	4	-3	A38	A44	Punt
<b>3. J 8</b>	<b>9</b>	<b>68</b>	<b>A24</b>	<b>A24</b>	Field goal	3. A45	3	6	J49	J49	Punt
4. J37	4	23	A40	A40	Punt	4. A19	5	19	A38	A38	Punt
5. J26	3	1	J27	J27	Punt	<b>5. A19</b>	<b>11</b>	<b>81</b>	<b>EZ</b>	<b>J11*</b>	Touchdown
<u>6. J12</u>	9	87	A 1	A 1*#	Interception	6. A31	3	0	A31	A31	Punt
<b>7. J20</b>	<b>9</b>	<b>80</b>	<b>EZ</b>	<b>A 1*#</b>	Touchdown	<u>7. J16</u>	<b>1</b>	<b>0</b>	<b>J16</b>	<b>J16*</b>	Field goal
<b>8. A39</b>	<b>6</b>	<b>39</b>	<b>EZ</b>	<b>A10*</b>	Touchdown	8. A20	3	18	A38	A38	Interception
9. J10	3	-5	J 5	J10	Punt	9. A20	11	43	J37	J37	Punt
10. J20	3	6	J26	J29	Punt	<b>10. A38</b>	<b>7</b>	<b>47</b>	<b>J15</b>	<b>J14*</b>	Field goal
11. J11	6	30	J41	J48	Failed 4 <sup>th</sup> down	<b>11. A31</b>	<b>14</b>	<b>41</b>	<b>J28</b>	<b>J18*</b>	Field goal
						12. J41	2	-2	J42	J41	End of game

## Week 16 – Dec. 27 at New Orleans Saints

JAX Start	Plys	Yds	End	Deep	Result	NO Start	Plys	Yds	End	Deep	Result
1. J26	7	19	J45	50	Punt	1. <b>NO20</b>	<b>10</b>	<b>80</b>	<b>EZ</b>	<b>J17*</b>	Touchdown
2. J30	4	11	J41	J41	Interception	2. <b>NO 2</b>	<b>9</b>	<b>98</b>	<b>EZ</b>	<b>NO40</b>	Touchdown
3. J20	3	-2	J18	J22	Punt	3. <b>J43</b>	<b>5</b>	<b>43</b>	<b>EZ</b>	<b>J 1*#</b>	Touchdown
4. J32	1	0	J32	J32	Interception	4. NO25	3	-5	NO20	NO25	Punt
<b>5. J20</b>	<b>8</b>	<b>80</b>	<b>EZ</b>	<b>NO 2*#</b>	Touchdown	<b>5. J46</b>	<b>8</b>	<b>27</b>	<b>J19</b>	<b>J19*</b>	Field goal
<u>6. J42</u>	1	-17	J42	J42	End of half	<u>6. NO20</u>	6	46	J34	J34	Missed field goal
<b>7. J20</b>	<b>11</b>	<b>80</b>	<b>EZ</b>	<b>NO 6*#</b>	Touchdown	<b>7. NO20</b>	<b>7</b>	<b>80</b>	<b>EZ</b>	<b>J44</b>	Touchdown
<b>8. J20</b>	<b>1</b>	<b>80</b>	<b>EZ</b>	<b>J20</b>	Touchdown	<b>8. NO12</b>	<b>13</b>	<b>88</b>	<b>EZ</b>	<b>J 5*#</b>	Touchdown
9. J20	5	14	J34	J39	Punt	9. NO17	11	73	J10	J 4*	Blocked field goal
<b>10. J20</b>	<b>9</b>	<b>80</b>	<b>EZ</b>	<b>NO20</b>	Touchdown	10. J44	3	-3	J47	J44	Punt
11. J20	2	28	J32	J32	End of game						

## Week 17 – Jan. 3 at Houston Texans

JAX Start	Plys	Yds	End	Deep	Result	HOU Start	Plys	Yds	End	Deep	Result
1. J34	3	-5	J29	J37	Punt	1. H22	3	-6	H16	H23	Punt
2. J41	6	17	H42	H42	Failed 4 <sup>th</sup> down	2. <b>H42</b>	<b>8</b>	<b>47</b>	<b>J11</b>	<b>J 6*#</b>	Field goal
3. J24	3	-3	J21	J27	Punt	3. <b>H21</b>	<b>10</b>	<b>79</b>	<b>EZ</b>	<b>J12*</b>	Touchdown
<b>4. J20</b>	<b>8</b>	<b>55</b>	<b>H25</b>	<b>H25</b>	Field goal	4. H20	3	6	H26	H26	Punt
5. J42	2	0	J39	J42	Fumble	<b>5. J42</b>	<b>6</b>	<b>42</b>	<b>EZ</b>	<b>J 3*#</b>	Touchdown
6. J12	5	24	J36	J40	Punt	6. H13	4	13	H26	H26	Punt
<u>7. J38</u>	3	0	J38	J38	Interception	<u>7. H25</u>	<b>8</b>	<b>42</b>	<b>J33</b>	<b>J33</b>	Field goal
8. J39	4	15	H46	H42	Punt	8. H20	4	12	H32	H32	Punt
9. J34	3	3	J37	J37	Punt	9. H11	11	55	J37	J34	Failed 4 <sup>th</sup> down
<b>10. H13</b>	<b>4</b>	<b>-3</b>	<b>H16</b>	<b>H 7*</b>	Field goal	10. H13	1	0	H13	H13	Interception
11. J40	3	40	H14	H14*	Fumble	11. H20	9	48	J32	J32	Missed field goal
12. J21	1	0	J21	J21	Interception (ret.-TD)	<b>12. H25</b>	<b>11</b>	<b>42</b>	<b>J33</b>	<b>J33</b>	Field goal
13. J20	11	52	H10	H10*	End of game						

Underlined = last drive of half; \* = Inside the 20; # = Goal-to-go; @ = Overtime possession



# **END-OF-SEASON QUOTES**

**2015 SEASON IN REVIEW**



# JAGUARS QUOTES

**GENERAL MANAGER DAVID CALDWELL  
END-OF-SEASON MEDIA AVAILABILITY  
TUESDAY, JANUARY 5, 2016**

(Opening statement) "I just want to start out by thanking our fan base. I understand their frustration, but I appreciate their patience, too. This has been a challenge the last three years, not only internally, but externally in the community. I feel it, I know our coaches feel it and our players feel it. We're going to be aggressive in trying to get this right and succeeding in getting this right. I think it's important that we raise the level of expectations going into this offseason, not only for our players and coaches, but for myself too and everybody in this organization. I also want to thank Shad for his understanding and his sticking to the plan and what we discussed three years ago when I was hired and where we thought we'd be and where we are now, and seeing this through and giving the coaches and the players the opportunity to see this through the way we envisioned it. It's great to have an ownership like Shad. He's a valuable resource for us and he's been great through this process and in the community as you guys have seen everything that he's done. And to the players and coaches for all the effort they put through this past offseason and season. An incredible amount of stories. Although we're disappointed and every year we sit here and if we did not reach our ultimate goal, I'll tell you we're disappointed. Until we do that, we'll be disappointed every year. But that's not to take away from some of the great stories and some of the progress that's been made individually with our players. You guys know the stories: A-Rob, Hurns, Blake, tremendous things. T.J. Yeldon. There's been a lot of improvement and a lot of the credit goes to the coaches and the players for that, especially the players and their commitment to the organization and the community."

(What was that conversation like between you, Gus Bradley and Shad Khan last week?) "It's been an ongoing conversation. The one thing you're going to get with Shad, Gus and myself is there's going to be thoughtful consideration through every decision we make. There's not going to be any flippant decisions and after a one-week bad performance; we're going to take in the whole picture, all of the circumstances. We're going to make an educated, well-thought-out decision. I don't think it surprised anyone inside the building and probably few outside the building. The conversation that we've had weekly, Shad and I talk on at least a weekly basis, but multiple times during a week during the season and in the offseason. It was very supportive, but very thought-out."

(What did you see from Gus Bradley to make you think he's the guy to continue leading this team?) "I know this: he can make difficult decisions. I thought his game management was very good throughout the year. Just his leadership skills. He's terrific in front of the team. The players love playing for him and they play their tails off for him, we're not an overly-penalized team, we take fairly good care of the ball. Those are usually three things that will usually transcend into victories in the future. I think all of those things. He has a plan and he's got a good offensive and defensive mind when it comes down to the Xs and Os."

(What is your assessment of the final three games?) "If the season

ending that Sunday we'd probably be having different questions and different dialogue here. That's why we want to put our whole schedule, not just reflect on the last maybe two weeks or last week of the season and be too quick with our decisions based off of those two games. That's why we won't talk about personnel decisions moving forward here. But it was a step in the right direction. You don't score 51 points by accident, just like Blake Bortles doesn't throw for 35 touchdowns and 4,400 yards and Allen Robinson, 1,400 yards. Those things don't happen by accident. It's been 21 years since somebody in this organization has done that. Credit to the players and coaches. It just shows that it's a step in the right direction. The next two games weren't great matchups for us. We've had trouble stopping the pass and we played two top quarterbacks in Matt Ryan and Drew Brees. I think that was going into the season and knowing that our situation with pass rush and third down situations, I thought was going to be an issue and it proved to be. They just weren't good matchups for us."

(How do you fix the defense in a short time span?) "I think it's easier in this league to fix a defense than it is an offense. It took us three years to get where we need to be offensively. It's not like we don't have any pieces on defense; we do have some good players. We have a mountain of cap space and eight draft picks, coupled with players that we felt like had good years on defense. The year Roy Miller and Odrick and Poz and Aaron Colvin, Devon House set records, he's another great story that took place this year, for pass break-ups. He's been around the ball and made plays on the ball, interceptions, had a really nice year. So we do have pieces in place there. Now, we have to supplement them. Now, we get Dante Fowler coming back, we have Sen'Derrick back and we'll see where we're at."

(Do you anticipate coaching changes?) "That's Gus. Gus is meeting with the coaching staff today. Anything that comes from that, we'll let you guys know as soon as it's possible. Gus can comment on that."

(Do you anticipate any changes?) "I would anticipate that there will probably be some changes, yes."

(Would you endorse Gus Bradley taking over the defensive play calling?) "I trust Gus. I would endorse what he feels to do is right. If he feels that's the best situation for our team and our players, then I would say yes. It was difficult the first couple of years because there was a lot to be done here and his focus couldn't have solely been on defense. We had to create a culture, we had to create a standard of competition. A lot of Gus' days were pulled in trying to build that. We feel like we have the offense pretty much squared away, we feel like we have the culture squared away. If he was to step in and do that, if he felt that was the best thing to do, I would trust him if he thinks he can do it. If he thinks that Bob is the right person to do it, that's up to him. Or if he thinks that there's somebody else that he needs to bring in, I would trust him to make that decision."

(So is he more prepared now?) "Yeah. Now, we have pieces in place and we have players and people that we can trust. Now, if he had to do that and step into that, he could do it a lot more easily than the

# JAGUARS QUOTES



first couple of years.”

(If you knew that the AFC South was up for grabs, would you have been more aggressive going into the season?) “We felt like we were pretty aggressive in the offseason with what we did in free agency. We brought seven or eight guys in, spent quite a bit of money and tried to spend more. As much cap space as we have, we probably won’t be able to spend it all this year. There were other players out there that we were aggressive with and had very good deals and some of them didn’t work out, which ended up working out in our favor. Some of them didn’t work out and we probably would have liked to have those players. We tried to be as aggressive as we could in free agency and we’ll do the same this year. If we would have known that it would be a game or two different, I think probably the one thing that I would look at is when Dante got injured, maybe trying to find another solution to that and trying to bring more pass rush into there. It’s hard that time of year.”

(After the pass rusher, what is your biggest priority?) “I think it’s something we have to sit through with our coaches and go through all of the offseason evaluations and look at our players in the secondary, look at our linebackers and look at the rest of the defensive line and try to prioritize what holes can we fill in free agency and then what would give us the best flexibility in the draft. That’s what we tried to do last year. We tried to fill as many holes as we could in free agency where we had the flexibility to take who we thought was the best player in the draft. It doesn’t always work out that way, but I think this year will probably be the same plan that we’ll try to fill as many holes as we can in free agency and we go into the draft and we won’t be pigeonholed to pick one player at one position.”

(On signing guys on defense that fill specific roles and not changing the system too much) “In looking at a lot of our key players, I think a lot of them, especially our young ones, would fit in any system. Poz, Roy Miller, I think any system could fit those guys. Our corners, it shouldn’t make too much of a difference. Even guys like Dante, he could be a 3-4 outside ‘backer, he could be a 4-3 end. He’s pretty versatile in his skillset.”

(On Blake Bortles’ progress and what he needs to work on) “I was pleased with the progress he’s made. I think if we sat here last year and said that Blake Bortles is going to throw for 4,400 yards and 35 touchdowns and 16 or 18 interceptions, I think we would all be pleased. We probably would have thought we would have had more than five wins. I think that’s good. I think, and I talked to him today, I think for him it’s going to be more mentally. I think for him, I think he has a lot of peoples’ attention, probably a lot of defensive coordinators in the division and across the league. They’ll have a whole offseason to study him and then teams within the division will find a way from a personnel standpoint to match up with him. For him, it’s going to be mentally and focusing in on the finer details and staying ahead of the curve. He works his butt off. From an intangible standpoint, we couldn’t ask for anything more in terms of his effort and toughness and competitiveness, his intelligence. He did everything we asked and more in the offseason to work on the things we asked him to work on. I think the one thing, and I’ll tell you guys so

that we don’t have a major Twitter frenzy, he does have a broken thumb on his non-throwing thumb, a non-displaced fracture. So if you see him in a cast, that’s why. I don’t want you seeing him out on the street with a cast and tweeting it.”

(What are your concerns with offensive line, the 51 sacks allowed or few rushing touchdowns?) “I would probably say the 51 sacks. The rushing touchdowns, Blake will have a hard time throwing 35 touchdowns next year and that will be good; that would mean our defense is better and we’ll probably have more rushing touchdowns. But protecting the passer is important. We’ve been looking for a franchise quarterback for a long period of time. We now feel like we have one, so we want to be able to protect him. We made great strides – what did we have, 71 (sacks) last year? We were hoping that number would be in the 40s. Outside of the past game, which is hard to forget, it would have been in the 40s. I think we made great strides. I think another year in the system, A.J. Cann, getting Brandon Linder back. A.J. has played as well as any rookie offensive lineman I’ve been around. I don’t think physically he’s given up a sack all year. I don’t think you guys have tweeted anything negative about him during a game, so that’s a good indication that he’s played pretty good. Unfortunately, we lost Brandon and Brandon was playing at a high level. Get him back and I think offensive line-wise we should be good. You see the value of having a guy like Jermei Parnell on the right side this past weekend.”

(You mentioned that you complimented [Owner] Shad [Khan] for sticking with the plan, at the beginning. Do you have to catch up to your plan, or where are you at in terms of being where you want to be? I can’t imagine you wanted 12 wins in three years.) “No, and that’s another thing: A lot of people say, ‘12 wins in three years’ and [Head Coach] Gus Bradley, his record is 12-and-whatever-it-is.’ I don’t hold Gus responsible for the first two years. That was tough. The plan was, we didn’t do anything free agent-wise of note our first year here, played a lot of rookies and just kind of survived. Last year we signed some free agents that were kind of stop-gap type of guys, but still were playing young guys. I think we played nine guys on offense that were rookies and, as you saw, paid dividends this year. It was more gearing toward this year and next year and the year after. If you would’ve asked me three years ago, ‘Do you think you’ll have a winning record by Year Three?’ I wouldn’t have been sold on that we would’ve. And the fact that we’re even talk being [in the] playoffs lets me know that we’re probably closer than we think we are. It was [the] beginning and middle of December [and] we still had a shot at the division and playoffs, albeit being a weak division so to speak, [it] shows that we’ve made quite a bit of good strides, but we’ve got a lot of more work to do.”

(Does that put all the ‘eggs’ into this year, though? Does that put a lot of pressure on your fourth year?) “No, and I know you guys think that it has to be a certain number, a certain division crown or something like that – it doesn’t. I think with Shad, like I said earlier, we’re going to be mindful, we’re going to be thoughtful, we’re going to consider the circumstances and see where we’re at. I think if anything it’s a gut feel. To say, ‘Hey, you have got to be 10-6,’ that’s not good for anybody and that’s not realistic. As you know, in the NFL a lot of things can happen in a lot of different ways. And not

# JAGUARS QUOTES



only that, but why would we want to set our limits at 10-6? Maybe we could do better than that.”

(With the current 53-[man roster], have you decided what you want to do with everyone? Free agents-to-be, and do you have a number on guys on your roster right now that you’ll ask to restructure [contracts]?) “No, we don’t. We’ll go through the process with our coaches – they’ll write up all of our players. [At] about the middle of February, February 11th, we sit down [and] meet with them for about a week before the combine and kind of devise a plan there in terms of who we’re going to bring back and who we may not bring back, and then who we’re going to target in free agency.”

(Dave, are you at the point where you might need to move on from some of the guys that you drafted early?) “Well, I think it’s about – as Gus always preaches – competition. If they get beat out or there’s a better alternative, we’re going to go with that route. How they got here doesn’t dictate whether they stay or whether they go. It’s whether or not they can help us get to where we need to go.”

(So you wouldn’t be adverse to redrafting some of those positions high then?) “No. Not if we feel like it’s the best thing for the organization.”

(With G A.J. Cann playing well at his position, right guard – [he played] left guard in college – is it good he gave you some options, or do you want to go into the offseason telling him, ‘OK, this is where you’re going to be?’) “I think it’s going to give us some options, and I think [they] will work because he can snap, too. Between him and Brandon [Linder], they can both snap. It’ll be a very good situation there, and we still like Luke Bowanko and Tyler Shatley, who was active this last game. I feel like those guys are at a point where [they] have been practicing real well [and] have gained some good weight and strength. Luke Bowanko started, what, 14 games for us as a rookie? We haven’t cashed out on him yet, either.”

(On the center spot, do you most likely think your guy is here right now?) “I think we’ll figure that out through the process in February.”

(Gus brought up yesterday free safety has been a very hard position to find, especially in this defense. Have you guys talked about changing up the responsibilities of that position to find the right guy?) “Well, we did in the offseason last year, and that’s part of the reason why we drafted James Sample. Finding a free safety is kind of like finding a franchise quarterback, if not maybe more difficult in my estimation. But when we drafted James, we said, ‘Until we find our ideal fit, let’s go with two like guys.’ So, we changed the scheme a little bit in that respect where, ‘Hey, if we have two like guys in [Johnathan] Cyprien and [James] Sample, then we could move one up and leave one back and at least keep teams off guard that way until we can find our guy.”

(Are you at the point with this upcoming draft where you feel like you can draft [the] best available player and match it up with a position of need, as opposed to, ‘Let’s look at need first?’) “Yes, and

that’s where I think when we drafted A.J. Cann last year, that’s kind of where we were at. I think after that draft I said, ‘We kind of hit a milestone here.’ We didn’t just draft for a guy that had to come in and start right away. We took A.J. because we thought he was the best player available at the time and he provided depth at an important position. As it turned out, we’re glad we did. He started 13 games.”

(Would you like to re-sign QB Chad Henne and TE Mercedes Lewis?) “I think we’ll want to go through the process in February. We’ll figure those out.”

(Gus talked yesterday about the importance of keeping egos out of everything, but since you’ve mentioned Twitter a couple times, I’m sure you’ve noticed that there are a few people who have been critical of you and your decision to retain him as the head coach this year. How do you balance keeping your egos out of it and being able to make right decisions for the team? Because some people think jobs are on the line for maybe you and for him this year.) “Sure, yes, that’s reasonable. I think, for anything, I think [during] my time here I’ve probably made a lot of unpopular decisions from the beginning. Right, [Florida Times-Union reporter] Vito [Stellino]? (laughter) But we took a quarterback [Blake Bortles] out of Central Florida that a lot of people had an issue with, too, and I think he’s turned out OK. [We] took a wide receiver [Allen Robinson] out of Penn State that people thought we probably shouldn’t have traded up for, and we did, and a guard [Brandon Linder] out of Miami. So, there are some things that we do, even though a lot of people have it planned out for us that we may not agree with. We just feel like we’ve got to do what’s best for the organization and make the decisions on information that we know, and that a lot of people don’t have the information that we have.”

(Do you get that when you say things like, ‘I don’t hold Gus responsible at all for the first two years,’ it does come across to people as you’re covering for him. To think that a head coach would not at least in some way be a little bit [responsible]?) “I think he did a good job. The fact that we won four games – I said this before [after] our first year – was a little bit of a minor miracle. From a talent standpoint, I take the blame those first two years because we weren’t ready to compete and we knew that we weren’t going to be ready to compete because the plan was we’re going to look to Year Three to invest in free agency [and] give our young guys that we drafted a chance to develop. Not that it couldn’t have happened sooner, but it was going to be very difficult.”

(If losing is ... Obviously it wears on everybody in the organization. You want to win no matter what the plan is [because] it’s a results-driven business. I’m just curious how you and Gus have been able to kind of stay together and been on the same page. He says you guys talk every day.) “That’s probably one of the things that I’m probably most proud of is this organization and how we’ve handled our business. We’re a very functional organization between personnel staffs, coaching staffs [and] ownership. We’ve been able to keep things professional and in-house. I think that’s been the thing that’s given us the best chance to succeed in the future is because we make decisions that are best for the Jaguars. Regardless of what I



# JAGUARS QUOTES



may think, if I can't make a strong enough case as to why we should or shouldn't do something, then I have to step aside and go with what the coaches may feel. And same thing in the draft. If they can't make a strong enough case as to why we should draft Player 'X' or sign Player 'Y,' then they defer to me because that's our level of expertise in personnel. And then we just make a decision and move forward, and we go together. I think that's the biggest thing for us, is the fact that we've been able to stay cohesive. It hasn't been easy and usually in situations like this when you win 12 games over a three-year period, it doesn't work as well as we would like."

(You were more aggressive last year in free agency. With the amount of money that you have, do you expect, once it begins, to be proactive and be one of the teams that really sets the market this year in free agency?) "I don't know if we'll set the market, but we'll have our targets of guys that we really want and we'll do whatever we need to get them."

(Is it a myth? We hear a couple guys Jacksonville has been linked to are going to be 30 and 31 [years old]. You want to sign guys between 26 and 29. Is that just fodder? Is there any truth behind that?) "Well, that was probably truth early on into what we did in free agency, like when we signed Roy Miller and Sen'Derrick Marks and those guys we hoped to be here for Year Four and Year Five and Six. Now we're at that point in time where we can compete and compete for championships I have no issue with signing guys that are 30, 31 and 32."

(What would be a semi-accurate number of your cap space right now?) "I'll have to get back to you on that."

(That said, you're going to have a lot of it. Do you set your own cap so you have some wiggle room? You don't have to spend up to the ceiling, obviously. Is there a philosophy you like there?) "Well, the philosophy is you've got to look, at least for us, not this year but next year. We have some very key guys on our team that are going to be free agents or going to be in their third year and able to redo their contracts. You have to judge, 'How much of it can we spend this year to get us where we need to be to win championships? But how much can we do it so we can retain the guys and get them into deals that we can be good for a long period of time?'"

(You traded [for K Jason Myers and] gave [him] the job. He closed the season really strong. How do you evaluate his first year, and how secure is he in that spot heading into 2016?) "Well, we didn't give him the job; he earned the job. And two: He'll compete next year just like everybody else. We'll bring in competition for him. But I'm happy with the way he finished his year. He was 19 of his last 20 field goals and got the extra points squared away. And just like Jason, if I felt there was a better option during the season that could've done better than he did, we would've made that move. And we didn't. Fortunate that he finished off the last three games really strong. I think he was fifth in touchbacks, which helped our field position – 26 of 30 at 87 percent. I think he was 12th in the league in field goal percentage. We all know the extra points he struggled on halfway through the season, but [he was] mentally tough enough to come out of that, which you like to see as a rookie

kicker. He's got a strong leg. So, we'll let him compete and see where we're at."

(And how do you evaluate LB Telvin Smith?) "I thought he had a great year. He was close to leading the league in tackles up until he got injured, has made impact plays – interceptions, sacks, forced fumbles – always around the ball. ... He probably needs to focus on maybe getting a little bit bigger and stronger in the offseason."

(Was there any thought or conversation with Shad [Khan] about extending Gus, that it might affect free agency?) "No. I think you've seen teams in the past go through this process like we have, and I don't think it affects the fact that you get free agents or not. The only worry is, 'Do you worry about distraction?' Well, that's only a distraction if you let it be or if you guys make it one."

(So, you're not extending Gus? Is that what you're saying?) "Yes, that's correct."

(What about [Assistant Head Coach-Offense/Offensive Line Coach] Doug Marrone? Who has contact you about getting interviews with Doug?) "Out of respect to the teams that have contacted him and Doug, I'm not going to comment on those."

(How many teams?) "I'm not going to comment on that."

(Has anybody reached out to request permission from anybody in your front office?) "I'm not going to comment on those, either."

(In the era of today of instant gratification, how do you convince fans that, 'Hey, we're going to take our lumps for two or three years, or longer?') "It's challenging. I think if you look at the successful teams in the league and building through the draft and supplementing through free agency, I think that's the tried and tested way to do it. That's the route we took and it's starting to show results, but we need to speed it up."

(I don't know that in this day and age you can say that you're going to keep ascending.) "Well, it's the NFL. You play against 31 teams that get paid and have good football players, too. It's the most competitive league in the world. You're not going to always be on top, but you want to be in the conversation. Even though Atlanta missed the playoffs this year, they were in the conversation. I think they finished 8-8. I think you just want to be able to get in that tournament every January, or have the chance to."

(On rebuilding taking longer than you thought) "No, I think it's probably right where we thought it would be. Like I said, the fact that we were talking about us making the playoffs or possibly winning the division in December show signs that there's been great improvement. Now the fact that we've got to start playing in January to finish it off."

(On expectations for Fowler as a pass rusher) "I hope he can come in and have great sack numbers but realistically he's not, he's going to have to feel his way through. I think it depends on how his training camp goes and how the knee responds. Right now all signs

# JAGUARS QUOTES



are pointing to the knee responding well. He was out there running today. He looks good, physically he looks lean and looks like the way we want him to look. Just like the wins and losses and next season, I don't want to put expectations on him because I don't want to limit him."

(On Blake's injury) "He did it in the game Sunday. He'll just be in a cast a couple of weeks. I don't want you guys to be alarmed about it."

(On what you learned about Marqise Lee over last 8 games) "He is mentally tough. He came through and fought through adversity that first eight weeks of the season and all offseason and came through and played pretty well."

(On Julius Thomas) "Probably the same thing. Julius was a guy that had a tremendous offseason up until he got injured with that hand. I thought the connection between him and Blake in the offseason was going to be a very viable connection, and after he hurt his hand the connection between Blake and Allen Robinson and Allen Hurns became very significant which took a little while for Julius to get involved in that. Once he got involved it was everything we kind of expected out of him."

(Is Luke Joeckel a long term answer?) "I think he can be, I do. If you look at games, weeks one through 16 he gave up two sacks. If the season ended week sixteen you probably wouldn't ask that question today."

(Did he make progress?) "Yes, a lot of progress."

(On Yeldon's injury and finding a tag team partner) "It's important just for a longevity standpoint but he averaged 4.1 yards per carry, so that's pretty good. We were able to run the ball when he was in there. He probably would have been a 1,000-yard rusher if he played in all 16 games. I think he ended up with seven something and missed four games. He had a thousand yards from scrimmage, plus. I think every team you need more than one back and we'll do our due diligence to find him one."

(On the problems the last two weeks) "I don't think we played really well the last two weeks and there's probably a lot of things that go into it. I don't want to look at those last two weeks because we played some really good teams and played them tough throughout the year and won some of those games. As it is the last two weeks were not indicative of the first 14."

(Why would you ignore the last game against Houston?) "I wouldn't ignore it but I wouldn't count it for 90% of the equation, so I would say they have a very good defense. There were plays to be made early in that game that we didn't make and it got away from us. As it was, defensively I think we gave up 23 points and they scored on the pick-six so like I said going into the third quarter I think we had a chance of making it a one score game and then it got away from us. I don't think the score was indicative of the total game but we do need to get better and we do need to find a way to dethrone the Houston Texans."

(On not putting expectations on wins and losses next year) "I don't know what good it does, to be honest with you. Hypothetically say we're 9-6 going into the last game of the season and we had four horrific injuries and we're going to play for the AFC Championship and we lose and I said we have to have ten wins does that mean we just clean house with everybody? That doesn't make a lot of sense to me. There's a lot of things that can happen in an NFL season and we'll put together the big picture and see where we're at the end of the season and Shad will obviously make those decisions."

(On PBU opportunities missed by corners and safeties) "I didn't see a lot of opportunities missed. I felt like because we did have a lack of pass rush and the ability to disrupt the quarterback put them at times at an unfair advantage. I didn't see a lot of opportunities missed. I thought there were times even this past weekend where House had good coverage and DeAndre Hopkins made a great catch and Bryan Hoyer made a great throw. What are you going to say to him? He was on it, did his job and he didn't deflect the ball. So I didn't see too many missed opportunities."

(How difficult is it for you to evaluate the secondary given the lack of pass rush?) "That's what we're going to sit down with our coaching staff and our personnel staff now until free agency and look at that and say where can we get better in the secondary and does an increased pass rush help those guys?"

(What did you learn about yourself this year?) "I've got to learn a better way to handle stress than gaining weight."

(On trading up during the draft) "We were fortunate that they worked out but I think they worked out because the two guys we traded up for are incredible competitors and incredible people that worked their butts off. But I think if you have a really strong conviction about a player, if you like him and you don't think he's going to be there when you pick you should probably go get him. In those two situations it worked out well for us."

(Is that something you identify the night before?) "No, that's through a process. Brandon Linder we had at the Senior Bowl, Allen Robinson we were studying for a long period of time and had him really high rated in our wide receiver rankings that year."

(On Luke Joeckel bouncing back) "I think he's been pretty resilient especially after what he's gone through the first two years. I know there's been a lot of people critical of his play the first two years, and to come back and have the season that he had up until that last game was pretty good. I would say his mental toughness, I don't have any questions with that. A.J. Cann and Luke Joeckel are the same age, which I didn't even realize. I guess they played in the same high school all-star game together. So A.J. comes in as a rookie and plays really well and Luke played really well up until week 17."

(On strengths and weaknesses of this draft) "It seems like defensive line is pretty good, linebacker is a better year, it seems like it's another good year at wide receiver too. And quarterbacks seem like there's some interesting guys."



# JAGUARS QUOTES



(On possible opportunity to coach the Senior Bowl) “We will relish it and it’s worked out well for us the first two years. Like I said, some of the players like Telvin, Colvin and Brandon Linder that we got to know and even like last year Nick Marshall. Guys like that we were able to bring in and come in and compete.”

(How much did injuries to draft class impact evaluation of the coaching staff?) “A little bit, not a lot. I think outside of Dante and James Sample, those two affected us on defense. Rashad was out for seven or eight games but came back and did a nice job. It’s hard because you want to get to a point where we’re not counting on rookies. If you’re counting on rookies going into the season you’re going to have some adversity. Maybe you want to count on your first-rounder but fortunate for us the rookies that came in and played for us this year, Rashad Greene I think holds records now for average punt return and A.J. Cann did a great job, Michael Bennett did well in his rotational role, James Sample when he did play played at a high level, and obviously T.J. played at a high level.”

(Will you stick with a 4-3 defense?) “I would guess so, yeah.”

(On finding a franchise quarterback in your second year) “I feel very fortunate and obviously that’s a key piece. Now that’s our job to build around it and not waste it.”

(On Shad’s patience and how rare that is for owners) “Yeah, and he’s got every right to do that too but we have great communication with myself, Gus and Shad. I think he sees progress or good enough progress to say this is heading in the right direction. We went from the 31st or 32nd-ranked offense to top 14 and maybe 10 in points scored I think it was. So he sees progress and a lot of it was with first and second year players, so we’ve got to figure out a way to get that done on defense now.”

(On Sen’Derrick Marks not being full-time snaps player) “Yeah I think even like this year when we signed Odrick we said Sen’Derrick’s snaps would be limited a little bit more so we could focus more on him on third down. As the year unfolded you realized how much you missed Sen’Derrick on third down. Ideally if we can get him up to speed he’s doing great and working really hard. I think both those injuries he should come back and be 100% this offseason.”

(Are you confident in your offense to score 25 a game?) “Yeah, as a matter of fact I made that comment and not to put pressure, but I feel like that could start being a norm for us where we could start scoring. I hope the days of single-digit scores repetitively week after week are over for us. I think we proved that the last ten weeks of the season when we scored quite a bit of points.”

(On lack of pass rush and discussion to look elsewhere) “There was and we made some inquiries on certain players that just don’t work out for one reason or another. But there was, and trade deadline came and although all these players that were supposed to be available for trades weren’t available so there were different discussions that we had, we tried and they didn’t work out.”

## JAGUARS HEAD COACH GUS BRADLEY END-OF-SEASON MEDIA AVAILABILITY MONDAY, JANUARY 4, 2016

(Opening statement) “Thanks for being here. I know usually I start off with appreciation [for the media], but I do appreciate you guys being here and the relationships that we’ve formed. I do appreciate that part. Also, I appreciate our organization, fans, our players, assistant coaches [and] support staff for all they put into this season. I know we’ll get through this journey. We’re talking about this journey and we asked our fans, we said, ‘There are going to be some good times and there are going to be some tough times. When we laugh, you laugh and when we hurt, you hurt,’ and it’s been like that this season. On that journey, I think it’s been pretty factual that those things have taken place. With our team, I’ll have a chance to meet with our players. We just had a team meeting, and I like to visit with our players on their exit interviews, and also our coaches. I have not had a chance to meet with either one of them yet, so until I get a chance to do that I won’t be able to provide any insight on what’s taking place.”

“But I think this offseason we really need to dig deep. I think we go back ... In the team meeting we celebrated the victories, some of the things that took place, and there were some great accomplishments – personal accomplishments, some unit accomplishments – as we went through everything. But I think also the emphasis was on how much work needs to be done, and as a coaching staff we have to dig deep. Our central theme is ‘compete,’ and that’s what we need to do this offseason. We have a lot of areas that we can build on, some weaknesses that we have to get straightened out, and that’s what we’ll devote all of our attention to. With that, I’ll open up for questions.”

(How many teams have called about [Assistant Head Coach-Of-Offensive Line Coach] Doug Marrone?) “I don’t know that. That’d be better for [General Manager] Dave [Caldwell] to answer because this morning has just been getting prepared for the team meeting. All of those things, if anything has come through, would go through him.”

(If Marrone doesn’t take a head coaching job, do you expect him back next year?) “Yes.”

(Was he here today?) “Yes.”

(Improving the defense, does that include staff changes? What is your feel?) “I want to get the truth, is what I want. And I think you’d say, ‘Gus, you’ve had all season.’ I think a lot of truths I know, but I think one of the things in my conversations with [General Manager] Dave [Caldwell] and [Owner] Shad [Khan] is to do due diligence and to get all the information and really have a strong sense. Until I do that, I’ll respect that.”

(How do you view the season?) “Obviously, you can get caught up in one side or the other. You can look at it and say, ‘Oh, boy. We had our opportunities and we just didn’t get it done.’ And I think that there is some truth to that. And then there is the other side of me that looks and says, ‘Boy, I saw great progress being made’

# JAGUARS QUOTES



– really in all units. I saw offensively many stats, many figures that show there was improvement. Special teams there were things that jumped out – punt return average, things like that. Even on defense, the run – where we moved up from I think at one time we were in the 20s where we were in the top five. So I think all of those areas show improvement. But the results, it's a results-driven league and we're not to the results that we had hoped for. So I think that's what we need to look at."

(Do you still feel like there are a lot of holes on this roster as you go to evaluate what you need to get accomplished in the offseason?) "I think that there are two things you do: You look at scheme, and you look at how we can best utilize the guys' skill set. I think that you look at players and you say, 'Alright, these are the guys that we feel strongly about. Maybe there were some inconsistencies. What can we do to get them to play more consistent?' But their talent you're pleased with. And then I think there are other areas where you feel like you need to bring stronger competition in. I think you evaluate it in those ways."

(Gus, a couple guys said yesterday that if you were more involved on defense that would be unbelievable because it's your defense – you know it better than anybody. Going forward, do you expect to be the play-caller next year?) "That's [one of] the things I think [will be determined] as I gather information and [figure out], 'Where is it at?' I think the obligation is [to] do what's best for this organization, and that's why I really want to gather all the information, see what's best and go from there."

(Do you already feel like you are going to be more involved [on defense], regardless of that?) "Yeah, especially in this offseason. I think we'll take it day-by-day, but this offseason, especially."

(How so?) "When we look at the tape and we break things down and we analyze players' strengths and weaknesses. The scheme is set up and you say, 'Well, this is the system you have and this is the system you know,' which is accurate. And you have a playbook for it. There are certain things that you look at and say, 'Hey, this is when we're playing this technique, this is when we're playing that.' But within there there is flexibility, and I think that's what you look at in the offseason. And some of that flexibility is given to players once you trust them. Once you trust they know the system and they understand it, then there's more flexibility and you allow them to do some things. But you have to feel like you have that trust in them."

(How do you evaluate the offensive line when you get a game that's such a disaster as yesterday, particularly against your chief rival? And specifically moving forward, what do you see in terms of Luke Joeckel?) "Okay, first of all, the offensive line: There are some things I look at like we went from 70 sacks [in 2014] to 50 [in 2015]. We were hoping it'd be in the 40s – we didn't get it done. But [we saw] great improvement there. I think Luke Joeckel, what, during the season he had given up two sacks and then yesterday it was five? It's hard because you want to have a tendency to evaluate the last game and that's what you build the picture from. But I think that overall the offensive line did a real good job. I think that there are areas [where] we need to be stronger. I think that's what I chal-

lenged our team [to do] in this offseason. This time, sure they're going to take some time off, but really physically we need to become even a stronger team up front. But [I'm] pleased with the progress, pleased with how they've grasped the scheme and the system that we use offensively. I think the ceiling is very high for them."

(How badly do you feel like you have to build some depth there?) "I think that there are certain guys like Luke Bowanko, [Tyler] Shatley, [Josh] Wells. I think going into the season we felt like those guys provide the depth that we needed and we feel like with another offseason of them getting stronger, we'll see what takes place. But I think in-house we feel good about their talent level. They just need more experience and to get stronger."

(Gus, I just want to clarify on defense: You don't see any scenario in which next fall you'll be calling the plays defensively?) "I can't say that." (Reporter: "So, that's an option?") "We'll look at it as we put it all together and see."

(Trusting the players to know the scheme, do you think some guys in their third year should have been further along? And did that limit what you could game-plan?) "I think that's knowing the players, too, and saying, 'OK, where are we at?' I mean, what'd we have? Something like the last two years, or last year, I think we had seven draft picks or eight draft picks and seven free agents, something ... Twelve of the 15 guys started for us or played quite a bit, and whether it was on special teams. There are some guys that you look at and are new to the system, and then there are those guys that you talked about that it's their third year. And I think knowing the difference who can you offer flexibility to, and trust them? I talk to the players in terms of this: I think when you come in there is the level of knowing a system, and then you take it up to where it's 'coach speak' – where they know what you're talking about. And then I think the really, really good players take it above 'coach speak.' And I think that's the challenge for our team is not just to take it to where we're saying, but to take it another level within the premise of the defense, but take it above 'coach speak.' Around the really good players, that's what they do. I think as we trust these players, we have to allow that to happen. We have to allow them to take it past that."

(Gus, there are also people who want you to change the [defensive] scheme. I know that's not going to happen, but can you just explain why at this point changing the scheme would not be a benefit for you guys?) "I think when people say that or as coaches say that, you're looking for answers. There are going to be some things that you see within the scheme that are different. There are things that we added within the season that were different and on third down that we haven't done before. I think that you have your core principles and then you try to utilize the strengths of your players. If a player is not a good inside technique-type player and he's a very good player for you, then you look to put him on the outside and you make adjustments. That might not be the scheme, but you have flexibility enough to adjust the players."

(But there can be detriments to changing too much in Year Four?) "Yes, I think wholesale changes, because the last three years now

# JAGUARS QUOTES



everything we've done – the draft, free agency – has been guided towards the skill set that we need.”

(Gus, do you think you were too dependent on DT Sen'Derrick Marks being healthy this year?) “I don't know if you become too dependent on anybody. I think you also have to offer that opportunity to be flexible enough that injuries take place. It's kind of like with Dante [Fowler], right? ‘Oh, we're depending on this guy. Oh, no. Now what?’ I don't think you can have that mindset. I think you say, ‘It's unfortunate it happened, but we need to move on,’ and the next guy comes up. I think it's more of that mentality.”

(But with that being said, do you think depth-wise that you've learned from this season that you can't be that way?) “I think that you are constantly trying to develop guys within it and that you hope guys develop to that level of play. That's always the challenge.”

(Gus, five wins this year. You start looking at next year and obviously with what [Owner] Shad Khan said and what the expectations are ... How close are you, I guess is what I'm asking? How close do you think this team is? How do you get over that hump in being a winning franchise?) “It's never been said, as far as expectations, like ‘this’ number or ‘that.’ I do know I think in our conversations, but it's all ... We all know we need to improve. And we've talked about that, right? You've heard it from Day One. ‘We have to get better. We have to improve.’ That part of it is still true. We have to improve, and it maybe went to ‘need to improve.’ more of a stronger sense that, ‘Hey, we have to really show improvement in all areas.’ The same thing that took place offensively, let's get that same type of momentum defensively and special teams-wise as well. So are we close? I think what I like about our team is that we built it through the draft, we've added good free agents, but we've set ourselves up salary cap-wise and the draft to add another ... If we had 12 of the 15 guys make significant contributions [in 2015], and if we can do that again this year, you can get better faster.”

(Is it hard to not go to [General Manager] Dave [Caldwell] though as you start planning for free agency because you want to build through the draft and you see that one guy...) “It is. I think it is a battle as a coach. But I think that battle has taken place for a couple years now where you're looking and going, ‘Let's do this.’ And then I think it always comes back to, ‘Let's stay true to what we talked about. Let's always make decisions [for] what is best for this team and this organization,’ and not let my ego get in the way. And I surely don't want to do that this year, either. This ownership and this organization, I know it sounds like the holiday season when I say it, but it means a lot to me and it means a lot to everybody here. And I think [what's] most important is to stay true to the plan. Now, within that plan, we have to be flexible. If things aren't working, we have to be able to adjust but really stay true to that making decisions [and] what's best for this organization. We're trying to get this to the point where year-in and year-out we're a highly-competitive team – not the ups and downs. We have a plan and I think we just need to stay true to it.”

(Gus, WR Allen Hurns says he plans to have surgery next week.

What does it say about his toughness that he was able to play through that all year? And how positive do you come away this season from the receiving corps?) “That's one example right there – great toughness. We have other guys that have done that. We just talked about the number of streaks guys played in consecutive games and how many they started, and to do that you have to fight through injuries. But his toughness, I think if you would talk to a lot of the guys on the team, top three, top four toughest guys, Hurns would be in that category.”

(All the franchise records that QB Blake Bortles set this year, but he also winds up leading the league in interceptions. Is that kind of a microcosm of the team also, [with] how far they've come and how far they still have to go?) “Sure. I think if you looked at the offseason ... Now we'll talk to Blake, both ‘Oly’ [Offensive Coordinator Greg Olson], [Quarterbacks Coach] Nathaniel [Hackett] and Blake and I, and we'll go through some things. But I think the biggest thing is for him ... That's why it's so important the continuity. If he can understand now the same offensive scheme, the same concepts, and he can own that, I think the challenge for him is to take even another step and command of the offense – to change the tempo, to do some different things. That's what you see some of the more experienced quarterbacks in the league do, and I think that's really kind of the stride we want to make sure we take a step in that direction. And when you have stronger ownership of the scheme, it allows you to play, you have more answers and it leads to better decisions.”

(Are you willing to move on from some guys?) “I think you always do that. I think that's the one thing that I do appreciate with Dave is that, boy, we really try to fight to not let our egos get involved because if your egos get involved then you make decisions based on who's right rather than what's right. I think any time we see that, sometimes there was the old cliché a couple of years ago for receivers: it takes wide receivers three years to know what receivers are and what they bring to the table. You're competing with some of that. We've had some examples of guys maturing earlier. I think you have to know the time and place to know, it's time. We need to move on. But it's always a challenge. What I appreciate is our conversations about them are, as much as possible, without any ego involved.”

(If you realize a guy isn't a key piece, how much does that set you back?) “You can determine they're not sometimes through competition too. You have a guy that maybe you drafted, someone else comes in and is better. It doesn't mean that you don't appreciate that guy or don't have a role for him, but through competition some guys can move up and down the depth chart. I think that's always a big piece of it.”

(How do you define victory? Will you have to look at it in terms of wins and losses next year?) “Like I said, you have to be real and understand that it is a results-driven league. You look at that part and say how do you want to get the results? We talk in terms of victory in terms of being the best that you can be. You go back and look at it, well, what happened yesterday? Why didn't we win? Well, we weren't our best. It comes back to that. If you're not at your best,

# JAGUARS QUOTES



then the results don't come. That part of it is still the message, and we have to find out how to be our best consistently. We're seeing it in different stages and units, but not collectively as a team consistently. That's the truth. If you're at your best, you have your best opportunities. That part of the message won't change."

(Why do you think you got so little out of Andre Branch and Chris Clemons this year?) "I think there are probably multiple things that you look at. I think that's what you analyze in the offseason, to say how can we get more production out of that end spot? Sometimes it's the push in the middle. Sometimes it's the get-off time. Is it tight enough coverage to allow them to get there? Is it effort? Is it pass rush moves? Is it utilizing their strengths? There are a lot of variables that go into it. Those are all things we have to figure out in the offseason."

(On giving Clemons veterans days off. Did that hurt his production?) "No, I don't think so. I think that sometimes when you get a player that is experienced or up there it's smart to do that to make sure you take care of him so that Sunday he's got his best opportunity."

(What had you frustrated this season?) "Well, the inconsistency. I think you look at the last part of the season and you look at it and go, 'we're in a great situation here, we've got to finish strong,' and we didn't. We had a great opportunity in front of us and we didn't capture it."

(How much of the disappointment yesterday was that you have to face Houston each year with their talent level?) "You're right, physically we didn't play well yesterday. In the League sometimes you can't base it just off of one game. There are multiple examples—Carolina-Atlanta 38-0 or whatever it was and two weeks later Atlanta wins, so I think those things take place. I don't know if one game defines, 'this doesn't look good for the future.' We just didn't play very well and we didn't protect very well. With that you have some chances for turnovers and some not good plays or plays that don't affect it."

(So you don't feel the same way if it was not a divisional opponent?) "Someone else not in our division? Yeah, I think that let's not miss it though. I mean that was a good defensive front and a good secondary so that's the measuring stick. They just won the division so now what do we need to do to ensure that we play at a higher level than that? That part I don't want to say that was just one game. No, no, no. What just took place here? Where do we need to improve on? Let's really evaluate it."

(on your reference to coach speak, is there a disconnect in terms of what you're teaching them?) "No, I see why you say that. I mean coach speak is okay, here's your rules, here's the essence of the defense.' And then there's some plays in there where maybe a split by the wide receiver, a certain formation, requires you to maybe play a different technique within the system and gives you the best opportunity to make that play. To a player to watch enough film to understand that and then use that information and actually play it in the game, that part of it. And I think that's the part that a player needs to do through his film study. It's like if a player watches a play

and says I've got somebody on this guy, this formation gives me a great look and that's an opportunity there. Do I have the flexibility to bail in that formation when I see it? Yes, as long as you don't bail on every formation. It's more of that. That's good, you're taking above it and have the general essence of the defense and trying to take it to another step and that's good."

(On Gratz and House season evaluations) "Let's go through House first. I think House, it was a challenge for him in the beginning of the season. I think to play every play of the game was something that we really challenged him on. I thought that right away we were hard on him. I think he was one of the few guys that had PBUs but we saw some good things in him and wanted to develop him to be a guy that he can move around with whatever receiver we wanted to, so there was a learning curve from him. There were some challenging times there. I think we challenged him on his tackling. I think we mentioned it before about being a willing tackler. He had that struggle about a quarter of the way through the season. But since then I'm really, really pleased with how he's progressed. I think he took it as a challenge. He's a guy that stays after practice every Wednesday and Thursday and tries to get a few more tackles in. I think he took it as a challenge and really improved his game. Overall he has over 20 PBUs, very pleased with his progress. With Gratz he is just where we talked about he needs to take it above coach speak. I think he's staying on top and doing the techniques but now it's about making plays and he needs to see those opportunities, so that's the challenge for him. Gratz has got very good speed. I think his big thing is confidence and I think he probably senses us, that he needs to feel confidence from us to him. He's that type of guy that he feels he seems to play at another level."

(On Mercedes Lewis) "Mercedes, pretty good now. He might be one of our best pass blockers. Now you look at his contributions and say how many catches? How many touchdowns? That might not show up but when you watch it on tape his ability to block at the line of scrimmage and his ability to protect and some of the big plays, even the one yesterday that he had. I thought he caught well and made some really big catches for us. Mercedes is a guy that on the offensive side when you have guys that are having success everybody wants to be a part of that success. Mercedes is no different. When he sees Allen Robinson, Allen Hurns, Julius Thomas have success he wants to be a part of that but he never let that get in the way. He never did. I thought he did a tremendous job leading, he understood his role and it switched up from game to game and what we asked him to do. I thought he always did what was best for the team and didn't let his ego get too involved."

(Do you rely on input on Dave for staff changes? Do you need his approval?) "I'll say this, it all comes back to me. It was never a situation where Shad said, 'Gus this will happen if you do...' that has never been approached. I think to help you is to better understand Dave and my relationship. Dave and I talk about everything. We have. When I hired the staff initially I would go in there and talk. He might not know if he's a great DB coach but he understands people and he might understand some things I'm going through and say, 'Gus I don't know that but think of this.' It's really no different with him when we talk about personnel and players. I think we are very



# JAGUARS QUOTES



open, very communicative and we talk a lot about the situations that we're both going through. Will I talk to him about some of this stuff? Yeah."

(Who's fault is communication issues on the field?) "I look at this, is it the same communication issues that took place week 1, 2, 3, 4, 5, or is it completely different? In that game it was different. They did some things with some calls that challenged us with our communication, so it wasn't like we did that week three and all of a sudden now we're not. It was different some of the things they did, but still unacceptable. Some of that the players would say, 'I saw him break the huddle late and made the wrong close call and tried to change it midstream and it created some confusion.' But we go back to practice and try to simulate that in practice so they're aware of it."

(On players not hearing all the calls made) "That's discipline. That's on coaching because how important is get in the huddle? Don't be six yards from the huddle or if we needed a muddle huddle here's how we've got to pass it on from linebacker to DB to corner. To re-emphasize that, but it's not been an issue 90% or 95% of the time. It was just here so it was a reminder to them."

(Would you be willing to coach the Senior Bowl again?) "Every year is different. There's a lot of benefit from it, there really is. You find out about players, you learn about players and I think it would be a winning edge if we're not coaching it; that would be a sign. If we have the opportunity to go coach it then we'll go coach it."

(Does it work both ways, where it lets you limit the pool a little bit?) "I don't know if you come out of the Senior Bowl going, 'No.' I think you come out of the Senior Bowl saying we need to do more research. I think that's what it helps you find out."

(On corner versus safety traits) "Another good one because there is. It's hard to find a free safety that we're actually looking for. The guy that can run from red line to red line and he can do all these things. It's just hard. It's hard to find one in the fourth or fifth round that you feel like, 'there's that elite guy in the first round,' but so many teams in colleges now are playing split safety and they're not challenging their safeties to play that specific technique. So sometimes you look at corners and you find out do they have a chance because of the speed? The downside sometimes in corners is can they tackle? Are they a willing tackler because when they're a middle safety they've got to make some open-field tackles like we saw yesterday. Yes, you do look at corners and see if they have the trait to play safety. They've got to be able to be at least a willing tackler at the corner spot to even put them in the position at the free safety."

(On Skuta) "Skuta did very well. Here's my one regret with Skuta. Looking at him there was a time in the season where we were going to look at him as a rusher more and then he got hurt. I wish we had more opportunity, whether it was an inside rusher or some aspect of the game. But playing the Otto spot he did a really nice job, special teams nice job. I just wish we could have utilized him more or found a way to at least have a better evaluation of what he could do as a rusher."

(On Marqise Lee being over the injuries) "Well, I've got my fingers crossed. When we looked back at it five weeks or whatever we held him out he's been doing good in practice. In that point in time we'd had five practices with him for the whole time that he's been here so we've gotten more practices out of him now in the last couple of weeks than we did for the year. That part of it was good. He sure feels more confident. I think that part mentally matured him. Now he's got a plan. His plan in the offseason I will have conversations with him. He has an idea of what he wants to do, so hopefully it carries through."

(On Telvin's season and going into year 3) "Telvin at one time was one of the leading tacklers in the NFL and he's very active. I think what Telvin has to understand is the importance of durability and because of that, his size. I think he needs to put more size on and get stronger because it's hard when he's playing the inside position. Certain schemes are more taxing than others. But he's got to be a guy that can play year in and year out and all 16 games at that position. He's got to understand the importance of durability and strength."

(On Jason Myers' season) "It's kind of like our season—there 's ups and downs and good times and bad. He had 20 of 21 field goals or something like that—12 straight. It's kind of what we anticipated. We said we're going to stay strong for him, we believe, we really like his traits and strengths and there's going to be challenging times but if we can stay strong for him we think there's something there. I think that showed towards the end."

(Do you anticipate him taking a huge step forward in year two?) "Yeah, but there's always going to be competition now, especially at that spot, so that's what we had hoped."

(How much tougher is a linebacker to evaluate coming out of college with all of the spread offenses?) "It is because of instincts. You're really trying to find instincts and see the guy that can get around the ball. Sometimes you see it in the pass game a little bit better, like you see a lot of nickel Wills or nickel Mikes, but it's that run game. How effective are they versus the run? It's just like a running back. Can you find a three-down linebacker? A guy that can play all three downs and that's what we're trying to do with Telvin. There's some size things that we're working on but up until this year that game where he got hurt, that's where strength is so important."

(On Greg Olson's Impact evaluation on rest of the coaching staff) "I think when you look at it you look at talent, are they improving and are they responding? All of those things so the same things that you evaluate Greg on and you evaluate everybody on."

(On finding a backup running back to Yeldon in the offseason) "We haven't had that discussion."

(How do you feel about it?) "I think Jonas has got some size things and I think that I'm intrigued with him to see what he can do, so we'll see on that. I think as we evaluate that we will have a better understanding."



# JAGUARS QUOTES



(What did you learn about yourself as a head coach this year?)

“Not only do you evaluate the coaches but you’ve got to evaluate yourself. That’s what I challenge our coaches to bring things to my attention, and I meet with the players, what can we do better? So I think it really challenges your conviction. I think this job it can get to be where your ego does get involved and you can protect yourself and maybe get away from the very essence of what you’re trying to accomplish. I’m not saying that’s easy; that’s hard and you battle that all the time, so I think there’s that area I can even improve on. But providing strength to this team and providing strength to the staff, you can always improve.”

(On making ‘it’s built’ comment) “Sometimes messages you send to the team you want them to know how much you believe in them, and I do believe in them. I do believe in them. We’ve got to keep going and keep challenging them, so I don’t regret that part of it.”

(What didn’t happen that you didn’t win more games by the third year?) “Without a doubt you look at it and say what took place in these games? Sometimes it’s we missed a field goal and there’s other times where we get blown out and you go, what took place there? Every game you can look and say compared to where you were this year to the first year we had multiple one-possession games. I think we all thought those one-possession games we would win. We would win those games. The League is challenging and every year is different. We have a ways to go yet. A lot of good things took place, very pleased with a lot of areas but we still have a lot of work to do.”

(Should you have spent more money in years 2-3 to be further along?) “I just trust Dave and I conversation on how we’re doing it and what we can do. Again, the whole picture is to sustain this and there’s some things we have to do a couple of years down the line too, so it’s important to look ahead like that and that’s more Dave.”

## QUARTERBACK BLAKE BORTLES END-OF-SEASON MEDIA AVAILABILITY MONDAY, JANUARY 4, 2016

(Where do you go from here?) “Home. I met a little bit with Oly this morning and am coming back in tomorrow morning meet with him. We’ll develop a plan, an outline of what we want to do as far as physical stuff with the wide receivers and skill position stuff, and what we can do within the rules and all that stuff to try and continue to learn and get better and progress and grow as an offense.”

(What will you do to work on mechanics?) “Definitely a little bit. I’ll go out there (with Tom House) for sure. Try and figure out the schedule here first and then work in the California stuff around that and going to meet with Tom and those guys out there. That will all be part of what me and Oly discuss and come up with tomorrow and how that schedule works. But not near as much time out there.”

(On increased abilities in the second year of Greg Olson’s offense) “I think so, definitely. I think the longer you’re in the system, the more comfortable you are in it and the more you can do with it. This year, we’re kind of worried about our offense and learning and having an understanding of what we’re supposed to as an individual be doing. And as a quarterback, you try and manage everybody and every position on your side of the ball. The longer you’re in and the better understanding you have of it, the more that allows you to understand what’s going on on the defensive side of the ball and how to attack them. When you know it like the back of your hand, then you can worry about the defense and try and get the offense in the right play.”

(On watching Philip Rivers dictate play at the line of scrimmage) “If you watch any of those older guys that have been around for a long time or been in the system for quite some time, that’s what they do. You see a lot of no-huddle stuff, you see a lot of checks at the line of scrimmage. That’s where I think we want to go, to be able to run it at the line of scrimmage because you can get yourself into the right stuff and you’re never really running any dead plays. That’s the goal and somewhere we want to be in the future.”

(On a lot of players staying in Jacksonville in the offseason) “It’s really good because most of those guys, they enjoy being here. They like working out at the facility and whatever the rules are, if we can throw here or we go to Bishop Kenny or wherever to throw, I think it’s easy. Everyone has a place to live here. We’re kind of close to each other and have a neutral location to meet here and live and continue to watch film on our own. That makes it a lot easier than trying to organize something for a week in a different state. I think that’s really cool and I think that’ll be really good for us this offseason: to get as many of those guys here as we can.”

(On improving your completion percentage) “I think a lot of it is decision-making. Nate (Hackett) kind of has this equation he goes by. It’s broken into completions, down the field and shots. You should be 80, 60, 40, as far as the completion percentage within those categories. I think it’s definitely more decision-making than it is anything physical and taking – the cliché saying taking what the

# JAGUARS QUOTES



defense gives you – but doing stuff like that and understanding, I think which will come, why is Oly calling this play? Is he calling this play to get a completion, is he calling it to take a shot down the field? Developing a better understanding of that and I think that'll be huge this offseason."

(If you're leading the league in 20+ yard completions down the field, how can that percentage go up?) "I think there's a good and a bad to that. It's good because you're creating explosive plays, but it's bad in a sense that you're taking a lot of those shots. That's probably where a lot of incompletions are coming as well. There's nothing wrong with taking those shots. Like I said, as long as you can calculate it and when is this play being called to take that shot and having a reason for doing so."

(Did you say anything to your offensive linemen after the game yesterday?) "It's a tough day. Houston is by far I think one of the best front seven, and really their defensive line is very talented. I think J.J. Watt is one of the best in the league. I think it was, as we said early in the week, a good measuring stick to see how we did. Obviously we didn't play well and they did. I think it was good to see that. You don't ever want to go through that and experience that as an offense but I think it was good to see, okay, this is what we're going to have to block twice a year every year. Give guys a little more motivation or something to get better in the offseason."

(Did you say anything to them to pick them up?) "Yeah, it was all encouragement. You can't really get mad a guy for not being able to block J.J. Watt one-on-one. There aren't a whole lot of guys in the NFL that can do it, if any. It's tough. To make it even harder, they have Whitney Mercilus on the other side, who's a pretty good player, and Clowney didn't even play."

(On double teaming him more) "It's hard, because 59 on the other side is almost just as good. They have a guy that's pretty good too that hasn't dressed out against us either time. I think it's good because we do play them twice a year and they are in our division so we'll be able to spend some time and come up with some stuff."

(How much does it ease mentally to not have to learn a new offense or fix mechanics?) "Huge. I think as well, you go into your first off-season and you have no idea what it's like. You've never had one. In college, you never had one. You work out with the team year round in the summer and spring. You go into it blind and try to figure out a routine. Doing that last year, finding some stuff that I like and some stuff that I didn't like, it will definitely help out this year, but having the stability with Oly and Hackett and our unit is huge for us, not only for me but everybody."

(Is it a natural progression for you to take more ownership of this team?) "I think so. I definitely think so. I think that's part of playing quarterback and on every good, successful team, the quarterback is usually a leader both vocally and through actions and I think that's definitely an area that I need to continue to get better at."

(On Allen Robinson not being satisfied with this season) "I think it speaks to his attitude and mentality and how much of a team guy

he is. He doesn't feel like he's hit his ceiling and he can get better. I think a part of that is also he's upset that we didn't have the results that we wanted, as are the rest of us. I think that whole wide receiver group has that mindset that I can always do better and we can always do better as a group and as a team. So I think it's really good. I think one thing is that we had 35 passing touchdowns this year and I think a lot of it had to do with our scheme and what we did in the red zone and we had big plays. There's a chance that I could never throw for 35 touchdowns in a season again and have way better years than this year. I think that's the same with Allen. He put up ridiculous stats this year and there could be years that he doesn't put up those numbers, but he has way better years. I think it's a tricky thing to deal with when you put up numbers like that."

(How much would you want Chad Henne back?) "Huge. He has become a really good friend, he's really been good for me on the field and off the field. I've learned a ton from him as both a football player and as a man. I've cherished the relationship that we've had and the things we've done. That's obviously up to Gus and Dave and everybody, but I'd love to have him back for sure."

(On Mercedes Lewis' role) "He's been huge. He does a lot of things that nobody really notices. He doesn't get a whole lot of targets or anything like that, but we believe he's the best blocking tight end in the league and we utilize him as such. There were times that we put him one-on-one with J.J. Watt and do stuff like that. We have a lot of confidence in his blocking abilities and we're also able to do stuff down the field, making plays. He had a big one yesterday. He's done that throughout the year and his career. He's been a special player and I thought did a really good job this year with a little bit of a change in his role bringing in Julius. He handled it unbelievably, just like you would ask any professional football player to do. He did an unbelievable job with that."

(On throwing pick-sixes) "I try to just get a couple tackles a year, just to get on the stat sheet. It's kind of weird. I don't really know how to describe it. I don't know if it's unlucky. I know that Schaub had that bad streak in Houston or whatever. I guess it's unlucky. Interceptions are bad no matter you throw them or draw them up. A lot of it was decision-making; talked about it with Hackett this morning. It'll be good to watch all of the interceptions. There are plays where the defender just made a good play and picked it off, that's going to happen. There are a lot of them that were either forced or easily you can take those way. Continuing to do that, the pick-six thing, I don't know. Hopefully they start dropping them or something."

(Is that the only thing tarnishing your stat line?) "Right. Just breaking records, good or bad."

(On getting into a rhythm with Julius Thomas) "I thought we did some good things. I thought he did a lot of good things and got better and grew in the offense. I think we'll continue to get better and continue to work together to find what he really enjoys doing and what he does well and utilize those areas. I think there's definitely a lot of room to the ceiling for sure with him."

# JAGUARS QUOTES

**HEAD COACH GUS BRADLEY  
MEDIA AVAILABILITY  
FRIDAY, JANUARY 22, 2016**

(Opening statement) "It's an exciting day. This has been quite a process. One of the things I'll talk to you [the media] about is we always pride ourselves in being as transparent as possible with you and with our fans. I'll really tell you everything that I can about the process and really how I went about doing it. First and foremost, the objective to me – in visiting with [General Manager] Dave [Caldwell] and [Owner] Shad [Khan] – was that it's very important for us to hire the best possible person for this position. First and foremost, I wanted to take away any personal feelings, wanted to take away any bias that could come in our way and just really wanted to go through the whole process and find out what's best for this organization. My first step was I brought in [longtime NFL defensive coach] Monte Kiffin. Monte Kiffin and I, there's a deep level of trust [in the] relationship that we have. I know he's had a track record of hiring very, very good defensive personnel. Mike Tomlin, Lovie Smith, Herm Edwards – the list goes on and on. I just really trusted him through this whole process. I just brought him in to ask him to sit in on these interviews more as a consultant-type approach. What I told him was, 'The number-one objective here is to hire who is best for our organization where we're at,' and if he could go about it that way, it'd be great. That was first and foremost, so 'Kiff' came onboard with that.

Number two: Todd Wash and I have a really, really strong relationship. It's a relationship that I trust. What I know about Todd Wash is that he will set his ego aside. When he came here from Seattle, I told him that I wanted him to be here, but not as the defensive coordinator. He set that part aside [because] he wanted to be a part of this organization and help. That's just the type of person he is. I asked him to sit in on these interviews, which is unconventional. I approached him the same way as I did [with] Monte Kiffin: I said, 'Washer,' I want you to sit in on these interviews. I want you to listen to what everybody is saying. And our objective is to find what's best for this organization. It may not be you. Our best team might be you as a 'D'-line coach/run game coordinator [and] bring somebody else in. The objective is that we get this right.' And he just sat in there. When we conversed about it, the conversation took place between 'Kiff' and I, Dave Caldwell and I, Shad and I. But I wanted him, in case we did go in a different direction, to understand why. To understand why. And he said, 'I can see why you did that, Gus. I understand. Now, let's roll.' In order to do that, I think you have to have someone that you trust and truly will set aside maybe his intentions – the no agenda part – to do what's best, and I thought he did a fabulous job of that. I think as we [went] that that was really the transparency that we had.

We tried to bring in a diversity [of candidates], a wide variety of guys – personalities, their strengths. I think the one thing that [we felt] in common, I felt like our run game, what we did on defense was heading in the right direction. I think that we made improvement there. If you take a look at the list of candidates that came in, some of them had more of a passing-game background, and that was with that intent for us to take a look at it. But as we went through it, we interviewed a wide variety of candidates, brought

them in. Like if you said to me, 'Gus, was Todd Wash always the frontrunner?' I try not to think that. It was more unbiased. 'Let's find the best. Let's find the best person.' But as we went through it all, it all came back to him. I think what Todd Wash brings is with the run game, the progress that we made. He's a strong leader. He has a strong presence in the defensive meeting room. I did not make it to where, hey, the defensive players thought, 'Hey, we support Todd Wash.' That was not a big priority of mine. It was about his knowledge of the game and his leadership that he would bring in. I think he has all those traits. I think his attention to detail was very much shown in the run game, and we need that same type of detail from the leadership position with the passing game. All those things that we looked at, I came to the conclusion that Todd Wash would best fit this organization."

(Why did you benefit personally from going through this process, as opposed to promoting [Defensive Coordinator] Todd [Wash] right away?) "I did. I thought it was good because we were looking for the best possible situation. By interviewing the number of candidates we did, you talk about competing. You'd say, 'Well, Gus, it took quite a while.' Well, actually when we first started interviewing was last Tuesday was the first interview, and we completed it yesterday. In 10 days we interviewed a wide variety of candidates. I thought it was really good, though. Just to see [and] compare where we are, I think there are some things that I looked at and I said, 'We can improve here.' And there are other things that I thought, 'You know what? Now going through it and watching tape with these guys presenting it, there are a lot of things that we're doing well that maybe I took for granted some of the things that we did defensively. It was just very good learning, as far as that part.' (Did you offer the job to anyone else?) "No."

(Did you believe in your status, having one year left on your contract, had any role in these guys ...) "It'd be naïve for me to say, 'I wonder if that's going to happen or affect anything. But I can say this with all honesty: Everybody that we asked to come in came in. Everybody that came in I felt strongly about. They had a deep, deep interest in this job. Those questions were never brought up. I came away from it like, 'Oh, boy. The perception of this organization is very high.' There is no doubt – I say this [genuinely] – that [Owner] Shad Khan, who he is as an owner is held in high regard out there. [It's the] same thing with [General Manager] Dave Caldwell. I think that I feel like we are tied together and that this is a strong relationship. That part came up, but nothing other than that."

(Do you think the one-year extension will help you in free agency or down the road in some way?) "I don't know. I think it's great. What it can do is it eliminates some distraction, probably more so for the assistants. It's great for them. Very much appreciated. I can tell you it didn't have an effect on hiring a defensive coordinator."

(What kind of changes do you expect going from Bob Babich to Todd Wash?) "I think there's a different personality there. I learned some things about Washer this week having him go through some of it. I think his conviction, his leadership...I think he's looking at this as a great opportunity, and he's going to make the most of it. I think he's strong, very strong. That's what I sensed from him too."



# JAGUARS QUOTES



I've known him for twenty-some years, but when you are interviewing him and putting him in different situations...you see it when you are game planning, but now when he's presenting it and there is no concern with, 'You know what, if I was a coordinator, I'd do it this way.' That's gone. Now tell me how you would do it. He's just very strong, but he's very detailed. That's very important to him, the detail part of the defense.

(You said during the season at times that play calling was a collaborative effort somewhat during the week. How much of a role did he have in that?) "He had a pretty strong role in the run defense, saying, 'Hey this is the fronts I like. This is how we can attack them.' He had a pretty strong role in that. As far as what calls we want up and type of pressures we want up, and then the coordinator implements when to call. So that part is on the coordinator. As far as all the calls and what's going to be up for the defense, that is more of a collaborative effort, but ultimately the coordinator has to make that decision.

(How much consideration did you give to hiring a coordinator, but calling the plays yourself?) "We did look at that. I looked at my involvement. I would say that in the past – and this is one thing I talked to Todd [Wash] about – is that I was involved in some game planning, I was involved in some of the things out on the field, but I went and watched the offense [and] the special teams. I told him I'd like to have more of a presence defensively and come up with a role for that. But that was something that he felt very strongly about, too. He'll make the calls, but I definitely want to be more involved."

(Given the situation that you're in and what [Owner] Shad [Khan] said about expectations next year, does the fact that you have this immense trust level with [Defensive Coordinator Todd] Wash play a significant role in the decision, too?) "No, what I would say is this, though ... I think that what I did learn is this: When you have a system that you feel strongly about and you have a coach come in and learn that system and call it, that's tough. Generally what you do is you hire a coordinator and allow them to come in and run their system, because they know all the ins and outs. And, really with [Former Defensive Coordinator] Bob's [Babich] situation, he came in and learned a system. He did a great job learning it, but I think all the little things right there in this where it was important like 'Washer' and [Linebackers Coach] Robert Saleh, myself, and that's why I told you, 'You know what? I think that's where I feel I could've been stronger to help him with that part of it.' That part with 'Washer,' knowing the system and knowing it really well, did that have an impact? Yes. I think whenever you have three years, because continuity, it's like, you say, 'Gus, I could sit up and argue the fact that we've been in this system three years now. Boy, I don't want to lose that part, and that's how you have the best chance of being successful.' Well, that's not necessarily true, because we did it offensively, right? We switched offensive systems and in one year we saw great improvement. It doesn't mean that it can't be done, but I think our chances are better and for our players the continuity in learning a system. But there are going to be some changes now. You're going to see some things that we need to change, but the base principles will be there."

(Speaking of system, people are already saying you're getting caught up with Seattle.) "Caught up with Seattle in what way?"

(And your defense and people scoring on them, that type of thing.) "Well, I think they're [ranked] number one or number two in the league."

(But they weren't as dominant as they've been in the past.) "I don't know. There are some things that we look at. Sometimes it's hard to get caught up in stats and where we're at. I saw a stat the other day they brought to my attention: We're in the top 10 on first and second down on defense. On first down we're like sixth, on second down we're like 11th, and total on first and second down we're in the top 10, and we were dead last on third down. So, it's like, 'OK, that makes sense.' I think we were pretty high versus the run and first and second down. Alright, we saw progress there, and you felt it on first and second down. We had issues on third down. We have to get those things corrected. And the red zone, we can be better in the red zone. But I'm not sitting here saying, 'Boy, we're terrible on first and second down, and third down, and red zone, and goal line, and we've got a mess.' There are some things that we did pretty well, but there are some issues that we need to get cleaned up."

(Bringing [longtime NFL coach] Monte [Kiffin] into this process, did it benefit you as much as you thought it would?) "Yes, it did. I thought he helped in many ways. I put him on some things, some coaches to talk to find out more information. Ultimately, I made the decision. But I just used him and visited with him about certain things in what I was look to do. He wasn't overbearing or anything. Most of the time he just sat and listened and would ask a couple questions, but there were some good thoughts behind it."

(Will you work with longtime NFL coach Monte Kiffin again in the future?) "Right now he's in the building. I told him to look at some plays while he's here, but he's going back tomorrow."

(You interviewed coaches with pass-coverage experience. Did you get any new perspective on your pass coverage?) "Yes, I did. I'll tell you, for example, one of the things that you learn is that you try to find out what's non-negotiable. Like if you ask a coach, what are three things that are non-negotiable for you as a coach? 'Well, I believe in this, this and this. I believe in eliminating explosive plays, stopping the run and getting takeaways.' You say, 'Great, now let's watch it on tape. Let me see if what you are saying is true on tape.' If you say, 'We're going to limit explosives, and that's what I believe in and that's non-negotiable,' and you are last in the league in explosives, it doesn't match. It doesn't match. So one of things I've seen going through it...I think at times I saw that and I think there's time I'd say, 'Well wait a minute. What are the things that we're non-negotiable on?' One of the things is read technique with our corners, and going back and looking I said, 'We say that, and I watch it and it is true.' I thought that confirmed that we said that's what we wanted to become and for the most part I think we played pretty good read technique. Now there are some other things we need to get cleaned up, so I did learn some things like that about us." (Will Todd Wash's presence in front of the defense be different than Bob Babich's?) "Yes. I think that both of them have their strengths

# JAGUARS QUOTES



and it's just a different view. I think Washer is more detailed on certain aspects. His things that are non-negotiable are probably different than maybe Bob (Babich) and some things that he feels strongly about. For Washer and I it's more closely aligned. We worked together in Seattle so we're very similar as far as our approach to it. Our conversations are more straightforward."

(What did you see from (Todd Wash) this year that said he was ready for this next step?) "I think I'm glad I put him in the run game coordinator position because I think it gave him ownership of that. He's always been pretty strong and pretty demanding, but to see him take ownership of that and take it on the field, I think that gave me a stronger sense of where he's at."

(Can you go into details on what you expect will change on defense?) "I think you see we've repositioned some coaches. For example, Mike Rutenberg moved from assistant DB coach to (offensive) assistant. There will be more projects and things like that, like specifically third down situations. We hired Daniel Bullocks, former player in the League, coached at Northern Iowa and Eastern Michigan, very well thought of. Brought him in here and did a very good job. I think there's a certain presence he'll bring to the (defensive backs) room. So some changes taking place within the staff and repositioning staff is first and foremost. The other things we look at is when you have guys like Dante Fowler or some rush, you try to look at guys like that and put them in the best position to rush. So there might be some changes scheme-wise that way, within some of the same principles but alignments and what we ask them to do...that part you could see some changes as well."

(Will you look outside the organization for a new defensive line coach?) "We're not there yet. I think we'll take a look and move slow on that, see how it goes. There's coaches...you know Rod Marinelli is a 'D'-line coach and defensive coordinator. Guys have done it – Dan Quinn helped with the 'D'-line as the defensive coordinator. So we'll take a look at it and see."

(Do you think it would be advantageous to put a first-time coordinator in charge of the defensive line as well?) "Well, you know the one thing I think it's true in saying is Todd Wash has respected the defensive line room. I think he's done a great job and the perception of Todd Wash is he's a very talented 'D'-line coach. One of my hesitations was if he was the defensive coordinator, I don't want to go from an A-minus 'D'-line coach to a C 'D'-line coach. I don't want weaken that in order to strengthen. So that's why I'm looking at that. Right now it's like, "OK, can we do this where he's defensive coordinator and coaching the defensive line?" Could there be somebody? It would have to be somebody who we think is very talented to go into that room and coach that."

(Thoughts on the other coaching changes?) "Tony Sorrentino, he really was the assistant wide receivers coach. That's what he did. He had of impact with those guys in the room, had a lot in the meetings, so that's just the truth of what his title is. The same with Aaron Whitecotton. He was with Washer and helped the defensive line. He was really an assistant 'D'-line coach."

(Can you understand why fans have the right to expect a winning record?) "Sure. I get that. The expectations is, 'Hey Gus, you are getting better but stronger, man, stronger!' I get all that, and I can appreciate that. Believe me, we're doing the same thing in this building. We're trying to find a way to speed this thing up and get to where we're playing more consistently, and all those things. I completely understand that part."

(Do you think getting this 1-year extension will help in terms of free agency or is this more about the limiting locker room distractions?) "I don't know how much impact it will have on the locker room. I guess some people say if it's in your last year now discipline becomes an issue. I don't know that with our guys. I don't perceive that would be an issue, but I think free agency, what it does show is the commitment Shad (Khan) and Dave (Caldwell) make and the belief they have in this coaching staff. Now there I don't want to be naïve and think that's pretty strong now. What Shad (Khan) and Dave (Caldwell) are doing now is saying, 'We believe it's coming together. We believe strongly in this staff. We believe in the direction. We believe so much that we're going to give a year extension.' That's pretty strong now. That's very strong. Going back to free agency, I'm sure it will. I'm sure they will appreciate that. I'm sure our players appreciate that. I know you get texts from players saying, 'That's awesome! That's great!' Obviously it has an impact. Let's go coach, man. It's great. I appreciate that. Our staff appreciates that. Could it limit distractions? Yeah, I think it does limit distractions. I think for an assistant coach, that's not even in their mindset now. They know that, 'ok, I'm not worried about some things that could happen. I just have to work and go from there.'"

(How surprised were you that Dave Caldwell approached you with this extension?) "I just thought it was great. I was thinking more for the assistants. I said, 'I think that's great, awesome, that you would think about that, and I'm sure the assistants will really appreciate it.'"

(When did they have the first conversation with you about this?) "I'm not sure. It wasn't yesterday or the day before. (It's been since the end of the season?) Yes, it was after the season, but I didn't talk to the guys I was interviewing about it."

(Did they all get extensions to? You and all the assistants?) "Yes. I mean, it's unbelievable isn't it?"

(How out of the box is it to have Todd (Wash) in the room and where did you even get the idea?) "I know. I think it is out of the box because I've got calls from people saying, 'Gus, last year with the offensive coordinators you had three guys in here at the same time. Who does that? And now here's a guy that probably feels strongly about getting the job and you're having him sit through these guys?' I got two phone calls from coaches that said, 'That's unbelievable. That tells me something about Todd Wash.' If I heard it once or twice...they said, 'Much respect to Wash. Much respect. If he has enough humility to sit in there and do what he thinks best for the organization and take it as learning opportunity, I mean, who does that?' I said, 'I know.' It's probably on me to thrust him in that situation, but if you ask him now he would say, 'Wow, that's great



# JAGUARS QUOTES



teaching. To sit in there and hear guys talk.' He's sitting there going, 'Well I wouldn't do it that way. I would do it this way. Or you know what, that guy is pretty good Gus. I can see where this could be a good fit. I could work with that guy.' And I said, 'That's good. That's good.' Conversations like that. I would say these two coaches that called me and said, 'Much respect for Todd Wash,' I would say the same. For what I put him through and had him do, much respect."

(Does it give (Todd Wash) an advantage to listen to what everyone else is saying?) "I think what it does is he sat in there and it was like, I think he is so important to this defense, he is so important in this staff that I think I wanted to be transparent with him. 'Hey, Washer – we decided to go with "Joe" here. And you sat there and heard it, and you understand why.' 'I got you, Gus. I got you. Now, let's move forward to where, "Oh, why did you do that? I trust you, but there was anything I could have ...?" 'You heard him. It jumped out at you. This guy was unbelievable. We said we were going to do what's best for the organization – that's why we did this.' I was thinking more of that to say, 'I want you to be aware of it. Why? I mean, the friendship – Bob Babich is a very, very good friend of mine. Very good. That was hard to do, but it's ultimately, just like I told Washer, I said, 'We have an obligation to do what's best for this organization. I have an obligation to do what's best for these fans. These fans are counting on us to be put the best staff together and do what's right for this team. And not only that, the players in the locker room are counting on this. I mean, I love you to death, but we have to do what's right, and we have to get this right.' And so, that's why we went through this process."

(Gus, would you have done that with somebody you didn't know for 20 years?) "Probably not. I would've thought if it would've been sensitive and insecure. Yeah, you're right, I probably wouldn't have done it."

(When did you get the idea?) "I thought about that. I just said, 'How would you feel about this?' Because he's a confidant and I trust him and I know how he's wired. He ultimately wants what's best for this organization, too. One thing I know about Todd Wash is he has no ego. I know that about him, so I knew this would be okay. Now, I'm not sure – you'd have to ask him ... He might. I know he told me that it was hard, but it was a good learning experience."

(Switching gears just a second to the Senior Bowl, how much preparation have you been able to put towards that, and do you have any impression of the roster that you have?) "The staff in there now, that's what they've been doing the last couple of days, putting together and looking at the roster and stuff. We have another meeting this afternoon to go through the roster. I know that it can change – some guys might pull out and come back, add parts. To be honest with you, I've had a chance to kind of glimpse the roster and look at the base set-up of the practices, but then after that hopefully over the next couple of days that what I'll get caught up with."

(How did you make the connection with Daniel Bullocks?) "Unique story now. There's a coach, Jimmy Burrow, is at Ohio University. Jimmy Burrow was the coordinator at North Dakota State when I was there. He played at Nebraska. Monte Kiffin called Jimmy Burrow

and said he was looking for a quality control coach, a guy that could be a linebacker coach. Do you have anybody in mind? He said yes I do, Gus Bradley. Kiffin said, who's Gus Bradley? Kiffin made a bunch of phone calls, told Jon Gruden, let's bring him in. They interviewed me, I got the job. I told Kiffin, I think we need to get a defensive backs assistant coach. I need to put you on something. I want you to find a guy. He calls Jimmy Burrow. Jimmy Burrow says I don't know this guy very well, I've heard great things about him. He's at Eastern Michigan right now. He's someone you should do some research on. So Kiffin, like he does, calls 15 to 20 coaches and came to me and said, we may have found somebody worthy of bringing in. I talked to him, I talked to some other coaches about him. We brought him in and he did a great job. He did a great job. Next thing you know, we hired him. That's a unique deal. The same day that called on me, that was 20 years ago or wherever, no not 20. In 2006. He did the same with this. Kind of a cool story. I interviewed him and DeWayne Walker talked to him. I had a couple guys talk to him. Wash talked to him. He just left last night. He'll be back. He'll be here for the Senior Bowl. Young defensive back coach, played in the league, has a presence about him. Pretty strong. I think by moving Ruty to his strength and bringing this in, there's some change there. It's going to feel different in that secondary room and I'm excited to see how that takes place."

(Do you switch anything up for this Senior Bowl trip?) "Some of the schedule is pretty set because it's what teams want to see. We want to see one-on-ones. We want to see this. What's in that structure, we'll change some things up and look at things. It's pretty good now. I would say that the Senior Bowl, when you say, hey, do you want to coach the Senior Bowl? Some guys go, here we go. But when you're there and you're coaching it, it's unbelievable. You find some things out. You find some things about guys that you really like and then I think you find some things out that you say, I think you have to be careful that you don't jump to conclusions. It's just a piece of the puzzle. There's a lot of good information, a lot of good information. We get a chance to visit with both teams. To me, who does it help? It helps all of us. It helps our organization. It helps as coaches. It really helps Dave and his staff. We can knock out 80 guys or 90 guys or however many it is. That part is great."

# JAGUARS QUOTES



**DEFENSIVE COORDINATOR TODD WASH**  
**MEDIA AVAILABILITY**  
**FRIDAY, JANUARY 22, 2016**

(What was the process like for you?) "It was very interesting. It's something that I've never been through before, had searches where I was the candidate, outside coming in. But I've never been a candidate in-house. Sitting in on the interviews was a learning experience, it was a humbling experience. I've very excited that it turned out like it did because I think the most important thing, and Gus and I talked about this a lot, whatever is best for Jacksonville and our fans, Shad, Dave. That's the decision he should make. I had a great job coaching the defensive line. If this is best for the organization then let's do it. If not, I'll continue to bust my hump and be the best darn d-line coach I can be. It was a humbling experience."

(How many changes do you think you'll bring to the defense?) "I respect the heck out of Bob (Babich). I've learned a lot from Bob, not just coaching here, but coaching at North Dakota State with him. There's going to be a mentality to our defense. I think it's going to be a situation where we're going to play with great toughness, great effort and we're going to play disciplined. I think that's some of the things that we did not do as a unit. That starts with me also. I don't float in the gray. I really don't. I think everything is black and white. Our players know that. Our d-line definitely knows that. That's the approach for the run game last year and I think they want that. Our players want discipline and detail. That's one thing that they'll definitely get with me."

(How much involvement did you have with the defensive line rotation?) "I controlled all of that. Who plays, when they play and how much they play. We try to keep guys fresh as we can all the way through the fourth quarter. That was one of my responsibilities that I had."

(What was your reaction when Gus asked you to sit in on interviews?) "I think my first question was why? Why do I need to that? I'll take my time when it's my time. He values my opinion on things, which is nice to have a head coach that values your opinion. Like I said, it was interesting. I did learn a lot. There's something that we picked up scheme-wise, which is really going to help us, we feel as a defense. I enjoyed the process. Stressful process, I would say. Not pressure, stress, as Gus would say. It's a good process and I'm glad it's done. I'm excited about it."

(Did you feel like it was your job to lose?) "No. I didn't. We sat down and talked from the get-go that you're a candidate and that's it. One thing that Gus knows about me is don't beat around the bush and I said straight from the start, a candidate? He said yes. That is it. You are just a candidate. You have to prove to us and the organization that you're the man that we want for the job. Apparently I did it and I'm very excited about it."

(Do you think it would have happened if you didn't know each other so well?) "Probably not. Our relationship is special. At certain times in our career, we've been together and it's time for us to depart, also. We love each other dearly, but at the same time, we know we have to do what's best for the organization."

(Was it ever awkward sitting in the same room as the other candidates?) "I don't know about awkward. Uncomfortable. It was uncomfortable. In the back of your mind, I think it's human nature, you want to be the defensive coordinator. You think you can do a great job at it. When you see other people who are very good coaches, well-established coaches and you respect them, you know they could do a good job too. It's up to the organization to make the decision."

(Are you ready for the challenge?) "Every assistant coach we have on defense. It's not just me coming in and taking control and doing everything myself. We have a great staff that we put together and that we can possibly add more from here on out. I'm excited. I'm ready for the challenge. I can't wait to get to the Senior Bowl, start evaluating all those players. Get back here with our schemes and cut-ups and figure out exactly puts our players in the best position to be successful."

(On expectations for the defense next year) "I'm not going to get caught up in the stats and all that stuff. I just know that we're going to play more disciplined that we have and we're going to play assignment-sound football. I think that starts with me holding people accountable. Not only our players, but our coaches. I don't float in the gray. Very black and white for me and our coaches know that. If it's not getting done, I'm probably not going to be too happy about it. At the same time, we have great coaches and some very good players that allow us to make these strides so we can continue to get better."

(Did you ever feel that this promotion may come sooner?) "I've learned a lot. I think that's the biggest thing. My philosophy is basically, I want to work, learn and grow every day. If that's through other people, through experiences, whatever it may be. I think these last three years have allowed me to do that. You're also, as a coordinator, you're going to put your own little touches on things. What you feel, how you want the defense to look. There will be some changes."

(On his definition of discipline) "It's not penalties to me. You want to be penalty-free, but just the assignment and details and fundamentals. We have to execute that stuff better to have this package to work. It's a very precise package. For us to be able to execute it, we have to be on our job."

(How would you feel if you didn't call the plays?) "If Gus thought that was the best for the organization and for our team, I'm good with that. I left Seattle as the d-line coach and came here as the d-line coach. I came because I wanted to help Gus. To me, it doesn't matter. If he wants to call the plays, he can call the plays. All I care is that we continue to get better for the organization, Shad and the community. We have to continue to get better, wherever that is."

(How confident are you in the scheme?) "Our scheme is not broke. This scheme is not broke. It shows that some teams implemented a year ago in some other places and they jumped drastically in stats and all that kind of stuff. We just have to fix some things. We have to be able to implement it a little bit more and put our players in

# JAGUARS QUOTES



position to make plays because really it's a players' league. We have to get them ready during the week and on Sunday, they have to go out and just execute and be able to make plays. We have to put them in position to do that."

(On the pass rush) "It was a little frustrating. Any time you lose a player like Sen'Derrick Marks, I think he only played three games. That's 8.5 sacks I think he had a year ago. We didn't get the stuff inside to help the outside guys at times and we didn't have the outside stuff to help the inside guys. It was frustrating during the year and we tried to do some things blitz-wise and all that to be able to affect the quarterback. Maybe it wasn't as strong as it needed to be. For us, we have to be able to evaluate what players we have up front through free agency, the draft, the ones we have in the building. What can we do to put them in position to be successful? There's a lot of studying to be done in the offseason on third downs. We have to be able to figure out why we were not successful on third downs. If you look at it, the teams that were top 10 in third down also were, seven out of the 10 were top 10 in quarterback disruption. There's a correlation between disrupting the quarterback and third down. That's something that we really need to work on here in the offseason. That's our number one project. We have to figure out third down."

(On Daniel Bullocks) "I was fortunate to sit in on everything. He is a strong personality, which, once again, I really like that. I want you to have confidence when you step up in front of our room, demand detail and fundamentals. He does all of that. I'm very excited about having Daniel here along with the rest of our staff. We have some good coaches, a couple of us have been in the system now quite a while. I think we can get this system cleaned up and ready to go."

(Have you met him before?) "No. It's a situation of Monte Kiffin, he has hired some great people over the years. We have a correlation with a guy that knows him that I've cliniced with and stuff around the country at times. We just need our backgrounds and figured out and brought him. He did a phenomenal job."

(What is the guy Kiffin called doing now?) "He's a head coach in college."

(Which college?) "Ohio."

(On changes with Dante Fowler Jr.) "We're not scraping the LEO. We're not changing the LEO. There are things, once again, that we do our studies. We've already been, vacation, there wasn't one this year, which is awesome. We started studying how to put him in some different positions to be successful and really stress the offensive line and the offensive quarterback or whoever you want to say. We have to make sure that we put him in position to be successful, not just standing up out there or putting his hand down. At the same time, we have to stay within our package and put him in a position. He's an explosive player. I think it hurt when we lost him a year ago. You saw some of the issues that we had because Dante wasn't here. He's busting his hind end, working out, body is already starting to change. You can see the determination he has to come back from this injury. I can't wait to put my hands on him. That's

some of the reasons that I'm excited to help with the defensive line with Aaron so I can continue to help that development up front."

(He won't be in the same spot every single down?) "No, he won't be."

(Has there been any consideration to use him at OTTO?) "Not the OTTO position on things that we do. We'll get into the scheme stuff, he might line up at that position but he won't be called the OTTO. Something like that."

(How many fresh eyes do you have looking at the secondary and linebackers?) "I wouldn't say I was studying it. I have coached linebackers for seven years also. It's a situation where the only thing I haven't coached is corners. That's a different position in itself and that's why we have DeWayne Walker. He's easily one of the best read technician coaches in the league. That's why it was so important to have DeWayne part of our staff with our read package. I look at it, I study it, it's something that in the run game, I have to know exactly what they're doing, how they fit and all that kind of stuff. In the pass game, it's been a process since I started out as a d-line coach, went to a coordinator. You have to be able to learn and study it all. Even though you're the defensive line coach, you have aspirations to be in this role, you have to learn that stuff. You spend a lot of time with coaches in the offseason. With Coach Kiffin, he's been a great leader for me and learning and being on the details. It's a situation that I have to watch that closer because I do know what's going on up front, but I have to make sure that we get everything addressed all the way through the whole defense, top to bottom."

(Will you coach defensive line too?) "There's a possibility of me coaching defensive line also, yes."

(On the linebackers coach) "(Robert) Saleh is very educated in the system, which is, once again, Gus and I sat down and we talked about staff. I think we have a very good staff. Saleh is very strong in what he believes in also and the fundamentals and the way this package should be executed. I feel very strong with that. Scottie Hazelton is our assistant linebacker coach. He has been a lot of different places. I've coached with him before Jacksonville. He's strong in his beliefs. He's ran this same package at a college level. We're excited about those two coming back. They've done a great job of working together. You have to be concerned about egos when you have two strong leaders in the room at the same time. They've done an excellent job of working together and making sure those guys play well together."

(Do you envision any other position changes?) "As players, we're going to do, once we get in the cut-ups, once we get back from Senior Bowl, we'll go through and we'll see what their strengths and weaknesses are. Do they need a position change? Would it help our package? At that point in time, we'll make a decision. That's always an option of can a guy play better here and impact the game better at a different position. If that's the case, he will move and we'll continue."

(You don't have anyone in mind that you thought may change?)

# JAGUARS QUOTES



“We have some things in mind. You have to have communication with the players, the coaches, Gus and I, and all that kind of stuff. At this point in time, we’ll leave that one alone.”

(Is it tougher for offenses to prepare for a guy that isn’t lined up at the same position?) “And match-ups. Try to get him in a situation where he’s one-on-one with somebody and put other guys in other positions where they can’t just slide to him. We’re trying to put him in position. It could be over any of the fives guys up front to allow him to be successful and show what he’s really able to do. He’s a phenomenal athlete and player. He’s working hard to get back to where he was. We just to put him in position to show those talents.”

(On Telvin Smith) “When I talk about toughness, I’m not necessarily talking about big and strong and all of that. It’s the mental make-up and it’s the physical make-up of how they play. You don’t have to be 260 to be a solid linebacker. We don’t ask Telvin to do that. We like him to play in space, play to his athleticism. He does that for us. We’re not asking him to get 240 pounds and become a downhill linebacker. That’s not what we drafted Telvin for. We drafted him for his athleticism and playing in space. He’s done a real nice job for that for us.”

(Do you think there’s a durability issue with him?) “I think it’s up to the strength coach, what is his best body weight so he can control his movement and athleticism. We’re in sub packages 60 percent of the time, so he has to be able to run and play in space. Can you do that at 225 instead of 212? If he can do that, it will only be better for him and lengthening his career and being healthy.”  
(There is not weight mandate?) “No.”

(You talked about discipline, and obviously there were times [when the defense struggled with that this season]. What’s your style to get discipline? Do you yell at people? How do you get more discipline?) “Well, I think a lot of is you have to coach them first so they know what you’re asking them. It’s not like where you sit and say, ‘I’d kind of like you to do this.’ Once again, I don’t communicate like that. You will align here, and that’s where you will align. It’s not gray to me. Once they know, then you can hold them accountable. They’re going to understand that my interest as a coach for them is to get them better to help them. If they understand that, how demanding we are or what our style of accountability, they understand that we have the best interest of them. I think our defensive line knows that. And now I have to be able to give that, and the players have to understand who I am as a person so they know I don’t mess in the gray, I guess. I don’t know how else to say it for you.”

(You said you have to put your good players in position [to succeed]. Who are your good players? Who do you consider a good player?) “We have a lot of them. I think it’s a situation for us, even ones that maybe some people say they’re not very good – maybe they’re not in position to make plays. But I think we have a lot of good players and we have the ability to bring some more good players in to create competition. Once we get that done, I think people will be able to see really who our good players are.”

(This might be a little off topic, but how often do you get confused for [Head Coach] Gus [Bradley] when you’re out?) “A lot. And I don’t understand it because I’m better looking. (laughter) But it was funny in the search process my picture would go up with his name underneath it. And my wife was like, ‘You don’t look anything like that.’ So, it’s a situation. We’ll be sitting out ... If I have my family there then they know I don’t have as many kids, but we caught looking the same but I don’t think we are.”

(How many times do you go with it [the comparison to Head Coach Gus Bradley]?) “Never, no. They’ll come up and say something and I’ll say, ‘I’m not who you think I am. I work for him.’ That’s what I say.” (laughter)

(It’s going to happen more, though, because now you’re in a more high-profile position here. There will be more pictures and all that other stuff.) “Yeah, I don’t really think about that, to be honest with you.”

(What are you looking for in a free safety?) “We have to be able to have a guy that can have some range back there. I think we have two or three safeties now that can run and be effective. But the biggest thing is they have to be able to cover ground in the things that we do in our package. We’re looking for speed, intelligence and, once again, we have some of those guys on our grass, [but] we just need to get some things cleaned up with them.”

([General Manager] Dave [Caldwell] said that position might be harder to find than, maybe as far as a really good one, than a franchise quarterback. Do you kind of share that sentiment? How hard is it in this day and age with spread offenses in college football to find that free safety that you guys need in your scheme?) “Right, I think it’s hard to find a franchise player at any position. A franchise player is a franchise player. (Reporter: “Well, even like a good player.”) It’s difficult to find just players that fit your scheme, and that comes back to us and our personnel department who has done a great job of getting people in front of us. But the free safety position, it’s tough to find. At the same time, we have to keep working on finding it, keep working with the guys we have because I think we have a couple guys that are talented there now. We just have to keep working and developing young players to be that type of player. But it’s tough to find any franchise player.”

(Do you think S James Sample is a free or a strong [safety]?) “We’re going to figure it out once we get through it. We didn’t get to work with him a lot because of the injury and stuff. I know we’re excited about working with him. I do know that.”

(You said earlier the number one project in the offseason is to fix the third-down issues. If you’re in a room with S Johnathan Cyprien, what are you telling him his number one project should be this offseason?) “Get better, and we’ll be more specific with him. But he needs to continue to get better. He has everything you need to have to be a quality football player, and it’s our job as coaches, with myself, [Defensive Backs Coach] DeWayne Walker and [Assistant Defensive Backs Coach] Daniel [Bullocks] to get that out of him. That will be a conversation that we have because ‘Cyp’ is a good player –



# JAGUARS QUOTES



we have to make him better.”

(What was he not doing? Was it a matter of tackling better, taking better angles on plays or do you not want to get that specific?) “Yeah, I would rather not get that specific. I think as a coach, if I have stuff I want to talk to a player about, or whatever it may be, a coach, whatever it may be, I’m going to talk to them first. I owe that to them and I would expect the same thing for them. If they have an issue with me I hope [they] come to me. That’s the accountability and the trust that we have to develop as a coaching staff with our players, and we owe that to them.”

(You talked about the system, the scheme not being broken. How critical is it for this scheme to have the Leo to bring the pressure on early downs and have that free safety be able to go sideline-to-sideline? Are those two keys for this scheme to work?) “Yeah, they’re key components. Along with it, you have to have a disruptive three technique. Did it hurt losing Sen’Derrick [Marks]? Yeah, he was a disruptive player for us. But those two positions are very important, as is the Mike linebacker to get us all straight and lined up; so is the strong safety with all the run fits in the box; so is the nose guard taking on a bump. Every position is important, but we just have to continue to develop our players, and I think we have a chance to do that.”

(Are you worried that ACL is often a two-year injury? The first year back they’re not quite what they were before. It takes two years to get back to where they were.) “[Sen’Derrick Marks] had it at a good time if he got it. It was right away. We’ll get actually almost a year-and-a-half with it, right? So, it’s a situation [where] he’s going to have plenty of time. He’ll be able to go out and go through OTAs [organized team activities], go through training camp. Sen’Derrick didn’t even get an opportunity to do that. I think his development will be a little bit faster, and then plus his work ethic in the offseason here, great job. Our strength staff has done – [Head Athletic Trainer] Scott [Trulock] and our trainers – with the ability they’ve done with him to get him where he’s at now is great. So, we’re going to be excited and I think he’ll get back as fast as we need him to.”

(It’s no secret that you guys are going to go pretty heavy in free agency and in the draft on the defensive side of the ball. How exciting is that for you, and do you expect to be a little more involved in maybe the process of evaluating talent?) “Yeah, I’ve already sat down with [Director of Player Personnel] Chris [Polian] to get the list and start all that stuff. I got that early this morning. But I’m excited about everything, to be honest with you. I’m excited about working with the players. The CBA [Collective Bargaining Agreement] doesn’t allow us to do that as quick as you would like, but that’s the rules that we have to live by. I’m excited about going to Mobile, [Alabama, for the Senior Bowl], to be honest with you. A lot of people don’t look at Mobile as a positive thing. We get a step up on evaluating, being in the room with these young men, getting to know them a lot better than 30 other coaching staffs get to. So, we’re excited about that and we know we have eight draft picks. If it’s on the defensive side, great; if it’s on the offensive side, great. Let’s just make sure that we continue to get good players like we

have been and continue to improve. I’m excited about a lot of stuff.”

(Will you coach on game day in the box or on the sideline?) “Sideline.”





# **GAME SUMMARIES**

**2015 SEASON IN REVIEW**



# JAGUARS PLAYER BIOS

## SEASON IN REVIEW






# TYSON ALUALU

## 93 TYSON ALUALU

DEFENSIVE END  
6-3 310 LBS.  
CALIFORNIA  
BORN MAY 12, 1987  
HONOLULU, HAWAII  
ACQ: 1ST ROUND OF 2010 DRAFT (10TH)  
EXP: 6TH YEAR



**GAMES PLAYED/STARTED:** 2010 (16/16), 2011 (16/16), 2012 (16/16), 2013 (16/16), 2014 (16/0), 2015 (16/13)

**NFL TOTALS:** 96 games, 77 starts

**POSTSEASON TOTALS:** 0 games, 0 starts

**TRANSACTIONS:** Originally drafted by Jacksonville in the first round (10th overall) of the 2010 draft.

**PRO:** Former first-round pick started all 64 games (48 at DT, 16 at DE) to begin his career, tied for the sixth-longest streak for consecutive starts in franchise history, and has played in all 96 games, tied for the third-longest streak for consecutive games played in franchise history ... Career totals include 340 tackles (194 solo), 15.0 sacks, 25 tackles for loss, eight passes defended and two fumble recoveries ... Has 74 career QB pressures with 20 as a rookie, 22 in 2011, 13 in 2012, eight in 2013, five in 2014 and eight in 2015 ... Posted career-high 3.5 sacks in 2010 and 2012 ... Was the only defensive player to start all 16 games for the Jaguars from 2010-13 ... Joined Terrance Knighton as only two defensive linemen in franchise history to start all 16 games as a rookie ... Became first player drafted by the Jaguars from the University of California and was highest drafted player in school history since Andre Carter was taken with the seventh overall pick by San Francisco in 2001... Was one of five defensive tackles taken in the first round and the third overall, behind Ndamukong Suh and Gerald McCoy ... Played in 2010 Senior Bowl and recorded a sack ... Last name pronounced AH-lu AH-lu ...

**2015:** Played in all 16 games for the sixth consecutive season, starting 13, and totaled 26 tackles (18 solo), including six tackles for loss, two sacks and two passes defended ... **9/13 vs. CAR:** Started at DT, recording two tackles (two solo) ... **9/20 vs. MIA:** Made one tackle (one solo) and recorded one QB hurry ... Also made his first career reception for three yards to pick up a first down ... **9/27 at N.E.:** Made one tackle in his third start of the season ... **10/4 at IND:** Started at DT and made two tackles (one solo) ... **10/11 at T.B.:** Started at DT, playing in his 85th consecutive game, recording four tackles (four solo), including his 20th career tackle for loss ... **10/18 vs. HOU:** Made one tackle (one solo) ... **10/25 vs. BUF:** Made one tackle (one solo), including first sack of the season ... **11/8 at NYJ:** Made three tackles ... **11/15 at BAL:** Recorded two tackles (one solo), including his second career fumble recovery ... **11/19 vs. TEN:** Started at DT and registered one tackle for loss ... **11/29 vs. S.D.:** Saw action at DT in his 91st consecutive game ... **12/6 at TEN:** Posted two tackles (two solo), 2.0 tackles for loss and 1.0 sack ... Added one reception for 16 yards ... **12/13 vs. IND:** Started at DT and made one tackle (one solo) and one pass defended ... **12/20 vs. ATL:** Started at DT and tallied one pass defended ... **12/27 at N.O.:** Started at DT, playing in his 95th consecutive game, and made two tackles (two solo), including one tackle for loss ... Blocked a fourth-quarter field goal attempt from Kai Forbath ... **1/3 at HOU:** Started at DT and tallied three tackles (one solo) ...

**2014:** Played all 16 games as part of DL rotation and totaled 30 tackles (13 solo), two sacks, two tackles for loss and five QB hits ... **9/14 at WAS:** Tied for second on the team with a season-high seven tackles (three solo) ... **10/26 vs. MIA:** Had three tackles (two solo) and one QB hit ... **11/2 at CIN:** Totaled four assisted tackles ... **11/30 vs. NYG:** Registered first sack of the season, taking down Eli Manning for a one-yard loss in the fourth quarter. Finished with two QB pressures ... **12/14 at BAL:** Had four tackles in reserve role ... **12/28 at HOU:** Registered a sack of Case Keenum in the second quarter, his second of the season ...

**2013:** Started all 16 games for the fourth consecutive season ... One of only three defensive players (Jason Babin, Sen'Derrick Marks) and five players overall to start all 16 games ... Made transition from DT to DE in offseason ... Finished with 44 tackles (34 solo), 1.5 sacks, eight QB pressures, three tackles for loss and one pass defended ... Made first career start at DE on **9/8 vs. KC** ... Started at DE on **9/15 at OAK** and produced four tackles (two solo) and split a sack with DE Brandon Deaderick ... **9/29 vs. IND:** Sacked Andrew Luck for a 10-yard loss in the second quarter. Added two QB hits ... Had a season-high six solo tackles on **10/20 vs. SD** ... **12/5 vs. HOU:** Tallied three solo tackles and tied for the team-lead with two QB hits ... **12/15 vs. BUF:** Matched his season-high with six tackles (four solo), one tackle for loss and one QB hit ...

**2012:** Started all 16 games for the third consecutive season ... Produced a career-high 82 tackles (36 solo) and led team with 3.5 sacks ... Added three tackles for loss and 13 QB pressures ... **9/9 at MIN:** Recorded five tackles in the season-opener and logged his seventh career sack in the third quarter off Christian Ponder ... **10/21 at OAK:** Had four tackles (two solo) with one QB pressure and one fumble recovery ... **11/8 vs. IND:** Tallied seven tackles (four solo) with two QB pressures. Sacked Andrew Luck in the first quarter, his eighth career sack and second of the season ... Made 10 tackles (three solo) on **12/2 at BUF** and followed with seven tackles on **12/9 vs. NYJ**

... **12/16 at MIA:** Split a sack with DE Jason Babin of Ryan Tannehill ... **12/23 vs. NE:** Started at DT and made four tackles (two solo) with one sack and one QB pressure. Sacked Tom Brady in the fourth quarter ...

**2011:** Started all 16 games at DT for the second consecutive season ... Compiled 81 tackles (43 solo) along with 2.5 sacks, four tackles for loss, one fumble recovery and two passes defended ... Ranked second on the club with 22 QB pressures ... One of eight players to start all 16 games, one of only five defensive players ... **9/25 at CAR:** Established a career-high with 11 tackles along with two tackles for loss and one pass defended ... **10/6 at PIT:** Sacked QB Ben Roethlisberger for a three-yard loss in the fourth quarter and totaled six tackles ... **10/30 at HOU:** Tied his career-high with 11 tackles and added two QB pressures ... **11/13 at IND:** Recovered a fumble by QB Dan Orlovsky in the fourth quarter which led to a Jaguars TD which sealed the victory ... **11/20 at CLE:** Split a sack with LB Russell Allen on QB Colt McCoy in the fourth quarter ... **12/11 vs. TB:** Produced three solo tackles, one sack and one QB pressure.

**2010:** Started all 16 games as a rookie at DT, joining 2009 third-round pick Terrance Knighton as the only two DL in franchise history to accomplish the feat ... Ranked tied for second on team with 3.5 sacks and third with seven tackles for loss ... Totaled 77 tackles (50 solo), three passes defended and 20 QB pressures ... **9/12 vs. DEN:** Only rookie to start on opening day for the Jaguars and finished with seven tackles, one QB hit and first career sacks ... Sacked Kyle Orton for a six-yard loss in the second quarter ... **9/26 vs. PHI:** Recorded eight tackles and split a sack with Knighton in the third quarter ... **10/31 at DAL:** Compiled six tackles, one sack, one tackle for loss and two QB hits ... **11/21 vs. CLE:** Registered a sack for the second time in three games.

**COLLEGE:** Four-year letterman, playing in 52 games with 40 starts ... Never missed a game and started 39 consecutive games to complete his career ... Played DE and DT in 3-4 scheme ... Career totals include 195 tackles, 26 tackles for loss, 16 sacks, seven passes defended, four forced fumbles and four fumble recoveries ... Added one INT, 11 QB pressures and one blocked kick ... Three-time winner of the Brick Muller Award as team's most valuable defensive lineman ... Started all 13 games as a senior at LDE in 3-4 defense for the third consecutive season ... Led All-Pac-10 linemen with career-high 65 tackles ... First-team All-Pac 10 selection ... Added a team-high 7.5 sacks and 11.5 tackles for loss ... Served as team captain ... Started all 13 games as a junior ... Posted 62 tackles, six sacks and 11 tackles for loss ... Earned second-team All-Pac 10 honors ... Started all 13 games as a sophomore for the first time in his career, mainly at DE in 3-4 defense ... Led DL with 52 tackles including 3.5 for loss ... Majored in ethnic studies.

**PERSONAL:** Married (Desire) with sons, Tyree and Tydes, and daughter, Dereon ... Resides in Jacksonville ... Attended St. Louis High School in Honolulu ... School also produced current NFL players Olin Kreutz (Chicago), Dominic Raiola (Detroit) and former NFL running back Chris Fuamatu-Ma'afala among others ... Ranked as No. 2 player in state in 2005 by Rivals.com ... Parents are Ta'avao and Levaa'i Alualu ... Has seven sisters: Taimane-Ruta, Tanya, Tasia, Tatiana, Timena, Trinity and Trust, and one brother, Tupu ... Fourth member of his family to play college football. His uncle, Tupu Alualu played at Hawaii, cousin Ben Alualu played at Arizona and cousin, Tyrone Alualu, played at Laney College ... Lives by the motto "God first, and everything else will fall into place" ... Full name: Tyson Asi Alualu.



### 2015 GAME-BY-GAME STATISTICS

DATE	OPP	TKL	SOLO	ASST	ST	SACKS	FF	FR	PD	TFL
09/13	vs. Carolina	2	2	0	0	0.0	0	0	0	0
09/20	vs. Miami	1	1	0	0	0.0	0	0	0	0
09/27	at New England	1	0	1	0	0.0	0	0	0	0
10/04	at Indianapolis	2	1	1	0	0.0	0	0	0	0
10/11	at Tampa Bay	4	4	0	0	0.0	0	0	0	1
10/18	vs. Houston	1	1	0	0	0.0	0	0	0	0
10/25	vs. Buffalo	1	1	0	0	1.0	0	0	0	1
11/1	BYE WEEK									
11/08	at N.Y. Jets	3	0	3	0	0.0	0	0	0	0
11/15	at Baltimore	2	1	1	0	0.0	0	1	0	0
11/19	vs. Tennessee	1	1	0	0	0.0	0	0	0	1
11/29	vs. San Diego	0	0	0	0	0.0	0	0	0	0
12/06	at Tennessee	2	2	0	0	1.0	0	0	0	2
12/13	vs. Indianapolis	1	1	0	0	0.0	0	0	1	0
12/20	vs. Atlanta	0	0	0	0	0.0	0	0	1	0
12/27	at New Orleans	2	2	0	0	0.0	0	0	0	1
01/03	at Houston	3	1	2	0	0.0	0	0	0	0
<b>2015 totals:</b>		<b>26</b>	<b>18</b>	<b>8</b>	<b>0</b>	<b>2.0</b>	<b>0</b>	<b>1</b>	<b>2</b>	<b>6</b>

**Additional statistics:** 2 receptions for 19 yards; one blocked field goal



### REGULAR SEASON CAREER STATISTICS

YEAR	TEAM	GP/GS	TKL	SOLO	ASST	ST	SACKS	FF	FR	PD	TFL
2010	JAX	16/16	77	50	27	0	3.5	0	0	3	7
2011	JAX	16/16	81	43	38	0	2.5	0	1	2	4
2012	JAX	16/16	82	36	46	0	3.5	0	0	0	3
2013	JAX	16/16	44	34	10	0	1.5	0	0	1	3
2014	JAX	16/0	30	13	17	0	2.0	0	0	0	2
2015	JAX	16/13	26	18	8	0	2.0	0	1	2	6
<b>NFL totals:</b>	<b>6 yrs.</b>	<b>96/77</b>	<b>340</b>	<b>194</b>	<b>146</b>	<b>0</b>	<b>15.0</b>	<b>0</b>	<b>2</b>	<b>8</b>	<b>25</b>

# BRYAN ANGER

19

## BRYAN ANGER

PUNTER

6-3 205 LBS.


CALIFORNIA

BORN OCTOBER 6, 1988

CAMARILLO, CALIFORNIA

ACQ: 3RD ROUND OF 2012 DRAFT (70TH)

EXP: 4TH YEAR



**GAMES PLAYED/STARTED:** 2012 (16/0), 2013 (16/0), 2014 (16/0), 2015 (16/0)

**NFL TOTALS:** 64 games, 0 starts

**POSTSEASON TOTALS:** 0 games, 0 starts

**TRANSACTIONS:** Originally drafted by Jacksonville in the third round (70th overall) of the 2012 draft.

**PRO:** Has played in all 64 games after being selected in the third round of the 2012 draft ... Ranks first in franchise history in career punting average (46.8) and net punting average (40.5) while his 360 career punts are third-most in team history ... Ranks third in team history with 113 punts inside the 20 ... Of his 360 career punts, 124 went for 50-plus yards and 28 for 60-plus yards ... Has five of the 12 longest punts in franchise history including a career-long 73-yarder on Nov. 4, 2012 against Detroit ... Set NFL rookie records and franchise records in 2012 for gross and net punting, finishing with a 47.8-yard average and 40.8-yard net on 91 punts ... Selected with the 70th overall pick in the third round, the highest a punter has been selected in the NFL draft since 1995 (Todd Sauerbrun, 54th overall, Chicago) ... Highest drafted specialist in Jaguars history and fifth overall, and third punter selected overall (David Leaverton, 5th round, 2001; Adam Podlesh, 4th round, 2007) ...

**2015:** Saw action in all 16 games as punter and holder ... Totaled 80 punts for 3,700 yards (46.3 avg.), with a 39.5 net avg. ... **9/13 vs. CAR:** Punted five times for 231 yards (46.2 avg.), including a long of 56 and two downed inside the 20 ... **9/20 vs. MIA:** Punted seven times for 317 yards (45.3 avg.), including a long of 56 and one downed inside the 20 ... **9/27 at N.E.:** Punted four times for 195 yards (48.8 avg.), including a long of 57 and one downed inside the 20 ... **10/4 at IND:** Punted eight times, downing five punts inside the 20 ... **10/11 at T.B.:** Punted four times, posting a 55.3 avg., a season-long 63 yarder and downing one inside the 20 ... **10/18 vs. HOU:** Punted five times for 234 yards (46.8 avg.) and downed two punts inside the 20 ... **10/25 vs. BUF:** Punted six times for 269 yards (44.8 avg.), including a long of 56 ... **11/8 at NYJ:** Punted five times for 203 yards (40.6 avg.), including three punts downed inside the 20 ... **11/15 at BAL:** Punted seven times for 364 yards (52.0 avg.) ... **11/19 vs. TEN:** Punted four times for 192 yards (45.2 avg.) ... **11/29 vs. S.D.:** Punted three times for 124 yards (41.3 avg.), one of which was downed inside the 20 ... **12/6 at TEN:** Punted three times for 160 yards (53.3 avg.) ... **12/13 vs. IND:** Punted five times for 228 yards (45.6 avg.) ... **12/20 vs. ATL:** Punted six times for 254 yards (42.3 avg.) ... **12/27 at N.O.:** Punted three times for 150 yards (50.0 avg.) for a 49.7 net average ... **1/3 at HOU:** Punted five times for 251 yards (50.2 avg.), including a 60-yard punt ...

**2014:** Saw action in all 16 games as punter and holder ... Ranked second in NFL with 94 punts for 4,464 yards and 47.49-yard average ... Had a 39.6-yard net average with 25 punts downed inside the 20 ... Ranked second in team history for a season in punts and gross average ... **9/7 at PHI:** Opened season with eight punts for a 46.5-yard average and 38.8-yard net with two downed inside the 20 ... **9/14 at WAS:** Punted eight times for the second consecutive game and totaled a 47.9-yard average and 40.5-yard. Had five punts of 50-plus yards and two downed inside the 20 ... **10/12 at TEN:** Had six punts for 47.7-yard average and 41.7-yard net with long of 64 ... **10/19 vs. CLE:** Matched his season-high with eight punts for 345 yards (43.1 avg.) for a 37.4-yard net. Had three punts downed inside the 20 ... **10/26 vs. MIA:** Punted four times for 46.8-yard average and 44.3-yard net with two downed inside the 20. Three of his four punts went for 50-plus yards ... **11/23 at IND:** Totaled 49.4-yard average, 42.6-yard net, on seven punts with three downed inside the 20 ... **11/30 vs. NYG:** Had a season-high 45.6-yard net average on seven punts. Had four punts of 50-plus yards including season-long 66-yarder ... **12/14 at BAL:** Totaled five punts for 53.4-yard average with a season long of 69 yards. Completed a 19-yard pass to Will Ta'ufou'u in the third quarter on fourth down ...

**2013:** Served as the punter and holder in all 16 games ... Finished with a franchise-record 95 punts for a 45.7-yard average and 40.5-yard net ... Matched his career-high with 31 punts inside the 20 ... **9/8 vs. KC:** Set a franchise record with 11 punts for a 50.5-yard average and 41.5-yard net average. Had two punts downed inside the 20 ... **9/15 at OAK:** Punted eight times for 349 yards (43.6 avg.) and 39.5-yard net average. Had three punts downed inside the 20. His 19 punts through the first two games were most in team history ... **10/6 at STL:** Had five punts for a 48.2-yard average with a long of 54. Matched his season-best with a 45.2-yard net average for the second consecutive week ... **11/10 at TEN:** Had his fifth game of the season with at least seven punts, totaling a 43.4-yard average, 38.4-yard net, on seven punts. Had three punts downed inside the 20 ... **11/17 vs. ARI:** Had a career-high six of eight punts downed inside the 20. Finished with a 47.8-yard average and 45.0-yard net with a long of 58 yards ... **12/1 at CLE:** Downed four of seven punts inside the 20. Finished

with a 43.7-yard average and 33.9-yard net ... **12/22 vs. TEN:** Had four punts for a 45.5-yard average and a season-best 45.8-yard net ...

**2012:** Appeared in all 16 games as a punter and also served as holder ... Punted 91 times for 4,353 yards (47.8 avg.) and 40.8 net with 31 punts inside the 20 ... Set NFL rookie and team records for gross and net average ... Ranked third in the NFL with 40 punts of 50-plus yards, sixth with a 47.8-yard average and seventh with a 42.4-yard net average ... **9/9 at MIN:** Made NFL debut with four punts for a 53.5 yard average (net 43.0) ... **9/16 vs. HOU:** Punted nine times for a 52.6 yard average (net 43.5) with a long of 60 and three downed inside the 20. Made one tackle. The nine punts tied for the second-most in team history for a game ... **9/23 at IND:** Had six punts for a 53.5 average (net 45.3) with a long of 66 and one downed inside the 20. The second quarter 66-yard punt was the fifth-longest in franchise history. Made one tackle ... **10/21 at OAK:** Called on for nine punts and finished with a 42.1 average (net 39.2) with a long of 55 ... **10/28 at GB:** Had a second quarter punt blocked by Davon House and recovered in the end zone by Dezman Moses for a TD. Produced a 40.6 average (net 30.5) on five punts with a long of 57 ... **11/4 vs. DET:** Recorded a career-long 73-yard punt in the first quarter, the fourth-longest in franchise history. Finished with a 50.5 average (50.5 net) on four punts ... **12/9 vs. NYJ:** Had eight punts for a 45.4 average (43.1 net) with a long of 55 and five downed inside the 20 ... **12/30 at TEN:** Had two of his five punts (46.4 avg.) returned for touchdowns by Darius Reynaud in season-finale.

**COLLEGE:** Four-year letterman, playing in 51 games ... Became only second player in school history to earn first-team all-conference honors in three straight seasons ... Punted 255 times for 11,094 yards (43.5 avg.) and 38.2-yard net ... His 43.5-yard career average ranked second in school history and sixth in Pac-12 Conference history ... Finished career with 90 of his 255 punts (35.3 pct.) downed inside the 20-yard line ... Had a 43.5-yard gross average, the second-best in school history ... Set school record as a junior with a 45.6-yard gross average ... Only player in school history to win the J. Scott Duncan Award as Cal's Most Valuable Special Teams Player for three straight seasons ... Recorded 53 punts for 44.2-yard average and career-best 39.7 net as a senior ... Earned All-Pac 12 Conference first-team honors by the coaches ... Had 19 punts downed inside the 20-yard line, 13 fair catches and 17 returns for 100 yards ... Candidate for the Campbell Trophy, often referred to as the "Academic Heisman," and the Lowe's Senior Class Award ... Finished with 3,063 yards on 71 punts for a 43.1-yard average and 37.2 net ... Graduated in December of 2011 with a bachelor's degree in integrative biology.

**PERSONAL:** Attended Camarillo (Calif.) High School ... Did not begin punting until junior season ... Was named first-team All-America by EA Sports and USA Today as a senior ... Averaged 41.8 yards per punt with 11 punts downed inside the 20-yard line ... Listed as nation's second-best punter by Rivals.com ... Also saw action at WR and finished with 42 receptions for 678 yards and six TDs as a senior ... Selected as school's Scholar Athlete of the Year ... Son of Jean and Mike Anger ... Brother, Michael Jr. played football at San Diego and soccer at UC Irvine ... Full name: Bryan Corey Anger.



### 2015 GAME-BY-GAME STATISTICS

DATE	OPP	PUNTS	YARDS	GROSS		NET		IN 20	LG	BLK
				AVG.	FC	AVG.	NET			
09/13	vs. Carolina	5	231	46.2	2	37.0		2	56	0
09/20	vs. Miami	7	317	45.3	1	38.9		1	56	0
09/27	at New England	4	195	48.8	1	42.3		1	57	0
10/04	at Indianapolis	8	307	38.4	6	36.4		5	47	0
10/11	at Tampa Bay	4	221	55.3	0	34.0		1	63	0
10/18	vs. Houston	5	234	46.8	1	37.8		2	55	0
10/25	vs. Buffalo	6	269	44.8	3	38.7		0	56	0
11/01	BYE WEEK									
11/08	at N.Y. Jets	5	203	40.6	1	32.2		3	50	0
11/15	at Baltimore	7	364	52.0	1	41.4		0	56	0
11/19	vs. Tennessee	4	192	48.0	1	44.3		3	59	0
11/29	vs. San Diego	3	124	41.3	1	30.3		1	51	0
12/06	at Tennessee	3	160	53.3	0	43.0		0	58	0
12/13	vs. Indianapolis	5	228	45.6	1	44.2		1	53	0
12/20	vs. Atlanta	6	254	42.3	1	38.8		1	60	0
12/27	at New Orleans	3	150	50.0	1	49.7		2	53	0
01/03	at Houston	5	251	50.2	1	46.6		3	60	0
<b>2015 totals:</b>		<b>80</b>	<b>3,700</b>	<b>46.3</b>	<b>22</b>	<b>39.5</b>		<b>26</b>	<b>63</b>	<b>0</b>



### REGULAR SEASON CAREER STATISTICS

YEAR	TEAM	GP	PUNTS	YARDS	GROSS AVG.	FC	NET AVG.	IN 20	LG	BLK
2012	JAX	16	91	4,353	47.8	29	40.8	31	73	1
2013	JAX	16	95	4,338	45.7	22	40.5	31	61	0
2014	JAX	16	94	4,464	47.5	20	39.6	25	69	2
2015	JAX	16	80	3,700	46.3	22	39.5	26	63	0
<b>NFL totals: 4 yrs.</b>		<b>64</b>	<b>360</b>	<b>16,855</b>	<b>46.8</b>	<b>93</b>	<b>40.5</b>	<b>113</b>	<b>73</b>	<b>3</b>



# THURSTON ARMBRISTER

## 57 THURSTON ARMBRISTER

LINEBACKER

6-3 235 LBS.

MIAMI (FLA.)

BORN DECEMBER 25, 1992

HOLLYWOOD, FLORIDA

ACQ: FREE AGENT 2015

EXP: ROOKIE



**GAMES PLAYED/STARTED:** 2015 (16/3)

**NFL TOTALS:** 16 games, 3 starts

**POSTSEASON TOTALS:** 0 games, 0 starts

**TRANSACTIONS:** Originally signed by Jacksonville as an undrafted rookie free agent on 5/8/15.

**PRO:** The only Jaguars rookie to play in all 16 games ... Started three games at LB (two at OTTO, one at MLB) and finished with 18 tackles (11 solo), including one tackle for loss and five special teams tackles ... **9/13 vs. CAR** Made his NFL debut ... **9/20 vs. MIA:** Was active on special teams ... **9/27 at N.E.:** Was active on special teams ... **10/4 at IND:** Played in place of injured LB Paul Posluszny, making two tackles and recording one pass defensed ... **10/11 at T.B.:** Made his first career start at MLB, making six tackles (five solo) ... **10/18 vs. HOU:** Saw action at LB and on special teams, making one special teams tackle ... **10/25 vs. BUF:** Saw action on special teams, making one special teams tackle ... **11/8 at NYJ:** Saw action at LB and on special teams ... **11/15 at BAL:** Started at OTTO in place of injured LB Dan Skuta, and made four tackles (two solo), including a tackle for loss ... **11/19 vs. TEN:** Saw action at LB, making two tackles (two solo), and on special teams ... **11/29 vs. S.D.:** Made one tackle (one solo) at OTTO in place of injured LB Dan Skuta ... **12/6 at TEN:** Started at OTTO in place of injured LB Dan Skuta ... Tallied three tackles (one solo) ... **12/13 vs. IND:** Saw action at LB and on special teams and made one special teams tackle ... **12/20 vs. ATL:** Saw action at LB and on special teams ... **12/27 at N.O.:** Saw action on special teams ... **1/3 at HOU:** Saw action on special teams and made two special teams tackles ...

**COLLEGE:** Three-year letterman ... Appeared in 38 games with 23 starts at OLB ... Career totals included 129 tackles (88 solo), 15.0 tackles for loss, 7.0 sacks, two forced fumbles, two fumble recoveries and one pass defensed ... As a senior in 2014, started all 13 games and totaled 56 tackles (38 solo) and 5.0 sacks ... As a junior in 2013, played in all 13 games (six starts) and made 33 tackles (25 solo), 5.0 tackles for loss, 2.0 sacks and one fumble recovery ... Played in all 12 games as a sophomore and started four games at OLB ... Posted 40 tackles (25 solo), including 2.0 tackles for loss ... Registered at least one tackle in every game ... As a true freshman in 2011, participated on the team's practice squad, but did not see any game action ...


**PERSONAL:** Attended Hollywood Hills High School in Hollywood, Fla. where he played safety for head coach Scott Barnwell ... Also lettered in basketball and track at Hollywood Hills HS ... Was a late addition to Miami's signing class in June 2011 ... Twitter handle is @thursty4success.

## 2015 GAME-BY-GAME STATISTICS

DATE	OPP	TKL	SOLO	ASST	TFL	SACKS	ST	FF	FR	INT	PD
09/13	vs. Carolina	0	0	0	0	0.0	0	0	0	0	0
09/20	vs. Miami	0	0	0	0	0.0	0	0	0	0	0
09/27	at New England	0	0	0	0	0.0	0	0	0	0	0
10/04	at Indianapolis	2	0	2	0	0.0	0	0	0	0	1
10/11	at Tampa Bay	6	5	1	0	0.0	0	0	0	0	0
10/18	vs. Houston	0	0	0	0	0.0	1	0	0	0	0
10/25	vs. Buffalo	0	0	0	0	0.0	1	0	0	0	0
11/1	BYE WEEK										
11/08	at N.Y. Jets	0	0	0	0	0.0	0	0	0	0	0
11/15	at Baltimore	4	2	2	1	0.0	0	0	0	0	0
11/19	vs. Tennessee	2	2	0	0	0.0	0	0	0	0	0
11/29	vs. San Diego	1	1	0	0	0.0	0	0	0	0	0
12/06	at Tennessee	3	1	2	0	0.0	0	0	0	0	0
12/13	vs. Indianapolis	0	0	0	0	0.0	1	0	0	0	0
12/20	vs. Atlanta	0	0	0	0	0.0	0	0	0	0	0
12/27	at New Orleans	0	0	0	0	0.0	0	0	0	0	0
01/03	at Houston	0	0	0	0	0.0	2	0	0	0	0
<b>2015 totals:</b>		<b>18</b>	<b>11</b>	<b>7</b>	<b>1</b>	<b>0.0</b>	<b>5</b>	<b>0</b>	<b>0</b>	<b>0</b>	<b>1</b>




# RICHARD ASH



94

## RICHARD ASH



DEFENSIVE TACKLE

6-3 326 LBS.

WESTERN MICHIGAN

BORN AUGUST 4, 1992

PAHOKEE, FLORIDA

ACQ: FREE AGENT 2015

EXP: ROOKIE

**GAMES PLAYED/STARTED:** 2015 (1/0)

**NFL TOTALS:** 1 game, 0 starts

**POSTSEASON TOTALS:** 0 games, 0 starts

**TRANSACTIONS:** Signed by Jacksonville as an undrafted free agent on 5/11/15 ...

Waived on 9/5/15 ... Signed by Jacksonville to the practice squad on 9/6/15 ... Promoted to the active roster on 1/1/16 ...

**PRO:** Spent his rookie season on Jacksonville's practice squad before promotion to the active roster prior to the team's regular season finale at Houston, where he saw action at DT ...

**COLLEGE:** Fifth-year senior appeared in all 13 games with 12 starts in 2014 ... Registered 42 total tackles and finished third on the team in tackles for loss with 7.5 ... Transferred from Michigan following the 2013 season ... Appeared in 14 career games at DT and also contributed on special teams ... At Michigan, career totals include three tackles (one solo) ... Made his collegiate debut at NT on **10/1/11 vs. Minnesota** and appeared in three games during Michigan's Sugar Bowl championship season ... Made his first career tackle on **11/30 vs. Ohio State** ... Three-year varsity letterman at Pahokee High School and registered 45 tackles, 13 tackles for loss, 4.0 sacks and recovered two fumbles as a senior ... Recorded 84 tackles, seven TFLs, 5.0 sacks, one INT, five forced fumbles and two fumble recoveries during his junior year ... Graduated from Michigan in 2014.

**PERSONAL:** Enrolled in the College of Literature, Science and the Arts at Michigan, majoring in general studies before he pursued a graduate degree at Western Michigan.

### 2015 GAME-BY-GAME STATISTICS

DATE	OPP	TKL	SOLO	ASST	ST	SACKS	FF	FR	PD	TFL
09/13	vs. Carolina					ps				
09/20	vs. Miami					ps				
09/27	at New England					ps				
10/04	at Indianapolis					ps				
10/11	at Tampa Bay					ps				
10/18	vs. Houston					ps				
10/25	vs. Buffalo					ps				
11/1	BYE WEEK									
11/08	at N.Y. Jets					ps				
11/15	at Baltimore					ps				
11/19	vs. Tennessee					ps				
11/29	vs. San Diego					ps				
12/06	at Tennessee					ps				
12/13	vs. Indianapolis					ps				
12/20	vs. Atlanta					ps				
12/27	at New Orleans					ps				
01/03	at Houston	0	0	0	0	0.0	0	0	0	0
<b>2015 totals:</b>		<b>0</b>	<b>0</b>	<b>0</b>	<b>0</b>	<b>0.0</b>	<b>0</b>	<b>0</b>	<b>0</b>	<b>0</b>


# JOE BANYARD



## 2015 GAME-BY-GAME STATISTICS

29

## JOE BANYARD



RUNNING BACK

5-10 221 LBS.

TEXAS-EL PASO

BORN NOVEMBER 12, 1988

SWEETWATER, TEXAS

ACQ: FREE AGENT 2015

EXP: THIRD YEAR

**GAMES PLAYED/STARTED:** 2013 (3/0), 2014 (15/0), 2015 (5/0)

**NFL TOTALS:** 23 games, 0 starts

**POSTSEASON TOTALS:** 0 games, 0 starts

**TRANSACTIONS:** Originally signed by Jacksonville as a rookie free agent on 4/30/12 ... Waived on 5/14/12 ... Signed by New Orleans on 6/7/12 ... Waived on 9/10/12 ... Signed by Minnesota to the practice squad on 11/27/12 ... Promoted to the active roster on 12/21/13 ... Placed on the practice squad on 8/31/14 ... Promoted to the active roster on 9/13/14 ... Waived on 8/30/15 ... Signed by Jacksonville to the practice squad on 10/14/15 ... Promoted to the active roster on 10/21/15 ...

**PRO:** Saw action in five games in 2015 after promotion to the active roster in October, making four special teams tackles ... Appeared in career-high 15 games providing depth at RB and contributing on special teams in 2014 ... Spent the entire 2013 offseason with the Vikings and spend Week 2 through 14 on the practice squad before being signed to the active roster ... Was on the Vikings practice squad for the final five weeks of 2012 regular season and Wild Card playoff week, joining team on 11/12/12 ... Spent the opening week of the regular season with New Orleans before his release on 9/10/12 ....

**2015:** Saw action in five games and made four special teams tackles ... **10/25 vs. BUF:** Inactive ... **11/8 at NYJ:** Inactive ... **11/15 at BAL:** Inactive ... **11/19 vs. TEN:** Inactive ... **11/29 vs. S.D.:** Inactive ... **12/6 at TEN:** Made his Jaguars debut and saw action on special teams ... **12/13 vs. IND:** Saw action on special teams ... **12/20 vs. ATL:** Saw action on special teams and made three special teams tackles ... **12/27 at N.O.:** Saw action on special teams ... **1/3 at HOU:** Saw action on special teams and made one special teams tackle ...

**2014:** Was elevated from the Vikings practice squad following Week 1 and appeared in the remaining 15 games mostly playing on special teams ... Received his first NFL carry and totaled five rushes for 26 yards vs. Green Bay while setting a career-high with three receptions for 19 yards ... Rushed a career-high six times for 20 yards in the season finale vs. Chicago ...

**2013:** Played in three games, the first of his career vs. Philadelphia ... Was released during final cuts of training camp and then brought back to the Vikings practice squad from Week 2 until being signed to the 53-man roster for the final three games of the season ... Appeared in three games, mostly on special teams ... Had one catch for 11 yards at Cincinnati ...

**2012:** Joined Vikings practice squad where he spent the remaining five weeks of the regular season and playoff week ... Spent opening week of regular season with New Orleans after spending preseason and training camp with the club ...

**COLLEGE:** Started 14 of his 25 career games at UTEP after transferring from TCU ... Ran for 1,455 career yards with 14 TDs for the Miners ... Did not see action at TCU ... Named to the Conference USA Commissioners Honor Roll ... Earned degree in multidisciplinary studies with an emphasis on forensic science ...

**PERSONAL:** Earned Honorable Mention 3A All-State honors as a DB at Sweetwater (Texas) High ... Ran for over 1,200 yards and 21 TDs in his senior season ... Competed in track and powerlifting in high school ... Went to state track meet in the 4x100, 4x200 and 4x400 ... Aspires to a career in the FBI or law enforcement following football ... Two younger brothers, Nick, who plays basketball at Illinois State, and D'onte Cole, who attends Texas Tech ... Hunted rattlesnakes in the annual Rattlesnake Roundup in Sweetwater.

DATE	OPP	RUSHING					RECEIVING				
		NO	YDS	AVG	LG	TD	NO	YDS	AVG	LG	TD
09/13	vs. Carolina					--					
09/20	vs. Miami					--					
09/27	at New England					--					
10/04	at Indianapolis					--					
10/11	at Tampa Bay					--					
10/18	vs. Houston					ps					
10/25	vs. Buffalo					ina					
11/01	BYE WEEK										
11/08	at N.Y. Jets					ina					
11/15	at Baltimore					ina					
11/19	vs. Tennessee					ina					
11/29	vs. San Diego					ina					
12/06	at Tennessee	0	0	0.0	0	0	0	0	0.0	0	0
12/13	vs. Indianapolis	0	0	0.0	0	0	0	0	0.0	0	0
12/20	vs. Atlanta	0	0	0.0	0	0	0	0	0.0	0	0
12/27	at New Orleans	0	0	0.0	0	0	0	0	0.0	0	0
01/03	at Houston	0	0	0.0	0	0	0	0	0.0	0	0
<b>2015 totals:</b>		<b>0</b>	<b>0</b>	<b>0.0</b>	<b>0</b>	<b>0</b>	<b>0</b>	<b>0</b>	<b>0.0</b>	<b>0</b>	<b>0</b>

**Additional statistics:** 4 special teams tackles in 2015



## REGULAR SEASON CAREER STATISTICS

YEAR	TEAM	GP/GS	RUSHING					RECEIVING				
			NO	YDS	AVG	LG	TD	NO	YDS	AVG	LG	TD
2013	MIN	3/0	0	0	0.0	0	0	1	11	11.0	11	0
2014	MIN	15/0	21	88	4.2	16	0	9	62	6.9	12	0
2015	JAX	5/0	0	0	0.0	0	0	0	0	0.0	0	0
<b>NFL totals: 3 yrs.</b>		<b>23/0</b>	<b>21</b>	<b>88</b>	<b>4.2</b>	<b>16</b>	<b>0</b>	<b>10</b>	<b>73</b>	<b>7.3</b>	<b>12</b>	<b>0</b>

# JOPLO BARTU



## 2015 GAME-BY-GAME STATISTICS

DATE	OPP	TKL	SOLO	ASST	TFL	SACKS	ST	FF	FR	INT	PD
09/13	vs. Carolina					--					
09/20	vs. Miami					--					
09/27	at New England					--					
10/04	at Indianapolis					--					
10/11	at Tampa Bay					--					
10/18	vs. Houston					--					
10/25	vs. Buffalo					--					
11/1	BYE WEEK										
11/08	at N.Y. Jets					--					
11/15	at Baltimore					--					
11/19	vs. Tennessee					--					
11/29	vs. San Diego					--					
12/06	at Tennessee					ina					
12/13	vs. Indianapolis	0	0	0	0	0.0	0	0	0	0	0
12/20	vs. Atlanta					ina					
12/27	at New Orleans	0	0	0	0	0.0	1	0	0	0	0
01/03	at Houston	0	0	0	0	0.0	0	0	0	0	0
<b>2015 totals:</b>		<b>0</b>	<b>0</b>	<b>0</b>	<b>0</b>	<b>0.0</b>	<b>1</b>	<b>0</b>	<b>0</b>	<b>0</b>	<b>0</b>

**Additional statistics:** one special teams tackle



## REGULAR SEASON CAREER STATISTICS

YEAR	TEAM	GP/GS	TKL	SOLO	ASST	TD	SACKS	FF	FR	INT	PD
2013	ATL	16/12	100	58	42	0	3.5	0	0	0	1
2014	ATL	16/13	92	53	38	0	1.0	0	2	0	0
2015	ATL/JAX	9/1	11	9	2	0	0.0	0	0	0	1
<b>NFL totals: 3 yrs.</b>		<b>41/26</b>	<b>203</b>	<b>120</b>	<b>83</b>	<b>0</b>	<b>4.5</b>	<b>0</b>	<b>2</b>	<b>0</b>	<b>2</b>

[54]

## JOPLO BARTU



LINEBACKER

6-2 230 LBS.

TEXAS STATE

BORN OCTOBER 3, 1990

WALLER, TEXAS

ACQ: FREE AGENT 2015

EXP: 3RD YEAR

**GAMES PLAYED/STARTED:** 2013 (16/12), 2014 (16/13), 2015 (9/1)

**NFL TOTALS:** 41 games, 26 starts

**POSTSEASON TOTALS:** 0 games, 0 starts

**TRANSACTIONS:** Originally signed by Atlanta as a rookie free agent on 4/29/13 ... Waived on 11/26/15 ... Signed by Jacksonville on 12/8/15 ...

**PRO:** In three NFL seasons, has appeared in 41 games with 26 starts ... Career totals include 203 tackles (120 solo), 4.5 sacks, two passes defended and two fumble recoveries ...

**2015:** After signing with Jacksonville after Week 12 of the regular season, saw action in three games at LB and on special teams, making one special teams tackle ... Previously, totaled 11 tackles (nine solo) and one pass defended in six games with Atlanta ... **9/20 vs. NYG:** Saw action as a reserve linebacker and made two tackles ... **10/4 vs. HOU:** Saw action at LB and recorded three tackles (two solo) ... **10/15 at N.O.:** Started at LB and registered five tackles (four solo) with one tackle for loss and one pass defended ... **12/13 vs. IND:** Saw action on special teams in Jaguars debut ... **12/20 vs. ATL:** Inactive ... **12/27 at N.O.:** Saw action on special teams and made one special teams tackle ... **1/3 at HOU:** Saw action on special teams ...

**2014:** Started 13 games at linebacker and recorded 92 tackles (53 solo), one sack and two fumble recoveries ... **9/7 vs. N.O.:** Started at LB and recorded 12 tackles (five solo) and recovered a fumble in overtime that setup Atlanta's game-winning field goal ... **10/19 at BAL:** Started and recorded a career-high 15 tackles (six solo) ...

**2013:** Saw action in all 16 games with 12 starts during his rookie season ... Ranked third on the team with 96 total tackles (53 solo) while tying for the club lead with seven tackles for loss ... Also added 3.5 sacks and one pass defense ... His 3.5 sacks are the second-most by an undrafted rookie in team history trailing Buddy Moor, who tallied four sacks in 1987 ... Led all NFL undrafted rookies with 3.5 sacks ...

**COLLEGE:** Earned All-WAC second team honors after posting 95 tackles, 12 tackles for loss and 5.5 sacks in 2012 ... Finished his collegiate career with 62 tackles in final four games, including 17 tackles and four sacks in a win versus New Mexico State ...

**PERSONAL:** Earned first-team All-District honors at tight end and linebacker at Waller High School (Texas) ... Son of Ester Jackson ... Brother, Wallington Deshield, also played at Texas State ... Majored in exercise and sports science ...

# ZANE BEADLES

68

ZANE BEADLES



GUARD  
6-4 315 LBS.

UTAH

BORN NOVEMBER 19, 1986

CASPER, WYOMING

ACQ: UNRESTRICTED FREE AGENT (DENVER) 2014

EXP: 6TH YEAR



**GAMES PLAYED/STARTED:** 2010 (16/14), 2011 (16/16, 2/2), 2012 (16/16, 1/1), 2013 (16/16, 3/3), 2014 (16/16), 2015 (16/16)

**NFL TOTALS:** 96 games, 94 starts

**JAGUARS TOTALS:** 32 games, 32 starts

**POSTSEASON TOTALS:** 6 games, 6 starts

**TRANSACTIONS:** Originally drafted by Denver in the second round (45th overall) of the 2010 NFL draft on 7/27/10 ... Signed by Jacksonville as an unrestricted free agent on 3/11/14.

**PRO:** Sixth-year offensive guard has not missed a game in his career, starting 94 (86 at LG, eight at RT) of 96 games ... Spent first four seasons with Denver before signing with the Jaguars as an unrestricted free agent in 2014 ... Earned his first Pro Bowl selection in 2012 after allowing just one sack and finishing the season as the only Broncos player to participate in every offensive or defensive snap ... Named the Broncos' Walter Payton Man of the Year nominee for his work in the community during the 2012 season ... Opened all 16 games during the 2011 regular season and started both playoff contests, helping the league's top rushing offense (164.5 ypg.) set the franchise single-season rushing mark ... Named to The Sporting News' All-Rookie Team in 2010 after opening eight contests at left guard and six contests at right tackle, becoming the first NFL rookie since Andre Gurode (Dal., 2002) to start at least six games at two of the three positions along the offensive line (C, G, T) ... Called for just four holding penalties during his first three NFL seasons ...

**2015:** One of seven Jaguars to play and start in all 16 games, the fifth consecutive season he has accomplished the feat ... Named the team's Walter Payton Man of the Year nominee through his work in the community ... **9/13 vs. CAR:** Started at LG in season opener ... **9/20 vs. MIA:** Started at LG, helping the Jaguars rush for 123 yards and not allowing a sack ... **9/27 at N.E.:** Started at LG in the team's road opener ... **10/4 at IND:** Started at LG, helping Jaguars RB T.J. Yeldon rush for 100+ for the first time in his career ... **10/11 at T.B.:** Started at LG, playing in his 85th career game ... **10/18 vs. HOU:** Started at LG ... **10/25 vs. BUF:** Started at LG, helping RB T.J. Yeldon rush for a season-high 115 yards ... **11/8 at NYJ:** Started at LG ... **11/15 at BAL:** Started at LG ... **11/19 vs. TEN:** Started at LG, playing in his 90th game ... **11/29 vs. S.D.:** Started at LG ... **12/6 at TEN:** Made his 90th career start and his 82nd at LG ... **12/13 vs. IND:** Started at LG, helping the Jaguars rush for a season-high 154 yards ... **12/20 vs. ATL:** Started at LG ... **12/27 at N.O.:** Started at LG ... **1/3 at HOU:** Started at LG ...

**2014:** Started all 16 games at LG in his first season with the Jaguars ... Joined Luke Joeckel as only OL to start every game ... **9/7 at PHI:** Made Jaguars debut with start at LG ... Helped pave the way on **10/19 vs. CLE** for an offense that rushed for a season-high 185 yards on 35 carries and 176 yards on **10/26 vs. MIA**, the first time since 2010 the club eclipsed 150-plus rushing yards in back-to-back games ... Started at LG on **12/28 at HOU** and was part of OL that helped team produce 121 yards on 14 carries (8.6 avg.) ...

**2013:** Started all 16 regular-season games for the third-straight season ... Was part of an offensive line unit that allowed the fewest sacks (20) in the NFL, as well as the most games allowing zero sacks (6) ... Was a member of an offensive line group that was named a collective offensive player of the week by Sports Illustrated's Peter King for its performance in which it allowed zero sacks and zero quarterback hits against the NFL's top-ranked sack defense on **11/17 vs. K.C.** ... Started all three postseason contests ... Part of an offensive line that did not allow a sack in Denver's divisional-round win on **1/12 vs. S.D.** ... Part of an offensive line that did not allow a sack or a QB hit in the AFC Championship game on **1/19 vs. N.E.** ...

**2012:** Started all 16 regular-season games at LG for the second consecutive season and was selected to play in his first career Pro Bowl ... Was the only Bronco to play every offensive or defensive snap and allowed just one sack on the season ... Named the Broncos' Walter Payton Man of the Year nominee for his efforts in the community ... Was one of four starting guards to not allow a sack through the first 13 weeks of the season ... Threw a key block down the field on wide receiver Demaryius Thomas' 71-yard touchdown catch-and-run on **9/9 vs. PIT** that marked QB Peyton Manning's 400th career touchdown pass ... Started at left guard in Denver AFC Divisional Playoff game on **1/12 vs. BAL** ...

**2011:** Started all 16 regular-season games and both playoff contests for Denver at left guard ... Part of the only offensive line in the NFL to open every regular-season game with the same five individuals ... Helped the Broncos finish first in the league in rushing with a team-record 164.5 yards per game on the ground ...


**2010:** Selected by the Broncos in the second round (45th overall) of the 2010 NFL Draft ... Appeared in all 16 games (14 starts), opening six contests at RT before starting the final eight games at LG ... Became the first rookie since Andre Gurode (Dal., 2002) to start at least six games at two of the three positions along the offensive line (C, G, T) ... Was one of six NFL rookie offensive linemen to start at least 14 games in 2010, earning him a spot on The Sporting News' All-Rookie Team ... Called for just two penalties (15 yds.) during the season ... Started at RT on **9/12 at JAX.**

**COLLEGE:** Played 51 career games (50 starts), earning first-team All-Mountain West Conference accolades in his final two seasons ... Recorded 313 career knock-down/key blocks to go along with 45 touchdown blocks while opening 38 contests at left tackle and 12 games at left guard ... Received first-team All-America honors from the Football Writers Association and College Football News as a senior and was chosen as the 2009-10 MWC Male Scholar-Athlete of the Year ... Voted a finalist for the Wuerffel Trophy (athletics, academics and community) and was a Lowe's Senior CLASS second-team All-American ... Named Utah's Top Offensive Lineman as a junior with a career-best 109 knockdowns/key blocks in addition to 13 touchdown blocks ... Earned his undergraduate degree in mechanical engineering.

**PERSONAL:** Native of Casper, Wyo. ... Was a team captain and three-year starter at Hillcrest (Utah) High School where he did not miss a game during his career ... Started along the offensive and defensive lines, totaling 93 tackles, six sacks and one interception on defense and allowing zero sacks on offense as a senior to earn first-team all-state and all-region honors ... Earned a postgraduate scholarship from the NCAA for his classroom performance ... Stepfather, Joe Leigerski, is the women's basketball coach at the University of Wyoming ... Full name is Zane Dae Beadles ... Twitter handle is @ZaneBeadles.



# MICHAEL BENNETT



## 96 MICHAEL BENNETT



DEFENSIVE TACKLE  
6-2 305 LBS.  
OHIO STATE  
BORN FEBRUARY 24, 1993  
CENTERVILLE, OHIO  
ACQ: 6TH ROUND OF 2015 DRAFT (180TH)  
EXP: ROOKIE

**GAMES PLAYED/STARTED:** 2015 (13/0)  
**NFL TOTALS:** 13 games, 0 starts  
**POSTSEASON TOTALS:** 0 games, 0 starts  
**TRANSACTIONS:** Originally drafted by Jacksonville in the sixth round (180th overall) of the 2015 NFL draft on 5/2/15.

**PRO:** First player selected by the Jaguars from Ohio State ...

**2015:** Saw action in 13 games as part of the team's DL rotation ... Totaled 10 tackles (seven solo), including one tackle for loss and 0.5 sacks ... **9/13 vs. CAR:** Recorded one tackle in NFL debut ... **9/20 vs. MIA:** Served as a reserve DT and was active on special teams ... **9/27 at N.E.:** Played at DT and was active on special teams ... **10/4 at IND:** Played at DT ... **10/11 at T.B.:** Played at DT, recording two tackles (two solo), and was active on special teams ... **10/18 vs. HOU:** Saw action at DT and on special teams, recording two tackles and was credited with his first career 0.5 sacks ... **10/25 vs. BUF:** Saw action at DT and on special teams ... **11/8 at NYJ:** Made one tackle ... **11/15 at BAL:** Inactive ... **11/19 vs. TEN:** Inactive ... **11/29 vs. S.D.:** Inactive ... **12/6 at TEN:** Saw action at DT ... **12/13 vs. IND:** Saw action at DT, making two tackles (two solo), and on special teams ... **12/20 vs. ATL:** Saw action at DT, making one tackle (one solo) and his first career tackle for loss, and on special teams ... **12/27 at N.O.:** Saw action at DT and made one tackle (one solo) ... **1/3 at HOU:** Saw action at DT ...

**COLLEGE:** Played in 49 career games with 28 starts ... Recorded 110 career tackles and 31.5 TFLs ... His 18 career QB sacks is tied for eighth all-time at Ohio State ... In 2014, ranked third on the team with 14.0 TFLs and 7.0 sacks ... Was second on the team with three forced fumbles ... Voted co-captain by his teammates ... Helped anchor a defense that recorded two shutouts ... Recorded a TFL in nine of 15 games, including one in six consecutive games vs. Michigan State, Minnesota, Indiana, Michigan, Wisconsin and Alabama ... CBSsports.com First Team All-America ... Associated Press third team ... Second Team All-Big Ten ... Tied a B1G Championship Game record with 4.0 TFLs and set a record with two forced fumbles -- one that led to a Joey Bosa scoop-and-score -- in the 59-0 shutout win on **12/6 vs. Wisconsin**; also had 2.0 sacks in the B1G championship ... Recorded one 1.0 sack, 1.5 TFLs in Sugar Bowl victory on **1/1/15 vs. No. 1 Alabama** ... In 2013, started 13 games and amassed a career-high 44 tackles ... Recorded 11.5 TFL and 7.0 QB sacks ... Ranked fourth in the Big Ten in sacks and 15th in TFLs ... In conference-only games, he ranked second in the league in sacks (6.5) and seventh in TFLs (9.5) ... Earned second-team All-Big Ten honors by both the coaches and media ... In 2012, battled through an injury later early in the season and ended up playing in eight games ... In the season finale on **11/24 vs. Michigan**, when team MVP John Simon couldn't play because of a knee issue, Bennett was in on a then-season-high 42 plays from the line of scrimmage that day, and he was in on two tackles in the 26-21 win over Michigan to cap a 12-0 season ... In 2011, played in all 13 games as a true freshman, making 17 tackles, including 13 solo ... Finished tied for third on the team in TFL with five and his 27 TFL yards trailed only John Simon's 58.

**PERSONAL:** Attended Centerville High School ... First-team Division I All-Ohio performer ... Played in the U.S. Army All-American Bowl ... Two-time GWOC player of the year ... Also competed in track and field ... Son of Connie and Mike Bennett who each graduated from the U.S. Military Academy at West Point.

### 2015 GAME-BY-GAME STATISTICS

DATE	OPP	TKL	SOLO	ASST	ST	SACKS	FF	FR	PD	TFL
09/13	vs. Carolina	1	0	1	0	0.0	0	0	0	0
09/20	vs. Miami	0	0	0	0	0.0	0	0	0	0
09/27	at New England	0	0	0	0	0.0	0	0	0	0
10/04	at Indianapolis	0	0	0	0	0.0	0	0	0	0
10/11	at Tampa Bay	2	2	0	0	0.0	0	0	0	0
10/18	vs. Houston	2	0	2	0	0.5	0	0	0	0
10/25	vs. Buffalo	0	0	0	0	0.0	0	0	0	0
11/1	BYE WEEK									
11/08	at N.Y. Jets	1	1	0	0	0.0	0	0	0	0
11/15	at Baltimore					ina				
11/19	vs. Tennessee					ina				
11/29	vs. San Diego					ina				
12/06	at Tennessee	0	0	0	0	0.0	0	0	0	0
12/13	vs. Indianapolis	2	2	0	0	0.0	0	0	0	0
12/20	vs. Atlanta	1	1	0	0	0.0	0	0	0	1
12/27	at New Orleans	1	1	0	0	0.0	0	0	0	0
01/03	at Houston	0	0	0	0	0.0	0	0	0	0
<b>2015 totals:</b>		<b>10</b>	<b>7</b>	<b>3</b>	<b>0</b>	<b>0.5</b>	<b>0</b>	<b>0</b>	<b>0</b>	<b>1</b>

### REGULAR SEASON CAREER STATISTICS

YEAR	TEAM	GP/GS	TKL	SOLO	ASST	ST	SACKS	FF	FR	PD	TFL
2010	JAX	13/0	10	7	3	0	0.5	0	0	0	1
<b>NFL totals:</b>	<b>1 yr.</b>	<b>13/0</b>	<b>10</b>	<b>7</b>	<b>3</b>	<b>0</b>	<b>0.5</b>	<b>0</b>	<b>0</b>	<b>0</b>	<b>1</b>



# BLAKE BORTLES

5

## BLAKE BORTLES

QUARTERBACK

6-5 245 LBS.


CENTRAL FLORIDA

BORN APRIL 28, 1992

OVIDO, FLORIDA

ACQ: 1ST ROUND OF 2014 DRAFT (3RD)

EXP: 2ND YEAR



**GAMES PLAYED/STARTED:** 2014 (14/13), 2015 (16/16)

**NFL TOTALS:** 30 games, 29 starts

**POSTSEASON TOTALS:** 0 games, 0 starts

**TRANSACTIONS:** Originally drafted by Jacksonville in the first round (3rd overall) of the 2014 draft.

**PRO:** Second-year QB started the final 13 games as a rookie and every game of the 2015 season after being selected with the third overall pick in 2014 ... Ranks fourth in career passing yards (7,336), pass attempts (1,081), pass completions (635), passing touchdowns (46) and completion percentage (58.7) in franchise history ... The first player in franchise history to have multiple games with four-plus passing TDs (three games) ...

**2015:** Completed 355 of 606 passes (58.6 comp. pct.) for 4,428, 35 TDs and 18 INTs for an 88.2 passer rating ... Set single-season franchise records for yards, completions, attempts and touchdowns ... Threw a TD in 15 straight games from 9/13/15 to 12/27/15, the longest streak in franchise history ... Threw for the NFL's second-most passing TDs (35) in 2015, behind only New England's Tom Brady ... Joins Dan Marino (1984) as the only first- or second-year QBs in NFL history to throw for 4,400-plus yards and 35-plus TDs in a single season ... Became the youngest QB in NFL history to throw for 4,000-plus yards and 35-plus TDs and rush for 300-plus yards in a season ... The only other players in NFL history to achieve the feat are Daunte Culpepper (2004) and Steve Young (1998) ... Finished the season with 72 completions of 20-plus yards, the most in the NFL and the most in a season in Jaguars history (the previous record for completions of 20-plus yards by a Jaguars QB was 44, set by Mark Brunell in 1997 and 2001 and David Garrard in 2004) ... Threw for 300-plus yards on six occasions in 2015, tied for the most 300-yard passing games by a Jaguars QB in a single season ... Youngest QB in NFL history to throw for at least 25 TDs and rush for at least one TD in a single season ... **9/13 vs. CAR:** Became the second QB in franchise history to start on opening day before turning 24 years old ... Completed 22-of-40 for 183 yards and 1 TD, while also rushing four times for 26 yards (6.5 rush avg.) ... Surpassed 3,000 passing yards on a 6-yard TD completion to Rashad Greene in the second quarter ... His 22 completions are tied for the seventh-most in a season opener in franchise history ... **9/20 vs. MIA:** Completed 18-of-33 for 273 yards and two TDs ... Captained his second career fourth-quarter game-winning drive, marching the Jaguars 66 yards on nine plays to set up K Jason Myers' game-winning 28-yard FG with :40 left ... **9/27 at N.E.:** Finished 17-of-33 passing for 242 yards with two TDs and one INT ... **10/4 at IND:** Completed 28-of-50 passes (56.0 comp. pct.) for 298 yards and one TD for an 80.2 passer rating ... The 50 pass attempts by Bortles were the most of his career and the fifth-most in franchise history ... Joins Byron Leftwich (54), Mark Brunell (52, 50) and Chad Henne (51, 51) as the only players in Jaguars history to register 50-plus pass attempts in a single game ... **10/11 at T.B.:** Completed 23-of-33 passes (69.7 comp. pct.) for 303 yards, four TDs and one INT ... First time in Bortles' 19-game career that he threw three or more touchdowns ... Bortles joins Mark Brunell (11/29/98), David Garrard (10/31/10), Quinn Gray (12/30/07) and Chad Henne (11/18/12) as the only Jaguars quarterbacks to throw for four touchdowns in a single game ... First quarterback in team history to throw for 10 or more TDs in the team's first five games ... **10/18 vs. HOU:** Completed 30-of-53 passes for 331 yards, three TDs and three INTs ... His 53 pass attempts were the second-most in franchise history and most since Byron Leftwich recorded 54 on 10/10/04 at San Diego ... Has thrown for 300+ yards in back-to-back games for the first time in his career ... **10/25 vs. BUF:** Completed 13-of-29 passes for 182 yards, 2 TDs and one INT ... Threw a 31-yard game-winning touchdown pass to WR Allen Hurns with 2:25 remaining in the fourth quarter ... **11/8 at NYJ:** Completed 24 of 40 passes for a career-high 381 yards, two TDs and two INTs ... 381 passing yards were fourth-most in franchise history ... Joins Mark Brunell as the only QBs in franchise history to throw for 375-plus yards in a single game ... Has thrown for two-plus touchdowns in four consecutive games, tying the franchise record for most consecutive games with two-plus passing TDs (Chad Henne in 2013 and David Garrard in 2007) ... **11/15 at BAL:** Completed 22-of-45 passes for 188 yards, two TDs and one INT ... **11/19 vs. TEN:** Completed 21 of 30 passes for 242 yards, one TD and one INT for a 91.2 passer rating ... His fourth-quarter TD pass to Julius Thomas was his 20th of the season, placing him with David Garrard (23 in 2010) and Mark Brunell (20 in 1998 and 2000) as the only QBs in Jaguars history to throw for 20-plus TD passes in a season ... **11/29 vs. S.D.:** Completed 30-of-49 passes for 329 yards, two TDs and one INT ... The fourth game with at least 300 passing yards and two passing TDs in 2015, the most such games ever in Jaguars single-season history ... **12/6 at TEN:** Completed 24-of-36 passes for 322 yards and a career-high five TDs ... Became the youngest player in NFL history to throw for 320-plus yards, five-plus TDs and zero INTs in a single game ... His five TDs is the most by a Jaguars QB in a single game ... Joins Dan Marino (22, 1984) and Matthew Stafford (23, 2011) as the

only QBs age 23-or-younger in NFL history to throw for 27 or more TDs through the first 12 games of the season ... Tallied a career-high 134.5 passer rating ... **12/13 vs. IND:** Completed 16 of 30 passes (58.3 completion pct.) for 250 yards and three TDs for a 114.6 passer rating ... Joins Dan Marino (36, 1984) and Kurt Warner (34, 1999) as the only first- or second-year QBs to throw for 30-plus passing TDs through 13 games in a season ... Bortles (23) and Marino (22) are the only players age 23-or-younger to throw for 30-plus TDs through 13 games in a season ... Bortles' fourth career game with a passer rating of 100-plus and his fourth career game with three-plus passing TDs ... Has become the first player in Jaguars history to throw for three-plus TDs and zero INTs in back-to-back games ... **12/20 vs. ATL:** Completed 23-of-38 (60.5%) passes for 297 yards, one TD and one INT producing an 82.9 passer rating ... **12/27 at N.O.:** Completed 27-of-35 passes (77.1 comp. percentage) for 368 yards, four TDs and two INTs for a passer rating of 124.5, his third highest of the season ... Bortles' 77.1 comp. percentage was the second-highest in his NFL career ... In the second half, completed 18-of-21 passes (85.7 comp. percentage) for 288 yards, three TDs and zero INTs for a perfect 158.3 passer rating ... **1/3 at HOU:** Completed 17-of-32 passes for 239 yards and two INTs ...

**2014:** Set franchise single-season records for a rookie with 2,908 passing yards and 280 completions while throwing for 11 TDs ... Led all NFL QBs with a 7.48 average per rush, rushing 56 times for 419 yards ... Marked the highest single-season rushing average by a QB in team history and his 419 rushing yards were second-most in team history (480, Mark Brunell, 1995) ... Finished with 37 completions of 20-plus yards ... Became 16th QB in Jaguars history to start a game and was one of seven rookie QBs to make their NFL debut in 2014 ... Two-year starter at Central Florida, compiling a 22-5 record ... Third QB selected by the Jaguars in the first round, sixth overall, and highest drafted in franchise history ... Highest drafted player in Central Florida history and only second QB to be drafted in school history (Daunte Culpepper, 2002) ... Second player drafted by the Jaguars from Central Florida in team history (Mike Sims-Walker, 2007) ... Took over as the team's starting QB in Week 4 and started the final 13 games ... Was 280 of 475 passing for 2,908 yards with 11 TDs/17 INTs and 69.5 rating ... Had 21 completions of 25-plus yards ... Set franchise single-season records by a rookie for passing yards and completions ... Rushed for 419 yards on 56 carries (7.48 avg.), the highest average by a NFL QB and second-most rushing yards by a Jaguars QB in a season ... **9/7 at PHI:** Dressed but did not play in season-opener ... **9/14 at WAS:** Dressed but did not play ... **9/21 vs. IND:** Made his NFL debut after he was inserted into the lineup to start the second half and finished 14 of 24 passing for 223 yards with two TDs/two INTs for an 82.5 passer rating. Had four completions of 20-plus yards including a 63-yard TD pass to Allen Hurns. Also had 30 rushing yards including 20-yard rush. Engineered the offense to 289 yards in the second half after the club managed only 55 yards in the first half ... **9/28 at SD:** Made first career start and totaled 29 of 37 passing for 254 yards with one TD and two INTs for an 81.7 passer rating. Completed 78.4 percent of his passes, the highest in NFL history for a rookie quarterback in his first career start with a minimum 30 attempts. Hooked up with TE Nic Jacobs for a two-yard score in the second quarter. Had five carries for 24 yards. His 29 completions set single-game franchise record by a rookie and his completions, attempts and yards were most by a Jaguars rookie QB in first career start ... **10/5 vs. PIT:** Started at QB for first time at home and was 22 of 36 passing for 191 yards with two INTs for a 52.0 rating ... **10/12 at TEN:** Threw for a career-high 336 yards and one TD on 32 of 46 passing (69.6 pct.), tying Byron Leftwich (10/5/03 vs. San Diego) for most passing yards by a rookie in team history. His 46 attempts and 32 completions were the most in franchise history by a rookie. Had a 59-yard completion to Clay Harbor and hooked up with Harbor for a 20-yard TD pass in the fourth quarter. Marked first AFC South start. Led team in rushing with five carries for 38 yards ... **10/19 vs. CLE:** Was 17 of 31 passing for 159 yards with one TD and 3 INTs. Had 31-yard TD pass to Allen Robinson in the second quarter. Added five carries for 37 yards with a long of 18 yards. Had four completions of 20-plus yards ... **10/26 vs. MIA:** Threw for 221 yards and one TD on 18 of 34 passing. Had two INTs, both returned for scores. Hooked up with Allen Robinson for a 48-yard TD in the fourth quarter ... **11/2 at CIN:** Posted a career-best 96.4 rating on 22 of 33 passing (66.7 pct.) with two TDs and one INT. Had TD passes to Allen Hurns of 40 and 18 yards. Matched his career-high with two TD passes ... **11/9 vs. DAL:** Completed 22 of 37 passes for 290 yards with one INT for a 73.0 rating. Had four completions of 20-plus yards including a 53-yard pass to WR Cecil Shorts ... **11/23 at IND:** Threw for 146 yards on 15 of 27 passing. **11/30 vs. NYG:** Completed 21 of 35 passes for 194 yards with one TD for an 84.7 rating. Had first career fourth-quarter comeback win, leading team on a 11-play, 70-yard drive that culminated with a Josh Scobee FG. Had a 30-yard TD pass to Marqise Lee in the third quarter and finished with four completions of 20-plus yards. Added a career-high 68 yards on five carries including a 29-yard rush. Became only the third starting rookie quarterback to lead his team to a comeback win of 21 or more points since at least 1970 ... **12/7 vs. HOU:** Was 20 of 39 passing for 205 yards with one TD for a 64.6 rating. Had a four-yard TD pass to Allen Hurns in the first quarter, his first career TD pass in the first quarter. Had three completions of 20-plus yards ... **12/14 at BAL:** Had three completions of 20-plus yards and finished 21 of 37 passing for 210 yards with one INT for a 61.8 rating. Had three completions of 20-plus yards ... **12/18 vs. TEN:** Earned first career division win, throwing for 115 yards and one TD. Had a 34-yard completion to Marqise Lee in the third quarter. Had five carries for 50 yards with runs of 19, 15 and 13 yards ... **12/28 at HOU:** Threw for 117 yards in season-finale on 14 of 33 passing and led team with 61 yards on three carries (20.3 avg.). Had a 34-yard rush in the fourth quarter, his longest rush of his career. Set single-season franchise-record for passing yards by a rookie with 2,908.

**COLLEGE:** Played in 37 games with 30 starts ... Declared for the NFL Draft following his junior season ... Compiled a 22-5 record as a starter ... Career totals included 585 of 891 passing for 7,598 yards with 56 TDs/19 INTs ... Ranked fourth in school history

# BLAKE BORTLES

for passing yards and TDs ... Added 15 rushing TDs and 561 yards on 195 rushes ... Became only the second player in school history to produce multiple 3,000-yard passing seasons ... Concluded career with an interception/attempt ratio of .0273, recording only 19 interceptions in 891 passing attempts ... Became fourth player in school history to amass 8,000 yards of total offense, finishing with 8,159 total yards ... As a junior, finished 259 of 382 passing (67.8 pct.) for 3,581 yards with 25 TDs/9 INTs ... Led team to a 12-1 mark and a Fiesta Bowl win ... Named American Athletic Conference Offensive Player of the Year ... Started all 13 games ... Also named the Sporting News AAC Player of the Year ... Earned second-team All-America accolades from The NFL Draft Report ... Had five 300-yard passing games ... Added six rushing TDs with 272 yards on 87 carries ... Collected 3,583 yards of total offense, seventh-most in NCAA Football Bowl Subdivision ... His 67.8 completion percentage ranked 10th-best among major college QBs ... Had a streak of 232 straight attempts without an INT, setting a school record ... Had 91-yard TD pass vs. Akron in the season-opener, the longest pass completion in school history ... Threw for a career-high 404 yards and four TDs vs. Temple ... Named MVP of the Fiesta Bowl with a win over Baylor, throwing for 301 yards and three TDs ... Won the starting job in the preseason as a sophomore and started all 14 games ... Was 251 of 399 passing (62.9 pct.) for 3,059 yards with 25 TDs/7 INTs ... Earned All-Conference USA honors, the first UCF passer to earn postseason league honors since 2002 ... Became first QB in school history to register at least two TD passes in 10 games during a regular season ... Had a streak of 147 straight passing attempts without an INT and when that streak ended, he threw 174 passes without an INT, setting a school record ... His 33 total TDs ranked second in the conference ... Spent 11 games as a reserve QB as a freshman ... Completed 68.2 percent of his passes (75 of 110) for 958 yards with six TDs and three INTs ... Named to Conference USA's All-Freshman Team ... Redshirted as a freshman ... Majored in Interpersonal/Organizational Communication and minored in Sports and Fitness.

**PERSONAL:** Son of Suzy and Rob Bortles ... Attended Oviedo High School where he finished his career by setting Seminole County records with 5,576 yards and 53 TDs ... Completed 151 of 233 passes for 2,211 yards with 27 TDs/7 INTs as a senior ... Central Florida was first university to extend a scholarship offer ... Captured MVP award at the Central Florida All-Star game following senior year ... Rated Florida's 8th-best player, according to the Orlando Sentinel's Florida Top 100 list ... Threw for 2,400 yards and 24 TDs as a junior ... Led team to district title as a sophomore and senior ... Also lettered in baseball ... Graduated with 3.3 grade point average ... His brother, Colby, plays baseball at Mississippi ... Twitter handle is @BBortles5.

## 2014 GAME-BY-GAME STATISTICS

### PASSING

DATE	OPP	P/S	COMP	ATT	PCT	YDS	AVG	TD	INT	SK	RTG
09/07	at PHI	0/0				DNP					
09/14	at WAS	0/0				DNP					
09/21	vs. IND	1/0	14	24	58.3	223	9.3	2	2	1	82.5
09/28	at S.D.	1/1	29	37	78.4	254	6.9	1	2	3	81.8
10/05	vs. PIT	1/1	22	36	61.1	191	5.3	0	2	1	52.0
10/12	at TEN	1/1	32	46	69.6	336	7.3	1	1	6	88.6
10/19	vs. CLE	1/1	17	31	54.8	159	5.1	1	3	2	40.3
10/26	vs. MIA	1/1	18	34	52.9	221	6.5	1	2	4	58.6
11/02	at CIN	1/1	22	33	66.8	247	7.5	2	1	1	96.4
11/09	vs. DAL	1/1	22	37	59.5	290	7.8	0	1	4	73.0
BYE WEEK											
11/23	at IND	1/1	15	27	55.6	146	5.4	0	1	4	55.5
11/30	vs. NYG	1/1	21	35	60.0	194	5.5	1	0	7	84.7
12/07	vs. HOU	1/1	20	39	51.3	205	5.3	1	1	4	64.6
12/14	at BAL	1/1	21	37	56.8	210	5.7	0	1	8	61.8
12/18	vs. TEN	1/1	13	26	50.0	115	4.4	1	0	4	75.0
12/28	at HOU	1/1	14	33	42.4	117	3.5	0	0	5	52.2
<b>2015 totals:</b>	<b>14/13</b>	<b>280</b>	<b>475</b>	<b>58.9</b>	<b>2,908</b>	<b>6.1</b>	<b>11</b>	<b>17</b>	<b>17</b>	<b>55</b>	<b>69.5</b>

### RUSHING

DATE	OPP	W/L*	ATT	YDS	AVG	TD
09/07	at PHI					DNP
09/14	at WAS					DNP
09/21	vs. IND		2	30	15.0	0
09/28	at S.D.	L	5	24	4.8	0
10/05	vs. PIT	L	4	14	3.5	0
10/12	at TEN	L	5	38	7.6	0
10/19	vs. CLE	W	5	37	7.4	0
10/26	vs. MIA	L	6	48	8.0	0
11/02	at CIN	L	4	10	2.5	0
11/09	vs. DAL	L	3	3	1.0	0
BYE WEEK						
11/23	at IND	L	5	24	4.8	0
11/30	vs. NYG	W	5	68	13.6	0
12/07	vs. HOU	L	3	10	3.3	0
12/14	at BAL	L	1	2	2.0	0
12/18	vs. TEN	W	5	50	10.0	0
12/28	at HOU	L	3	61	20.3	0
<b>2015 totals:</b>	<b>3-10*</b>	<b>56</b>	<b>419</b>	<b>7.5</b>	<b>2</b>	

\* games started

## 2015 GAME-BY-GAME STATISTICS

### PASSING

DATE	OPP	P/S	COMP	ATT	PCT	YDS	AVG	TD	INT	SK	RTG
09/13	vs. CAR	1/1	22	40	55.0	183	4.6	1	2	5	54.5
09/20	vs. MIA	1/1	18	33	54.5	273	8.3	2	0	0	102.2
09/27	at N.E.	1/1	17	33	51.5	242	7.3	2	1	2	83.1
10/04	at IND	1/1	28	50	56.0	298	6.0	1	0	1	80.2
10/11	at T.B.	1/1	23	33	69.7	303	9.2	4	1	6	125.4
10/18	vs. HOU	1/1	30	53	56.6	331	6.2	3	3	3	70.6
10/25	vs. BUF	1/1	13	29	44.8	182	6.3	2	1	2	74.2
BYE WEEK											
11/08	at NYJ	1/1	24	40	60.0	381	9.5	2	2	6	87.6
11/15	at BAL	1/1	22	45	48.9	188	4.2	2	1	3	65.8
11/19	vs. TEN	1/1	21	30	70.0	242	8.1	1	1	4	91.2
11/29	vs. S.D.	1/1	30	49	61.2	329	6.7	2	1	2	86.2
12/06	at TEN	1/1	24	36	66.7	322	8.9	5*	0	2	134.5
12/13	vs. IND	1/1	16	30	53.3	250	8.3	3	0	3	114.6
12/20	vs. ATL	1/1	23	38	60.5	297	7.8	1	1	2	82.9
12/27	at N.O.	1/1	27	35	77.1	368	10.5	4	2	2	124.5
01/03	at HOU	1/1	17	32	53.1	239	7.5	0	2	8	51.4
<b>2015 totals:</b>	<b>16/16</b>	<b>355#</b>	<b>606#</b>	<b>58.6</b>	<b>4,428#</b>	<b>7.3</b>	<b>35#</b>	<b>18</b>	<b>51</b>	<b>88.2</b>	

\* single-game franchise record

# single-season franchise record

### RUSHING

DATE	OPP	W/L	ATT	YDS	AVG	TD
09/13	vs. CAR	L	4	26	6.5	0
09/20	vs. MIA	W	2	27	13.5	0
09/27	at N.E.	L	3	7	2.3	0
10/04	at IND	L	4	31	7.8	0
10/11	at T.B.	L	1	21	21.0	0
10/18	vs. HOU	L	4	37	9.3	0
10/25	vs. BUF	W	5	-3	-0.6	0
BYE WEEK						
11/08	at NYJ	L	4	32	8.0	0
11/15	at BAL	W	2	25	12.5	0
11/19	vs. TEN	W	2	9	4.5	0
11/29	vs. S.D.	L	6	33	5.5	0
12/06	at TEN	L	2	-1	-0.5	0
12/13	vs. IND	W	4	17	4.3	1
12/20	vs. ATL	L	6	44	7.3	1
12/27	at N.O.	L	3	5	1.7	0
01/03	at HOU	L	0	0	0.0	0
<b>2015 totals:</b>	<b>5-11</b>	<b>52</b>	<b>310</b>	<b>6.0</b>	<b>2</b>	

## REGULAR SEASON CAREER STATISTICS

### PASSING

YEAR	TEAM	P/S	COMP	ATT	PCT	YDS	AVG	TD	INT	SK	RTG
2014	JAX	14/13	280	475	58.9	2,908	6.1	11	17	55	69.5
2015	JAX	16/16	355#	606#	58.6	4,428#	7.3	35#	18	51	88.2
<b>NFL totals:</b>	<b>2 yrs.</b>	<b>30/29</b>	<b>635</b>	<b>1,081</b>	<b>58.7</b>	<b>7,336</b>	<b>6.8</b>	<b>46</b>	<b>35</b>	<b>106</b>	<b>80.0</b>

# single-season franchise record

### RUSHING

YEAR	TEAM	W-L*	ATT	YDS	AVG	TD
2014	JAX	3-10	56	419	7.5	0
2015	JAX	5-11	52	310	6.0	2
<b>NFL totals:</b>	<b>2 yrs.</b>	<b>8-21</b>	<b>108</b>	<b>729</b>	<b>6.8</b>	<b>2</b>

\* games started

# LUKE BOWANKO

70

## LUKE BOWANKO

CENTER

6-6 310 LBS.

VIRGINIA

BORN JUNE 13, 1991

CLIFTON, VIRGINIA

ACQ: 6TH ROUND OF 2014 DRAFT (205TH)

EXP: 2ND YEAR



**GAMES PLAYED/STARTED:** 2014 (16/14), 2015 (7/0)

**NFL TOTALS:** 23 games, 14 starts

**POSTSEASON TOTALS:** 0 games, 0 starts

**TRANSACTIONS:** Originally drafted by Jacksonville in the sixth round (205th overall) of the 2014 draft.

**PRO:** Second-year pro started 14 games as a rookie after being selected in the sixth round of the draft ... Three-year letterman at Virginia ... Saw action at G and C ... Nominated for the Allstate AFCA Good Works Team for volunteer service on campus and in the community ... Last name is pronounced boh-WAIN-koh ...

**2015:** Saw action in seven games on special teams ... **9/13 vs. CAR:** Inactive ... **9/20 vs. MIA:** Saw action on special teams ... **9/27 at N.E.:** Saw action on special teams ... **10/4 at IND:** Saw action on special teams ... **10/11 at T.B.:** Saw action on special teams ... **10/18 vs. HOU:** Saw action on special teams ... **10/25 vs. BUF:** Saw action on special teams ... **11/8 at NYJ:** Inactive ... **11/15 at BAL:** Inactive ... **11/19 vs. TEN:** Inactive ... **11/29 vs. S.D.:** Inactive ... **12/6 at TEN:** Inactive ... **12/13 vs. IND:** Inactive ... **12/20 vs. ATL:** Inactive ... **12/27 at N.O.:** Inactive ... **1/3 at HOU:** Saw action on special teams ...

**2014:** Played in all 16 games with 14 starts at C ... **9/7 at PHI:** Made NFL debut and saw action on special teams ... **9/14 at WAS:** Saw action at center in the second half ... **9/21 vs. IND:** Made first career start, getting the start at C ... **10/19 vs. CLE:** Started at C and helped club rush for a season-high 185 yards. Left game briefly in first half with ankle sprain but returned ... **10/26 vs. MIA:** Started at C and part of OL that helped club for 176 yards, the first time since 2010 the club has eclipsed 150-plus rushing yards in back-to-back games.

**COLLEGE:** Three-year letterman ... Team captain ... Nominee for the Wuerffel Trophy, given annually to the student-athlete who best combines exemplary community service with athletic and academic achievement ... Started the first four games at LG and the final eight at C as a senior ... Helped a Virginia RB (Kevin Parks) rush for 1,000 yards for the first time since 2004 ... Made the switch to C due to injuries on the OL ... One of 11 players to start all 12 games as a junior ... Moved to C after playing RG in fall camp ... Helped lead an offense that outgained seven of its 12 opponents ... Played a vital role in club amassing 500-plus yards of offense for multiple times in one season for the first time since 2004 ... Named UVA's Offensive Player of the Game for both the TCU and North Carolina State games ... One of 13 games to start all 13 players as a sophomore ... Started on the OL with current Jaguar RT Austin Pasztor for all 13 games ... Made his first collegiate start at RG vs. William & Mary ... Appeared in five of 12 games as a redshirt freshman ... Made his collegiate debut vs. VMI ... Appeared in 68 plays at RG ... Played a season-high 26 plays at RG vs. Eastern Michigan ... Saw action vs. UNC, Boston College and Virginia Tech ... Redshirted after he did not appear in any games ... Majored in foreign affairs.


**PERSONAL:** Single ... Started for three years at Centreville (Clifton, Va.) High School where he played for head coach Gerry Pannoni ... Rated a three-star recruit by Rivals.com ... Second-team All-Region selection and honorable mention Washington Post All-Met as a senior ... Earned all-district honors on both offense and defense ... Also played on the school's basketball team. Twitter handle is @LBow70.



# ANDRE BRANCH

## 90 ANDRE BRANCH

DEFENSIVE END  
6-5 265 LBS.  
CLEMSON  
BORN JULY 14, 1989  
RICHMOND, VIRGINIA  
ACQ: 2ND ROUND OF 2012 DRAFT (38TH)  
EXP: 4TH YEAR



**GAMES PLAYED/STARTED:** 2012 (13/3), 2013 (16/0), 2014 (9/0), 2015 (13/10)

**NFL TOTALS:** 51 games, 13 starts

**POSTSEASON TOTALS:** 0 games, 0 starts

**TRANSACTIONS:** Originally drafted by Jacksonville in second round (38th overall) in 2012 draft.

**PRO:** Fourth-year DE has played in 51 games with 13 starts ... Career totals include 99 tackles (69 solo), 14.0 sacks, 25 QB pressures, 11 passes defended, five forced fumbles and three fumble recoveries ... Added two special teams tackles ... Possesses long arms with an eighty-two inch wing span ... Was limited by injuries in 2014, playing in nine games ... Posted career-best six sacks in 2013 ... Was placed on injured reserve with a groin injury as a rookie and missed the final three games ... First player from Clemson drafted by the Jaguars in franchise history ... Became only fourth DE selected by the Jaguars in the first two rounds in franchise history ...

**2015:** Saw action in 13 games, starting a career-high 10 contests ... Totaled 24 tackles (18 solo), including 4.0 sacks, four tackles for loss, four passes defended, two forced fumbles and one fumble recovery for a TD ... **9/13 vs. CAR:** Inactive ... **9/20 vs. MIA:** Inactive ... **9/27 at N.E.:** Inactive ... **10/4 at IND:** Saw action for the first time this season at DE ... **10/11 at T.B.:** Started for the first time this season at LEO ... **10/18 vs. HOU:** Saw action at DE, tallying two tackles (two solo), including a tackle for loss, and one pass defended ... **10/25 vs. BUF:** Made two tackles (two solo), including a sack and forced fumble ... **11/8 at NYJ:** Made a season-high three tackles (three solo) ... **11/15 at BAL:** Started at LEO and made one tackle (one solo) ... **11/19 vs. TEN:** Started at LEO, making two tackles (one solo), including a sack of Titans QB Marcus Mariota on the final play of the game ... **11/29 vs. S.D.:** Started at LEO ... **12/6 at TEN:** Started at LEO and made one tackle ... **12/13 vs. IND:** Started at LEO and made a season-high four tackles (four solo) and 2.0 sacks, including a sack-fumble in the second quarter that he returned 49 yards for a touchdown ... Added one pass defended ... **12/20 vs. ATL:** Started at LEO and made three tackles (three solo), including two passes defended ... **12/27 at N.O.:** Started at LEO and made three tackles (one solo) ... **1/3 at HOU:** Matched a season-high with four tackles (two solo) ...

**2014:** Saw action in nine games and totaled 18 tackles (12 solo), three sacks, two forced fumbles, one fumble recovery, three passes defended, two tackles for loss and two QB hits ... Missed seven games with a groin injury ... **9/7 at PHI:** Posted 2.0 sacks, two forced fumbles and two tackles for loss in the season-opener. Sacked Nick Foles in the first quarter and forced a fumble that was recovered by DT Ziggy Hood. Sacked Foles with less than two minutes in the first half for a 14-yard loss ... **9/21 vs. IND:** Registered his third sack of the season, taking down Andrew Luck for a five-yard loss in the second quarter ... **10/5 vs. PIT:** Recovered a Ben Roethlisberger fumble forced by Abry Jones in the fourth quarter, his second career fumble recovery ... **10/12 at TEN:** Had one assisted tackle and QB hit, forcing Charlie Whitehurst into an intentional grounding penalty ... **10/19 vs. CLE:** Registered a season-high four tackles (two solo) and added one pass defended. Suffered a groin strain late in the fourth quarter and did not return ... Was inactive for four straight games with injury ... **11/30 vs. NYG:** Returned to action and had one solo tackle. Re-injured his groin in the first half, returned for one series, and then was declared out ... Was inactive following three games ... **12/28 at HOU:** Totaled four tackles and one pass defended in his return for season-finale ...

**2013:** Played in all 16 games and ranked second on the team with a career-high six sacks ... Produced career-high 37 tackles (30 solo), nine QB pressures and tied for team-lead with 10 tackles for loss ... **10/6 at STL:** Recorded his first sack of the season and second of his career in the third quarter. Added three solo tackles, one tackle for loss and one QB hit ... **11/17 vs. ARI:** Totaled two solo tackles, one sack, two tackles for loss and two QB hits. Sacked Carson Palmer in the third quarter ... **11/24 at HOU:** Posted a sack in his second consecutive game, taking down QB Case Keenum for a 19-yard loss in the first quarter. Added two solo tackles, one tackle for loss, one QB hit and one pass defended ... **12/5 vs. HOU:** Registered a sack for the third time in the last four games and finished with four tackles (three solo), one tackle for loss and one QB hit ... **12/15 vs. BUF:** Had a sack for the second consecutive game and added five tackles including two tackles for loss ... **12/22 vs. TEN:** Totaled four tackles (three solo), one sack, one tackle for loss and one QB hit. Sacked QB Ryan Fitzpatrick in the second quarter, his third straight game with a sack ...

**2012:** Appeared in 13 games as a rookie and made three starts ... Finished with 20 tackles (11 solo), one sack, one forced fumble, one fumble recovery and two passes defended ... Suffered a season-ending groin injury and was placed on injured reserve on Dec. 18, missing the final two games ... Made NFL debut on **9/9 at MIN** and

recorded three tackles and two QB pressures ... Made first career start on **9/16 vs. HOU** and totaled six tackles with two QB pressures ... **10/28 at GB:** Had two tackles (one solo) with one pass defended. Logged first career sack, forced fumble and fumble recovery on a second quarter sack of Aaron Rodgers, setting up a TD before halftime ... **11/18 at HOU:** Played 20 snaps at DE with one QB pressure and made two special teams tackles ... Was inactive (groin) on **12/16 at MIA** and was placed on injured reserve (groin) on Dec. 18.

**COLLEGE:** Four-year letterman, playing in 48 games with 27 starts ... Career totals include 197 tackles (142 solo), 17.5 sacks, 33.5 tackles for loss and 41 QB pressures ... Added 11 passes defended ... Finished with a career-high 10.5 sacks as a senior, fourth-most in school history ... Started all 14 games as a senior at DE ... Team co-captain ... Earned second-team All-America honors by the Walter Camp Foundation, CBSSports.com, Phil Steele, Rivals.com and Sports Illustrated ... First-team All-ACC selection ... Registered a career-high 10.5 sacks, the most in the ACC and the fourth-most in school history for a season ... Compiled career-best 85 tackles (64 solo), team-high 17 tackles for loss, 17 QB pressures, one fumble recovery and one forced fumble ... The 17 tackles for loss ranked third in the ACC ... Started 13 games at DE as a junior in first season as starter ... Finished with 55 tackles (36 solo), five sacks, 7.5 tackles for loss and team-high 16 QB pressures ... Led all ACC defensive ends with seven passes defended ... Appeared in all 14 games as a sophomore ... Recorded 46 tackles (33 solo), two sacks, eight tackles for loss and seven QB pressures ... Played in first four games as a freshman and final three games ... Totaled 11 tackles (nine solo) along with two special teams tackles ... Redshirted as a freshman ... Majored in sociology.

**PERSONAL:** Single ... Attended Varina High School in Richmond, Va. ... Two-year starter at LB and TE ... Helped team to 11-2 mark as a senior and 9-1 record as a junior ... Rated the 47th-best prospect in the state by Rivals.com ... Recorded 62 tackles, seven tackles for loss, three sacks, two INTs and two fumble recoveries as a senior ... Also lettered in basketball ... Born in Richmond, Virginia ... Twitter handle is @BranchNout90 ... Full name: Geraldus Andre Branch.

### 2015 GAME-BY-GAME STATISTICS

DATE	OPP	TKL	SOLO	ASST	ST	SACKS	FF	FR	PD	TFL
09/13	vs. Carolina					ina				
09/20	vs. Miami					ina				
09/27	at New England					ina				
10/04	at Indianapolis	0	0	0	0	0.0	0	0	0	0
10/11	at Tampa Bay	0	0	0	0	0.0	0	0	0	0
10/18	vs. Houston	2	2	0	0	0.0	0	0	1	1
10/25	vs. Buffalo	2	2	0	0	1.0	1	0	0	1
11/1	BYE WEEK									
11/08	at N.Y. Jets	2	2	0	0	0.0	0	0	0	0
11/15	at Baltimore	1	1	0	0	0.0	0	0	0	0
11/19	vs. Tennessee	2	1	1	0	1.0	0	0	0	1
11/29	vs. San Diego	0	0	0	0	0.0	0	0	0	0
12/06	at Tennessee	1	0	1	0	0.0	0	0	0	0
12/13	vs. Indianapolis	4	4	0	0	2.0	1	1	1	1
12/20	vs. Atlanta	3	3	0	0	0.0	0	0	2	0
12/27	at New Orleans	3	1	2	0	0.0	0	0	0	0
01/03	at Houston	4	2	2	0	0.0	0	0	0	0
<b>2015 totals:</b>		<b>24</b>	<b>18</b>	<b>6</b>	<b>0</b>	<b>4.0</b>	<b>2</b>	<b>1</b>	<b>4</b>	<b>4</b>

### REGULAR SEASON CAREER STATISTICS

YEAR	TEAM	GP/GS	TKL	SOLO	ASST	ST	SACKS	FF	FR	PD	TFL
2012	JAX	13/3	20	9	11	2	1.0	1	1	1	0
2013	JAX	16/0	37	30	7	0	6.0	0	0	3	10
2014	JAX	9/0	18	12	6	0	3.0	2	1	3	2
2015	JAX	13/10	24	18	6	0	4.0	2	1	4	4
<b>NFL totals: 4 yrs.</b>		<b>51/13</b>	<b>99</b>	<b>69</b>	<b>30</b>	<b>2</b>	<b>14.0</b>	<b>5</b>	<b>3</b>	<b>11</b>	<b>16</b>

# SERGIO BROWN

**38** SERGIO BROWN



SAFETY

6-2 207 LBS.

NOTRE DAME

BORN MAY 22, 1988

MAYWOOD, ILLINOIS

ACQ: UNRESTRICTED FREE AGENT (INDIANAPOLIS) 2015

EXP: 6TH YEAR

**GAMES PLAYED/STARTED:** 2010 (11/0, 1/0), 2011 (15/3, 3/0), 2012 (16/0, 1/0), 2013 (14/0, 2/0), 2014 (15/8, 3/0), 2015 (15/4)

**NFL TOTALS:** 86 games, 15 starts

**JAGUARS TOTALS:** 15 games, 4 starts

**POSTSEASON TOTALS:** 10 games, 0 starts

**TRANSACTIONS:** Originally signed by New England as an undrafted free agent on 4/29/10 ... Waived on 9/4/10 ... Signed by New England to the practice squad on 9/6/10 ... Promoted to the 53-man roster on 10/23/10 ... Waived on 8/31/12 ... Claimed off waivers by Indianapolis on 9/1/12 ... Signed as an unrestricted free agent by Jacksonville on 3/11/15.

**PRO:** Sixth-year safety has appeared in 87 games with 15 starts ... Has spent time with New England and Indianapolis ... Career totals include 124 tackles (99 solo), 2.5 sacks, one INT, 10 passes defended, three QB hits, four tackles for loss and four fumble recoveries ... Has appeared in 10 postseason games, including at least one in each of the first five seasons ... One of eight current Jaguars to play in a Super Bowl (XLVI for New England) ...

**2015:** Played in all 16 games and made four starts at FS and on special teams ... Totaled 36 tackles (29 solo), two passes defended, two tackles for loss and 1.5 sacks ... **9/13 vs. CAR:** Made his Jaguars debut, making four stops (four solo) ... **9/20 vs. MIA:** Made five tackles (four solo), including 0.5 sacks ... **9/27 at N.E.:** Made three tackles (three solo) and recorded one pass defended before exiting the game with a calf strain ... **10/4 at IND:** Inactive ... **10/11 at T.B.:** Returned from injury and started at FS, making two tackles (one solo) ... **10/18 vs. HOU:** Saw action at FS and on special teams ... **10/25 vs. BUF:** Saw action at FS and on special teams ... **11/8 at NYJ:** Saw action at FS, making three tackles (two solo), and on special teams ... **10/15 at BAL:** Saw action at FS, making three tackles (three solo) ... **11/19 vs. TEN:** Saw action at FS and on special teams ... **11/29 vs. S.D.:** Saw action at FS, making two tackles (two solo), and on special teams ... **12/6 at TEN:** Saw action at FS, making four tackles (three solo) and 1.0 sack ... **12/13 vs. IND:** Made three tackles (two solo) and recorded one pass defended ... **12/20 vs. ATL:** Saw action at FS, making four tackles (four solo) and one tackle for loss, and on special teams ... **12/27 at N.O.:** Saw action at FS and on special teams ... **1/3 at HOU:** Saw action at FS, making three tackles (two solo), and on special teams ...

**2014:** Played in 15 games with a career-high eight starts for the Colts ... Inactive for the season opener on **9/7 at DEN** ... Made his first start of the season on **10/5 vs. BAL** and made three tackles, including his first career sack ... Started at FS and made four tackles (two solo) on **10/9 at HOU** ... Posted a season-high two passes defended on **11/3 at NYG** ... Matched his career-high with seven tackles (four solo) on **11/16 vs. N.E.** ... Made four tackles (three solo) on **11/30 vs. WAS** ... Registered two tackles (one solo), including one tackle for loss on **12/21 at DAL** ... Appeared in all three postseason games: Wild Card Round on **1/4/15 vs. CIN**, Divisional Round on **1/11/15 at DEN** and the AFC Championship Game on **1/18/15 at N.E.** ...

**2013:** Saw action in 14 games and totaled two solo tackles, two fumble recoveries and seven special teams tackles ... Made one solo tackle and two special teams tackles on **9/29 at JAX** ... Registered one solo tackle, recovered a fumble and added two special teams tackles on **10/20 vs. DEN**, and downed two punts inside the 20-yard line ... Finished with one special teams tackle and one blocked field goal on **11/24 at ARI** ... On **12/1 vs. TEN**, recovered a muffed punt for six yards and added a tackle ... Appeared at FS and on special teams during the Wild Card Playoff game on **1/4/14 vs. K.C.** and added one special teams tackle ... Saw action at FS and on special teams in the team's Divisional Playoff game on **1/11/14 at N.E.** ...

**2012:** Appeared in all 16 games for the first time in his career after being claimed by Indianapolis on Sept. 1 (waived by New England) ... Made his Colts debut on **9/9 at CHI** ... Made one solo tackle on **9/23 vs. JAX** ... Totaled one tackle, one pass defended and added two special teams tackles on **10/7 vs. G.B.** ... Finished the season with nine special teams tackles (five solo) ... Saw action on special teams on **11/8 at JAX** and downed a punt at the Jaguars four-yard line ...

**2011:** Saw action in 15 games with three starts ... Totaled 26 tackles (18 solo), one INT and 11 special teams tackles ... Registered three solo tackles and three special teams tackles in the season opener on **9/12 at MIA** ... Made his first NFL start on **9/18 vs. S.D.** and made a career-high seven tackles (five solo) and his first career INT, intercepting Philip Rivers ... Made four tackles (two solo) on **10/2 at OAK** ... Totaled six tackles (five solo) on **12/18 at DEN** ... Registered two special teams tackles in the season finale on **1/1/12 vs. BUF** ... Saw action on special teams and made two tackles

in the Divisional Playoffs on **1/14/12 at DEN** ...

**2010:** Totaled nine tackles, three special teams tackles and one special teams fumble recovery as a rookie ... Made his NFL debut on **10/24 at S.D.**, a day after being promoted to the 53-man roster, and made five tackles ... Made one solo tackle on **10/31 vs. MIN** ... Made two special teams tackles and two solo tackles on **11/14 at PIT** ... Registered one special teams tackle on **11/21 vs. IND** ... Recovered a muffed punt by C.J. Spiller on **12/26 at Buffalo** in the fourth quarter.

**COLLEGE:** Four-year letterman ... Played in 44 games with 18 starts and finished his career with 89 tackles ... Became the starting safety midway through his junior season in 2008 ... As a senior in 2009, started in 12 games and finished with 50 tackles, including 1.0 sack ... As a junior in 2008, started six of 13 games and finished with 28 tackles, including 1.0 sack ... Saw action primarily on special teams during his freshman and sophomore seasons ... Played in 11 games as a true freshman in 2006 ... Majored in marketing.

**PERSONAL:** Attended Proviso East (Maywood, Ill.) High School where he played WR and FS ... As a senior, accounted for 710 all-purpose yards and scored six TDs at WR and totaled 41 tackles, 2.0 sacks and six INTs as a FS ... Born on May 22, 1988 ... Twitter handle is @SergioBrown38.

## 2015 GAME-BY-GAME STATISTICS

DATE	GAME	TKL	SOLO	ASST	SACKS	FF	FR	INT	PD
09/13	vs. Carolina	4	4	0	0.0	0	0	0	0
09/20	vs. Miami	5	4	1	0.5	0	0	0	0
09/27	at New England	3	3	0	0.0	0	0	0	1
10/04	at Indianapolis				ina				
10/11	at Tampa Bay	2	1	1	0.0	0	0	0	0
10/18	vs. Houston	0	0	0	0.0	0	0	0	0
10/25	vs. Buffalo	0	0	0	0.0	0	0	0	0
11/01	BYE WEEK								
11/08	at N.Y. Jets	3	2	1	0.0	0	0	0	0
11/15	at Baltimore	3	3	0	0.0	0	0	0	0
11/19	vs. Tennessee	0	0	0	0.0	0	0	0	0
11/29	vs. San Diego	2	2	0	0.0	0	0	0	0
12/06	at Tennessee	4	3	1	1.0	0	0	0	0
12/13	vs. Indianapolis	3	2	1	0.0	0	0	0	1
12/20	vs. Atlanta	4	4	0	0.0	0	0	0	0
12/27	at New Orleans	0	0	0	0.0	0	0	0	0
01/03	at Houston	3	1	2	0.0	0	0	0	0
<b>2015 totals:</b>		<b>36</b>	<b>29</b>	<b>7</b>	<b>1.5</b>	<b>0</b>	<b>0</b>	<b>0</b>	<b>2</b>

## REGULAR SEASON CAREER STATISTICS

YEAR	TEAM	GP/GS	TKL	SOLO	ASST	SACKS	FF	FR	INT	PD
2010	N.E.	11/0	8	7	1	0.0	0	1	0	0
2011	N.E.	15/3	26	18	8	0.0	0	0	1	1
2012	IND	16/0	2	2	0	0.0	0	0	0	1
2013	IND	14/0	2	2	0	0.0	0	2	0	0
2014	IND	15/8	32	23	9	1.0	0	1	0	6
2015	JAX	15/4	36	29	7	1.5	0	0	0	2
<b>NFL totals:</b>	<b>6 yrs.</b>	<b>86/15</b>	<b>124</b>	<b>99</b>	<b>25</b>	<b>2.5</b>	<b>0</b>	<b>4</b>	<b>1</b>	<b>10</b>

## POSTSEASON CAREER STATISTICS

YEAR	TEAM	GP/GS	TKL	SOLO	ASST	SACKS	FF	FR	PD	INT
2010	N.E.	1/0	0	0	0	0.0	0	0	0	0
2011	N.E.	3/0	0	0	0	0.0	0	0	0	0
2012	IND	1/0	0	0	0	0.0	0	0	0	0
2013	IND	2/0	0	0	0	0.0	0	0	0	0
2014	IND	3/0	1	1	0	0.0	0	0	0	0
<b>NFL totals:</b>	<b>6 yrs.</b>	<b>10/0</b>	<b>1</b>	<b>1</b>	<b>0</b>	<b>0.0</b>	<b>0</b>	<b>0</b>	<b>0</b>	<b>0</b>



# A.J. CANN

60

## A.J. CANN

GUARD

6-3 315 LBS.

SOUTH CAROLINA

BORN OCTOBER 3, 1991

BAMBERG, SOUTH CAROLINA

ACQ: 3RD ROUND OF 2015 DRAFT (67TH)

EXP: ROOKIE



**GAMES PLAYED/STARTED:** 2015 (15/13)

**NFL TOTALS:** 15 games, 13 starts

**TRANSACTIONS:** Originally drafted by Jacksonville in third round (67th overall) in 2015 draft.

**PRO:** Second player drafted by the Jaguars from the University of South Carolina ...

**2015:** Rookie offensive lineman started 13 games at RG ... **9/13 vs. CAR:** Inactive ... **9/20 vs. MIA:** Saw action on special teams ... **9/27 at N.E.:** Saw action on special teams ... **10/4 at IND:** Made his first career start at RG, helping fellow rookie RB T.J. Yeldon rush for 100+ yards ... **10/11 at T.B.:** Made his second career start at RG ... **10/18 vs. HOU:** Started at RG in his EverBank Field debut ... **10/25 vs. BUF:** Started at RG, helping RB T.J. Yeldon rush for a season-high 115 yards ... **11/8 at NYJ:** Started at RG ... **10/15 at BAL:** Started at RG ... **11/19 vs. TEN:** Started at RG ... **11/29 vs. S.D.:** Started at RG ... **12/6 at TEN:** Started at RG ... **12/13 vs. IND:** Started at RG, helping the Jaguars rush for a season-high 154 yards ... **12/20 vs. ATL:** Started at RG ... **12/27 at N.O.:** Started at RG ... **1/3 at HOU:** Started at RG ...

**COLLEGE:** Four-year starter ... Started in 51 games, the second-most in school history (T.J. Johnson, 53) ... Three-time member of the SEC Fall Academic Honor Roll ... In 2014, named first-team All-America by Sporting News, ESPN.com and CBSSportsline.com, was a second-team All-American by Walter Camp, Associated Press and Sports Illustrated, and was a third-team selection by College Sports Madness ... Earned first team All-SEC honors by the coaches and ESPN.com and was a second-team pick by the AP ... In 2013, voted a permanent team captain as a junior ... Started every game ... was a first-team midseason and third-team postseason All-SEC selection by Phil Steele ... Member of the SEC Fall Academic Honor Roll ... Presented with the Everyday Hustle Award for the offense at the spring game ... In 2012, redshirt sophomore offensive lineman ... Started 12 of 13 games at LG ... Earned a spot on Phil Steele's third-team Midseason All-SEC squad ... In 2011, redshirt freshman who started every game at left guard ... One of seven Gamecocks to earn a start in every contest ... First-team Freshman All-American by CollegeFootballNews.com, CBSSports.com, FOXSportsNext.com and Phil Steele ... Coaches' and Rivals.com SEC All-Freshman team ... In 2010, redshirted as a true freshman.

**PERSONAL:** Played on both sides of the ball for Head Coach Kevin Crosby at Bamberg-Ehrhardt (S.C.) High School ... Graded out at 96 percent with 60 knockdown blocks as an offensive tackle ... Did not give up a sack ... Also logged 95 tackles, 24 tackles for loss and six sacks as defensive lineman ... A.J. Cann's given name is Aaron ... Born October 3, 1991 ... Majored in African American studies ... Twitter handle is @AJCann50.

# CHRIS CLEMONS

## 91 CHRIS CLEMONS

DEFENSIVE END  
6-3 255 LBS.  
GEORGIA

BORN OCTOBER 30, 1981

GRIFFIN, GEORGIA

ACQ: UNRESTRICTED FREE AGENT (SEATTLE) 2014

EXP: 12TH YEAR



**GAMES PLAYED/STARTED:** 2003 (IR), 2004 (6/0), 2005 (14/1), 2007 (16/2), 2008 (16/0, 3/0), 2009 (16/0, 1/0), 2010 (16/16, 2/2), 2011 (16/16), 2012 (16/16, 1/1), 2013 (14/11, 3/3), 2014 (16/16), 2015 (16/7)

**NFL TOTALS:** 162 games, 85 starts

**JAGUARS TOTALS:** 32 games, 23 starts

**POSTSEASON TOTALS:** 10 games, 6 starts

**TRANSACTIONS:** Originally signed by Washington as an undrafted free agent on 4/28/03 ... Waived on 9/5/04 ... Signed by Cleveland to the practice squad on 9/29/04 ... Signed by Washington to the active roster on 11/24/04 ... Waived on 8/5/06 ... Signed by Oakland as a free agent on 1/1/07 ... Signed by Philadelphia as an unrestricted free agent on 3/1/08 ... Traded by Philadelphia to Seattle on 3/16/10 ... Waived on 3/12/14 ... Signed by Jacksonville as an unrestricted free agent on 3/13/14.

**PRO:** 12th-year NFL veteran has seen action with Washington, Oakland, Philadelphia, Seattle and Jacksonville ... Began career as a undrafted rookie with the Redskins in 2003 ... Has played in 162 games with 85 starts over 12 NFL seasons ... Career totals include 258 tackles (183 solo), 69.0 sacks, 17 forced fumbles, seven fumble recoveries and 24 passes defended ... Has 12 career multi-sack games ... Posted three sacks in the first quarter in Indianapolis on Nov. 23, 2014, tied for the most sacks by a player in the first quarter in NFL history ... Has sacked 41 different quarterbacks including Sam Bradford a career-high 6.5 times ... His 69 career sacks are the seventh-most all-time by an undrafted player in NFL history ... Has played in 10 postseason games with six starts and has made 22 tackles (14 solo), 3.0 sacks, two forced fumbles and three passes defended ... Has started all 16 games in four different seasons including 2014, his first season with the Jaguars ... Has at least eight sacks in four of the last five seasons ... Led the NFL in 2014 with four sack-fumbles ... Ranked sixth in the NFL from 2010-12 with 33.5 sacks and was one of only three players in the NFL to register at least 11.0 sacks in each of those seasons ...

**2015:** Saw action in all 16 games with seven starts at LEO and DT ... Totaled 14 tackles (13 solo), including five tackles for loss and 3.0 sacks ... **9/13 vs. CAR:** Recorded two tackles (two solo), one sack and one pass defended ... **9/20 vs. MIA:** Made one tackle (one solo), including one tackle for loss ... **9/27 at N.E.:** Started at LEO in the team's road opener ... **10/4 at IND:** Started at LEO and had one tackle and one QB hurry ... **10/11 at T.B.:** Saw action at LEO and on special teams ... **10/18 vs. HOU:** Started at LEO, making two tackles (two solo) and forcing one fumble ... **10/25 vs. BUF:** Made two tackles (two solo) and recovered one fumble which he returned six yards for a TD ... **11/8 at NYJ:** Made one tackle, including a sack and two QB hurries ... **11/15 at BAL:** Saw action at DE ... **11/19 vs. TEN:** Saw action at DE ... **11/29 vs. S.D.:** Started at DT and recorded one tackle (one solo) ... **12/6 at TEN:** Saw action at DE and on special teams ... **12/13 vs. IND:** Made one tackle (one solo) and registered his 69th career sack ... **12/20 vs. ATL:** Made two tackles (two solo), including one tackle for loss ... **12/27 at N.O.:** Saw action at LEO and made one tackle (one solo) ... **1/3 at HOU:** Saw action at LEO ...

**2014:** Started all 16 games at DE in his first season with the Jaguars ... Ranked second on the club with eight sacks and added 36 tackles (27 solo), four forced fumbles, six tackles for loss, three passes defended, one fumble recovery and 10 QB hits ... Led the NFL with four sack-fumbles ... **9/7 at PHI:** Posted four tackles including a sack and forced fumble in his Jaguars debut. Sacked Nick Foles and forced a fumble on the Eagles first offensive possession and DE Ryan Davis secured the recovery ... **10/5 vs. PIT:** Totaled a season-high five tackles in start at DE along with one sack and one QB hit ... **10/12 at TEN:** Registered a sack in a second consecutive game. Added two tackles, one QB hit and one tackle for loss. Sacked Charlie Whitehurst on final play of the first half ... **10/19 vs. CLE:** Recorded a sack in a third consecutive game, taking down Brian Hoyer for an eight-yard loss on the Browns final play from scrimmage. Marked only second time (2007) in his career with a full sack in three straight games ... **10/26 vs. MIA:** Had three solo tackles and one pass defended. Snapped streak at three games with a sack ... **11/23 at IND:** Tallied a season-high three sacks with all three sacks coming in the first quarter. Tied for the most sacks in NFL history by a player in the first quarter and the three sacks tied a single-game Jaguars record. Totaled three QB hits, one forced fumble and two tackles for loss. Sacked Andrew Luck on the Colts first offensive possession and forced a fumble that was recovered by LB Telvin Smith. On the ensuing possession, he sacked Luck for a nine-yard loss on third down. Added a five-yard sack late in the first quarter ... **11/30 vs. NYG:** Started at DE and recovered an Eli Manning fumble off a Sen'Derrick Marks sack late in the fourth quarter to seal the victory. Added three solo tackles and one pass defended ... **12/28 at HOU:** Started at DE and registered a sack/forced fumble of Case Keenum in the third quarter ...

**2013:** Started 11 of 14 games and totaled 24 tackles (12 solo), 4.5 sacks, one forced fumble and two passes defended ... Made his first sack of the season on **9/29 at HOU** ... Registered his second consecutive game with a sack on **10/6 at IND** on Colts QB Andrew Luck ... Made a half-sack on **10/13 vs. TEN**, his third-straight game with a sack ... Registered his final sack of the season on **12/8 at SF** when he took down 49ers QB Colin Kaepernick for an 11-yard loss ... Started all three postseason games and totaled nine tackles (six solo), including one sack, one pass defense and forced two fumbles in the Seahawks Super Bowl XLVIII run ...

**2012:** Saw action in all 16 games for the sixth straight season ... Made 16 starts at DE for the third straight year ... Season totals included 40 tackles (30 solo), three forced fumbles, one fumble recovery and four passes defended ... Made a career-high 11.5 sacks, his third straight season with 11-plus sacks ... Brought down Patriots QB Tom Brady for a seven-yard loss on **10/14 vs. NE**, his second straight game with a sack ... Registered his second multi-sack game on **12/16 at BUF** when he recorded 2.5 sacks for 29 yards in a Seahawks win ... F Started at DE on **1/6 at WAS** in the Wild Card game and suffered a torn ACL and was placed on injured reserve before the following Divisional playoff game ...

**2011:** Saw action in all 16 games for the fifth straight season ... Made 16 starts at DE for the second straight year ... Matched his previous career-high with his second consecutive 11-sack season ... Season totals included a career-high 51 tackles (34 solo), three forced fumbles and five passes defended ... Registered his first sack of the season on **9/18 at PIT** ... Made a sack in a second consecutive game on **9/25 vs. ARI** ... Recorded two sacks on **10/9 at NYG** ... Registered his second multi-sack game of the season when he made 3.0 sacks and forced two fumbles on **11/20 at STL** en route to NFC Defensive Player of the Week ... Made 2.0 sacks for 21 yards on **12/18 at CHI**, his third multi-sack game of the season ...

**2010:** Saw action in all 16 games for the fourth straight season and started all 16 games for the first time ... In first season as a regular starter, led Seattle with a career-high 11.0 sacks, including four multi-sack games ... Season totals included 49 tackles (33 solo), four passes defended, one forced fumble and one fumble recovery ... Had back-to-back multi-sack (2.0) games on **9/26 vs. SD** and on **10/3 at STL** ... Tied his season-high with five tackles (four solo), including 2.0 sacks on **11/14 at ARI** ...

**2009:** Played in all 16 games for the third straight season ... Season totals included seven tackles (four solo), 3.0 sacks and one pass defense ... Made a half-sack on **9/27 vs. KC** ... Registered a season-high three tackles, including one sack on **10/26 at WAS** ... Added a half-sack on **11/1 vs. NYG** ... Also added four special teams tackles on the season, including two on **12/20 vs. SF** ...

**2008:** Saw action in all 16 games for the second straight season ... Season totals included seven tackles (six solo), 4.0 sacks, one pass defense, one forced fumble and two fumble recoveries ... Made his first sack of the season on **11/2 at SEA** ... Added a sack on **11/16 at CIN** ... Named the NFC Defensive Player of the Week after recovering a fumble and returning it 73 yards for a TD in the playoff-clinching victory on **12/28 vs. DAL**, while also adding 2.0 sacks and one forced fumble ... Made his first postseason appearance and made three tackles in the three-game postseason run ...

**2007:** Played in all 16 games for the first time in his career ... Also started two games at DE ... Season totals included 17 tackles (12 solo), 8.0 sacks, two forced fumbles, one fumble recovery and one pass defended ... Also added three special teams tackles ... Made three tackles (two solo) and had one sack in the season opener on **9/9 vs. DET** ... Registered a sack on **10/21 vs. KC** ... Recorded a sack in three consecutive games on **11/11 vs. CHI** (1.0 sack for four yards), on **11/18 at MIN** (2.0 sacks for 14 yards) and on **11/25 at KC** (1.0 sack for 13 yards) ...

**2006:** Was waived by Washington in training camp and did not play in the NFL during the 2006 season ...

**2005:** Saw action in 14 games with one start ... Season totals included seven tackles (six solo), 2.0 sacks, one forced fumble and one pass defense ... Also added two special teams tackles ... Made his first sack of the season on **10/30 at NYG** ... Registered his second and final sack of the season on **11/20 vs. OAK** ... Made his first NFL start at LB on **12/11 at ARI** in a Redskins victory ...

**2004:** Saw action in six games ... Season totals included six solo tackles, 3.0 sacks, one forced fumble and one pass defense ... Made a sack in his NFL debut on **11/28 at PIT** ... Added his second sack of the season on **12/12 vs. PHI** ... Registered his third and final sack of the season on **12/26 at DAL** ...

**2003:** Was placed on injured reserve on Aug. 31 and missed the entire 2003 season.

**COLLEGE:** Three-year letterman ... Left for the NFL following his junior season ... Started 14 of 25 games ... In 2000, became the first freshman to start at LB for the Bulldogs since Randall Godfrey in 1992 ... Named the team's most improved player following his junior season ... Majored in child and family development.

**PERSONAL:** Four-year letterman and three-year starter at Griffin (Ga.) High School ... First-team AAA All-Region selection and was nominated as the regional MVP as a senior ... Saw action at CB, LB, DE and TE during his high school career ... Also lettered in track ... Brother, Nic Clemons, is a former NFL DT ... His uncle, Charlie Clemons, was a seven-year NFL LB ... Twitter handle is @ChrisClemons91.

# CHRIS CLEMONS



## 2015 GAME-BY-GAME STATISTICS

DATE	OPP	TKL	SOLO	ASST	ST	SACKS	FF	FR	PD	TFL
09/13	vs. Carolina	2	2	0	0	1.0	0	0	1	1
09/20	vs. Miami	1	1	0	0	0.0	0	0	0	1
09/27	at New England	0	0	0	0	0.0	0	0	0	0
10/04	at Indianapolis	1	0	1	0	0.0	0	0	0	0
10/11	at Tampa Bay	0	0	0	0	0.0	0	0	0	0
10/18	vs. Houston	2	2	0	0	0.0	1	0	0	0
10/25	vs. Buffalo	2	2	0	0	0.0	0	1	0	0
11/1	BYE WEEK									
11/08	at N.Y. Jets	1	1	0	0	1.0	0	0	0	1
11/15	at Baltimore	0	0	0	0	0.0	0	0	0	0
11/19	vs. Tennessee	0	0	0	0	0.0	0	0	0	0
11/29	vs. San Diego	1	1	0	0	0.0	0	0	0	0
12/06	at Tennessee	0	0	0	0	0.0	0	0	0	0
12/13	vs. Indianapolis	1	1	0	0	1.0	0	0	0	1
12/20	vs. Atlanta	2	2	0	0	0.0	0	0	0	1
12/27	at New Orleans	1	1	0	0	0.0	0	0	0	0
01/03	at Houston	0	0	0	0	0.0	0	0	0	0
<b>2015 totals:</b>		<b>14</b>	<b>13</b>	<b>1</b>	<b>0</b>	<b>3.0</b>	<b>1</b>	<b>1</b>	<b>1</b>	<b>5</b>



## REGULAR SEASON CAREER STATISTICS

YEAR	TEAM	GP/GS	TKL	SOLO	ASST	SACKS	FF	FR	PD	INT
2003	WAS					IR				
2004	WAS	6/0	6	6	0	3.0	1	0	1	0
2005	WAS	14/1	7	6	1	2.0	1	0	1	0
2007	OAK	16/2	17	12	5	8.0	2	1	1	0
2008	PHI	16/0	7	6	1	4.0	1	2	1	0
2009	PHI	16/0	7	4	3	3.0	0	0	1	0
2010	SEA	16/16	49	33	16	11.0	1	1	4	0
2011	SEA	16/16	51	34	17	11.0	3	0	5	0
2012	SEA	16/16	40	30	10	11.5	3	1	4	0
2013	SEA	14/11	24	12	12	4.5	1	0	2	0
2014	JAX	16/16	36	27	9	8.0	3	1	3	0
2015	JAX	16/7	14	13	1	3.0	1	1	1	0
<b>NFL totals: 12 yrs.</b>		<b>162/85</b>	<b>258</b>	<b>183</b>	<b>75</b>	<b>69.0</b>	<b>17</b>	<b>7</b>	<b>24</b>	<b>0</b>



## POSTSEASON CAREER STATISTICS

YEAR	TEAM	GP/GS	TKL	SOLO	ASST	SACKS	FF	FR	PD	INT
2008	PHI	3/0	4	2	2	0.0	0	0	0	0
2009	PHI	1/0	1	1	0	1.0	0	0	0	0
2010	SEA	2/2	6	5	1	1.0	0	0	2	0
2012	SEA	1/1	2	0	2	0.0	0	0	0	0
2013	SEA	3/3	9	6	3	1.0	2	0	1	0
<b>NFL totals: 12 yrs.</b>		<b>10/6</b>	<b>22</b>	<b>14</b>	<b>8</b>	<b>3.0</b>	<b>2</b>	<b>0</b>	<b>3</b>	<b>0</b>

# AARON COLVIN

22

## AARON COLVIN

CORNERBACK  
6-0 194 LBS.  
OKLAHOMA  
BORN OCTOBER 2, 1991  
TULSA, OKLAHOMA  
ACQ: 4TH ROUND OF 2014 DRAFT (114TH)  
EXP: 2ND YEAR



**GAMES PLAYED/STARTED:** 2014 (6/1), 2015 (16/15)

**NFL TOTALS:** 22 games, 16 starts

**POSTSEASON TOTALS:** 0 games, 0 starts

**TRANSACTIONS:** Originally drafted by Jacksonville in the fourth round (114th overall) of the 2014 draft.

**PRO:** Second-year CB has seen action in 22 games with 16 starts ... Career totals include 98 tackles (81 solo), nine passes defended, 4.0 sacks, one forced fumble and one fumble recovery ... Began rookie season on reserve/physically unable to perform list ... Suffered an ACL injury while playing for the Jaguars coaching staff on the South squad at the Senior Bowl in 2014 ...

**2015:** Started in 15 of 16 games in 2015 at RCB, totaling 73 tackles (60 solo), seven passes defended, six tackles for loss and 4.0 sacks ... His 4.0 sacks are the most by an NFL DB since Roman Harper's 7.5 sacks in 2011 and the most by a Jaguars DB since Aaron Beasley's 5.0 sacks in 2000 (Colvin's 4.0 sacks are the second-most by a Jaguars DB in franchise history) ... **9/13 vs. CAR:** Made his seventh career start at RCB, making two tackles (one solo) in season debut ... **9/20 vs. MIA:** Made six tackles (five solo) ... **9/27 at N.E.:** Started at RCB and made two tackles (two solo) ... **10/4 at IND:** Started at RCB, recording six tackles (five solo), including two tackles for loss, and his first career sack ... **10/11 at T.B.:** Started at RCB, tallying five tackles (five solo) and one sack ... **10/18 vs. HOU:** Started at RCB, making four tackles (four solo) ... **10/25 vs. BUF:** Made six tackles (six solo), including a sack-fumble that DE Chris Clemons returned for a TD ... Recorded the game-clinching PBU with 57 seconds remaining in the game to force a turnover on downs ... **11/8 at NYJ:** Made a season-high eight tackles (four solo), including one tackle for loss ... **11/15 at BAL:** Made four tackles (three solo) ... **11/19 vs. TEN:** Started at RCB, making seven tackles (seven solo), three passes defended and one sack ... **11/29 vs. S.D.:** Started at RCB, making three tackles (three solo) and one pass defended ... **12/6 at TEN:** Saw action at CB ... **12/13 vs. IND:** Started at RCB and recorded two tackles (two solo) and one pass defended ... **12/20 vs. ATL:** Started at RCB and made three tackles (three solo) ... **12/27 at N.O.:** Started at RCB and made a season-high nine tackles (five solo) ... **1/3 at HOU:** Started at RCB and made five tackles (four solo) and recorded one pass defended ...

**2014:** Saw action in six games as a rookie and totaled 25 tackles (21 solo), two passes defended, two QB hits and one fumble recovery ... Placed on the reserve/physically unable to perform list on Aug. 26 and was activated to 53-man roster on Nov. 11 ... **11/23 at IND:** Made NFL debut and saw action at CB and on special teams. Finished with one solo tackle ... **11/30 vs. NYG:** Saw extensive action at CB. Scored a TD on a 41-yard fumble return in the fourth quarter, his first career score. It marked the fifth-longest fumble recovery for a touchdown in team history and longest since 2007 (77 yards, Daryl Smith, Oct. 14 vs. Houston) ... **12/7 vs. HOU:** Registered a career-high five tackles (four solo) and added one special teams tackle ... **12/14 at BAL:** Saw extensive action at CB and made four tackles (three solo) along with one special teams tackle ... **12/18 vs. TEN:** Posted a career-high seven solo tackles and one pass defended ... **12/28 at HOU:** Started at nickel and totaled four tackles (three solo) and one QB hit ...

**COLLEGE:** Four-year letterman ... Appeared in 50 games with 36 starts ... Career totals include 234 tackles (170 solo), 15 tackles for a loss, 3.5 sacks, five INTs, one forced fumble, three fumble recoveries and 23 passes defended ... Started 35 of his last 36 games ... Named a semifinalist for the Thorpe Award as a senior, given to the top defensive back in college football ... Was All-Big 12 first-team selection by coaches, AP and the San Antonio Express-News ... Started 10 of 11 games, missing two games due to injury ... Season totals include 55 tackles (44 solo), five tackles for loss, one sack, one INT, one forced fumble and three passes defended ... Named an Academic All-Big 12 second-team selection ... Named an All-Big 12 first-team selection by AP and coaches as a junior ... Started all 13 games at CB ... Moved back to CB after playing SS as a sophomore ... Finished second in the Big 12 with four INTs ... Season totals include 61 tackles (47 solo), 2.5 tackles for loss, 2.0 sacks and 11 passes defended ... Posted a season-high 12 tackles and made one INT on Nov. 17 at West Virginia ... Made a career-high 2.0 sacks vs. Oklahoma State on Nov. 24 ... First-year starter at SS as a sophomore, starting all 12 games ... Led team with a career-high 84 tackles (56 solo), 4.5 tackles for loss, 0.5 sacks, two fumble recoveries and six passes defended ... Moved to SS after playing his freshman year at CB ... Wore No. 12 against Kansas to honor late teammate Austin Box and made eight tackles ... Led the team with a career-high 13 tackles vs. Texas Tech ... Had at least seven tackles in eight games ... As a true freshman, played in all 14 games and made one start at CB ... Majored in communications.

**PERSONAL:** Son of Bryant and Lisa Colvin ... Attended Owasso (Okla.) High School ... Was a three-star recruit according to ESPN, Rivals.com and Scout.com ... Named to the all-region team by PrepStar ... As a senior, made 72 tackles, two INTs and 10 passes defended on defense and scored five TDs on offense ... Named a first-team All-State selection by Tulsa World and The Oklahoman as a senior in 2009 ... Selected as the district 6A-4 defensive player of the year in 2009 ... Last name is pronounced COLE-vin ... Twitter handle is @AColvin\_22.

### 2015 GAME-BY-GAME STATISTICS

DATE	OPP	TKL	SOLO	ASST	SACKS	FF	FR	PD	INT
09/13	vs. Carolina	2	1	1	0.0	0	0	0	0
09/20	vs. Miami	6	5	1	0.0	0	0	0	0
09/27	at New England	2	2	0	0.0	0	0	0	0
10/04	at Indianapolis	6	5	1	1.0	0	0	0	0
10/11	at Tampa Bay	6	5	1	1.0	0	0	0	0
10/18	vs. Houston	4	4	0	0.0	0	0	0	0
10/25	vs. Buffalo	6	6	0	1.0	1	0	1	0
11/01	BYE WEEK								
11/08	at N.Y. Jets	8	4	4	0.0	0	0	0	0
11/15	at Baltimore	4	3	1	0.0	0	0	0	0
11/19	vs. Tennessee	7	7	0	1.0	0	0	3	0
11/29	vs. San Diego	3	3	0	0.0	0	0	1	0
12/06	at Tennessee	0	0	0	0.0	0	0	1	0
12/13	vs. Indianapolis	2	2	0	0.0	0	0	0	0
12/20	vs. Houston	3	3	0	0.0	0	0	0	0
12/27	at New Orleans	9	5	4	0.0	0	0	0	0
01/03	at Houston	5	4	1	0.0	0	0	1	0
<b>2015 totals:</b>		<b>73</b>	<b>60</b>	<b>13</b>	<b>4.0</b>	<b>1</b>	<b>0</b>	<b>7</b>	<b>0</b>

### REGULAR SEASON CAREER STATISTICS

YEAR	TEAM	GP/GS	TKL	SOLO	ASST	SACKS	FF	FR	PD	INT
2014	JAX	6/1	25	21	4	0.0	0	1	2	0
2015	JAX	16/15	73	60	13	4.0	1	0	7	0
<b>NFL totals: 2 yrs.</b>		<b>22/16</b>	<b>98</b>	<b>81</b>	<b>17</b>	<b>4.0</b>	<b>1</b>	<b>1</b>	<b>9</b>	<b>0</b>



# JOHNATHAN CYPRIEN

## 37 JOHNATHAN CYPRIEN



SAFETY

6-0 223 LBS.

FLORIDA INTERNATIONAL

BORN JULY 29, 1990

NORTH MIAMI BEACH, FLORIDA

ACQ: 2ND ROUND OF 2013 DRAFT (33RD)

EXP: 3RD YEAR

**GAMES PLAYED/STARTED:** 2013 (15/15), 2014 (15/15), 2015 (14/14)

**NFL TOTALS:** 44 games, 44 starts

**POSTSEASON TOTALS:** 0 games, 0 starts

**TRANSACTIONS:** Originally drafted by Jacksonville in the second round (33rd overall) of the 2013 draft.

**PRO:** 2013 second-round pick has started 44 games in his first three seasons ... Career totals include 316 tackles (236 solo), three forced fumbles, one fumble recovery, two INTs, three QB pressures, 11 passes defended and one sack ... Added six special teams tackles ... Saw action on a team-high 1,044 snaps in his first season despite missing one game ... Third-highest drafted safety in team history behind Reggie Nelson (1st round, 21st overall, 2007) and Donovan Darius (1st round, 25th overall, 1998) ...

**2015:** Started 14 games at SS and finished with 107 tackles (77 solo), two passes defended, one interception, one tackle for loss, one forced fumble and one fumble recovery ... **9/13 vs. CAR:** Made four stops (three solo) in season debut ... **9/20 vs. MIA:** Inactive with a calf injury ... **9/27 at N.E.:** Inactive with a calf injury ... **10/4 at IND:** Returned from injury and made his second start of the season, tallying a team-high 14 tackles (11 solo) and his first career fumble recovery ... **10/11 at T.B.:** Started at SS, posting five tackles (four solo) ... **10/18 vs. HOU:** Started at SS, making four tackles (four solo) ... **10/25 vs. BUF:** Made seven tackles (seven solo) and recorded a forced fumble that was recovered by S Josh Evans at the Jacksonville 4-yard line ... **11/8 at NYJ:** Made 13 tackles (seven solo), including two tackles for loss and one pass defended ... **11/15 at BAL:** Started at SS, making seven tackles (five solo) ... **11/19 vs. TEN:** Started at SS and made seven tackles (seven solo) ... **11/29 vs. S.D.:** Started at SS and made three tackles (three solo) ... **12/6 at TEN:** Started at SS and made 11 tackles (seven solo) ... **12/13 vs. IND:** Started at SS and made six tackles (two solo) ... Added one pass defended and one INT, which he returned 48 yards to the Indianapolis 1-yard line ... **12/20 vs. ATL:** Started at SS and made five tackles (five solo) ... **12/27 at N.O.:** Tied for the team lead with nine tackles (seven solo) in his 43rd start at SS ... **1/3 at HOU:** Started at SS and finished with a team-high 14 tackles (six solo) ...

**2014:** Led team in 2014 with a career-high 111 tackles, the third-most among NFL DBs ... Started 15 games at SS and registered a team-high 111 tackles (77 solo) along with four passes defended, five tackles for loss and three special teams tackles ... His 111 tackles ranked as third-most among NFL defensive backs ... **9/7 at PHI:** Started at SS in the season-opener and suffered a concussion in the second quarter and did not return. **9/14 at WAS:** Inactive (concussion) ... **9/21 vs. IND:** Returned to action and tallied seven tackles (three solo) ... **10/5 vs. PIT:** Tallied 10 tackles (eight solo) and added one special teams tackle ... **10/12 at TEN:** Registered a career-high 14 tackles (11 solo) along with one tackle for loss and one pass defended. Added one special teams tackle ... **10/26 vs. MIA:** Led team with nine solo tackles and added one special teams tackle ... **11/2 at CIN:** Paced team with nine tackles (four solo) ... **11/9 vs. DAL:** Tied for team-lead with five tackles ... **11/23 at IND:** Made eight tackles (four solo) with one for a loss ... **12/14 at BAL:** Had a team-high nine tackles (four solo) and added one pass defended ... **12/28 at HOU:** Produced 11 tackles (seven solo) and two tackles for loss ...

**2013:** Started 15 games at SS as a rookie ... Ranked second on the team with 98 tackles (82 solo) along with two forced fumbles, one INT, one sack, six passes defended, three QB hits and one tackle for loss ... **9/8 vs. KC:** Made NFL debut with start at SS and produced three solo tackles and one QB hit ... **9/15 at OAK:** Led secondary with a career-high eight tackles and forced a fumble of RB Darren McFadden in the fourth quarter that was recovered by S Dwight Lowery ... **9/22 at SEA:** Stripped QB Russell Wilson in the second quarter, forcing a fumble that was recovered by DT Brandon Deaderick. Marked first career sack and second consecutive game with a forced fumble. ... **10/6 at STL:** Led team with a career-high 12 tackles, all solo ... **11/17 vs. ARI:** Posted a team-high eight tackles (all solo) ... **11/24 at HOU:** Finished with six tackles (four solo) and a season-high two passes defended ... **12/1 at CLE:** Made first career INT, picking off Brandon Weeden in the second quarter. Added nine tackles, one pass defended and one special teams tackle ... **12/5 vs. HOU:** Posted his second double-digit tackle game of the season, finishing with 10 tackles (seven solo). Added one special teams tackle ... **12/15 vs. BUF:** Inactive (thigh) ... **12/29 at IND:** Led team with three passes defended and added six solo tackles.

**COLLEGE:** Four-year letterman ... Appeared in 50 career games, starting the final 45 ... Career totals include a school-record 365 tackles, 22 passes defended, 13.5 tackles for a loss, seven INTs (one returned for a TD), a school-record six forced fumbles, two fumble recoveries and one sack ... His 213 solo tackles rank fifth overall (second

among DBs) among active NCAA FBS players ... Started all 12 games at SS as a senior and was team captain ... Named the Sun Belt Conference Defensive Player of the Year by The NFL Draft Report ... First-team All-Sun Belt Conference selection ... Led the team for the second time in three seasons with 93 tackles (54 solo) ... Earned second-team All-Sun Belt Conference honors as a junior, starting all 13 games at SS ... Started all 13 games at SS as a sophomore ... Led team with a career-high 113 tackles (63 solo) ... Became the fourth player in school history to make at least 100 tackles in a season ... Appeared in all 12 games as a freshman, making seven starts ... Majored in physical therapy.

**PERSONAL:** Attended North Miami Beach (Fla.) High School ... Team captain as a senior ... Played both SS and WR ... As a junior, led the Chargers to a 12-1 record and a 16th-ranking in the state of Florida. Earned All-Dade County honors from the Miami Herald and was an All-District 12-6A first-team selection ... Teammates with current Miami Dolphins safety Louis Delmas and Washington Redskins cornerback, E.J. Biggers ... Honor Roll student. Son of Roselaure and Kennel Cyprien ... One of five children ... Twitter handle is @J\_Cyprien.



### 2015 GAME-BY-GAME STATISTICS

DATE	OPP	TKL	SOLO	ASST	SACKS	FF	FR	PD	INT
09/13	vs. Carolina	4	3	1	0.0	0	0	0	0
09/20	vs. Miami				ina				
09/27	at New England				ina				
10/04	at Indianapolis	14	11	3	0.0	0	1	0	0
10/11	at Tampa Bay	5	4	1	0.0	0	0	0	0
10/18	vs. Houston	4	4	0	0.0	0	0	0	0
10/25	vs. Buffalo	7	7	0	0.0	1	0	0	0
11/01	BYE WEEK								
11/08	at N.Y. Jets	13	7	6	0.0	0	0	1	0
11/15	at Baltimore	7	5	2	0.0	0	0	0	0
11/19	vs. Tennessee	7	7	0	0.0	0	0	0	0
11/29	vs. San Diego	3	3	0	0.0	0	0	0	0
12/06	at Tennessee	11	7	4	0.0	0	0	0	0
12/13	vs. Indianapolis	6	2	4	0.0	0	0	1	1
12/20	vs. Atlanta	5	5	0	0.0	0	0	0	0
12/27	at New Orleans	9	7	2	0.0	0	0	0	0
01/03	at Houston	14	6	8	0.0	0	0	0	0
<b>2015 totals:</b>		<b>107</b>	<b>77</b>	<b>30</b>	<b>0.0</b>	<b>1</b>	<b>1</b>	<b>2</b>	<b>1</b>



### REGULAR SEASON CAREER STATISTICS

YEAR	TEAM	GP/GS	TKL	SOLO	ASST	SACKS	FF	FR	PD	INT
2013	JAX	15/15	98	82	16	1.0	2	0	6	1
2014	JAX	15/15	111*	77	34	0.0	0	0	3	0
2015	JAX	14/14	107	77	30	0.0	1	1	2	1
<b>NFL totals: 3 yrs.</b>		<b>44/44</b>	<b>316</b>	<b>236</b>	<b>80</b>	<b>1.0</b>	<b>3</b>	<b>1</b>	<b>11</b>	<b>2</b>

\* led team



# RYAN DAVIS

59

## RYAN DAVIS

DEFENSIVE END  
6-2 270 LBS.  
BETHUNE-COOKMAN  
BORN FEBRUARY 24, 1989  
TAMPA, FLORIDA  
ACQ: ROOKIE FREE AGENT 2012  
EXP: 3RD YEAR



**GAMES PLAYED/STARTED:** 2012 (1/0), 2013 (7/0), 2014 (16/0), 2015 (14/0)

**NFL TOTALS:** 38 games, 0 starts

**POSTSEASON TOTALS:** 0 games, 0 starts

**TRANSACTIONS:** Originally signed by Jacksonville as an undrafted rookie 5/4/12 ... Waived on 8/31/12 ... Signed by Jacksonville to practice squad on 9/1/12 ... Promoted to active roster on 10/5/12 ... Waived on 10/23/12 ... Signed by Jacksonville to practice squad on 10/25/12 ... Signed as free agent on 12/31/12 ... Waived on 08/30/13 ... Signed by Jacksonville to the practice squad on 09/01/13 ... Promoted to the active roster on 11/15/13.

**PRO:** Third-year DE has played in 38 career games and totaled 11.0 sacks ... Added 31 tackles (25 solo), one INT, three forced fumbles, three fumble recoveries and four passes defended ... Posted a career-high 6.5 sacks in 2014 ... Spent majority of 2012 on the club's practice squad ...

**2015:** Saw action at DE in 14 games, totaling seven tackles (five solo), including 3.5 sacks, one forced fumble and one fumble recovery ... **9/13 vs. CAR:** Made one tackle (one solo) in season debut ... **9/20 vs. MIA:** Tallied one QB hurry and one pass defended ... **9/27 at N.E.:** Registered a sack on Patriots QB Tom Brady ... **10/4 at IND:** Made two tackles (one solo), 1.5 sacks and one forced fumble ... **10/11 at T.B.:** Saw action at DE and on special teams ... **10/18 vs. HOU:** Saw action at DE and on special teams, registering one QB hurry and one special teams tackle ... **10/25 vs. BUF:** Saw action at DE and on special teams ... **11/8 at NYJ:** Saw action at DE and on special teams, making one special teams tackle ... **11/19 vs. TEN:** Saw action at DE and collected his 11th career sack ... **11/29 vs. S.D.:** Saw action at DE and on special teams ... **12/6 at TEN:** Saw action at DE and recovered a fourth-quarter fumble to set up a Jaguars TD ... **12/13 vs. IND:** Inactive ... **12/20 vs. ATL:** Inactive ... **12/27 at N.O.:** Saw action at DE, making one tackle (one solo), and on special teams ... **1/3 at HOU:** Saw action at DE and made one tackle ...

**2014:** Played in all 16 games for the first time in his career and posted career-best numbers ... Registered a career-high 6.5 sacks along with two forced fumbles and two fumble recoveries ... Added 17 tackles (13 solo) and two passes defended ... Also saw action on special teams and had three stops ... **9/7 at PHI:** Registered one sack and one fumble recovery. Recovered a fumble off a Chris Clemons sack of Nick Foles in the first quarter ... **9/14 at WAS:** Sacked QB Robert Griffin III on the first possession of the game, his second consecutive game with a sack. Added one tackle for loss, one QB hit and one pass defended ... **9/28 at SD:** Saw action in DL rotation and also had 15-yard kickoff return ... **10/26 vs. MIA:** Registered a career-high two sacks along with two tackles, two tackles for loss and team-high three QB hits. Sacked QB Ryan Tannehill for a four-yard loss on the Dolphins opening possession and took down Tannehill for a seven-yard loss on the Dolphins opening possession of the second half **11/2 at CIN:** Split a sack with Chris Smith on the Bengals opening possession, his second straight game to have at least a shared sack. Registered his first career forced fumble and led team with two QB hits. Added two special teams tackles ... **11/23 at IND:** Had a sack/forced fumble of QB Andrew Luck in the second quarter and the ball was recovered by the Colts. Added one special teams tackle ... **12/14 at BAL:** Left game in the second quarter with a hip pointer and did not return ... **12/18 vs. TEN:** Had two tackles (one solo), one sack, one tackle for loss and one QB hit. Sacked Charlie Whitehurst for an eight-yard loss in the second quarter ... **12/28 at HOU:** Recovered a Case Keenum fumble in the third quarter on a Chris Clemons sack ...

**2013:** Appeared in seven games and totaled seven tackles, one sack and one INT ... Spent first nine weeks on the club's practice squad before he was promoted to the active roster on Nov. 15 ... Made his 2013 debut on **11/17 vs. ARI** ... **11/24 at HOU:** Saw action in DL rotation and sealed the club's victory with an interception of Case Keenum with 45 seconds remaining in the game. Added two QB pressures ... **12/5 vs. HOU:** Registered his first career sack, taking down Matt Schaub with 20 seconds remaining in the game to seal the win. Tied for the team-lead with two tackles for loss and two QB hits ...

**2012:** Was on Jaguars' practice squad for majority of rookie season ... Spent the first four weeks of the season on the club's practice squad before he was promoted to 53-man roster ... Made NFL debut on **10/7 vs. CHI**, playing 17 snaps at DE ... Was inactive on **10/21 at OAK**: ... Waived on Oct. 23 and re-signed on Oct. 25 to practice squad for the remainder of the season.

**COLLEGE:** Finished career with 22 sacks and 49.5 tackles for loss ... Named Mid-Eastern Athletic Conference Defensive Player of the Year as a senior after recording 21.5 tackles for loss and 12 sacks ... Led MEAC in sacks and ranked second in tackles for

loss ... Posted 65 tackles (40 solo), eight forced fumbles, 17 QB pressures and two fumble recoveries in final season ... Named defensive performer of the year by the College Football Performance Awards ... Started 10 games as a junior and led team in tackles for loss (18) and sacks (6.5) ... Added eight QB pressures, two forced fumbles and one INT while earning second-team ALL-MEAC honors ... Had 3.5 sacks and nine tackles for loss as a sophomore ... Majored in mass communications.

**PERSONAL:** Played TE and DE at Howard W. Blake High School in Tampa, Fla. and earned Hillsborough County All-Star honors ... Also lettered in basketball and was the 2007 Hillsborough County Slam Dunk Champion and Western Conference Player of the Year ... Participated in Fellowship of Christian Athletes and Future Business Leaders of America ... Twitter handle is @BigDavis813.



### 2015 GAME-BY-GAME STATISTICS

DATE	GAME	TKL	SOLO	ASST	ST	SACKS	FF	FR	PD	TFL
09/13	vs. Carolina	1	1	0	0	0.0	0	0	0	0
09/20	vs. Miami	0	0	0	1	0.0	0	0	1	0
09/27	at New England	1	1	0	0	1.0	0	0	0	1
10/04	at Indianapolis	2	1	1	0	1.5	1	0	0	0
10/11	at Tampa Bay	0	0	0	0	0.0	0	0	0	0
10/18	vs. Houston	0	0	0	0	0.0	0	0	0	0
10/25	vs. Buffalo	0	0	0	0	0.0	0	0	0	0
11/1	BYE WEEK									
11/08	at N.Y. Jets	0	0	0	1	0.0	0	0	0	0
11/15	at Baltimore	0	0	0	0	0.0	0	0	0	0
11/19	vs. Tennessee	1	1	0	0	1.0	0	0	0	1
11/29	vs. San Diego	0	0	0	0	0.0	0	0	0	0
12/06	at Tennessee	0	0	0	0	0.0	0	1	0	0
12/13	vs. Indianapolis					ina				
12/20	vs. Atlanta					ina				
12/27	at New Orleans	1	1	0	0	0.0	0	0	0	0
01/03	at Houston	1	0	1	0	0.0	0	0	0	0
<b>2015 totals:</b>		<b>7</b>	<b>5</b>	<b>2</b>	<b>2</b>	<b>3.5</b>	<b>1</b>	<b>1</b>	<b>1</b>	<b>2</b>



### REGULAR SEASON CAREER STATISTICS

YEAR	TEAM	GP/GS	TKL	SOLO	ASST	SACKS	FF	FR	INT	PD	TFL
2012	JAX	1/0	0	0	0	0.0	0	0	0	0	0
2013	JAX	7/0	7	7	0	1.0	0	0	1	1	2
2014	JAX	16/0	17	13	4	6.5	2	2	0	2	7
2015	JAX	14/0	7	5	2	3.5	1	1	0	1	2
<b>NFL totals: 4 yrs.</b>		<b>38/0</b>	<b>31</b>	<b>25</b>	<b>6</b>	<b>11.0</b>	<b>3</b>	<b>3</b>	<b>1</b>	<b>4</b>	<b>11</b>

**Additional statistics:** 4 special teams tackles in 2015; 1 kickoff return for 15 yards in 2014; 3 special teams tackles in 2014.

# JOSH EVANS

26

## JOSH EVANS

SAFETY  
6-0 210 LBS.  
FLORIDA

BORN JUNE 5, 1991  
IRVINGTON, NEW JERSEY  
ACQ: 6TH ROUND OF 2013 DRAFT (169TH)  
EXP: 3RD YEAR



**GAMES PLAYED/STARTED:** 2013 (15/11), 2014 (16/14), 2015 (16/12)

**NFL TOTALS:** 47 games, 37 starts

**POSTSEASON TOTALS:** 0 games, 0 starts

**TRANSACTIONS:** Originally drafted by Jacksonville in the sixth round (169th overall) of the 2013 draft.

**PRO:** 2013 sixth-round pick has started 37 of 47 games in first three seasons ... Registered 196 tackles (141 solo), three fumble recoveries, four passes defended and one forced fumble ... Added four special teams tackles ... Ranked third on the team in 2014 with a career-high 90 tackles and tied for team lead with two fumble recoveries ...

**2015:** Saw action in 16 games with 12 starts at FS and SS ... Totaled 52 tackles (36 solo), including two tackles for loss, two passes defended, one forced fumble and one fumble recovery ... **9/13 vs. CAR:** Faced nine snaps on special teams in season opener ... **9/20 vs. MIA:** Made two tackles (one solo), including one tackle for loss ... **9/27 at N.E.:** Started as SS and recorded six tackles (five solo) before exiting the game with a knee injury ... **10/4 at IND:** Made five tackles (two solo) and recorded his first career forced fumble ... **10/11 at T.B.:** Saw action as a reserve S and on special teams ... **10/18 vs. HOU:** Started at FS, making eight tackles (seven solo) ... **10/25 vs. BUF:** Started at FS, making five tackles (five solo), and recording one fumble recovery in the fourth quarter and one pass defended ... **11/8 at NYJ:** Started at FS, making one tackle ... **11/5 at BAL:** Started at FS, making four tackles (three solo) ... **11/29 vs. S.D.:** Started at FS and made two tackles before exiting the game with a concussion ... **12/6 at TEN:** Started at FS and made five tackles (one solo) ... **12/13 vs. IND:** Started at FS and made four tackles (four solo), including 1.0 tackle for loss, and one pass defended ... **12/20 vs. ATL:** Started at FS and made two tackles (two solo) ... **12/27 at N.O.:** Started at FS and recorded one tackle ... **1/3 at HOU:** Started at FS and made seven tackles (four solo) ...

**2014:** Ranked third on the team with 90 tackles (62 solo) and tied for the team lead with two fumble recoveries ... Added two passes defended and two tackles for loss ... Played in all 16 games for the first time in his career and made 14 starts ... **9/7 at PHI:** Inserted into the game at SS for injured Johnathan Cyprien in the second quarter. Finished with three tackles (two solo) and also saw action on special teams ... **9/14 at WAS:** Started at SS for Johnathan Cyprien (inactive/concussion) and posted a career-high 14 tackles (eight solo) and one pass defended ... **9/28 at SD:** Started at FS and made six tackles (five solo) ... **10/12 at TEN:** Ranked second on the club with seven tackles (six solo) ... **11/2 at CIN:** Recorded six tackles (two solo) and one tackle for loss ... **11/9 vs. DAL:** Posted five tackles and his first career fumble recovery. Recovered a Cole Beasley fumble forced by J.T. Thomas in the second quarter ... **12/14 at BAL:** Posted eight tackles and recovered a fumble in the second quarter ...

**2013:** Played in 15 games as a rookie with 11 starts ... Tallied 54 tackles (43 solo) and one pass defended ... Added four special teams tackles ... **9/8 vs. KC:** Made NFL debut and posted a team-high three special teams tackles ... **9/22 at SEA:** Saw extensive action at safety after replacing an injured Dwight Lowery on the game's opening drive. Finished with a then career-high seven tackles (three solo) ... **9/29 vs. IND:** Made first career start at FS and totaled five solo tackles and one pass defended. Added one special teams tackle ... **10/20 vs. SD:** Totaled a career-high nine tackles (eight solo) and did not miss a snap ... **12/1 at CLE:** Started at FS and finished with two solo tackles. Left in the first half with a shoulder injury, returned to the game briefly and then left and did not return ... **12/5 vs. HOU:** Inactive (shoulder) ... **12/22 vs. TEN:** Started at FS and totaled six solo tackles.

**COLLEGE:** Three-year letterman ... Appeared in 47 games, making 24 starts at FS ... Career totals include 154 tackles (101 solo), seven tackles for loss, five INTs, four passes defended, 3.5 sacks and one fumble recovery ... Started all 13 games at FS as a senior ... Led the team with a career-high 83 tackles (49 solo) ... Posted 2.5 sacks, 4.5 tackles for a loss, three INTs and three pass breakups ... Appeared in all 13 games as a junior, making eight starts at FS ... Finished fifth on the team with 51 tackles (38 solo) ... Saw action in all 13 games as a sophomore, making three starts ... Recorded 14 tackles (10 solo) ... Played in eight games as freshman and was a defensive reserve ... Recorded six tackles (four solo), including one tackle in the Sugar Bowl win over Cincinnati ... Majored in sociology.

**PERSONAL:** Attended Irvington (N.J.) High School ... Primarily a QB and FS ...

Completed 123 of 190 passes for 1,856 yards and 18 TDs and rushed for 1,403 yards and 14 TDs during his career ... As a senior, recorded 78 tackles and seven INTs ... Named the Star-Ledger Essex County Player of the Year and was a first-team All-State selection ... Also lettered in track and helped lead team to the Group III Track co-state championship title while competing in hurdles, relay and high jump ... Brother, James, played football and was a freshman All-American at the University of Buffalo ... Twitter handle is @JAY\_E\_9.

### 2015 GAME-BY-GAME STATISTICS

DATE	OPP	TKL	SOLO	ASST	SACKS	FF	FR	PD	INT
09/13	vs. Carolina	0	0	0	0.0	0	0	0	0
09/20	vs. Miami	2	1	1	0.0	0	0	0	0
09/27	at New England	6	5	1	0.0	0	0	0	0
10/04	at Indianapolis	5	2	3	0.0	1	0	0	0
10/11	at Tampa Bay	0	0	0	0.0	0	0	0	0
10/18	vs. Houston	8	7	1	0.0	0	0	0	0
10/25	vs. Buffalo	5	5	0	0.0	0	1	1	0
11/01	BYE WEEK								
11/08	at N.Y. Jets	1	0	1	0.0	0	0	0	0
11/15	at Baltimore	4	3	1	0.0	0	0	0	0
11/19	vs. Tennessee	0	0	0	0.0	0	0	0	0
11/29	vs. San Diego	2	2	0	0.0	0	0	0	0
12/06	at Tennessee	5	1	4	0.0	0	0	0	0
12/13	vs. Indianapolis	4	4	0	0.0	0	0	1	0
12/20	vs. Atlanta	2	2	0	0.0	0	0	0	0
12/27	at New Orleans	1	0	1	0.0	0	0	0	0
01/03	at Houston	7	4	3	0.0	0	0	0	0
<b>2015 totals:</b>		<b>52</b>	<b>36</b>	<b>16</b>	<b>0.0</b>	<b>1</b>	<b>1</b>	<b>2</b>	<b>0</b>


### REGULAR SEASON CAREER STATISTICS

YEAR	TEAM	GP/GS	TKL	SOLO	ASST	SACKS	FF	FR	PD	INT
2013	JAX	15/11	54	43	11	0.0	0	0	0	0
2014	JAX	16/14	90	62	28	0.0	0	2	2	0
2015	JAX	16/12	52	36	16	0.0	1	1	2	0
<b>NFL totals:</b>	<b>3 yrs.</b>	<b>47/37</b>	<b>196</b>	<b>141</b>	<b>55</b>	<b>0.0</b>	<b>1</b>	<b>3</b>	<b>4</b>	<b>0</b>

# DWAYNE GRATZ

27

## DWAYNE GRATZ



CORNERBACK  
5-11 206 LBS.  
CONNECTICUT  
BORN MARCH 8, 1990  
PISCATAWAY, NEW JERSEY  
ACQ: 3RD ROUND OF 2013 DRAFT (64TH)  
EXP: 3RD YEAR

**GAMES PLAYED/STARTED:** 2013 (10/8), 2014 (15/13), 2015 (12/4)  
**NFL TOTALS:** 37 games, 25 starts  
**POSTSEASON TOTALS:** 0 games, 0 starts  
**TRANSACTIONS:** Originally drafted by Jacksonville in the third round (64th overall) of the 2013 draft.

**PRO:** 2013 third-round pick has played in 37 games with 25 starts ... Career totals include 114 tackles (85 solo), two forced fumbles, three INTs and 13 passes defended ...

**2015:** Saw action in 12 games with four starts ... Totaled 27 tackles (21 solo) and one pass defended ... **9/13 vs. CAR:** Made two tackles (two solo) in season opener ... **9/20 vs. MIA:** Inactive ... **9/27 at N.E.:** Inactive ... **10/4 at IND:** Made two tackles (one solo) ... **10/11 at T.B.:** Made two tackles (one solo) ... **10/18 vs. HOU:** Started at CB and made one tackle (one solo) ... **10/25 vs. BUF:** Made his second consecutive start, making six tackles (four solo) ... **11/8 at NYJ:** Saw action at CB and on special teams ... Made his 100th career tackle ... **11/15 at BAL:** Saw action at CB and made three tackles (two solo) ... **11/19 vs. TEN:** Saw action at CB and on special teams ... **11/29 vs. S.D.:** Started at DB, making four tackles (four solo), and on special teams ... **12/6 at TEN:** Started at RCB and made five tackles (four solo) ... **12/13 vs. IND:** Saw action at CB and on special teams ... **12/20 vs. ATL:** Inactive ... **12/27 at N.O.:** Inactive ... **1/3 at HOU:** Saw action at CB and made two tackles (one solo) ...

**2014:** Played in a career-high 15 games with 13 starts ... Registered a career-best 55 tackles (39 solo), nine passes defended, one INT and one tackle for loss ... Tied for second on club with two forced fumbles ... **9/7 at PHI:** Started at LCB and totaled four tackles (three solo) ... **9/14 at WAS:** Started at LCB and made five tackles (three solo) and a team-high two passes defended ... **9/21 vs. IND:** Posted a season-high seven tackles (six solo) ... **9/28 at SD:** Started at LCB and made three tackles (one solo) before suffering a concussion in the second quarter ... **10/5 vs. PIT:** Inactive (concussion) ... **10/12 at TEN:** Returned to the lineup and saw action as a reserve CB ... **11/2 at CIN:** Started at CB and made six tackles (three solo) and one pass defended ... **11/9 vs. DAL:** Started at CB and had two passes defended along with three solo tackles and one tackle for loss ... **11/23 at IND:** Started at CB and had his first career forced fumble. Added three tackles (two solo) ... **11/30 vs. NYG:** Started at CB and forced a fumble of Larry Donnell in the fourth quarter that was recovered by Aaron Colvin and returned 41 yards for a TD. Finished with five tackles (four solo). Second straight game with a forced fumble ... **12/28 at HOU:** Started at CB and posted a team-high three passes defended. Intercepted Case Keenum in the first quarter and returned it 55 yards for his first career TD. Tied for the fifth-longest return in franchise history ...

**2013:** Played in 10 games as a rookie with eight starts ... Tied for the team lead with two INTs ... Finished with 32 tackles (26 solo) and three passes defended ... **9/8 vs. KC:** Made NFL debut with start at LCB and finished with three solo tackles. Injured his ankle late in the second quarter and did not return ... Was inactive the next five games ... **10/20 vs. SD:** Returned to the lineup and had one solo tackle ... **10/27 vs. SF:** Registered a career-high five solo tackles in extensive action at CB ... **11/10 at TEN:** Started at CB and matched his career-high with five tackles. Registered his first career INT, picking off Jake Locker in the second quarter and returned it 17 yards ... **11/24 at HOU:** Started at CB and made four tackles (two solo) ... **12/1 at CLE:** Recorded his second career INT with a pick of Brandon Weeden in the second quarter. Added three solo tackles and a team-high two passes defended ... **12/5 vs. HOU:** Started at CB and matched season-high with five tackles (four solo) ... **12/22 vs. TEN:** Started at CB but left the game in the first half with an ankle injury and did not return ... Was inactive in season-finale on **12/29 at IND.**

**COLLEGE:** Four-year letterman ... Appeared in 50 games, including 39 starts ... Career totals include 189 tackles (141 solo), 30 passes defenses, 11 tackles for a loss, eight INTs, three forced fumbles and three fumble recoveries ... Ranked 23rd among active NCAA FBS players with eight INTs ... Returned two INTs for TDs ... Named first-team All-Big East and All-America Super Sleeper by The NFL Draft Report as a senior ... Started all 12 games ... Allowed only 22-of-91 passes targeted in his area (24.18%) to be completed for 172 yards ... Earned second-team All-Big East honors as a junior, starting all 11 games at CB ... Recorded 53 tackles (35 solo), four pass breakups, three INTs, and one forced fumble ... Started 11 of 13 games at CB as sophomore ... Ranked third on the team with a career-high 63 tackles (54 solo). Totaled 10 passes defended, two INTs (one for a TD), one fumble recovery and one forced fumble ... Redshirted as a freshman ... Sociology major.

**PERSONAL:** Single ... Attended Piscataway (N.J.) High School ... Served as the team captain his senior year ... Garnered All-State and All-Region honors ... Played WR and

CB ... As a senior, led team to an 11-1 mark, ranking 21st in the state ... Recorded 65 tackles and 16 passes defended his senior year ... Won the state championship in both 2005 and 2007 ... Named all-county in track after running a 7.5 in the 55-meter hurdles ... One of eight children ... Third-oldest of his siblings ... All three brothers played WR and DB in high school ... Twitter handle is @DJG24\_7.

2015 GAME-BY-GAME STATISTICS									
DATE	OPP	TKL	SOLO	ASST	SACKS	FF	FR	PD	INT
09/13	vs. Carolina	2	2	0	0.0	0	0	0	0
09/20	vs. Miami				ina				
09/27	at New England				ina				
10/04	at Indianapolis	2	1	1	0.0	0	0	0	0
10/11	at Tampa Bay	1	1	0	0.0	0	0	0	0
10/18	vs. Houston	1	1	0	0.0	0	0	0	0
10/25	vs. Buffalo	6	4	2	0.0	0	0	0	0
11/01	BYE WEEK								
11/08	at N.Y. Jets	1	1	0	0.0	0	0	0	0
11/15	at Baltimore	3	2	1	0.0	0	0	0	0
11/19	vs. Tennessee	0	0	0	0.0	0	0	0	0
11/29	vs. San Diego	4	4	0	0.0	0	0	0	0
12/06	at Tennessee	5	4	1	0.0	0	0	1	0
12/13	vs. Indianapolis	0	0	0	0.0	0	0	0	0
12/20	vs. Atlanta				ina				
12/27	at New Orleans				ina				
01/03	at Houston	2	1	1	0.0	0	0	0	0
<b>2015 totals:</b>		<b>27</b>	<b>21</b>	<b>6</b>	<b>0.0</b>	<b>0</b>	<b>0</b>	<b>1</b>	<b>0</b>

REGULAR SEASON CAREER STATISTICS										
YEAR	TEAM	GP/GS	TKL	SOLO	ASST	SACKS	FF	FR	PD	INT
2013	JAX	10/ 8	32	25	7	0.0	0	0	3	2
2014	JAX	15/13	55	39	16	0.0	2	0	9	1
2015	JAX	12/4	27	21	6	0.0	0	0	1	0
<b>NFL totals: 3 yrs.</b>		<b>37/25</b>	<b>114</b>	<b>85</b>	<b>29</b>	<b>0.0</b>	<b>2</b>	<b>0</b>	<b>13</b>	<b>3</b>



# JONAS GRAY



34

## JONAS GRAY



**RUNNING BACK**  
5-10 225 LBS.  
NOTRE DAME

BORN JUNE 27, 1990  
PONTIAC, MICHIGAN

ACQ: PRACTICE SQUAD (MIAMI) 2015  
EXP: SECOND YEAR

**GAMES PLAYED/STARTED:** 2014 (8/3), 2015 (8/0)

**NFL TOTALS:** 16 games, 3 starts

**POSTSEASON TOTALS:** 1 game, 0 starts

**TRANSACTIONS:** Originally signed by Miami as an undrafted free agent on 5/4/12 ... Waived on 8/31/13 ... Signed by Baltimore to the practice squad on 9/2/13 ... Signed by New England on 1/8/13 ... Waived on 8/30/14 ... Signed by New England to the practice squad on 9/1/14 ... Promoted to the active roster on 10/16/14 ... Waived on 9/5/15 ... Signed by Miami to the practice squad on 9/9/15 ... Promoted to the active roster on 9/11/15 ... Waived on 11/10/15 ... Signed by Miami to the practice squad on 11/12/15 ... Signed by Jacksonville on 12/15/15.

**PRO:** Second-year RB has spent time in Miami, Baltimore and New England ... Career totals include 134 rushes for 588 yards (4.4 avg.) and five TDs and eight receptions for 83 yards (10.4 avg.) ...

**2015:** Signed with the Jaguars before the team's Week 15 game against Atlanta and played in two games ... Totaled 14 rushes for 54 yards (3.9 avg.) and one reception for four yards ... **12/20 vs. ATL:** Dressed but did not play ... **12/27 at N.O.:** Recorded five carries for 31 yards (6.2 avg.) ... **1/3 at HOU:** Rushed nine times for 23 yards (2.6 rush avg.) and had one reception for four yards ...

**2014:** Played in eight games with three starts in the regular season and appeared in one playoff game ... Started the season on New England's practice squad ... Signed to the 53-man roster from the practice squad (10/16) and made his NFL debut vs. N.Y. Jets (10/16), rushing three times for 12 yards ... Recorded 17 carries for 86 yards vs. Chicago (10/26) ... Made his first NFL start and led the team with 12 carries for 33 yards vs. Denver (11/2) ... Earned AFC Offensive Player of the Week honors after rushing 37 times for 201 yards and a New England record four rushing touchdowns at Indianapolis (11/16) ... Became the first Patriots player to rush for 100 yards in both the first and second half ... Had one 4-yard rush at Green Bay (11/30) ... Rushed twice for nine yards at San Diego (12/7) ... Led the team with 11 carries for 62 yards vs. Miami (12/14) ... Also recorded his first NFL reception for seven yards and added one special teams tackle ... Started at running back and carried six times for five yards, including a 1-yard touchdown at N.Y. Jets (12/21) ... Inactive in the AFC Divisional game vs. Baltimore (1/10/15) ... Made his postseason debut in the AFC Championship vs. Indianapolis (1/18/15), rushing four times for four yards ... Inactive in Super Bowl XLIX win vs. Seattle (2/1/15).

**2013:** Spent the year on Baltimore's practice squad ... Went to training camp with Miami before being released prior to the start of the regular season ...

**2012:** Signed with Miami as an undrafted rookie and was placed on the Physically Unable to Perform List at the end of training camp ...

**COLLEGE:** Four-year letterman (2008-11) at Notre Dame, where he appeared in 34 games and made five starts ... Rushed 189 times for 1,100 yards and 12 touchdowns in his career ... Added 11 receptions for 105 yards and returned three kickoffs for 25 yards ... Recorded 114 carries for 791 rushing yards and 12 touchdowns as a senior in 2011.

**PERSONAL:** Attended Detroit Country Day High School where he lettered in football, basketball and track and field ... Gained 2,614 yards on 341 rushes and 32 touchdowns during his senior season ... Member of the 2007 state championship basketball team ... Majored in political science.

### 2015 GAME-BY-GAME STATISTICS

DATE	OPP	RUSHING					RECEIVING				
		NO	YDS	AVG	LG	TD	NO	YDS	AVG	LG	TD
09/13	vs. Carolina										
09/20	vs. Miami										
09/27	at New England										
10/04	at Indianapolis										
10/11	at Tampa Bay										
10/18	vs. Houston										
10/25	vs. Buffalo										
11/01	BYE WEEK										
11/08	at N.Y. Jets										
11/15	at Baltimore										
11/19	vs. Tennessee										
11/29	vs. San Diego										
12/06	at Tennessee										
12/13	vs. Indianapolis										
12/20	vs. Atlanta						DNP				
12/27	at New Orleans	5	31	6.2	23	0	0	0	0.0	0	0
01/03	at Houston	9	23	2.6	8	0	1	4	4.0	4	0
<b>2015 totals:</b>		<b>14</b>	<b>54</b>	<b>3.9</b>	<b>23</b>	<b>0</b>	<b>1</b>	<b>4</b>	<b>4.0</b>	<b>4</b>	<b>0</b>

### REGULAR SEASON CAREER STATISTICS

YEAR	TM	GP/GS	RUSHING					RECEIVING				
			NO	YDS	AVG	LG	TD	NO	YDS	AVG	LG	TD
2014	N.E.	8/3	89	412	4.6	20	5	1	7	7.0	7	0
2015	MIA	6/0	31	122	3.9	16	0	6	72	12.0	25	0
2015	JAX	2/0	14	54	3.9	23	0	1	4	4.0	4	0
<b>NFL totals:</b>	<b>3 yrs.</b>	<b>16/3</b>	<b>134</b>	<b>588</b>	<b>4.4</b>	<b>23</b>	<b>5</b>	<b>8</b>	<b>83</b>	<b>10.4</b>	<b>25</b>	<b>0</b>

**Additional statistics:** 1 special teams tackle in 2015

### POSTSEASON CAREER STATISTICS

YEAR	TM	GP/GS	RUSHING					RECEIVING				
			NO	YDS	AVG	LG	TD	NO	YDS	AVG	LG	TD
2014	N.E.	1/0	4	4	1.0	2	0	0	0	0.0	0	0
<b>NFL totals:</b>	<b>3 yrs.</b>	<b>1/0</b>	<b>4</b>	<b>4</b>	<b>1.0</b>	<b>2</b>	<b>0</b>	<b>0</b>	<b>0</b>	<b>0.0</b>	<b>0</b>	<b>0</b>



# RASHAD GREENE



## 2015 GAME-BY-GAME STATISTICS

### RECEIVING

DATE	OPP	RECs	YDS	AVG.	LG	TD
09/13	vs. Carolina	7	28	4.0	6	1
09/20	vs. Miami	2	7	3.5	7	0
09/27	at New England	--	--	--	--	--
10/04	at Indianapolis	--	--	--	--	--
10/11	at Tampa Bay	--	--	--	--	--
10/18	vs. Houston	--	--	--	--	--
10/25	vs. Buffalo	--	--	--	--	--
11/01	BYE WEEK	--	--	--	--	--
11/08	at N.Y. Jets	--	--	--	--	--
11/15	at Baltimore	--	--	--	--	--
11/19	vs. Tennessee	1	2	2.0	2	0
11/29	vs. San Diego	3	17	5.7	8	0
12/06	at Tennessee	2	15	7.5	13	1
12/13	vs. Indianapolis	1	18	18.0	18	0
12/20	vs. Atlanta	1	-1	-1.0	-1	0
12/27	at New Orleans	1	2	2.0	2	0
01/03	at Houston	1	5	5.0	5	0
<b>2015 totals:</b>		<b>19</b>	<b>93</b>	<b>4.9</b>	<b>18</b>	<b>2</b>

### PUNT RETURN

DATE	OPP	NO.	YDS	AVG.	LG	TD
09/13	vs. Carolina	1	9	9.0	9	0
09/20	vs. Miami	2	30	15.0	24	0
09/27	at New England	--	--	--	--	--
10/04	at Indianapolis	--	--	--	--	--
10/11	at Tampa Bay	--	--	--	--	--
10/18	vs. Houston	--	--	--	--	--
10/25	vs. Buffalo	--	--	--	--	--
11/01	BYE WEEK	--	--	--	--	--
11/08	at N.Y. Jets	--	--	--	--	--
11/15	at Baltimore	--	--	--	--	--
11/19	vs. Tennessee	2	76	38.0	63	0
11/29	vs. San Diego	3	28	9.3	15	0
12/06	at Tennessee	1	14	14.0	14	0
12/13	vs. Indianapolis	2	73	36.5	73t	1
12/20	vs. Atlanta	2	17	8.5	17	0
12/27	at New Orleans	1	4	4.0	4	0
01/03	at Houston	4	50	12.5	20	0
<b>2015 totals:</b>		<b>18</b>	<b>301</b>	<b>16.7</b>	<b>73t</b>	<b>1</b>



## REGULAR SEASON CAREER STATISTICS

### RECEIVING

YEAR	TEAM	GP/GS	RECs	YDS	AVG.	LG	TD
2015	JAX	9/0	19	93	4.9	18	2
<b>NFL totals: 1 yr.</b>		<b>9/0</b>	<b>19</b>	<b>93</b>	<b>4.9</b>	<b>18</b>	<b>2</b>

### PUNT RETURNS

YEAR	TEAM	GP/GS	NO	FC	YDS	AVG.	LG	TD
2015	JAX	9/0	18	8	301	16.7	73t	1
<b>NFL totals: 1 yr.</b>		<b>9/0</b>	<b>18</b>	<b>8</b>	<b>301</b>	<b>16.7</b>	<b>73t</b>	<b>1</b>

13

## RASHAD GREENE



WIDE RECEIVER

5-11 185 LBS.

FLORIDA STATE

BORN SEPTEMBER 23, 1992

ALBANY, GEORGIA

ACQ: 5TH ROUND OF 2015 DRAFT (139TH)

EXP: ROOKIE

**GAMES PLAYED/STARTED:** 2015 (9/0)

**NFL TOTALS:** 9 games, 0 starts

**POSTSEASON TOTALS:** 0 games, 0 starts

**TRANSACTIONS:** Originally drafted by Jacksonville in the fifth round (139th overall) of the 2015 draft ... Placed on reserve/injured-designated to return ... Activated to 53-man roster on 11/18/15 ...

**PRO:** Joins Telvin Smith (5th round, 2014) as former Seminoles currently on the Jaguars roster ... Attended St. Thomas Aquinas (Fort Lauderdale, Fla.) High School, the same high school as OG Brandon Linder and OT Sam Young.

**2015:** Appeared in nine games during rookie season and recorded 19 receptions for 93 yards (4.9 avg.) and two TDs ... Registered 18 punt returns for 301 yards (16.7 avg.) and one TD ... **9/13 vs. CAR:** Made a team-high seven receptions for 28 yards (4.0 avg.) and recorded first NFL TD on a six-yard reception in the second quarter ... **9/20 vs. MIA:** Had two catches for seven yards (3.5 avg.) and two punt returns for 30 yards (15.0 avg.) ... **11/19 vs. TEN:** Returned from IR-designated return list and had one reception for two yards (2.0 rec. avg.) ... Returned two punts for 76 yards (38.0 avg.), including a 63-yard return (sixth-longest in franchise history) in the fourth quarter to set up the team's game-winning touchdown ... **11/29 vs. S.D.:** Had three receptions for 17 yards (5.7 rec. avg.) and three punt returns for 28 yards (9.3 return avg.), including a long of 15 ... **12/6 at TEN:** Had two receptions for 15 yards (7.5 rec. avg.) and his second career TD ... Posted one punt return for 14 yards ... **12/13 vs. IND:** Recorded one reception for 18 yards ... Returned two punts, including a 73-yard runback for a touchdown in the third quarter, the fourth-longest punt return in franchise history and the first punt returned for a TD since 2010 (Mike Thomas, 12/18/10 at Indianapolis) ... **12/20 vs. ATL:** Recorded one reception for -1 yards and two punt returns for 17 yards (8.5 avg.) ... **12/27 at N.O.:** Had one reception for two yards and one punt return for four yards ... **1/3 at HOU:** Had one reception for five yards and four punt returns for 50 yards (12.5 avg.) ...

**COLLEGE:** Four-year letterman ... Made 43 career starts ... Two-time first-team All-ACC Selection as a junior and senior ... Holds school record for career receptions (270), career receiving yards (3,830) and consecutive games with a reception (43) ... His 3,830 career receiving yards are the most in ACC history ... Two-time team captain as a junior and senior ... Recorded 29 career receiving TDs ... In 2014, saw action in all 14 games as a senior ... Set the school's single-season record with 99 receptions and his 1,365 receiving yards were the second-most in school history ... Had seven receiving TDs and eight 100-yard receiving games ... Led the ACC in receptions, receiving yards, receptions per game (7.1) and receiving yards per game (97.5) ... Ranked in the Top-15 nationally in receptions (ninth), receiving yards (eighth), receptions per game (12th) and receiving yards per game (15th) ... Finished second in the ACC and 18th in the nation with a 10.7 punt return avg. (15 punt returns for 160 yards) ... First-team All-ACC selection by league's media and coaches for the second-straight season ... Second-team All-America selection by the Associated Press ... Scout.com second-team All-America selection ... Biletnikoff Award semi-finalist ... Four-time ACC Receiver of the Week ... Served as a team captain for the second-straight season ... Led team in the ACC Championship game on **12/6 vs. Georgia Tech** with seven receptions for 123 yards and two TDs, including a 44-yard TD and a nine-yard TD reception in the second quarter ... Caught 11 passes for a career-high 203 yards and one TD on **8/30 vs. Oklahoma State** in the Cowboys Classic in Arlington, Tex. in the season-opener ...

**PERSONAL:** Attended national powerhouse St. Thomas Aquinas (Fort Lauderdale, Fla.) High School where he played for coach George Smith ... Ranked as a four-star WR and the No. 10 WR by Scout.com, No. 20 by 247Sports and No. 29 by Rivals.com ... Totaled 43 receptions for 943 yards (21.9 yards per catch) with 13 TDs as a senior ... First Team Sun-Sentinel All-Broward County as a senior ... Caught six passes for 148 yards and two TDs in the 2010 Class 5A State title game -- including a title-clinching 74-yard pass in the fourth quarter as St. Thomas Aquinas defeated Tampa Plant 29-7 and finished with a No. 3 national ranking ... Caught 31 passes for 510 yards and 10 TDs as a junior en route to the state title ... All-Broward County first-team selection by The Miami Herald as a senior and All-Broward County second-team selection as a junior ... Also starred as a standout on the team's track & field team ... Native of Albany, Ga. ... Twitter handle is @RG80\_.

# CLAY HARBOR

86

## CLAY HARBOR

TIGHT END  
6-3 250 LBS.


MISSOURI STATE

BORN JULY 2, 1987

LIBERTYVILLE, ILLINOIS

ACQ: WAIVERS (PHILADELPHIA) 2013

EXP: 6TH YEAR



**GAMES PLAYED/STARTED:** 2010 (9/6, 1/1), 2011 (16/3), 2012 (14/9), 2013 (16/7), 2014 (13/8), 2015 (15/3)

**NFL TOTALS:** 83 games, 36 starts

**JAGUARS TOTALS:** 44 games, 17 starts

**POSTSEASON TOTALS:** 1 game, 1 start

**TRANSACTIONS:** Originally drafted by Philadelphia in the fourth round (125th overall) of the 2010 draft ... Waived on 8/31/13 ... Claimed off waivers by Jacksonville on 9/1/13.

**PRO:** Sixth-year TE has played in 84 career games with 35 starts ... Career totals include 111 catches for 1,151 yards (10.4 avg.) and eight TDs ... Added 11 special teams tackles ... Was claimed off waivers by the Jaguars on Sept. 1, 2013 and has played in 44 games with 17 starts for the club ... Spent three seasons (2010-12) with Philadelphia after being selected in the fourth round of the 2010 draft ... Started a career-high nine games in 2012 and produced a career-best 25 receptions for 186 yards and two scores ...

**2015:** Saw action in 15 games with three starts at TE and totaled 14 receptions for 149 yards (10.6 avg.) and one TD ... **9/13 vs. CAR:** Served as a reserve tight end in season opener ... **9/20 vs. MIA:** Saw game action as a reserve tight end ... **9/27 at N.E.:** Started at TE and had three catches for 43 yards (14.3 avg.), including a long of 26 and one TD ... **10/4 at IND:** Started at TE and made four catches for 31 yards (7.8 rec. avg.) ... **10/11 at T.B.:** Started at TE and on special teams ... **10/18 vs. HOU:** Saw action at TE and on special teams ... **10/25 vs. BUF:** Inactive ... **11/8 at NYJ:** Saw action at TE and on special teams ... **11/5 at BAL:** Saw action on special teams ... **11/19 vs. TEN:** Had two catches for 17 yards (8.5 rec. avg.) and also saw action on special teams ... **11/29 vs. S.D.:** Saw action at TE and had one reception for 12 yards ... Also saw action on special teams ... **12/6 at TEN:** Saw action at TE and on special teams ... Made one special teams tackle ... **12/13 vs. IND:** Recorded two catches for 21 yards (10.5 rec. avg.) ... **12/20 vs. ATL:** Saw action at TE and on special teams ... **12/27 at N.O.:** Had one catch for seven yards (7.0 avg.) and was on the receiving end of a successful two-point conversion try in the fourth quarter ... **1/3 at HOU:** Recorded one reception for 18 yards ...

**2014:** Started eight of 13 games and led TEs with a career-high 26 catches for 289 yards and one TD ... Added one special teams tackle ... Missed the first three games with a calf injury suffered in training camp ... **9/28 at SD:** Made 2014 debut and finished with a career-high eight receptions for 69 yards with a long of 30 yards ... **10/12 at TEN:** Started at TE and finished with a career-high 91 yards on three receptions including a 20-yard TD catch in the fourth quarter. Connected with Blake Bortles on a career-long 59-yard catch on the club's opening drive ... **10/19 vs. CLE:** Led team with six receptions that went for 34 yards with a long of 24 yards ... **11/2 at CIN:** Recorded one special teams tackle ... **11/9 vs. DAL:** Started at TE and had three catches for 28 yards with a long of 15 yards ...

**2013:** Played in all 16 games for the second time in his career ... Totaled 24 catches for a career-high 292 yards with two TDs ... Matched his career-high with two receiving scores ... Had three special teams tackles ... **9/8 vs. KC:** Made Jaguars debut and started as team opened in two-TE alignment. Had one catch for five yards ... **9/15 at OAK:** Scored the club's first TD of the season with a 13-yard TD reception from Chad Henne late in the fourth quarter. Finished with three catches for 34 yards ... **9/22 at SEA:** Tied for the team-lead with two special teams tackles ... **9/29 vs. IND:** Registered two receptions for 39 yards including a career-long 31-yard catch in the fourth quarter ... **10/6 at STL:** Started at TE and produced three catches for 39 yards with a long of 21 yards ... **10/13 at DEN:** Made start at TE and had two catches for 29 yards with a long of 23, his third straight game with a 20-plus yard reception ... **11/17 vs. ARI:** Started at TE as team opened up in two-TE alignment. Matched season-high with three catches for 32 yards including a 21-yard reception in the first quarter. Surpassed his previous single-season career-high with 198 receiving yards ... **12/1 at CLE:** Started at TE and scored on an 18-yard pass from Chad Henne in the first quarter. Matched his single-season career-high with two TDs ... **12/15 vs. BUF:** Posted a season-high 52 yards on three receptions including a 28-yard grab. Added one special teams tackle ... **12/29 at IND:** Made two receptions for 11 yards before he fractured his ankle in the second quarter ...

**2012:** Appeared in 14 games and made a career-high nine starts ... Set career-highs in receptions (25), receiving yards (188) and TDs (2) ... Added a career-high three special teams tackles ... Opened season on **9/9 at CLE** with three catches for 16 yards including a four-yard game-winning TD grab from QB Michael Vick with 1:18 remaining ... Had three catches in back-to-back games, **11/5 at NO** and **11/11 vs. DAL** ...

Recorded a career-high six receptions for 52 yards on **12/9 at TB** including a 11-yard TD reception from QB Nick Foles as part of a fourth quarter comeback win ... Posted three receptions for 28 yards on **12/13 vs. CIN**, his final game of the season ... Was placed on injured reserve on Dec. 18 with a back injury ...

**2011:** Played in all 16 games with three starts ... Totaled 13 receptions for 163 yards and two TDs ... Added two special teams tackles ... Registered 55 yards on three receptions with a TD on **10/2 vs. SF** including a career-long 27-yard grab ...

**2010:** Saw action in nine games as a rookie and made six starts ... Finished with nine receptions for 72 yards and one TD ... Made NFL debut on **9/12 vs. GB** ... Recorded six-yard reception on **11/21 vs. NYG**, the first catch of his career ... Scored his first career TD on **12/28 vs. MIN**, a three-yard catch.

**COLLEGE:** Three-time All-America selection at Missouri State University ... Finished his career with 150 receptions for 1,906 yards and 10 TDs ... Tallied 59 catches for 729 yards as a senior, the second-most receptions in the nation among TEs ... Earned FCS first-team All-America honors ... Led the team as a junior with 40 catches for 457 yards, earning second-team Associated Press All-America honors ... Switched positions as a sophomore, moving from WR to TE ... Finished with a single-season school-record for a TE with 45 catches for 647 yards ... Played in 11 games as a freshman and started two at WR, finishing with six catches for 73 yards ... Redshirted as a freshman ... Majored in Hospitality and Restaurant Management.

**PERSONAL:** Three-sport standout at Dwight High School in Illinois ... Four-year letterman in football, basketball and track ... Had a graduating class of 74 people ... Played WR and S and set school record with 60 receptions for 1,079 yards and 19 TDs ... Played with his brother, Cory, at Missouri State ... Was not offered a football scholarship ... Began playing football in fourth grade ... Twitter handle is @clayharbs82 ... Full name: Clayton Lee Harbor.



### 2015 GAME-BY-GAME STATISTICS

DATE	GAME	RECS	YDS	AVG.	LG	TD
09/13	vs. Carolina	0	0	0.0	0	0
09/20	vs. Miami	0	0	0.0	0	0
09/27	at New England	3	43	14.3	26	1
10/04	at Indianapolis	4	31	7.8	21	0
10/11	at Tampa Bay	0	0	0.0	0	0
10/18	vs. Houston	0	0	0.0	0	0
10/25	vs. Buffalo			ina		
11/01	BYE WEEK					
11/08	at N.Y. Jets	0	0	0.0	0	0
11/15	at Baltimore	0	0	0.0	0	0
11/19	vs. Tennessee	2	17	8.5	10	0
11/29	vs. San Diego	1	12	12.0	12	0
12/06	at Tennessee	0	0	0.0	0	0
12/13	vs. Indianapolis	2	21	10.5	17	0
12/20	vs. Atlanta	0	0	0.0	0	0
12/27	at New Orleans	1	7	7.0	7	0
01/03	at Houston	1	18	18.0	18	0
<b>2015 totals:</b>		<b>14</b>	<b>149</b>	<b>10.6</b>	<b>26</b>	<b>1</b>



### REGULAR SEASON CAREER STATISTICS

YEAR	TEAM	GP/GS	REC	YDS	AVG	LG	TD
2010	PHI	9/6	9	72	8.0	24	1
2011	PHI	16/3	13	163	12.5	27	1
2012	PHI	14/9	25	186	7.4	19	2
2013	JAX	16/7	24	292	12.2	31	2
2014	JAX	13/8	26	289	11.1	59	1
2015	JAX	15/3	14	149	10.6	26	1
<b>NFL totals: 6 yrs.</b>		<b>83/36</b>	<b>111</b>	<b>1,151</b>	<b>10.4</b>	<b>59</b>	<b>8</b>

**Additional statistics:** 2 special teams tackles in 2011; 3 in 2012; 3 in 2013; 1 in 2014; 3 in 2015.



### POSTSEASON CAREER STATISTICS

YEAR	TEAM	GP/GS	REC	YDS	AVG	LG	TD
2010	PHI	1/1	0	0	0.0	0	0
<b>NFL totals: 6 yrs.</b>		<b>1/1</b>	<b>0</b>	<b>0</b>	<b>0.0</b>	<b>0</b>	<b>0</b>




# CHAD HENNE

7

## CHAD HENNE

QUARTERBACK  
6-3 220 LBS.  
MICHIGAN  
BORN JULY 2, 1985  
WYOMISSING, PENNSYLVANIA  
ACQ: UNRESTRICTED FREE AGENT (MIAMI) 2012  
EXP: 8TH YEAR



**GAMES PLAYED/STARTED:** 2008 (3/0), 2009 (14/13), 2010 (15/14), 2011 (4/4), 2012 (10/6), 2013 (15/13), 2014 (3/3), 2015 (0/0)

**NFL TOTALS:** 64 games, 53 starts

**JAGUARS TOTALS:** 28 games, 22 starts

**POSTSEASON TOTALS:** 0 games, 0 starts

**TRANSACTIONS:** Originally drafted by Miami in the second round (57th overall) of the 2008 draft ... Signed by Jacksonville as an unrestricted free agent on 3/15/12.

**PRO:** Eighth-year QB has played in 64 games with 53 starts ... Career totals include 1,159 of 1,954 passing for 12,931 yards with 58 TDs/63 INTs and a 75.5 rating ... Joined the Jaguars in 2012 as an unrestricted free agent and has played in 28 games with 22 starts ... Spent first four seasons in Miami after being selected in the second round of 2008 draft ... Recorded two 3,000-yard passing seasons including 3,241 in 2013 ... Has 12 career 300-yard passing games including a career-high 416 yards in the 2011 season-opener against New England ... Owns a 18-35 record as a starter, 5-17 with the Jaguars ... Has 83 career completions of 25-plus yards ... Posted four games with 50-plus attempts ... Recorded four fourth-quarter or overtime comeback victories ... Was under center for all but four offensive plays for the Jaguars in the last seven games (six starts) of 2012 ... Saw action as a reserve on Nov. 18, 2012 at Houston and threw for 354 yards and four TDs ... Started first four games of 2011 season before suffering a season-ending left shoulder injury ... Started a career-high 14 games in 2010 and threw for 3,301 yards and 15 TDs ... Four-year starter at Michigan, where he threw 87 career TD passes ...

**2015:** Dressed in all 16 games but did not play ... **9/13 vs. CAR:** Dressed but did not play in season opener ... **9/20 vs. MIA:** Dressed but did not play ... **9/27 at N.E.:** Dressed but did not play ... **10/4 at IND:** Dressed but did not play ... **10/11 at T.B.:** Dressed but did not play ... **10/18 vs. HOU:** Dressed but did not play ... **10/25 vs. BUF:** Inactive ... **11/8 at NYJ:** Dressed but did not play ... **11/15 at BAL:** Dressed but did not play ... **11/19 vs. TEN:** Dressed but did not play ... **11/29 vs. S.D.:** Dressed but did not play ... **12/6 at TEN:** Dressed but did not play ... **12/13 vs. IND:** Dressed but did not play ... **12/20 vs. ATL:** Dressed but did not play ... **12/27 at N.O.:** Dressed but did not play ... **1/3 at HOU:** Dressed but did not play ...

**2014:** Started the first three games and was 42 of 78 passing for 492 yards with three TDs and one INT for an 80.7 rating ... Added four rushes for 25 yards ... Dressed but did not play in final 13 games ... **9/7 at PHI:** Opened the season as starting QB and completed 24 of 43 passes for 266 yards with two TDs for an 89.9 passer rating. Hooked up rookie WR Allen Hurns for TDs of 34 and 21 yards in the first quarter. Added one rush for eight yards. Had a 141.1 rating at halftime ... **9/14 at WAS:** Started at QB and was 14 of 28 passing for 193 yards with one TD and one INT for a 69.5 rating. Had two completions of 50-plus yards, a 63-yard TD pass to TE Mercedes Lewis and a 54-yard completion to WR Allen Robinson. Led the team in rushing 17 yards on three carries ... **9/21 vs. IND:** Started at QB and was 4 of 7 passing for 33 yards before he was replaced in the second half by Blake Bortles. Was sacked three times for 11 yards ...

**2013:** Started 13 of 15 games played, tied for the second-most starts of his career ... Was 305 of 503 passing for 3,241 yards with 13 TDs and 14 INTs for a 76.5 passer rating ... Established career-highs for attempts and completions and had second-most yards ... Had two TD passes in four of the last five games ... Started the last 11 games ... Had two 300-yard passing games ... Added 27 rushes for 77 yards ... **9/8 vs. KC:** Inserted into the game during middle of club's final drive as Blaine Gabbert suffered a hand injury. Finished 3 of 6 passing for 36 yards with a 24-yard completion to Cecil Shorts III ... **9/15 at OAK:** Started at QB for injured Blaine Gabbert and threw for 241 yards on 25 of 38 passing with one TD for a 92.1 passer rating. Hooked up with Ace Sanders for a 30-yard completion and connected with TE Clay Harbor for a 13-yard TD pass in the fourth quarter ... **9/22 at SEA:** Started at QB and completed 18 of 38 passes for 235 yards with two TDs for a 45.4 rating. Was sacked three times for a loss of 21 yards. Hooked up with Cecil Shorts for a 59-yard completion in the third quarter ... **10/6 at STL:** Entered the game with 5:14 remaining in the third quarter after Blaine Gabbert suffered a hamstring injury. Finished 7 of 13 passing for 89 yards with one TD for a 101.1 passer rating. Hooked up with Justin Blackmon for a 39-yard completion on his first passing attempt and later found Cecil Shorts for a four-yard touchdown completion in the fourth quarter ... **10/13 at DEN:** Started at QB and was 27 of 42 passing for 303 yards with two INTs for a 65.9 rating. Marked his 10th career 300-yard passing game. Had seven completions of at least 18 yards ... **10/20 vs. SD:** Registered his second straight 300-yard passing game, completing 23 of 36 passes for 318 yards with one INT for an 80.6 rating. Had six completions of 17-plus yards ... **10/27 vs. SF:** Started at QB and threw for 228 yards and one TD for an 84.3 passer

rating. Hooked up with Mike Brown for a 29-yard TD in the third quarter ... **11/10 at TEN:** Started at QB and was 14 of 23 passing for 180 yards with two INTs for a 49.2 rating. Had four completions of 20-plus yards. Won second start as a Jaguar ... **11/17 vs. ARI:** Led club to TDs on back-to-back drives to open the game. Hooked up with TE Danny Noble for a 62-yard TD on the opening drive. Finished 27 of 42 passing for 255 yards with one TD/two INTs and a 69.0 rating. Eclipsed 11,000 career passing yards ... **11/24 at HOU:** Was 23 of 32 passing for 239 yards with a season-high 93.1 rating. Posted a season-best 71.8 completion percentage, his sixth straight game with a 60 percent or higher completion percentage. Had five completions of 15-plus yards including a 51-yard completion to Ace Sanders in the first quarter, his second consecutive game with a 50-plus yard completion ... **12/1 at CLE:** Completed 22 of 40 passes for 195 yards with 2 TDs/1 INT for a 74.5 rating. Directed his fourth career game-winning drive, hooking up with Cecil Shorts for a 20-yard TD with 40 seconds remaining in the game ... **12/5 vs. HOU:** Threw for 117 yards and two TDs, his 11th career multi-TD game. Hooked up with Mercedes Lewis (1 yard) and Cecil Shorts (6 yards) for TD passes. Finished with 33 yards on four carries, the second-most rushing yards of his career (59, Sept. 12, 2011 vs. New England) ... **12/15 vs. BUF:** Threw for 237 yards and two TDs on 21 of 36 passing. Marked 12th career multi-touchdown game, including three consecutive games. Had three completions of 25-plus yards, hooking up with Jordan Todman (30), Clay Harbor (28) and Mercedes Lewis (25) ... **12/22 vs. TEN:** Registered his fourth straight game with two TD passes, hooking up with Mercedes Lewis and Mike Brown for scores. Was 24 of 34 passing for 237 yards for a season-high 97.3 rating (as a starter). Eclipsed 12,000 career passing yards ... **12/29 at IND:** Started in season-finale and registered a season-high 331 yards on 30 of 51 passing with one TD and one INT. Hooked up with WR Kerry Taylor for a 14-yard TD in the fourth quarter. Marked fourth career game with 50-plus attempts and 12th career 300-yard passing game ...

**2012:** Appeared in 10 games with six starts ... Completed 166 of 308 passes for 2,084 yards with 11 TDs and 11 INTs for a 72.2 rating ... Became 15th different starting QB in franchise history ... Had 16 completions of 25-plus yards ... Was under center for all but four offensive plays the last seven games (six starts) ... **9/16 vs. HOU:** Made Jaguars debut in fourth quarter when Blaine Gabbert departed with an injury and went 2-for-2 passing with 23 yards. **10/21 at OAK:** Entered game in second quarter when Blaine Gabbert suffered a left shoulder injury and completed nine of 20 passes for 71 yards. Had a 26-yard completion to Rashad Jennings ... **11/8 vs. IND:** Was inserted into the game in the fourth quarter and completed 10 of 16 passes for 121 yards with a TD and INT. Connected on four-yard TD pass to Cecil Shorts in the fourth quarter ... **11/18 at HOU:** Entered game in first quarter on club's second offensive possession after Blaine Gabbert left with a right forearm/elbow injury. Completed 16 of 33 passes for 354 yards and a career-best four TDs, tied for the most TDs in Jaguars history (Mark Brunell, Quinn Gray and David Garrard). Became first QB since Hall of Famer Steve Young in 1987 to come off bench and throw for four TDs and no INTs. Had TD passes on back-to-back completions, hitting Mercedes Lewis for 13 yards in the first quarter and Cecil Shorts for 67 yards in the second quarter. Threw an 81-yard TD pass to Justin Blackmon in the fourth quarter. Had four completions of 30-plus yards ... **11/25 vs. TEN:** Made first start of the season and threw for 261 yards on 17 of 26 passing with two TDs and one INT. Threw INT on first play from scrimmage on a pass batted at the line. Connected with Cecil Shorts on a 59-yard TD pass in the third quarter and found Blackmon for a seven-yard TD in the fourth quarter ... **12/23 vs. NE:** Threw for 348 yards on 29 of 51 passing with one TD and three INT. Threw a three-yard TD pass to Blackmon on the opening drive of the game. Hooked up with Montell Owens on a 53-yard reception in the first quarter. Rushed two times for 22 yards, including a 15-yard scramble in the fourth quarter ... **12/30 at TEN:** Made sixth consecutive start and completed 25 of 41 passes for 298 yards with two TD and three INT. Connected on a five-yard TD pass to Jordan Shipley in the first quarter and a 30-yard TD pass to Justin Blackmon in the second quarter. Was picked off by Zach Brown in the second quarter and third quarter and both were returned for touchdowns ...

**2011:** Started the first four games before suffering a season-ending left shoulder injury ... Was placed on injured reserve on Oct. 6 ... Completed 64 of 112 passes (57.1 pct.) for 868 yards with four TDs and four INTs for a 79.0 rating ... Added 15 rushes for 112 yards and one TD ... **9/12 vs. NE:** Opened the season as starter and was 30 of 49 for a career-high 416 yards with two TDs and one INT for a 93.6 rating. Marked highest single game passing yardage total by any Dolphin QB other than Dan Marino. Led the team in rushing with 59 yards and one TD, scoring on a nine-yard QB draw ... **9/25 at CLE:** Was 19 of 29 passing for 255 yards with one TD and one INT. Recorded three completions of 25-plus yards. Finished the first half 15 of 19 passing for 191 yards ... **10/2 at SD:** Left the game with a left shoulder injury in the first quarter ...

**2010:** Started 14 of 15 games and was 6-8 as starter ... Was 301 of 490 passing (61.4 pct.) for 3,301 yards with 15 TDs and 19 INTs for a 75.4 rating ... Recorded 18 completions of 25-plus yards ... **9/19 at MIN:** Hooked up with Brandon Marshall for a 46-yard completion ... **9/26 vs. NYJ:** Threw for two TDs and one INT on 26 of 44 passing for a then career-high 363 yards ... **10/4 vs. NE:** Was 28 of 38 passing for 305 yards with two TDs and three INTs. Marked the second time in career with back-to-back 300-yard passing games ... **10/17 at GB:** Threw for two TDs including a 22-yard pass to Anthony Fasano that broke a 13-13 tie to give the Dolphins a lead in the fourth quarter leading to overtime win ... **11/14 vs. TEN:** Saw action in relief of Chad Pennington in the first quarter. Suffered an injury to his right knee in the third quarter and did not return ... **11/28 at OAK:** Returned to lineup and threw for 307 yards on 17 of 30 passing with two TDs and one INT. Connected with Marlon Moore on a 57-yard TD pass ... **12/19 vs. BUF:** Completed 73.3 percent of passes (33 of 45) for 276 yards with one TD and one INT ... **12/26 vs. DET:** Passed David

# CHAD HENNE

Woodley to move into fourth place among the Dolphins career passing yardage leaders. Completed 29 of 44 passes for 278 yards with one TD and two INTs ...

**2009:** Played in 14 games with 13 starts and posted 7-6 record as starter... Completed 274 of 451 passes (60.7 pct.) for 2,878 yards with 12 TDs and 14 INTs for a passer rating of 75.2 ... Registered 18 completions of 25-plus yards ... **9/27 at SD:** Saw first action of season in relief of Chad Pennington and totaled 10 of 19 passing for 92 yards with one INT ... **10/14 vs. BUF:** Made first career start and completed 14 of 22 passes for 115 yards and one TD for a 92.0 rating, hooking up with Brian Hartline in third quarter for first career TD pass. Became 12th Dolphins QB to win first start, and just the sixth to win first NFL start ... **10/12 vs. NYJ:** Led Dolphins to a 31-27 comeback win on Monday Night Football with first career fourth-quarter comeback. Connected on 20 of 26 passes for 241 yards and two TDs for a career-high 130.4 passer rating. Led club to 21 points in fourth quarter and finished the quarter 9 of 12 passing for 121 yards with two TDs. Became the first Dolphins QB since 1999 to win his first two career starts ... **10/25 vs. NO:** Connected on a season-long 67-yard pass to Brian Hartline ... **11/1 at NYJ:** Made first career road start and finished 12 of 21 passing for 112 yards with one TD ... **11/15 vs. TB:** Posted second fourth quarter comeback win as he was 17 of 31 for 175 yards with one TD, leading team to a game-winning FG with 10 seconds left ... **11/19 vs. NE:** Finished 29 of 52 passing for 335 yards with two TDs and one INT in a comeback win. Marked first career 300-yard passing game ... **12/13 at JAX:** Completed 21 of 29 passes for 220 yards with one INT and scored first career rushing TD. Set franchise record for consecutive completions in a single game with 17 straight ... **12/20 at TEN:** Threw for season-high 349 yards on 29 of 46 passing with one TD, three INTs ... **12/27 vs. HOU:** Set season and career marks with 35 completions and 55 attempts for 322 yards with one TD for second consecutive 300-yard passing game. Marked first time a Dolphins QB threw for 300 yards in back-to-back games since 1998. The 35 completions tied for the third-highest single-game total in franchise history ... **1/3 vs. PIT:** Closed out season with 140 yards on 16 of 20 passing for a career-best 80.0 completion percentage with one TD and one INT ...

**2008:** Appeared in three games as a rookie ... Made NFL debut on **9/14 at ARI** in the fourth quarter and was 7 of 12 passing for 67 yards, all on an 18-play drive covering 89 yards ... Dressed but did not play in AFC Wild Card game on **1/4 vs. BAL.**

**COLLEGE:** Four-year starter at the University of Michigan (2004-07) ... Compiled a 33-14 record as starter ... Career totals included 828 of 1,387 passing (59.7 pct.) for 9,715 yards with 87 TDs, 37 INTs ... Tossed at least one TD pass in 42 of his 47 career games and threw for at least 200 yards in 26 starts ... Finished with school records for career completions, attempts, passing yards and TD passes ... Ranked second to Purdue's Drew Brees in Big Ten Conference history for career TD passes ... Ranked second in school history with an average of 206.7 yards passing per game ... Started 10 games as a senior and earned first-team All-Big Ten honors ... Totaled 162 of 278 passing for 1,938 yards with 17 TDs, nine INTs ... Earned the Capital One Bowl Most Valuable Player Award after throwing for a school bowl-record 373 yards against Florida ... Played in the Senior Bowl ... Started all 13 games as a junior ... Was 203 of 328 passing (61.9 pct.) for 2,508 yards with 22 TDs, eight INTs ... Named third-team All-America and second-team All-Big Ten by the coaches and media ... Was a finalist for the Manning Award ... Threw for a season-high 309 yards against Southern California in the Rose Bowl ... Started all 12 games as a sophomore ... Completed 223 of 382 passes (58.4 pct.) for 2,526 yards with 23 TDs, eight INTs ... Accounted for four TDs against Nebraska in the Alamo Bowl, completing 21 of 43 passes for 270 yards and three TDs and rushed for 38 yards and a TD ... Started all 12 games as a freshman ... Became first true freshman QB in Big Ten history to lead his team to a conference title ... Named honorable mention All-Big Ten by the coaches and media ... Was a consensus first-team Freshman All-America ... Was 240 of 399 passing for 2,743 yards and 25 TDs ... Finished as the top true freshman QB, statistically, in Michigan and Big Ten history ... Tied school record for most TD passes in a season ... Threw at least one TD pass in all 12 games and had eight multi-TD games ... Tied a Rose Bowl record with four TD passes against Texas ... Earned degree in general studies.

**PERSONAL:** Married (Brittany) ... Attended Wilson High School in West Lawn, Pa. ... Set Pennsylvania District III all-time passing and TD records with 7,071 yards and 74 TDs ... Completed 147 of 249 passes for 1,743 yards and 19 TDs as a senior ... Threw for 2,088 yards and 23 TDs as a junior ... Also competed in track and was timed at 11.2 in the 100-meters and threw the javelin a career-best 195.5 feet ... Was a two-year starter on basketball team ... Worked with the Kids and Fins Publix Shopping Spree as well as the Cooperative Feeding Program ... Provided tents and joined families in Little Haiti to speak with their families back in Haiti following deadly earthquakes ... Says growing up Joe Montana was favorite professional athlete ... Father, Sheldon, worked two full-time jobs as both a welder and a high school and junior high school football coach ... Full name: Chad Steven Henne.

## 2015 GAME-BY-GAME STATISTICS

PASSING											
DATE	OPP	P/S	COMP	ATT	PCT	YDS	AVG	TD	INT	SK	RTG
09/13	vs. CAR					DNP					
09/20	vs. MIA					DNP					
09/27	at N.E.					DNP					
10/04	at IND					DNP					
10/11	at T.B.					DNP					
10/18	vs. HOU					DNP					
10/25	vs. BUF					DNP					
BYE WEEK											
11/08	at NYJ					DNP					
11/15	at BAL					DNP					
11/19	vs. TEN					DNP					
11/29	vs. S.D.					DNP					
12/06	at TEN					DNP					
12/13	vs. IND					DNP					
12/20	vs. ATL					DNP					
12/27	at N.O.					DNP					
01/03	at HOU					DNP					
<b>2015 totals:</b>		<b>0/0</b>	<b>0</b>	<b>0</b>	<b>0.0</b>	<b>0</b>	<b>0.0</b>	<b>0</b>	<b>0</b>	<b>0</b>	<b>0</b>

RUSHING						
DATE	OPP	W/L	ATT	YDS	AVG	TD
09/13	vs. CAR			DNP		
09/20	vs. MIA			DNP		
09/27	at N.E.			DNP		
10/04	at IND			DNP		
10/11	at T.B.			DNP		
10/18	vs. HOU			DNP		
10/25	vs. BUF			DNP		
BYE WEEK						
11/08	at NYJ			DNP		
11/15	at BAL			DNP		
11/19	vs. TEN			DNP		
11/29	vs. S.D.			DNP		
12/06	at TEN			DNP		
12/13	vs. IND			DNP		
12/20	vs. ATL			DNP		
12/27	at N.O.			DNP		
01/03	at HOU			DNP		
<b>2015 totals:</b>		<b>0-0</b>	<b>0</b>	<b>0</b>	<b>0.0</b>	<b>0</b>

## REGULAR SEASON CAREER STATISTICS

PASSING											
YEAR	TEAM	P/S	COMP	ATT	PCT	YDS	AVG	TD	INT	SK	RTG
2008	MIA	3/0	7	12	58.3	67	5.6	0	0	0	74.0
2009	MIA	14/13	274	451	60.8	2,878	6.4	12	14	26	75.2
2010	MIA	15/14	301	490	61.4	3,301	6.7	15	19	30	75.4
2011	MIA	4/4	64	112	57.1	868	7.8	4	4	11	79.0
2012	JAX	10/6	166	308	53.9	2,084	6.8	11	11	28	72.2
2013	JAX	15/13	305	503	60.6	3,241	6.4	13	14	38	76.5
2014	JAX	3/3	42	78	53.8	492	6.3	3	1	16	80.7
2015	JAX	0/0	0	0	0.0	0	0.0	0	0	0	0.0
<b>NFL totals: 8 yrs.</b>		<b>64/53</b>	<b>1,159</b>	<b>1,954</b>	<b>59.3</b>	<b>12,931</b>	<b>6.6</b>	<b>58</b>	<b>63</b>	<b>149</b>	<b>75.5</b>

RUSHING						
YEAR	TEAM	W-L*	ATT	YDS	AVG	TD
2008	MIA	0-0	0	0	0.0	0
2009	MIA	7-6	16	32	2.0	1
2010	MIA	6-8	25	52	1.5	0
2011	MIA	0-4	15	112	7.5	1
2012	JAX	1-5	19	64	3.4	1
2013	JAX	4-9	27	77	2.9	0
2014	JAX	0-3	4	25	6.3	0
2015	JAX	0-0	0	0	0.0	0
<b>NFL totals: 8 yrs.</b>		<b>18-35</b>	<b>116</b>	<b>363</b>	<b>3.1</b>	<b>3</b>

\* games started



# DAVON HOUSE

## 31 DAVON HOUSE



CORNERBACK  
6-0 196 LBS.  
NEW MEXICO STATE  
BORN JULY 10, 1989  
PALMDALE, CALIFORNIA  
ACQ: UNRESTRICTED FREE AGENT (GREEN BAY) 2015  
EXP: 5TH YEAR

**GAMES PLAYED/STARTED:** 2011 (2/0), 2012 (9/5), 2013 (16/5), 2014 (13/4), 2015 (16/15)

**NFL TOTALS:** 56 games, 29 starts

**JAGUARS TOTALS:** 16 games, 15 starts

**POSTSEASON TOTALS:** 3 games, 0 starts

**TRANSACTIONS:** Originally drafted by Green Bay in the fourth round (131st overall) of the 2011 draft ... Signed by Jacksonville as an unrestricted free agent on 3/11/15.

**PRO:** Fifth-year CB has played in 56 career games with 29 starts ... Spent first four NFL seasons with Green Bay after being selected in the fourth round of the 2011 draft ... Career totals include 134 tackles (109 solo), six INTs, two forced fumbles, one fumble recovery and 60 passes defended ... Has played in three postseason games ...

**2015:** Played in all 16 games with 15 starts ... Set the Jaguars single-season record with 23 passes defended, which were third-most in the NFL ... **9/13 vs. CAR:** Made two tackles (two solo) and recorded one pass defended in Jaguars debut ... **9/20 vs. MIA:** Made one tackle (one solo), before exiting the game with dehydration ... **9/27 at N.E.:** Started at LCB and made four tackles (four solo) and one pass defended ... **10/4 at IND:** Made three tackles (three solo) and recorded two passes defended ... **10/11 at T.B.:** Made three tackles and recorded three passes defended ... **10/18 vs. HOU:** Started at LCB, making five tackles (five solo) and three passes defended ... Fourth NFL player in the last 15 seasons to register three or more passes defended in back-to-back games and the first Jaguars player to do so ... **10/25 vs. BUF:** Made two tackles (two solo) and had one pass defended ... **11/8 at NYJ:** Started at LCB, making two tackles (one solo) and one pass defended ... **11/15 at BAL:** Started at CB, making eight tackles (three solo), recording two INTs and four passes defended, all career highs ... **11/19 vs. TEN:** Registered three tackles (three solo), one pass defended, and a forced fumble and recovery in the fourth quarter ... **11/29 vs. S.D.:** Started at LCB, making three tackles (three solo) and saw action on special teams ... **12/6 at TEN:** Started at LCB and made five tackles (four solo) ... Recorded his third interception of the season, becoming the first Jaguars player with three-plus INTs in a single-season since Derek Cox (four) and Paul Posluszny (three) in 2014 ... **12/13 vs. IND:** Started at LCB, making four tackles (four solo) and recorded one pass defended ... **12/20 vs. ATL:** Started at LCB and made five tackles (four solo) and one pass defended ... **12/27 at N.O.:** Started at LCB and made three tackles (one solo) and one pass defended ... **1/3 at HOU:** Started at LCB and made seven tackles (six solo) ... Added two passes defended and one INT ...

**2014:** Played in 13 games with four starts ... Missed the final three games with a shoulder injury ... Recorded 24 tackles (17 solo), one INT, one forced fumble and 11 passes defended ... Added four special teams tackles ... Part of secondary that helped Green Bay rank seventh in NFL in opponent passer rating (82.0) ... Played 30 snaps on defense on **9/14 vs. NYJ** and registered three tackles (two solo) and two passes defended ... Intercepted Matthew Stafford in the second quarter on **9/21 at DET** and added three solo tackles and a season-high two special teams tackles ... Started at nickel CB on **9/28 at CHI** and posted first career forced fumble when he punched the ball loose from WR Alshon Jeffery on an end-around in the third quarter ... Totaled two tackles on defense and one special teams tackle on **10/2 vs. MIN** ... Started as the third CB on **10/12 at MIA** and played in a season-high 49 snaps, recording two solo tackles, one pass defended and one QB hit ... Started at RCB on **10/19 vs. CAR** in place of injured Sam Shields. Appeared on 50 plays and made two tackles and one pass defended ... Started at RCB for the second week on **10/26 at N.O.** and totaled five tackles and a team-high two passes defended ... Tied for the team-lead with two passes defended on **11/9 vs. CHI** and added three tackles ... Played 44 snaps on defense on **11/30 vs. N.E.** ... Registered two passes defended on **12/8 vs. ATL** ... Was inactive the last three games with a shoulder injury ... Played in both postseason games and totaled three special teams tackles ...

**2013:** Played in a career-high 16 games, making five starts ... Established career-highs with 32 tackles (26 solo), one sack, one INT and 13 passes defended ... Led team with 12 special teams tackles ... Earned a special teams game ball for his performance on **9/15 vs. WAS**, totaling two tackles. Also saw action for 26 plays on defense and took down Robert Griffin III for a six-yard loss, his second career sack ... Had one tackle in 14 defensive plays on **10/13 at BAL** ... Saw action for 56 plays on **10/20 vs. CLE** and finished with four tackles (three solo), three passes defended and his first career INT. Picked off QB Brandon Weeden on a fourth-down play in the first quarter ... Started at CB on **11/17 at NYG** and finished with two solo tackles and one pass defended on 58 plays ... Saw action for 61 plays on **1/5 vs. S.F.** in NFC Wild Card game and tallied four solo tackles and three passes defended ...

**2012:** Saw action in nine games with five starts ... Injured his shoulder in the first preseason game and missed the first six weeks of the regular season ... Made season debut on **10/21 at STL** and served as the team's dime CB and led club with three passes defended ... Started first career game on **10/28 vs. JAX** and finished with two solo tackles and two passes defended. Blocked a second quarter Bryan Anger punt that was recovered by the Packers in the end zone for a TD. Marked first Packers' first blocked punt since Sept. 29, 2003 ... Did not miss a snap (72 plays) on **11/18 at DET** and totaled two tackles, his first career sack and two passes defended. Dropped QB Matthew Stafford for a three-yard loss in the fourth quarter ...

**2011:** Played in two games as a rookie, mainly on special teams where he had one tackle ... Was listed as gameday inactive 12 times, and dressed but did not play for two others ... Made NFL debut on **10/23 at MIN** ... Saw action on **1/1 vs. DET** and had a special teams tackle.

**COLLEGE:** Four-year starter ... Played under Jaguars defensive backs coach DeWayne Walker from 2009-10 ... Played in 50 games with 43 starts ... Earned first-team All-Western Athletic Conference honors in each of his final two seasons ... Finished career ranked first in school history with 319 INT return yards and tied for sixth with 11 INTs ... Returned three INTs for TDs during his career, highlighted by a 100-yard return for a score vs. Idaho as a true freshman in 2007 ... Registered 57 tackles, two INTs and 12 passes defended as a senior while making 12 starts ... Closed college career with a 48-yard INT return for a TD vs. Hawaii ... Started all 13 games as a junior and was named first-team All-WAC ... Led conference with 16 passes defended and four INTs while producing a career-high 68 tackles ... Recorded two TDs: a fumble return for a TD at Louisiana Tech and an INT for a score at Hawaii ... Became the first Aggie since Gary Jessie in '95 to score on both in the same season ... Started all 12 games as a sophomore and recorded 40 tackles (26 solo), two INTs, eight passes defended and two fumble recoveries ... Appeared in all 13 games as a true freshman and made six starts ... Set a school-record with 171 INT return yards on a team-high four INTs ... Finished the season with 37 tackles (21 solo) and 12 passes defended ... Earned a degree in family consumer science.

**PERSONAL:** Married (Leatrice) ... Nickname "Devo" ... Attended Palmdale (Calif.) High School ... Earned All-Golden League honors and All-CIF recognition as a senior ... Participated in the Next Level All-Star Game and was named the game's Most Valuable Player ... Didn't play football until his junior season ... Played flanker as a junior before moving to CB as a senior ... Also was an All-Golden League selection in baseball and track and field ... Older brother, Tyreace, was a sixth-round draft choice of the Oakland Athletics in 2008, but retired from baseball in 2011 and is a pursuing a football career at Division II McMurry University in Abilene, Texas ... Tyreace was drafted as an outfielder in the 49th round of the 2007 MLB Draft by the Atlanta Braves, but was drafted the next year by the A's after attending the College of the Canyons (Calif.) ... Sister, Vanessa, played softball at San Jose State ... Full name is Davon Thomas House.

### 2015 GAME-BY-GAME STATISTICS

DATE	OPP	TKL	SOLO	ASST	SACKS	FF	FR	PD	INT
09/13	vs. Carolina	2	2	0	0.0	0	0	1	0
09/20	vs. Miami	1	1	0	0.0	0	0	0	0
09/27	at New England	4	4	0	0.0	0	0	1	0
10/04	at Indianapolis	3	3	0	0.0	0	0	2	0
10/11	at Tampa Bay	3	3	0	0.0	0	0	3	0
10/18	vs. Houston	5	5	0	0.0	0	0	3	0
10/25	vs. Buffalo	2	2	0	0.0	0	0	1	0
11/01	BYE WEEK								
11/08	at N.Y. Jets	2	1	1	0.0	0	0	1	0
11/15	at Baltimore	8	3	5	0.0	0	0	0	0
11/19	vs. Tennessee	3	3	0	0.0	0	0	4	2
11/29	vs. San Diego	3	3	0	0.0	1	1	1	0
12/06	at Tennessee	5	4	1	0.0	0	0	1	1
12/13	vs. Indianapolis	4	4	0	0.0	0	0	1	0
12/20	vs. Atlanta	5	4	1	0.0	0	0	1	0
12/27	at New Orleans	3	1	2	0.0	0	0	1	0
01/03	at Houston	7	6	1	0.0	0	0	2	1
<b>2015 totals:</b>		<b>60</b>	<b>49</b>	<b>11</b>	<b>0.0</b>	<b>1</b>	<b>1</b>	<b>23*</b>	<b>4</b>

\* single-season franchise record

### REGULAR SEASON CAREER STATISTICS

YEAR	TEAM	GP/GS	TKL	SOLO	ASST	SACKS	FF	FR	PD	INT
2011	G.B.	2/0	0	0	0	0/0	0	0	0	0
2012	G.B.	9/5	18	17	1	1.0	0	0	13	0
2013	G.B.	16/5	32	26	6	1.0	0	0	13	1
2014	G.B.	13/4	24	17	7	0.0	1	0	11	1
2015	JAX	16/15	60	49	11	2.0	1	1	23	4
<b>NFL totals:</b>	<b>5 yrs.</b>	<b>56/29</b>	<b>134</b>	<b>109</b>	<b>25</b>	<b>4.0</b>	<b>2</b>	<b>1</b>	<b>60</b>	<b>6</b>

### POSTSEASON CAREER STATISTICS

YEAR	TEAM	GP/GS	TKL	SOLO	ASST	SACKS	FF	FR	PD	INT
2013	G.B.	1/0	4	4	0	0.0	0	0	2	0
2014	G.B.	2/0	0	0	0	0.0	0	0	0	0
<b>NFL totals:</b>	<b>5 yrs.</b>	<b>3/0</b>	<b>4</b>	<b>4</b>	<b>0</b>	<b>0.0</b>	<b>0</b>	<b>0</b>	<b>2</b>	<b>0</b>

# ALLEN HURNS

88

## ALLEN HURNS

WIDE RECEIVER

6-3 205 LBS.


MIAMI (FLA.)

BORN NOVEMBER 12, 1991

MIAMI, FLORIDA

ACQ: ROOKIE FREE AGENT 2014

EXP: 2ND YEAR



**GAMES PLAYED/STARTED:** 2014 (16/8), 2015 (15/15)

**NFL TOTALS:** 31 games, 23 starts

**POSTSEASON TOTALS:** 0 games, 0 starts

**TRANSACTIONS:** Originally signed with Jacksonville as an undrafted rookie on 5/12/14 ...

**PRO:** Second-year WR has 115 receptions for 1,708 yards (14.9 avg.) and 16 TDs ... Ranks second in franchise history in most yards per reception (14.9) ... Hurns' 1,707 career receiving yards and 16 career receiving TDs are each the most by an undrafted player in his first two NFL seasons (since 1970 merger) ...

**2015:** Finished his second NFL season setting career highs in receptions (64), receiving yards (1,030) and receiving TDs (10) ... His 1,030 receiving yards in 2015 rank 13th in Jaguars single-season history ... Youngest undrafted player since the 1970 NFL merger to record 1,000-plus receiving yards and 10-plus receiving TDs in a single season ... Since 2005, one of only five undrafted NFL players to have recorded 1,000-plus receiving yards and 10-plus receiving TDs in a single season ... Has caught a pass in 31 consecutive games played, the longest streak by a Jaguars player since TE Marcedes Lewis from 9/12/10 - 9/9/12 and the longest streak for a Jaguars WR since Jimmy Smith (76 games) from 9/9/01 - 1/1/06 ... Joins WR Allen Robinson (1,292) as the first Jaguars duo to each record 1,000-plus receiving yards in the same season since Keenan McCardell (1,110) and Jimmy Smith (1,373) in 2001 ... The first undrafted player age 24 or younger to post 1,000 receiving yards in a single season since DEN's Steve Watson (1,244) in 1981 ... Hurns joins Jimmy Smith and Keenan McCardell as the only players in franchise history to register three or more games with 100-plus receiving yards and a TD in a single season ... **9/13 vs. CAR:** Had five receptions for a team-high 60 yards (12.0 avg.) ... **9/20 vs. MIA:** Made four receptions for 68 yards (17.0 avg.) ... **9/27 at N.E.:** Had two receptions for 70 yards (35.0 avg.), including a 59-yard TD ... **10/4 at IND:** Recorded a career-high 11 receptions for his third career 100-yard game (116 yds.) and one TD ... **10/11 at T.B.:** Caught five passes for 116 yards (23.2 avg.) and one TD ... Became the third player in franchise history to register back-to-back games with at least 100 receiving yards and a TD ... Joins Jimmy Smith as the only players in franchise history to register back-to-back games with at least 100 receiving yards and a TD in two consecutive road games ... **10/18 vs. HOU:** Had two catches for 30 yards (15.0 rec. avg.) and one TD ... Became the fourth Jaguars player in team history to record a TD in four consecutive games ... **10/25 vs. BUF:** Had two catches for 53 yards (26.5 rec. avg.), including the game-winning 31-yard TD reception with 2:16 remaining ... **11/8 at NYJ:** Had five receptions for 122 yards (24.4 rec. avg.) and one TD ... Along with teammate Allen Robinson (121 yards), marked the first time in Jaguars history that two players posted 120-plus receiving yards in a single game ... **11/15 at BAL:** Had five receptions for a team-high 62 yards (12.4 rec. avg.) and one TD ... **11/19 vs. TEN:** Had three catches for 19 yards (6.3 rec. avg.) ... **11/29 vs. S.D.:** Had four receptions for 42 yards (10.5 rec. avg.), with a long of 29 ... Exited the game in the fourth quarter to be evaluated for a concussion ... **12/6 at TEN:** Inactive ... **12/13 vs. IND:** Had three receptions for a team-high 105 yards and a career-long 80-yard TD reception in the third quarter, the third-longest reception in franchise history ... **12/20 vs. ATL:** Recorded two receptions for 44 yards (22.0 rec. avg.) ... **12/27 at N.O.:** Surpassed 1,000 yards for the first time in his NFL career after registering eight receptions for 107 yards and a career-high-tying two TDs ... **1/3 at HOU:** Recorded three receptions for 17 yards (5.7 rec. avg.) ...

**2014:** Started eight of 16 games as a rookie and produced a team-high six TDs, the most in franchise history by a rookie ... Registered 51 receptions for 677 yards, the second-most catches and yards by a Jaguars rookie ... Ranked fourth in NFL history among undrafted rookies in receptions, fifth in receiving yards and fourth in receiving TDs ... Ranked second on the club with 51 catches for 677 yards and a team-high six TDs which set a Jaguars rookie record ... His 51 receptions were the fourth-most by an undrafted rookie in NFL history while his receiving TDs were fourth-most ... Joined Allen Robinson (48-548) to become the first rookie duo in NFL history to register 48 or more receptions in a season ... Scored a TD on his first two career NFL receptions ... **9/7 at PHI:** Started at WR in NFL debut and registered four catches for 110 yards and two TDs. Became first player in NFL history to record two receiving TDs in the first quarter in his NFL debut, hooking up with Chad Henne from 34 and 21 yards. Joined former Detroit WR Charles Rogers (Sept. 17, 2003 vs. Arizona) as only players in NFL history to score a TD on each of their first two receptions. His 110 receiving yards were the most in franchise history by a WR in his first NFL game and fourth-most by a rookie in a game. His 27.5-yard average per catch ranks fifth-highest in team history. Finished the first quarter with three catches for 101 yards. First undrafted rookie in team history to start in season-opener ... **9/21 vs. IND:** Saw action at WR and had a 63-yard TD reception from Blake Bortles in the fourth quarter, his third TD in three

games ... **9/28 at SD:** Finished with five catches for 68 yards (13.6 avg.) including a 44-yard reception in the second quarter that set up a Jaguars TD. Marked his fourth reception of 30-plus yards ... **10/26 vs. MIA:** Had three receptions for 49 yards with two catches of 20 yards ... **11/2 at CIN:** Recorded a career-high seven catches for 112 yards and matched his career-high with two TDs. Had TD receptions of 40 and 18 yards. Tied for the most receiving TDs by a Jaguars rookie with five through nine games ... **11/9 vs. DAL:** Suffered a concussion in the third quarter and left the game after a nine-yard reception ... **11/23 at IND:** Started at WR and had a 13-yard reception ... **12/7 vs. HOU:** Totaled 36 yards on five receptions including a four-yard TD pass from Blake Bortles in the first quarter. Has the most touchdown receptions in team history by a rookie wide receiver ... **12/14 at BAL:** Tied for the team-lead with six catches for 70 yards.

**COLLEGE:** Concluded career ranked seventh in school history with 121 receptions and 1,891 yards ... Posted six 100-yard receiving games ... Played in all 13 games as a senior, making 11 starts ... Named the 2013 Jack Harding Team Most Valuable Player, given annually to the school's top performer ... Second-team All-ACC selection according to the ACSMA, the league's coaches and Athlon Sports ... Led the team with 62 receptions and 1,162 receiving yards ... Finished second on the team with six TD receptions ... Set single-season school record for receiving yards (1,162), breaking mark previously held by Leonard Hankerson ... Set career-high in receptions (nine) and yards (173) in a 41-31 victory at Pittsburgh ... Became fourth Hurricane with 1,000-yard receiving season, joining Eddie Brown (1984), Andre Johnson (2002) and Leonard Hankerson (2010) ... As a junior in 2012, started eight of 11 games and finished fourth on the team with 28 receptions for 314 yards and four TDs ... As a sophomore in 2011, started seven of 12 games and finished third on the team with 31 catches and 415 receiving yards ... Finished the season with four TDs ... As a true freshman in 2010, played in nine games, playing mostly on special teams.

**PERSONAL:** Attended Carol City (Miami, Fla.) High School where was ranked as a three-star recruit by Rivals.com ... As a senior, caught six passes for 110 yards before getting injured for the year ... Full name is Allen Bernard Hurns ... Twitter handle is @A1Hurns.



### 2015 GAME-BY-GAME STATISTICS

DATE	GAME	RECs	YDS	AVG.	LG	TD
09/13	vs. Carolina	5	60	12.0	24	0
09/20	vs. Miami	4	68	17.0	24	0
09/27	at New England	2	70	35.0	59t	1
10/04	at Indianapolis	11	116	10.5	26	1
10/11	at Tampa Bay	5	116	23.2	59	1
10/18	vs. Houston	2	30	15.0	19	1
10/25	vs. Buffalo	2	53	26.5	31t	1
11/01	BYE WEEK					
11/08	at N.Y. Jets	5	122	24.4	30t	1
11/15	at Baltimore	5	62	12.4	21	1
11/19	vs. Tennessee	3	19	6.3	7	0
11/29	vs. San Diego	4	42	10.5	29	0
12/06	at Tennessee					
12/13	vs. Indianapolis	3	105	35.0	80t	1
12/20	vs. Atlanta	2	44	22.0	22	0
12/27	at New Orleans	8	107	13.4	24	2
01/03	at Houston	3	17	5.7	6	0
<b>2015 totals:</b>		<b>64</b>	<b>1,031</b>	<b>16.1</b>	<b>80t</b>	<b>10</b>



### REGULAR SEASON CAREER STATISTICS

YEAR	TEAM	GP/GS	RECs	YDS	AVG.	LG	TD
2014	JAX	16/8	51	677	13.3	63t	6
2015	JAX	15/15	64	1,031	16.1	80t	10
<b>NFL totals: 2 yrs.</b>		<b>31/23</b>	<b>115</b>	<b>1,708</b>	<b>14.9</b>	<b>80t</b>	<b>16</b>

# NIC JACOBS



**85**

## NIC JACOBS



**TIGHT END**

6-5 295 LBS.

MCNEESE STATE

BORN OCTOBER 13, 1991

MANY, LOUISIANA

ACQ: PRACTICE SQUAD (NEW ORLEANS) 2014

EXP: 2ND YEAR

**GAMES PLAYED/STARTED:** 2014 (13/4), 2015 (11/2)

**NFL TOTALS:** 24 games, 6 starts

**JAGUARS TOTALS:** 24 games, 6 starts

**POSTSEASON TOTALS:** 0 games, 0 starts

**TRANSACTIONS:** Originally signed by New Orleans as an undrafted rookie free agent on 5/12/14 ... Waived on 8/30/14 ... Signed by New Orleans to the practice squad on 9/1/14 ... Signed by Jacksonville to the 53-man roster off of New Orleans' practice squad on 9/23/14.

**PRO:** Second-year TE has played in 24 games with six starts ... Originally signed by New Orleans as a rookie free agent and was signed to Jaguars 53-man roster off Saints practice squad ...

**2015:** Played in 11 games with two starts and totaled one reception for six yards ... **9/13 vs. CAR:** Started at tight end in season opener ... **9/20 vs. MIA:** Started at tight end and was active on special teams ... **9/27 at N.E.:** Saw action at tight end and on special teams ... **10/4 at IND:** Saw action at TE and on special teams ... **10/11 at T.B.:** Saw action at TE and on special teams ... **10/18 vs. HOU:** Saw action at TE and on special teams ... **10/25 vs. BUF:** Saw action at TE and on special teams, recording one special teams tackle ... **11/8 at NYJ:** Saw action at TE, recording one reception for six yards, and on special teams ... **11/15 at BAL:** Saw action at TE and on special teams ... **11/19 vs. TEN:** Inactive ... **11/29 vs. S.D.:** Saw action at TE and on special teams ... **12/6 at TEN:** Saw action at TE and on special teams ... **12/13 vs. IND:** Inactive ... **12/20 vs. ATL:** Inactive ... **12/27 at N.O.:** Inactive ... **1/3 at HOU:** Inactive ...

**2014:** Played in 13 games with four starts after he was signed to Jaguars 53-man roster on Sept. 23 ... Finished with two receptions for 16 yards and one TD ... **9/28 at SD:** Made NFL debut and caught a two-yard TD pass from Blake Bortles in the second quarter ... **10/5 vs. PIT:** Made first career start at TE ... **11/2 at CIN:** Started at TE ... **11/9 vs. DAL:** Started at TE and had a career-long 14-yard reception ... **11/23 at IND:** Started at TE ...

**COLLEGE:** Three-year letterman ... Transferred from LSU and played the 2013 season at McNeese State where he totaled 32 receptions for 453 yards and four TDs ... As a redshirt sophomore in 2012, played in nine games for LSU with one start (at Florida) and caught five passes for 58 yards (11.6 rec. avg.) ... Played in 10 games as a redshirt freshman in 2011, seeing action as a reserve TE and on special teams ... Redshirted during the 2010 season ... Majored in sports administration ...

**PERSONAL:** Attended Many (La.) High School where he earned the reputation as the area's best run-blocking TE ... Also saw action on defense at DE ... Named to Baton Rouge Advocate Super Dozen team ... As a senior, caught 13 passes for 206 yards and made 27 tackles, including 3.0 sacks, on defense ... Born in Natchitoches, La. ... Has three siblings, Syble, William and Kimberly ... Full name is Nicholas Cozat Marquis Jacobs.

### 2015 GAME-BY-GAME STATISTICS

DATE	GAME	RECs	YDS	AVG.	LG	TD
09/13	vs. Carolina	0	0	0.0	0	0
09/20	vs. Miami	0	0	0.0	0	0
09/27	at New England	0	0	0.0	0	0
10/04	at Indianapolis	0	0	0.0	0	0
10/11	at Tampa Bay	0	0	0.0	0	0
10/18	vs. Houston	0	0	0.0	0	0
10/25	vs. Buffalo	0	0	0.0	0	0
11/01	BYE WEEK					
11/08	at N.Y. Jets	1	6	6.0	6	0
11/15	at Baltimore	0	0	0.0	0	0
11/19	vs. Tennessee			ina		
11/29	vs. San Diego	0	0	0.0	0	0
12/06	at Tennessee	0	0	0.0	0	0
12/13	vs. Indianapolis			ina		
12/20	vs. Atlanta			ina		
12/27	at New Orleans			ina		
01/03	at Houston			ina		
<b>2015 totals:</b>		<b>1</b>	<b>6</b>	<b>6.0</b>	<b>6</b>	<b>0</b>

### REGULAR SEASON CAREER STATISTICS

YEAR	TEAM	GP/GS	NO	YDS	AVG	LG	TD
2014	JAX	13/4	2	16	8.0	14	1
2015	JAX	11/2	1	6	6.0	6	0
<b>NFL totals: 2 yrs.</b>		<b>24/6</b>	<b>3</b>	<b>24</b>	<b>7.3</b>	<b>14</b>	<b>1</b>



# LUKE JOECKEL

76

## LUKE JOECKEL

OFFENSIVE TACKLE

6-6 315 LBS.

TEXAS A&M

BORN NOVEMBER 6, 1991

ARLINGTON, TEXAS

ACQ: 1ST ROUND OF 2013 DRAFT (2ND)

EXP: 3RD YEAR



**GAMES PLAYED/STARTED:** 2013 (5/5), 2014 (16/16), 2015 (14/14)

**NFL TOTALS:** 35 games, 35 starts

**POSTSEASON TOTALS:** 0 games, 0 starts

**TRANSACTIONS:** Originally drafted by Jacksonville in the first round (2nd overall) of the 2013 draft.

**PRO:** Former second overall pick in 2013 ... Has made 35 career starts (4 at RT, 31 LT) ... Had his rookie season cut short by injury after fracturing his right ankle on Oct. 6 at St. Louis but returned to start all 16 games in 2014 ... Marked only the third OL taken in the first round in franchise history, joining Tony Boselli (2nd overall, 1995) and Eugene Monroe (8th overall, 2009) ... Joined Boselli and Kevin Hardy (1996) as the highest selections in team history ...

**2015:** Started and played in 14 games during his third NFL season ... **9/13 vs. CAR:** Started at LT before exiting the game with an ankle injury in the third quarter ... **9/20 vs. MIA:** Inactive ... **9/27 at N.E.:** Inactive ... **10/4 at IND:** Returned from injury and started at LT, helping RB T.J. Yeldon rush for 100+ yards ... **10/11 at T.B.:** Started at LT ... **10/18 vs. HOU:** Started at LT ... **10/25 vs. BUF:** Started at LT, helping RB T.J. Yeldon rush for a season-high 115 yards ... **11/8 at NYJ:** Started at LT ... **11/15 at BAL:** Started at LT ... **11/19 vs. TEN:** Started at LT ... **11/29 vs. S.D.:** Started at LT ... **12/6 at TEN:** Started at LT ... **12/13 vs. IND:** Started at LT, helping the Jaguars rush for a season-high 154 yards ... **12/20 vs. ATL:** Started at LT ... **12/27 at N.O.:** Started at LT ... **1/3 at HOU:** Started at LT ...

**2014:** Returned from injury to start all 16 games at LT ... Part of Jaguars rushing attack that ranked sixth in the NFL in average per rush (4.54) ... **10/19 vs. CLE:** Started at LT and helped pave the way for a season-high 185 rushing yards ... **10/26 vs. MIA:** Started at LT and left game in the second quarter with a concussion ... **12/18 vs. TEN:** Started at LT and helped team rush for 177 yards on 25 carries (7.1 avg.) and two TDs ...

**2013:** Started five games, four at RT and one at LT ... Made NFL debut on **9/8 vs. KC**, starting at RT ... Started the next three games at RT and did not miss a snap ... Made first career start at LT on **10/6 at STL** and suffered a right ankle fracture in the second quarter. Was placed on injured reserve on Oct. 9.

**COLLEGE:** Three-year letterman ... Left school following his junior season ... Started all 39 games of his college career at LT, including 13 as a true freshman ... Posted a 27-12 overall record ... Career totals include 327 key blocks/knockdowns and 42 TD-resulting blocks ... Recognized as the nation's best offensive lineman in college football as the 67th recipient of the Outland Trophy in 2012 ... Became the first Texas A&M player to win the Outland Trophy ... Blocked for 2012 Heisman Trophy winner Johnny Manziel ... Started all 13 games as a junior at LT and recorded 129 knockdowns and 20 TD-resulting blocks ... Helped the Aggies lead the SEC in total offense, scoring, rushing and passing ... Unanimous first-team All-American selection by The NFL Draft Report, Walter Camp, American Football Coaches Association, CBS Sports, Pro Football Weekly, ESPN.com, Sports Illustrated, Max Emfinger, Yahoo Sports and the Football Writers Association ... Awarded first-team All-SEC honors and was the recipient of the league's Jacobs Blocking Trophy, given annually to the conference's top blocker ... Started all 13 games at LT as a sophomore and recorded 109 knockdowns and 13 TD-resulting blocks ... Earned All-Big 12 honors from the Associated Press and The NFL Draft Report ... Started all 13 games at LT as a true freshman ... Delivered 89 knockdowns and nine TD-resulting blocks ... Named honorable mention All-Big 12 ... Enrolled at Texas A&M after graduating early from Arlington High in January 2010 with a 3.5 grade point average ... Majored in business.

**PERSONAL:** Attended Arlington High in Arlington, Texas ... Earned consensus All-America honors as a senior, while protecting his twin brother, Matt, who played QB ... Helped lead an offense that averaged just under 475 yards per game ... Selected as a second-team All-State OT as a junior after posting 161 knockdowns ... Named to the Super Team first-team by the Fort Worth Star-Telegram and the All-Dallas Area first-team by The Dallas Morning News in 2009 ... Received first-team All-District honors as well as being named a Super Prep Southwest Team member ... Graduated early in January of 2010 after attaining a 3.5 grade point average ... Twin brother, Matt, played QB at Texas A&M ... Older brother, David, played on the offensive line at DePauw ... Father, Dave, was a four-year letterman and three-year starter as an offensive lineman at Texas Tech and now serves as a trial lawyer in Fort Worth ... Grandfather, Reece Washington, played tight end for Texas Tech.



# MARQISE LEE


11

## MARQISE LEE

WIDE RECEIVER  
6-0 200 LBS.

SOUTHERN CALIFORNIA  
BORN NOVEMBER 25, 1991  
INGLEWOOD, CALIFORNIA

ACQ: 2ND ROUND OF 2014 DRAFT (39TH)  
EXP: 2ND YEAR



**GAMES PLAYED/STARTED:** 2014 (13/8), 2015 (10/1)

**NFL TOTALS:** 23 games, 9 starts

**POSTSEASON TOTALS:** 0 games, 0 starts

**TRANSACTIONS:** Originally drafted by Jacksonville in the second round (39th overall) of the 2014 draft.

**PRO:** Second-year WR has 52 receptions for 613 yards (11.8 rec. avg.) and 2 TDs ... Was first of two receivers selected by the Jaguars in the second round of 2014 draft ... Became 24th WR selected by the Jaguars in franchise history, the fifth-highest in team history ... Marked the seventh USC player drafted by the Jaguars in team history, the second-most among any colleges (Florida, 8) ...

**2015:** Played in 10 games during his second season with one start, totaling 15 receptions for 191 yards (12.7 rec. avg.) for one TD and five rushes for 38 yards (7.6 rush avg.) ... **9/13 vs. CAR:** Inactive ... **9/20 vs. MIA:** Had two receptions for 27 yards (13.5 avg.) in season debut ... Also rushed once for 12 yards ... **9/27 at N.E.:** Had one reception for 13 yards ... **10/4 at IND:** Inactive ... **10/11 at T.B.:** Inactive ... **10/18 vs. HOU:** Inactive ... **10/25 vs. BUF:** Inactive ... **11/8 at NYJ:** Inactive ... **11/15 at BAL:** Had one reception for eight yards and one rush for three yards ... **11/19 vs. TEN:** Saw action at WR ... **11/29 vs. S.D.:** Had one catch for three yards and one rush for 10 yards ... **12/6 at TEN:** Had one reception for 17 yards in his first start of the season at WR ... Also recorded one rush for four yards ... **12/13 vs. IND:** Had one reception for 21 yards ... **12/20 vs. ATL:** Had two receptions for 46 yards (23.0 avg.), including a season-long 30-yard reception in the fourth quarter ... **12/27 at N.O.:** Recorded three receptions for 26 yards (8.7 rec. avg.) and one TD ... Rushed once for nine yards (9.0 rush avg.) ... **1/3 at HOU:** Recorded three receptions for 30 yards (10.0 avg.) ...

**2014:** Appeared in 13 games as a rookie with eight starts and registered 37 receptions for 422 yards and one TD ... Missed three consecutive games with a hamstring injury ... **9/7 at PHI:** Started at WR in NFL debut and tied for the team lead with six catches for 62 yards with a long of 18. Joined Allen Hurns as first two rookie WRs to start in season-opener in franchise history ... **9/14 at WAS:** Started at WR and had two receptions for 11 yards ... Missed next three games with a hamstring injury ... **10/12 at TEN:** Returned to action after missing three games and finished with two receptions for 26 yards with a long of 16 yards ... **10/19 vs. CLE:** Had two rushes for five yards ... **11/23 at IND:** Led the team with 52 yards on three receptions (17.3 avg.) with a career-long 37-yard catch in the fourth quarter ... **11/30 vs. NYG:** Started at WR and led team with six catches for 75 yards. Scored on a 30-yard TD pass from Blake Bortles in the third quarter, his first career score ... **12/7 vs. HOU:** Started at WR and posted five receptions for 67 yards with a long of 31 yards, his third straight game with a 30-plus yard reception ... **12/18 vs. TEN:** Started at WR and led team with four catches for 65 yards including a 34-yard grab in the third quarter. Marked fourth straight game with four or more receptions.

**COLLEGE:** Three-year starter who declared for the NFL Draft following his junior season ... Career totals included 248 receptions for 3,655 yards (14.7 avg.) with 29 TDs ... Owns 24 school records and set five Pac-12 Conference marks ... Won the Biletnikoff Award as a sophomore as the nation's top receiver ... Ranked first in school history in receiving yards, second in receptions and fourth in receiving TDs ... Finished career with 101.53 average receiving yards per game ... Added 50 career kickoff returns for 26.1 avg. with two TDs and eight punt returns for 46 yards ... Was a long jumper and sprinter on USC's track team ... Started all 11 games as a junior and totaled 57 catches for 791 yards (13.9 avg.) with four TDs ... Added 164 yards on 10 kickoff returns, 46 yards on eight punt returns and seven yards on six carries ... Totaled 1,008 all-purpose yards ... Had three 100-yard receiving games and 32 first-down catches ... Became the school's first Biletnikoff Award winner as a sophomore as well as unanimous All-American and All-Pac 12 Conference first-team choice ... Named Pac 12 Offensive Player of the Year ... Started all 13 games and posted a single-season school and conference-record 118 receptions for 1,721 yards (14.6 avg.) with 14 TDs ... Registered eight 100-yard receiving games including a three-game stretch with 663 yards, the most yards in a three-game stretch in school history ... Had a school-record seven games with double-digit receptions ... Recipient of the Warfield Award and was a finalist for the Hornung Award and Walter Camp Award ... Finished fourth in the Heisman Trophy voting ... Won USC's MVP, Offensive Perimeter Player of the Year and John McKay Award ... Finished with 2,683 all-purpose yards (1,721 receiving, 106 rushing yards, 856 kickoff returns), the 15th-most in the nation ... Ranked second nationally in receptions per game (9.1, first in Pac-12) and receiving yards (132.4), third in all-purpose yards (206.4, first in Pac-12) and eighth in kickoff return average (28.5, first in Pac-12) ... Set the Pac-12 record with 345 receiving yards (5th most in NCAA history) on 16 catches (3rd-most in Pac-12 history) against Arizona with two

TDs (49 and 44 yards) including 12 catches for 255 yards in the first half and 469 all-purpose yards (2nd most in NCAA history) as he had 123 yards on three kickoff returns (including 72-yarder). Six of his catches went for 28-plus yards (57, 50, 49, 44, 32 and 28 yards) ... Posted 408 all-purpose yards vs. Oregon including a Pac-12 record 251 yards on a school-record eight kickoff returns and 157 yards with two scores on 12 receptions ... Started eight of 12 games as a freshman and ranked second on the team with 73 catches for 1,143 yards (15.7 avg.) and 11 TDs ... Gained 33 yards on five carries and 285 yards on 10 kickoff returns for 1,461 all-purpose yards ... His 73 receptions were second-most in school history by a freshman (Mike Williams, 81, 2002) ... Earned Freshman All-American honors by the Football Writers Association and the Sporting News ... Majored in sociology.

**PERSONAL:** Single ... Attended Serra High School in Gardena, Calif. ... Lettered in football, basketball and track ... Earned Parade All-American as a senior as well as Super Prep All-American, Under Armour All-American, ESPNU 150, Rivals 100 and Prep Star Dream Team ... Finished with 57 receptions for 1,409 yards (24.7 avg.) with 24 TDs in final season along with 45 tackles and three INTs ... Led team to 14-1 mark and a berth in the California state Division II championship game ... Posted 89 tackles, six INTs, two fumble recoveries and a forced fumble as a junior while leading team to 15-0 mark and the California state Division III championship ... Was a sprinter and jumper on the track team, boasting a national prep No. 3 best 24-8 long jump, plus career bests of 44-7 in the triple jump, 6-4 in the high jump, 10.74 in the 100 meters and 22.11 in the 200 meters ... Named the 2010-11 Cal-Hi Sports Boys State Athlete of the Year and Cal-Hi Sports Boys Division IV Athlete of the Year ... Born in Inglewood, Calif. ... Full name: Marqise Lee.

### 2015 GAME-BY-GAME STATISTICS

DATE	GAME	RECS	YDS	AVG.	LG	TD
09/13	vs. Carolina			ina		
09/20	vs. Miami	2	27	13.5	18	0
09/27	at New England	1	13	13.0	13	0
10/04	at Indianapolis			ina		
10/11	at Tampa Bay			ina		
10/18	vs. Houston			ina		
10/25	vs. Buffalo			ina		
11/01	BYE WEEK					
11/08	at N.Y. Jets			ina		
11/15	at Baltimore	1	8	8.0	8	0
11/19	vs. Tennessee	0	0	0.0	0	0
11/29	vs. San Diego	1	3	3.0	3	0
12/06	at Tennessee	1	17	17.0	17	0
12/13	vs. Indianapolis	1	21	21.0	21	0
12/20	vs. Atlanta	2	46	23.0	30	0
12/27	at New Orleans	3	26	8.7	18	1
01/03	at Houston	3	30	10.0	14	0
<b>2015 totals:</b>		<b>15</b>	<b>191</b>	<b>12.7</b>	<b>30</b>	<b>1</b>

**Additional statistics:** Five rushes for 38 yards (7.6 avg.) in 2015; three rushes for nine yards (3.0 avg.) in 2014.

### REGULAR SEASON CAREER STATISTICS

YEAR	TEAM	GP/GS	NO	YDS	AVG	LG	TD
2014	JAX	13/8	37	422	11.4	37	1
2015	JAX	10/1	15	191	12.7	30	1
<b>NFL totals:</b>	<b>2 yrs.</b>	<b>23/9</b>	<b>52</b>	<b>613</b>	<b>11.8</b>	<b>37</b>	<b>2</b>

# MARCEDES LEWIS

## 89 MARCEDES LEWIS




TIGHT END  
6-6 275 LBS.

UCLA  
BORN MAY 19, 1984

LONG BEACH, CALIFORNIA  
ACQ: 1ST ROUND OF 2006 DRAFT (28TH)

EXP: 10TH YEAR



**GAMES PLAYED/STARTED:** 2006 (15/3), 2007 (16/16, 2/2), 2008 (16/15), 2009 (15/15), 2010 (16/16), 2011 (15/15), 2012 (16/15), 2013 (11/11), 2014 (8/8), 2015 (16/16)

**NFL TOTALS:** 144 games, 130 starts

**POSTSEASON TOTALS:** 2 games, 2 starts

**TRANSACTIONS:** Originally drafted by Jacksonville in the first round (28th overall) of the 2006 draft.

**PRO:** 10th-year pro has started 130 of 144 games ... Career totals include 331 receptions for 4,015 yards (12.1 rec. avg.) with 27 TDs ... Became Jaguars first Pro Bowl tight end after he earned honors in 2010 ... One of three Jaguars to record 4,000+ career receiving yards, joining Jimmy Smith (12,287) and Kennan McCardell (6,393) Former 2006 first-round pick ranks third in Jaguars history in career receiving yards, fourth in receptions, third in receiving TDs ... Also ranks third in receptions of 25-plus yards (34) ... His 27 career TDs rank sixth in team history ... Owns team record for receptions, career TDs, receiving yards and receptions of 25-plus yards by a TE ... Tied franchise record for single-season TD receptions (10) in 2010 ... Has three career multi-TD games ... Led all NFL TEs in average per catch in 2009 and again in 2010 ... Highest drafted TE in Jaguars history ... Winner of 2005 Mackey Award, given to nation's top collegiate TE ... Second TE taken in 2006 draft behind Maryland's Vernon Davis (6th overall) ... Was teammate of former Jaguars RB Maurice Jones-Drew at UCLA ... Former basketball player who was heavily recruited to college ...

**2015:** Started and played in all 16 games in his 10th season and totaled 16 receptions for 226 yards (14.1 rec. avg.) ... **9/13 vs. CAR:** Started at tight end to kickoff his 10th season with the Jaguars ... **9/20 vs. MIA:** Started in his 130th career contest ... **9/27 at N.E.:** Started at TE in the team's road opener ... **10/4 at IND:** Had five receptions for 40 yards (8.0 rec. avg.) ... **10/11 at T.B.:** Started at TE and was targeted four times ... **10/18 vs. HOU:** Started at TE, recording one reception for eight yards ... **10/25 vs. BUF:** Started at TE, making two receptions for 13 yards (6.5 avg.) ... **11/8 at NYJ:** Started at TE and made one reception for 27 yards ... **11/15 at BAL:** Had one reception for nine yards (9.0 rec. avg.) ... **11/19 vs. TEN:** Started at TE ... **11/29 vs. S.D.:** Made one reception for 24 yards (24.0 rec. avg.) ... **12/6 at TEN:** Started at TE, playing in his 140th career game and tallied one reception for seven yards (7.0 rec. avg.) ... **12/13 vs. IND:** Started at TE and made one reception for 14 yards ... **12/20 vs. ATL:** Recorded one reception for 26 yards ... **12/27 at N.O.:** Had one reception for 13 yards (13.0 rec. avg.) ... **1/3 at HOU:** Had one reception for a season-long 45 yards ...

**2014:** Played and started in eight games ... Suffered a high ankle sprain in Week 2 and was placed on injured reserve/designated to return on Sept. 16 ... Finished with 18 catches for 206 yards and two TDs ... **9/7 at PHI:** Started at TE in season-opener and tied for the team-lead with six receptions for 35 yards ... **9/14 at WAS:** Registered a career-long 63-yard TD reception from Chad Henne in the second quarter. Finished with two catches for 71 yards. Left the game in the third quarter with a high ankle sprain ... Was placed on injured reserve/designated to return on Sept. 16 ... **11/23 at IND:** Returned to action and started at TE, finishing with one reception for minus-five yards ... **12/7 vs. HOU:** Hauled in a 35-yard reception in the fourth quarter and led team with 69 yards on three receptions ... **12/14 at BAL:** Had 22 yards on two receptions with a long of 17 yards ... **12/18 vs. TEN:** Made a four-yard TD reception in the second quarter ...

**2013:** Played in 11 games with 11 starts and produced 25 catches for 359 yards and four TDs ... Missed five of the first six games with a calf injury suffered in the preseason ... Had a TD reception in four straight games which tied a franchise record ... Was inactive for first three games and made season debut on **9/29 vs. IND** but strained his calf on the third play from scrimmage and did not return ... Was inactive (calf) on **10/6 at STL** and **10/13 at DEN** ... Returned to the lineup on **10/20 vs. SD** and had a 31-yard reception ... **11/17 vs. ARI:** Started his 100th career game at TE. Totaled 23 yards on three catches ... **12/1 at CLE:** Finished with three catches for 26 yards including an 8-yard TD reception from Maurice Jones-Drew in the second quarter ... **12/5 vs. HOU:** Scored on a one-yard pass from Chad Henne on the opening drive of the game. Added a season-long 41-yard reception in the first quarter ... **12/15 vs. BUF:** Led team with 54 yards on four catches with one TD. Hooked up with Chad Henne for a 13-yard TD in the fourth quarter, his third straight game with a TD reception. Moved into fourth place in franchise history with 290 career receptions, surpassing Fred Taylor (286) ... **12/22 vs. TEN:** Tied a franchise-record with a receiving TD in four straight games, hooking up with Chad Henne for a four-yard score in the first quarter. Finished with four catches for 50 yards with a long of 30 yards ... **12/29 at IND:** Finished season with 70 yards on three catches including a 36-yard reception in the fourth quarter. Snapped a streak of a TD reception in four straight games ...

**2012:** Played in all 16 games for the fourth time in his career ... Ranked third on the club with 52 receptions for 540 yards and four TDs, the second-highest receiving totals of his career ... **9/9 at MIN:** Opened season with five receptions for 52 yards and a TD. Scored on a one-yard pass from Blaine Gabbert in the second quarter, his first TD catch since the final game of the 2010 season (**1/2/11 at HOU**) ... **9/30 vs. CIN:** Had three catches for 32 yards and scored on a two-yard pass from Gabbert in the second quarter ... **10/28 at GB:** Played in his 100th career game and recorded two receptions for 21 yards ... **11/18 at HOU:** Had a 13-yard TD pass from Chad Henne in the first quarter and a one-yard TD grab in the third quarter. Finished with 40 yards on three receptions. Marked his third career game with multiple TD receptions ... Had a season-high 68 yards on four receptions on **12/2 at BUF** ... Concluded season with a career-high 103 yards on seven receptions on **12/30 at TEN**. Joined Kyle Brady and Pete Mitchell as only TEs in franchise history to eclipse 100 receiving yards and it marked the fourth time overall ...

**2011:** Started 15 games at TE ... Team captain ... Led team with 460 receiving yards on 39 receptions (11.8 avg.) ... One of five tight ends (Jason Witten, Dallas; Owen Daniels, Houston; Jimmy Graham, New Orleans; Dustin Keller, New York Jets) to lead team in receiving yards ... Ranked second on club with 85 passes thrown his way ... **9/11 vs. TEN:** Had two receptions for 28 yards in season-opener and left game early with a calf injury ... Was inactive on **9/18 at NYJ** ... **10/30 at HOU:** Posted four receptions for 45 yards. Surpassed Fred Taylor (2,361) for fourth place in team history for career receiving yards ... **11/20 at CLE:** Established career-high with seven receptions for 64 yards. Became sixth player in team history with 200 career receptions and only second TE to accomplish the feat (Kyle Brady, 241) ... **12/11 vs. TB:** Registered a career-high 77 receiving yards on two receptions. Had a career-long 62-yard reception in the second quarter from Blaine Gabbert ...

**2010:** Earned first Pro Bowl honors after career-best 58 receptions for 700 yards and 10 TDs ... The 10 TDs tied a single-season franchise record ... Was voted backup for Pro Bowl but became starter after Antonio Gates withdrew ... Receptions and yards were second-best ever by a Jaguars TE ... Finished second on team and ninth among NFL TEs in receptions, and his 12.1-yard average and 10 TDs were tops among TEs ... Started all 16 games for second time in career and was only Jaguar to make multiple receptions in every game ... Ranked second on club with 88 passes thrown his way and 37 receptions resulting in first downs ... Named to Peter King's CNN-5.com NFL All-Pro Team ... Blocked for a rushing attack that ranked third in the NFL (149.7) ... **9/12 vs. DEN:** Scored on both catches, from 21 and 10 yards to lead win ... Had season-high 70 receiving yards **9/19 at SD** ... Caught 15-yard TD pass on **10/3 vs. IND** and followed with 2 TDs on **10/10 at BUF**, breaking team single-season record for TEs with fifth TD ... **10/31 at DAL:** Turned in third multiple-TD game of season including season-long 42-yarder. Nine-yard TD catch was 14th of career, breaking team TE record held by Kyle Brady (13) ... **11/21 vs. CLE:** Made five receptions for 66 yards and eighth TD of season ... Scored on **12/12 vs. OAK** and tied career-high with 6 receptions for 63 yards **12/19 at IND** ... Scored 10th TD in finale **1/2 at HOU** to tie team single season record for TD receptions held by Reggie Williams ...

**2009:** Started 15 games at TE and produced then career-high 518 yards on 32 receptions for two touchdowns ... Led team with 16.2 average per reception, the highest average per reception among NFL tight ends ... Sustained a head injury in week 16 and was inactive for the season-finale ... **9/20 vs. ARI:** Posted three receptions for 62 yards with a 25-yard TD reception ... **10/4 vs. TEN:** Had four receptions for then career-high 76 yards and became only third TE (Pete Mitchell, Kyle Brady) to surpass 100 career receptions. Recorded a 33-yard TD pass from David Garrard ... **11/15 at NYJ:** Registered 58 yards on two receptions including a 33-yard reception on the game-winning drive in the fourth quarter ... **12/6 vs. HOU:** Hooked up with Garrard for a career-long 47-yard reception in the first quarter ... **12/27 at NE:** Sustained head injury in the first quarter and did not return ...

**2008:** Played in all 16 games for the second consecutive season and made 15 starts ... Finished with 41 receptions for 489 yards and two TDs ... Became first Jaguars TE since Kyle Brady (43, 2002) to have 40-plus receptions in a season and had the most receiving yards by a tight end since 2000 (Brady, 729) ... Had four-plus receptions in five games and finished with a reception of 19-plus yards in eight of the last 12 games ... Selected to USA Today All-Joe Team, which goes to players and coaches who have overachieved and are often overlooked ... **10/5 vs. PIT:** Scored first TD of the season on a 24-yard pass from David Garrard ... **10/12 at DEN:** Registered second straight game with a TD with 30-yard reception for the game-winning score ... Made season-high six receptions for 55 yards on **12/18 vs. IND** ...

**2007:** Started a career-high 16 games and both playoff games ... Finished with 37 receptions for 391 yards and two TDs ... Only player to start all 16 games ... Helped pave the way for the Jaguars to rank second in the NFL with 2,391 rushing yards (149.4 avg.), the second-most in team history ... **9/23 at DEN:** Led team with three receptions for 44 yards ... **11/18 vs. SD:** Scored first TD of the season on pass from David Garrard ... **12/2 at IND:** Had five receptions including a two-yard TD pass ... **1/5 at PIT:** Started at TE in AFC Wild Card game and totaled two receptions for 16 yards in first career postseason game ... **1/12 at NE:** Led team with 74 receiving yards on four receptions in AFC Divisional game ...

**2006:** Played in 15 games with three starts ... Totaled 13 receptions for 126 yards and one TD ... Missed final three preseason games after suffering ankle injury in preseason opener **8/12 at MIA** and was inactive for season-opener **9/10 vs. DAL**

# MARCEDES LEWIS

... **10/1 at WAS:** Registered 31-yard yard catch ... **10/8 vs. NYJ:** Made first career start ... **11/26 at BUF:** Scored first career TD on one-yard pass from David Garrard.

**COLLEGE:** Winner of 2005 Mackey Award, given to nation's top TE ... Started 32 of 49 games in four seasons ... Set school record for TEs with career totals of 126 receptions for 1,571 yards and 21 TDs ... Unanimous All-America and All-Pac 10 selection as a senior, finishing with 59 receptions for 741 yards and 10 TDs ... Second among Division I-A TEs with 4.8 receptions per game as a senior ... Started 10 of 12 games as a junior and recorded team-high seven receiving TDs ... Started eight of 13 games as a sophomore and ranked second on team with 30 receptions for 377 yards and three TDs ... Appeared in all 12 games with two starts as a true freshman ... Majored in history.

**PERSONAL:** Resides in Long Beach, Calif. ... Attended Poly (Long Beach, Calif.) High ... Was heavily recruited in basketball after lettering for three years ... Played QB as a freshman before moving to TE for final three seasons ... Named Parade All-America, Super Prep Elite 50 and Super Prep All-America as senior ... Had 44 receptions for 710 yards and seven sacks at DE as a senior ... Honored with 2008 Morgan Stanley Smith Barney Community Leader of the Year Award for his work in the community ... Is a frequent visitor to the Jacksonville Humane Society where he was guest at Camp Kindness in 2009 and served as judge at the 2010 Fur Ball Gala ... Has an English Mastif, Crush ... Established the Mercedes Lewis Foundation in 2009 to support youth by awarding scholarships to those that wouldn't be able to participate in sports without financial assistance. The ultimate goal is to send a child from Long Beach to college on a full scholarship on an annual basis ... Served as guest speaker in 2009 and 2010 to graduating class at Long Beach Poly ... Hosted youth football camp the last four years at Long Beach State University. ... Participated both financially and in person at the 2009 Shop with a Jock event at Wal-Mart where more than 50 children from the Bridge of Northeast Florida and the Mali Vai Washington Kids Foundation were treated to a shopping spree ... Participated in basketball shooting contest in 2010 to raise money for First Coast High School ... Purchased gift cards for children of Daniel Memorial in December 2010 ... Says of his mother, Yvonne Withers, "the strongest person I know" as she gave birth to him at 15 years old ... Twitter handle is @MercedesLewis89 ... Full name: Mercedes Alexis Lewis.



## 2015 GAME-BY-GAME STATISTICS

DATE	GAME	RECS	YDS	AVG.	LG	TD
09/13	vs. Carolina	0	0	0.0	0	0
09/20	vs. Miami	0	0	0.0	0	0
09/27	at New England	0	0	0.0	0	0
10/04	at Indianapolis	5	40	8.0	13	0
10/11	at Tampa Bay	0	0	0.0	0	0
10/18	vs. Houston	1	8	8.0	8	0
10/25	vs. Buffalo	2	13	6.5	9	0
11/01	BYE WEEK					
11/08	at N.Y. Jets	1	27	27.0	27	0
11/15	at Baltimore	1	9	9.0	9	0
11/19	vs. Tennessee	0	0	0.0	0	0
11/29	vs. San Diego	1	24	24.0	24	0
12/06	at Tennessee	1	7	7.0	7	0
12/13	vs. Indianapolis	1	14	14.0	14	0
12/20	vs. Atlanta	1	26	26.0	26	0
12/27	at New Orleans	1	13	13.0	13	0
01/03	at Houston	1	45	45.0	45	0
<b>2015 totals:</b>		<b>16</b>	<b>226</b>	<b>14.1</b>	<b>45</b>	<b>0</b>



## REGULAR SEASON CAREER STATISTICS

YEAR	TEAM	GP/GS	NO	YDS	AVG	LG	TD
2006	JAX	15/3	13	126	9.7	31	1
2007	JAX	16/16	37	391	10.6	25	2
2008	JAX	16/15	41	489	11.9	30t	2
2009	JAX	15/15	32	518	16.2	47	2
2010	JAX	16/16	58	700	12.1	42t	10*
2011	JAX	15/15	39	460*	11.8	62	0
2012	JAX	16/15	52	540	10.4	26	4
2013	JAX	11/11	25	359	14.4	41	4
2014	JAX	8/8	18	206	11.4	63t	2
2015	JAX	16/16	16	226	14.1	45	0
<b>NFL totals: 10 yrs.</b>		<b>144/130</b>	<b>331</b>	<b>4,015</b>	<b>12.1</b>	<b>63t</b>	<b>27</b>

\* team leader




## POSTSEASON CAREER STATISTICS


YEAR	TEAM	GP/GS	NO	YDS	AVG	LG	TD
2007	JAX	2/2	6	90	15.0	34	0
<b>NFL totals: 10 yrs.</b>		<b>2/2</b>	<b>6</b>	<b>90</b>	<b>15.0</b>	<b>34</b>	<b>0</b>



# CRAIG LOSTON



## 20 CRAIG LOSTON



SAFETY

6-2 217 LBS.

LOUISIANA STATE

BORN DECEMBER 21, 1989

HOUSTON, TEXAS

ACQ: ROOKIE FREE AGENT 2014

EXP: 2ND YEAR

**GAMES PLAYED/STARTED:** 2014 (13/0), 2015 (6/0)

**NFL TOTALS:** 19 games, 0 starts

**POSTSEASON TOTALS:** 0 games, 0 starts

**TRANSACTIONS:** Originally signed by Jacksonville as an undrafted rookie on 5/12/14 ... Waived on 8/29/14 ... Signed by Jacksonville to practice squad on 9/1/14 ... Activated to 53-man roster on 9/13/14 ... Waived on 9/20/14 ... Signed by Jacksonville to practice squad on 9/22/14 ... Activated to 53-man roster on 9/29/14 ... Waived on 9/15/15 ... Signed by Jacksonville to the practice squad on 9/6/15 ... Released from practice squad on 10/14/15 ... Signed by Jacksonville to the practice squad on 10/20/15 ... Activated to 53-man roster on 11/18/15 ...

**PRO:** 2014 undrafted rookie has played in 19 games ... Spent time on 53-man roster and club's practice squad and finished with three special teams tackles in 2014 ...

**2015:** Spent the first nine weeks of the season on the team's practice squad before promotion to the active roster, where he saw time on special teams ... **11/19 vs. TEN:** Saw action on special teams ... **11/29 vs. S.D.:** Inactive ... **12/6 at TEN:** Saw action on special teams ... **12/13 vs. IND:** Saw action at SS and on special teams ... **12/20 vs. ATL:** Saw action on special teams ... **12/27 at N.O.:** Saw action on special teams ... **1/3 at HOU:** Saw action on special teams ...

**2014:** Earned roster spot as a rookie free agent ... Appeared in 13 games and totaled three special teams tackles ... Made NFL debut on **9/14 at WAS** and also saw action on **10/5 vs. PIT** and made a special teams tackle ... **11/2 at CIN:** Had a career-high two special teams tackles ...

**COLLEGE:** Two-year starter at S ... Played in 45 games with 24 starts during his career ... Career totals include 148 tackles (84 solo), 7.0 tackles for loss, one sack and seven INTs ... Two-time second-team All-Southeastern Conference selection ... Participated in the Senior Bowl in 2014 ... As a senior in 2013, was a second-team All-SEC performer after starting 10 games at S ... Missed three games due to injury ... Named to the 2013 All-Bowl team by ESPN ... As a junior in 2012, named a second-team All-SEC selection after starting 12 games and finishing fifth on the team with 55 tackles and second with three INTs ... Named SEC Co-Defensive Player of the Week after posting six tackles and a 100-yard INT return for a TD against Mississippi State ... The 100-yard INT return for a TD tied the NCAA, SEC and school record for longest INT return for a TD ... As a sophomore in 2011, saw action as a reserve S and played on special teams ... Played in 10 games and finished the season with 14 tackles ... As a redshirt freshman in 2010, played in all 13 games ... Season totals include 22 tackles, two passes defensed, one tackle for loss and one INT ... As a freshman in 2009, played in two games solely on special teams ... Suffered a wrist injury in the second game and missed the remainder of the season ... Granted a medical redshirt following the season ... Majored in general studies.

**PERSONAL:** Attended Eisenhower (Houston, Tex.) High School where he was a Parade All-America selection as a senior and named second-team All-USA by USA Today ... Rated the No. 1 safety in high school football in 2008 by Rivals.com, Scout.com and ESPN ... Participated in the Under Armour All-American Bowl in Orlando, Fla. ... Saw action at DB, WR and as a return specialist ... Played for head coach Ray Evans ... Son of Jackie Henderson-Robertson ... Has three siblings, Chameyon, Shemiah and Sheniqua ... Full name is Craig Anthony Loston Jr.

### 2015 GAME-BY-GAME STATISTICS

DATE	GAME	TKL	SOLO	ASST	SACKS	FF	FR	INT	PD
09/13	vs. Carolina				ps				
09/20	vs. Miami				ps				
09/27	at New England				ps				
10/04	at Indianapolis				ps				
10/11	at Tampa Bay				ps				
10/18	vs. Houston				ps				
10/25	vs. Buffalo				ps				
11/01	BYE WEEK								
11/08	at N.Y. Jets				ps				
11/15	at Baltimore				ps				
11/19	vs. Tennessee	0	0	0	0.0	0	0	0	0
11/29	vs. San Diego				INACTIVE				
12/06	at Tennessee	0	0	0	0.0	0	0	0	0
12/13	vs. Indianapolis	0	0	0	0.0	0	0	0	0
12/20	vs. Atlanta	0	0	0	0.0	0	0	0	0
12/27	at New Orleans	0	0	0	0.0	0	0	0	0
01/03	at Houston	0	0	0	0.0	0	0	0	0
<b>2015 totals:</b>		<b>0</b>	<b>0</b>	<b>0</b>	<b>0.0</b>	<b>0</b>	<b>0</b>	<b>0</b>	<b>0</b>

### REGULAR SEASON CAREER STATISTICS

YEAR	TEAM	TKL	SOLO	ASST	SACKS	FF	FR	INT	PD
2014	JAX	0	0	0	0.0	0	0	0	0
2015	JAX	0	0	0	0.0	0	0	0	0
<b>NFL Totals:</b>	<b>2 yrs.</b>	<b>0</b>	<b>0</b>	<b>0</b>	<b>0.0</b>	<b>0</b>	<b>0</b>	<b>0</b>	<b>0</b>

**Additional statistics:** Special teams tackles: 3 in 2014.



# NICK MARSHALL

41

## NICK MARSHALL

CORNERBACK  
6-1 206 LBS.  
AUBURN  
BORN JUNE 30, 1992  
PINEVIEW, GEORGIA  
ACQ: FREE AGENT 2015  
EXP: ROOKIE



**GAMES PLAYED/STARTED:** 2015 (13/1)

**NFL TOTALS:** 13 games, 1 starts

**POSTSEASON TOTALS:** 0 games, 0 starts

**TRANSACTIONS:** Signed by Jacksonville as a rookie free agent on 5/8/15 ...

**2015:** Played in 13 games with one start as a rookie, seeing time at CB and returning punts and kicks ... Saw action at nickel corner for the final four games of the season ... Totaled 10 tackles (six solo) and one pass defended ... **9/13 vs. CAR:** Was active on special teams in season opener ... **9/20 vs. MIA:** Had one punt return for two yards and made one special teams tackle ... **9/27 at N.E.:** Saw action at CB and on special teams ... **10/4 at IND:** Returned one punt for zero yards and recorded one special teams tackle ... **10/11 at T.B.:** Saw action on special teams, returning one punt for eight yards ... **10/18 vs. HOU:** Inactive ... **10/25 vs. BUF:** Was active on special teams, returning one kick for 19 yards ... **11/8 at NYJ:** Had four kickoff returns for 117 yards (29.3 avg.) and two punt returns for 20 yards (10.0 avg.) ... **11/8 at BAL:** Saw action on special teams, recovering a fumble from a muffed punt ... **11/19 vs. TEN:** Inactive ... **11/29 vs. S.D.:** Saw action on special teams ... **12/6 at TEN:** Inactive ... **12/13 vs. IND:** Saw action as the nickel corner and made three tackles (one solo) and recorded his first career pass defended ... **12/20 vs. ATL:** Recorded one tackle (one solo) and three kickoff returns for 62 yards (20.7 avg.) ... **12/27 at N.O.:** Saw action at nickel corner and made four tackles (four solo) ... Returned two kickoffs for 65 yards (32.5 avg.) ... **1/3 at HOU:** Saw action at nickel corner and made two tackles ... Returned three kicks for 83 yards (27.7 avg.) ...

**COLLEGE:** Two-year letterman at QB... Threw for 4,508 career passing yards at Auburn, the eighth-most in school history ... His 1,866 rushing yards were the 21st-most in school history ... Third player in school history to throw for 2,000 yards and rush for 1,000 ... Amassed eight career 100-yard rushing games ... Registered six games with 100-plus rushing yards and 100-plus passing yards ... Ranks sixth in school history with 6,374 yards of total offense and sixth with 34 career TD passes ... His 57 career TDs are the third-most in school history ... Voted Team's Most Valuable Player in 2014 ... 2014 Maxwell Award semi-finalist ... Played in all 13 games and completed 178 of 293 passes (60.8 comp. pct.) for 2,532 yards, 20 TDs and seven INTs ... Also rushed for 798 yards and 11 TDs on 153 carries (5.2 rush avg.) ... Three-time Manning Award Star of Week (LSU, South Carolina, Ole Miss) ... Preseason All-SEC first-team selection according to SEC media, Birmingham News, Athlon, Phil Steele, Lindy's, Sporting News and CFB Matrix ... Invited to Reese's Senior Bowl and the NFL Combine, where he made the transformation to CB ... As a junior in 2013, earned the starting QB job after transferring from junior college ... Averaged 234.2 yards of total offense per game ... Totaled 1,976 yards passing, 1,068 rushing for season with 26 touchdowns accounted for ... Became the fourth QB in SEC history to rush for 1,000 yards in a season ... All-SEC honorable mention by The Associated Press ... Pat Sullivan Award as Auburn's offensive MVP ... His 2013 game-winning TD pass to Ricardo Louis vs. Georgia received a 2014 ESPY nomination for Best Play ...

**PERSONAL:** Prior to arriving at Auburn, threw for 3,142 yards and 18 TDs and rushed for 1,095 yards and 19 TDs for head coach Jeff Tatum at Garden City Junior College in 2012 ... Spent the 2011 season at Georgia where he played in 13 games at CB ... 2010 Georgia Sports Writers Association Class A Offensive Player of the Year for Coach Mark Ledford at Wilcox County (Rochelle, Ga.) High School ... Atlanta Journal-Constitution "Super 11" selection as a senior ... Class-A Offensive Player of the Year as a senior ... Two-time Macon Telegraph Middle Georgia Offensive Player of the Year ... Led team to Class A title as a junior ... Set the state's HS record with 103 career TD passes ... Son of Shaline Cliett ... Native of Pineview, Ga. ... Majored in public administration.

### 2015 GAME-BY-GAME STATISTICS

DATE	GAME	TKL	SOLO	ASST	SACKS	FF	FR	PD	INT
09/13	vs. Carolina	0	0	0	0.0	0	0	0	0
09/20	vs. Miami	0	0	0	0.0	0	0	0	0
09/27	at New England	0	0	0	0.0	0	0	0	0
10/04	at Indianapolis	0	0	0	0.0	0	0	0	0
10/11	at Tampa Bay	0	0	0	0.0	0	0	0	0
10/18	vs. Houston				ina				
10/25	vs. Buffalo	0	0	0	0.0	0	0	0	0
11/01	BYE WEEK								
11/08	at N.Y. Jets	0	0	0	0.0	0	0	0	0
11/15	at Baltimore	0	0	0	0.0	0	0	0	0
11/19	vs. Tennessee				ina				
11/29	vs. San Diego	0	0	0	0.0	0	0	0	0
12/06	at Tennessee				ina				
12/13	vs. Indianapolis	3	1	2	0.0	0	0	1	0
12/20	vs. Atlanta	1	1	0	0.0	0	0	0	0
12/27	at New Orleans	4	4	0	0.0	0	0	0	0
01/03	at Houston	2	0	2	0.0	0	0	0	0
<b>2015 totals:</b>		<b>10</b>	<b>6</b>	<b>4</b>	<b>0.0</b>	<b>0</b>	<b>0</b>	<b>1</b>	<b>0</b>

**Additional statistics:** 3 special teams tackles

### PUNT RETURNS

DATE	GAME	NO.	YDS	AVG.	LG	TD
09/13	vs. Carolina	0	0	0.0	0	0
09/20	vs. Miami	1	2	2.0	2	0
09/27	at New England	0	0	0.0	0	0
10/04	at Indianapolis	1	0	0.0	0	0
10/11	at Tampa Bay	1	8	8.0	8	0
10/18	vs. Houston			INACTIVE		
10/25	vs. Buffalo	0	0	0.0	0	0
11/01	BYE WEEK					
11/08	at N.Y. Jets	2	20	10.0	20	0
11/15	at Baltimore	0	0	0.0	0	0
11/19	vs. Tennessee			INACTIVE		
11/29	vs. San Diego	0	0	0.0	0	0
12/06	at Tennessee			INACTIVE		
12/13	vs. Indianapolis	0	0	0.0	0	0
12/20	vs. Atlanta	0	0	0.0	0	0
12/27	at New Orleans	0	0	0.0	0	0
01/03	at Houston	0	0	0.0	0	0
<b>2015 totals:</b>		<b>5</b>	<b>30</b>	<b>6.0</b>	<b>20</b>	<b>0</b>

### KICK RETURNS

DATE	GAME	NO.	YDS	AVG.	LG	TD
09/13	vs. Carolina	0	0	0.0	0	0
09/20	vs. Miami	0	0	0.0	0	0
09/27	at New England	0	0	0.0	0	0
10/04	at Indianapolis	0	0	0.0	0	0
10/11	at Tampa Bay	0	0	0.0	0	0
10/18	vs. Houston			ina		
10/25	vs. Buffalo	1	19	19.0	19	0
11/01	BYE WEEK					
11/08	at N.Y. Jets	4	117	29.3	33	0
11/15	at Baltimore	0	0	0.0	0	0
11/19	vs. Tennessee			ina		
11/29	vs. San Diego	0	0	0.0	0	0
12/06	at Tennessee			ina		
12/13	vs. Indianapolis	0	0	0.0	0	0
12/20	vs. Atlanta	3	62	20.7	26	0
12/27	at New Orleans	2	65	32.5	36	0
01/03	at Houston	3	83	27.7	36	0
<b>2015 totals:</b>		<b>13</b>	<b>346</b>	<b>26.6</b>	<b>36</b>	<b>0</b>

### REGULAR SEASON CAREER STATISTICS

YEAR	TEAM	GP/GS	TKL	SOLO	ASST	SACKS	FF	FR	PD	INT
2015	JAX	13/1	10	6	4	0.0	0	0	2	0
<b>NFL Totals: 1 yr.</b>		<b>13/1</b>	<b>10</b>	<b>6</b>	<b>4</b>	<b>0.0</b>	<b>0</b>	<b>0</b>	<b>2</b>	<b>0</b>

**Additional statistics:** five punt returns for 30 yards (6.0 avg.); 13 kick returns for 346 yards (26.6 avg.).

# DEMETRIUS McCRAY

## 35 DEMETRIUS McCRAY

CORNERBACK

6-2 194 LBS.

APPALACHIAN STATE

BORN MAY 11, 1991

COVINGTON, GEORGIA

ACQ: 7TH ROUND OF 2013 DRAFT (210TH)

EXP: 3RD YEAR



**GAMES PLAYED/STARTED:** 2013 (16/1), 2014 (16/12), 2015 (14/3)  
**NFL TOTALS:** 46 games, 16 starts  
**POSTSEASON TOTALS:** 0 games, 0 starts  
**TRANSACTIONS:** Originally drafted by Jacksonville in the seventh round (210th overall) of the 2013 draft.

**PRO:** Third-year CB played in 46 games to begin his career with 16 starts ... Produced 70 tackles (58 solo) and five passes defended ... Has nine career special teams tackles ... Originally a 2013 seventh-round pick ... Worked his way into starting role in 2014 and made 12 starts ...

**2015:** Saw action in 14 games and started three at CB and on special teams ... Totaled 21 tackles (17 solo) and one pass defended ... **9/13 vs. CAR:** Served as a reserve CB and was active on special teams in season opener, making one tackle (one solo) ... **9/20 vs. MIA:** Made his first start of the season and finished with four tackles (two solo) ... **9/27 at N.E.:** Started at DB and made three tackles (three solo) ... **10/4 at IND:** Made four tackles (three solo) ... **10/11 at T.B.:** Made one tackle (one solo), and added a special teams tackle ... **10/18 vs. HOU:** Saw action at CB and on special teams ... **10/25 vs. BUF:** Was active on special teams, making one special teams tackle ... **11/8 at NYJ:** Was active on special teams, making one special teams tackle ... **11/15 at BAL:** Saw action at CB and on special teams, making one special teams tackle ... **11/19 vs. TEN:** Saw action at CB, making two tackles (two solo), and on special teams ... **11/29 vs. S.D.:** Saw action at CB and made three tackles (three solo) and one pass defended ... Also saw action on special teams ... **12/6 at TEN:** Saw action on special teams ... **12/13 vs. IND:** Inactive ... **12/20 vs. ATL:** Saw action on special teams ... **12/27 at N.O.:** Saw action at CB and on special teams ... **1/3 at HOU:** Inactive ...

**2014:** Played in all 16 games with a career-high 12 starts at CB ... Totaled 47 tackles (40 solo), three passes defended and one tackle for loss ... Added two special teams tackles ... **9/21 at IND:** Saw action at CB and special teams and posted two solo tackles ... **9/28 at SD:** Saw extensive action at CB after Dwayne Gratz suffered a concussion in the second quarter. Matched his career-high with five solo tackles ... **10/5 vs. PIT:** Made second career start and totaled four solo tackles and one pass defended ... **11/2 at CIN:** Started at CB and tallied four tackles (two solo) ... **11/9 vs. DAL:** Started at CB and tied for the team-lead with five tackles and two passes defended. Added one special teams tackle ... **12/7 vs. HOU:** Started at CB and registered a then career-high six tackles ... **12/18 vs. TEN:** Made four solo tackles ... **12/28 at HOU:** Started at CB and made a career-high seven tackles (six solo) with one tackle for loss ...

**2013:** Joined Denard Robinson as the only rookies to play in all 16 games ... Finished with five special teams tackles ... Added five tackles on defense along with two passes defended ... **9/8 vs. KC:** Made NFL debut, seeing action on special teams ... **9/15 at OAK:** Tied for team-lead with two special teams tackles .. **9/22 at SEA:** Made first career start, replacing injured Alan Ball, and totaled five tackles (three solo) and a team-high two passes defended ... **12/29 at IND:** Played nine snaps at CB on defense and also saw action on special teams.

**COLLEGE:** Four-year letterman ... Appeared in 48 games ... Career totals include 123 tackles (83 solo), 26 passes defended, 10 INTs, 3.0 tackles for a loss, two sacks and one forced fumble ... Two-time Division I-AA All-America ... Two-time first-team All-Southern Conference ... NFL Combine participant ... NFLPA Collegiate Bowl participant ... Appeared in all 12 games as a senior at CB ... Buck Buchanan Award finalist (NCAA Division I FCS Defensive Player of the Year) ... First-team All-Southern Conference ... Recorded 55 tackles (37 solo), eight passes defenses, four interceptions and one forced fumble ... Played in 12 games as a junior ... Named fourth-team All-America by Phil Steele Publications ... First-team All-Southern Conference (coaches and media) ... Season totals include 48 tackles (35 solo), career-high five INTs, 14 passes defended and one forced fumble ... Led Southern Conference and tied for eighth nationally with five INTs ... Appeared in 11 games as a sophomore ... Totaled 19 tackles (11 solo), one INT and four passes defended ... Played in 13 of 14 games, primarily on special teams ... Majored in criminal justice.

**PERSONAL:** Played at Newton High School in Covington, Ga. ... Named county's Athlete of the Year after a standout senior season at QB and DB ... First-team All-Conference and 2-AAAA All-Region selection at DB ... Surpassed 1,600 yards of total offense after taking over as QB following the season.

## 2015 GAME-BY-GAME STATISTICS

DATE	OPP	TKL	SOLO	ASST	SACKS	FF	FR	PD	INT
09/13	vs. Carolina	1	1	0	0.0	0	0	0	0
09/20	vs. Miami	4	2	2	0.0	0	0	0	0
09/27	at New England	3	3	0	0.0	0	0	0	0
10/04	at Indianapolis	4	3	1	0.0	0	0	0	0
10/11	at Tampa Bay	1	1	0	0.0	0	0	0	0
10/18	vs. Houston	0	0	0	0.0	0	0	0	0
10/25	vs. Buffalo	0	0	0	0.0	0	0	0	0
11/01	BYE WEEK								
11/08	at N.Y. Jets	0	0	0	0.0	0	0	0	0
11/15	at Baltimore	0	0	0	0.0	0	0	0	0
11/19	vs. Tennessee	2	2	0	0.0	0	0	0	0
11/29	vs. Houston	3	3	0	0.0	0	0	1	0
12/06	at Tennessee	0	0	0	0.0	0	0	0	0
12/13	vs. Indianapolis				ina				
12/20	vs. Atlanta	0	0	0	0.0	0	0	0	0
12/27	at New Orleans	3	2	1	0.0	0	0	0	0
01/03	at Houston				ina				
<b>2015 totals:</b>		<b>21</b>	<b>17</b>	<b>4</b>	<b>0.0</b>	<b>0</b>	<b>0</b>	<b>0</b>	<b>0</b>

## REGULAR SEASON CAREER STATISTICS

	GP/GS	TKL	SOLO	ASST	SACKS	FF	FR	PD	INT
2013 JAX	16/1	5	3	2	0.0	0	0	2	0
2014 JAX	16/12	47	40	7	0.0	0	0	3	0
2015 JAX	14/3	21	17	4	0.0	0	0	1	0
<b>NFL totals: 3 yrs.</b>	<b>46/16</b>	<b>73</b>	<b>60</b>	<b>13</b>	<b>0.0</b>	<b>0</b>	<b>0</b>	<b>6</b>	<b>0</b>

**Additional statistics:** Special teams tackles: 5 in 2013; 2 in 2014; 4 in 2015. One fumble recovery on special teams in 2015.

# ROY MILLER III

## 97 ROY MILLER III



DEFENSIVE TACKLE  
6-2 320 LBS.

TEXAS

BORN JULY 9, 1987

KILLEEN, TEXAS

ACQ: UNRESTRICTED FREE AGENT (TAMPA BAY) 2013

EXP: 7TH YEAR

**GAMES PLAYED/STARTED:** 2009 (15/1), 2010 (16/16), 2011 (16/3), 2012 (15/14), 2013 (14/14), 2014 (14/14), 2015 (16/16)

**NFL TOTALS:** 106 games, 78 starts

**JAGUARS TOTALS:** 43 games, 43 starts

**POSTSEASON TOTALS:** 0 games, 0 starts

**TRANSACTIONS:** Originally drafted by Tampa Bay in the third round (81st overall) of the 2009 draft ... Signed by Jacksonville as an unrestricted free agent on 3/15/13.

**PRO:** Seventh-year DT has played in 106 games with 78 starts ... Career totals include 251 tackles (165 solo), 8.0 sacks, 10.0 tackles for loss, one forced fumble and one pass defended ... Joined the Jaguars as an unrestricted free agent in 2013 ... Spent the previous four seasons with Tampa Bay ... Was a third-round draft pick of the Buccaneers in 2009 ... Has missed only six games in six seasons ... Voted 2014 Ed Block Courage Award winner by his teammates ...

**2015:** Started and played in all 16 games for the second time in his career ... Totaled 40 tackles (22 solo), a career-high 4.0 sacks, one forced fumble and one pass defended ... **9/13 vs. CAR:** Made two tackles (two solo) in season opener ... **9/20 vs. MIA:** Was credited with 0.5 sacks ... **9/27 at N.E.:** Made three tackles (one solo) and 0.5 sacks ... **10/4 at IND:** Made two tackles (one solo) ... **10/11 at T.B.:** Made five tackles (one solo), including one sack ... **10/18 vs. HOU:** Started at DT, making two tackles (one solo) ... **10/25 vs. BUF:** Made two tackles (two solo), both of which were tackles for loss ... **11/8 at NYJ:** Played in his 98th career game at DT ... **11/15 at BAL:** Started at DT and made four tackles (one solo) ... **11/19 vs. TEN:** Started at DT and recorded two tackles (two solo), including a tackle for loss and a pass defended ... **11/29 vs. S.D.:** Made five tackles (four solo), including 2.0 tackles for loss and 1.0 sack ... **12/6 at TEN:** Tied two tackles (one solo) ... **12/13 vs. IND:** Started at DT and recorded one QB hurry ... **12/20 vs. ATL:** Started at DT and made one tackle (one solo) ... **12/27 vs. N.O.:** Started at DT and made three tackles (two solo) ... **1/3 at HOU:** Started at DT and made a season-high six tackles (three solo), including 1.0 sack and one forced fumble ...

**2014:** Started first 14 games at DT and tallied 31 tackles (21 solo), four tackles for loss, one sack, two QB hits and one pass defended ... Missed the final two games with a knee injury ... **9/14 at WAS:** Posted a season-high five tackles (one solo) ... **9/28 at SD:** Made four tackles (three solo), one sack, two tackles for loss and one QB hit. Marked first sack since January 2, 2011 at New Orleans as a member of the Tampa Bay Buccaneers ... **10/19 vs. CLE:** Had two solo tackles and one tackle for loss ... **11/30 vs. NYG:** Finished with two solo tackles ... **12/14 at BAL:** Totaled four tackles (three solo) ... **12/18 vs. TEN:** Inactive (knee) ... **12/28 at HOU:** Inactive (knee) ...

**2013:** Started all 14 games played and totaled 25 tackles (20 solo), four tackles for loss and two QB pressures ... **9/8 vs. KC:** Started at DT and posted two solo tackles in his Jaguars debut ... **9/15 at OAK:** Led team with two tackles for loss ... **9/22 at SEA:** Recorded one assisted tackle and one QB hit ... **9/29 vs. IND:** Made two solo tackles ... **11/17 vs. ARI:** Had three solo tackles, two tackles for loss and one QB hit ... **11/24 at HOU:** Finished with two tackles (one solo) ... **12/1 at CLE:** Made three tackles (two solo) ... **12/15 vs. BUF:** Finished with three solo tackles ... **12/22 vs. TEN:** Inactive (shoulder) ... Was placed on injured reserve on Dec. 23 and missed the final two games ...

**2012:** Played in 15 games with 14 starts ... Finished with 23 tackles (15 solo), two tackles for loss and one pass defended ...

**2011:** Saw action in nine games with one start ... Made 19 tackles (14 solo) and one pass defended ... Made season debut on **9/11 vs. DET** ... Registered three tackles and one pass defended on **9/18 at MIN** ... Notched two tackles and one QB pressure on **9/25 vs. ATL** ... Started on **10/23 at CHI** and tallied three tackles ...

**2010:** Started all 16 games for the first time in his career ... Led all DL and ranked seventh on the team with a career-high 60 tackles (40 solo) along with one sack ... Posted a career-high nine tackles on **11/28 at BAL** ... Dropped QB Drew Brees for his first sack of the season on **1/2 at NO** ...

**2009:** Appeared in 15 games as a rookie with one start ... Totaled 54 tackles (33 solo) and a career-high two sacks ... Recorded sacks on **9/20 at BUF** and **11/8 vs. GB**.

**COLLEGE:** Played in 49 games with 19 starts ... Career totals included 138 tackles, 25 tackles for loss, 10 sacks, 44 QB pressures, six passes defended, one forced fumble and one fumble recovery ... Started all 13 games at DT as a senior ... Earned Fiesta Bowl

Defensive MVP honors in victory over Ohio State ... First-team All-Big 12 selection after logging 49 tackles, 11 tackles for loss, 5.5 sacks, 28 QB pressures, four passes defended and one fumble recovery ... Appeared in all 13 games as a junior and earned honorable-mention All-Big 12 honors ... Member of UT Athletic Director's Honor Roll ... Graduated with a degree in corporate communications.

**PERSONAL:** Married ... Born in Fort Lewis, Wash. ... Attended Shoemaker High School (Killeen, Texas) ... Two-time all-state and three-time all-district performer at DT ... Named a captain in the 2005 U.S. Army All-American Bowl and recorded two sacks and three tackles ... Finished high school career with 264 tackles and 24 sacks ... Was a three-time academic all-district selection ... Father, Roy, previously served in the Army ... Cousin, Bryce Scanlon, was a defensive lineman at Utah ... Twitter handle is @Roy\_Miller\_III ... Full name: Roy Miller.

### 2015 GAME-BY-GAME STATISTICS

DATE	OPP	TKL	SOLO	ASST	ST	SACKS	FF	FR	PD	TFL
09/13	vs. Carolina	2	2	0	0	0.0	0	0	0	0
09/20	vs. Miami	1	0	1	0	0.5	0	0	0	0
09/27	at New England	3	1	2	0	0.5	0	0	0	0
10/04	at Indianapolis	2	1	1	0	0.0	0	0	0	0
10/11	at Tampa Bay	5	1	4	0	1.0	0	0	0	1
10/18	vs. Houston	2	1	1	0	0.0	0	0	0	0
10/25	vs. Buffalo	2	2	0	0	0.0	0	0	0	2
11/1	BYE WEEK									
11/08	at N.Y. Jets	4	3	1	0	0.0	0	0	0	0
11/15	at Baltimore	2	2	0	0	0.0	0	0	0	0
11/19	vs. Tennessee	0	0	0	0	0.0	0	0	1	1
11/29	vs. San Diego	5	4	1	0	1.0	0	0	0	2
12/06	at Tennessee	2	1	1	0	0.0	0	0	0	0
12/13	vs. Indianapolis	0	0	0	0	0.0	0	0	0	0
12/20	vs. Atlanta	1	1	0	0	0.0	0	0	0	0
12/27	at New Orleans	3	2	1	0	0.0	0	0	0	0
01/03	at Houston	6	3	3	0	1.0	1	0	0	0
<b>2015 totals:</b>		<b>40</b>	<b>22</b>	<b>18</b>	<b>0</b>	<b>4.0</b>	<b>1</b>	<b>0</b>	<b>1</b>	<b>6</b>

### REGULAR SEASON CAREER STATISTICS


YEAR	TEAM	GP/GS	TKL	SOLO	ASST	SACKS	FF	FR	PD	TFL
2009	T.B.	15/1	54	33	21	2.0	0	0	0	1
2010	T.B.	16/16	60	40	20	1.0	0	0	0	0
2011	T.B.	16/3	19	14	5	0.0	0	0	0	1
2012	T.B.	15/14	23	15	8	0.0	0	0	0	1
2013	JAX	14/14	25	20	5	0.0	0	0	0	0
2014	JAX	14/14	30	21	9	1.0	0	0	0	1
2015	JAX	16/16	40	22	18	4.0	1	0	1	6
<b>NFL totals: 7 yrs.</b>		<b>106/78</b>	<b>251</b>	<b>165</b>	<b>86</b>	<b>8.0</b>	<b>1</b>	<b>0</b>	<b>1</b>	<b>10</b>



# JASON MYERS



## 2 JASON MYERS



KICKER  
5-10 195 LBS.  
MARIST  
BORN MAY 12, 1991  
CHULA VISTA, CALIFORNIA  
ACQ: FREE AGENT 2015  
EXP: 1ST YEAR

**GAMES PLAYED/STARTED:** 2014 (AFL), 2015 (16/0)  
**NFL TOTALS:** 16 games, 0 starts  
**POSTSEASON TOTALS:** 0 games, 0 starts  
**TRANSACTIONS:** Originally signed by Jacksonville as a free agent on 3/3/15.

**PRO:** Spent time with Arizona and San Jose of the Arena Football League in 2014 ...

**2015:** Served as the team's kicker in all 16 games and finished his inaugural season with the Jaguars with 13 consecutive made field goals, tied for the eighth-longest streak in franchise history ... Dating back to Week 5, Myers has made 19 of his last 20 FGs (95 percent), including all six of his FG attempts from 40-plus yards over that span ... His 26 made FGs are the fourth-most in a season in franchise history and his 110 points scored (26 FGs, 32 PATs) are the fifth-most in a season in club history ... His 86.7 FG percentage is the highest career FG percentage in Jaguars history (min. 25 attempts) and the highest by a Jaguars first-year player ... **9/13 vs. CAR:** Converted his first NFL kick from 22 yards ... **9/20 vs. MIA:** Went three-for-three on field goal attempts, including a season-long 58-yarder as time expired in the first half and a 28-yard game-winner with 40 seconds remaining in the fourth quarter ... His 58-yard FG was also second-longest in franchise history ... **9/27 at N.E.:** Made a 40-yard FG and went 2/2 on PATs ... **10/4 at IND:** Went 2-for-4 on FGs and 1/1 on PATs ... **10/11 at T.B.:** Connected on a 31-yard attempt and went 4-for-4 on PATs ... **10/18 vs. HOU:** Went 2-for-3 on PAT attempts ... **10/25 vs. BUF:** Went 4-for-5 on PAT attempts ... **11/8 at NYJ:** Converted on field goal attempts from 45, 39 and 35 yards, and went 2-for-2 on PATs ... **11/15 at BAL:** Converted on 3-of-4 FGs, including the game-winning 53-yarder with no time left on the clock ... **11/19 vs. TEN:** Went 4-for-4 on FGs, converting on attempts from 20, 31, 32 and 36 yards ... **11/29 vs. S.D.:** Went 4-for-4 on FGs, converting on attempts from 22, 27, 28 and 55 yards ... **12/6 at TEN:** Went 3-for-5 on extra point attempts ... **12/13 vs. IND:** Converted on his only FG attempt from 46 yards and went 6-for-7 on extra points ... **12/20 vs. ATL:** Converted on two extra points and a 42-yard field goal ... **12/27 at N.O.:** Converted his only extra point attempt ... **1/3 at HOU:** Converted on field goal attempts from 43 and 34 yards ...

**COLLEGE:** Four-year letterman (2009-12) ... Also served as team's punter as a senior ... Made 5 of 10 FGs in final season with a long of 40 yards ... Averaged 39.0 yards on 56 punts with 16 downed inside the 20 ... Led PFL with 22 touchbacks on 49 kickoffs ... Led team in scoring as a junior with 41 points, connecting on 6 of 7 FGs and 23 of 25 PATs ... Recorded 13 touchbacks on 42 kickoffs ... Tallied 43 points as a sophomore, hitting on 5 of 10 FGs and 28 of 31 PATs ... Added two tackles and one fumble recovery ... Played in all 11 games as a freshman and made 8 of 11 FGs and finished with 41 points.

**PERSONAL:** Attended Mater Dei Catholic (Calif.) High School ... Four-year letterman in football and soccer and also played baseball ... Named Mesa Kicker of the Year as a senior ... Named South Bay Kicker of the Year as a junior ... Played on the state championship soccer team as a senior and was named San Diego Division IV CIF Player of the Year ... Son of Donny and Mary Myers ... Full name: Jason Myers.

### 2015 GAME-BY-GAME STATISTICS

DATE	OPP	GP	PAT	ATT	FG	FGA	PCT	LG	PTS
09/13	vs. Carolina	1	0	1	1	2	50.0	22	3
09/20	vs. Miami	1	2	2	3	3	100.0	58	11
09/27	at New England	1	2	2	1	1	100.0	40	5
10/04	at Indianapolis	1	1	1	2	4	50.0	32	7
10/11	at Tampa Bay	1	4	4	1	1	100.0	31	7
10/18	vs. Houston	1	2	3	0	0	0.0	0	2
10/25	vs. Buffalo	1	4	5	0	0	0.0	0	4
11/01	BYE WEEK								
11/08	at N.Y. Jets	1	2	2	3	3	100.0	45	11
11/15	at Baltimore	1	1	1	3	4	75.0	53	10
11/19	vs. Tennessee	1	1	1	4	4	100.0	36	13
11/29	vs. San Diego	1	1	2	4	4	100.0	51	13
12/06	at Tennessee	1	3	5	0	0	0.0	0	3
12/13	vs. Indianapolis	1	6	7	1	1	100.0	46	9
12/20	vs. Atlanta	1	2	2	1	1	100.0	42	5
12/27	at New Orleans	1	1	1	0	0	0.0	0	1
01/03	at Houston	1	0	0	2	2	100.0	43	6
<b>2015 totals:</b>		<b>16</b>	<b>32</b>	<b>39</b>	<b>26</b>	<b>30</b>	<b>86.9</b>	<b>58</b>	<b>110</b>

### REGULAR SEASON CAREER STATISTICS

YEAR	TEAM	GP	PAT	ATT	FG	FGA	PCT	LG	PTS
2015	JAX	16	32	39	26	30	86.9	58	110
<b>NFL totals:</b>	<b>1 yr.</b>	<b>16</b>	<b>32</b>	<b>39</b>	<b>26</b>	<b>30</b>	<b>86.9</b>	<b>58</b>	<b>110</b>



# JARED ODRICK

75

## JARED ODRICK

DEFENSIVE LINEMAN

6-5 305 LBS.


PENN STATE

BORN DECEMBER 31, 1987

LEBANON COUNTY, PENNSYLVANIA

ACQ: UNRESTRICTED FREE AGENT (MIAMI) 2015

EXP: 6TH YEAR



**GAMES PLAYED/STARTED:** 2010 (1/1), 2011 (16/7), 2012 (16/12), 2013 (16/5), 2014 (16/16), 2015 (16/16)

**NFL TOTALS:** 81 games, 57 starts

**JAGUARS TOTALS:** 16 games, 16 starts

**POSTSEASON TOTALS:** 0 games, 0 starts

**TRANSACTIONS:** Originally drafted by Miami in the first round (28th overall) of the 2010 draft ... Signed by Jacksonville as an unrestricted free agent on 3/11/15.

**PRO:** Sixth-year DT has appeared in 81 games with 57 starts ... Career totals include 158 tackles (126 solo), 40 tackles for loss, 22.0 sacks, 13 passes defended, four forced fumbles, one fumble recovery and one INT ... Spent first five seasons (2010-14) with Miami ... Has played in 80 straight games dating back to the 2011 season ...

**2015:** Started and played in all 16 games and led the team with 5.5 sacks ... Totaled 29 tackles (23 solo), including 10 tackles for loss, three passes defended and one forced fumble ... **9/13 vs. CAR:** Made three tackles (three solo) in Jaguars debut ... **9/20 vs. MIA:** Made two tackles (two solo), one sack, one pass defended and one forced fumble ... **9/27 at N.E.:** Made two tackles (two solo), including a tackle for loss ... **10/4 at IND:** Made one tackle ... **10/11 at T.B.:** Recorded three tackles (one solo) and two QB hurries ... **10/18 vs. HOU:** Played in his 70th consecutive contest, recording one pass defended ... **10/25 vs. BUF:** Started at DT ... **11/8 at NYJ:** Made two tackles (one solo), including one sack ... **11/15 at BAL:** Made one tackle (one solo), including a tackle for loss ... **11/19 vs. TEN:** Made a season-high four tackles (four solo), including two tackles for loss and one sack ... **11/29 vs. S.D.:** Had one tackle (one solo), including a tackle for loss and sack in his 75th consecutive game played ... **12/6 at TEN:** Started at DT and made one tackle for loss ... **12/13 vs. IND:** Started at DE and made two tackles (two solo), including one tackle for loss ... **12/20 vs. ATL:** Recorded three tackles (three solo), including two tackles for loss, one sack, and one pass defended that resulted in a Paul Posluszny interception in the third quarter ... **12/27 at N.O.:** Started at DE before exiting the game with a knee injury in the first quarter ... **1/3 at HOU:** Played in his 80th consecutive game and totaled four tackles (two solo), including 0.5 sacks ...

**2014:** Started all 16 games for the first time in his career ... Played in all 16 games for the fourth consecutive season ... Totaled 29 tackles (23 solo), one sack, three tackles for loss, one forced fumble and one fumble recovery ... Part of Miami defense that ranked 12th in the NFL ... Posted a season-high four tackles on **12/7 vs. BAL** and **12/28 vs. NYJ** ... Registered his only sack of the season and forced one fumble on **9/21 vs. K.C.** ...

**2013:** Played in all 16 games (five starts) ... Posted a career-high 42 tackles (33 solo), 4.5 sacks, nine tackles for loss and two passes defended ... Started at DT in the first three games of the season on **9/8 at CLE**, **9/15 at IND** and **9/22 vs. ATL** ... Posted a season-high six tackles (five solo) on **10/6 vs. BAL** ... Registered a career-high 2.0 sacks on **10/27 at N.E.**, the only multi-sack game of his career ... Started at RDE on **11/24 vs. CAR** and made two solo tackles ... Made his fifth start of the season in the season finale on **12/29 vs. NYJ** ...

**2012:** Appeared in all 16 games (12 starts) for the second consecutive season ... Season totals include 35 tackles (26 solo), 5.0 sacks, a career-high 12 tackles for loss and two passes defended ... Started the first nine games of the season at LDE ... Registered at least a half-sack in three consecutive games on **9/23 vs. NYJ** (0.5), **9/30 at ARI** (1.0) and **10/7 at CIN** (0.5) ... Posted a sack in back-to-back games on **12/9 at S.F.** and on **12/16 vs. JAX** ...

**2011:** Appeared in all 16 games (seven starts) for the first time in his career ... Posted a career-high 6.0 sacks ... Season totals include 22 tackles (20 solo), five tackles for loss, two passes defended and one forced fumble ... Intercepted the only pass of his career in the season-opener on **9/12 vs. N.E.** ... Posted 1.0 sack on **10/2 at S.D.** ... Posted 1.0 sack in three consecutive games on **11/6 at K.C.**, on **11/13 vs. WAS** and on **11/20 vs. BUF** ... Finished the season with two solo tackles, including 1.0 sack on **1/1/12 vs. NYJ** in the season finale ...

**2010:** Made his NFL debut in the season-opener on **9/12 at BUF** and started at RDE ... Finished with one solo tackle before suffering a leg injury ... Placed on injured reserve on Oct. 22.

**COLLEGE:** Four-year letterman (2006-2009) and three-year starter at Penn State ... Career totals included 104 tackles (47 solo), 14.5 sacks and 25.5 tackles for loss ... As a senior in 2009, started all 13 games and was named a first-team All-America

selection, first-team All-Big Ten selection and the coaches' Big Ten Defensive Player of the Year, becoming the first defensive lineman to win the honor since 1993 ... Fourth player in school history to win Big Ten Defensive Player of the Year ... Posted a career-high 43 tackles (17 solo), 7.0 sacks and 11 tackles for loss as a senior ... As a junior in 2008, started 11 of 13 games at DT and registered 41 tackles (19 solo), 4.5 sacks and 9.5 tackles for loss en route to first-team All-Big Ten honors ... Played in eight games with seven starts as a sophomore in 2007 before suffering a leg injury ... Played in 10 games as a freshman in 2006 ... Majored in sociology.

**PERSONAL:** Native of Lancaster, Pa. ... Attended Lebanon (Pa.) High School where he was a Parade and U.S. Army All-America selection as a senior ... First-team All-State and Big 33 selection ... Totaled 70 tackles, 5.0 sacks and 10 tackles for loss as a senior in 2005 ... Registered 80 tackles, 8.0 sacks and 18 tackles for loss as a junior in 2004, in addition to playing on the offensive line ... Also lettered in basketball and track and field ... Full name is Jared Taylor Odrick.



### 2015 GAME-BY-GAME STATISTICS

DATE	OPP	TKL	SOLO	ASST	SACKS	FF	FR	PD	TFL	INT
09/13	vs. Carolina	3	3	0	0.0	0	0	0	0	0
09/20	vs. Miami	2	2	0	1.0	1	0	1	0	0
09/27	at New England	2	2	0	0.0	0	0	0	1	0
10/04	at Indianapolis	1	0	1	0.0	0	0	0	0	0
10/11	at Tampa Bay	3	1	2	0.0	0	0	0	0	0
10/18	vs. Houston	0	0	0	0.0	0	0	1	0	0
10/25	vs. Buffalo	0	0	0	0.0	0	0	0	0	0
11/1	BYE WEEK									
11/08	at N.Y. Jets	2	1	1	1.0	0	0	0	1	0
11/15	at Baltimore	1	1	0	0.0	0	0	0	1	0
11/19	vs. Tennessee	4	4	0	1.0	0	0	0	2	0
11/29	vs. San Diego	1	1	0	1.0	0	0	0	1	0
12/06	at Tennessee	1	1	0	0.0	0	0	0	1	0
12/13	vs. Indianapolis	2	2	0	0.0	0	0	0	1	0
12/20	vs. Atlanta	3	3	0	1.0	0	0	1	2	0
12/27	at New Orleans	0	0	0	0.0	0	0	0	0	0
01/03	at Houston	4	2	2	0.5	0	0	0	0	0
<b>2015 totals:</b>		<b>29</b>	<b>23</b>	<b>6</b>	<b>5.5</b>	<b>1</b>	<b>0</b>	<b>3</b>	<b>10</b>	<b>0</b>



### REGULAR SEASON CAREER STATISTICS

YEAR	TEAM	GP/GS	TKL	SOLO	ASST	SACKS	FF	FR	PD	TFL	INT
2010	MIA	1/1	1	1	0	0.0	0	0	0	1	0
2011	MIA	16/7	22	20	2	6.0	1	0	2	5	1
2012	MIA	16/12	35	26	9	5.0	0	0	2	12	0
2013	MIA	16/5	42	33	9	4.5	1	0	2	9	0
2014	MIA	16/16	29	23	6	1.0	1	1	5	3	0
2015	JAX	16/16	29	23	6	5.5	1	0	3	10	0
<b>NFL totals: 6 yrs.</b>		<b>81/57</b>	<b>158</b>	<b>126</b>	<b>32</b>	<b>22.0</b>	<b>4</b>	<b>1</b>	<b>14</b>	<b>40</b>	<b>1</b>

# JERMEY PARNELL

## 78 JERMEY PARNELL



### OFFENSIVE TACKLE

6-6 315 LBS.

MISSISSIPPI

BORN JULY 20, 1986

BLYTHEVILLE, ARKANSAS

ACQ: UNRESTRICTED FREE AGENT (DALLAS) 2015

EXP: 6TH YEAR

**GAMES PLAYED/STARTED:** 2010 (0/0), 2011 (6/0), 2012 (16/1), 2013 (16/1), 2014 (16/5), 2015 (15/15)

**NFL TOTALS:** 69 games, 22 starts

**JAGUARS TOTALS:** 15 games, 15 starts

**POSTSEASON TOTALS:** 2 games, 2 starts

**TRANSACTIONS:** Originally signed by New Orleans as an undrafted rookie on 5/4/09 ... Waived on 9/4/09 ... Signed by New Orleans to the practice squad on 9/6/09 ... Waived on 9/4/10 ... Claimed off waivers by Miami on 9/5/10 ... Waived on 9/25/10 ... Signed by New Orleans to the practice squad on 9/28/10 ... Signed by Dallas to the 53-man roster on 10/24/10 ... Signed by Jacksonville as an unrestricted free agent on 3/11/15.

**PRO:** Sixth-year athletic OT has spent time with New Orleans, Miami and Dallas ... Has played in 69 career games with 22 starts ... Spent last five seasons with the Cowboys ... Blocked for NFL's leading rusher DeMarco Murray in 2014 and did not allow a sack ... Began career as an undrafted free agent with New Orleans in 2009 ...

**2015:** Played in 15 games with a career-high 15 starts at RT ... **9/13 vs. CAR:** Made his Jaguars debut at RT in team's season opener ... **9/20 vs. MIA:** Started at RT, helped the Jaguars rush for 123 yards and did not allow a sack ... **9/27 at N.E.:** Started at RT in team's road opener ... **10/4 at IND:** Started at RT, helping RB T.J. Yeldon rush for 100+ yards ... **10/11 at T.B.:** Started at RT ... **10/18 vs. HOU:** Started at RT in his 60th NFL contest ... **10/25 vs. BUF:** Started at RT, helping RB T.J. Yeldon rush for a season-high 115 yards ... **11/8 at NYJ:** Started at RT ... **11/15 at BAL:** Started at RT ... **11/19 vs. TEN:** Started at RT ... **11/29 vs. S.D.:** Started at RT ... **12/6 at TEN:** Started at RT ... **12/13 vs. IND:** Started at RT, helping the Jaguars rush for a season-high 154 yards ... **12/20 vs. ATL:** Started at RT ... **12/27 at N.O.:** Started at RT before exiting the game with a hamstring injury ... **1/3 at HOU:** Inactive ...

**2014:** Appeared in all 16 games with a career-high five starts at RT ... Also saw time on special teams and as extra OL in jumbo packages ... Had only one penalty for five yards ... Did not allow a sack ... Part of OL that ranked ninth in the NFL with 30 sacks allowed ... Blocked for Pro Bowl QB Tony Romo who led NFL in passer rating (113.2), completion percentage (69.9) and yards-per-attempt (8.52) ... Part of OL that blocked for NFL rushing leader DeMarco Murray who set franchise record with 1,845 rushing yards and NFL-high 2,261 yard from scrimmage ... Cowboys finished season ranked second in rushing yards per game (147.1) ... Made first start of the season on **10/19 vs. NYG** in place of Doug Free. Blocked for DeMarco Murray's seventh consecutive 100-yard game, the first player in NFL history with seven straight 100-yard games to open a season ... Made start at RT on **10/27 vs. WAS** as club rushed for 166 yards on 25 carries (6.6 avg.) ... Started at RT on **11/2 vs. ARI** ... Filled in at RT in second half on **12/14 at PHI** ... Started at RT on **12/21 vs. IND** and blocked for QB Tony Romo who threw for a season-high five TDs and completed 90 percent of his passes (18 of 20) ... Made start at RT on **12/28 at WAS** and paved the way for a 12th 100-yard rushing game by Murray ... Made postseason debut with a start at RT on **1/4 vs. DET** ... Started on **1/11 at GB** in NFC Divisional Playoff game ...

**2013:** Played in all 16 games for the second consecutive season and made one start ... Saw most of his action in jumbo packages and on special teams ...

**2012:** Saw action in all 16 games for the first time in his career ... Rotated series at RT with Doug Free for the last two months of the season ... Made first career start on **11/22 vs. WAS** ...

**2011:** Saw action in six games, mainly on special teams ...

**2010:** Spent the preseason with New Orleans before he was waived on final cuts ... Was claimed off waivers by Miami on Sept. 5 and waived on Sept. 25 ... Signed by New Orleans to practice squad on Sept. 28 before he was signed to Dallas' 53-man roster on Oct. 14 ... Was inactive for all 12 games with the Cowboys ...

**2009:** Spent the entire regular season on New Orleans' practice squad after signing as a rookie free agent.

**COLLEGE:** Played only season of collegiate football ... Saw action as a senior for the first time since eighth grade and played in five games as a defensive lineman ... Was a four-year letterman for the Rebels basketball team ... Played in 30 games with seven starts as a senior, averaging 3.7 points and 3.3 rebounds while ranking second on the team with 22 blocked shots ... Majored in art.

**PERSONAL:** Attended Gosnell High School in Arkansas ... Two-time first-team all-state selection in basketball ... Averaged 21 points, 13 rebounds, five assists and four blocks a game as a senior ... Played summer basketball in China in 2005 and 2006, and also played AAU for the Arkansas Wings.

# PAUL POSLUSZNY

## 51 PAUL POSLUSZNY



LINEBACKER

6-2 240 LBS.


PENN STATE

BORN OCTOBER 10, 1984

ALIQUIPPA, PENNSYLVANIA

ACQ: UNRESTRICTED FREE AGENT (BUFFALO) 2011

EXP: 9TH YEAR



**GAMES PLAYED/STARTED:** 2007 (3/3), 2008 (16/16), 2009 (12/12), 2010 (14/14), 2011 (16/16), 2012 (16/16), 2013 (15/15), 2014 (7/7), 2015 (14/14)

**NFL TOTALS:** 113 games, 113 starts

**JAGUARS TOTALS:** 68 games, 68 starts

**POSTSEASON TOTALS:** 0 games, 0 starts

**TRANSACTIONS:** Originally drafted by Buffalo in the second round (34th overall) of the 2007 draft ... Signed by Jacksonville as an unrestricted free agent on 7/29/11.

**PRO:** Ninth-year LB has started 113 career games and is in his fifth season with the Jaguars ... Career totals include 1,196 tackles (852 solo), 14 INTs, 13.0 sacks, eight forced fumbles, three fumble recoveries and 36 passes defended ... Since 2007, Posluszny joins Oakland's Charles Woodson, Cleveland's Karlos Dansy and Kansas City's Derrick Johnson as the only NFL players to post 13-plus sacks and 13-plus INTs over that span ... Voted to Pro Bowl in 2013 ... Former second-round pick of the Buffalo Bills in 2007 joined the Jaguars as an unrestricted free agent in 2011 ... Owns two of the four highest tackle totals in Jaguars history as he compiled 192 tackles in 2011, the fourth-most for a season ... Posted double-digit tackles in 40 of 56 games with the Jaguars including 15 of 16 games in 2012 ... Led Bills in tackles his final two seasons including a then career-high 140 in 2010 ... Had then career-best three INTs in 2009 ... Missed 13 games as a rookie with forearm injury and missed the final nine games in 2014 with a torn pectoral muscle ... Was first Bills rookie to start the season-opener since 1987 ... Was first player ever to record 100-plus tackles three times in a college career ... Two-time winner of Bednarik Award for best defensive player in the nation ...

**2015:** Started and played in 14 games, missing two games because of ankle and hand injuries ... Led the team with 133 tackles (103 solo), the seventh time in the last eight seasons that he's tallied 100+ tackles ... Tied for the team lead (Telvin Smith) with 13 tackles for loss, the most by a Jaguars LB since Kevin Hardy's 13 tackles for loss in 1999 ... Tied a career-high with three INTs ... **9/13 vs. CAR:** In his 100th game and start, made nine tackles (eight solo) and recorded a 19-yard interception return in the second quarter ... **9/20 vs. MIA:** Made seven tackles (seven solo) and registered one QB hurry ... **9/27 at N.E.:** Made a game-high 18 tackles (14 solo) ... **10/4 at IND:** Had five tackles (four solo) before exiting the game with an ankle injury ... **10/11 at T.B.:** Inactive ... **10/18 vs. HOU:** Made 10 tackles (nine solo), including two tackles for loss ... **10/25 vs. BUF:** Made seven tackles (six solo), including one tackle for loss ... Added his 13th career interception ... **11/8 at NYJ:** Made seven tackles (three solo), including one tackle for loss ... **11/15 at BAL:** Was second on the team with 10 tackles (six solo) and recorded one pass defended ... **11/19 vs. TEN:** Had seven tackles (seven solo) ... **11/29 vs. S.D.:** Led the team with 11 tackles (11 solo), including a season-high 3.0 tackles for loss ... **12/6 at TEN:** Led the team with 13 tackles (10 solo), including two tackles for loss ... Exited the game in the fourth quarter with a hand injury ... **12/13 vs. IND:** Inactive ... **12/20 vs. ATL:** Tallied a team-high 10 tackles (nine solo), including 2.0 tackles for loss, one interception and one pass defended ... **12/27 at N.O.:** Posted nine tackles (seven solo), and 1.0 sack and one pass defended ... **1/3 at HOU:** Started at MLB and made 10 tackles (four solo) ...

**2014:** Started the first seven games at MLB before suffering a season-ending torn pectoral muscle on Oct. 19 vs. Cleveland ... Ranked fifth on the club with 69 tackles (47 solo), two sacks, one pass defended, two tackles for loss, three QB hits and one fumble recovery ... **9/7 at PHI:** Started at MLB in season-opener and paced team with 12 tackles (11 solo). Left the game in the third quarter with a knee injury but returned to the game ... **9/14 at WAS:** Ranked second on the team with seven tackles (four solo) ... **9/21 at IND:** Led team with 11 tackles (seven solo) ... **9/28 at SD:** Registered a game-high 11 tackles (9 solo) ... **10/5 vs. PIT:** Totaled a team-high 12 tackles (nine solo) along with one sack, one tackle for loss, one QB hit and a pass defended ... **10/19 vs. CLE:** Registered a game-high 12 tackles (five solo) along with one sack, one tackle for loss, one QB hit and one fumble recovery. Suffered a torn pectoral muscle in the second half. Was placed on injured reserve on Oct. 21 ...

**2013:** Replaced injured NaVarro Bowman on the Pro Bowl roster ... Started 15 games at LB and led the Jaguars for the third consecutive season with 161 tackles (121 solo) and tied for team lead with two INTs ... The 161 tackles ranked second in the NFL ... Added a career-high three sacks and 10 passes defended along with six tackles for loss, two forced fumbles, one fumble recovery and seven QB pressures ... Played on 1,038 snaps, the second-most on the team ... **9/15 at OAK:** Posted nine tackles, one sack, one QB hit and one pass defended. Sacked Terrelle Pryor in the fourth quarter ... **9/22 at SEA:** Registered a game-high 12 tackles (five solo) along with an INT, one tackle for loss and one pass defended. Intercepted Russell Wilson in the third quarter to set up a Jaguars TD ... **10/13 at DEN:** Intercepted Peyton Manning with 36 seconds

remaining in the first half and returned it 59 yards for his first career TD. Marked the fourth-longest return in team history and longest by a LB. Totaled a season-high 14 tackles (13 solo) on **10/20 vs. SD** and a team-high 12 tackles (10 solo) on **10/27 vs. SF** ... **11/10 at TEN:** Forced a fumble of RB Chris Johnson on the first play from scrimmage and recovered it to set up a Jaguars TD ... **11/17 vs. ARI:** Inactive (concussion). Marked first missed game as a Jaguar ... **11/24 at HOU:** Returned to the lineup and posted a game-high 14 tackles (11 solo) along with two tackles for loss, one QB hit and one pass defended ... **12/1 at CLE:** Paced team with 11 tackles (7 solo), two tackles for loss, a half sack, one QB hit and one pass defended. Split a sack with Jason Babin in the third quarter ... **12/5 vs. HOU:** Posted double-digit tackles for the third straight game, finishing with a team-high 13 stops (10 solo) along with one tackle for loss and one QB hit ... **12/15 vs. BUF:** Led team with 13 tackles (nine solo) including a sack of E.J. Manuel in the first quarter. Set single-season career-high for sacks (2.5) ... **12/22 vs. TEN:** Tallied a game-high 13 tackles (10 solo), his fifth straight game with double-digit tackles. Split a sack of Ryan Fitzpatrick with DT Abery Jones in the first quarter ...

**2012:** Started all 16 games for the second consecutive season and third time overall ... Led team with a single-season franchise record 231 tackles, surpassing the previous mark of 230 set by Hardy Nickerson in 2001 ... Matched his career-high two sacks and three INTs ... Added two forced fumbles and four passes defended ... Had double-digit tackles in 15 of 16 games ... **9/9 at MIN:** Registered 16 tackles (10 solo) with one tackle for loss ... **9/16 vs. HOU:** Logged 17 tackles (10 solo) with one tackle for loss ... **9/23 at IND:** Intercepted an Andrew Luck pass in the third quarter and returned it 13 yards before a lateral to Dawan Landry added nine yards ... Led team with 17 tackles (12 solo) on **11/4 vs. DET** and 15 tackles on **11/8 vs. IND** ... **11/18 at HOU:** Forced an Arian Foster fumble in the third quarter. Intercepted Matt Schaub in the fourth quarter. Finished with a team-high 18 tackles ... **11/25 vs. TEN:** Caused a Chris Johnson fumble in the fourth quarter ... **12/2 at BUF:** Intercepted Ryan Fitzpatrick in the second quarter. Made a team-high 13 tackles (five solo) with two QB pressures ... **12/9 vs. NYJ:** Totaled a team-high 17 tackles (10 solo) ... **12/16 at MIA:** Registered a team-high 21 tackles (15 solo), tied for the fifth-most in franchise history ... **12/23 vs. NE:** Had 11 tackles (eight solo) with two QB pressures. Missed snaps with cramping in the third and fourth quarter ... **12/30 at TEN:** Totaled 13 tackles (nine solo) with a career-high two sacks, two tackles for loss and one pass defended ...

**2011:** Started all 16 games at MLB in his first season with the Jaguars ... Led club with 192 tackles (132 solo) and ranked second with nine tackles for loss ... The 192 tackles ranked as second-most in franchise history and marked his fourth straight season with 100-plus tackles ... Tied for the team-lead with two INTs ... Added seven QB pressures, one forced fumble, two passes defended and two sacks ... Played major role on defense that ranked sixth in the NFL (313.0-yard average), the highest ranking for the club since 2006 (2nd) ... Recorded double-digit tackles in 11 of 16 games ... **9/11 vs. TEN:** Did not miss a snap and had four tackles and one pass defended in his Jaguars debut ... **9/18 at NYJ:** Led team with 14 tackles ... **10/2 vs. NO:** Posted a team-high 16 tackles (13 solo) along with one sack, one tackle for loss and one pass defended ... **10/9 vs. CIN:** Tallied a team-high 15 tackles while not missing a snap ... **10/16 at PIT:** Returned to home state and registered a career-high 19 tackles and one tackle for loss ... **10/30 at HOU:** Paced team with 15 tackles (eight solo), one tackle for loss and one QB pressure ... **11/13 at IND:** Intercepted QB Curtis Painter in the fourth quarter and split a sack with John Chick of Painter in the second quarter. Totaled 11 tackles (eight solo) and one tackle for loss ... **11/20 at CLE:** Split a sack with Matt Roth in the third quarter. Led team with 13 tackles (six solo) ... **11/27 vs. HOU:** Forced a fumble by RB Arian Foster in the first quarter that was scooped up by Ashton Youboty and returned 38 yards for a TD ... **12/11 vs. TB:** Intercepted Josh Freeman in the third quarter. Paced team with 12 tackles ... **1/1 vs. IND:** Compiled six tackles before leaving game with a shoulder injury ...

**2010:** Started 13 games at MLB ... Led team with career-high 140 tackles (95 solo) along with a career-high two sacks, five QB pressures and three passes defended ... Had eight double-digit tackle games ... Opened season with eight tackles, one tackle for loss and second career sack on **9/12 vs. MIA** ... Was inactive on **9/19 at GB** and **9/26 at NE** ... Returned to the lineup on **10/3 vs. NYJ** and collected 12 tackles ... Led team with 13 tackles on **10/10 vs. JAX** ... Registered a career-high 18 tackles along with one QB hit and one pass defended on **10/31 at KC** ... Paced team with 15 tackles including two tackles for loss and a sack on **12/5 at MIN** ... DNP on **1/2 at NYJ** ...

**2009:** Started 12 games at MLB ... Voted team captain ... Totaled 115 tackles (92 solo), one sack, three INTs, four passes defended and three forced fumbles ... Tied for second among NFL LBs with three INTs and was first Bills LB with three INTs in a season since 2006 ... Had six tackles in the first half on **9/14 at NE** before leaving game in second quarter with an arm injury ... Inactive for next four games ... Returned to starting lineup on **10/18 at NYJ** and recorded nine tackles, one tackle for loss, one QB hit and an INT. Intercepted Mark Sanchez in overtime which led to the game-winning FG ... Forced a fumble and accumulated nine tackles on **11/1 vs. HOU** ... Recorded first career sack which included a forced fumble on **12/3 vs. NYJ** ... Recorded an INT on **12/3 at KC** ... Tied for a team-high with nine tackles on **12/20 vs. NE** and had an INT in the 1st quarter. Became first Bills LB to post INTs in consecutive games since Bryce Paup in 1995 ...

**2008:** Started all 16 games ... Led team with 129 tackles (90 solo) ... Added four QB pressures, one INT, seven passes defended, one forced fumble and one fumble recovery ... Opened season on **9/7 vs. SEA** and had seven tackles ... Recovered first career fumble on **9/14 vs. OAK** ... Led the team in tackles with 12 on **9/28 at STL** ... Got first career forced fumble on **10/26 at MIA** ... Established a career-high with



# PAUL POSLUSZNY

13 tackles on **11/2 vs. NYJ** and registered first career INT on **12/14** at NYJ ...

**2007:** Started three games as a rookie before suffering a season-ending forearm injury in week three ... Became first Bills rookie MLB to start the season-opener since Shane Conlan in 1987 ... Started first career game on **9/9 vs. DEN** and tied for team lead with 11 tackles ... Led team in tackles with 12 on **9/16 at PIT** ... Totaled three tackles on **9/23 at NE** before leaving game with an arm injury.

**COLLEGE:** Finished career with a school-record 372 tackles ... Started 37 of 44 games ... First player ever to record 100-plus tackles three times in a college career ... Two-time winner of the Bednarik Award for best defensive player in the nation, joining Pat Fitzgerald of Northwestern as the only players to win the award twice ... Won Dick Butkus Award for nation's top LB as a junior ... Served as first junior co-captain at Penn State since 1968 ... Called "best linebacker to ever play at Penn State" by Hall of Fame LB and PSU alum Jack Ham ... Suffered knee injury in Orange Bowl as a junior but returned to lead team with 116 tackles as a senior ... Selected as first-team All-America by the Associated Press, Walter Camp, and the NFL Draft Report ... ESPN Academic All-America for Division I football ... Led team with 116 tackles as a junior and helped lead Penn State to Big Ten Conference and Orange Bowl titles as a junior ... Became only seventh player in school history to earn first-team All-America and Academic All-America honors in the same season ... Became first Big Ten student-athlete selected Football Player of the Week for three consecutive weeks ... Academic All-America selection after earning a 3.66 GPA ... Totaled 104 tackles in 2004 and became first sophomore since 1992 to lead team in tackles ... Also tied for team lead with three sacks ... Changed number to 31 during season to honor former Penn State LB Shane Conlan ... Earned Academic All-District and Academic All-Big Ten honors ... Named to the Sporting News Big Ten Conference All-Freshman team ... Named to Dean's List five out of first six semesters ... Graduated in three and a half years with a degree in finance.

**PERSONAL:** Married (Elizabeth Johnson)... Attended Hopewell High (Pa.) where he lettered in football, basketball and baseball ... Led team to WPIAL and Pennsylvania Class AAA championships as a senior ... Served as team captain ... Totaled 88 tackles and six sacks at LB and set school records with 1,575 rushing yards and 15 TDs as RB ... Named Pittsburgh Post-Gazette, Pittsburgh Tribune-Review and Pittsburgh Athletic Association Player of the Year as senior ... Graduated 17th in his class of 220 with a 3.8 GPA ... Went on a 10-day trip to Iraq to visit military troops in January 2008 ... Brother, Stan, played baseball at West Virginia ... Younger brother, David, played football at Notre Dame ... Interned at UBS Financial Services in Pittsburgh during 2010 offseason ... Full name: Paul Michael Posluszny, pronounced puz-LUZ-nee.



## 2015 GAME-BY-GAME STATISTICS

DATE	OPP	TKL	SOLO	ASST	TFL	SACKS	ST	FF	FR	INT	PD
09/13	vs. Carolina	9	8	1	0	0.0	0	0	0	1	2
09/20	vs. Miami	7	7	0	0	0.0	0	0	0	0	0
09/27	at New England	18	14	4	0	0.0	0	0	0	0	0
10/04	at Indianapolis	5	4	1	1	0.0	0	0	0	0	0
10/11	at Tampa Bay					ina					
10/18	vs. Houston	10	9	1	2	0.0	0	0	0	0	0
10/25	vs. Buffalo	7	6	1	1	0.0	0	0	0	1	1
11/1	BYE WEEK										
11/08	at N.Y. Jets	7	3	4	1	0.0	0	0	0	0	0
11/15	at Baltimore	10	6	4	0	0.0	0	0	0	0	1
11/19	vs. Tennessee	7	7	0	0	0.0	0	0	0	0	0
11/29	vs. San Diego	11	11	0	3	0.0	0	0	0	0	0
12/06	at Tennessee	13	10	3	2	0.0	0	0	0	0	0
12/13	vs. Indianapolis					ina					
12/20	vs. Houston	10	9	1	2	0.0	0	0	0	1	1
12/27	at New Orleans	9	5	4	1	1.0	0	0	0	0	1
01/03	at Houston	10	4	6	0	0.0	0	0	0	0	0
<b>2015 totals:</b>		<b>133</b>	<b>103</b>	<b>30</b>	<b>13</b>	<b>1.0</b>	<b>0</b>	<b>0</b>	<b>0</b>	<b>3</b>	<b>6</b>



## REGULAR SEASON CAREER STATISTICS

YEAR	TEAM	GP/GS	TKL	SOLO	ASST	ST	SACKS	FF	FR	PD
2007	BUF	3/3	26	20	6	1	0.0	0	0	0
2008	BUF	16/16	129	90	39	0	0.0	1	1	7
2009	BUF	12/12	115	92	23	0	1.0	3	0	4
2010	BUF	14/14	140	95	45	0	2.0	0	0	3
2011	JAX	16/16	192*	132*	*60	0	2.0	1	0	2
2012	JAX	16/16	231*	152*	79	0	2.0	2	0	4
2013	JAX	15/15	161*	121*	40	0	3.0	1	1	9
2014	JAX	7/7	69	47	22	0	2.0	0	1	1
2015	JAX	14/14	133*	103*	30	0	1.0	0	0	6
<b>NFL totals: 8 yrs.</b>		<b>113/113</b>	<b>1,196</b>	<b>852</b>	<b>344</b>	<b>1</b>	<b>13.0</b>	<b>8</b>	<b>3</b>	<b>36</b>


\* team leader

## INTERCEPTIONS


TEAM	YEAR	GP/GS	NO	YDS	AVG	LG	TD
2007	BUF	3/3	0	0	0.0	0	0
2008	BUF	16/16	1	9	9.0	9	0
2009	BUF	12/12	3	20	6.7	17	0
2010	BUF	14/14	0	0	0.0	0	0
2011	JAX	16/16	2	2	1.0	2	0
2012	JAX	16/16	3	20	6.7	13	0
2013	JAX	15/15	2	69	34.5	59t	1
2014	JAX	7/7	0	0	0.0	0	0
2015	JAX	14/14	3	25	8.3	19	0
<b>NFL totals: 8 yrs</b>		<b>113/113</b>	<b>14</b>	<b>145</b>	<b>11.6</b>	<b>59t</b>	<b>1</b>



# HAYES PULLARD III



## 52 HAYES PULLARD III



LINEBACKER

6-0 236 LBS.

SOUTHERN CALIFORNIA

BORN APRIL 18, 1992

LOS ANGELES, CALIFORNIA

ACQ: PRACTICE SQUAD (CLEVELAND) 2015

EXP: ROOKIE

**GAMES PLAYED/STARTED:** 2015 (8/2)

**NFL TOTALS:** 8 games, 2 starts

**POSTSEASON TOTALS:** 0 games, 0 starts

**TRANSACTIONS:** Originally drafted by Cleveland in the seventh round (219th overall) of the 2015 Draft ... Waived on 9/5/15 ... Signed by Cleveland to the practice squad on 9/6/15 ... Signed from practice squad to Jacksonville's active roster on 10/28/15 ...

**2015:** Spent the first seven weeks of the 2015 season on Cleveland's practice squad ... Played eight games with two starts at WLB and totaled 19 tackles (13 solo), including one tackle for loss ... Added five special teams tackles ... **11/8 at NYJ:** Inactive ... **11/15 at BAL:** Made his Jaguars debut on special teams ... **11/19 vs. TEN:** Saw action on special teams, making two special teams tackles ... **11/29 vs. S.D.:** Saw action on special teams, recording the Jaguars' first blocked punt since 9/8/13 and a special teams tackle ... **12/6 at TEN:** Saw action on special teams, recording a special teams tackle in the second consecutive game ... **12/13 vs. IND:** Saw action at LB and on special teams ... **12/20 vs. ATL:** Saw action at LB, making two tackles (two solo), and made one special teams tackle ... **12/27 at N.O.:** Recorded his first career start in place of injured LB Telvin Smith ... Tied for the team lead with nine tackles (seven solo), including one tackle for loss ... **1/3 at HOU:** Started at WLB and made eight tackles (four solo) ...

**COLLEGE:** Started all but one of his 52 career games played at USC ... Totaled 377 career tackles, 17 passes defensed, six sacks, three forced fumbles and three interceptions ... Earned All-Pac-12 honors all four years ... Team captain as a junior ... Led the team in total tackles for three seasons, becoming the first player to do so since 1979 ... As a senior in 2014, was a semifinalist for the Butkus Award, given to the top linebacker in the nation ... Recipient of USC's Trojan Commitment Award ...

**PERSONAL:** Attended Crenshaw High School in Los Angeles ... Totaled 66 tackles, two sacks, one interception, one pass defensed, one forced fumble and one fumble recovery ... Carried 63 times for 507 yards and nine TDs at running back ... Also played basketball and ran track ... Given name is Hayes Joseph Pullard III ... Native of Los Angeles ... Father, Hayes Jr., played for the Los Angeles Lakers ... Uncle, Robert, competed as a pole vaulter in the 1976 Olympics ... Graduated from USC with a degree in policy, planning and development.

### 2015 GAME-BY-GAME STATISTICS

DATE	OPP	TKL	SOLO	ASST	TFL	SACKS	ST	FF	FR	INT	PD
09/13	vs. Carolina					--					
09/20	vs. Miami					--					
09/27	at New England					--					
10/04	at Indianapolis					--					
10/11	at Tampa Bay					--					
10/18	vs. Houston					--					
10/25	vs. Buffalo					--					
11/1	BYE WEEK										
11/08	at N.Y. Jets					ina					
11/15	at Baltimore	0	0	0	0	0.0	0	0	0	0	0
11/19	vs. Tennessee	0	0	0	0	0.0	2	0	0	0	0
11/29	vs. San Diego	0	0	0	0	0.0	1	0	0	0	0
12/06	at Tennessee	0	0	0	0	0.0	0	0	0	0	0
12/13	vs. Indianapolis	0	0	0	0	0.0	1	0	0	0	0
12/20	vs. Atlanta	2	2	0	0	0.0	1	0	0	0	0
12/27	at New Orleans	9	7	2	1	0.0	0	0	0	0	0
01/03	at Houston	8	4	4	0	0.0	0	0	0	0	0
<b>2015 totals:</b>		<b>19</b>	<b>13</b>	<b>6</b>	<b>1</b>	<b>0.0</b>	<b>5</b>	<b>0</b>	<b>0</b>	<b>0</b>	<b>0</b>

**Additional statistics:** One blocked punt (11/29/15 vs. S.D.).

### REGULAR SEASON CAREER STATISTICS

YEAR	TEAM	GP/PS	TKL	SOLO	ASST	TFL	SACKS	ST	FF	FR	INT	PD
2015	JAX	8/2	19	13	6	1	0.0	5	0	0	0	0
<b>2015 totals:</b>		<b>8/2</b>	<b>19</b>	<b>13</b>	<b>6</b>	<b>1</b>	<b>0.0</b>	<b>5</b>	<b>0</b>	<b>0</b>	<b>0</b>	<b>0</b>

**Additional statistics:** One blocked punt (11/29/15 vs. S.D.).

# ALLEN ROBINSON

## 15 ALLEN ROBINSON

WIDE RECEIVER  
6-3 215 LBS.  
PENN STATE  
BORN AUGUST 24, 1993  
SOUTHFIELD, MICHIGAN  
ACQ: 2ND ROUND OF 2014 DRAFT (61ST)  
EXP: 2ND YEAR



**GAMES PLAYED/STARTED:** 2014 (10/8), 2015 (16/16)

**NFL TOTALS:** 26 games, 24 starts

**POSTSEASON TOTALS:** 0 games, 0 starts

**TRANSACTIONS:** Originally drafted by Jacksonville in the second round (61st overall) of the 2014 draft.

**PRO:** Second-year WR has played in 26 games with 24 starts ... Was a second-round draft pick of the Jaguars ... His 15.2 average per reception ranks first in franchise history ... As a rookie, ranked third on the team with 48 catches for 548 yards and two TDs despite missing final six games with a foot injury ... Joined Allen Hurns (51-677) as the first rookie duo in NFL history to register 48 or more receptions in a season ... Declared for the NFL Draft following his junior season ... Became only second Penn State player to be drafted by the Jaguars in franchise history ... Was second of two WRs drafted by the Jaguars in the second round (Marqise Lee) ...

**2015:** Will participate in 2016 Pro Bowl on January 31, 2016 ... Led the team with 80 receptions, 1,400 receiving yards and 14 receiving TDs ... Set the Jaguars' single season receiving TD record (14) and became their first 1,000-yard receiver since 2005 (Jimmy Smith) ... Joined Mercedes Lewis (10 in 2010) and Reggie Williams (10 in 2007) as the only players in franchise history to produce 10-plus receiving TDs in a single season ... Became the third Jaguars player to post 1,000 receiving yards in a single season (Jimmy Smith, nine times; Kennan McCardell, four times) ... Joins N.E.'s Rob Gronkowski (1,327-17) in 2011 and MIN's Randy Moss (1,313-17) in 1998 as the only three players age 22 or younger to have registered at least 1,200 receiving yards and 14 TDs in a single season ... Led the league with 31 receptions of 20-plus yards ... Joins teammate Allen Hurns as the first Jaguars duo to each record 1,000-plus receiving yards in the same season since Keenan McCardell (1,110) and Jimmy Smith (1,373) in 2011 ... Joins Demaryius Thomas (2013), Calvin Johnson (2007), Randy Moss (2000, 2003, 2007), Muhsin Muhammad (2004), Marvin Harrison (2000-01), Terrell Owens (2001), Antonio Freeman (1998), Herman Moore (1995) and Jerry Rice (1986, 1989, 1993, 1995) as the only players in NFL history to have posted at least 80 receptions, 1,400 receiving yards and 14 receiving TDs in a single season ... **9/13 vs. CAR:** Made one reception for 27 yards in season opener ... **9/20 vs. MIA:** Had a team-high six receptions for a career-high 155 yards (25.7 avg.) and two TDs, the most receiving yards by a Jaguars player since WR Justin Blackmon had 190 yards on 10/13/13 at Denver ... Became the Jaguars' third player to ever total 150-plus receiving yards and multiple receiving TDs in a single game, joining Jimmy Smith (9/10/00) and Keenan McCardell (12/7/97) ... **9/27 at N.E.:** Had four catches for 68 yards (17.0 rec. avg.), with a long of 37 ... **10/4 at IND:** Had four catches for 80 yards (20.0 rec. avg.) ... **10/11 at T.B.:** Caught seven passes for 72 yards (10.3 rec. avg.) and two TDs ... **10/18 vs. HOU:** Had six receptions for 86 yards (14.3 rec. avg.) and one TD ... **10/25 vs. BUF:** Had six receptions for 98 yards (16.3 rec. avg.) and one TD ... **11/8 at NYJ:** Had six receptions for 121 yards (20.2 rec. avg.) ... **11/15 at BAL:** Had five receptions for 51 yards (10.2 rec. avg.) and one TD ... **11/19 vs. TEN:** Had five receptions for 113 yards (22.6 rec. avg.) ... **11/29 vs. S.D.:** Had five receptions for 56 yards (11.2 rec. avg.) and one TD ... **12/6 at TEN:** Registered single-game career highs in receptions (10) and receiving TDs (three) and totaling the second-most single-game receiving yards (153) of his NFL career ... Became the second player in franchise history to record three receiving TDs in a single game (also Jimmy Smith on Sept. 10, 2000 at Baltimore) ... **12/13 vs. IND:** Had one reception, a four-yard TD in the third quarter ... **12/20 vs. ATL:** Recorded three receptions for 57 yards (19.0 rec. avg.) for one TD ... **12/27 at N.O.:** Caught six passes for 151 yards (25.1 rec. avg.) and one TD, a 90-yard score from QB Blake Bortles ... The 90-yard reception was the longest play from scrimmage in Jaguars history and the longest pass play in the NFL this season ... **1/3 at HOU:** Caught five receptions for 108 yards ...

**2014:** Played in 10 games with eight starts ... Missed the final six games with a foot injury ... Finished with 48 receptions for 548 yards and two TDs, tied for the fourth-most receptions by a Jaguars rookie ... Was ranked tied for first among rookies in receptions at time of his injury and fourth in receiving yards ... **9/7 at PHI:** Made NFL debut and had one reception ... **9/14 at WAS:** Led the team with 75 yards on four receptions including a career-long 54-yard grab in the fourth quarter ... **9/21 at IND:** Made first career start and led the team with a career-high seven receptions for 79 yards (11.3 avg.) including a 21-yard reception ... **10/5 vs. PIT:** Started at WR and produced a team-high five catches for 51 yards (10.2 avg.) with a long of 17 ... **10/12 at TEN:** Had 68 yards on a career-high eight receptions, his fourth straight game with at least five catches ... **10/19 vs. CLE:** Started at WR and led the team with 60 yards on four receptions including a 31-yard touchdown catch in the second quarter for his first career score. Snapped a streak of four straight games with five or more receptions ... **10/26 vs. MIA:** Started at WR and scored a touchdown in his second consecutive

game, hooking up with Blake Bortles for a 48-yard score in the fourth quarter. Led team with five catches for career-high 82 yards ... **11/2 at CIN:** Was targeted eight times and finished with four catches for 35 yards ... **11/9 vs. DAL:** Started at WR and was targeted a team-high 10 times, finishing with five catches for 60 yards (12.0 avg.) with a long of 31 yards ... Was placed on injured reserve on Nov. 17 with a foot injury. Had surgery on Nov. 22.

**COLLEGE:** Played in 35 games with 24 starts at Penn State... Finished career with 177 receptions for 2,474 yards (14.0 avg.) with 17 TDs ... Ranked second in school history for career receptions, topped by only Deon Butler (179, 2005-08), third in receiving yards and fourth in TDs ... Two-time Big Ten Conference Receiver of the Year and earned first-team All-Big Ten honors in back-to-back seasons ... Was just the third WR in school history to earn first-team All-American honors ... Led Big Ten in receptions and receiving yards in each of his last two seasons ... Became first player in school history to register a pair of 60-plus reception seasons ... Only player in school history with multiple 10-catch, 100-yard receiving games, accomplishing the feat four times in his career ... Joined Bobby Engram as the players in school history with multiple 1,000-yard receiving seasons ... Played in 12 games as a junior and totaled a school-record 97 receptions for 1,432 yards and six TDs ... First-team All-Big Ten selection ... Earned seven All-American honors including CBSSports.com first-team All-America ... Had eight 100-yard receiving games and became the third WR in school history with three consecutive 100-yard receiving games ... Had 71 catches for 984 yards in eight conference games ... Four of his six TDs were from 65, 51, 46 and 45 yards ... Became first player since at least 1985 to lead the Big Ten in receptions and receiving yards for consecutive seasons ... Ranked third in the nation in receiving yards per game (119.3) and ninth in receptions per game (8.1 avg.) ... Posted 13 catches of 35-plus yards ... started all 12 games as a sophomore at flanker and earned first-team All-Big Ten honors by the coaches, media, BTN.com and ESPN.com ... Candidate for Biletnikoff Award ... Set school single-season record with 77 catches for 1,013 yards (13.2 avg.) and a career-best 11 TDs ... Marked only the third 1,000-yard receiving season in Penn State history ... Led conference in catches, receptions per game (6.4), receiving yards and receiving TDs ... Had a season-high 10 catches at Virginia ... Delivered one of top receiving efforts in school history with a career-high 197 yards on 10 receptions for three TDs against Indiana ... Appeared in 11 games as a freshman and made one start ... Was one of only four true freshman to see action ... Finished with three receptions for 29 yards ... Was enrolled in the College of Communications.

**PERSONAL:** Single ... Attended Orchard Lake St. Mary's Preparatory School in Michigan ... Led team to Michigan Division III state championship game as a senior ... Had 44 receptions for 720 yards and 10 TDs as a senior ... Returned two punts for TDs and intercepted two passes ... Captain of the basketball team. Led all WRs at combine with 42-inch vertical jump ... Son of Tracie and Allen Robinson ... Born in Detroit ... Full name: Allen Bernard Robinson II.

### 2015 GAME-BY-GAME STATISTICS

DATE	OPP	RECS	YDS	AVG.	LG	TD
09/13	vs. Carolina	1	27	27.0	27	0
09/20	vs. Miami	6	155	25.8	52	2
09/27	at New England	4	68	17.0	37	0
10/04	at Indianapolis	4	80	20.0	48	0
10/11	at Tampa Bay	7	72	10.3	21	2
10/18	vs. Houston	6	86	14.3	25	1
10/25	vs. Buffalo	6	98	16.3	23	1
11/01	BYE WEEK					
11/08	at N.Y. Jets	6	121	20.2	44	0
11/15	at Baltimore	5	51	10.2	16	1
11/19	vs. Tennessee	5	113	22.6	38	0
11/29	vs. San Diego	5	56	11.2	25	1
12/06	at Tennessee	10	153	15.3	44	3
12/13	vs. Indianapolis	1	4	4.0	4t	1
12/20	vs. Atlanta	3	57	19.0	25	1
12/27	at New Orleans	6	151	25.2	90t	1
01/03	at Houston	5	108	21.6	36	0
<b>2015 totals:</b>		<b>80</b>	<b>1,400</b>	<b>17.5</b>	<b>90t</b>	<b>14*</b>

\* single-season franchise record and tied for NFL lead

### REGULAR SEASON CAREER STATISTICS

YEAR	TEAM	GP/GS	RECS	YDS	AVG.	LG	TD
2014	JAX	10/8	48	548	11.4	54	2
2015	JAX	16/16	80	1,400	17.5	90t	14*
<b>NFL totals: 2 yrs.</b>		<b>26/24</b>	<b>128</b>	<b>1,948</b>	<b>15.2</b>	<b>90t</b>	<b>16</b>

\* single-season franchise record and tied for NFL lead

# DENARD ROBINSON

## 16 DENARD ROBINSON

**RUNNING BACK**  
6-0 215 LBS.  
MICHIGAN  
BORN SEPTEMBER 22, 1990  
DEERFIELD BEACH, FLORIDA  
ACQ: 5TH ROUND OF 2013 DRAFT (135TH)  
EXP: 3RD YEAR



**GAMES PLAYED/STARTED:** 2013 (16/0), 2014 (13/9), 2015 (13/3)  
**NFL TOTALS:** 42 games, 12 starts  
**POSTSEASON TOTALS:** 0 games, 0 starts  
**TRANSACTIONS:** Originally drafted by Jacksonville in the fifth round (135th overall) of the 2013 draft.

**PRO:** 2013 fifth-round pick has played 42 games to begin his career with 12 starts, seeing action at QB, WR, RB and on special teams ... Has 222 rushes for 914 yards (4.1 rush avg.), 44 receptions for 289 yards (6.5 rec. avg.) and six kickoff returns for 142 yards (23.67 return avg.) ... Added five special teams tackles ... Has two 100-yard rushing games ... Made transition from collegiate quarterback to WR/RB/QB in the NFL ... Moved into starting lineup at RB in 2014 and had led team in rushing with 582 yards ...

**2015:** Played 13 games with three starts at RB and totaled 67 rushes for 266 yards (4.0 rush avg.) and 21 receptions for 164 yards (7.8 rec. avg.) ... **9/13 vs. CAR:** Rushed five times for 19 yards (3.8 avg.) and recorded two receptions for 26 yards (13.0 avg.) ... **9/20 vs. MIA:** Had one rush for nine yards before exiting the game with a knee injury ... **9/27 at N.E.:** Inactive ... **10/4 at IND:** Inactive ... **10/11 at T.B.:** Inactive ... **10/18 vs. HOU:** Rushed seven times for 19 yards (2.7 rush avg.) and had three receptions for 19 yards (6.3 rec. avg.) ... **10/25 vs. BUF:** Saw action on special teams ... **11/8 at NYJ:** Rushed once for two yards and was active on special teams, recording one special teams tackle ... **11/15 at BAL:** Had one rush for one yard (1.0 rush avg.) ... **11/19 vs. TEN:** Had seven carries for 27 yards (3.9 rush avg.), including a long of 10 ... **11/29 vs. S.D.:** Had three rushes for 23 yards (7.7 rush avg.) and one reception for nine yards (9.0 avg.) ... **12/6 at TEN:** Rushed three times for 21 yards (7.0 rush avg.), had one reception for two yards (2.0 rec. avg.) and two kickoff returns for 54 yards (27.0 avg.) ... **12/13 vs. IND:** Recorded a season-high 14 carries for 75 yards (5.4 rush avg.) and one TD ... Added one reception for 12 yards ... **12/20 vs. ATL:** Earned his first start of the season, rushing 14 times for 28 yards (2.0 rush avg.) and hauled in eight receptions for 46 yards (5.8 rec. avg.) ... **12/27 at N.O.:** Had six rushes for 20 yards (3.3 rush avg.) and five receptions for 51 yards (10.2 rec. avg.) ... **1/3 at HOU:** Started at RB and rushed five times for nine yards (1.8 rush avg.) ...

**2014:** Played in 13 games with nine starts ... Missed the final three games with a foot injury ... Posted team-high 582 yards and four TDs on 135 carries and added 23 receptions for 124 yards ... Added one special teams tackle ... Had first two career 100-yard rushing games ... **9/7 at PHI:** Saw action at RB in season-opener and on special teams, finishing with eight yards on three rushes and a three-yard reception ... **9/28 at SD:** Totaled a then career-high nine rushes for 25 yards and added three receptions for seven yards ... **10/12 at TEN:** Made first career start at RB and had five rushes for 22 yards (4.4 avg.) and three receptions for 14 yards (4.7 avg.) including a career-long 12 yard catch ... **10/19 vs. CLE:** Started at RB and produced career-best totals with 22 rushes for 127 yards (5.8 avg.) and one TD. Scored his first career TD on an eight-yard run in the fourth quarter. Had runs of 20, 14, 13 and 11 yards ... **10/26 vs. MIA:** Recorded second consecutive 100-yard rushing game, rushing for 108 yards on 18 carries (6.0 avg.) including a career-long 41-yard run in the first quarter. Had a 10-yard reception and one special teams tackle. Became first Jaguars player since Maurice Jones-Drew in 2011 to record back-to-back 100-yard rushing games ... **11/2 at CIN:** Had third straight game with 90-plus rushing yards, finishing with 94 yards on 17 carries with a TD and added two receptions or 10 yards ... **11/9 vs. DAL:** Scored a career-high two rushing TDs and finished with 60 yards on 15 carries. Added two receptions for 10 yards. Scored the club's first TD on a 32-yard run in the first quarter ... **11/23 at IND:** Started at RB and produced 25 yards on 14 carries and a season-high four receptions for 47 yards ... **11/30 vs. NYG:** Started at RB and produced 44 yards on 11 carries with a long of 17 yards and added three catches for 10 yards ... **12/7 vs. HOU:** Started at RB and rushed 10 times for 30 yards and was incomplete on his first passing attempt of the season ... **12/14 at BAL:** Inactive (foot) ... Was placed on injured reserve on Dec. 16 ...

**2013:** One of only two rookies (Demetrius McCray) to play in all 16 games ... Had 20 rushes for 66 yards with a long of 24 yards ... Added four kickoff returns for 88 yards (22.0 avg.) and one special teams tackle ... **9/8 vs. KC:** Made NFL debut, seeing action at RB and QB. Had two carries for one yard ... **9/22 at SEA:** Saw action on offense and special teams. Fumbled on exchange with Ace Sanders in Wildcat formation in the third quarter and it was recovered by Seattle. Had one carry for minus-2 yards. Saw action as kick returner and returned two kicks for 54 yards with a long of 27 ... **10/20 vs. SD:** Had one carry for nine yards and also saw action on special teams ... **10/27 vs. SF:** Had a season-high four carries for 15 yards with a long of seven yards ... **11/10 at TEN:** Rushed four times for three yards ... **11/24 at HOU:** Saw action on offense and

on special teams. Attempted his first NFL pass which was incomplete to Cecil Shorts ... **12/15 vs. BUF:** Produced a season-high 28 yards on two carries. Had a 24-yard run in the third quarter but fumbled at the one-yard line and the play resulted in a touchback ... **12/22 vs. TEN:** Had an 11-yard run in the fourth quarter.

**COLLEGE:** Four-year letterman ... Appeared in 49 games, making 37 starts – 35 at QB and two at RB ... Holds the NCAA record for career rushing yards by a QB (4,495) ... Became the first player in NCAA history to pass for 2,500 yards and rush for 1,500 yards in a single season ... Set the NCAA-record for single-season rushing yards by a QB (1,702) ... Fourth player in NCAA history to gain 2,000 yards passing and 1,000 yards rushing in a season twice in his career (2010, 2011) – Brad Smith (Missouri), Joe Webb (UAB) and Colin Kaepernick (Nevada) ... Eighth player in NCAA history to rush for 40 TDs and pass for 40 TDs ... Named All-Big Ten honorable mention as a senior, completing 89 of 166 passes for 1,319 yards, nine TDs and eight INTs ... Rushed 177 times for 1,266 yards and seven TDs and caught three passes for 31 yards ... Started all 13 games at QB as a junior and led team to 11-2 record and Sugar Bowl win ... Named U-M's Bo Schembechler Team MVP ... Totaled 1,176 rushing yards for 16 TDs and threw for 20 passing TDs ... Semifinalist for Davey O'Brien National Quarterback Award ... Took over QB duties and started all 13 games as a sophomore ... Set the single-season Division-I FBS record for rushing yards by a QB and became the only player in NCAA history to both pass and rush for 1,500 yards ... Broke the Big Ten Conference season record with 4,272 yards of total offense (2,570 yards passing and 1,702 yards rushing) ... Set the Michigan single-game record with 502 yards of total offense ... Named 2010 Chicago Tribune Silver Football as the Big Ten Conference MVP ... Selected by the Pro Football Writers Association of America as first-team All-America ... Earned his first varsity letter, playing in all 12 games as a freshman ... Saw action at QB in all 12 games and started one game at RB ... Season totals include 69 rushes for 351 yards and five TDs (ranked 2nd on the team) ... Completed 14 of 31 passes for 188 yards and two TDs ... Majored in general studies.

**PERSONAL:** Single ... Attended Deerfield Beach (Fla.) High School ... Completed 262 of 576 attempts for 4,784 yards and 44 TDs as a three-year starting QB and rushed 217 times for 1,132 yards and 13 TDs ... As a senior, completed 100 of 231 passes for 1,872 yards and 18 TDs and rushed 93 times for 538 yards and eight TDs ... Contributed 19 total TDs during his junior season ... Named Prep Star All-America and named to the publication's Top 250 ... Member of the 2008 FHSAA track state champion on the 4x100-meter relay team ... Nicknamed "Shoelace." ... Twitter handle is @DenardX.

### 2015 GAME-BY-GAME STATISTICS

DATE	OPP	RUSHING					RECEIVING				
		NO	YDS	AVG	LG	TD	NO	YDS	AVG	LG	TD
09/13	vs. Carolina	5	19	3.8	6	0	2	26	13.0	15	0
09/20	vs. Miami	1	9	9.0	9	0	0	0	0.0	0	0
09/27	at New England					ina					
10/04	at Indianapolis					ina					
10/11	at Tampa Bay					ina					
10/18	vs. Houston	7	19	2.7	4	0	3	19	6.3	9	0
10/25	vs. Buffalo	0	0	0.0	0	0	0	0	0.0	0	0
11/01	BYE WEEK										
11/08	at N.Y. Jets	1	2	2.0	2	0	0	0	0.0	0	0
11/15	at Baltimore	1	1	1.0	1	0	0	0	0.0	0	0
11/19	vs. Tennessee	7	27	3.9	10	0	0	0	0.0	0	0
11/29	vs. San Diego	3	23	7.7	19	0	1	9	9.0	9	0
12/06	at Tennessee	3	21	7.0	13	0	1	2	2.0	2	0
12/13	vs. Indianapolis	14	75	5.4	31	1	1	12	12.0	12	0
12/20	vs. Atlanta	14	28	2.0	9	0	8	46	5.8	13	0
12/27	at New Orleans	6	20	3.3	7	0	5	51	10.2	16	0
01/03	at Houston	5	9	1.8	9	0	0	0	0.0	0	0
<b>2015 totals:</b>		<b>67</b>	<b>266</b>	<b>4.0</b>	<b>31</b>	<b>1</b>	<b>21</b>	<b>164</b>	<b>7.8</b>	<b>16</b>	<b>0</b>

### REGULAR SEASON CAREER STATISTICS

RUSHING							
YEAR	TEAM	GP/GS	NO	YDS	AVG	LG	TD
2013	JAX	16/0	20	66	3.3	24	0
2014	JAX	13/9	135	582	4.3	41	4
2015	JAX	13/3	67	266	4.0	31	1
<b>NFL totals: 3 yrs.</b>		<b>42/12</b>	<b>222</b>	<b>914</b>	<b>4.1</b>	<b>41</b>	<b>5</b>

RECEIVING							
YEAR	TEAM	GP/GS	RECS	YDS	AVG	LG	TD
2013	JAX	16/0	0	0	0	0	0
2014	JAX	13/9	23	124	5.4	19	0
2015	JAX	13/3	21	165	7.8	16	0
<b>NFL totals: 3 yrs.</b>		<b>42/12</b>	<b>44</b>	<b>289</b>	<b>6.5</b>	<b>19</b>	<b>0</b>

**Additional statistics: Kickoff returns:** 2-54, LG 31 in 2015; 4-88, LG 27 in 2013  
**Passing:** 0 for 1 in 2013, 0 for 1 in 2014  
**Special teams tackles:** 1 in 2013; 4 in 2015



# TYLER SHATLEY



69

## TYLER SHATLEY

GUARD

6-3 305 LBS.

CLEMSON

BORN MAY 5, 1991

ICARD, NORTH CAROLINA

ACQ: ROOKIE FREE AGENT 2014

EXP: 2ND YEAR



**GAMES PLAYED/STARTED:** 2014 (1/0), 2015 (13/0)

**NFL TOTALS:** 14 games, 0 starts

**POSTSEASON TOTALS:** 0 games, 0 starts

**TRANSACTIONS:** Originally signed by Jacksonville as an undrafted rookie on 5/12/14.

**PRO:** Was one of three undrafted rookies to make opening day roster in 2014 ...

**2015:** Saw action in 13 games, primarily on special teams ... **9/13 vs. CAR:** Saw action on special teams ... **9/20 vs. MIA:** Saw action on special teams ... **9/27 at N.E.:** Saw action on special teams ... **10/4 at IND:** Saw action on special teams ... **10/11 at T.B.:** Inactive ... **10/18 vs. HOU:** Inactive ... **10/25 vs. BUF:** Inactive ... **11/8 at NYJ:** Saw action on special teams ... **11/15 at BAL:** Saw action on special teams ... **11/19 vs. TEN:** Saw action on special teams ... **11/29 vs. S.D.:** Saw action on special teams ... **12/6 at TEN:** Saw action on special teams ... **12/13 vs. IND:** Saw action on special teams ... **12/20 vs. ATL:** Saw action on special teams ... **12/27 at N.O.:** Saw action on special teams ... **1/3 at HOU:** Saw action on special teams and one snap at G ...

**2014:** Earned spot on opening day roster after joining club as a rookie free agent ... Was inactive for 15 games ... Made NFL debut on **11/9 vs. DAL** and played RG for the entire second half.

**COLLEGE:** Began his career as a fullback, before moving to the defensive line in 2010 and the offensive line in the spring of 2012 ... Played in 51 games with 27 starts ... Started 25 games on offense over his final two seasons and registered 60 knockdowns on 1,776 snaps ... As a senior in 2013, was a team captain and earned third-team All-ACC honors ... As a junior in 2013, named a Strength & Conditioning All-American by the NSCA ... Started all 13 games and had 26 knockdowns on 939 snaps ... As a sophomore in 2011, saw action in 14 games with two starts on the defensive line ... Career totals on defense include 41 tackles, 1.5 tackles for loss, one sack, three QB pressures and one pass defense in 444 snaps ... As a freshman in 2010, totaled 11 tackles, 1.5 tackles for loss and one sack in 12 games ... Redshirted during the 2009 season ... Graduated on May 10, 2013 with a degree in civil engineering.

**PERSONAL:** Attended East Burke (Icard, N.C.) High School where he was the No. 3 rated FB in the nation by Tom Lemming ... Did not play on the offensive line in HS ... As a FB, had 2,000 rushing yards and 31 TDs in his junior and senior seasons ... Totaled 51 tackles and nine tackles for loss as a senior ... Also served as the team's punter and averaged 40.7 yards per punt ... Coached by Mike Biggerstaff ... Full name is Christian Tyler Shatley.



# DAN SKUTA

55

## DAN SKUTA



LINEBACKER

6-2 265 LBS.

GRAND VALLEY STATE

BORN APRIL 21, 1986

FLINT, MICHIGAN

ACQ: UNRESTRICTED FREE AGENT (SAN FRANCISCO) 2015

EXP: 7TH YEAR

**GAMES PLAYED/STARTED:** 2009 (8/0), 2010 (16/1), 2011 (16/3), 2012 (16/0), 2013 (16/8), 2014 (14/11), 2015 (13/8)

**NFL TOTALS:** 99 games, 31 starts

**JAGUARS TOTALS:** 13 games, 8 starts

**POSTSEASON TOTALS:** 6 games, 2 starts

**TRANSACTIONS:** Originally signed by Cincinnati as an undrafted rookie on 4/30/09 ... Waived on 9/5/09 ... Signed by Cincinnati to the practice squad on 9/6/09 ... Promoted to Cincinnati's 53-man roster on 10/8/09 ... Signed by San Francisco as an unrestricted free agent on 3/14/13 ... Signed by Jacksonville as an unrestricted free agent on 3/11/15.

**PRO:** Seventh-year OLB has spent time with Cincinnati and San Francisco before signing as an unrestricted free agent with Jacksonville on March 11, 2015 ... Versatile athlete has appeared in games at OLB, MLB, DE and FB ... Has played in 99 games with 31 career starts ... Career totals include 117 tackles (81 solo), 7.0 sacks, five passes defended, nine QB hits, 11 tackles for loss, six forced fumbles and one fumble recovery ... Has seen action in six postseason games, totaling four tackles, including 2.0 sacks ...

**2015:** Played in 13 games with eight starts at OTTO in his first season with the Jaguars ... Made 37 tackles (31 solo), including three tackles for loss, 1.5 sacks, one pass defended and one forced fumble ... **9/13 vs. CAR:** Made six tackles (six solo), including one sack in Jaguars debut ... **9/20 vs. MIA:** Made two tackles (two solo), including one tackle for loss, and one pass defended ... **9/27 at N.E.:** Made two tackles (two solo) ... **10/4 at IND:** Made four tackles (three solo) and one forced fumble ... **10/11 at T.B.:** Made three tackles (three solo), including one tackle for loss ... **10/18 vs. HOU:** Made two tackles (one solo), including a half-sack ... Added two special teams tackles ... **10/25 vs. BUF:** Made six tackles (six solo) ... **11/8 at NYJ:** Started at OTTO, making one tackle (one solo) ... **11/15 at BAL:** Inactive with groin injury ... **11/19 vs. TEN:** Started at OTTO, making one tackle (one solo) ... **11/29 vs. S.D.:** Inactive ... **12/6 at TEN:** Inactive ... **12/13 vs. IND:** Started at OTTO and made one tackle (one solo) ... **12/20 vs. ATL:** Started at OTTO and made one tackle (one solo) ... **12/27 at N.O.:** Started at OTTO and made four tackles (three solo) ... **1/3 at HOU:** Made four tackles (one solo) ...

**2014:** Started a career-high 11 of 14 games and had the best statistical season of his career ... Posted career-highs in tackles (27), sacks (5.0), QB hits (five), tackles for loss (five) and forced fumbles (three) ... Started the season opener and totaled two tackles and one forced fumble on **9/7 at DAL** ... Registered a career-high 2.0 sacks and forced one fumble on **10/13 at STL** ... Started at LB and made a season-high five tackles (four solo), including 1.0 sack on **12/7 at OAK** ... Registered two tackles, including a sack in a second straight game on **12/14 at SEA** ... Started at LB and posted a sack in a third straight game on **12/20 vs. S.D.** ... Registered three tackles (one solo) in the season finale on **12/28 vs. ARI** ...

**2013:** Played in all 16 games for the fourth consecutive season and made eight starts in his first season with San Francisco after signing as an unrestricted free agent ... Season totals included 22 tackles (15 solo), two passes defended, three QB hits, three tackles for loss and one fumble recovery ... Made one special teams tackle in the season-opener on **9/8 vs. G.B.** ... Made his first start of the season on **9/26 at STL** and had one solo tackle and one special teams tackle ... Posted three solo tackles, including one tackle for loss on **10/6 vs. HOU** ... Registered a career-high six solo tackles, including one tackle for loss and recovered a fumble and returned it 47 yards for a TD on **10/27 at JAX (London)** ... Started at LB and made four tackles (two solo) and two passes defended on **11/10 vs. CAR** ... Made two special teams tackles on **12/23 vs. ATL** ... Saw action in all three postseason games ... Saw action at LB and on special teams in the Wild Card Playoff game on **1/5/14 at G.B.** ... Posted his first career postseason sack in the Divisional Playoff Round on **1/12/14 at CAR** ... Registered a sack in his second straight postseason game in the NFC Championship game on **1/19/14 at SEA** ...

**2012:** Saw action in all 16 games for the third consecutive season ... Season totals included 10 tackles (five solo), one pass defended and 11 special teams tackles ... Registered a special teams tackle in the first five games of the season ... Posted one solo tackle on **9/10 at BAL** in the season opener ... Made a season-high two special teams tackles on **11/4 vs. DEN** ... Posted a season-high four tackles (one solo) in the season finale on **12/30 vs. BAL** ... Saw action in the Wild Card Playoff game and made one solo tackle on **1/5/13 at HOU** ...

**2011:** Played in all 16 games for the second straight season and made three starts

at MLB ... Season totals included 20 tackles (nine solo), 0.5 sacks, one forced fumble and 11 special teams tackles ... Posted four tackles (one solo) and made a half-sack, the first of his career, on **9/25 vs. S.F.** ... Made his first start of the season at MLB and posted a season-high five tackles (two solo) on **10/16 vs. IND** ... Started a second straight game at MLB on **10/30 at SEA** and made two solo tackles ... Started a third consecutive game at MLB and totaled four tackles (three solo) on **11/6 at TEN** ... Registered a season-high three special teams tackles on **11/27 vs. CLE** ... Posted two tackles (one solo) and one special teams tackle in the season finale on **1/1 vs. BAL** ... Saw action at LB and on special teams in the Wild Card Playoff Game on **1/7/12 at HOU** and made one solo tackle ...

**2010:** Saw action in all 16 games for the first time in his career and added one start ... Posted a career-high 15 special teams tackles ... Posted a season-high three special teams tackles on **9/19 vs. BAL** ... Made two special teams tackles on **10/24 at ATL** ... Posted two special teams tackles on **11/14 at IND** ... Started the first game of his career at FB on **12/5 vs. N.O.** and matched his season-high of three special teams tackles ... Made one special teams tackle in the season finale on **1/2/11 at BAL** ...

**2009:** Played in eight games as a rookie after originally signing as an undrafted free agent ... Made his NFL debut on **10/11 at BAL** after being promoted to the active roster from the team's practice squad on Oct. 8 ... Posted two special teams tackles on **11/15 at PIT** ... Registered two special teams tackles on **11/22 at OAK** ... Made a season-high three special teams tackles on **12/20 at S.D.** ... Made one special teams tackle in the season finale on **1/3/10 at NYJ** ... Made his postseason debut in the Wild Card Playoff Round on **1/9/10 vs. NYJ** and posted one special teams tackle.

**COLLEGE:** First-team All-America honors in NCAA Division II as a senior at Grand Valley State (Allendale, Mich.), and helped lead his teams to four-year record of 51-2, with two national titles ... Played DL and LB during his four seasons (2005-08) ... Posted 33.5 career sacks, the third-most in NCAA Division II history ... Team won by 24 or more points in 25 of his 53 career games ... Started his college career 40-0, going 13-0, 15-0 and 12-0 before losing in the 2007 NCAA Division II playoffs.

**PERSONAL:** Native of Burton, Mich. ... Attended Carman-Ainsworth (Mich.) High School where he was a two-way senior and tallied 116 tackles and rushed for 1,092 yards and 20 TDs ... Also letter in baseball ... Hobbies include snowmobiling, dirt bike riding, fishing and hunting ... Last name is pronounced "SKOO-tuh" ... Twitter handle is @DSkuta51.

### 2015 GAME-BY-GAME STATISTICS

DATE	OPP	TKL	SOLO	ASST	TFL	SACKS	ST	FF	FR	INT	PD
09/13	vs. Carolina	6	6	0	1	1.0	1	0	0	0	0
09/20	vs. Miami	2	2	0	1	0.0	0	0	0	0	1
09/27	at New England	2	2	0	0	0.0	0	0	0	0	0
10/04	at Indianapolis	4	3	1	0	0.0	0	1	0	0	0
10/11	at Tampa Bay	3	3	0	1	0.0	0	0	0	0	0
10/18	vs. Houston	2	1	1	0	0.5	2	0	0	0	0
10/25	vs. Buffalo	6	6	0	0	0.0	0	0	0	0	0
11/1	BYE WEEK										
11/08	at N.Y. Jets	1	1	0	0	0.0	0	0	0	0	0
11/15	at Baltimore	ina									
11/19	vs. Tennessee	1	1	0	0	0.0	0	0	0	0	0
11/29	vs. San Diego	ina									
12/06	at Tennessee	ina									
12/13	vs. Indianapolis	1	1	0	0	0.0	0	0	0	0	0
12/20	vs. Atlanta	1	1	0	0	0.0	0	0	0	0	0
12/27	at New Orleans	4	3	1	0	0.0	0	0	0	0	0
01/03	at Houston	4	1	3	0	0.0	0	0	0	0	0
<b>2015 totals:</b>		<b>37</b>	<b>31</b>	<b>6</b>	<b>3</b>	<b>1.5</b>	<b>3</b>	<b>1</b>	<b>0</b>	<b>0</b>	<b>1</b>

### REGULAR SEASON CAREER STATISTICS

YEAR	TEAM	GP/GS	TKL	SOLO	ASST	TFL	SACKS	FF	FR	INT	PD
2009	CIN	8/0	0	0	0	0	0.0	0	0	0	0
2010	CIN	16/1	1	0	1	0	0.0	1	0	0	0
2011	CIN	16/3	20	9	11	0	0.5	1	0	0	0
2012	CIN	16/0	10	5	5	0	0.0	0	0	0	1
2013	S.F.	16/8	22	15	7	3	0.0	0	1	0	2
2014	S.F.	14/11	27	21	6	5	5.0	3	0	0	1
2015	JAX	13/8	37	31	6	3	1.5	1	0	0	1
<b>NFL totals: 7 yrs.</b>		<b>99/31</b>	<b>117</b>	<b>81</b>	<b>36</b>	<b>11</b>	<b>7.0</b>	<b>6</b>	<b>1</b>	<b>0</b>	<b>5</b>

**Additional statistics:** Special teams tackles: 66 over career; three in 2015, six in 2014, six in 2013, 17 in 2012, 11 in 2011, 15 in 2010 and eight in 2009.

### POSTSEASON CAREER STATISTICS

YEAR	TEAM	GP/GS	TKL	SOLO	ASST	SACKS	FF	FR	INT	PD
2009	CIN	1/0	0	0	0	0.0	0	0	0	0
2011	CIN	1/0	1	1	0	0.0	0	0	0	0
2012	CIN	1/0	1	1	0	0.0	0	0	0	0
2013	S.F.	3/0	2	2	0	2.0	0	0	0	0
<b>NFL totals: 7 yrs.</b>		<b>6/0</b>	<b>4</b>	<b>4</b>	<b>0</b>	<b>2.0</b>	<b>0</b>	<b>0</b>	<b>0</b>	<b>0</b>

**Additional statistics:** Special teams tackles: 3 over career; two in 2013, one in 2009.

# CHRIS SMITH



## 2015 GAME-BY-GAME STATISTICS

DATE	OPP	TKL	SOLO	ASST	TFL	SACKS	ST	FF	FR	INT	PD
09/13	vs. Carolina	4	4	0	1	0.0	0	0	0	0	1
09/20	vs. Miami	2	1	1	0	0.0	0	0	0	0	0
09/27	at New England	1	0	1	0	0.5	0	0	0	0	0
10/04	at Indianapolis					ina					
10/11	at Tampa Bay					ina					
10/18	vs. Houston					ina					
10/25	vs. Buffalo					ina					
11/1	BYE WEEK										
11/08	at N.Y. Jets					ina					
11/15	at Baltimore					ina					
11/19	vs. Tennessee					ina					
11/29	vs. San Diego	1	1	0	0	0.0	0	0	0	0	0
12/06	at Tennessee					ina					
12/13	vs. Indianapolis	2	2	0	0	0.0	0	0	0	0	0
12/20	vs. Atlanta	0	0	0	0	0.0	0	0	0	0	0
12/27	at New Orleans					ina					
01/03	at Houston					ina					
<b>2015 totals:</b>		<b>10</b>	<b>8</b>	<b>2</b>	<b>1</b>	<b>0.5</b>	<b>0</b>	<b>0</b>	<b>0</b>	<b>0</b>	<b>1</b>



## REGULAR SEASON CAREER STATISTICS

YEAR	TEAM	GP/GS	TKL	SOLO	ASST	TFL	SACKS	ST	FF	FR	INT	PD
2014	JAX	7/0	5	3	1	1.0	3.0	0	1	0	0	0
2015	JAX	6/0	10	8	2	1.0	0.5	0	0	0	0	1
<b>NFL totals: 2 yrs.</b>		<b>13/0</b>	<b>15</b>	<b>11</b>	<b>3</b>	<b>2.0</b>	<b>3.5</b>	<b>0</b>	<b>1</b>	<b>0</b>	<b>0</b>	<b>1</b>

98

## CHRIS SMITH

DEFENSIVE END  
6-1 270 LBS.


ARKANSAS

BORN FEBRUARY 11, 1992

MOUNT ULLA, NORTH CAROLINA

ACQ: 5TH ROUND OF 2014 DRAFT (159TH)

EXP: 2ND YEAR



**GAMES PLAYED/STARTED:** 2014 (7/0), 2015 (6/0)

**NFL TOTALS:** 13 games, 0 starts

**POSTSEASON TOTALS:** 0 games, 0 starts

**TRANSACTIONS:** Originally drafted by Jacksonville in the fifth round (159th overall) of the 2014 draft.

**PRO:** Second-year DE was a fifth-round draft pick in 2014 ... Has played in 13 games and totaled 15 tackles (11 solo), 3.5 sacks, two tackles for loss, four QB hits, one forced fumble and one pass defended ...

**2015:** Saw action in six games at DT and totaled 10 tackles (eight solo), including one tackle for loss, one pass defended and 0.5 sacks ... **9/13 vs. CAR:** Made a career-high four tackles (four solo), including one tackle for loss and one pass defended ... **9/20 vs. MIA:** Made two tackles (one solo) ... **9/27 at N.E.:** Recorded 0.5 sacks on Patriots QB Tom Brady ... **10/4 at IND:** Inactive ... **10/11 at T.B.:** Inactive ... **10/18 vs. HOU:** Inactive ... **10/25 vs. BUF:** Inactive ... **11/8 at NYJ:** Inactive ... **11/15 at BAL:** Inactive ... **11/19 vs. TEN:** Inactive ... **11/29 vs. S.D.:** Made one tackle (one solo) ... **12/6 at TEN:** Inactive ... **12/13 vs. IND:** Saw action at DE and made two tackles (two solo) ... **12/20 vs. ATL:** Saw action at DE and on special teams ... **12/27 at N.O.:** Inactive ... **1/3 at HOU:** Inactive ...

**2014:** Appeared in seven games as a rookie ... Finished with three sacks along with five tackles ... Made opening day roster but was waived on Sept. 13 and signed to practice squad on Sept. 15 ... Promoted to 53-man roster on Oct. 20 ... **10/26 vs. MIA:** Made NFL debut and saw action on special teams ... **11/2 at CIN:** Split a sack with Ryan Davis on the Bengals first possession, the first sack of his career ... **11/23 at IND:** Sacked Andrew Luck in the first quarter and forced a fumble that was recovered by Sen'Derrick Marks ... **11/30 vs. NYG:** Inactive ... **12/7 vs. HOU:** Split a sack with Sen'Derrick on the Texans' first possession and had two QB hits ... **12/18 vs. TEN:** Totaled two solo tackles including one sack. Took down Charlie Whitehurst for a five-yard sack in the second quarter ... **12/28 at HOU:** Inactive.

**COLLEGE:** Four-year letterman ... Appeared in 43 games with 27 starts, 15 at strong-side DE and 12 on the weak-side ... Started final 24 games of his career ... Career totals include 122 tackles (64 solo), 21.5 sacks, 30.5 tackles for loss and 20 QB pressures ... Also forced and recovered one fumble and registered seven passes defended ... One of five players in school history with 20-plus sacks ... Holds top-ten marks in single-season sacks marks with 9.5 as a junior in 2012 (7th all-time) and 8.5 as a senior in 2013 (8th all-time) ... Started all 12 games at DE ... Earned All-America honorable mention and second-team All-SEC honors ... Received second-team All-SEC honors from the league's coaches ... Registered 36 tackles (22 solo), one fumble recovery, one pass defended and six QB hurries ... Led the team and ranked fourth in the SEC (30th nationally) with 8.5 sacks ... Led the team with 11.5 tackles for loss ... Started all 12 games at DE as a junior ... Named honorable mention All-SEC after posting 52 tackles (28 solo), a team-leading 13 tackles for loss, a team-high 9.5 sacks (which also ranked fourth in the SEC), 12 QB pressures, one forced fumble and four passes defended ... Played in all 13 games as a sophomore, earning three starts at DE ... Season totals included 31 tackles (13 solo), 3.5 sacks, six tackles for loss, two QB pressures and one pass defended ... Finished his sophomore season with two tackles for loss in a win over Kansas State in the Cotton Bowl ... Appeared in six games at DE as a freshman ... Totaled three tackles and one pass defended ... Was enrolled in Fulbright College of Arts and Sciences.

**PERSONAL:** Son of Sherry and William Smith ... Native of Mount Ulla, N.C. ... Attended West Rowan (Mount Ulla, N.C.) High School, where he played for head coach Scott Young ... Led team to back-to-back state championships including 30 straight victories ... Over his junior and senior season, compiled more than 200 tackles and 48 sacks ... As a senior, earned AP All-State honors for the second-straight season ... Prior to the playoffs, totaled 98 tackles, 16.5 sacks, 36 QB pressures, 11 passes defended, four tackles for loss, three forced fumbles and one fumble recovery ... Named team MVP en route to leading team to a 16-0 record and a second-straight NCHSAA Class 3A State Championship ... Named Defensive MVP in the North Carolina-South Carolina All-Star game ... As a junior in 2008, totaled 117 tackles, 25 sacks, two forced fumbles, two passes defended, 44 quarterback pressures en route to All-Conference and All-County honors ... Named to the AP all-state team after leading team to a 15-1 record and a NCHSAA Class 3A State Championship ... Twitter handle is @98ChrisSmith.

# TELVIN SMITH

50

## TELVIN SMITH

LINEBACKER

6-3 223 LBS.


FLORIDA STATE

BORN APRIL 11, 1991

VALDOSTA, GEORGIA

ACQ: 5TH ROUND OF 2014 DRAFT (144TH)

EXP: 2ND YEAR



**GAMES PLAYED/STARTED:** 2014 (16/10), 2015 (14/14)

**NFL TOTALS:** 30 games, 24 starts

**POSTSEASON TOTALS:** 0 games, 0 starts

**TRANSACTIONS:** Originally drafted by Jacksonville in the fifth round (144th overall) of the 2014 draft.

**PRO:** Second-year LB who has played in 30 games with 24 starts ... Totals include 22 tackles for loss, 11 passes defended, three forced fumbles, two fumble recoveries and two INTs ... Smith's 227 tackles are the most ever by a Jaguars player in his first two seasons ... His streak of 16 straight games with six-plus tackles is also the NFL's longest active streak ... 2014 fifth-round draft choice played in all 16 games as a rookie and made 10 starts ... Ranked third among all NFL rookies with 99 tackles and joined Baltimore's C.J. Mosley as the only rookies to register an INT and multiple sacks ... Recorded double-digit tackles in four games ...

**2015:** Played and started in 14 games at WLB in his second season with the Jaguars ... Finished second on the team with 128 tackles, the most in the NFL by a player in his first or second season ... Added seven passes defended, the second-most on the team ... Has registered six-plus tackles in 16 consecutive games played, the longest active streak in the NFL ... **9/13 vs. CAR:** Recorded nine tackles (seven solo) and three tackles for loss ... **9/20 vs. MIA:** Led the team with nine tackles (six solo) and recorded one pass defended ... **9/27 at N.E.:** Recorded 11 tackles (seven solo) in team's road opener ... **10/4 at IND:** Made eight tackles (six solo) and 0.5 sacks ... **10/11 at T.B.:** Recorded 14 tackles (13 solo) and one tackle for loss ... **10/18 vs. HOU:** Made seven tackles (seven solo), including one tackle for loss ... **10/25 vs. BUF:** Made a team-high nine tackles (eight solo), including two tackles for loss and three passes defended ... Recorded his first career TD, intercepting QB E.J. Manuel and returning it 26 yards for the second-quarter score ... **11/8 at NYJ:** Made seven tackles (five solo), including two passes defended, one forced fumble and a tackle for loss ... **11/15 at BAL:** Led the team with 12 tackles (five solo) ... **11/19 vs. TEN:** Had nine tackles (eight solo), including one tackle for loss ... **11/29 vs. S.D.:** Had seven tackles (six solo) ... **12/6 at TEN:** Registered nine tackles (seven solo), two sacks, including one sack-fumble ... First Jaguars LB with multiple sacks in a single game since Paul Posluszny registered 2.0 sacks in Week 17 of the 2012 season and is just the sixth linebacker in franchise history to accomplish the feat, joining Posluszny, Mike Peterson, Akin Ayodele, Kevin Hardy (two games with multiple sacks) and Brant Boyer (two games with multiple sacks) ... **12/13 vs. IND:** Started at WLB and made nine tackles (eight solo), including one tackle for loss ... Added one pass defended ... **12/20 vs. ATL:** Started at WLB and made six tackles (six solo) and one tackle for loss ... **12/27 at N.O.:** Inactive ... **1/3 at HOU:** Inactive ...

**2014:** Appeared in all 16 games and made 10 starts at LB ... Ranked second on team with 99 tackles (68 solo) and nine tackles for loss ... Had a team-high two fumble recoveries along with four passes defended, one QB hit and one forced fumble ... Added five special teams tackles ... Ranked third among all NFL rookies in tackles ... **9/7 at PHI:** Made NFL debut and posted three solo tackles with one stop for loss ... **9/14 at WAS:** Produced four tackles (two solo) including his first career sack. Sacked QB Kirk Cousins for an 11-yard loss in the fourth quarter ... **10/5 vs. PIT:** Made first career start and totaled four tackles (two solo) and added one special teams tackle ... **10/12 at TEN:** Made second consecutive start and posted two solo tackles ... **10/19 vs. CLE:** Produced a sack/forced fumble, interception and two passes defended. Registered a sack/forced fumble of Brian Hoyer in the third quarter and the ball was recovered by Paul Posluszny. With 5:21 remaining in the game, Smith picked off Hoyer and returned it 15 yards to set up a Jaguars TD. Named AFC Defensive Player of the Week ... **11/2 at CIN:** Racked up seven tackles (five solo) along with one special teams tackle ... **11/23 at IND:** Started at LB and paced the team with 12 tackles (nine solo) along with two fumble recoveries and two tackles for loss. Recovered an Andrew Luck fumble in the first quarter and a Dan Herron fumble in the second quarter. Added one special teams tackle ... **11/30 vs. NYG:** Started at LB and had double-digit tackles for the second straight game, finishing with 10 stops (eight solo) ... **12/18 vs. TEN:** Compiled a then career-high 15 tackles (10 solo) including one for loss ... **12/28 at HOU:** Registered a career-high 16 tackles (11 solo) in the season-finale.

**COLLEGE:** Appeared in 54 games with 15 starts ... Totaled 214 tackles (139 solo) with seven sacks, 29 tackles for loss and six QB pressures ... Added four fumble recoveries and two forced fumbles ... Had 10 passes defended and four INTs, three returned for TDs ... Started all 14 games as a senior ... Tallied a team-high 90 tackles (61 solo), three INTs, 9.5 tackles for loss, two sacks, two fumble recoveries and four passes defended ... Lined up at WLB, OLB and MLB ... Recorded three INTs and tied the school single-season record with three returned for TDs ... Named to All-American

Sleeper Team by The NFL Draft Report ... First-team All-ACC selection by the league's coaches, ESPN.com and The Sporting News ... Returned INTs 68 yards for a score against Bethune-Cookman and 79 yards against Idaho ... Played in all 14 games as a junior and posted 64 tackles (37 solo), 9.5 tackles for loss, one sack and three passes defended ... Added one forced fumble and two QB pressures ... Despite not starting a game, he ranked third on the team in tackles ... Appeared in 12 games as a sophomore with one start while seeing action at LB and on special teams ... Totaled 42 tackles (28 solo), three sacks, 8.5 tackles for loss, two fumble recoveries, one forced fumble, one INT and two QB pressures ... Played in all 14 games as a true freshman ... Totaled 18 tackles (13 solo), one sack and 1.5 tackles for loss ... Excelled on special teams especially on kickoff return coverage ... Named one of two Special Teams Newcomers of the Year at the annual football banquet ... Majored in sports administration.

**PERSONAL:** Attended Lowndes High School in Georgia ... Received four-star ranking from Rivals.com and a three-star rating from Scout.com ... Super Prep All-State selection ... Registered 109 tackles (84 solo) as a senior with a pair of INTs ... Recorded 97 tackles, 16 tackles for loss and two INTs as a junior, leading team to Class 5A championship ... Played in the Georgia Athletic Coaches Association North/South All-Star Classic ... Played high school and college football with his cousin, Greg Reid, who plays for the St. Louis Rams.



### 2015 GAME-BY-GAME STATISTICS

DATE	GAME	TKL	SOLO	ASST	TFL	SACKS	ST	FF	FR	PD	INT
09/13	vs. Carolina	9	7	2	3	0.0	0	0	0	0	0
09/20	vs. Miami	9	6	3	0	0.0	0	0	0	1	1
09/27	at New England	11	7	4	0	0.0	0	0	0	0	0
10/04	at Indianapolis	9	5	4	1	0.5	0	0	0	0	0
10/11	at Tampa Bay	14	13	1	1	0.0	0	0	0	0	0
10/18	vs. Houston	7	7	0	1	0.0	0	0	0	0	0
10/25	vs. Buffalo	9	8	1	2	0.0	0	0	0	3	1
11/1	BYE WEEK										
11/08	at N.Y. Jets	8	6	2	1	0.0	0	1	0	2	0
11/15	at Baltimore	12	5	7	0	0.0	0	0	0	0	0
11/19	vs. Tennessee	9	8	1	1	0.0	0	0	0	0	0
11/29	vs. San Diego	7	6	1	0	0.0	0	0	0	0	0
12/06	at Tennessee	9	7	2	1	2.0	0	1	0	0	0
12/13	vs. Indianapolis	9	8	1	1	0.0	0	0	0	1	0
12/20	vs. Atlanta	6	6	0	1	0.0	0	0	0	0	0
12/27	vs. New Orleans					ina					
01/03	at Houston					ina					
<b>2015 totals:</b>		<b>128</b>	<b>99</b>	<b>29</b>	<b>13</b>	<b>2.5</b>	<b>0</b>	<b>2</b>	<b>0</b>	<b>7</b>	<b>1</b>




### REGULAR SEASON CAREER STATISTICS

YEAR	TEAM	GP/GS	TKL	SOLO	ASST	TFL	SACKS	ST	FF	FR	PD	INT
2014	JAX	16/10	99	68	31	9	2.0	4	1	2	4	1
2015	JAX	14/14	128	99	29	13	2.5	0	2	0	7	1
<b>NFL totals: 2 yrs.</b>		<b>30/24</b>	<b>227</b>	<b>167</b>	<b>60</b>	<b>22</b>	<b>4.5</b>	<b>4</b>	<b>3</b>	<b>2</b>	<b>11</b>	<b>2</b>



# NEAL STERLING



**87**

**NEAL STERLING**

**WIDE RECEIVER**  
 6-4 240 LBS.  
 MONMOUTH  
 BORN JANUARY 14, 1992  
 BELMAR, NEW JERSEY  
 ACQ: 7TH ROUND OF 2015 DRAFT (220TH)  
 EXP: ROOKIE

**GAMES PLAYED/STARTED:** 2015 (9/0)  
**NFL TOTALS:** 9 games, 0 starts  
**POSTSEASON TOTALS:** 0 games, 0 starts  
**TRANSACTIONS:** Originally drafted by Jacksonville in the fifth round (144th overall) of the 2014 draft ... Waived on 9/5/15 ... Signed to the practice squad on 9/6/15 ... Promoted to the active roster on 10/20/15 ...

**PRO:** Missed the first three games of the preseason slate with a hamstring injury ... First player selected from Monmouth in Jaguars draft history ... Second player from Monmouth selected in the NFL Draft ...

**2015:** Spent the first six weeks of his rookie season on the practice squad before promotion to the active roster ... Played in nine games on special teams ... **10/25 vs. BUF:** Made his NFL debut and saw action on special teams ... **11/8 at NYJ:** Saw action on special teams ... **11/15 at BAL:** Saw action on special teams ... **11/19 vs. TEN:** Saw action on special teams ... **12/29 vs. S.D.:** Inactive ... **12/6 at TEN:** Saw action on special teams ... **12/13 vs. IND:** Saw action on special teams ... **12/20 vs. ATL:** Saw action on special teams and made one special teams tackle ... **12/27 at N.O.:** Saw action on special teams ... **1/3 at HOU:** Saw action on special teams ...

**COLLEGE:** Career totals include 212 receptions, 2,615 yards and 22 touchdowns in 43 career games ... Finished his career as the most decorated Monmouth wide receiver since Miles Austin, finishing in the top three in every Monmouth receiving record ... Became the school's all-time leader in receptions in Monmouth's second-to-last game of his senior season against top-ranked Coastal Carolina ...

**HIGH SCHOOL:** Played wide receiver and safety under coach Pete Cahill at Manasquan High School ... Helped lead the Warriors to a 9-3 record and a National-Division Championship ... Earned First Team All-Shore Conference, All-Monmouth County and All-Division honors at WR in 2009 ... Recorded 40 catches for 700 yards with 8 TDs as a senior ... Led Manasquan to back-to-back NJSIAA ... Tallied 50 tackles and one INT as a safety in 2009 ... Manasquan won the Group II Central Jersey State Championship with Sterling in 2008 ... Member of National Honor Society.

**PERSONAL:** Son of Michael and Tina Sterling ... Majored in health studies and physical education.

## 2015 GAME-BY-GAME STATISTICS

DATE	GAME	RECs	YDS	AVG.	LG	TD
09/13	vs. Carolina			ps		
09/20	vs. Miami			ps		
09/27	at New England			ps		
10/04	at Indianapolis			ps		
10/11	at Tampa Bay			ps		
10/18	vs. Houston			ps		
10/25	vs. Buffalo	0	0	0.0	0	0
11/01	BYE WEEK					
11/08	at N.Y. Jets	0	0	0.0	0	0
11/15	at Baltimore	0	0	0.0	0	0
11/19	vs. Tennessee	0	0	0.0	0	0
11/29	vs. San Diego			ina		
12/06	at Tennessee	0	0	0.0	0	0
12/13	vs. Indianapolis	0	0	0.0	0	0
12/20	vs. Atlanta	0	0	0.0	0	0
12/27	at New Orleans	0	0	0.0	0	0
01/03	at Houston	0	0	0.0	0	0
<b>2015 totals:</b>		<b>0</b>	<b>0</b>	<b>0</b>	<b>0</b>	<b>0</b>

**Additional statistics:** one special teams tackle

## REGULAR SEASON CAREER STATISTICS

YEAR	TEAM	GP/GS	RECs	YDS	AVG.	LG	TD
2015	JAX	9/0	0	0	0.0	0	0
<b>2015 totals:</b>	<b>1 yr.</b>	<b>9/0</b>	<b>0</b>	<b>0</b>	<b>0</b>	<b>0</b>	<b>0</b>



# JULIUS THOMAS

## 80 JULIUS THOMAS



TIGHT END  
6-5 260 LBS.


PORTLAND STATE

BORN JUNE 27, 1988

STOCKTON, CALIFORNIA

ACQ: UNRESTRICTED FREE AGENT (DENVER) 2015

EXP: 5TH YEAR



**GAMES PLAYED/STARTED:** 2011 (5/1), 2012 (4/0), 2013 (14/14, 3/3), 2014 (13/10, 1/0), 2015 (12/10)

**NFL TOTALS:** 48 games, 35 starts

**JAGUARS TOTALS:** 12 games, 10 starts

**POSTSEASON TOTALS:** 4 games, 3 starts

**TRANSACTIONS:** Originally drafted by Denver in the fourth round (129th overall) of the 2011 draft ... Signed by Jacksonville as an unrestricted free agent on 3/11/15.

**PRO:** Fifth-year TE has appeared in 48 career games with 35 starts ... Spent first four seasons with Denver after being selected in the fourth round of 2011 draft ... Career totals include 155 receptions for 1,737 yards (11.2 avg.) and 29 TDs ... Two-time Pro Bowl selection (2013, 2014) ... Has 29 receiving TDs in the last three seasons (2013-15), tied for the fifth-most in the NFL during that span ... Became the first TE in NFL history to register 12-plus TDs in consecutive seasons (2013-14) ... Has posted 100+ receiving yards in four games, multiple TDs in six games and five-plus catches in 13 games ...

**2015:** Missed the first four games of the season due to a thumb injury ... Played in 12 games with 10 starts and caught 46 passes for 455 yards (9.9 rec. avg.) and five TDs ... Caught a TD in four consecutive games between 11/19 and 12/13, the longest streak by a Jaguars TE since Mercedes Lewis from 12/1/13 - 12/22/13 ... **9/13 vs. CAR:** Inactive ... **9/20 vs. MIA:** Inactive ... **9/27 at N.E.:** Inactive ... **10/4 at IND:** Inactive ... **10/11 at T.B.:** Made his Jaguars debut, recording two catches for 20 yards (10.0 avg.) ... **10/18 vs. HOU:** Made his first start as a Jaguar, making seven receptions for 78 yards (11.1 rec. avg.) and his first TD as a Jaguar ... **10/25 vs. BUF:** Had one reception for four yards (4.0 rec. avg.) ... **11/8 at NYJ:** Had three receptions for 14 yards (4.7 rec. avg.) ... **11/15 at BAL:** Had two catches for 23 yards (11.5 rec. avg.) ... **11/19 vs. TEN:** Had five receptions for 28 yards (5.6 rec. avg.) and a game-winning 5-yard TD reception in the fourth quarter ... **11/29 vs. S.D.:** Had a career-high-tying nine receptions for a season-high 116 yards (12.9 rec. avg.) and one TD ... **12/6 at TEN:** Posted two receptions for 15 yards (7.5 rec. avg.) and one TD ... **12/13 vs. IND:** Led the team with five receptions for 54 yards (10.8 rec. avg.) and one TD ... **12/20 vs. ATL:** Had six receptions for 79 yards (13.2 rec. avg.) ... **12/27 at N.O.:** Caught two passes for 12 yards (6.0 rec. avg.) ... **1/3 at HOU:** Had two catches for 12 yards (6.0 rec. avg.) ...

**2014:** Appeared in 13 games with 10 starts ... Missed three games with an ankle injury ... Season totals included 43 receptions for 489 yards (11.4 rec. avg.) and team-high 12 TDs ... Earned his second consecutive Pro Bowl selection ... Finished with six catches of 25-plus yards ... Caught Denver QB Peyton Manning's historic 500th TD pass in the first quarter on **10/5 vs. ARI** ... Set the Broncos record for most receiving TDs (seven) through the team's first four games ... Caught two TDs on **10/12 at NYJ**, increasing his season total to nine receiving TDs through five games, tied for the most in NFL history (most-ever by an NFL TE) ... Made his 100th career reception and caught his final two TDs of the season on **11/9 at OAK** ... Registered six receptions for 53 yards (8.8 rec. avg.) in the Broncos' 24-13 loss on **1/11/15 vs. IND** in the AFC Divisional Playoff round ...

**2013:** Started 14 games and finished with 65 catches for 788 yards (12.1 rec. avg.) and a career-high 12 TDs ... Earned his first Pro Bowl selection ... Had at least one TD in 10 of 16 games ... Opened the season with five receptions for 110 yards and two TDs on **9/5 vs. BAL**, posting his first career 100-yard receiving game ... Set career highs in receptions (nine) and receiving yards (122) and added two receiving TDs on **10/6 at DAL** ... Caught a 74-yard TD pass on **11/10 at S.D.** ... Caught his 11th TD of the year on **12/8 vs. TEN** ... Caught Peyton Manning's record-breaking 51st TD pass on a 25-yard completion on **12/22 at HOU**, finishing with six receptions for 78 yards (13.0 rec. avg.) ... Started all three postseason games and caught 18 passes for 188 yards (10.4 rec. avg.) ... Led the team with 76 receiving yards on six receptions (12.7 rec. avg.) in his postseason debut in the AFC Divisional Playoff game on **1/12/14 vs. S.D.** ... Led team with eight receptions for 85 yards (10.6 rec. avg.) in the AFC Championship game on **1/19 vs. N.E.** ...

**2012:** Appeared in the first four games of the season before being declared a game day inactive for the remainder of the season with an ankle injury ...

**2011:** Saw action in five games with one start as a rookie ... Made first career reception for five yards on **9/18 vs. CIN** ... Was inactive for 11 games with an ankle injury. **COLLEGE:** Played one season of collegiate football ... Was named first-team All-Big Sky Conference after starting 10 of 11 games and posting 29 receptions for 453 yards (15.6 rec. avg.) and two TDs as a senior ... Caught nine passes for 20-plus yards and

registered 18 first downs ... Participated in the East-West Shrine Game following his senior season and caught a five-yard TD and two-point conversion for the West team ... Four-year letterman for Portland State's basketball team ... Led team to its first two appearances in the NCAA tournament (2008, 2009) in school history ... Finished as the program's all-time leader in games played (121), career wins (78) and field goal pct. (.663) ... Averaged 10.8 points and 5.9 rebounds per game and set a school-record with a .671 FG pct. as a senior ... Graduated with a degree in business administration.

**PERSONAL:** Attended Tokay (Lodi, Calif.) High School ... Was a standout power forward and center on the school's basketball team ... Led team to a 25-9 overall record and a San Joaquin Section title during his senior year when he was named co-player of the Year by The Record (San Joaquin) ... Twitter handle is @Julius\_Thomas.

### 2015 GAME-BY-GAME STATISTICS

DATE	GAME	RECS	YDS	AVG.	LG	TD
09/13	vs. Carolina			ina		
09/20	vs. Miami			ina		
09/27	at New England			ina		
10/04	at Indianapolis			ina		
10/11	at Tampa Bay	2	20	10.0	15	0
10/18	vs. Houston	7	78	11.1	29t	1
10/25	vs. Buffalo	1	4	4.0	4	0
11/01	BYE WEEK					
11/08	at N.Y. Jets	3	14	4.7	7	0
11/15	at Baltimore	2	23	11.5	12	0
11/19	vs. Tennessee	5	28	5.6	12	1
11/29	vs. San Diego	9	116	12.9	34	1
12/06	at Tennessee	2	15	7.5	9t	1
12/13	vs. Indianapolis	5	54	10.8	30	1
12/20	vs. Atlanta	6	79	13.2	22	0
12/27	at New Orleans	2	12	6.0	8	0
01/03	at Houston	2	12	6.0	6	0
<b>2015 totals:</b>		<b>46</b>	<b>455</b>	<b>9.9</b>	<b>34</b>	<b>5</b>

### REGULAR SEASON CAREER STATISTICS

YEAR	TEAM	GP/GS	NO	YDS	AVG	LG	TD
2011	DEN	5/1	1	5	5.0	5	0
2012	DEN	4/0	0	0	0.0	0	0
2013	DEN	14/14	65	788	12.1	74t	12
2014	DEN	13/10	43	489	11.4	35t	12
2015	JAX	12/10	46	455	9.9	34	5
<b>NFL totals: 5 yrs.</b>		<b>48/35</b>	<b>155</b>	<b>1,737</b>	<b>11.2</b>	<b>74t</b>	<b>29</b>

### POSTSEASON CAREER STATISTICS

YEAR	TEAM	GP/GS	NO	YDS	AVG	LG	TD
2013	DEN	3/3	18	188	10.4	37	0
2014	DEN	1/0	6	53	8.8	32	0
<b>NFL totals: 5 yrs.</b>		<b>4/3</b>	<b>24</b>	<b>241</b>	<b>10.0</b>	<b>37</b>	<b>0</b>

### RED ZONE TARGET IN RECENT YEARS

Fifth-year TE Julius Thomas' 29 receiving TDs over the past three seasons are tied for fifth-most among all offensive players and tops among tight ends.

### MOST RECEIVING TDs SINCE 2013

RANK	PLAYER	POSITION	TEAM	TD RECEPTIONS SINCE 2013
1.	Brandon Marshall	WR	NYJ	34
2.	Dez Bryant	WR	DAL	32
3.	Antonio Brown	WR	PIT	31
	Demaryius Thomas	WR	DEN	31
5.	<b>Julius Thomas</b>	<b>TE</b>	<b>JAX</b>	<b>29</b>
	Calvin Johnson	WR	DET	29
7.	Jimmy Graham	TE	SEA	28
8.	Eric Decker	WR	NYJ	28

### MOST RECEIVING TDs BY A TIGHT END SINCE 2013

RANK	PLAYER	TEAM	TD RECEPTIONS SINCE 2013
1.	<b>Julius Thomas</b>	<b>JAX</b>	<b>29</b>
2.	Jimmy Graham	SEA	28
3.	Rob Gronkowski	N.E.	27
4.	Antonio Gates	S.D.	21
5.	Greg Olsen	CAR	19
6.	Delanie Walker	TEN	16
	Jason Witten	DAL	16
7.	Vernon Davis	DEN	16

# PEYTON THOMPSON

## 25 PEYTON THOMPSON

CORNERBACK  
5-10 185 LBS.  
SAN JOSE STATE  
BORN SEPTEMBER 26, 1990  
ABILENE, TEXAS  
ACQ: FREE AGENT 2014  
EXP: 1ST YEAR



**GAMES PLAYED/STARTED:** 2012 (ps), 2013 (ps), 2014 (2/0), 2015 (15/0)

**NFL TOTALS:** 17 games, 0 starts

**JAGUARS TOTALS:** 17 games, 0 starts

**POSTSEASON TOTALS:** 0 games, 0 starts

**TRANSACTIONS:** Originally signed by Atlanta as an undrafted rookie on 4/30/12 ... Waived on 8/31/12 ... Signed by Atlanta to the practice squad on 9/1/12 ... Signed by Atlanta to the 90-man roster on 1/21/13 ... Waived on 8/30/13 ... Signed by Washington to the practice squad on 11/26/13 ... Signed by Washington to the 90-man roster on 13/31/13 ... Waived on 8/9/14 ... Signed by Chicago on 8/18/14 ... Waived on 8/24/14 ... Signed by Jacksonville to the practice squad on 9/1/14 ... Signed to Jacksonville's active roster on 10/25/14 ... Waived on 11/11/14 ... Signed by Jacksonville to the practice squad on 11/12/14 ... Waived on 9/5/15 ... Signed by Jacksonville to the practice squad on 9/6/15 ... Signed to Jacksonville's active roster on 9/19/15 ...

**PRO:** First-year CB has spent time with Atlanta, Washington, Chicago and Jacksonville ... Entered NFL as an undrafted rookie with the Falcons in 2012 ...

**2015:** Played in 15 games after promotion from the practice squad after Week 1 ... Totaled eight tackles (six solo), one pass defended and 0.5 sacks ... **9/13 vs. CAR:** Practice squad ... **9/20 vs. MIA:** Made two tackles (two solo) and recorded one pass defended in season debut ... **9/27 at N.E.:** Made two tackles (two solo) at CB and FS and saw action on special teams ... **10/4 at IND:** Played reserve CB, tallying one tackle, and saw action on special teams ... **10/11 at T.B.:** Saw action on special teams ... **10/18 vs. HOU:** Saw action on special teams ... **10/25 vs. BUF:** Saw action on special teams ... **11/8 at NYJ:** Saw action at CB, making one tackle (one solo), and on special teams, making one special teams tackle ... **11/15 at BAL:** Saw action on special teams ... **11/19 vs. TEN:** Saw action on special teams, making one special teams tackle ... **11/29 vs. S.D.:** Saw action on special teams, making one special teams tackle ... **12/6 at TEN:** Saw action on special teams ... **12/13 vs. IND:** Saw action on special teams ... **12/20 vs. ATL:** Saw action on special teams and made one tackle (one solo) and one special teams tackle ... **12/27 at N.O.:** Saw action primarily on special teams ... **1/3 at HOU:** Saw action at CB and on special teams ... Tallied one tackle and 0.5 sacks ...

**2014:** Saw action in two games and made his NFL debut on **11/2 at CIN** ... Saw action on special teams on **11/9 vs. DAL (London)** ...

**2013:** Spent the offseason with the Atlanta Falcons before being released on Aug. 30 ... Signed to the Redskins' practice squad in Week 13 ...

**2012:** Spent the entire 2012 season on the Atlanta Falcons' practice squad.

**COLLEGE:** Credited with 186 tackles (125 solo), 10.5 tackles for loss, seven interceptions, one sack, two forced fumbles, two fumble recoveries and 22 passes defended in his four seasons at San Jose State ... As a senior in 2011, played in all 13 games with 11 starts ... Shared the team lead with 10 pass break-ups and finished second on the team with two interceptions that year ... Also added 82 total tackles, which ranked third for the Spartans ... Graduated with a degree in sociology.

**PERSONAL:** Attended Granite Bay (Calif.) High School, where he was a two-time Sacramento Bee honorable mention All-Metro ... Lettered in football and track ... Averaged 6.4 yards per carry, caught 21 passes for 292 yards and averaged 25.7 yards per kickoff return in 2007 ... Set a school record in the 400-yard dash (48.2 seconds) ... Native of Abilene, Texas.

## 2015 GAME-BY-GAME STATISTICS

DATE	GAME	TKL	SOLO	ASST	SACKS	FF	FR	PD	INT
09/13	vs. Carolina				ps				
09/20	vs. Miami	2	2	0	0.0	0	0	1	0
09/27	at New England	2	2	0	0.0	0	0	0	0
10/04	at Indianapolis	1	0	1	0.0	0	0	0	0
10/11	at Tampa Bay	0	0	0	0.0	0	0	0	0
10/18	vs. Houston	0	0	0	0.0	0	0	0	0
10/25	vs. Buffalo	0	0	0	0.0	0	0	0	0
11/01	BYE WEEK								
11/08	at N.Y. Jets	1	1	0	0.0	0	0	0	0
11/15	at Baltimore	0	0	0	0.0	0	0	0	0
11/19	vs. Tennessee	0	0	0	0.0	0	0	0	0
11/29	vs. San Diego	0	0	0	0.0	0	0	0	0
12/06	at Tennessee	0	0	0	0.0	0	0	0	0
12/13	vs. Indianapolis	0	0	0	0.0	0	0	0	0
12/20	vs. Atlanta	1	1	0	0.0	0	0	0	0
12/27	at New Orleans	0	0	0	0.0	0	0	0	0
01/03	at Houston	1	0	1	0.5	0	0	0	0
<b>2015 totals:</b>		<b>8</b>	<b>6</b>	<b>2</b>	<b>0.5</b>	<b>0</b>	<b>0</b>	<b>1</b>	<b>0</b>

**Additional statistics:** five special teams tackles in 2015.

## REGULAR SEASON CAREER STATISTICS

YEAR	TEAM	GP/GS	TKL	SOLO	ASST	SACKS	FF	FR	PD	INT
2014	JAX	2/0	0	0	0	0.0	0	0	0	0
2015	JAX	15/0	8	6	2	0.5	0	0	1	0
<b>2015 totals:</b>		<b>17/0</b>	<b>8</b>	<b>6</b>	<b>2</b>	<b>0.5</b>	<b>0</b>	<b>0</b>	<b>1</b>	<b>0</b>

**Additional statistics:** five special teams tackles in 2015.

# CARSON TINKER

## 46 CARSON TINKER

LONG SNAPPER

6-0 250 LBS.


ALABAMA

BORN NOVEMBER 15, 1989

MURFREESBORO, TENNESSEE

ACQ: ROOKIE FREE AGENT 2013

EXP: 3RD YEAR



**GAMES PLAYED/STARTED:** 2013 (16/0), 2014 (16/0), 2015 (16/0)  
**NFL TOTALS:** 48 games, 0 starts  
**POSTSEASON TOTALS:** 0 games, 0 starts  
**TRANSACTIONS:** Originally signed by Jacksonville as an undrafted rookie on 4/27/13.

**PRO:** Third-year LS has played in all 48 games to begin his career ... Was originally signed as an undrafted rookie in 2013 and earned the job in the preseason ... Has 13 career special teams tackles ...

**2015:** Served as the team's long snapper in all 16 games and finished second on the team with six special teams tackles ... **9/13 vs. CAR:** Served as the team's long snapper in season opener ... **9/20 vs. MIA:** Served as the long snapper for Bryan Anger's seven punts and Jason Myers' three made field goals, including a 28-yard game-winner with 40 seconds remaining in the fourth quarter ... **9/27 at N.E.:** Made one special teams tackle ... **10/4 at IND:** Made one special teams tackle ... **10/11 at T.B.:** Served as the team's long snapper on four successful PATs and one field goal ... **10/18 vs. HOU:** Served as the team's long snapper ... **10/25 vs. BUF:** Served as the team's long snapper on five PATs ... **11/8 at NYJ:** Served as the team's long snapper on two PATs, three FGs and five punts, and made one special teams tackle ... **11/15 at BAL:** Served as the team's long snapper on three made field goals from K Jason Myers, including the 53-yard game-winner with no time left on the clock ... **11/19 vs. TEN:** Served as the team's long snapper on four made field goals from K Jason Myers and four punts from P Bryan Anger ... **11/29 vs. S.D.:** Served as the team's long snapper on four made field goals from K Jason Myers ... **12/6 at TEN:** Served as the team's long snapper on five extra points and three punts ... **12/13 vs. TEN:** Served as the team's long snapper on seven extra points, five punts and one field goal ... Added a special teams tackle ... **12/20 vs. ATL:** Served as the team's long snapper on six punts, two extra points and one field goal ... **12/27 at N.O.:** Served as the team's long snapper on three punts and one extra point attempt ... **1/3 at HOU:** Served as the team's long snapper on five punts and two field goal attempts ...

**2014:** Played in all 16 games for the second consecutive season ... Totaled five special teams tackles ... **9/7 at PHI:** Led team with two special teams tackles in the season-opener ... **11/2 at CIN:** Had one special teams tackle ... **11/30 vs. NYG:** Totaled one special teams tackle ... **12/28 at HOU:** Had one special teams tackle ...

**2013:** Played in all 16 games as a rookie ... Won the LS job in the preseason ... Had two special teams tackles ... **9/8 vs. KC:** Made NFL debut and served as long snapper on franchise-record 11 punts ... **9/29 vs. IND:** Saw action as long snapper on special teams and made first career tackle ... **11/17 vs. ARI:** Had one special teams tackle ... **12/1 at CLE:** Had one special teams tackle on punt return in the first quarter.

**COLLEGE:** Two-year letterman ... Appeared in 38 games at LS ... Started all 13 games as a senior and successfully completed 133 of 135 snapping attempts ... As a junior, handled both field goal/extra point duties and punt duties and successfully completed all 130 snapping opportunities (91 FG/PAT and 39 punts) ... As a sophomore, started all 13 games and was 121 of 123 on snapping opportunities (58 PAT, 40 punts and 24 FG) ... As a freshman, saw action in a 45-0 win over Chattanooga on homecoming ... Redshirted in 2008 ... Majored in pre-business.

**PERSONAL:** Attended Riverdale (Tenn.) High School in Murfreesboro, Tenn. ... Led team to an 11-1 record as a senior ... Went 11-2 as a junior.

### 2015 GAME-BY-GAME STATISTICS


DATE	OPP	XPA	FGA	PUNTS	STT
09/13	vs. Carolina	1	2	5	0
09/20	vs. Miami	2	3	7	0
09/27	at New England	2	1	4	1
10/04	at Indianapolis	1	4	8	1
10/11	at Tampa Bay	4	1	4	0
10/18	vs. Houston	3	0	5	0
10/25	vs. Buffalo	5	0	6	0
11/01	BYE WEEK				
11/08	at N.Y. Jets	2	3	5	1
11/15	at Baltimore	1	4	7	1
11/19	vs. Tennessee	1	4	4	0
11/29	vs. San Diego	2	4	3	0
12/06	at Tennessee	5	0	3	1
12/13	vs. Indianapolis	7	1	5	1
12/20	vs. Atlanta	2	1	6	0
12/27	at New Orleans	1	0	3	0
01/03	at Houston	0	0	5	0
<b>2015 totals:</b>		<b>39</b>	<b>30</b>	<b>80</b>	<b>6</b>

### 2015 GAME-BY-GAME STATISTICS

YEAR	TEAM	GP	XPA	FGA	PUNTS	STT
2013	JAX	16	23	25	95	3
2014	JAX	16	23	26	94	5
2015	JAX	16	39	30	80	6
<b>NFL totals: 3 yrs.</b>		<b>48</b>	<b>85</b>	<b>81</b>	<b>269</b>	<b>14</b>



# JORDAN TRIPP



**58**

## JORDAN TRIPP

LINEBACKER  
6-4 236 LBS.  
MONTANA  
BORN APRIL 3, 1991  
MISSOULA, MONTANA  
ACQ: FREE AGENT 2015  
EXP: 2ND YEAR



**GAMES PLAYED/STARTED:** 2014 (13/0) 2015 (12/1)

**NFL TOTALS:** 25 games, 1 starts

**POSTSEASON TOTALS:** 0 games, 0 starts

**TRANSACTIONS:** Originally drafted by Miami in the fifth round (171st overall) of the 2014 Draft ... Waived on 9/5/15 ... Signed by Jacksonville to the practice squad on 9/22/15 ... Promoted to the active roster on 10/10/15 ...

**PRO:** Second-year LB who spent his rookie season in Miami after being drafted in the fifth round of the 2014 Draft ...

**2015:** Saw action in 12 games with one start at MLB after signing with the Jaguars after Week 4 ... Totaled seven tackles (five solo) and led the team with seven special teams tackles ... **10/11 at T.B.:** Saw action at LB and on special teams in his Jaguars debut ... Tallied one special teams tackle ... **10/18 vs. HOU:** Saw action on special teams ... **10/25 vs. BUF:** Saw action on special teams ... **11/8 at NYJ:** Saw action at LB and on special teams, making two special teams tackles ... **11/15 at BAL:** Saw action on special teams and made one special teams tackle ... **11/19 vs. TEN:** Saw action on special teams ... **11/29 vs. S.D.:** Saw action on special teams ... **12/6 at TEN:** Saw action at LB, making three tackles (one solo), and on special teams, making one special teams tackle ... **12/13 vs. IND:** Made his first career start at MLB and made four tackles (four solo) ... **12/20 vs. ATL:** Saw action on special teams ... **12/27 at N.O.:** Saw action on special teams ... **1/3 vs. HOU:** Saw action on special teams and made one special teams tackle ...

**2014:** Played in 13 games as a rookie ... Saw primary action on special teams ... Recorded one solo tackle and two special teams tackles ... Was inactive for first three games of the season versus New England, at Buffalo and versus Kansas City ... Made his NFL debut at Oakland in London and recorded one tackle ...

**COLLEGE:** Five-year letterman (2009-13) and two-year starter at Montana ... Played in 54 career games with 36 starts ... Recorded career totals of 335 tackles (115 solo) with 11 sacks, five forced fumbles, 29.5 stops for losses and four quarterback pressures ... Added five interceptions for 94 yards and a touchdown and deflected eight other passes ... Registered 10 fumble recoveries with three TDs ... Started all 13 games at weakside linebacker as a senior in 2013 ... Consensus All-American and All-Big Sky Conference selection ... Was the first defensive player in school history to compete in the Senior Bowl ... Team co-captain ... Voted the recipient of school's Pat Norwood Award for Most Inspirational Player ... Recorded a career-high 100 tackles (41 solo), added two sacks and 5.5 stops for losses ... Also blocked a kick, deflected two passes and intercepted three others for 14 yards in returns ... Had three fumble recoveries with one returned for a TD ... Played in and started 11 games at weakside linebacker as a redshirt junior in 2012 ... Garnered first-team All-Big Sky Conference accolades ... Recipient of school's Tony Barbour Award for player who "best exemplifies the values and work ethic of Grizzly football" ... Chosen to wear school's legacy number 37 ... Recorded 95 tackles (26 solo), 5.5 sacks and two quarterback pressures ... Added 13.5 tackles for losses, four forced fumbles and a fumble recovery, which he returned for a touchdown ... Started the first three games at strongside linebacker as a junior in 2011 ... Recorded 18 tackles (six solo) with a fumble recovery and 1.5 tackles for loss ... Injured his shoulder vs. Eastern Washington ... Did not play for the rest of the year ... Granted a medical redshirt ... Played in 11 games with nine starts as a sophomore in 2010 ... Earned honorable mention All-Big Sky Conference honors in his first season as a starter ... Recorded 99 tackles (36 solo), nine tackles for losses and 3.5 sacks ... Also recovered three fumbles and deflected three passes ... Played in all 14 games as a freshman in 2009 ... Recorded 23 tackles (six solo) with a pair of fumble recoveries ... Majored in business management.

**PERSONAL:** Attended Sky High School in Missoula, Mt. ... Recorded 72 tackles with 12 sacks as a senior ... Named as a Class AA All-State and All-Conference selection as a senior ... Also lettered in track ... Was a third-generation football player at Montana as his father, Bryan, lettered from 1989-90, and grandfather, Gene, Jr., lettered from 1963-64.

### 2015 GAME-BY-GAME STATISTICS

DATE	GAME	TKL	SOLO	ASST	TFL	SACKS	ST	FF	FR	PD	INT
09/13	vs. Carolina					--					
09/20	vs. Miami					--					
09/27	at New England					--					
10/04	at Indianapolis					--					
10/11	at Tampa Bay	0	0	0	0	0.0	1	0	0	0	0
10/18	vs. Houston	0	0	0	0	0.0	0	0	0	0	0
10/25	vs. Buffalo	0	0	0	0	0.0	0	0	0	0	0
11/1	BYE WEEK										
11/08	at N.Y. Jets	0	0	0	0	0.0	2	0	0	0	0
11/15	at Baltimore	0	0	0	0	0.0	1	0	0	0	0
11/19	vs. Tennessee	0	0	0	0	0.0	0	0	0	0	0
11/29	vs. San Diego	0	0	0	0	0.0	0	0	0	0	0
12/06	at Tennessee	3	1	2	0	0.0	1	0	0	0	0
12/13	vs. Indianapolis	4	4	0	0	0.0	0	0	0	0	0
12/20	vs. Atlanta	0	0	0	0	0.0	0	0	0	0	0
12/27	at New Orleans	0	0	0	0	0.0	1	0	0	0	0
01/03	at Houston	0	0	0	0	0.0	1	0	0	0	0
<b>2015 totals:</b>		<b>7</b>	<b>5</b>	<b>2</b>	<b>0</b>	<b>0.0</b>	<b>7</b>	<b>0</b>	<b>0</b>	<b>0</b>	<b>0</b>

### 2015 GAME-BY-GAME STATISTICS

YEAR	TEAM	GP/GS	TKL	SOLO	ASST	TFL	SACKS	ST	FF	FR	PD	INT
2014	MIA	13/0	1	1	0	0	0.0	2	0	0	0	0
2015	JAX	12/1	7	5	2	0	0.0	7	0	0	0	0
<b>2015 totals:</b>		<b>25/1</b>	<b>8</b>	<b>6</b>	<b>2</b>	<b>0</b>	<b>0.0</b>	<b>9</b>	<b>0</b>	<b>0</b>	<b>0</b>	<b>0</b>



# BRYAN WALTERS

## 81 BRYAN WALTERS

WIDE RECEIVER / PUNT RETURNER  
6-0 195 LBS.  
CORNELL  
BORN NOVEMBER 4, 1987  
BOTHELL, WASHINGTON  
ACQ: FREE AGENT 2015  
EXP: 2ND YEAR



**GAMES PLAYED/STARTED:** 2010 (ps), 2011 (ps), 2012 (4/0), 2013 (4/1), 2014 (13/0), 2015 (11/0)

**NFL TOTALS:** 32 games, 1 start

**JAGUARS TOTALS:** 11 games, 0 starts

**POSTSEASON TOTALS:** 4 games, 0 starts

**TRANSACTIONS:** Originally signed by San Diego as an undrafted rookie on 4/26/10 ... Waived on 8/5/10 ... Signed by San Diego to the practice squad on 12/1/10 ... Signed by San Diego to the 90-man roster on 1/12/11 ... Waived on 10/31/11 ... Signed by San Diego to the practice squad on 11/2/11 ... Promoted to the active roster on 11/5/11 ... Waived on 11/19/11 ... Signed by San Diego to the practice squad on 11/22/11 ... Promoted to the active roster on 11/26/11 ... Waived on 3/13/12 ... Signed by Minnesota on 4/2/12 ... Waived on 8/25/12 ... Signed by Seattle to the practice squad on 12/20/12 ... Signed by Seattle to the 90-man roster on 1/15/13 ... Waived on 8/31/13 ... Signed by Seattle to the practice squad on 9/2/13 ... Released from the practice squad on 9/21/13 ... Signed by Seattle to the practice squad on 9/23/13 ... Promoted to the active roster on 10/12/13 ... Waived on 11/9/13 ... Signed by Seattle to the practice squad on 11/12/13 ... Promoted to the active roster on 12/19/13 ... Waived on 8/30/14 ... Signed by Seattle to the active roster on 9/1/14 ... Waived on 11/1/14 ... Signed by Seattle to the active roster on 11/4/14 ... Signed by Jacksonville on 3/13/15 ... Waived on 9/19/15 ... Signed by Jacksonville on 9/22/15 ...

**PRO:** WR and return specialist has spent time with San Diego, Minnesota and Seattle before signing with the Jaguars on March 13, 2015 ... Has appeared in 32 games with one start and has caught 41 passes for 452 yards (11.0 rec. avg.) and has returned 43 punts for 282 yards (6.6 PR avg.) ... Has appeared in four postseason games, including Super Bowl XLIV, where he returned two punts for six yards ...

**2015:** Played in 11 games and set career highs with 32 receptions for 368 yards and one TD ... Caught 32 of 42 targets to lead the team in receptions per target (76.2 percent), which ranks fourth among NFL WRs... **9/13 vs. CAR:** Made two receptions for 17 yards (8.5 avg.) ... **9/20 vs. MIA:** Not on roster ... **9/27 at N.E.:** Had two catches for 28 yards (14.0 avg.) ... **10/4 at IND:** Made two catches for 27 yards (13.5 rec. avg.) and returned three punts for 17 yards (5.7 avg.) ... **10/11 at T.B.:** Had four receptions for 64 yards (16.0 rec. avg.), including a long of 24 ... Also returned one punt ... **10/18 vs. HOU:** Recorded a career-high eight receptions for a career-best 87 yards (10.9 rec. avg.) ... **10/25 vs. BUF:** Had one reception for five yards (5.0 rec. avg.) and returned one kick for one yard (1.0 avg.) ... **11/8 at NYJ:** Had five catches for 54 yards (10.8 avg.) and his first career TD ... **11/15 at BAL:** Had three receptions for 430 yards (11.3 rec. avg.) and had two punt returns for two yards (1.0 avg.) ... **11/19 vs. TEN:** Had two receptions for 35 yards (17.5 rec. avg.) with a career-long 31-yard reception ... **11/29 vs. S.D.:** Had one reception for four yards (4.0 rec. avg.) ... **12/6 at TEN:** Tallied two receptions for 18 yards (9.0 rec. avg.) and returned one punt for four yards (4.0 avg.) ... **12/13 vs. IND:** Inactive ... **12/20 vs. ATL:** Inactive ... **12/27 at N.O.:** Inactive ... **1/3 at HOU:** Inactive ...

**2014:** Saw action in a career-high 13 games ... Season totals include six receptions for 57 yards (9.5 rec. avg.) and one rush for -2 yards ... Caught one pass for five yards on **10/19 at STL** ... Matched his season-long PR with a 21-yarder on **11/23 vs. ARI** ... Appeared in all three postseason games ... Returned one punt for nine yards in the Divisional Playoff game on **1/10/15 vs. CAR** ... Returned three punts for 21 yards in the NFC Championship Game on **1/18/15 vs. G.B.** ... Returned two punts for six yards in Super Bowl XLIV on **2/1/15 vs. N.E.** ...

**2013:** Saw action in four games and made one start ... Saw action at WR on **10/13 vs. TEN** ... Saw action at WR on **10/17 at ARI** ... Saw action at WR on **11/3 vs. T.B.** ... Made his first career start on **12/29 vs. STL** as the third receiver ... Also spent time on Seattle's practice squad during the 2013 season ... Made his postseason debut on **1/19/14 vs. S.F.** in the NFC Championship Game ...

**2012:** Spent the final two weeks of the 2012 season on Seattle's practice squad ...

**2011:** Appeared in four games ... Made his NFL debut on **9/11 vs. MIA** and caught two passes for 21 yards and returned six punts for 38 yards (7.6 PR avg.) ... Caught one pass for six yards on **9/18 at N.E.** and returned one punt for -2 yards ... Saw action at WR on **9/25 vs. K.C.** and returned two punts for nine yards ... Saw action at WR on **11/6 vs. G.B.** ... Also spent time on San Diego's practice squad during the 2011 regular season ...

**2010:** Spent the final five weeks of the 2010 season on San Diego's practice squad.

**COLLEGE:** Became the first player in school history to sign an NFL contract since Kevin Boothe (2006) ... Finished second in the Ivy League with 76.4 receiving yards per game and fifth in the conference with 5.0 receptions per game ... Caught six receiving TDs as a senior ... Second-team All-Ivy selection as a WR and return specialist ... Led the conference and finished fifth in the NCAA with 171.6 all-purpose yards per game, the second-highest in school history ... Three-time Ivy League Special Teams Player of the Week in 2009 ... Had two 100-yard receiving games and five games with 80-plus receiving yards ... Posted three games with 200-plus all-purpose yards, including 338 yards vs. Fordham as a senior ... Set Ivy League career records in PR yards (972) and KR yards (2,790) ... Finished second in conference history in all-purpose yards (5,795) ... Finished fourth in school history in receptions (144) and receiving yards (2,032).

**PERSONAL:** Attended Juanita (Wash.) High School where he was a three-time all-league selection at WR and DB ... Team captain as a senior ... Set the school record for all-purpose yards, total offense in a season and completions and INTs in a game ... Named the team's Offensive MVP as a junior and the school's Most Valuable Player as a senior ... National Football Foundation Scholar-Athlete ... Nominated to play in the Washington State All-Star game ... Named Most Valuable Receiver at the Washington State football camp in the summer of 2005 and was named a first-team all-area safety by the Eastside Journal ... As a senior, completed 74 of 153 passes for 1,190 yards and 12 TDs, rushed for 596 yards and eight TDs ... Three-time all-league selection in baseball and two-year captain and all-league selection in basketball ... Son of Rob and Carol Walters ... Twitter handle is @BWalt19 ... Full name is Bryan Robert Walters.




### 2015 GAME-BY-GAME STATISTICS

DATE	GAME	RECEIVING			LG	TD
		RECS	YDS	AVG.		
09/13	vs. Carolina	2	17	8.5	13	0
09/20	vs. Miami			--		
09/27	at New England	2	28	14.0	23	0
10/04	at Indianapolis	2	27	13.5	14	0
10/11	at Tampa Bay	4	64	16.0	24	0
10/18	vs. Houston	8	87	11.8	29	0
10/25	vs. Buffalo	1	5	5.0	5	0
11/01	BYE WEEK					
11/08	at N.Y. Jets	5	54	10.8	20t	1
11/15	at Baltimore	3	29	9.7	17	0
11/19	vs. Tennessee	2	35	17.5	31	0
11/29	vs. San Diego	1	4	4.0	4	0
12/06	at Tennessee	2	18	9.0	12	0
12/13	vs. Indianapolis			ina		
12/20	vs. Atlanta			ina		
12/27	at New Orleans			ina		
01/03	at Houston			ina		
<b>2015 totals:</b>		<b>32</b>	<b>368</b>	<b>11.5</b>	<b>31</b>	<b>1</b>

DATE	GAME	PUNT RETURNS			LG	TD
		NO.	YDS	AVG.		
09/13	vs. Carolina	0	0	0.0	0	0
09/20	vs. Miami			--		
09/27	at New England	0	0	0.0	0	0
10/04	at Indianapolis	3	17	5.7	14	0
10/11	at Tampa Bay	1	0	0.0	0	0
10/18	vs. Houston	1	7	7.0	7	0
10/25	vs. Buffalo	0	0	0.0	0	0
11/01	BYE WEEK					
11/08	at N.Y. Jets	0	0	0.0	0	0
11/15	at Baltimore	2	2	1.0	2	0
11/19	vs. Tennessee	0	0	0.0	0	0
11/29	vs. San Diego	0	0	0.0	0	0
12/06	at Tennessee	1	4	4.0	4	0
12/13	vs. Indianapolis			ina		
12/20	vs. Atlanta			ina		
12/27	at New Orleans			ina		
01/03	at Houston			ina		
<b>2015 totals:</b>		<b>8</b>	<b>30</b>	<b>3.8</b>	<b>14</b>	<b>0</b>

# BRYAN WALTERS



## REGULAR SEASON CAREER STATISTICS

YEAR	TEAM	GP/GS	RECEIVING				
			RECs	YDS	AVG.	LG	TD
2011	S.D.	4/0	3	27	9.0	13	0
2013	SEA	4/1	0	0	0.0	0	0
2014	SEA	13/0	6	57	9.5	17	0
2015	JAX	11/0	32	368	11.5	31	1
NFL totals: 4 yrs.		32/1	41	452	11.0	31	1

YEAR	TEAM	GP/GS	PUNT RETURNS					
			NO	FC	YDS	AVG.	LG	TD
2011	S.D.	4/0	8	3	45	5.6	13	0
2013	SEA	4/1	0	0	0	0.0	0	0
2014	SEA	13/0	27	23	207	7.7	21	0
2015	JAX	11/0	8	7	30	3.8	14	0
NFL totals: 4 yrs.		32/1	43	33	282	6.6	21	0



## POSTSEASON CAREER STATISTICS

YEAR	TEAM	GP/GS	RECEIVING				
			RECs	YDS	AVG.	LG	TD
2013	SEA	1/0	0	0	0.0	0	0
2014	SEA	3/0	0	0	0.0	0	0
NFL totals: 4 yrs.		4/0	0	0	0.0	0	0

YEAR	TEAM	GP/GS	PUNT RETURNS					
			NO	FC	YDS	AVG.	LG	TD
2013	SEA	1/0	0	0	0	0.0	0	0
2014	SEA	3/0	6	4	36	6.0	14	0
NFL totals: 4 yrs.		4/0	6	4	36	6.6	21	0

# STEFEN WISNIEWSKI

## 61 STEFEN WISNIEWSKI

CENTER

6-3 305 LBS.

PENN STATE

BORN MARCH 22, 1989

PITTSBURGH, PENNSYLVANIA

ACQ: UNRESTRICTED FREE AGENT (OAKLAND) 2015

EXP: 5TH YEAR



**GAMES PLAYED/STARTED:** 2011 (16/16), 2012 (15/15), 2013 (14/14), 2014 (16/16), 2015 (16/16)

**NFL TOTALS:** 77 games, 77 starts

**JAGUARS TOTALS:** 16 games, 16 starts

**POSTSEASON TOTALS:** 0 games, 0 starts

**TRANSACTIONS:** Originally drafted by Oakland in the second round (48th overall) of the 2011 NFL Draft ... Signed by Jacksonville as an unrestricted free agent on 4/2/15.

**PRO:** Fifth-year versatile OL has started all 77 games of his five-year NFL career ... Previously spent two seasons with Jaguars Offensive Coordinator Greg Olson in Oakland ... Has only missed three games in five seasons ... Made the transition to OC following his rookie season in 2011 ...

**2015:** Started all 16 games at C, one of seven Jaguars to start in every game ... **9/13 vs. CAR:** Started at C in Jaguars debut ... **9/20 vs. MIA:** Helped the Jaguars rush for 123 yards and did not allow a sack ... **9/27 at N.E.:** Started at C in team's road opener ... **10/4 at IND:** Started at C, helping RB T.J. Yeldon rush for 100+ yards ... **10/11 at T.B.:** Started at C ... **10/18 vs. HOU:** Started at C ... **10/25 vs. BUF:** Started at C, helping RB T.J. Yeldon rush for a season-high 115 yards ... **11/8 at NYJ:** Started at C ... **11/15 at BAL:** Started at C ... **11/19 vs. TEN:** Started at C ... **11/29 vs. S.D.:** Started at C ... **12/6 at TEN:** Started at C ... **12/13 vs. IND:** Started at C, helping the Jaguars rush for a season-high 154 yards ... **12/20 vs. ATL:** Started at C ... **12/27 at N.O.:** Started at C ... **1/3 at HOU:** Started at C ...

**2014:** Started all 16 games for the second time in his career (2011) despite suffering a torn labrum ... Allowed just 1.5 sacks during the season ... Recovered two fumbles ... Part of the Raiders OL unit that allowed just 28 sacks, the sixth-fewest in the NFL ...

**2013:** Started 14 games ... Missed two midseason games with a knee injury ... Called for a career-low three penalties ... Started at OC and helped pave the way for the offense to total 560 yards, the third-highest mark in Raiders history on **11/3 vs. PHI** ... Started at OC and helped RB Rashad Jennings post 122 total yards, his fourth-straight game with 100-or-more total yards on **11/24 vs. TEN** ...

**2012:** Made the transition to center in his second year ... Started all 15 games after missing the season-opener with a calf injury ...

**2011:** Started all 16 games (15 at LG, one at OC) as a rookie ... Named to the Pro Football Weekly All-Rookie Team ... Helped Raiders rank seventh in the NFL in rushing ... Part of a unit that conceded just 25 sacks, a franchise low and the third-lowest in the league ... Part of the group that earned the Week 6 Top Protectors Award presented by Hall of Fame coach John Madden for their performance on **10/16 vs. CLE**.

**COLLEGE:** First student-athlete in school history to be named an ESPN Academic All-American three times (2008, 2009, 2010) ... Named a first-team All-American following his senior season in 2010 ... As a junior in 2009, made the transition from OG to OC prior to spring practice and emerged as one of the nation's top offensive linemen ... Started every game, played 905 snaps and was selected first-team All-Big Ten by the coaches and media and was named a third-team All-American by College-footballnews.com ... As a sophomore in 2008, started all 12 games, including 11 at RG ... Only allowed 13 sacks, the fourth-fewest in the nation ... As a true freshman in 2007, played in eight games ... One of two true freshman to see action during the season ... Named to The Sporting News Freshman All-Big Ten team ... Made his collegiate debut against Buffalo ... Made his first start at RG at Indiana, becoming the first true freshman to start on the offensive line since OC Joe Iorio in 1999 ... Compiled a perfect 4.0 grade-point average during the Spring of 2009 and Fall of 2007 in the Schreyer Honors College.

**PERSONAL:** Son of Leo and Cindy Wisniewski ... Father, Leo, was a second-round selection and played four seasons for the Baltimore Colts as a NT after lettering three times (1979-81) for the Nittany Lions ... Has one sister, Sarah ... Uncle, Steve, played 13 seasons in the NFL and was an eight-time Pro Bowl OG with the Oakland/Los Angeles Raiders and was a two-time All-American during his career at Penn State (1985-88) ... Played for Coach Terry Trotten at Central Catholic (Pa.) High School ... Selected as a U.S. Army All-American following his senior season ... Two-time first-team All-State selection ... Named to the Pittsburgh Post-Gazette Fabulous 22 team and the Pittsburgh Tribune-Review Terrific 25, as well as earning All-Western Pennsylvania honors ... Also lettered on the school's wrestling team ... Member of the National Honor Society Born in Pittsburgh, Pa. ... Full name is Stefen David Wisniewski.



# T.J. YELDON

24

T.J. YELDON

RUNNING BACK

6-1 225 LBS.


ALABAMA

BORN OCTOBER 2, 1993

DAPHNE, ALABAMA

ACQ: 2ND ROUND OF 2015 DRAFT (36TH)

EXP: ROOKIE



**GAMES PLAYED/STARTED:** 2015 (12/12)

**NFL TOTALS:** 12 games, 12 starts

**POSTSEASON TOTALS:** 0 games, 0 starts

**TRANSACTIONS:** Originally drafted by Jacksonville in the second round (36th overall) of the 2015 Draft.

**PRO:** Rookie RB who was the 36th overall selection in the 2015 Draft ...

**2015:** Played and started in 12 games during his rookie season ... Totaled 182 rushes for 740 yards (4.1 rush avg.) and two TDs and 36 receptions for 279 yards (7.8 rec. avg.) and one TD ... His 740 rushing yards are the most by a Jaguars rookie in a single season since Maurice Jones-Drew (941 yards) in 2006 ... Ranked fourth among NFL rookies with 1,019 scrimmage yards (740 rushing, 279 receiving) ... **9/13 vs. CAR:** Rushed 12 times for 51 yards (4.3 avg.) and had three receptions for 16 yards (5.3 avg.) in NFL debut ... **9/20 vs. MIA:** Rushed 25 times for 70 yards (2.8 avg.) and had three receptions for 13 yards (4.3 avg.) ... **9/27 at N.E.:** Rushed 11 times for 33 yards (3.0 avg.) and caught two passes for nine yards (4.5 avg.) ... **10/4 at IND:** Recorded his first 100-yard rushing game of his career, tallying 22 rushes for 105 yards (4.8 avg.), including a career-long 36 scamper in OT ... Also had two catches for four yards (2.0 rec. avg.) ... Became first Jaguars rookie RB to rush for 100 yards since Maurice Jones-Drew recorded 131 yards on 12/24/06 versus New England ... **10/11 at T.B.:** Rushed 11 times for 32 yards (2.9 rush avg.) and had five receptions for 31 yards (6.2 rec. avg.), including his first career NFL touchdown ... **10/18 vs. HOU:** Inactive ... **10/25 vs. BUF:** Rushed 20 times for a season- and career-high 115 yards and his first career TD ... **11/8 at NYJ:** Rushed 14 times for 64 yards (4.6 rush avg.), including a career-long 45-yard carry in the fourth quarter ... **11/15 at BAL:** Had 18 carries for 61 yards (3.4 rush avg.) and five receptions for six yards (1.2 rec. avg.) ... **11/19 vs. TEN:** Had 14 receptions for 54 yards (3.9 rush avg.) and three receptions for 28 yards (9.3 rec. avg.) ... **11/29 vs. S.D.:** Rushed nine times for 36 yards (4.0 rush avg.) and had four receptions for 46 yards (11.5 rec. avg.) ... **12/6 at TEN:** Rushed 15 times for 57 yards (3.8 rush avg.) and one TD, and had four receptions for a career-high 79 receiving yards, including a career-long reception of 67 yards ... **12/13 vs. IND:** Started at RB and rushed 11 times for 62 yards (5.6 avg.) ... Added one reception for one yard ... **12/20 vs. ATL:** Inactive ... **12/27 at N.O.:** Inactive ... **1/3 at HOU:** Inactive ...

**COLLEGE:** Appeared in 39 games with 21 starts ... Finished fourth in school history with 3,322 career rushing yards and third with 37 career rushing TDs ... Only player in school history to rush for 1,000-plus yards in his first two seasons ... Fifth player in program history to rush for 1,000-plus yards in multiple seasons, joining Johnny Musso (1970-71), Bobby Humphrey (1986-87), Shaun Alexander (1998-99) and Kenneth Darby (2004-05) ... Finished 243 yards behind Shaun Alexander's school record of 3,565 yards (1996-99) ... Only player in school history to be named the Dixie Howell Memorial Most Valuable Player of the A-Day Game three times ... Declared for the NFL Draft following his junior season ... In 2014, appeared in 13 games with 10 starts as a junior ... Rushed for 979 yards and 11 TDs on 194 carries (5.0 rush avg.) and caught 15 passes for 180 yards (12.0 rec. avg.) and one TD ... Posted 19 explosive rushes of 12 yards or more ... Served as the school's starting RB for the second-straight season ... Named a second-team All-SEC selection by the league's coaches ... Missed reaching his third consecutive 1,000 rushing yard season by 21 yards ... Posted four 100-yard rushing games to increase his career total to 15, tied for the most in school history ... Named Offensive Player of the Week by the school's coaches on four occasions: season-opener vs. West Virginia, vs. Ole Miss, vs. Texas A&M and vs. #1 Mississippi State ... Posted a team-high 47 first-down rushes and nine first-down receptions ... Rushed for 126 yards and two TDs on 23 carries (5.5 rush avg.) on **8/30 vs. West Virginia** ... Rushed 20 times for 123 yards (6.2 rush avg.) on **10/4 vs. Ole Miss** ... Rushed for 114 yards and two TDs in the first half on **10/18 vs. Texas A&M** and averaged 8.7 yards per carry ... Totaled 127 rushing yards and two TDs on 19 carries on **11/29 vs. Auburn** ... In 2013, appeared in 12 games with 11 starts as a sophomore ... Posted career-highs in carries (207), rushing yards (1,235), rushing TDs (14), receptions (20) and receiving yards (183) ... Took over as the team's starting RB, replacing 2013 NFL Rookie of the Year Eddie Lacy ... First-team All-SEC selection by the league's coaches and second-team All-SEC by the AP ... Ranked 25th in the nation with 102.9 rushing yards per game ... Led the SEC with 123.5 rushing yards per game (988 yards and 11 TDs) in conference play ... Produced six 100-yard rushing games ... Named the team's Offensive Player of the Week on five occasions (Ole Miss, Tennessee, LSU, Mississippi State and Auburn) ... Rushed for 149 yards on 25 carries with one TD on **9/14 vs. Texas A&M** ... Rushed for 121 yards on 17 carries, including the longest run of his career – a 68-yard TD in the third quarter – on **9/28 vs. Ole Miss** ... In 2012, saw action in 14 games as a true freshman ... Set school freshman record

for rushing yards (1,108) and tied Heisman Trophy winner Mark Ingram's freshman record of 12 rushing TDs ... Rushed for 111 yards and one TD in his college debut ... Named Freshman All-American by Sporting News and Scout.com ... Named to the SEC All-Freshman Team by the league's coaches ... Became the first true freshman to rush for 1,000 yards in a season and the first to rush for 100-plus yards in his debut in school history ... Rushed for 100-plus yards on five occasions ... Averaged 6.3 yards per carry, second-best (behind Lacy) among the SEC's top-15 running backs ... Also caught 11 passes for 131 yards and one TD ... Had 13 total TDs ... Joined Lacy as the first pair of Tide running backs to rush for 1,000 yards in the same season ... Rushed for 111 yards and one TD to become Alabama's first true freshman to run for at least 100 yards in his debut game on **9/1 vs. Michigan** ... Rushed for 108 yards and one TD on 21 carries in Alabama's Discover BCS National Championship Game victory on **1/7/13 vs. Notre Dame**.

**PERSONAL:** Attended Daphne (Ala.) High School where he played for coach Glenn Vickery ... Named Mr. Football for the state of Alabama by the Alabama Sports Writers Association ... First-team All-State selection by the ASWA ... Second-team USA Today High School All-America selection ... Five-star recruit according to Rivals.com and 247sports.com ... Projected as the nation's top RB and No. 2 overall player in Alabama by 247sports.com ... Rushed for 2,193 yards on 232 carries and scored 31 TDs as a senior in 2011, averaging 9.5 yards per carry ... Also caught 19 passes for 506 yards and one TD ... Totaled 1,112 rushing yards and 18 rushing TDs as a junior in 2010, while also catching a career-high 34 passes for 504 yards and five TDs ... Rushed for 1,121 yards on 201 carries as a sophomore, with 34 catches for 361 yards and one TD ... Totaled 227 rushing yards and one TD as a freshman, while hauling in 131 receiving yards and a TD ... Finished his high school career with 4,653 rushing yards and 65 rushing TDs and added 1,502 receiving yards and eight receiving TDs ... Totaled 6,155 scrimmage yards in four years with 73 TDs ... Won the 2010 Alabama 6A State Championship ... Chose Alabama over Auburn, Florida, Arkansas and Clemson.

## 2015 GAME-BY-GAME STATISTICS

DATE	GAME	RUSHING				RECEIVING					
		NO	YDS	AVG	LG	TD	NO	YDS	AVG	LG	TD
09/13	vs. Carolina	12	51	4.3	14	0	3	16	5.3	7	0
09/20	vs. Miami	25	70	2.8	12	0	3	13	4.3	11	0
09/27	at New England	11	33	3.0	8	0	2	9	4.5	9	0
10/04	at Indianapolis	22	105	4.8	36	0	2	4	2.0	5	0
10/11	at Tampa Bay	11	32	2.9	10	0	5	31	6.2	13	1
10/18	vs. Houston					ina					
10/25	vs. Buffalo	20	115	5.8	28t	1	1	9	9.0	9	0
11/01	BYE WEEK										
11/08	at N.Y. Jets	14	64	4.6	45	0	3	37	12.3	21	0
11/15	at Baltimore	18	61	3.4	16	0	5	6	1.2	7	0
11/19	vs. Tennessee	14	54	3.9	15	0	3	28	9.3	13	0
11/29	vs. San Diego	9	36	4.0	21	0	4	46	11.5	20	0
12/06	at Tennessee	15	57	3.8	9	1	4	79	19.8	67	0
12/13	vs. Indianapolis	11	62	5.6	14	0	1	1	1.0	1	0
12/20	vs. Atlanta					ina					
12/27	at New Orleans					ina					
01/03	at Houston					ina					
<b>2015 totals:</b>		<b>182</b>	<b>740</b>	<b>4.1</b>	<b>45</b>	<b>2</b>	<b>36</b>	<b>279</b>	<b>7.8</b>	<b>67</b>	<b>1</b>

## REGULAR SEASON CAREER STATISTICS

YEAR	TEAM	GP/GS	RUSHING				RECEIVING					
			NO	YDS	AVG	LG	TD	NO	YDS	AVG	LG	TD
2015	JAX	12/12	182	740	4.1	45	2	36	279	7.8	67	1
<b>2015 totals:</b>		<b>12/12</b>	<b>182</b>	<b>740</b>	<b>4.1</b>	<b>45</b>	<b>2</b>	<b>36</b>	<b>279</b>	<b>7.8</b>	<b>67</b>	<b>1</b>



# SAM YOUNG

74

## SAM YOUNG

OFFENSIVE TACKLE

6-8 320 LBS.

NOTRE DAME

BORN JUNE 24, 1987

CORAL SPRINGS, FLORIDA

ACQ: WAIVERS (BUFFALO) 2013

EXP: 6TH YEAR



**GAMES PLAYED/STARTED:** 2010 (2/0), 2011 (4/0), 2012 (12/4), 2013 (15/0), 2014 (9/6), 2015 (16/3)

**NFL TOTALS:** 58 games, 13 starts

**JAGUARS TOTALS:** 37 games, 9 starts

**POSTSEASON TOTALS:** 0 games, 0 starts

**TRANSACTIONS:** Originally drafted by Dallas in the sixth round (179th overall) of the 2010 NFL Draft ... Waived on 9/5/11 ... Claimed by Buffalo off waivers on 9/6/11 ... Waived on 10/7/13 ... Claimed by Jacksonville off waivers on 10/8/13.

**PRO:** Fifth-year OT has played in 58 games with 13 starts ... Was claimed off waivers (Buffalo) by Jacksonville on Oct. 8, 2013 ... Drafted in the sixth round by Dallas in 2010 and played in two games before being waived on Sept. 5, 2011 ... Played in 20 games with four starts (all in 2012) for the Bills after being claimed off waivers (via Dallas) on Sept. 6, 2011 ... Played in four games for Buffalo in 2012 before being released on Oct. 7, 2013.

**2015:** Played in all 16 games for the first time in his career, with three starts (two at LT in place of injured OT Luke Joeckel and one at RT in place of injured Jermei Parnell) ... **9/13 vs. CAR:** Replaced LT Luke Joeckel, who left the game with an ankle injury, and played 28 snaps on offense ... **9/20 vs. MIA:** Started at LT, helping the Jaguars rush for 123 yards and did not allow a sack ... **9/27 at N.E.:** Started at LT in the team's road opener ... **10/4 at IND:** Saw action on special teams ... **10/11 at T.B.:** Saw action on special teams ... **10/18 vs. HOU:** Saw action on special teams ... **10/25 vs. BUF:** Saw action on special teams ... **11/8 at NYJ:** Saw action on special teams ... **11/15 at BAL:** Saw action primarily on special teams ... **11/19 vs. TEN:** Saw action on special teams ... **11/29 vs. S.D.:** Saw action on special teams ... **12/6 at TEN:** Saw action on special teams ... **12/13 vs. IND:** Saw action on special teams ... **12/20 vs. ATL:** Saw action on special teams ... **12/27 at N.O.:** Saw action on special teams and replaced an injured Jermei Parnell at RT ... **1/3 at HOU:** Started at RT in place of injured OT Jermei Parnell ...

**2014:** Started a career-high six games ... **9/7 at PHI:** Saw action on special teams ... **9/14 at WAS:** Saw action on special teams and was inserted into the game at RT in the second half ... **9/21 at IND:** Started at RT, his first career start with the Jaguars and fifth overall ... **9/28 at SD:** Started at RT .. **10/5 vs. PIT:** Saw action on special teams ... **10/12 at TEN:** Inactive ... **10/19 vs. CLE:** Inactive ... **10/26 vs. MIA:** Inactive ... **11/2 at CIN:** Inactive ... **11/9 vs. DAL:** Inactive ... **11/23 at IND:** Inactive ... **11/30 vs. NYG:** Inactive ... **12/7 vs. HOU:** Started at RT ... **12/14 at BAL:** Started at RT ... **12/18 vs. TEN:** Started at RT and part of OL that helped club rush for 177 yards on 25 carries (7.1 avg.) with two TDs ... **12/28 at HOU:** Started at RT ...

**2013:** Played in 15 games, four for Buffalo and 11 for Jacksonville ... Began season with Bills before being released on Oct. 7 ... Claimed off waivers by the Jaguars on Oct. 8 ... Made Jaguars debut on **10/13 at DEN** and saw action on special teams ... **11/10 at TEN:** Saw action on special teams and for one play at LT in the third quarter ...

**2012:** Appeared in a career-high 12 games with four starts for Buffalo and was only penalized one time (false start) ...

**2011:** Saw action in four games for the Bills ...

**2010:** Played in two games for the Cowboys after being selected in the sixth round (179th overall) out of Notre Dame.

**COLLEGE:** Started 50 consecutive games (school-record at the time) on the offensive line (40 at LT, 10 at RT) ... In 2009, helped the Irish become one of the most prolific offenses in the country, rolling up more than 450 yards per game ... Became the first freshman to start every game in his career since freshmen officially became eligible in 1972 ... Named 2006 first-team Freshman All-America by The Sporting News ... Majored in Management-Entrepreneurship after enrolling in the Mendoza College of Business.

**PERSONAL:** Attended St. Thomas Aquinas High School (Fort Lauderdale, Fla.) where he played for coach George Smith ... First-team All-America offensive lineman on USA Today prep All-America squad ... Rated top lineman and one of 16 candidates for Parade All-America High School Player of the Year award ... During his junior and senior seasons, did not allow a single sack ... Named the 2005 Florida Gatorade Player of the Year in 2005 ... Played in the 2006 U.S. Army All-American Bowl ... Won the state title in shot put setting multiple school records at St. Thomas Aquinas.



**INJURED RESERVE**

# ARRELIIOUS BENN



## REGULAR SEASON CAREER STATISTICS

YEAR	TEAM	GP/GS	RECs	YDS	AVG.	LG	TD
2010	T.B.	15/9	25	395	15.8	64	2
2011	T.B.	14/14	30	441	14.7	65t	3
2012	T.B.	8/1	4	26	6.5	9	0
<b>NFL totals: 3 yrs.</b>		<b>37/24</b>	<b>59</b>	<b>862</b>	<b>14.6</b>	<b>65t</b>	<b>5</b>

**Additional statistics:** 15 rushes for 44 yards (2.9 avg.).

## 12 ARRELIIOUS BENN

WIDE RECEIVER  
6-2 225 LBS.


ILLINOIS

BORN SEPTEMBER 8, 1988

WASHINGTON, D.C.

ACQ: FREE AGENT 2015

EXP: 5TH YEAR



**GAMES PLAYED/STARTED:** 2010 (15/9), 2011 (14/14), 2012 (8/1), 2013 (0/0), 2015 (IR)

**NFL TOTALS:** 37 games, 24 starts

**POSTSEASON TOTALS:** 0 games, 0 starts

**TRANSACTIONS:** Originally drafted by Tampa Bay in the second round (39th overall) of the 2010 draft ... Traded to Philadelphia on 3/15/13 ... Waived on 5/16/14 ... Signed by Philadelphia as a free agent on 5/19/14 ... Waived on 9/6/14 ... Signed by Jacksonville as a free agent on 1/5/15 ... Placed on injured reserve on 8/24/15 ...

**PRO:** Fifth-year WR has played in 37 games with 24 starts, all with Tampa Bay ... Also spent time with Philadelphia from 2013-14 ... Career totals include 59 receptions for 862 yards (14.6 avg.) and five TDs ... Added 13 kickoff returns for 23.5 avg. and 15 rushes for 44 yards ... Has 12 career receptions of 25-plus yards and three of 50-plus yards ... Declared for the NFL Draft following his junior season ... First name is pronounced uh-REEL-ee-us ...

**2015:** Spent training camp and preseason with Jacksonville and was placed on injured reserve on Sept. 6 ...

**2014:** Spent preseason with Philadelphia and totaled three receptions for 61 yards and two TDs ... Was placed on injured reserve on Aug. 29 and received an injury settlement on Sept. 6 ...

**2013:** Was traded to Philadelphia on March 15 ... Missed the entire season with an ACL injury suffered in training camp ...

**2012:** Played in eight games with one start in his final season with Tampa Bay ... Totaled four receptions for 26 yards, three rushes for 16 yards and 13 kickoff returns for 23.5-yard average ... Missed the final half of the season after being placed on injured reserve with shoulder and knee injuries ...

**2011:** Started all 14 games played and produced a career-high 30 receptions for 441 yards and three TDs ... Added six carries for minus-seven yards ... Had a 25-yard TD catch on 9/18 at MIN ... Registered a season-high 83 yards on three receptions on 10/16 vs. NO including a 65-yard TD catch ... Recorded a season-high two catches of 25-plus yards on 11/20 at GB and finished with 75 yards on five receptions ...

**2010:** Played in 15 games with nine starts as a rookie ... Registered 25 receptions for 395 yards and two TDs along with 35 yards on six carries ... Made NFL debut on 9/12 vs. CLE ... Recorded a then career-long 53-yard reception on 10/31 at ARI and scored his first career TD (13 yards) the following week on 11/7 at ATL ... Had a career-high 122 yards on four receptions and his only career 100-yard receiving game on 12/12 at WAS including a career-long 64-yard catch.

**COLLEGE:** Three-year letterman at Illinois ... Declared for the draft following his junior season ... Ranked fourth in school history with 3,613 all-purpose yards ... Finished his career with 159 receptions for 2,221 yards and seven TDs ... Had 23.7-yard kickoff return average on 42 returns with one TD and 7.6-yard average on 15 returns ... Finished with 38 catches for 490 yards and two TDs as a junior along with 12 kickoff returns for a 26.5-yard average ... Produced a career-high 1,055 yards and three TDs on 67 catches as a sophomore and earned first-team All-Big Ten honors ... Recorded five 100-yard receiving games ... Added 20 kickoff returns for a 19.9-yard average ... Saw action as a true freshman and earned Big Ten Freshman of the Year honors, totaling 54 receptions for 676 yards and two TDs ... Also had a 90-yard kickoff return for a score ... Set school records for receptions and receiving yards by a freshman.

**PERSONAL:** Attended Dunbar High School in Washington, D.C. ... Named USA Today first-team All-American and was also a Parade All-American ... Five-star player by Rivals.com and ranked as the No. 2 WR in the country by Rivals.com ... Had 56 receptions for 1,039 yards and nine TDs as a senior ... First player in school history to surpass 1,000 career receiving yards ... Son of Denise Benn ... Full name: Arrelious Markus Benn.

# DAMIAN COPELAND

## 83 DAMIAN COPELAND

WIDE RECEIVER

6-1 182 LBS.


LOUISVILLE

BORN OCTOBER 17, 1990

BRADENTON, FLORIDA

ACQ: ROOKIE FREE AGENT 2014

EXP: 2ND YEAR



**GAMES PLAYED/STARTED:** 2014 (IR), 2015 (IR)

**NFL TOTALS:** 0 games, 0 starts

**JAGUARS TOTALS:** 0 games, 0 starts

**POSTSEASON TOTALS:** 0 games, 0 starts

**TRANSACTIONS:** Originally signed by Jacksonville as an undrafted rookie free agent on 5/12/14 ... Placed on injured reserve on 8/3/14.

**PRO:** Second-year WR was originally signed by Jacksonville as an undrafted free agent on March 12, 2014 ...

**2015:** Spent the 2015 season on injured reserve after suffering a shoulder injury ...

**2014:** Spent the 2014 season on injured reserve after suffering a wrist injury in training camp.

**COLLEGE:** As a senior in 2013, led the team with 52 receptions for 690 yards and five TDs ... Caught a 22-yard TD pass in the back of the end zone in the fourth quarter of a road win at No. 23 Cincinnati ... Had at least one catch in all 12 games ... Caught a career-high eight passes for 115 yards in a win over Rutgers ... Made six catches for 98 yards and a career-high two TDs against Ohio ... As a junior in 2012, started all 13 games at WR ... Totaled a team-leading 50 receptions for 628 yards and two TDs ... Caught a pass in all 13 games ... As a sophomore in 2011, played in one game before suffering a season-ending injury ... Appeared in eight games for the season and caught eight passes for 113 yards ... Made three receptions for 61 yards in his collegiate debut against Arkansas State.

**PERSONAL:** Attended Palmetto (Fla.) High School where he played for coach Raymond Woodie ... Caught 52 passes for 718 yards and 11 TDs as a senior en route to all-area honors ... Named a first-team all-area and all-state selection ... Native of Bradenton, Fla., the same hometown of WR Ace Sanders ... Twitter handle is @DCizzle7.



# DANTE FOWLER JR.

## 56 DANTE FOWLER JR.

DEFENSIVE END

6-3 266 LBS.


FLORIDA

BORN AUGUST 3, 1994

ST. PETERSBURG, FLORIDA

ACQ: 1ST ROUND OF 2015 DRAFT (3RD)

EXP: ROOKIE



**GAMES PLAYED/STARTED:** 2015 (IR)

**NFL TOTALS:** 0 games, 0 starts

**POSTSEASON TOTALS:** 0 game, 0 starts

**TRANSACTIONS:** Originally drafted by Jacksonville in the first round (third overall) of the 2015 draft ... Placed on injured reserve on 8/29/15 ...

**PRO:** Declared for the NFL Draft following his junior season ... First defensive player selected in the 2015 NFL Draft (QB Jameis Winston-T.B. and QB Marcus Mariota-TEN were selected with the first and second overall picks, respectively) ... Second-highest defensive player drafted in Jaguars history (LB Kevin Hardy was selected 2nd overall in 1996) ... Joined RB Fred Taylor (9th, 1998), S Reggie Nelson (21st, 2007) and DE Derrick Harvey (8th, 2008) as the only players in franchise history to be drafted out of the University of Florida in the first round ... Joins Harvey as the only DEs selected in the first round in franchise history ... Ninth player selected by the Jaguars from the University of Florida, the most of any college/university in franchise history ... Became third Florida DE in last three years to be drafted in first round ... Suffered a torn ACL on May 18, 2015 in Jaguars rookie mini-camp ...

**COLLEGE:** Played in 37 games with 25 starts ... Career totals included 140 tackles (73 solo), 34 tackles for loss, 14.5 sacks, five forced fumbles, two fumble recoveries and two passes defended ... Started the final 24 games of his career ... Served as a team captain his junior season and two games as a sophomore ... Declared for the NFL Draft following his junior season ... In 2014, started all 12 games as a junior ... Season totals included 60 tackles, 15.0 tackles for loss, 8.5 sacks, 17 QB hurries, two forced fumbles and one fumble recovery ... Served as a team captain ... Finished fourth on the team with 60 tackles ... Led the team with 15.0 tackles for loss and 8.5 sacks ... Posted a team-high 17 QB hurries ... First-team All-SEC selection by the league's coaches, ESPN.com and Phil Steele ... Named a second-team All-America selection by Sporting News and Walter Camp and a fourth-team All-America selection by Phil Steele ... Earned honorable mention All-America honors from Sports Illustrated ... Voted the team's Ray Graves Award winner (Team MVP) and school's Defensive MVP ... Made six tackles (three solo), including 2.0 tackles for loss and registered his first sack and first forced fumble of the season on **9/13 vs. Kentucky** ... Registered a career-high 11 tackles on **10/11 vs. LSU** ... Posted a career-high 3.0 sacks on **1/3/15 vs. East Carolina** in the team's Birmingham Bowl victory ... In 2013, started all 12 games as a sophomore ... Season totals include 50 tackles, 10.5 tackles for loss, seven QB hurries, 3.5 sacks and three forced fumbles ... Led the team with 10.5 tackles for loss and finished second on the team with 3.5 sacks ... Finished fifth on the team and led all defensive linemen with 50 total tackles ... Named a second-team All-SEC selection by the media ... Selected to the College Football News All-Sophomore team ... Named the Athlon Sports National Defensive Player of the Week and the SEC Defensive Player of the Week for his performance on **9/21 vs. Tennessee** in which he registered 3.0 tackles for loss, including 1.0 sack and forced two fumbles and recovered one fumble ... Posted 2.0 sacks on **9/28 at Kentucky** ... Named to Phil Steele's midseason All-SEC first-team ... In 2012, saw action in all 13 games and made one start as a true freshman ... Season totals include 30 tackles, 8.5 tackles for loss and 2.5 sacks ... Finished second on the team among freshmen with 30 tackles (13 solo) ... Named a first-team SEC Coaches' All-Freshman selection for DL ... Named a CBSSports.com Freshman All-America selection and second-team All-Freshman choice by Scout.com, Phil Steele and FoxSportsNext.com ... Made his collegiate debut on **9/1 vs. Bowling Green** and posted three tackles (two solo), including 0.5 tackles for loss ... Made his first career start on **11/3 vs. Missouri** ... Posted the first sack of his career on **10/20 vs. South Carolina** ...

**PERSONAL:** Native of St. Petersburg, Fla. ... Attended Lakewood Senior (St. Petersburg, Fla.) High School, where he played for Head Coach Cory Moore ... A five-star prospect ranked as the No. 3 weakside defensive side and No. 28 recruit overall by Rivals.com ... Ranked in the Rivals100 national list (No. 28), as well as the ESPN 150 national list (No. 71) ... Named an Honorable Mention All-American by Sports Illustrated ... Competed in the 2012 Under Armour All-American Game ... Helped Lakewood to a 7-4 record as a senior ... Also competed as a shot putter, recording a top-throw of 14.32 meters ... Son of Lanora and Dante Fowler Sr. ... Has one son, Dante Fowler III, who is three years old ... Has two younger brothers, Donterio and Cam'Ron ... Twitter handle is @DanteFowler.

# COREY GRANT



**33**

## COREY GRANT



RUNNING BACK

5-11 205 LBS.

AUBURN

BORN DECEMBER 19, 1991

OPELIKA, ALABAMA

ACQ: FREE AGENT 2015

EXP: ROOKIE

**GAMES PLAYED/STARTED:** 2015 (6/0)

**NFL TOTALS:** 6 games, 0 starts

**POSTSEASON TOTALS:** 0 games, 0 starts

**TRANSACTIONS:** Originally signed by Jacksonville as an undrafted rookie free agent on 5/8/15 ... Placed on injured reserve on 10/20/15 ...

**PRO:** Undrafted RB who had six carries for two yards and two receptions for 13 yards during his rookie campaign ... Returned eight kicks for 220 yards (27.5 avg.) ... Season cut short due to a hip injury ...

**2015: 9/13 vs. CAR:** Recorded one kickoff return for 40 yards in NFL debut ... Also had one reception for five yards ... **9/20 vs. MIA:** Had two kickoff returns for 46 yards (23.0 avg.) ... **9/27 at N.E.:** Rushed twice for six yards (3.0 avg.) and returned two kicks for 41 yards (20.5 avg.), with a long of 24 ... **10/4 at IND:** Served as the team's kick returner, having all five kicks downed for a touchback ... **10/11 at T.B.:** Had two carries for -6 yards and returned three kicks for 93 yards (31.0 avg.), including a long of 42 ... **10/18 vs. HOU:** Rushed once for one yard and saw action on special teams ...

**COLLEGE:** Finished his career with 1,040 rushing yards, becoming the 41st 1,000-yard career rusher in school history ... Scored 11 career TDs ... Ranks seventh in school history with a 24.48-yard kick return avg. ... As a senior in 2014, saw action in 13 games and rushed 60 times for 364 yards (6.07 rush avg.) and three TDs ... Served as the team's kick returner and returned 18 kickoffs for 403 yards (22.4 KR avg.), including a long of 32 yards ... As a junior in 2013, served as one of the team's three main options at tailback ... Amassed 647 rushing yards, averaging 9.8 yards per carry ... Produced 146 rushing yards, including a 75-yard TD run against Washington State, his first 100-yard rushing game ... Scored a TD on a 90-yard kickoff return to open up the second half at Tennessee ... Rushed for 65 yards and one TD in the SEC Championship Game vs. Missouri ... In 2012, saw limited action for the Tigers ... After transferring to Auburn, sat out the 2011 season to satisfy NCAA rules ... Redshirted as a freshman at Alabama before deciding to transfer to Auburn ...

**PERSONAL:** Attended Opelika High School in Opelika, Ala. where he played for head coach Brian Blackmon ... Rated a four-star prospect by Rivals.com and Scout.com ... Ranked as the nation's No. 5 all-purpose running back by Rivals.com and a member of the Rivals250 ... SuperPrep magazine All-American, state's No. 6 player and the country's No. 14 running back ... PrepStar All-American ... Also starred on the school's track team and was a two-time Alabama 6A State 100-meter champion and winner of the 2009 200-meter championship ... As a senior, rushed for 812 yards and 11 TDs and caught 16 passes for 235 yards and two TDs ... 2009 Class 6A honorable mention ASWA All-State selection ... Rushed for 724 yards and 14 touchdowns as a junior in 2008 while averaging 8.2 yards per carry ... Also averaged 28.4 yards per punt return with two scores ... Son of Deborah and Ike Grant ... Majored in physical activity and health education with a minor in sports coaching.

## 2015 GAME-BY-GAME STATISTICS

DATE	GAME	RUSHING					RECEIVING				
		NO	YDS	AVG	LG	TD	NO	YDS	AVG	LG	TD
09/13	vs. Carolina	0	0	0.0	0	0	1	5	5.0	5	0
09/20	vs. Miami	1	1	1.0	1	0	0	0	0.0	0	0
09/27	at New England	2	6	3.0	4	0	1	8	8.0	8	0
10/04	at Indianapolis	0	0	0.0	0	0	0	0	0.0	0	0
10/11	at Tampa Bay	2	-6	-3.0	11	0	0	0	0.0	0	0
10/18	vs. Houston	1	1	1.0	1	0	0	0	0.0	0	0
10/25	vs. Buffalo										
11/01	BYE WEEK										
11/08	at N.Y. Jets										
11/15	at Baltimore										
11/19	vs. Tennessee										
11/29	vs. San Diego										
12/06	at Tennessee										
12/13	vs. Indianapolis										
12/20	vs. Atlanta										
12/27	at New Orleans										
01/03	at Houston										
<b>2015 totals:</b>		<b>6</b>	<b>2</b>	<b>0.3</b>	<b>11</b>	<b>0</b>	<b>2</b>	<b>13</b>	<b>6.5</b>	<b>8</b>	<b>0</b>

DATE	GAME	NO.	YDS	KICK RETURNS		
				AVG.	LG	TD
09/13	vs. Carolina	1	40	40.0	40	0
09/20	vs. Miami	2	46	23.0	24	0
09/27	at New England	2	41	20.5	24	0
10/04	at Indianapolis	0	0	0.0	0	0
10/11	at Tampa Bay	3	93	31.0	42	0
10/18	vs. Houston	0	0	0.0	0	0
10/25	vs. Buffalo					
11/01	BYE WEEK					
11/08	at N.Y. Jets					
11/15	at Baltimore					
11/19	vs. Tennessee					
11/29	vs. San Diego					
12/06	at Tennessee					
12/13	vs. Indianapolis					
12/20	vs. Atlanta					
12/27	at New Orleans					
01/03	at Houston					
<b>2015 totals:</b>		<b>8</b>	<b>220</b>	<b>27.5</b>	<b>42</b>	<b>0</b>

# TOBY GERHART

## 21 TOBY GERHART

RUNNING BACK  
6-0 235 LBS.  
STANFORD

BORN MARCH 28, 1987  
NORCO, CALIFORNIA

ACQ: UNRESTRICTED FREE AGENT (MINNESOTA) 2014  
EXP: 6TH YEAR



**GAMES PLAYED/STARTED:** 2010 (15/1), 2011 (16/5), 2012 (16/0), 2013 (14/0), 2014 (14/7), 2015 (7/1)

**NFL TOTALS:** 82 games, 14 starts

**JAGUARS TOTALS:** 21 games, 8 starts

**POSTSEASON TOTALS:** 1 game, 0 starts

**TRANSACTIONS:** Originally drafted by Minnesota in the second round (51st overall) of the 2010 NFL draft ... Signed by Jacksonville as an unrestricted free agent on 3/12/14 ... Placed on injured reserve on 12/15/15 ...

**PRO:** Sixth-year RB has played in 82 career games with 14 starts ... Career totals include 397 carries for 1,675 yards (4.2 avg.) and seven TDs, 100 receptions for 809 yards (8.1 yards/rec.) and three TDs ... Joined Jaguars as an unrestricted free agent in 2014 after four seasons in Minnesota ... Has appeared in all but five games over his career ... Rushed for a career-high 531 yards in 2011 ... Has 10-plus carries in 14 games, including two games with 20-plus rushes ... Selected with the 51st overall selection of the 2010 NFL draft after the Vikings traded up with the Houston Texans ... Runner-up for the Heisman Trophy at Stanford in 2009 ...

**2015: 9/13 vs. CAR:** Inactive ... **9/20 vs. MIA:** Inactive ... **9/27 at N.E.:** Made his season debut, rushing three times for 10 yards (3.3 avg.) ... **10/4 at IND:** Rushed once for -2 yards ... **10/11 at T.B.:** Rushed once for two yards, and saw action on special teams ... **10/18 vs. HOU:** Started at RB, rushing nine times for 26 yards (2.9 rush avg.) and recording three receptions for 23 yards (7.7 rec. avg.) ... **10/25 vs. BUF:** Rushed six times for eight yards (1.3 rush avg.) and made one special teams tackle ... **11/8 at NYJ:** Inactive ... **11/15 at BAL:** Inactive ... **11/19 vs. TEN:** Saw action on special teams ... **11/29 vs. S.D.:** Saw action on special teams ...

**2014:** Appeared in 14 games with seven starts in his first season with the Jaguars ... Finished with 326 yards on 101 rushes with two TDs ... Added 20 receptions for 186 yards and four special teams tackles ... Was limited by foot injury suffered in Week 1 against the Eagles throughout the season ... **9/7 at PHI:** Started at RB in Jaguars debut and rushed for 42 yards on 17 carries and added two catches for 15 yards. Suffered a sprained ankle in the second quarter and returned to the game in the second half ... **9/21 vs. IND:** Started at RB and totaled 32 yards on nine carries and two receptions for 31 yards including a 26-yard grab ... **9/28 at SD:** Started at RB and had 10 carries for 32 yards and one catch for eight yards. Lost a fumble on the opening possession ... **10/5 vs. PIT:** Started at RB and had four carries for nine yards and a 20-yard reception, his second catch in 20-plus yards through five games ... **10/12 at TEN:** Inactive (foot) ... **10/19 vs. CLE:** Inactive (foot) ... **10/26 vs. MIA:** Returned to action and had four rushes for 10 yards and one reception for three yards ... **11/2 at CIN:** Finished with three rushes for 19 yards and three receptions for 49 yards, the second-most receiving yards of his career ... **11/23 at IND:** Totaled four carries for 31 yards including a season-long 23-yard rush. Added three receptions for 19 yards. Also saw action on special teams and had a tackle ... **11/30 vs. NYG:** Led team with two special teams tackles ... **12/7 vs. HOU:** Produced 19 yards on five carries and 16 yards on two receptions. Had a special teams tackle in the third straight game ... **12/14 at BAL:** Started at RB and rushed for a season-high 54 yards on 13 carries with a long of 10 yards. Added two receptions for nine yards ... **12/18 vs. TEN:** Started at RB and produced 53 yards and one TD on 12 carries along with one reception for seven yards ...

**2013:** Played in 14 games ... Season totals included 36 rushes for 283 yards (7.9 yards/rush) and two TDs and 13 receptions for 88 yards (6.8 yards/rec.) ... Returned seven kickoffs for 106 yards (15.1 yards/ret.) ... Rushed seven times for 67 yards (9.6 yards/rush) on **11/17 at SEA** ... Rushed for a season-high 91 yards on eight carries (11.4 yards/rush) on **11/24 at GB** ... Carried the ball a season-high 15 times for 89 yards (5.9 yards/rush) on **12/8 at BAL** ... Was inactive on **12/15 vs. PHI** with a hamstring injury ...

**2012:** Played in all 16 games for the second time in his career ... Had 50 rushes for 169 yards (3.4 yards/rush) and one TD and also caught 20 passes for 155 yards (7.8 yards/rec.) ... Rushed six times for a season-high 41 yards (6.8 yards/rush), including two rushes of 10-plus yards on **10/7 vs. TEN** ... Rushed a season-high eight times for 31 yards (3.9 yards/rush) on **12/23 at HOU** ... Appeared in NFC Wildcard playoff game on **1/5 at GB**, the only postseason appearance of his career ...

**2011:** Saw action in all 16 games for the first time in his career ... Started a career-high five games at RB after seeing an increase in playing time following his rookie season ... Season totals include a career-high 531 rushing yards on 109 carries (4.9 yards/rush), along with one rushing TD ... Also caught 23 passes for 190 yards

(8.3 yards/rec.) and scored the only three receiving TDs of his career ... Notched the longest run for a Viking on a 67-yard rush and registered his first 100-yard rushing game on **12/24 at WAS** ... Rushed for 90-plus yards in consecutive weeks for the first time in his career on **12/4 vs. DEN** (91) and **12/11 at DET** (90) ...

**2010:** Saw action in 15 games with one start as a rookie after being inactive for the season opener ... Made his NFL debut on **9/19 vs. MIA** and rushed four times for 10 yards, including two first downs ... Rushed a career-high 22 times for 76 yards, including three first downs and one TD on **11/28 at WAS**.

**COLLEGE:** Started 26 of 38 career games ... Finished his collegiate career ranked 2nd on Stanford's all-time career rushing list with 3,522 yards ... Ranked first in career rushing TDs with 44 and rushing attempts with 671 ... Was just the second RB in school history to rush for 1,000+ yards in consecutive seasons ... Ran for 100+ yards 19 times in his career, including three contests in which he rushed for 200 or more yards ... Set school's single-game rushing record with a 223-yard performance against Oregon in 2009 ... Consensus All-America and named the Pacific-10 Offensive Player of the Year as a senior ... Finished runner-up in the 2009 Heisman Trophy balloting, 28 points behind Mark Ingram in the closest race in Heisman history up to that point ... Limited to one game his sophomore season due to a knee injury ... Played in all 12 games as a freshman ... Was a starting outfielder for the baseball team ... Majored in management science and engineering.

**PERSONAL:** Played for his father at Norco (Calif.) high school ... Set California high school rushing record with 9,662 yards ... Consensus All-America ... Named first-team All-State, CIF Division V Player of the Year and Los Angeles Times Player of the Year as a senior ... Gatorade's High School Player of the Year for California ... Rushed for 3,233 yards and 39 TDs as a senior ... All-State in baseball as a junior and senior ... Turned down a professional baseball contract in 2009 to continue playing college football ... Father, Todd was a RB at Cal State-Fullerton before joining the USFL for two seasons and went to training camp with the Vikings in 1986 ... Has triplet sisters who all played college softball, two at Stanford and one at Cal Poly-SLO.

### 2015 GAME-BY-GAME STATISTICS

DATE	GAME	RUSHING					RECEIVING				
		NO	YDS	AVG	LG	TD	NO	YDS	AVG	LG	TD
09/13	vs. Carolina										
09/20	vs. Miami										
09/27	at New England	3	10	3.3	5	0	0	0	0.0	0	0
10/04	at Indianapolis	1	-2	-2.0	-2	0	0	0	0.0	0	0
10/11	at Tampa Bay	1	2	2.0	2	0	0	0	0.0	0	0
10/18	vs. Houston	9	26	2.9	6	0	3	23	7.7	8	0
10/25	vs. Buffalo	6	8	1.3	4	0	0	0	0.0	0	0
11/01	BYE WEEK										
11/08	at N.Y. Jets										
11/15	at Baltimore										
11/19	vs. Tennessee	0	0	0.0	0	0	0	0	0.0	0	0
11/29	vs. San Diego	0	0	0.0	0	0	0	0	0.0	0	0
12/06	at Tennessee										
12/13	vs. Indianapolis										
12/20	vs. Atlanta										
12/27	at New Orleans										
01/03	at Houston										
<b>2015 totals:</b>		<b>20</b>	<b>44</b>	<b>2.2</b>	<b>6</b>	<b>0</b>	<b>3</b>	<b>23</b>	<b>7.7</b>	<b>8</b>	<b>0</b>

### REGULAR SEASON CAREER STATISTICS

YEAR	TEAM	GP/GS	RUSHING				
			NO	YDS	AVG	LG	TD
2010	MIN	15/1	81	322	4.0	21	1
2011	MIN	16/5	109	531	4.9	67	1
2012	MIN	16/0	50	169	3.4	22	1
2013	MIN	14/0	36	283	7.9	41t	2
2014	JAX	14/7	101	326	3.2	23	2
2015	JAX	7/1	20	44	2.2	6	0
<b>NFL totals: 6 yrs.</b>		<b>82/14</b>	<b>397</b>	<b>1,675</b>	<b>4.2</b>	<b>67</b>	<b>7</b>

YEAR	TEAM	GP/GS	RECEIVING				
			NO	YDS	AVG	LG	TD
2010	MIN	15/1	21	167	8.0	23	0
2011	MIN	16/5	23	190	8.3	42	3
2012	MIN	16/0	20	155	7.8	21	0
2013	MIN	14/0	13	88	6.8	13	0
2014	JAX	14/7	20	186	9.3	26	0
2015	JAX	7/1	3	23	7.7	8	0
<b>NFL totals: 6 yrs.</b>		<b>82/14</b>	<b>100</b>	<b>809</b>	<b>8.1</b>	<b>42</b>	<b>3</b>



# ABRY JONES



## 2015 GAME-BY-GAME STATISTICS

DATE	GAME	TKL	SOLO	ASST	ST	SACKS	FF	FR	PD	TFL
09/13	vs. Carolina	0	0	0	0	0.0	0	0	0	0
09/20	vs. Miami	0	0	0	0	0.0	0	0	0	0
09/27	at New England	1	0	1	0	0.0	0	0	1	0
10/04	at Indianapolis	0	0	0	0	0.0	0	1	0	0
10/11	at Tampa Bay	5	3	2	0	0.0	0	0	1	2
10/18	vs. Houston	0	0	0	0	0.0	0	0	0	0
10/25	vs. Buffalo	1	1	0	0	1.0	0	0	0	1
11/1	BYE WEEK									
11/08	at N.Y. Jets	3	0	3	0	0.0	0	0	0	0
11/15	at Baltimore	4	1	3	0	1.0	1	0	0	0
11/19	vs. Tennessee	1	1	0	0	0.0	0	0	0	0
11/29	vs. San Diego	0	0	0	0	0.0	0	0	0	0
12/06	at Tennessee	0	0	0	0	0.0	0	0	0	0
12/13	vs. Indianapolis	0	0	0	0	0.0	0	0	0	0
12/20	vs. Atlanta	1	1	0	0	0.0	0	0	0	0
12/27	at New Orleans	0	0	0	0	0.0	0	0	0	0
01/03	at Houston					IR				
<b>2015 totals:</b>		<b>16</b>	<b>7</b>	<b>9</b>	<b>0</b>	<b>2.0</b>	<b>1</b>	<b>1</b>	<b>2</b>	<b>3</b>



## REGULAR SEASON CAREER STATISTICS

	GP/GS	TKL	SOLO	ASST	SACKS	FF	FR	PD	TFL
2013 JAX	8/0	9	8	1	0.5	0	0	0	0
2014 JAX	16/2	39	23	16	3.0	1	0	1	4
2015 JAX	15/0	16	7	9	2.0	1	1	2	3
<b>NFL totals: 3 yrs.</b>	<b>39/2</b>	<b>64</b>	<b>38</b>	<b>24</b>	<b>5.5</b>	<b>2</b>	<b>1</b>	<b>3</b>	<b>7</b>

**95**

## ABRY JONES



DEFENSIVE TACKLE

6-4 320 LBS.

GEORGIA

BORN SEPTEMBER 8, 1991

WARNER ROBINS, GEORGIA

ACQ: ROOKIE FREE AGENT 2013

EXP: 3RD YEAR

**GAMES PLAYED/STARTED:** 2013 (8/0), 2014 (16/2), 2015 (15/0)

**NFL TOTALS:** 39 games, 2 starts

**POSTSEASON TOTALS:** 0 games, 0 starts

**TRANSACTIONS:** Originally signed by Jacksonville as an undrafted rookie on 4/27/13 ... Placed on injured reserve on 1/1/16 ...

**PRO:** Earned roster spot as an undrafted rookie in 2013 and has played in 39 games ... Career totals include 64 tackles (38 solo), 5.5 sacks, two forced fumbles, one fumble recovery, three passes defended and five QB pressures ... Played in all 16 games in 2014 ...

**2015: 9/13 vs. CAR:** Served as a reserve defense lineman in season opener ... **9/20 vs. MIA:** Played as a reserve defensive tackle and was active on special teams ... **9/27 at N.E.:** Made one tackle and recorded one pass defended ... **10/4 at IND:** Saw action at DT and special teams, and recorded his first career fumble recovery ... **10/11 at T.B.:** Made five tackles (three solo), including two tackles for loss and recorded one pass defended ... **10/18 vs. HOU:** Saw action at DT and on special teams ... **10/25 vs. BUF:** Made one tackle (one solo), including one sack ... **11/8 at NYJ:** Saw action at DT, making three tackles ... **11/15 at BAL:** Made four tackles (one solo), including a sack-fumble that was recovered by DT Tyson Alualu ... **11/19 vs. TEN:** Saw action at DT and made one tackle (one solo) ... **11/29 vs. S.D.:** Saw action at DT and on special teams ... **12/6 at TEN:** Saw action at DT and on special teams ... **12/13 vs. IND:** Saw action at DT and on special teams ... **12/20 vs. ATL:** Saw action at DT and made one tackle (one solo) ... **12/27 at N.O.:** Saw action at DT ...

**2014:** Played in all 16 games for the first time in his career and registered a career-best 39 tackles (23 solo), three sacks, four tackles for loss, three quarterback hits and one forced fumble ... **10/5 vs. PIT:** Registered a career-high two sacks including a sack/forced fumble of Ben Roethlisberger early in the fourth quarter. Also sacked Roethlisberger in the second quarter. Added one QB pressure and one tackle for loss ... **10/19 vs. CLE:** Made three solo tackles, one QB hit and one tackle for loss ... **12/7 vs. HOU:** Saw action at DT and matched his season-high with four tackles (three solo) ... **12/14 at BAL:** Totaled three tackles in reserve role ... **12/18 vs. TEN:** Made first career start and totaled a career-high five tackles (three solo) along with one sack. Sacked Charlie Whitehurst for a three-yard loss on the opening possession ... **12/28 at HOU:** Started for the second consecutive game and totaled three tackles (one solo) ...

**2013:** Played in eight games as a rookie after earning a roster spot as an undrafted free agent ... Totaled nine tackles, 0.5 sacks and one QB hit ... Made NFL debut on **10/6 at STL** and saw action on defense ... **10/20 vs. SD:** Made first career tackle ... **12/22 vs. TEN:** Saw extensive action in DL rotation and posted a career-high four tackles (three solo), one QB hit and split a sack with Paul Posluszny in the first quarter ... **12/29 at IND:** Totaled two solo tackles in season-finale.

**COLLEGE:** Three-year letterman ... Appeared in 46 games, making 26 starts at DE and DT ... Career totals include 107 tackles (52 solo), 35 QB pressures, 13.5 tackles for a loss, 5.0 sacks and two forced fumbles ... As a senior, started six of seven games and made 17 tackles before missing the final seven games due to an ankle injury ... Received the David Jacobs Award as a player who, by example, portray courage, spirit, character and determination ... As a junior, received the team's Most Improved Player Award (defense) after starting all 14 games and recording 48 tackles (28 solo), 20 QB pressures, 7.0 tackles for a loss and 4.0 sacks ... Named SEC Defensive lineman of the Week after tallying four tackles (1.5 for a loss) vs. Kentucky and three tackles, three pass breakups and a forced fumble at Vanderbilt ... Appeared in all 13 games with six starts as a sophomore ... Registered a career-high 16 tackles (two for a loss) and one forced fumble vs. Georgia Tech ... Saw action in 12 games as a freshman ... Majored in communication studies.

**PERSONAL:** Single ... Attended Northside (Ga.) High School ... USA Today All-USA second-team selection.



# BRANDON LINDER

## 65 BRANDON LINDER

GUARD

6-6 320 LBS.


MIAMI (FLA.)

BORN JANUARY 25, 1992

SOUTHWEST RANCHES, FLORIDA

ACQ: 3RD ROUND OF 2014 DRAFT (93RD)

EXP: 2ND YEAR



**GAMES PLAYED/STARTED:** 2014 (15/15), 2015 (3/3)

**NFL TOTALS:** 18 games, 18 starts

**POSTSEASON TOTALS:** 0 games, 0 starts

**TRANSACTIONS:** Originally drafted in the third round (93rd overall) of the 2014 draft ... Placed on injured reserve on 10/5/15 ...

**PRO:** Second-year pro has started in all 18 games he has played ... Was a third-round pick of the Jaguars in 2014 ... Four-year starter at Miami ... First player from the University of Miami ever drafted by the Jaguars ... Became 24th offensive lineman drafted by the Jaguars in franchise history ...

**2015:** Placed on season-ending IR because of surgery to repair a labral tear in his left shoulder ... **9/13 vs. CAR:** Started at RG to kick off his second season with the Jaguars ... **9/20 vs. MIA:** Helped the Jaguars rush for 123 yards and did not allow a sack ... **9/27 at N.E.:** Started at RG in team's road opener ... **10/4 at IND:** Inactive ...

**2014:** Started 15 games at RG as a rookie ... Part of OL that helped club finish sixth in the NFL in average per rush (4.5) ... **9/7 at PHI:** Started at RG in his NFL debut, one of three Jaguars rookies to start on opening day (WR Marqise Lee, WR Allen Hurns) ... Helped pave the way on **10/19 vs. CLE** for an offense that rushed for a season-high 185 yards on 35 carries and 176 yards on **10/26 vs. MIA**, the first time since 2010 the club eclipsed 150-plus rushing yards in back-to-back games ... Was inactive on **11/9 vs. DAL** with a shoulder injury ... Started at RG on **12/28 at HOU** and was part of OL that helped team produce 121 yards on 14 carries (8.6 avg.) ...

**COLLEGE:** Four-year starter ... Started 42 games (37 at RG, 2 at LT, 3 at C) ... Finished career with 35 TD-resulting blocks and 275 key blocks/knockdowns ... Started all 13 games as a senior, 10 at RG and three at LT ... Second-team All-ACC selection by the league's coaches and received All-ACC first team honors from The NFL Draft Report ... Named team's Most Valuable Player after leading team with 90 percent grade for blocking consistency, 11 TD-resulting blocks and 84 knockdowns ... Did not allow a sack ... Started all 12 games at RG as a junior ... Third-team All-ACC selection by Phil Steele ... Earned All-ACC honorable mention honors from the league's coaches ... Anchored an OL that paved way for the third-best passing offense (295.4) in ACC ... Started all 12 games as a sophomore at RG ... Tied for team-best with 90 percent blocking consistency ... Made only seven mental errors ... Allowed only 1.5 of the 19 sacks allowed and posted eight TD-resulting blocks, along with 68 knockdowns ... Appeared in all 12 games with five starts as a true freshman ... Named to All-ACC freshman team ... Recorded 48 knockdowns and four TD-resulting blocks ... Graded out above 90 percent for last seven games of the regular season ... Played four different positions against Georgia Tech and earned ACC Player of the Week honors ... Majored in health education.

**PERSONAL:** Single ... Resides in Southwest Ranches, Fla. ... Attended St. Thomas Aquinas High School in Ft. Lauderdale, Fla. ... Named U.S. Army All-American and was rated the third-best center in the country by Rivals.com ... Helped team compile a 28-1 record during his final two seasons and captured the Class 5A state title as a junior. Full name: Brandon Linder.

# SEN'DERRICK MARKS

## 99 SEN'DERRICK MARKS

DEFENSIVE TACKLE

6-2 316 LBS.

AUBURN

BORN FEBRUARY 23, 1987

MOBILE, ALABAMA

ACQ: UNRESTRICTED FREE AGENT (TENNESSEE) 2013

EXP: 7TH YEAR



**GAMES PLAYED/STARTED:** 2009 (9/0), 2010 (12/3), 2011 (16/9), 2012 (14/14), 2013 (16/16), 2014 (16/16), 2015 (4/2)

**NFL TOTALS:** 87 games, 60 starts

**JAGUARS TOTALS:** 36 games, 34 starts

**POSTSEASON TOTALS:** 0 games, 0 starts

**TRANSACTIONS:** Originally drafted by Tennessee in the second round (62nd overall) of the 2009 draft ... Signed by Jacksonville as an unrestricted free agent on 4/2/13 ... Placed on injured reserve on 11/18/15 ...

**PRO:** Seventh-year DT has played in 87 games with 60 starts ... Career totals include 262 tackles (151 solo), 15.5 sacks, 33 tackles for loss, 48 QB pressures, six forced fumbles, 20 passes defended, four fumble recoveries and one INT ... Joined Jaguars in 2013 as an unrestricted free agent and produced career-best totals in back-to-back seasons including a team-high 8.5 sacks in 2014 ... His 8.5 sacks ranked third among NFL defensive tackles ... Suffered a torn ACL in the second quarter of the 2014 season finale ... Has 12.5 sacks, 26 QB hits, 22 tackles for loss, two forced fumbles, four fumble recoveries and 14 passes defended in three seasons with the Jaguars ... His 12.5 sacks with Jaguars are fifth-most in franchise history by a DT ... Spent previous four seasons with the Tennessee Titans after being selected in the second round of the 2009 draft ... Declared for NFL draft following three seasons at Auburn ...

**2015: 9/13 vs. CAR:** Inactive ... **9/20 vs. MIA:** Inactive ... **9/27 at N.E.:** Inactive ... **10/4 at IND:** Inactive ... **10/11 at T.B.:** Inactive ... **10/18 vs. HOU:** Made his 2015 debut, making one tackle ... **10/25 vs. BUF:** Made one tackle (one solo), including one tackle for loss and two passes defended ... **11/8 at NYJ:** Made his first start of 2015, making one tackle and recording one pass defended ... **11/15 at BAL:** Started at DT and made two tackles ...

**2014:** Started all 16 games at DT and produced career-best numbers with 8.5 sacks, 16 QB hits, 15 tackles for loss and three passes defended ... Finished with 44 tackles (34 solo) and one fumble recovery ... Suffered a torn ACL in the season finale ... His 8.5 sacks were the second-most in franchise history by a DT and were the third-most among NFL DTs in 2014 ... **9/7 at PHI:** Tallied five tackles (four solo) in the season-opener along with two tackles for loss, one sack and one QB hit. Sacked QB Nick Foles for a six-yard loss in the second quarter ... **9/14 at WAS:** Totaled six tackles (four solo) including two for loss ... **9/21 at IND:** Split a sack and had two QB pressures, his second sack in the first three games ... **9/28 at SD:** Made two tackles including a split sack with DT Red Bryant on the Chargers first possession. Added a team-high two QB hits ... **10/12 at TEN:** Had four solo tackles, one tackle for loss and one pass defended ... **10/19 vs. CLE:** Posted a team-high two QB hits along with one tackle for loss ... **10/26 vs. MIA:** Registered 10th career sack, taking down Ryan Tannehill for a seven-yard loss in the first quarter. Added one tackle for loss and one QB hit ... **11/2 at CIN:** Recorded a sack in back-to-back games for the first time in his career, taking down Andy Dalton for a one-yard loss in the second quarter. Added three tackles, one tackle for loss and one QB hit ... **11/9 vs. DAL:** Tallied a sack for the third consecutive game while adding two tackles, one tackle for loss and one QB hit. Took down Tony Romo for a six-yard loss in the fourth quarter ... **11/23 at IND:** Recovered an Andrew Luck fumble in the first quarter ... **11/30 vs. NYG:** Produced a career-high two sacks along with two tackles for loss and one forced fumble. Sealed the win with a sack of Eli Manning late in the fourth quarter and the ball was recovered by Chris Clemons ... **12/7 vs. HOU:** Was involved on a half-sack of Ryan Fitzpatrick on the Texans' first offensive possession ... **12/14 at BAL:** Made one tackle and a team-high two QB hits ... **12/18 vs. TEN:** Sealed the victory with a sack of Charlie Whitehurst on fourth down with no time remaining. Added three solo tackles ... **12/28 at HOU:** Started at DT and made two solo tackles. Suffered a torn ACL in the second quarter and did not return ...

**2013:** Started all 16 games for the first time in his career and registered then career-highs in sacks (4.0), forced fumbles (2), fumble recoveries (3) passes defended (8) and tackles for loss (6) ... Led all DL with 931 snaps played ... One of only three defensive players (Jason Babin, Tyson Alualu) and five players overall to start all 16 games ... **9/8 vs. KC:** Made Jaguars debut with start at DT, finishing with three solo tackles and one QB hit ... **9/22 at SEA:** Finished with two tackles and tied for team-lead with two QB hits ... **10/6 at STL:** Registered first sack of the season as he sacked and forced a fumble of Sam Bradford. Added one tackle for loss, two passes defended and one QB hit ... **10/13 at DEN:** Registered first career fumble recovery in the second quarter and added one tackle for loss ... **10/20 vs. SD:** Recorded second sack of the season, taking down Philip Rivers for a nine-yard loss in the first quarter. Finished with three solo tackles, one tackle for loss, one QB hit and one pass defended ... **11/10 at TEN:** Faced his former team for the first time and had one solo tackle

and one pass defended. Forced a safety on Titans' Chance Warmack for holding in the end zone ... **12/1 at CLE:** Totaled three solo tackles, one sack, one forced fumble, one fumble recovery and one pass defended. Sacked Brandon Weeden in the second quarter and forced a fumble that was recovered by the Browns. Late in the first half, he recovered a fumble forced by Jason Babin and returned it 15 yards. Set single-season career-high with three sacks and two forced fumbles ... **12/15 vs. BUF:** Tallied one sack, one tackle for loss, one fumble recovery and one QB hit. Sacked E.J. Manuel in the second quarter and recovered a Manuel fumble forced by Winston Guy in the third quarter ...

**2012:** Started 14 games at DT ... Totaled 63 tackles (31 solo), 1.5 sacks, three tackles for loss, five QB pressures and one forced fumble ... Was inactive the first two games with an injury ... Notched first sack of the season on **11/11 at MIA** against Ryan Tannehill for an eight-yard loss and added three QB pressures ... Had a season-high seven tackles and split a sack with Kamerion Wimbley of Chad Henne in season-finale on **12/30 vs. JAX** ...

**2011:** Appeared in a career-high 16 games and made nine starts at DT ... Registered 44 tackles (18 solo), 0.5 sacks, three tackles for loss, one forced fumble, seven QB pressures and one pass defended ... Opened season with two tackles on **9/11 at JAX** including one for loss ... Combined with William Hayes to drop Cam Newton for a seven-yard sack in the fourth quarter on **11/13 at CAR** ... Tallied three tackles, a forced fumble, a pass defended and a QB pressure on **12/4 at BUF**. Forced a Scott Chandler fumble that was recovered by the Titans early in the third quarter ... Matched his season-high with five tackles along with a tackle for loss on **12/24 vs. JAX** ... Finished season with four tackles and tied for team-lead with three QB pressures on **1/1 at HOU** ...


**2010:** Played in 12 games with three starts ... Collected 50 tackles (27 solo), six QB pressures, five tackles for loss, one INT and one forced fumble ... Was inactive on **10/10 at DAL** with a knee injury and missed three games with an ankle injury ... Posted a then career-high seven tackles on **9/19 vs. PIT** ... Intercepted a pass deflected by Cortland Finnegan in the first quarter on **9/26 at NYG** ... Made first career start at DT on **10/24 vs. PHI** and had a pass defended ... Started at DT in season-finale on **1/2 at IND** and totaled six tackles, a forced fumble and one QB pressure ...

**2009:** Appeared in nine games as a rookie and finished with 23 tackles, one sack, five QB pressures, one tackle for loss and one pass defended ... Led or tied for the team lead in QB pressures in two games ... Made NFL debut on **10/4 at JAX** ... Finished with season-high six tackles on **11/15 vs. BUF** ... Collected four tackles including for loss on **12/13 vs. STL** ... Registered first career sack on **1/3 at SEA** against Matt Hasselbeck.

**COLLEGE:** Started 37 of 40 games and declared for NFL draft following his junior season ... Finished career with 114 tackles, 7.5 sacks, 30 tackles for loss and 10 QB pressures ... Started 11 games as a junior and earned second-team All-SEC honors from the Associated Press ... Totaled 32 tackles, two sacks and two QB pressures ... Ranked second on team and 10th in SEC with 10 tackles for loss ... Started at RDE in every game as a sophomore despite playing most of the season with a hernia that required surgery after the season ... Tallied 43 tackles, two sacks and nine tackles for loss ... Added seven QB pressures, three passes defended, a forced fumble, a fumble recovery and blocked two field goals ... Started all 13 games at RDT as a redshirt freshman ... Recorded 38 tackles, 3.5 sacks, 11 tackles for loss, three fumble recoveries, one forced fumble and two passes defended ... Saw action in three games as a true freshman before he was redshirted ... Majored in rehabilitation services.

**PERSONAL:** Married ... Attended Vigor High School in Prichard, Ala. ... Totaled 81 tackles and 17 sacks as a senior ... Posted 87 tackles and 11 sacks as a junior, leading the team to the Class 6A state quarterfinals ... Also lettered three times in basketball, averaging 15 points a game and 21 rebounds ... Oldest of eight children, with the youngest being 14 years old. His siblings' names are Antranetta, Shamira, Ciera, DeAndre, Alexia, Kenneth Davis Jr. and Lakendra Davis ... There is no specific meaning behind the name Sen'Derrick and he often goes by the nickname Sen ... Twitter handle is @senmarks ... Full name: Sen'Derrick Dewayne Marks.

# SEN'DERRICK MARKS



## 2015 GAME-BY-GAME STATISTICS

DATE	GAME	TKL	SOLO	ASST	ST	SACKS	FF	FR	PD	TFL
09/13	vs. Carolina					ina				
09/20	vs. Miami					ina				
09/27	at New England					ina				
10/04	at Indianapolis					ina				
10/11	at Tampa Bay					ina				
10/18	vs. Houston	1	1	0	0	0.0	0	0	0	0
10/25	vs. Buffalo	1	1	0	0	0.0	0	0	2	1
11/1	BYE WEEK									
11/08	at N.Y. Jets	1	1	0	0	0.0	0	0	1	0
11/15	at Baltimore	2	0	2	0	0.0	0	0	0	0
11/19	vs. Tennessee					IR				
11/29	vs. San Diego					IR				
12/06	at Tennessee					IR				
12/13	vs. Indianapolis					IR				
12/20	vs. Atlanta					IR				
12/27	at New Orleans					IR				
01/03	at Houston					IR				
<b>2015 totals:</b>		<b>5</b>	<b>3</b>	<b>2</b>	<b>0</b>	<b>0.0</b>	<b>0</b>	<b>0</b>	<b>3</b>	<b>1</b>



## REGULAR SEASON CAREER STATISTICS

YEAR	TEAM	GP/GS	TKL	SOLO	ASST	SACKS	FF	FR	INT	PD
2009	TEN	9/0	23	9	14	1.0	0	0	0	1
2010	TEN	12/3	50	27	23	0.0	1	0	1	3
2011	TEN	16/9	44	18	26	0.5	1	0	0	1
2012	TEN	14/14	63	31	32	1.5	1	0	0	3
2013	JAX	16/16	33	28	5	4.0	2	3	0	8
2014	JAX	16/16	44	35	9	8.5	1	1	0	1
2015	JAX	4/2	5	3	2	0.0	0	0	0	3
<b>NFL totals: 7 yrs.</b>		<b>87/60</b>	<b>262</b>	<b>151</b>	<b>111</b>	<b>15.5</b>	<b>6</b>	<b>4</b>	<b>1</b>	<b>20</b>

# BERNARD PIERCE

## 30 BERNARD PIERCE

RUNNING BACK  
6-0 222 LBS.  
TEMPLE

BORN MAY 10, 1991  
ARDMORE, PENNSYLVANIA  
ACQ: WAIVERS (BALTIMORE) 2015  
EXP: 4TH YEAR



**GAMES PLAYED/STARTED:** 2012 (16/0), 2013 (16/1), 2014 (13/2), 2015 (8/0)

**NFL TOTALS:** 53 games, 3 starts

**POSTSEASON TOTALS:** 6 games, 0 starts

**TRANSACTIONS:** Originally drafted by Baltimore in the third round (84th overall) of the 2012 NFL Draft ... Waived on 3/18/15 ... Claimed off waivers by Jacksonville on 3/19/15 ... Placed on injured reserve on 12/7/15 ...

**PRO:** Fourth-year RB has rushed for 1,345 yards and five TDs on 359 career carries (3.7 rush avg.) ... Has also caught 32 passes for 171 yards (5.3 rec. avg.) ... Spent last three seasons with Baltimore after being a third-round selection (84th overall) in 2012 ...

**2015: 9/13 vs. CAR:** Made one reception for four yards and was active on special teams in season opener ... **9/20 vs. MIA:** Rushed three times for four yards (1.3 avg.) ... **9/27 at N.E.:** Rushed once for one yard and caught two passes for three yards ... **10/4 at IND:** Saw action on special teams and recorded one special teams tackle ... **10/11 at T.B.:** Rushed twice for six yards (3.0 avg.) ... **10/18 vs. HOU:** Inactive ... **10/25 vs. BUF:** Was active on special teams ... **11/8 at NYJ:** Saw action on special teams ... **11/15 at BAL:** Dressed but did not play due to an injury suffered in pre-game warmups ... **11/19 vs. TEN:** Inactive ... **11/29 vs. S.D.:** Inactive ... **12/6 at TEN:** Inactive ...

**2014:** Saw action in 13 games with two starts ... Season totals include 93 rushes for 366 yards (3.9 rush avg.) and two TDs and caught two passes for 13 yards (6.5 rec. avg.) ... Started and led the Ravens with 22 carries for 96 yards (4.4 rush avg.) and caught one pass for seven yards on **9/11 vs. PIT** ... Carried the ball 15 times for 32 yards, including his first TD of the season (four-yard rush) on **10/12 at T.B.** ... Rushed eight times for 21 yards, including a one-yard TD on **10/19 vs. ATL** ... Posted three carries for 50 yards (16.7 rush avg.), including a long of 27 yards on **12/7 at MIA** ... Saw action in both postseason contests, rushing two times for seven yards, including a five-yard TD run on **1/3/15 at PIT** in the Wild Card Playoff round ...

**2013:** Played in all 16 games for the second time in his career and made his first career start on **9/22 vs. HOU** ... Season totals include a career-high 152 rushes for 436 yards and two TDs ... Also established career-highs in receptions (20) and receiving yards (104) ... Let the team with 19 carries for 57 yards and one TD on **9/15 vs. CLE** ... Started in-place of an injured Ray Rice and led the team with 24 carries for 65 yards and one TD on **9/22 vs. HOU**. Also caught two passes for seven yards ... Rushed 11 times for 46 yards on **10/6 at MIA** ... Caught three passes for 27 yards and rushed 10 times for 31 yards on **12/22 vs. N.E.** ...

**2012:** Saw action in all 16 games as a rookie ... Posted a career-high 532 rushing yards and added one TD on 108 carries (career-high 4.9 rush avg.) ... Saw action in all four postseason games en route to winning Super Bowl XLVII ... Made his NFL debut on **9/10 vs. CIN** and rushed four times for 19 yards (4.8 rush avg.) ... Rushed four times for 17 yards and made his first career reception on **9/23 vs. N.E.** ... Scored his first career TD (12-yard rush) and rushed seven times for 26 yards on **11/4 at CLE** ... Rushed for 53 yards on eight carries (6.6 rush avg.) on **12/9 at WASH** and caught two passes for 11 yards ... Set career-highs in rushes (14), rushing yards (123) and posted the longest run of his career (78-yard rush) on **12/23 vs. NYG** ... Finished second on the team with 39 carries for 202 yards (5.2 rush avg.) and caught one pass for eight yards in the postseason.

**COLLEGE:** Three-year letterman ... Saw action in 34 games with 27 starts, rushing 663 times for 3,570 yards and 53 TDs ... Also caught 19 passes for 178 yards and one TD ... Owns the school record for rushing TDs (53), total TDs (54) and points scored (324) ... Finished second in school history with 3,570 rushing yards ... Rushed for 1,000-plus yards twice and scored 10-plus TDs in each of his three seasons ... Selected as the ECAC Offensive Player of the Year and was a first-team All-MAC selection as a junior in 2011 ... Fourth-team All-America selection from Phil Steele ... As a junior, set career-highs with in carries (273), rushing yards (1,481) and TDs (27) ... Broke the school record with 27 TDs ... His 1,481 rushing yards were the most in the MAC ... Finished second nationally in scoring (13.5 points per game) and rushing TDs (27) and sixth in rushing yards per game (123.4) ... Set the school single-season record with 162 points scored ... Rushed for 100-plus yards on nine occasions and scored three-plus TDs on six times as a junior ... Four-time MAC Player of the Week selection ... As a sophomore, named a first-team All-MAC selection after rushing 154 times for 728 yards and a team-high 10 TDs ... As a freshman, named a College Football News honorable mention All-America selection ... Second-team Freshman All-American in 2009 after rushing for conference-record 1,361 yards on 236 carries ... Set the school

and conference record for rushing yards by a freshman and rushed for 100-plus yards on six occasions ... Majored in communications.

**PERSONAL:** Attended Glen Mills (Penn.) High School where he rushed for 1,576 yards and 26 TDs as a senior ... Named a first-team Delaware County Times All-Delco Team selection ... Averaged 143.4 rushing yards per game as a senior ... Also ran on the school's track team and set the state record with a 10.6 in the 100-meter dash ... Twitter handle is @BPierce\_30.

### 2015 GAME-BY-GAME STATISTICS

DATE	GAME	RUSHING					RECEIVING				
		NO	YDS	AVG	LG	TD	NO	YDS	AVG	LG	TD
09/13	vs. Carolina	0	0	0.0	0	0	1	4	4.0	4	0
09/20	vs. Miami	3	4	1.3	3	0	0	0	0.0	0	0
09/27	at New England	1	1	1.0	1	0	2	3	1.5	6	0
10/04	at Indianapolis	0	0	0.0	0	0	0	0	0.0	0	0
10/11	at Tampa Bay	2	6	3.0	4	0	0	0	0.0	0	0
10/18	vs. Houston					ina					
10/25	vs. Buffalo	0	0	0.0	0	0	0	0	0.0	0	0
11/01	BYE WEEK										
11/08	at N.Y. Jets	0	0	0.0	0	0	0	0	0.0	0	0
11/15	at Baltimore	0	0	0.0	0	0	0	0	0.0	0	0
11/19	vs. Tennessee					ina					
11/29	vs. San Diego					ina					
12/06	at Tennessee					ina					
12/13	vs. Indianapolis					IR					
12/20	vs. Atlanta					IR					
12/27	at New Orleans					IR					
01/03	at Houston					IR					
<b>2015 totals:</b>		<b>6</b>	<b>11</b>	<b>1.8</b>	<b>4</b>	<b>0</b>	<b>3</b>	<b>7</b>	<b>2.3</b>	<b>6</b>	<b>0</b>

### REGULAR SEASON CAREER STATISTICS

YEAR	TM	GP/GS	RUSHING					RECEIVING				
			NO	YDS	AVG	LG	TD	NO	YDS	AVG	LG	TD
2012	BAL	16/0	108	532	4.9	78	1	7	47	6.7	11	0
2013	BAL	16/1	152	436	2.9	28	2	20	104	5.2	15	0
2014	BAL	13/2	93	366	3.9	28	2	2	13	6.5	7	0
2015	JAX	8/0	6	11	1.8	4	0	1	4	4.0	4	0
<b>NFL totals: 4 yrs.</b>		<b>53/3</b>	<b>359</b>	<b>1,345</b>	<b>3.7</b>	<b>78</b>	<b>5</b>	<b>32</b>	<b>171</b>	<b>5.3</b>	<b>15</b>	<b>0</b>

**Additional statistics:** 1 special teams tackle in 2015

### REGULAR SEASON CAREER STATISTICS

YEAR	TM	GP/GS	RUSHING					RECEIVING				
			NO	YDS	AVG	LG	TD	NO	YDS	AVG	LG	TD
2012	BAL	4/0	39	202	5.2	43	0	1	8	8.0	8	0
2014	BAL	2/0	2	7	3.5	5t	1	0	0	0.0	0	0
<b>NFL totals: 4 yrs.</b>		<b>6/0</b>	<b>41</b>	<b>209</b>	<b>5.1</b>	<b>43</b>	<b>1</b>	<b>1</b>	<b>8</b>	<b>8.0</b>	<b>8</b>	<b>0</b>



# JAMES SAMPLE



## 36 JAMES SAMPLE

SAFETY

6-2 215 LBS.


LOUISVILLE

BORN JUNE 23, 1992

SACRAMENTO, CALIFORNIA

ACQ: 4TH ROUND OF 2015 DRAFT (104TH)

EXP: ROOKIE



**GAMES PLAYED/STARTED:** 2015 (4/2)

**NFL TOTALS:** 4 games, 2 starts

**POSTSEASON TOTALS:** 0 games, 0 starts

**TRANSACTIONS:** Originally drafted by Jacksonville in the fourth round (104th overall) of the 2015 draft ... Began training camp on Active/PUP list ... Placed on active roster on 8/17/15 ... Placed on injured reserve on 11/18/15 ...

**PRO:** First player from Louisville selected by the Jaguars in team draft history ...

**2015: 9/13 vs. CAR:** Served as a reserve S and was active on special teams in season opener ... **9/20 vs. MIA:** Made his first career start at SS and made five tackles (five solo) ... **9/27 at N.E.:** Made four tackles (two solo) and recorded one pass defensed at FS ... **10/4 at IND:** Made his second start at SS and made four tackles (three solo) ... **10/11 at T.B.:** Inactive ... **10/18 vs. HOU:** Inactive ... **10/25 vs. BUF:** Inactive ... **11/8 at NYJ:** Inactive ... **11/15 at BAL:** Inactive ...

**COLLEGE:** Played his junior season with Louisville after transferring from American River College (Calif.) and the University of Washington ... In 2014, played in all 13 games and made 13 starts with Louisville ... Led the team with 90 tackles ... Second on the team with four INTs ... Totaled eight tackles and one INT in his first start at UL on **9/1 vs. Miami** ... Credited with six tackles and three pass break-ups on **9/13 at Virginia** ... Recorded his second INT on **10/3 at Syracuse** ... Totaled 14 tackles and one INT on **10/11 at Clemson** ... Registered 11 tackles on **10/18 vs. NC State** ... Totaled a career-high 15 tackles in a loss on **10/30 vs. Florida State** ... Had seven tackles and an INT on **11/29 vs. Kentucky** ... Totaled 14 tackles and broke up three passes in Belk Bowl loss on **12/30 vs. Georgia** ... In 2013, played one season at American River College in California ... In 2012 at Washington, saw action in three games as a sophomore ... In 2011, saw action in two games as a freshman, before his season was cut short due to injury ...

**PERSONAL:** Played at Grant High School in Sacramento, Calif. for head coach Mike Alberghini ... Rated as a four-star recruit by Rivals.com ... Ranked as the No. 9 safety in the country and No. 15 prospect in California as a senior by Rivals.com ... Recorded 109 tackles as a senior ... Named a high school All-American as a senior and voted to participate in the U.S. Army All-America Bowl ... Named first-team All-CIF San Joaquin Section, first-team All-Metro by the Sacramento Bee, first-team All-Delta Valley Conference and first-team All-NorCal by NorCalPreps.com as a senior ... Dubbed a third-team all-state performer by ESPN.com in 2011 ... Helped lead Grant to a 12-1 record as a junior, totaling 111 tackles ... Named first-team All-Metro and a PrepStar All-American as a junior ... Single.

### 2015 GAME-BY-GAME STATISTICS

DATE	GAME	TKL	SOLO	ASST	SACKS	FF	FR	INT	PD
09/13	vs. Carolina	0	0	0	0.0	0	0	0	0
09/20	vs. Miami	5	5	0	0.0	0	0	0	0
09/27	at New England	4	2	2	0.0	0	0	0	1
10/04	at Indianapolis	4	3	1	0.0	0	0	0	0
10/11	at Tampa Bay				ina				
10/18	vs. Houston				ina				
10/25	vs. Buffalo				ina				
11/01	BYE WEEK								
11/08	at N.Y. Jets				ina				
11/15	at Baltimore				ina				
11/19	vs. Tennessee				IR				
11/29	vs. San Diego				IR				
12/06	at Tennessee				IR				
12/13	vs. Indianapolis				IR				
12/20	vs. Atlanta				IR				
12/27	at New Orleans				IR				
01/03	at Houston				IR				
<b>2015 totals:</b>		<b>13</b>	<b>10</b>	<b>3</b>	<b>0.0</b>	<b>0</b>	<b>0</b>	<b>0</b>	<b>1</b>

**Additional statistics:** 2 special teams tackles in 2015

### REGULAR SEASON CAREER STATISTICS

YEAR	TEAM	GP/GS	TKL	SOLO	ASST	SACKS	FF	FR	INT	PD
2015	JAX	4/2	13	10	3	0.0	0	0	0	1
<b>NFL totals: 7 yrs.</b>		<b>4/2</b>	<b>13</b>	<b>10</b>	<b>3</b>	<b>0.0</b>	<b>0</b>	<b>0</b>	<b>0</b>	<b>1</b>

# TONY WASHINGTON



## 12 TONY WASHINGTON



WIDE RECEIVER  
5-11 195 LBS.

APPALACHIAN STATE  
BORN OCTOBER 18, 1990  
HIGH POINT, NORTH CAROLINA  
ACQ: FREE AGENT 2014  
EXP: 1ST YEAR

**GAMES PLAYED/STARTED:** 2014 (ps), 2015 (4/0)  
**NFL TOTALS:** 4 games, 0 starts  
**POSTSEASON TOTALS:** 0 games, 0 starts  
**TRANSACTIONS:** Originally signed by Indianapolis as an undrafted rookie on 5/11/14 ... Waived on 8/25/14 ... Signed by Jacksonville to the practice squad on 9/1/14 ... Waived on 9/5/15 ... Signed by Jacksonville to the practice squad on 9/6/15 ... Promoted to the active roster on 9/26/15 ... Placed on injured reserve on 10/20/15 ...

**PRO:** Undrafted rookie WR has spent time with Indianapolis and Jacksonville ...

**2015:** Spent the first two weeks of the season on the team's practice squad ... **9/27 at N.E.:** Made NFL debut, tallying one special teams tackle ... **10/4 at IND:** Made first career rush for eight yards ... **10/11 at T.B.:** Saw action as WR and on special teams ... **10/18 vs. HOU:** Saw action on special teams before exiting the game with a quad injury ...

**2014:** Originally signed by Indianapolis as an undrafted rookie free agent before being waived on Aug. 25 ... Signed by Jacksonville to the practice squad on Sept. 1.

**COLLEGE:** Four-year letterman ... Played in 49 games and totaled 139 receptions for 1,837 yards and 10 TDs ... Also scored two rushing TDs ... Ranked eighth in school history in receptions and receiving yards ... As a senior in 2013, led the SoCon with 939 receiving yards and added 64 receptions en route to first-team all-conference honors ... Ranked 11th in the NCAA with a 27.3-yard kick return average ... His 23.4-yard career kick return average ranks fifth in school history ... Graduated with a 3.80 grade point average ... Received degree in architectural design ... Earned a perfect 4.0 grade point average in the 2012 fall semester ... Winner of the architectural design department's portfolio competition in the spring of 2013.

**PERSONAL:** Attended T.W. Andrews (N.C.) High School where he played for coach Rodney McCoy ... Tallied 16 touchdowns in 12 games (eight receiving, five rushing, three kickoff returns) and also threw one touchdown pass ... Achieved a 4.6 grade point average in high school ... Son of Barbara and Michael Washington ... Full name is Michael Anthony Washington II.

### 2015 GAME-BY-GAME STATISTICS

DATE	GAME	RECs	YDS	AVG.	LG	TD
09/13	vs. Carolina			ps		
09/20	vs. Miami			ps		
09/27	at New England	0	0	0.0	0	0
10/04	at Indianapolis	0	0	0.0	0	0
10/11	at Tampa Bay	0	0	0.0	0	0
10/18	vs. Houston	0	0	0.0	0	0
10/25	vs. Buffalo			IR		
11/01	BYE WEEK					
11/08	at N.Y. Jets			IR		
11/15	at Baltimore			IR		
11/19	vs. Tennessee			IR		
11/29	vs. San Diego			IR		
12/06	at Tennessee			IR		
12/13	vs. Indianapolis			IR		
12/20	vs. Atlanta			IR		
12/27	at New Orleans			IR		
01/03	at Houston			IR		
<b>2015 totals:</b>		<b>0</b>	<b>0</b>	<b>0.0</b>	<b>0</b>	<b>0</b>

**Additional statistics:** one rush for eight yards in 2015.




**PRACTICE SQUAD**

# RASHEEN BAILEY



4

## RASHEED BAILEY



WIDE RECEIVER

6-1 205 LBS.

DELAWARE VALLEY

BORN JULY 29, 1993

PHILADELPHIA, PENNSYLVANIA

ACQ: FREE AGENT 2015

EXP: ROOKIE

**GAMES PLAYED/STARTED:** 2015 (ps)

**NFL TOTALS:** 0 games, 0 starts

**POSTSEASON TOTALS:** 0 games, 0 starts

**PRO:** Originally signed by Philadelphia as an undrafted free agent on 5/3/15 ...  
Waived on 9/4/15 ... Signed by Jacksonville to the practice squad on 10/20/15 ...

**CAREER NOTES:** Holds the Delaware Valley record for most receiving yards with 3,138, is tied for second-most receiving TDs in school history with 29 and is ranked third in career receptions with 165 ... As a senior in 2014, was named the Middle Atlantic Conference Offensive Player of the Year and first-team all-conference after leading all of Division III in receiving yards (1,707), yards per game (155.2 avg.) and receiving TDs (19) ... His yardage total, TD total and reception total (80) all set single-season school records ...

**PERSONAL:** Attended Roxborough (Pa.) High School where he played tight end and hauled in 34 receptions for 538 yards and seven TDs as a senior in 2010 ... Became the first player from Delaware Valley to sign with an NFL team since offensive lineman Steve Wagner joined the Eagles for the 1993 training camp ... Also played tennis, baseball and basketball and was a member of the school's bowling team ... Son of Tamika Bailey and Dwayne Oglesby and has two brothers and two sisters.



# KADEEM EDWARDS




73

## KADEEM EDWARDS

OFFENSIVE LINEMAN  
6-4 313 LBS.

TENNESSEE STATE  
BORN JANUARY 24, 1991  
SANFORD, FLORIDA

ACQ: FREE AGENT 2015  
EXP: 2ND YEAR



**GAMES PLAYED/STARTED:** 2015 (ps), 2014 (IR)

**NFL TOTALS:** 0 games, 0 starts

**POSTSEASON TOTALS:** 0 games, 0 starts

**TRANSACTIONS:** Originally drafted by Tampa Bay in the fifth round (143rd overall) of the 2014 Draft ... Signed by Jacksonville to the practice squad on 11/9/15 ...

**2014:** Inactive for nine games on the season ... Placed on injured reserve on November 12 ...

**COLLEGE:** Started 41-of-45 career games played at Tennessee State (2009-13) ... Started all 14 games for the Tigers as a senior, earning first-team FCS All-American honors from The NFL Draft Report, Sports Network, Beyond Sports Network and Heritage Sports Radio Network, while adding second-team recognition from the Associated Press ... A first-team All-Ohio Valley Conference, he was a member of the President's List and was chosen as a National Football Foundation Scholar-Athlete ... Helped lead the Tigers to their first postseason berth since 1999 and their first postseason win since 1982 with an opening round victory over Butler in the NCAA FCS playoffs ... Part of an offensive line that blocked for 2,293 yards rushing, the fourth-highest total in school history, while the team's 4,872 yards of total offense on the year were the sixth-highest total ...

**PERSONAL:** Attended Seminole High School (Sanford, Fla.).

# SHAQ EVANS




84

## SHAQ EVANS

WIDE RECEIVER  
6-1 203 LBS.  
UCLA

BORN MARCH 7, 1991  
INGLEWOOD, CALIFORNIA  
ACQ: FREE AGENT 2015  
EXP: 2ND YEAR



**GAMES PLAYED/STARTED:** 2014 (IR), 2015 (ps)

**NFL TOTALS:** 0 games, 0 starts

**POSTSEASON TOTALS:** 0 games, 0 starts

**TRANSACTIONS:** Originally drafted by the New York Jets in the fourth round (115th overall) of the 2014 Draft ... Waived on 9/5/15 ... Signed by Jacksonville to the practice squad on 9/29/15 ...

**PRO:** 2014 fourth round draft pick returns from a shoulder injury that landed him on IR during training camp in his rookie season ...

**COLLEGE:** Originally enrolled at Notre Dame where he played in six games to start the season ... Transferred to UCLA, where he sat out in 2010 in accordance to NCAA rules ... Made a total of 32 career starts and played in 40 total games for UCLA and was the team leader in receptions for his final two years with 60 in 2012 and 47 in 2013 ... Finished his college career tied for 10th on the all-time receptions list at UCLA ... Awarded Honorable Mention for the Pac-12 Conference ... Finished his career with 13 total touchdowns adding nine of those in the 2013 season ... In his first year with the Bruins, finished fourth on the team in receptions with 19 ... The following year, started in all 14 games and had three games with over 90 receiving yards ... Was responsible for eight career scoring receptions of 20 yards or more, and was considered to be an intricate part of the offense at UCLA ... Graduated as a history major ...

**PERSONAL:** Attended Inglewood (Calif.) High School ... Chosen to participate in the Hawaii Prep Football Classic as well as the widely acclaimed U.S. Army All-American game after being ranked as the 41st best player in the ESPNU 150 ... Following his senior year, was placed on the all-state third team by CalHiSports.com and was also named the 17th best prospect in the state of California by Rivals.com.

# BEN KOYACK

48

## BEN KOYACK

TIGHT END  
6-5 265 LBS.


NOTRE DAME

BORN APRIL 9, 1993

OIL CITY, PENNSYLVANIA

ACQ: 7TH ROUND OF 2015 DRAFT (229TH)

EXP: ROOKIE



**GAMES PLAYED/STARTED:** 2015 (ps)

**NFL TOTALS:** 0 games, 0 starts

**POSTSEASON TOTALS:** 0 games, 0 starts

**TRANSACTIONS:** Originally drafted by Jacksonville in the seventh round (229th overall) of the 2015 draft ... Signed by Jacksonville to the practices squad on 9/6/15 ...

**PRO:** Spent his rookie season on the practice squad ...

**COLLEGE:** Participated in the 2015 Senior Bowl ... Named to the Mackey Award Watch List, given annually to the most outstanding Tight End in FBS college football ... As a senior, started at tight end in all 13 games ... Totaled 30 receptions for 317 yards and two TDs ... Hauled in three passes for 51 yards, including a 28-yard grab, in the season-opening victory on **8/30 vs. Rice** ... Collected a career-best five receptions (for 32 yards) in the 30-14 victory on **9/13 vs. Purdue** ... Chipped in with three receptions for 16 yards in the 31-15 victory on **9/27 vs. Syracuse** ... Had two catches for 28 yards including a 23-yard TD grab on a fourth down play with 1:01 left in the fourth quarter gave the Irish a 17-14 victory on **10/4 vs. No. 14 Stanford** ... Caught a nine-yard pass and recovered a critical onside kick that helped the Irish win, 50-43, on **10/11 vs. North Carolina** ... Hauled in a team-best and career-high tying five receptions (54 yards) in the 49-39 victory on **11/1 vs. Navy** ... Two-yard TD reception gave the Irish a second-quarter 14-7 lead over the Midshipmen ... Recorded only one reception in the 31-28 victory on **12/30 vs. No. 22 LSU** in the Music City Bowl, a 12-yard grab for a first down on a third and 10 play with less than two minutes remaining on Notre Dame's game winning drive ... In 2013, played in all 13 games with five starts ... Caught 10 passes for 171 yards and three TDs ... The Irish won all three games when he had a TD ... Enjoyed his most productive day as a receiver on **11/9 at Pittsburgh** when he had four grabs for 76 yards, including a career-long reception of 38 yards ... As a sophomore, appeared in 12 games and started one game ... Registered three receptions for 39 yards ... Made a splash in the season opener on **9/1 vs. Navy** with a 23-yard catch ... Also had grabs on **9/8 vs. Purdue** and on **11/17 vs. Wake Forest** for five and 11 yards, respectively ... Started as part of a three-tight end package in BCS National Championship Game on **1/7/13 vs. Alabama** ... Played in 12 games as a freshman ...


**HIGH SCHOOL:** Played for coach Matt LaVerde at Oil City High School ... Received first-team Pennsylvania all-state honors from Pennsylvania Sportswriters and Associated Press in 2010 ... Also Pennsylvania Football News/Coaches AAA first-team Pennsylvania all-state in 2010 ... Named SuperPrep Northeast Offensive Player of the Year ... Rated best tight end in country and 25th-best prospect overall by Scout.com ... Ranked 34th on Sporting News Top 100 list ... Named to ESPN Top 150 and MaxPreps Top 100 recruiting lists ... Named to Rivals100 list ... Chosen to play in Under Armour All-America Bowl ... Pennsylvania Region 5 all-star in 2010 ... Selected top player in Pennsylvania by Pittsburgh Sports Report and second-best player in state by Pittsburgh Post-Gazette prior to 2010 season ... Guided Oil City Senior High School in Oil City, Pa., to 9-3 record as senior in 2010 ... Recorded 62 receptions for 1,031 yards and 11 TDs as a senior ... Averaged 16.6 yards per catch ... Totaled 65.5 tackles and six and a half tackles for loss on defense in 2010, adding one forced fumble, one fumble recovery and two pass breakups ... Set Pennsylvania District 10 records with 152 career receptions for 2,591 yards ... Caught eight passes for 135 yards and a TD in a 35-21 win over DuBois in 2010 ... Made 11 tackles in 49-28 victory vs. Girard in 2010 ... Had four receptions for 121 yards and two TDs while making nine tackles on defense vs. Franklin in 2010 ... Caught eight passes for 171 yards and two TDs in 42-26 win over Slippery Rock in 2010 ... Played in seven games as a junior in 2009 and caught 43 passes for 748 yards and seven TDs ... Averaged 17.4 yards per catch in 2009 ... Registered nine receptions for 249 yards and two TDs in 2009 season opener vs. Meadville ... Won Pennsylvania state title in javelin with personal best throw of 192-11 in 2010 ... Caught 47 passes for 812 yards and 10 TDs as a sophomore in 2008 ... Besides tight end, played quarterback, wide receiver, defensive end and linebacker ...

**PERSONAL:** Hails from family of musicians and is proficient playing trombone, piano and euphonium ... Mother is a music teacher ... son of David and Karen.

# RASHAD LAWRENCE



## 18 RASHAD LAWRENCE



WIDE RECEIVER  
6-2 195 LBS.

NORTHWESTERN  
BORN JUNE 10, 1992  
ORLANDO, FLORIDA  
ACQ: FREE AGENT 2015  
EXP: 1ST YEAR

**GAMES PLAYED/STARTED:** 2015 (ps)

**NFL TOTALS:** 0 games, 0 starts

**POSTSEASON TOTALS:** 0 games, 0 starts

**PRO:** Originally signed by Washington as an undrafted rookie in 2014 and spent the final seven games of the season on the Chicago Bears' practice squad ... Signed by Jacksonville to the practice squad on 9/8/15 ... Promoted to the active roster on 12/5/15 ... Waived on 12/15/15 ... Signed to practice squad on 12/17/15 ...

**2015: 12/6 at TEN:** Inactive ... **12/13 vs. IND:** Inactive ...

**COLLEGE:** Appeared in 51 career games with 30 starts at Northwestern from 2010-13, finishing his time as a Wildcat with 96 receptions for 1,165 yards and two touchdowns ... Was a co-captain as a senior in 2013, starting all 12 games and tallying 31 catches for 463 yards and a touchdown. Recipient of the team's Tomas Airth Spirit Award that season ... Started 11 games as a junior in 2012, finishing second on the team in receptions with 34 and compiling 321 yards ... Played in all 13 games with five starts as a sophomore in 2011, catching 19 passes for 203 yards with one touchdown ... Made first career start at Boston College and finished the game with three catches for 31 yards ... Played in all 13 games as a freshman in 2010, recording 12 catches for 178 yards ...

**PERSONAL:** Attended Olympia H.S. in Orlando, Fla., where he was a SuperPrep AllDixie Region, PrepStar All-Southeast Region and Rivals.com All-Region wide receiver ... Ranked 64th nationally among all wide receivers by Rivals.com and 14th in the state by the Orlando Sentinel ... Caught 113 passes for 1,352 yards and 12 touchdowns as a three-year letterwinner, helping Olympia claim the 2009 district championship ... Also lettered in track and field and weightlifting ... Selected to play in the Central Florida All-Star game ... Full name: Rashad Monte Lawrence ... Son of Lyndon Hughes and Kenya Hughes.

## 2015 GAME-BY-GAME STATISTICS

DATE	GAME	RECs	YDS	AVG.	LG	TD
09/13	vs. Carolina			ps		
09/20	vs. Miami			ps		
09/27	at New England			ps		
10/04	at Indianapolis			ps		
10/11	at Tampa Bay			ps		
10/18	vs. Houston			ps		
10/25	vs. Buffalo			ps		
11/01	BYE WEEK					
11/08	at N.Y. Jets			ps		
11/15	at Baltimore			ps		
11/19	vs. Tennessee			ps		
11/29	vs. San Diego			ps		
12/06	at Tennessee			ina		
12/13	vs. Indianapolis			ina		
12/20	vs. Atlanta			ps		
12/27	at New Orleans			ps		
01/03	at Houston			ps		
<b>2015 totals:</b>		<b>0</b>	<b>0</b>	<b>0.0</b>	<b>0</b>	<b>0</b>



# SEAN PORTER



53

## SEAN PORTER

LINEBACKER

6-1 242 LBS.

TEXAS A&M

BORN JANUARY 12, 1991

SCHERTZ, TEXAS

ACQ: FREE AGENT 2015

EXP: THIRD YEAR



**GAMES PLAYED/STARTED:** 2015 (ps)

**NFL TOTALS:** 0 games, 0 starts

**POSTSEASON TOTALS:** 0 games, 0 starts

**TRANSACTIONS:** Originally drafted by Cincinnati in the fourth round (118th overall) of the 2013 Draft ... Waived on 11/30/15 ... Signed by Jacksonville to the practice squad on 12/7/15 ...

**PRO:** After suffering shoulder injury in training camp, was placed on reserve/injured list for the remainder of rookie season ... In 2014, appeared in one game before suffering a season-ending knee surgery and reappeared on the reserve/injured list ... Began 2015 season on team's Physically Unable to Perform list ...

**2015:** Began season on Cincinnati's PUP list before being waived on 11/30 ...

**2014:** Played in two preseason games, and had one INT and one tackle ... Inactive for Weeks 1-3 due to hamstring injury suffered in preseason finale ... Made NFL debut in Week 4 at New England, but suffered season-ending knee injury on opening kickoff ... Placed on Reserve/Injured list on 10/7 ...

**2013:** Had one tackle in preseason opener on 9/8 at Atlanta ... Had his rookie 2013 season derailed by a training camp injury ... Placed on Reserve/Injured list on 8/27 ...

**COLLEGE:** Played four seasons (2009-12) at Texas A&M, seeing action 52 games, with 41 starts ... Team captain ... Posted 261 tackles with 14.5 sacks and 34.5 tackles for loss ... Played in senior bowl ...

**PERSONAL:** Attended Clemens High School, where he was a two-time first-team all-district selection in Class 4 ... Majored in recreation, parks and tourism sciences ... Enjoys basketball, golf and chess.

# CHRIS REED

64

## CHRIS REED

OFFENSIVE LINEMAN  
6-5 320 LBS.  
MINNESOTA STATE-MANKATO  
BORN JULY 22, 1992  
OMAHA, NEBRASKA  
ACQ: FREE AGENT 2015  
EXP: ROOKIE



**GAMES PLAYED/STARTED:** 2015 (ps)

**NFL TOTALS:** 0 games, 0 starts

**POSTSEASON TOTALS:** 0 games, 0 starts


**TRANSACTIONS:** Originally signed by Jacksonville as a rookie free agent on 5/8/15 ...

**PRO:** Spent his rookie season on the practice squad ...


**COLLEGE:** Four-year letterman appeared in 48 games in his career ... Started in all 15 games as a senior in 2014 ... Helped school rush for 3,625 yards and pass for 3,079 yards, compiling 82 total TDs ... Selected as D2Football.com first-team All-America, first-team NSIC South Division All-Conference and second-team Don Hansen All-Super Region Three ... As a junior in 2013, started all 12 games ... Helped his team rush for 3,536 rushing yards, the second most rushing yards in a single season in school history ... Second-team NSIC South Division All-Conference selection ... As a sophomore in 2012, appeared in nine games with eight starts ... As a freshman in 2011, saw action in 12 games and was an honorable mention All-NSIC selection ... Redshirted during the 2010 season ... Also participated on the school's indoor and outdoor track teams and qualified for the 2011 NCAA Division II National Championships in shot put ... Eleven-time NCAA Division II Track & Field All-American ... Two-time NCAA Division II champion in outdoor shot put (2013 and 2014) ... Holds Minnesota State record in indoor shot put (65'010.5") & outdoor shot put (65'-7") ... Holds Minnesota State record in indoor weight throw (67'-7.5") and outdoor hammer throw (215'-11") ...

**PERSONAL:** Three-year starter at Omaha Central (Neb.) High School ... Also attended Spirit Lake (Iowa) High School for one year ... Honorable mention All-State selection ... Stand-out athlete in track and field and won the State Title twice for Nebraska ... Named the state's Field Athlete of the Year in 2009 ... Son of Chuck Reed and Anne McCormick ... Majored in psychology with a minor in coaching.

# QUANTERUS SMITH



## 92 QUANTERUS SMITH



DEFENSIVE END  
6-5 255 LBS.  
WESTERN KENTUCKY  
BORN NOVEMBER 26, 1989  
LOGANVILLE, GEORGIA  
ACQ: FREE AGENT 2015  
EXP: THIRD YEAR

**GAMES PLAYED/STARTED:** 2013 (IR), 2014 (15/0), 2015 (ps)

**NFL TOTALS:** 15 games, 0 starts

**POSTSEASON TOTALS:** 0 games, 0 starts

**TRANSACTIONS:** Originally drafted by Denver in the fifth round (146th overall) in the 2013 draft ... Spent the 2013 season on IR ... Waived on 4/28/15 ... Signed by New York Jets to the practice squad on 10/28/15 ... Waived on 11/19/15 ... Signed by Jacksonville to the practice squad on 11/23/15 ...

**PRO:** Played in 15 games during his 2014 season ... Career totals include 11 tackles (seven solo) and two passes defended ...

**COLLEGE:** Four-year letterman at WKU and was named Sun Belt Defensive Player of the Year following his senior season, despite tearing his ACL on 12/5/12 ... As a senior, totaled 38 tackles, 12.5 sacks, three forced fumbles and returned one fumble 75 yards for a TD ... Finished his collegiate career as the conference's all-time leader in career sacks (24.0) and set a single-game league record when he registered 5.0 sacks in a win against Florida International on 10/27/12 ...


**PERSONAL:** Attended Grayson High School in Loganville, Ga., where he was a first-team all-county performer and also participated on the schools' basketball team.

# EARL WOLFF



42

## EARL WOLFF



SAFETY

5-11 210 LBS.

NORTH CAROLINA STATE

BORN DECEMBER 15, 1989

FAYETTEVILLE, NORTH CAROLINA

ACQ: FREE AGENT 2015

EXP: SECOND YEAR

**GAMES PLAYED/STARTED:** 2015 (ps), 2014 (7/1), 2013 (11/6)

**NFL TOTALS:** 18 games, 7 starts

**POSTSEASON TOTALS:** 0 games, 0 starts

**TRANSACTIONS:** Originally drafted by Philadelphia in the fifth round (136th overall) of the 2013 draft ... Placed on injured reserve 11/18/14 ... Waived/injured on 8/21/15 ... Signed by Jacksonville to the practice squad on 12/22/15 ...

**PRO:** As a rookie in 2013, appeared in 11 games with six starts and totaled five passes defended, including one interception ...

**COLLEGE:** First team all-ACC selection as a senior and finished as the program's all-time leader in games played (51) and game started (43) ... Finished his career with 361 tackles (211 solo) and tied for third in school history with eight forced fumbles ...

**PERSONAL:** Native of Raeford, N.C. ... Twitter handle is @EWolff28.





# **TEAM GAME-BY-GAME STATS**

**2015 SEASON IN REVIEW**

### JACKSONVILLE JAGUARS 2015 OFFENSE GAME-BY-GAME

Wk.	Date	Opp	FIRST DOWNS				3 <sup>RD</sup>	TOT. OFFENSE				RUSHING				PASSING				PUNTS				PEN.	FUM.	Tot.			T.O.P.			
			Tot	Run	Pass	Pen	DOWN	Yards	Plays	Avg.	Yards	Att.	Avg.	Net	Sacks	Gross	Att./	Cmp./	Int.	Avg.	Yards	Lost	Pts.	TD	Rn	Ps	Rt	Sfty		PAT	2PT	FGs
1	9/13 vs. CAR	[L]	18	6	12	0	3/12	265	66	4.0	96	21	4.6	169	5	183	40	22	2	5-46.2	3-25	1-1	9	1	0	1	0	0	0/1	0/0	1/2	25:54
2	9/20 vs. MIA	[W]	19	4	11	4	5/14	396	66	6.0	123	33	3.7	273	0	273	33	18	0	7-45.3	9-93	0-0	23	2	0	2	0	0	2/2	0/0	3/3	30:08
3	9/28 at N.E.	[L]	15	2	12	1	6/12	293	55	5.3	57	20	2.9	236	2	242	33	17	1	4-48.8	7-114	1-0	17	2	0	2	0	0	2/2	0/0	1/1	25:20
4	10/4 at IND	[L]	21	5	15	1	7/18	431	79	5.5	142	28	5.1	289	1	298	50	28	0	8-38.4	13-92	3-0	13	1	0	1	0	0	1/1	0/0	2/4	36:10
5	10/11 at T.B.	[L]	21	3	15	3	2/8	325	56	5.8	55	17	3.2	270	6	303	33	23	1	4-55.3	3-12	1-1	31	4	0	4	0	0	4/4	0/0	1/1	25:19
6	10/18 vs. HOU	[L]	26	4	18	4	5/15	394	77	5.1	83	21	4.0	311	3	331	53	30	3	5-46.8	7-64	1-0	20	3	0	3	0	0	2/3	0/0	0/0	29:58
7	10/25 vs. BUF	[W]	17	6	9	2	5/14	295	63	4.7	120	32	3.8	175	2	182	29	13	1	6-44.8	10-66	1-0	34	5	1	2	2	0	4/5	0/0	0/0	28:38
9	11/8 at NYJ	[L]	19	3	16	0	7/16	436	65	6.7	98	19	5.2	338	6	381	40	24	2	5-40.6	4-30	3-2	23	2	0	2	0	0	2/2	0/0	3/3	29:16
10	11/15 at BAL	[W]	22	6	10	6	4/16	258	70	3.7	90	22	4.1	168	3	188	45	22	1	7-52.0	4-30	0-0	22	2	0	2	0	0	1/1	0/1	3/4	30:32
11	11/19 vs. TEN	[W]	18	3	13	2	4/13	308	58	5.3	90	23	3.9	218	4	242	31	21	1	4-48.0	8-88	1-1	19	1	0	1	0	0	1/1	0/0	4/4	28:25
12	11/29 vs. S.D.	[L]	20	4	15	1	5/15	420	70	6.0	102	19	5.4	318	2	329	49	30	1	3-41.3	6-35	0-0	25	2	0	2	0	0	1/2	0/0	4/4	28:36
13	12/6 at TEN	[L]	20	3	17	3	10/14	383	59	6.5	81	21	3.9	302	2	322	36	24	0	3-53.3	6-21	1-1	39	6	1	5	0	0	3/5	0/1	0/0	26:26
14	12/13 vs. IND	[W]	24	9	12	3	2/9	380	62	6.1	154	29	5.3	226	3	250	30	16	0	5-45.6	5-40	3-2	51	7	2	3	1	0	6/7	0/0	1/1	29:12
15	12/20 vs. ATL	[L]	21	6	14	1	0/8	357	60	6.0	72	20	3.6	285	2	297	38	23	1	6-42.3	5-62	3-0	17	2	1	1	0	0	2/2	0/0	1/1	25:27
16	12/27 at N.O.	[L]	21	4	17	0	6/9	412	52	7.9	65	15	4.3	347	2	368	35	27	2	3-50.0	8-55	3-0	27	4	0	4	0	0	1/1	1/3	0/0	22:07
17	1/3 at HOU	[L]	11	1	9	1	1/12	215	54	4.0	32	14	2.3	183	8	239	32	17	2	5-50.2	7-53	3-2	6	0	0	0	0	0	0/0	0/0	2/2	24:23
<b>TOTALS:</b>			<b>313</b>	<b>69</b>	<b>215</b>	<b>29</b>	<b>72/205</b>	<b>5581</b>	<b>1012</b>	<b>5.5</b>	<b>1473</b>	<b>354</b>	<b>4.16</b>	<b>4108</b>	<b>51</b>	<b>4428</b>	<b>607</b>	<b>355</b>	<b>18</b>	<b>80-46.3</b>	<b>105-880</b>	<b>25-10</b>	<b>376</b>	<b>44</b>	<b>5</b>	<b>35</b>	<b>4</b>	<b>0</b>	<b>32/39</b>	<b>1/5</b>	<b>26/30</b>	<b>27:34</b>

### JACKSONVILLE JAGUARS 2015 DEFENSE GAME-BY-GAME

Wk.	Date	Opp	FIRST DOWNS				3 <sup>RD</sup>	TOT. OFFENSE				RUSHING				PASSING				PUNTS				PEN.	FUM.	Tot.			T.O.P.			
			Tot	Run	Pass	Pen	DOWN	Yards	Plays	Avg.	Yards	Att.	Avg.	Net	Sacks	Gross	Att./	Cmp./	Int.	Avg.	Yards	Lost	Pts.	TD	Rn	Ps	Rt	Sfty		PAT	2PT	FGs
1	9/13 vs. CAR	[L]	17	6	10	1	8/17	263	68	3.9	105	35	3.0	158	2	175	31	18	1	4-44.8	3-22	0-0	20	2	0	1	1	0	2/2	0/0	2/4	34:06
2	9/20 vs. MIA	[W]	17	0	15	2	5/15	386	62	6.2	42	16	2.6	344	2	359	44	30	0	6-48.2	13-112	1-0	20	2	0	2	0	0	2/2	0/0	2/3	29:52
3	9/28 at N.E.	[L]	35	12	19	4	11/14	471	76	6.2	125	32	3.9	346	2	358	42	33	0	0-0.0	4-30	0-0	51	6	4	2	0	0	6/6	0/0	3/3	34:40
4	10/4 at IND	[L]	22	3	14	5	7/15	326	74	4.4	60	24	2.5	266	3	282	47	30	0	6-47.8	4-45	3-2	16	1	0	1	0	0	1/1	0/0	3/3	34:14
5	10/11 at T.B.	[L]	20	8	11	1	5/11	369	61	6.0	183	40	4.6	186	2	209	19	13	0	3-33.7	10-72	0-0	38	4	2	1	1	0	3/3	1/1	3/3	34:41
6	10/18 vs. HOU	[L]	24	6	15	3	7/14	382	68	5.6	95	31	3.1	287	1	293	36	24	0	4-38.8	10-69	1-0	31	4	0	3	1	0	4/4	0/0	1/1	30:02
7	10/25 vs. BUF	[W]	26	10	13	3	3/12	375	74	5.1	115	28	4.1	260	4	298	42	24	2	3-49.3	10-87	4-2	31	3	0	2	1	0	2/2	1/1	3/3	31:22
9	11/8 at NYJ	[L]	14	2	12	0	5/15	290	64	4.5	29	28	1.0	261	2	272	34	21	0	9-39.0	6-41	1-0	28	4	2	2	0	0	4/4	0/0	0/0	30:44
10	11/15 at BAL	[W]	22	7	15	0	8/14	397	67	5.9	89	21	4.2	308	1	316	45	34	2	5-40.4	9-121	2-2	20	3	0	3	0	0	2/2	0/1	0/1	29:28
11	11/19 vs. TEN	[W]	22	4	13	5	5/13	316	65	4.9	104	26	4.0	212	4	231	35	22	0	5-45.2	6-59	1-1	13	1	1	0	0	0	1/1	0/0	2/3	31:35
12	11/29 vs. S.D.	[L]	24	4	19	1	6/14	369	71	5.2	79	26	3.0	290	2	300	43	29	0	6-41.2	8-70	0-0	31	4	0	4	0	0	4/4	0/0	1/1	31:24
13	12/6 at TEN	[L]	26	9	13	4	8/13	467	68	6.9	210	35	6.0	257	4	268	29	20	1	3-44.3	4-38	1-1	42	6	2	3	1	0	6/6	0/0	0/0	33:34
14	12/13 vs. IND	[W]	17	7	9	1	4/16	322	69	4.7	95	23	4.1	227	3	260	43	20	1	7-47.9	8-85	1-1	16	1	0	0	1	0	1/1	0/0	3/3	30:48
15	12/20 vs. ATL	[L]	22	6	13	3	7/14	328	69	4.8	83	33	2.5	245	1	246	35	22	1	5-43.2	5-43	0-0	23	2	1	1	0	0	0/0	0/0	3/3	34:33
16	12/27 at N.O.	[L]	29	9	18	2	8/13	537	72	7.5	135	35	3.9	402	1	412	36	25	0	2-49.5	5-40	0-0	38	5	2	3	0	0	5/5	0/0	1/3	37:53
17	1/3 at HOU	[L]	25	9	13	3	8/17	402	74	5.4	160	31	5.2	242	2	249	41	25	1	4-47.5	9-55	1-0	30	3	1	1	1	0	3/3	0/0	3/4	35:37
<b>TOTALS:</b>			<b>362</b>	<b>102</b>	<b>222</b>	<b>38</b>	<b>105/227</b>	<b>6000</b>	<b>1102</b>	<b>5.4</b>	<b>1709</b>	<b>464</b>	<b>3.7</b>	<b>4291</b>	<b>36</b>	<b>4528</b>	<b>602</b>	<b>390</b>	<b>9</b>	<b>72-43.9</b>	<b>114-989</b>	<b>16-9</b>	<b>448</b>	<b>51</b>	<b>15</b>	<b>29</b>	<b>7</b>	<b>0</b>	<b>48/48</b>	<b>2/3</b>	<b>30/38</b>	<b>32:26</b>

### JACKSONVILLE JAGUARS 2014 OFFENSE GAME-BY-GAME

Wk.	Date	Opp	FIRST DOWNS				3 <sup>RD</sup>	TOT. OFFENSE				RUSHING				PASSING				PUNTS		PEN.	FUM.	Tot.		Tot.		T.O.P.					
			Tot	Run	Pass	Pen	DOWN	Yards	Plays	Avg.	Yards	Att.	Avg.	Net	Sacks	Gross	Att./	Cmp./	Int.	Avg.	Yards	Lost	Pts.	TD	Rn	Ps	Rt		Sfty	PAT	2PT	FGs	
1	9/7	at PHI	[L]	18	2	14	2	2/14	306	71	4.3	64	25	2.6	242	3-24	266	43	24	0	8-46.5	7-55	1-1	17	2	0	2	0	0	2/2	0/0	1/3	29:14
2	9/14	at WAS	[L]	8	2	4	2	3/13	148	48	3.1	25	10	2.5	123	10-70	193	28	14	1	8-47.9	6-44	0-0	10	1	0	1	0	0	1/1	0/0	1/1	20:59
3	9/21	vs. IND	[L]	18	6	10	2	4/10	344	55	6.3	105	20	5.3	239	4-17	256	18	31	2	5-46.4	2-15	1-1	17	2	0	2	0	0	2/2	0/0	1/1	22:57
4	9/28	at S.D.	[L]	21	7	12	2	9/14	319	65	4.9	85	25	3.4	234	3-19	253	37	29	2	2-56.0	3-32	1-1	14	2	1	1	0	0	2/2	0/0	0/0	30:34
5	10/5	vs. PIT	[L]	12	4	8	0	3/12	243	68	4.7	56	15	3.7	187	1-4	191	36	22	2	5-45.0	4-34	3-0	9	0	0	0	0	0	0/0	0/0	3/3	24:43
6	10/12	at TEN	[L]	27	8	17	2	8/15	379	75	5.1	82	23	3.6	297	6-39	336	46	32	1	6-47.7	6-35	1-1	14	2	1	1	0	0	2/2	0.0	0/0	31:07
7	10/19	vs. CLE	[W]	20	10	8	2	5/16	336	68	4.9	185	35	5.3	151	2-8	159	31	17	3	8-43.1	3-25	0-0	24	3	2	1	0	0	3/3	0/0	1/1	31:33
8	10/26	vs. MIA	[L]	19	6	11	2	6/15	377	68	5.5	176	30	5.9	201	4-20	221	34	18	2	4-46.8	6-37	1-1	13	1	0	1	0	0	1/1	0/0	2/3	32:23
9	11/2	at CIN	[L]	19	4	14	1	4/12	365	60	6.1	132	25	5.3	233	2-14	247	33	22	1	7-35.7	3-35	0-0	23	3	1	2	0	0	2/2	0/1	1/1	27:16
10	11/9	vs. DAL	[L]	20	5	11	4	4/14	333	65	5.1	71	24	3	262	4-28	290	37	22	1	6-47.2	2-14	3-2	17	2	2	0	0	1	2/2	1/1	0/0	28:28
12	11/23	at IND	[L]	11	6	5	0	3/12	194	54	3.6	80	23	3.5	114	4-32	146	27	15	1	7-49.4	6-43	2-1	3	0	0	0	0	0	0/0	0/0	1/1	25:55
13	11/30	vs. NYG	[W]	18	6	10	2	3/12	258	64	4	118	22	5.4	140	7-54	194	35	21	0	7-52.4	7-49	0-0	25	3	0	1	2	0	1/1	0/2	2/2	25:21
14	12/7	vs. HOU	[L]	17	4	10	3	5/15	262	66	4	74	22	3.4	188	4-17	188	40	20	1	4-48.3	6-40	0-0	13	1	0	1	0	0	1/1	0/0	2/2	27:31
15	12/14	at BAL	[L]	13	4	9	0	5/18	248	69	3.6	82	23	3.6	166	8-63	229	38	22	1	6-44.5	5-60	0-0	12	0	0	0	0	0	0/0	0/0	4/5	31:42
16	12/18	vs. TEN	[W]	17	7	7	3	5/13	288	56	5.1	177	25	7.1	111	4-13	124	27	14	0	7-45.9	3-25	1-0	21	3	2	1	0	0	3/3	0/0	0/0	25:08
17	12/28	at HOU	[L]	13	5	4	4	0/11	233	53	4.4	121	14	8.6	112	5-28	140	34	15	0	6-49.3	4-25	1-0	17	2	0	1	1	0	2/2	0/0	1/2	20:12
<b>TOTALS:</b>				<b>271</b>	<b>86</b>	<b>154</b>	<b>31</b>	<b>69/216</b>	<b>4,634</b>	<b>988</b>	<b>4.7</b>	<b>1,633</b>	<b>360</b>	<b>4.5</b>	<b>3,001</b>	<b>71/450</b>	<b>3,451</b>	<b>557</b>	<b>325</b>	<b>18</b>	<b>96-46.5</b>	<b>73-573</b>	<b>15-8</b>	<b>249</b>	<b>27</b>	<b>9</b>	<b>15</b>	<b>3</b>	<b>1</b>	<b>23/23</b>	<b>1/4</b>	<b>20/26</b>	<b>27:11</b>

### JACKSONVILLE JAGUARS 2014 DEFENSE GAME-BY-GAME

Wk.	Date	Opp	FIRST DOWNS				3 <sup>RD</sup>	TOT. OFFENSE				RUSHING				PASSING				PUNTS		PEN.	FUM.	Tot.		Tot.		T.O.P.					
			Tot	Run	Pass	Pen	DOWN	Yards	Plays	Avg.	Yards	Att.	Avg.	Net	Sacks	Gross	Att./	Cmp./	Int.	Avg.	Yards	Lost	Pts.	TD	Rn	Ps	Rt		Sfty	PAT	2PT	FGs	
1	9/7	at PHI	[L]	24	7	14	3	8/19	420	82	5.1	145	32	4.5	275	5-47	322	45	27	1	6-38.3	6-50	3-2	34	4	1	2	1	0	4/4	0/0	2/2	30:46
2	9/14	at WAS	[L]	32	12	16	4	6/14	449	81	5.5	191	42	4.5	258	3-30	288	36	24	0	4-49.8	11-98	0-0	41	5	3	2	0	0	5/5	0/0	2/2	39:01
3	9/21	vs. IND	[L]	27	5	22	0	8/14	529	74	7.1	144	29	5	385	2-5	390	43	33	0	5-46.4	8-46	0-0	44	5	0	4	1	0	5/5	0/0	3/3	37:03
4	9/28	at S.D.	[L]	19	2	16	1	9/16	407	61	6.7	42	20	2.1	365	2-12	377	39	29	0	3-42.0	7-57	1-0	33	3	0	3	0	0	3/3	0/0	4/4	29:26
5	10/5	vs. PIT	[L]	20	5	15	0	8/16	372	68	5.5	111	28	4	261	4-12	273	36	26	0	5-45.4	7-50	1-1	17	2	0	1	1	0	2/2	0/0	1/1	35:17
6	10/12	at TEN	[L]	14	3	9	2	3/11	290	55	5.3	70	24	2.9	220	3-13	233	28	17	0	5-49.8	5-48	1-0	16	1	1	0	0	0	1/1	0/0	3/3	28:53
7	10/19	vs. CLE	[W]	13	2	11	0	4/17	266	74	3.6	69	30	2.3	197	3-18	215	41	16	1	7-50.4	8-50	2-2	6	0	0	0	0	0	0/0	0/0	2/2	28:27
8	10/26	vs. MIA	[L]	17	7	8	2	5/12	326	56	5.8	148	24	6.2	178	3-18	196	29	16	1	5-51.0	7-52	0-0	27	3	0	1	2	0	3/3	0/0	2/2	27:37
9	11/2	at CIN	[L]	23	11	12	0	6/13	423	67	6.3	191	34	5.6	232	2-1	233	31	19	2	5-50.4	6-40	1-0	33	4	2	2	0	1	4/4	0/0	1/1	32:44
10	11/9	vs. DAL	[L]	16	6	10	0	4/13	399	59	6.8	151	30	5.0	248	1-6	254	28	21	0	5-46.8	9-65	1-1	31	4	1	3	0	0	4/4	0/0	1/2	31:32
12	11/23	at IND	[L]	24	12	9	3	9/17	389	72	5.4	175	35	5.0	214	5-39	253	32	21	0	3-48.7	6-54	6-3	23	2	1	1	0	0	2/2	0/0	3/3	34:05
13	11/30	vs. NYG	[W]	22	8	14	0	7/15	329	73	4.5	116	35	3.3	213	4-34	247	34	24	0	5-51.8	6-40	3-3	24	3	2	1	0	0	3/3	0/0	1/2	34:39
14	12/7	vs. HOU	[L]	19	9	7	3	3/14	304	63	4.8	173	42	4.1	131	2-4	135	19	13	0	5-47.6	7-64	1-0	27	3	3	0	0	0	3/3	0/0	2/2	32:29
15	12/14	at BAL	[L]	17	3	11	3	4/12	314	56	5.6	93	26	3.6	221	0-0	221	30	20	0	4-50.8	9-70	1-1	20	2	0	1	1	0	2-2	0/0	2/4	28:18
16	12/18	vs. TEN	[W]	19	6	13	0	7/15	357	67	5.3	95	28	3.4	262	4-25	287	35	24	0	5-40.6	7-47	0-0	13	1	0	1	0	0	1/1	0/0	2/2	34:52
17	12/28	at HOU	[L]	24	9	13	2	10/18	358	77	4.6	123	39	3.2	235	3-15	250	35	25	1	6-46.3	6-55	1-1	23	3	1	2	0	1	3/3	0/0	0/0	39:48
<b>TOTALS:</b>				<b>330</b>	<b>107</b>	<b>200</b>	<b>23</b>	<b>101/236</b>	<b>5,932</b>	<b>1,085</b>	<b>5.5</b>	<b>2,033</b>	<b>499</b>	<b>4.1</b>	<b>3,899</b>	<b>45/275</b>	<b>4,174</b>	<b>541</b>	<b>355</b>	<b>6</b>	<b>75-47.5</b>	<b>115/886</b>	<b>22-14</b>	<b>412</b>	<b>45</b>	<b>15</b>	<b>24</b>	<b>6</b>	<b>2</b>	<b>45/45</b>	<b>0/0</b>	<b>31/33</b>	<b>32:49</b>

**JACKSONVILLE JAGUARS 2013 OFFENSE GAME-BY-GAME**

Wk.	Date	Opp	FIRST DOWNS				3 <sup>RD</sup>	TOT. OFFENSE			RUSHING				PASSING				PUNTS		PEN.	FUM.			Tot. Tot.			T.O.P.					
			Tot	Run	Pass	Pen	DOWN	Yards	Plays	Avg.	Yards	Att.	Avg.	Net	Sacks	Gross	Att./	Cmp./	Int.	Avg.	Yards	Lost	Pts.	TD	Rn	Ps	Rt		Sfty	PAT	2PT	FGs	
1	9/8 vs. KC	[L]	12	3	9	0	5-19	178	70	2.5	71	23	3.1	107	6-50	157	41	19	2	11-50.5	5-30	0-0	2	0	0	0	0	1	0/0	0/0	0/0	28:38	
2	9/15 at OAK	[L]	15	3	12	0	7-17	248	62	4	34	19	1.8	214	5-27	241	38	25	0	8-43.6	10-70	1-0	9	1	0	1	0	0	0/0	0/1	1/1	28:12	
3	9/22 at SEA	[L]	17	6	10	1	4-14	265	66	4	51	25	2.1	214	3-21	235	38	18	2	7-42.7	4-45	2-1	17	2	2	0	0	0	2/2	0/0	1/1	27:25	
4	9/29 vs. IND	[L]	14	0	10	4	2-11	205	54	3.8	40	18	2.2	165	4-14	179	32	17	3	6-48.3	9-65	0-0	3	0	0	0	0	0	0/0	0/0	1/1	23:22	
5	10/6 at STL	[L]	16	5	11	0	3-12	363	59	6.2	96	25	3.8	267	2-3	270	32	16	2	5-48.2	4-45	3-1	20	2	0	2	0	0	2/2	0/0	2/2	24:41	
6	10/13 at DEN	[L]	20	4	15	1	5-14	362	71	5.1	71	27	2.6	291	2-12	303	42	27	2	3-45.0	7-62	2-0	19	2	1	0	1	0	1/1	0/1	2/2	31:15	
7	10/20 vs. SD	[L]	18	5	12	1	3-11	353	59	6	78	17	4.6	275	6-43	318	36	23	1	3-50.0	6-45	0-0	6	0	0	0	0	0	0/0	0/0	2/2	22:30	
8	10/27 vs. SF	[L]	20	8	10	2	4-14	318	70	4.5	90	25	3.6	228	0-0	228	45	29	0	4-44.5	6-76	1-1	10	1	0	1	0	0	1/1	0/0	1/1	31:31	
10	11/10 at TEN	[W]	13	4	8	1	3-12	214	56	3.8	54	30	1.8	160	3-20	180	23	14	2	7-43.4	4-19	3-0	29	3	2	0	1	1	3/3	0/0	2/2	29:24	
11	11/17 vs. ARI	[L]	14	3	9	2	2-14	274	60	4.6	32	16	2.0	242	2-13	255	42	27	2	8-47.8	6-40	0-0	14	2	1	1	0	0	2/2	0/0	0/1	24:07	
12	11/24 at HOU	[W]	16	4	11	1	7-17	333	65	5.1	118	28	4.2	215	4-24	239	33	23	0	6-43.2	7-63	1-0	13	1	1	0	0	0	1/1	0/0	2/3	33:41	
13	12/1 at CLE	[W]	22	7	13	2	7-16	314	72	4.4	112	29	3.9	202	2-1	203	41	23	1	7-43.7	5-35	1-0	32	3	0	3	0	1	3/3	0/0	3/3	30:36	
14	12/5 vs. HOU	[W]	18	4	7	7	4-14	281	57	4.9	149	28	5.3	132	1-6	138	28	13	0	8-42.6	8-57	0-0	27	3	0	3	0	0	3/3	0/0	2/2	24:38	
15	12/15 vs. BUF	[L]	22	9	11	2	8-15	354	72	4.9	159	31	5.1	195	5-42	237	36	21	2	3-45.3	6-80	3-2	20	2	0	2	0	0	2/2	0/0	2/2	27:25	
16	12/22 vs. TEN	[L]	15	4	11	0	3-11	289	57	5.1	63	21	3.0	226	2-11	237	34	24	1	4-45.5	4-15	0-0	16	2	0	2	0	0	1/2	0/0	1/1	24:21	
17	12/29 at IND	[L]	19	2	17	0	3-14	350	70	5.0	42	16	2.6	308	3-23	331	51	30	1	5-46.0	5-50	1-1	10	1	0	1	0	0	1/1	0/0	1/1	26:20	
<b>TOTALS:</b>			<b>4-12</b>	<b>271</b>	<b>71</b>	<b>176</b>	<b>24</b>	<b>70-225</b>	<b>4,701</b>	<b>1,020</b>	<b>4.6</b>	<b>1,260</b>	<b>378</b>	<b>3.3</b>	<b>3,441</b>	<b>50-310</b>	<b>3,751</b>	<b>592</b>	<b>349</b>	<b>21</b>	<b>95-45.7</b>	<b>96-797</b>	<b>18-6</b>	<b>247</b>	<b>25</b>	<b>7</b>	<b>16</b>	<b>2</b>	<b>3</b>	<b>22/23</b>	<b>0/2</b>	<b>23/25</b>	<b>27:22</b>

**JACKSONVILLE JAGUARS 2013 DEFENSE GAME-BY-GAME**

Wk.	Date	Opp	FIRST DOWNS				3 <sup>RD</sup>	TOT. OFFENSE			RUSHING				PASSING				PUNTS		PEN.	FUM.			Tot. Tot.			T.O.P.					
			Tot	Run	Pass	Pen	DOWN	Yards	Plays	Avg.	Yards	Att.	Avg.	Net	Sacks	Gross	Att./	Cmp./	Int.	Avg.	Yards	Lost	Pts.	TD	Rn	Ps	Rt		Sfty	PAT	2PT	FGs	
1	9/8 vs. KC	[L]	17	7	10	0	5-15	292	62	4.6	121	27	4.3	171	1-2	173	34	21	0	10-36.3	3-20	1-0	28	4	1	2	1	0	4/4	0/0	0/0	31:30	
2	9/15 at OAK	[L]	16	7	6	3	4-14	340	61	5.6	226	34	6.6	114	3-12	126	24	15	0	4-48.0	5-30	3-1	19	1	1	0	0	0	1/1	0/0	4/5	31:48	
3	9/22 at SEA	[L]	28	10	16	2	4-10	479	67	7.1	156	36	4.3	323	2-8	331	29	21	1	4-35.0	4-24	1-1	45	6	1	5	0	0	6/6	0/0	1/1	32:35	
4	9/29 vs. IND	[L]	26	8	16	2	6-13	437	70	6.2	157	30	5.3	280	2-14	294	38	23	1	3-46.0	7-58	1-0	37	4	1	2	1	0	4/4	0/0	3/3	36:38	
5	10/6 at STL	[L]	22	7	12	3	8-19	351	72	4.9	143	36	4	208	2-14	222	34	19	0	7-40.9	6-53	1-0	34	4	0	3	1	0	4/4	0/0	2/2	35:19	
6	10/13 at DEN	[L]	26	8	14	4	7-13	407	71	5.7	112	29	3.9	295	0-0	295	42	28	1	3-43.0	4-31	3-2	35	5	3	2	0	0	5/5	0/0	0/0	28:45	
7	10/20 vs. SD	[L]	27	10	14	3	7-12	434	67	6.5	158	40	4	276	1-9	285	26	22	0	3-44.7	8-61	0-0	24	3	2	1	0	0	3/3	0/0	1/1	37:30	
8	10/27 vs. SF	[L]	25	14	9	2	6-9	398	55	7.2	221	38	5.8	177	0-0	177	17	11	0	1-61.0	4-35	3-1	42	6	4	1	1	0	6/6	0/0	0/0	28:29	
10	11/10 at TEN	[W]	19	4	13	2	10-18	362	70	5.2	83	27	3.1	279	1-9	288	42	26	1	5-43.8	6-45	5-3	27	3	1	2	0	0	3/3	0/0	2/2	30:36	
11	11/17 vs. ARI	[L]	19	3	16	0	5-16	416	69	6.0	14	24	0.6	402	3-17	419	42	30	0	8-44.8	5-42	1-0	27	3	1	2	0	0	3/3	0/0	2/2	35:53	
12	11/24 at HOU	[W]	11	5	5	1	4-15	218	57	3.8	77	21	3.7	141	2-28	169	34	18	1	7-44.9	2-22	0-0	6	0	0	0	0	0	0/0	0/0	2/2	26:19	
13	12/1 at CLE	[W]	24	9	13	2	6-13	439	73	6.0	97	30	3.2	342	3-28	370	40	24	2	4-39.5	9-50	3-1	28	4	1	3	0	0	4/4	0/0	0/1	29:24	
14	12/5 vs. HOU	[W]	23	3	19	1	8-17	406	80	5.1	83	19	4.4	323	3-34	357	58	33	2	5-43.8	14-177	1-0	20	2	0	2	0	0	2/2	0/0	2/2	35:22	
15	12/15 vs. BUF	[L]	25	12	10	3	5-13	366	72	5.1	198	44	4.5	168	4-25	193	24	17	1	4-45.0	7-67	2-1	27	3	1	2	0	0	3/3	0/0	2/3	32:35	
16	12/22 vs. TEN	[L]	22	10	10	2	3-13	346	73	4.7	182	44	4.1	164	3-17	181	26	17	1	3-46.7	1-4	0-0	20	2	1	1	0	0	2/2	0/0	2/2	35:39	
17	12/29 at IND	[L]	23	4	17	2	8-16	379	70	5.4	80	28	2.9	299	1-8	307	41	29	0	5-47.4	2-10	2-0	30	3	2	1	0	0	3/3	0/0	3/3	33:40	
<b>TOTALS:</b>			<b>4-12</b>	<b>353</b>	<b>121</b>	<b>200</b>	<b>32</b>	<b>96-226</b>	<b>6,070</b>	<b>1,089</b>	<b>5.6</b>	<b>2,108</b>	<b>507</b>	<b>4.2</b>	<b>3,962</b>	<b>31-225</b>	<b>4,187</b>	<b>551</b>	<b>354</b>	<b>11</b>	<b>76-43.0</b>	<b>87-729</b>	<b>27-10</b>	<b>449</b>	<b>53</b>	<b>20</b>	<b>29</b>	<b>4</b>	<b>0</b>	<b>53/53</b>	<b>0/0</b>	<b>26/29</b>	<b>32:38</b>



**JACKSONVILLE JAGUARS 2012 OFFENSE GAME-BY-GAME**

Wk.	Date	Opp	FIRST DOWNS				3 <sup>RD</sup>	TOT. OFFENSE			RUSHING				PASSING				PUNTS	PEN.	FUM.			Tot.			PAT	2PT	FGs	T.O.P.		
			Tot	Run	Pass	Pen	DOWN	Yards	Plays	Avg.	Yards	Att.	Avg.	Net	Sacks	Gross	Att./	Cmp./	Int.	Avg.	Yards	Lost	Pts.	TD	Rn	Ps					Rt	Sfty
1	9/9 at MIN	[L]	22	7	12	3	9/18	355	75	4.7	113	34	3.3	242	2-18	260	39/	23/	0	4-53.5	4-25	3-1	23	2	0	2	0	0	0/1	1/1	3/3	37:49
2	9/16 vs. HOU	[L]	9	3	4	2	0/9	117	38	3.1	65	14	4.6	52	3-24	76	21/	9/	0	9-51.3	8-71	1-1	7	1	0	1	0	0	1/1	-	0/0	16:43
3	9/23 at IND	[W]	15	10	3	2	4/13	333	54	6.2	185	32	5.8	148	1-7	155	21/	10/	0	6-53.5	6-67	2-0	22	2	1	1	0	0	1/1	0/1	3/3	27:36
4	9/30 vs. CIN	[L]	17	5	11	1	2/11	212	58	3.7	69	18	3.8	143	6-43	186	34/	23/	1	6-49.2	3-37	1-1	10	1	0	1	0	0	1/1	-	1/1	28:41
5	10/7 vs. CHI	[L]	10	3	5	2	5/13	189	53	3.6	60	17	3.5	129	3-13	142	33/	17/	2	6-48.5	6-49	1-1	3	0	0	0	0	0	0/0	-	1/1	24:00
7	10/21 at OAK	[L]	10	3	6	1	1/15	209	61	3.4	54	26	2.1	155	3-26	181	32/	17/	0	9-42.1	6-92	1-1	23	2	1	1	0	0	2/2	-	3/3	30:05
8	10/28 at GB	[L]	18	1	14	3	5/16	341	71	4.8	62	20	3.1	279	2-24	303	49/	27/	0	6-33.8	7-77	3-1	15	1	0	1	0	0	0/0	0/1	3/3	30:48
9	11/4 vs. DET	[L]	19	6	11	2	6/11	279	59	4.7	64	20	3.2	215	1-5	220	38/	27/	2	4-50.5	3-40	0-0	14	2	0	2	0	0	0/0	1/2	0/0	24:30
10	11/8 vs. IND	[L]	20	2	14	4	1/10	337	63	5.3	37	12	3.1	300	4-30	330	47/	28/	2	5-47.2	10-115	1-1	10	1	0	1	0	0	1/1	-	1/2	24:14
11	11/18 at HOU	[L]	17	4	12	1	4/14	458	66	6.9	86	29	3.0	372	2-6	378	35/	18/	0	5-48.4	6-54	1-1	37	4	0	4	0	0	4/4	-	3/3	31:19
12	11/25 vs. TEN	[W]	19	8	9	2	7/14	321	60	5.4	100	27	3.7	221	7-40	261	26/	17/	1	5-47.0	5-30	0-0	24	3	1	2	0	0	3/3	-	1/1	29:23
13	12/2 at BUF	[L]	21	4	10	7	1/10	236	63	3.7	50	18	2.8	186	3-6	202	42/	19/	1	5-41.6	8-74	3-1	18	2	1	1	0	0	1/1	1/1	1/1	24:51
14	12/9 vs. NYJ	[L]	16	5	10	1	2/16	291	70	4.2	123	24	5.1	168	3-17	185	43/	21/	2	8-45.4	7-54	0-0	10	1	1	0	0	0	1/1	-	1/2	29:29
15	12/16 at MIA	[L]	13	3	9	1	6/15	299	57	5.2	86	21	4.1	213	2-8	221	34/	18/	0	5-47.4	10-88	2-0	3	0	0	0	0	0	0/0	-	1/1	24:22
16	12/23 vs. NE	[L]	22	7	13	2	4/15	436	75	5.8	93	23	4.0	343	1-5	348	51/	29/	3	4-56.3	5-47	0-0	16	1	0	1	0	0	1/1	-	3/4	32:35
17	12/30 at TEN	[L]	21	5	14	2	7/16	375	71	5.3	122	23	5.3	253	7-45	298	41/	25/	3	5-46.4	7-35	1-0	20	3	0	2	1	0	2/2	0/1	0/0	32:21
<b>TOTALS</b>	<b>2-14</b>	<b>269</b>	<b>76</b>	<b>157</b>	<b>36</b>	<b>64/216</b>	<b>4,788</b>	<b>994</b>	<b>4.8</b>	<b>1,369</b>	<b>358</b>	<b>3.8</b>	<b>3,419</b>	<b>50-327</b>	<b>3,746</b>	<b>586/</b>	<b>328/</b>	<b>17</b>	<b>92-47.3</b>	<b>101-955</b>	<b>20-9</b>	<b>255</b>	<b>26</b>	<b>5</b>	<b>20</b>	<b>1</b>	<b>0</b>	<b>18/19</b>	<b>3/7</b>	<b>25/28</b>	<b>27:29</b>	

**JACKSONVILLE JAGUARS 2012 DEFENSE GAME-BY-GAME**

Wk.	Date	Opp	FIRST DOWNS				3 <sup>RD</sup>	TOT. OFFENSE			RUSHING				PASSING				PUNTS	PEN.	FUM.			Tot.			PAT	2PT	FGs	T.O.P.		
			Tot	Run	Pass	Pen	DOWN	Yards	Plays	Avg.	Yards	Att.	Avg.	Net	Sacks	Gross	Att./	Cmp./	Int.	Avg.	Yards	Lost	Pts.	TD	Rn	Ps					Rt	Sfty
1	9/9 at MIN	[L]	20	6	14	0	2/10	389	58	6.7	123	29	4.2	266	2-4	270	27/	20/	0	5-48.5	5-47	1-1	26	2	2	0	0	0	2/2	-	4/4	27:45
2	9/16 vs. HOU	[L]	28	16	11	1	8/17	411	83	5.0	216	48	4.5	195	0-0	195	35/	26/	0	6-49.8	10-64	1-0	27	3	3	0	0	0	3/3	-	2/2	43:17
3	9/23 at IND	[W]	23	6	15	2	10/19	437	75	5.8	124	29	4.3	313	0-0	313	46/	22/	1	6-46.7	11-106	0-0	17	2	0	2	0	0	2/2	-	1/2	32:24
4	9/30 vs. CIN	[L]	20	6	12	2	2/11	382	65	5.9	138	34	4.1	244	0-0	244	31/	20/	1	3-47.7	6-50	2-1	27	3	1	2	0	0	3/3	-	2/2	31:19
5	10/7 vs. CHI	[L]	26	9	16	1	10/17	501	73	6.9	214	33	6.5	287	1-5	292	39/	23/	1	3-40.7	12-80	0-0	41	5	1	2	2	0	5/5	-	2/2	36:00
7	10/21 at OAK	[L]	20	8	9	3	6/17	351	74	4.7	69	26	2.7	282	2-16	298	46/	26/	1	6-44.0	9-58	4-2	26	2	1	1	0	0	2/2	-	4/5	32:01
8	10/28 at GB	[L]	20	5	9	6	5/13	238	64	3.7	66	26	2.5	172	2-14	186	36/	22/	0	5-45.0	5-33	1-1	24	3	0	2	1	0	3/3	-	1/2	29:12
9	11/4 vs. DET	[L]	26	8	16	2	8/12	434	68	6.4	149	34	4.4	285	1-0	285	33/	22/	0	2-49.5	5-42	0-0	31	4	4	0	0	0	4/4	-	1/2	35:30
10	11/8 vs. IND	[L]	24	11	10	3	3/11	359	65	5.5	138	37	3.7	221	2-6	227	26/	18/	1	3-45.0	6-40	1-1	27	3	2	0	1	0	3/3	-	2/2	35:46
11	11/18 at HOU	[L]	39	10	26	3	4/11	653	92	7.1	149	35	4.3	504	2-23	527	55/	43/	2	3-37.0	2-20	2-1	43	5	0	5	0	0	4/4	-	3/5	41:40
12	11/25 vs. TEN	[W]	20	3	15	2	6/15	360	70	5.1	110	29	3.8	250	1-11	261	40/	23/	2	4-50.3	6-42	1-0	19	1	0	1	0	0	1/1	-	4/5	30:37
13	12/2 at BUF	[L]	20	14	5	1	5/12	344	63	5.5	232	46	5.0	112	0-0	112	17/	9/	1	4-44.5	9-100	1-1	34	4	2	2	0	0	4/4	-	2/2	35:09
14	12/9 vs. NYJ	[L]	17	11	4	2	4/13	270	62	4.4	166	42	4.0	104	1-7	111	19/	12/	0	7-46.6	1-15	2-2	17	2	2	0	0	0	2/2	-	1/1	30:31
15	12/16 at MIA	[L]	26	8	13	5	6/11	389	66	5.9	180	36	5.0	209	1-11	220	29/	22/	0	1-63.0	5-41	1-1	24	2	0	2	0	0	1/1	1/1	3/3	35:38
16	12/23 vs. NE	[L]	23	6	15	2	4/12	349	71	4.9	103	27	3.8	246	3-21	267	41/	24/	2	5-47.8	4-39	0-0	23	2	0	2	0	0	2/2	-	3/3	27:25
17	12/30 at TEN	[L]	12	6	4	2	6/14	221	51	4.3	79	34	2.3	142	2-10	152	15/	9/	0	5-40.8	5-43	0-0	38	5	1	0	4	0	5/5	-	1/1	27:39
<b>TOTALS</b>	<b>2-14</b>	<b>364</b>	<b>133</b>	<b>194</b>	<b>37</b>	<b>89/215</b>	<b>6,088</b>	<b>1,100</b>	<b>5.5</b>	<b>2,256</b>	<b>545</b>	<b>4.1</b>	<b>3,832</b>	<b>20-128</b>	<b>3,960</b>	<b>535/</b>	<b>341/</b>	<b>12</b>	<b>68-46.0</b>	<b>101-820</b>	<b>17-11</b>	<b>444</b>	<b>48</b>	<b>19</b>	<b>21</b>	<b>8</b>	<b>0</b>	<b>46/46</b>	<b>1/1</b>	<b>36/43</b>	<b>32:31</b>	

### JACKSONVILLE JAGUARS 2010 OFFENSE GAME-BY-GAME

Wk.	Date	Opp	FIRST DOWNS				3 <sup>RD</sup>	TOT. OFFENSE			RUSHING				PASSING			PUNTS		PEN.	FUM.			Tot.			PAT	2PT	FGs	T.O.P.			
			Tot	Run	Pass	Pen	DOWN	Yards	Plays	Avg.	Yards	Att.	Avg.	Net	Sacks	Gross	Att./	Cmp./	Int.	Avg.	Yards	Lost	Pts.	TD	Rn	Ps					Rt	Sfty	
1	9/12 vs. DEN	[W]	18	9	6	3	3-10	299	56	5.3	134	34	3.9	165	1-5	170	21/	16/	0	4-41.3	5-47	0-0	24	3	0	3	0	0	3/3	-	1/1	29:30	
2	9/19 at SD	[L]	20	6	14	0	6-12	350	68	5.1	71	24	3.0	279	2-14	293	42/	26/	4	0-0.0	5-33	2-2	13	1	0	1	0	0	1/1	-	2/2	30:24	
3	9/26 vs. PHI	[L]	16	9	6	1	5-17	191	69	2.8	139	32	4.3	52	7-53	105	30/	13/	1	8-48.0	4-67	1-0	3	0	0	0	0	0	0/0	-	1/1	32:53	
4	10/3 vs. IND	[W]	20	10	9	1	9-13	337	57	5.9	174	35	5.0	163	0-0	163	22/	17/	0	4-42.5	7-45	0-0	31	4	2	2	0	0	4/4	-	1/1	29:46	
5	10/10 at BUF	[W]	21	10	11	0	4-11	381	62	6.1	216	40	5.4	165	2-13	178	20/	16/	1	0-0.0	5-38	3-2	36	3	0	3	0	0	3/3	-	5/5	34:21	
6	10/18 vs. TEN	[L]	17	7	8	2	3-13	249	63	4.0	76	25	3.0	173	2-16	189	36/	21/	3	3-37.3	7-55	1-1	3	0	0	0	0	0	0/0	-	1/1	27:15	
7	10/24 at KC	[L]	19	4	12	3	3-10	300	58	5.2	84	23	3.7	216	1-6	222	34/	18/	2	3-38.3	6-43	2-1	20	2	0	2	0	0	2/2	-	2/2	26:00	
8	10/31 at DAL	[W]	20	6	14	0	6-12	387	58	6.7	149	34	4.4	238	3-22	260	21/	17/	0	5-48.4	6-36	1-1	35	5	1	4	0	0	5/5	-	0/0	32:35	
10	11/14 vs. HOU	[W]	29	12	15	2	4-11	491	69	7.1	165	36	4.6	326	2-16	342	31/	24/	0	3-43.7	8-62	1-0	31	4	2	2	0	0	4/4	-	1/3	35:23	
11	11/21 vs. CLE	[W]	24	11	11	2	4-11	371	67	5.5	145	28	5.2	226	4-28	254	35/	20/	4	2-33.5	2-10	2-2	24	3	1	2	0	0	3/3	-	1/1	31:28	
12	11/28 at NYG	[L]	26	15	9	2	10-16	328	73	4.5	207	34	6.1	121	4-41	162	35/	20/	1	3-43.3	3-20	3-1	20	2	2	0	0	0	2/2	-	2/2	35:27	
13	12/5 at TEN	[W]	23	16	7	0	6-15	377	73	5.2	258	53	4.9	119	1-7	126	19/	14/	0	2-43.0	4-31	1-0	17	2	2	0	0	0	2/2	-	1/3	39:54	
14	12/12 vs. OAK	[W]	19	10	8	1	5-12	385	58	6.6	234	34	6.9	151	2-8	159	22/	11/	1	5-41.4	6-52	0-0	38	5	2	3	0	0	5/5	-	1/1	29:55	
15	12/19 at IND	[L]	20	4	14	2	5-13	356	61	5.8	67	22	3.0	289	1-5	294	38/	24/	1	4-48.0	6-55	3-1	24	3	0	2	1	0	3/3	-	1/1	30:22	
16	12/26 vs. WAS	[L]	15	4	11	0	7-17	336	65	5.2	78	23	3.4	258	4-41	299	38/	22/	2	7-45.4	7-66	2-0	17	2	1	1	0	0	2/2	-	1/2	32:54	
17	1/2 at HOU	[L]	23	15	6	2	1-10	322	62	5.2	198	35	5.7	124	2-16	140	25/	12/	1	4-44.3	2-15	1-1	17	2	1	1	0	0	2/2	-	1/2	30:48	
<b>Totals</b>			<b>8-8</b>	<b>330</b>	<b>148</b>	<b>161</b>	<b>21</b>	<b>81-203</b>	<b>5,460</b>	<b>1,019</b>	<b>5.4</b>	<b>2,395</b>	<b>512</b>	<b>4.7</b>	<b>3,065</b>	<b>38-291</b>	<b>3,356</b>	<b>469/</b>	<b>291/</b>	<b>21</b>	<b>57-43.8</b>	<b>83-675</b>	<b>23-12</b>	<b>353</b>	<b>41</b>	<b>14</b>	<b>26</b>	<b>1</b>	<b>0</b>	<b>41/41</b>	<b>-</b>	<b>22/28</b>	<b>31:43</b>

### JACKSONVILLE JAGUARS 2010 DEFENSE GAME-BY-GAME

Wk.	Date	Opp	FIRST DOWNS				3 <sup>RD</sup>	TOT. OFFENSE			RUSHING				PASSING			PUNTS		PEN.	FUM.			Tot.			PAT	2PT	FGs	T.O.P.			
			Tot	Run	Pass	Pen	DOWN	Yards	Plays	Avg.	Yards	Att.	Avg.	Net	Sacks	Gross	Att./	Cmp./	Int.	Avg.	Yards	Lost	Pts.	TD	Rn	Ps					Rt	Sfty	
1	9/12 vs. DEN	[W]	21	6	14	1	3-10	363	61	6.0	89	25	3.6	274	3-21	295	33/	21/	1	4-43.0	7-70	1-1	17	2	1	1	0	0	2/2	-	1/1	30:30	
2	9/19 at SD	[L]	25	7	17	1	4-8	477	60	8.0	151	30	5.0	326	1-8	334	29/	22/	2	2-17.0	4-25	1-1	38	5	2	3	0	0	5/5	-	1/1	29:36	
3	9/26 vs. PHI	[L]	15	4	10	1	5-13	373	55	6.8	106	21	5.0	267	3-24	291	31/	17/	0	7-45.1	7-84	0-0	28	4	1	3	0	0	4/4	-	0/0	27:07	
4	10/3 vs. IND	[W]	28	5	23	0	7-10	406	66	6.2	58	19	3.1	348	1-4	352	46/	33/	1	2-55.0	3-35	2-1	28	4	2	2	0	0	4/4	-	0/0	30:14	
5	10/10 at BUF	[W]	17	5	10	2	3-11	306	54	5.7	110	21	5.2	196	3-24	220	30/	20/	0	4-48.5	5-35	2-0	26	3	0	3	0	0	2/2	0/1	2/2	25:39	
6	10/18 vs. TEN	[L]	20	8	10	2	8-14	324	60	5.4	153	39	3.9	171	0-0	171	21/	14/	0	2-49.0	8-57	1-0	30	3	1	2	0	0	3/3	-	3/3	32:45	
7	10/24 at KC	[L]	25	13	10	2	6-11	426	61	7.0	236	42	5.6	190	1-3	193	18/	13/	0	3-45.3	7-92	0-0	42	6	3	2	1	0	6/6	-	0/0	34:00	
8	10/31 at DAL	[W]	25	5	16	4	6-13	415	73	5.7	50	22	2.3	365	2-14	379	49/	34/	4	3-44.7	3-20	1-0	17	2	1	1	0	0	2/2	-	1/1	27:25	
9	11/14 vs. HOU	[W]	20	6	13	1	4-10	395	53	7.5	81	21	3.9	314	0-0	314	32/	22/	0	4-37.5	8-49	2-1	24	3	1	2	0	0	3/3	-	1/1	24:37	
10	11/21 vs. CLE	[W]	15	4	10	1	7-16	283	60	4.7	88	26	3.4	195	6-46	241	28/	17/	1	5-44.0	5-45	1-0	20	2	0	1	1	0	2/2	-	2/4	28:32	
11	11/28 at NYG	[L]	17	6	11	0	3-10	361	50	7.2	135	26	5.2	226	0-0	226	24/	14/	0	3-49.7	4-25	0-0	24	2	0	2	0	0	2/2	1/1	3/3	24:33	
12	12/5 at TEN	[W]	11	3	18	1	2-11	220	47	4.7	57	14	4.1	163	1-6	169	32/	14/	2	2-36.0	4-30	0-0	6	0	0	0	0	0	0/0	-	2/2	20:06	
13	12/12 vs. OAK	[W]	21	3	16	2	6-13	476	61	7.8	153	25	6.1	323	3-21	344	33/	22/	1	5-42.0	4-25	1-1	31	4	2	2	0	0	4/4	-	1/1	30:05	
14	12/19 at IND	[L]	19	7	12	0	5-13	376	64	5.9	155	24	6.5	221	1-8	229	39/	29/	0	6-39.2	6-68	0-0	34	4	1	2	1	0	4/4	-	2/2	29:38	
15	12/26 vs. WAS	[L]	15	5	8	2	4-15	251	64	3.9	79	24	3.3	172	1-10	182	39/	19/	1	9-40.9	5-40	0-0	20	2	1	1	0	0	2/2	-	2/2	29:53	
16	1/2 at HOU	[L]	22	12	9	1	5-11	497	59	8.4	244	37	6.6	253	0-0	253	22/	18/	0	3-38.7	5-48	0-0	34	4	3	1	0	0	4/4	-	2/2	29:12	
<b>Totals</b>			<b>8-8</b>	<b>316</b>	<b>98</b>	<b>197</b>	<b>21</b>	<b>78-189</b>	<b>5,949</b>	<b>948</b>	<b>6.3</b>	<b>1,945</b>	<b>416</b>	<b>4.7</b>	<b>4,004</b>	<b>26-189</b>	<b>4,193</b>	<b>506/</b>	<b>329/</b>	<b>13</b>	<b>64-42.4</b>	<b>85-748</b>	<b>12-5</b>	<b>419</b>	<b>50</b>	<b>19</b>	<b>28</b>	<b>3</b>	<b>0</b>	<b>48/48</b>	<b>1/2</b>	<b>23/25</b>	<b>28:17</b>

### JACKSONVILLE JAGUARS 2011 OFFENSE GAME-BY-GAME

Wk.	Date	Opp	FIRST DOWNS				3 <sup>RD</sup>	TOT. OFFENSE			RUSHING				PASSING			PUNTS		PEN.	FUM.		Tot.		Tot.		PAT	2PT	FGs	T.O.P.			
			Tot	Run	Pass	Pen	DOWN	Yards	Plays	Avg.	Yards	Att.	Avg.	Net	Sacks	Gross	Att./	Cmp./	Int.	Avg.	Yards	Lost	Pts.	TD	Rn	Ps					Rt	Sfty	
1	9/11 vs. TEN	[W]	20	10	9	1	9/18	323	73	4.4	163	47	3.5	160	2-15	175	24/	17/	0	5-43.6	5-39	2-1	16	1	1	0	0	0	1/1	-	3/3	39:38	
2	9/18 at NYJ	[L]	11	5	6	0	3/12	203	54	3.8	112	27	4.1	91	2-20	111	25/	11/	4	5-40.6	4-50	0-0	3	0	0	0	0	0	0/0	-	1/1	26:37	
3	9/25 at CAR	[L]	13	7	4	2	3/14	257	57	4.5	128	34	3.8	129	2-10	139	21/	12/	1	6-39	8-60	5-0	10	1	0	1	0	0	1/1	-	1/1	30:26	
4	10/2 vs. NO	[L]	15	4	7	4	4/15	274	62	4.4	104	17	6.1	170	3-26	196	42/	16/	1	4-38.3	2-15	1-0	10	1	0	1	0	0	1/1	-	1/1	22:55	
5	10/9 vs. CIN	[L]	12	5	7	0	6/16	296	58	5.1	96	27	3.6	200	3-21	221	28/	15/	0	7-37.7	2-15	4-2	20	2	1	1	0	0	2/2	-	2/2	27:27	
6	10/16 at PITT	[L]	16	6	7	3	4/15	209	61	3.4	133	30	4.4	76	5-33	109	26/	12/	0	7-42.3	4-22	0-0	13	1	0	1	0	0	1/1	-	2/2	28:47	
7	10/24 vs. BAL	[W]	13	6	5	2	2/16	205	66	3.1	132	42	3.1	73	4-20	93	20/	9/	0	7-40.9	6-90	4-1	12	0	0	0	0	0	0/0	-	4/4	36:15	
8	10/30 at HOU	[L]	13	5	8	0	5/14	174	58	3.0	84	25	3.4	90	1-7	97	32/	10/	2	8-46.8	5-39	1-0	14	2	1	1	0	0	2/2	-	0/0	24:41	
10	11/13 at IND	[W]	18	9	8	1	6/15	251	64	3.9	141	41	3.4	110	2-8	118	21/	14/	1	6-38.7	5-55	0-0	17	2	1	1	0	0	2/2	-	1/2	35:21	
11	11/20 at CLE	[L]	23	10	9	4	7/15	303	71	4.3	108	29	3.7	195	1-15	210	41/	22/	0	5-40.6	9-81	1-0	10	1	1	0	0	0	1/1	-	1/1	30:53	
12	11/27 vs. HOU	[L]	14	4	7	3	5/19	255	71	3.6	105	24	4.4	150	7-48	198	40/	20/	1	9-42.2	4-30	1-0	13	1	0	0	1	0	1/1	-	2/3	31:39	
13	12/5 vs. SD	[L]	17	6	11	0	9/16	306	66	4.6	129	31	4.2	177	2-18	195	33/	19/	1	5-43.4	3-26	2-0	14	2	0	2	0	0	2/2	-	0/0	31:43	
14	12/11 vs. TB	[W]	21	7	10	4	5/15	325	67	4.9	116	33	3.5	209	1-8	217	33/	19/	2	7-41.4	8-80	2-0	41	6	2	2	2	0	5/5	0/1	0/0	32:49	
15	12/15 at ATL	[L]	12	4	8	0	3/10	207	46	4.5	116	19	6.1	91	5-50	141	22/	12/	1	7-43.4	5-40	3-3	14	2	0	1	1	0	2/2	-	0/0	21:29	
16	12/24 at TEN	[L]	18	6	12	0	5/18	300	71	4.2	113	28	4.0	187	1-11	198	42/	21/	1	9-45.1	6-28	0-0	17	2	2	0	0	0	2/2	-	1/1	29:01	
17	1/1 vs. IND	[W]	15	9	4	2	5/13	261	57	4.6	190	35	5.4	71	3-21	92	19/	11/	0	2-43.5	1-10	1-1	19	1	0	1	0	0	1/1	-	4/4	30:48	
<b>Totals</b>			<b>5-11</b>	<b>251</b>	<b>103</b>	<b>122</b>	<b>26</b>	<b>81/241</b>	<b>4,149</b>	<b>1,002</b>	<b>4.1</b>	<b>1,970</b>	<b>489</b>	<b>4.0</b>	<b>2,179</b>	<b>44-331</b>	<b>2,510</b>	<b>469/</b>	<b>240/</b>	<b>15</b>	<b>99-41.9</b>	<b>77-680</b>	<b>27-8</b>	<b>243</b>	<b>25</b>	<b>9</b>	<b>12</b>	<b>4</b>	<b>0</b>	<b>24/24</b>	<b>0/1</b>	<b>23/25</b>	<b>30:02</b>

### JACKSONVILLE JAGUARS 2011 DEFENSE GAME-BY-GAME

Wk.	Date	Opp	FIRST DOWNS				3 <sup>RD</sup>	TOT. OFFENSE			RUSHING				PASSING			PUNTS		PEN.	FUM.		Tot.		Tot.		PAT	2PT	FGs	T.O.P.			
			Tot	Run	Pass	Pen	DOWN	Yards	Plays	Avg.	Yards	Att.	Avg.	Net	Sacks	Gross	Att./	Cmp./	Int.	Avg.	Yards	Lost	Pts.	TD	Rn	Ps					Rt	Sfty	
1	9/11 vs. TEN	[W]	13	1	11	1	4/11	292	49	6.0	43	13	3.3	249	2-14	263	34/	21/	1	7-41.6	7-60	1-0	14	2	0	2	0	0	2/2	-	0/1	20:22	
2	9/18 at NYJ	[L]	15	5	8	2	3/12	283	57	5.0	101	32	3.2	182	1-0	182	24/	17/	2	5-38.8	7-60	0-0	32	3	1	2	0	1	3/3	-	3/3	33:23	
3	9/25 at CAR	[L]	16	5	10	1	6/16	265	62	4.3	107	28	3.8	158	0-0	158	34/	18/	0	8-38.4	8-69	0-0	16	1	0	1	0	1	0/0	1/1	2/2	29:34	
4	10/2 vs. NO	[L]	30	9	20	1	7/14	503	81	6.2	177	34	5.2	326	3-25	351	44/	31/	2	1-58.0	6-50	0-0	23	2	1	1	0	0	2/2	-	3/5	37:05	
5	10/9 vs. CIN	[L]	13	2	11	0	8/19	239	66	3.6	77	31	2.5	162	2-17	179	33/	21/	1	7-47.7	4-33	1-0	30	4	1	2	1	0	3/4	-	1/1	32:33	
6	10/16 at PITT	[L]	15	6	8	1	7/15	370	58	6.4	185	32	5.8	185	3-15	200	23/	12/	0	6-42.7	8-65	1-0	17	2	1	1	0	0	2/2	-	1/2	31:13	
7	10/24 vs. BAL	[W]	11	1	8	2	2/12	146	53	2.8	34	12	2.8	112	3-25	137	38/	21/	1	9-52.2	10-85	2-1	7	1	0	1	0	0	1/1	-	0/1	23:45	
8	10/30 at HOU	[L]	20	6	14	0	10/17	358	71	5.0	156	39	4.0	202	2-23	225	30/	16/	0	6-45.3	7-60	2-2	24	3	2	1	0	0	3/3	-	1/2	35:19	
10	11/13 at IND	[W]	13	2	8	3	4/15	212	57	3.7	84	23	3.7	128	5-33	161	29/	20/	2	6-41.0	6-40	2-1	3	0	0	0	0	0	0/0	-	1/1	24:39	
11	11/20 at CLE	[L]	20	6	10	4	4/10	334	54	6.2	148	28	5.3	186	2-13	199	24/	17/	1	3-36.0	9-70	0-0	14	2	1	1	0	0	2/2	-	0/1	29:07	
12	11/27 vs. HOU	[L]	9	5	4	0	2/15	215	59	3.6	88	31	2.8	127	0-0	127	28/	18/	0	10-43.6	7-80	3-1	20	2	1	1	0	0	2/2	-	2/2	28:21	
13	12/5 vs. SD	[L]	19	7	12	0	4/10	433	54	8.0	139	26	5.3	294	0-0	294	28/	22/	0	4-44.8	6-55	0-0	38	5	2	3	0	0	5/5	-	1/1	28:17	
14	12/11 vs. TB	[W]	15	7	7	1	3/11	280	59	4.7	110	24	4.6	170	3-14	184	32/	17/	3	5-37.8	12-97	6-4	14	2	2	0	0	0	2/2	-	0/0	27:11	
15	12/15 at ATL	[L]	20	6	13	1	6/15	373	68	5.5	97	35	2.8	276	1-4	280	32/	24/	0	5-40.8	4-31	0-0	41	5	1	3	1	0	5/5	-	2/2	38:31	
16	12/24 at TEN	[L]	20	3	14	3	3/12	407	66	6.2	65	25	2.6	342	1-8	350	40/	24/	2	4-43.0	0-0	1-1	23	2	1	1	0	0	2/2	-	3/3	30:59	
17	1/1 vs. IND	[W]	19	2	17	0	6/14	298	65	4.6	56	22	2.5	242	3-22	264	40/	27/	2	3-45.3	4-40	2-1	13	1	0	1	0	0	1/1	-	2/2	29:12	
<b>Totals</b>			<b>5-11</b>	<b>268</b>	<b>73</b>	<b>175</b>	<b>20</b>	<b>79/218</b>	<b>5,008</b>	<b>979</b>	<b>5.1</b>	<b>1,667</b>	<b>435</b>	<b>3.8</b>	<b>3,341</b>	<b>31-213</b>	<b>3,554</b>	<b>513/</b>	<b>326/</b>	<b>17</b>	<b>89-43.3</b>	<b>105-895</b>	<b>21-11</b>	<b>329</b>	<b>37</b>	<b>14</b>	<b>21</b>	<b>2</b>	<b>2</b>	<b>35/36</b>	<b>1/1</b>	<b>22/29</b>	<b>29:58</b>

**JACKSONVILLE JAGUARS 2009 OFFENSE GAME-BY-GAME**

Wk.	Date	Opp	FIRST DOWNS				3 <sup>RD</sup> DOWN	TOT. OFFENSE			RUSHING				PASSING				PUNTS		PEN. Yards	FUM.		Tot. Tot.						T.O.P.		
			Tot	Run	Pass	Pen		Yards	Plays	Avg.	Yards	Att.	Avg.	Net	Sacks	Gross	Att./	Cmp./	Int.	Avg.		Lost	Pts.	TD	Rn	Ps	Rt	Sfty	PAT		2PT	FGs
1	9/13 at IND	[L]	12	7	4	1	6-15	228	55	4.1	114	26	4.4	114	1-8	122	28/	14/	0	5-37.8	3-24	0-0	12	1	1	0	0	0	0/0	0/1	2/3	26:04
2	9/20 vs. ARI	[L]	18	4	13	1	6-16	367	67	5.5	92	20	4.6	275	4-7	282	43/	23/	1	4-45.3	8-50	4-2	17	2	0	2	0	0	2/2	-	1/2	28:39
3	9/27 at HOU	[W]	24	11	10	3	5-11	399	62	6.4	185	32	5.8	214	0-0	214	30/	18/	0	3-35.3	5-40	1-1	31	4	4	0	0	0	4/4	-	1/1	30:52
4	10/4 vs. TEN	[W]	27	10	15	2	6-13	442	69	6.4	137	30	4.6	305	2-18	323	37/	27/	0	3-37.0	4-30	1-1	37	4	1	3	0	0	4/4	-	3/4	34:07
5	10/11 at SEA	[L]	10	2	8	0	2-13	199	52	3.8	38	15	2.5	161	5-29	190	32/	19/	0	8-46.4	9-73	2-2	0	0	0	0	0	0/0	-	0/0	25:16	
6	10/18 vs. STL	[W]	33	14	15	4	11-16	492	84	5.9	166	38	4.4	326	3-9	335	43/	30/	2	4-36.3	3-15	1-1	23	3	3	0	0	0	2/2	0/1	1/2	42:12
8	11/1 at TEN	[L]	12	4	8	0	4-12	330	49	6.7	217	16	13.6	113	4-26	139	29/	14/	2	7-44.1	2-27	2-0	13	2	2	0	0	0	1/2	-	0/0	20:17
9	11/ 8 vs. KC	[W]	21	11	10	0	9-16	426	69	6.2	173	41	4.2	253	1-11	264	27/	18/	0	4-44.3	5-31	1-1	24	3	2	1	0	0	3/3	-	1/2	36:13
10	11/15 at NYJ	[W]	18	6	11	1	7-13	347	60	5.8	139	32	4.3	208	2-13	221	26/	16/	0	4-36.8	5-40	2-1	24	3	2	1	0	0	3/3	-	1/2	31:07
11	11/22 vs. BUF	[W]	19	7	11	1	9-15	310	66	4.7	102	34	3.0	208	2-7	215	30/	21/	1	5-44.8	6-50	3-1	18	2	1	1	0	0	1/1	1/1	1/1	36:24
12	11/29 at SF	[L]	18	4	14	0	3-12	357	61	5.9	96	19	5.1	261	6-46	307	36/	25/	0	4-43.3	6-60	2-2	3	0	0	0	0	0/0	-	1/3	29:16	
13	12/6 vs. HOU	[W]	19	7	11	1	8-16	323	68	4.8	107	36	3.0	216	4-22	238	28/	15/	0	3-49.3	4-45	2-1	23	2	0	2	0	1	2/2	-	3/3	30:07
14	12/13 vs. MIA	[L]	10	5	3	2	3-14	217	54	4.0	95	25	3.8	122	3-17	139	26/	11/	0	7-43.1	2-10	1-0	10	1	1	0	0	0	1/1	-	1/1	24:54
15	12/17 vs. IND	[L]	25	9	16	0	10-16	345	76	4.5	139	34	4.1	206	2-17	223	40/	23/	1	3-44.7	4-22	1-0	31	4	1	3	0	0	4/4	-	1/2	35:26
16	12/27 at NE	[L]	16	7	9	0	4-11	275	52	5.3	98	25	3.9	177	2-8	185	25/	19/	2	4-38.8	1-5	1-0	7	1	1	0	0	0	1/1	-	0/0	27:35
17	1/3 at CLE	[L]	18	6	12	0	9-17	328	66	5.0	131	24	5.5	197	3-5	202	39/	22/	1	4-36.3	3-20	2-0	17	2	0	2	0	0	2/2	-	1/2	27:02
<b>Totals</b>	<b>8-8</b>	<b>300</b>	<b>114</b>	<b>170</b>	<b>16</b>	<b>102-226</b>	<b>5,385</b>	<b>1,010</b>	<b>5.3</b>	<b>2,029</b>	<b>447</b>	<b>4.5</b>	<b>3,356</b>	<b>44-243</b>	<b>3,599</b>	<b>519/</b>	<b>315/</b>	<b>10</b>	<b>72-41.9</b>	<b>70-542</b>	<b>26-13</b>	<b>290</b>	<b>34</b>	<b>19</b>	<b>15</b>	<b>0</b>	<b>1</b>	<b>30/31</b>	<b>1/3</b>	<b>18/28</b>	<b>30:08</b>	

**JACKSONVILLE JAGUARS 2009 DEFENSE GAME-BY-GAME**

Wk.	Date	Opp	FIRST DOWNS				3 <sup>RD</sup> DOWN	TOT. OFFENSE			RUSHING				PASSING				PUNTS		PEN. Yards	FUM.		Tot. Tot.						T.O.P.		
			Tot	Run	Pass	Pen		Yards	Plays	Avg.	Yards	Att.	Avg.	Net	Sacks	Gross	Att./	Cmp./	Int.	Avg.		Lost	Pts.	TD	Rn	Ps	Rt	Sfty	PAT		2PT	FGs
1	9/13 at IND	[L]	21	4	15	2	8-14	365	70	5.2	71	31	2.3	294	1-7	301	38/	28/	1	2-44.0	3-17	1-1	14	2	1	1	0	0	2/2	-	0/1	33:56
2	9/20 vs. ARI	[L]	22	7	15	0	2-9	383	60	6.4	118	28	4.2	265	0-0	265	32/	27/	0	3-46.3	7-58	5-2	31	4	1	2	1	0	4/4	-	1/2	31:21
3	9/27 at HOU	[W]	23	5	17	1	4-10	397	59	6.7	111	22	5.0	286	2-14	300	35/	26/	1	4-42.8	5-60	1-1	24	3	0	3	0	0	3/3	-	1/1	29:08
4	10/4 vs. TEN	[W]	19	5	13	1	8-16	379	67	5.7	95	19	5.0	284	0-0	284	48/	29/	2	5-42.2	6-68	1-1	17	2	1	1	0	0	0/0	1/2	1/1	25:53
5	10/11 at SEA	[L]	24	8	13	3	6-14	379	71	5.3	143	40	3.6	236	1-5	241	30/	18/	0	3-44.3	1-10	2-0	41	5	0	4	1	0	5/5	-	2/2	34:44
6	10/18 vs. STL	[W]	13	1	11	1	4-12	262	53	4.9	55	18	3.1	207	1-6	213	34/	22/	1	6-41.2	6-52	0-0	20	2	0	1	1	0	2/2	-	2/2	24:48
8	11/1 at TEN	[L]	20	12	8	0	8-15	430	67	6.4	305	49	6.2	125	0-0	125	18/	15/	0	4-48.3	4-20	0-0	30	3	2	1	0	0	3/3	-	3/3	39:43
9	11/ 8 vs. KC	[W]	14	3	10	1	4-13	301	56	5.4	60	14	4.3	241	3-21	262	39/	23/	0	7-46.6	1-10	1-0	21	2	0	2	0	0	1/1	1/1	2/3	23:47
10	11/15 at NYJ	[W]	19	7	10	2	7-13	322	60	5.4	110	29	3.8	212	0-0	212	31/	16/	2	2-50.5	4-26	1-1	22	2	1	1	0	0	1/1	0/1	3/3	28:53
11	11/22 vs. BUF	[W]	14	1	12	1	3-11	343	51	6.7	53	18	2.9	290	2-7	297	31/	18/	2	4-50.5	6-43	2-1	15	1	0	1	0	0	0/0	0/1	3/3	23:36
12	11/29 at SF	[L]	15	5	9	1	8-16	284	61	4.7	52	20	2.6	232	0-0	232	41/	27/	0	5-50.2	1-5	0-0	20	2	0	2	0	0	2/2	-	2/2	30:44
13	12/6 vs. HOU	[W]	19	7	10	2	5-15	305	61	5.0	72	22	3.3	233	2-7	240	37/	22/	3	5-45.0	6-37	1-0	18	2	1	1	0	1	1/1	0/1	1/1	29:53
14	12/13 vs. MIA	[L]	22	8	14	0	8-15	354	71	5.0	146	40	3.7	208	2-12	220	29/	21/	1	5-43.8	4-27	5-2	14	2	2	0	0	0	2/2	-	0/1	35:06
15	12/17 vs. IND	[L]	18	2	16	0	8-12	369	53	7.0	61	23	2.7	308	0-0	308	30/	23/	1	3-43.0	5-40	0-0	35	5	0	4	1	0	5/5	-	0/0	24:34
16	12/27 at NE	[L]	26	12	14	0	6-10	464	62	7.5	197	36	5.5	267	0-0	267	26/	23/	0	1-42.0	2-10	1-1	35	5	1	4	0	0	5/5	-	0/0	32:25
17	1/3 at CLE	[L]	18	13	4	1	5-13	300	60	5.0	214	49	4.4	86	0-0	86	11/	7/	1	3-35.7	3-15	1-0	23	2	2	0	0	0	2/2	-	3/3	32:58
<b>Totals</b>	<b>8-8</b>	<b>307</b>	<b>100</b>	<b>191</b>	<b>16</b>	<b>94-209</b>	<b>5,637</b>	<b>982</b>	<b>5.7</b>	<b>1,863</b>	<b>458</b>	<b>4.1</b>	<b>3,774</b>	<b>14-79</b>	<b>3,853</b>	<b>510/</b>	<b>345/</b>	<b>15</b>	<b>62-44.9</b>	<b>64-498</b>	<b>22-10</b>	<b>380</b>	<b>44</b>	<b>12</b>	<b>28</b>	<b>4</b>	<b>1</b>	<b>38/38</b>	<b>2/6</b>	<b>24/28</b>	<b>29:52</b>	



### JACKSONVILLE JAGUARS 2008 OFFENSE GAME-BY-GAME

Wk.	Date	Opp	FIRST DOWNS				3 <sup>RD</sup>	TOT. OFFENSE			RUSHING				PASSING				PUNTS	PEN.	FUM.	Tot.	Tot.											
			Tot	Run	Pass	Pen	DOWN	Yards	Plays	Avg.	Yards	Att.	Avg.	Net	Sacks	Gross	Att./	Cmp./	Int.	Avg.	Yards	Lost	Pts.	TD	Rn	Ps	Rt	Sfty	PAT	2PT	FGs	T.O.P.		
1	9/7	at TEN	[L]	13	1	11	1	5-14	189	59	3.2	33	17	1.9	156	7-59	215	35/	23/	2	6-37.0	6-50	1-1	10	1	0	1	0	0	1/1	-	1/2	31:20	
2	9/14	vs. BUF	[L]	19	9	9	1	2-11	243	57	4.3	98	27	3.6	145	2-20	165	28/	17/	1	4-50.5	5-35	1-0	16	1	1	0	0	0	1/1	-	3/3	28:46	
3	9/21	at IND	[W]	25	13	11	1	8-14	403	70	5.8	236	48	4.9	167	0-0	167	22/	16/	1	1-60.0	5-44	0-0	23	2	1	0	1	0	2/2	-	3/3	41:35	
4	9/28	vs. HOU	[W]	21	7	14	0	6-12	375	58	6.5	139	25	5.6	236	1-0	236	32/	23/	0	2-46.5	2-27	0-0	30	3	2	1	0	0	3/3	-	3/3	31:15	
5	10/5	vs. PIT	[L]	14	2	9	3	3-13	213	54	3.9	38	19	2.0	175	3-25	200	32/	18/	0	5-46.6	8-89	1-0	21	3	1	1	1	0	3/3	-	0/0	26:37	
6	10/12	at DEN	[W]	26	9	15	2	5-12	416	70	5.9	155	34	4.6	261	2-15	276	34/	25/	0	4-40.0	6-45	3-2	24	3	2	1	0	0	3/3	-	1/1	33:35	
8	10/26	vs. CLE	[L]	23	6	16	1	11-20	380	74	5.1	113	29	3.9	267	3-16	283	42/	25/	0	3-46.7	6-40	1-1	17	2	0	2	0	0	2/2	-	1/2	35:05	
9	11/ 2	at CIN	[L]	18	6	12	0	5-13	282	62	4.5	68	21	3.2	214	3-15	229	38/	23/	1	6-45.0	12-86	1-0	19	2	1	0	1	0	1/1	0/1	2/2	29:41	
10	11/9	at DET	[W]	24	11	12	1	5-10	384	61	6.3	157	33	4.8	227	1-11	238	25/	18/	0	2-38.5	5-33	0-0	38	5	3	2	0	0	5/5	-	1/1	30:59	
11	11/16	vs. TEN	[L]	17	6	7	4	3-15	257	66	3.9	140	32	4.4	117	4-18	135	30/	13/	1	10-40.9	9-61	1-0	14	2	2	0	0	0	2/2	-	0/0	32:27	
12	11/23	vs. MIN	[L]	17	2	13	2	6-14	321	63	5.1	35	14	2.5	286	4-31	317	45/	27/	2	3-41.0	8-81	5-3	12	1	0	1	0	1	1/1	-	1/3	29:31	
13	12/1	at HOU	[L]	21	6	15	0	4-11	388	64	6.1	126	26	4.8	262	3-25	287	35/	25/	1	3-40.3	8-60	2-2	17	2	1	1	0	0	2/2	-	1/2	33:03	
14	12/7	at CHI	[L]	14	6	8	0	5-17	278	69	4.0	119	28	4.3	159	3-19	178	38/	19/	1	7-40.1	4-21	2-0	10	1	0	1	0	0	1/1	-	1/1	32:03	
15	12/14	vs. GB	[W]	18	8	8	2	6-12	323	54	6.0	94	19	4.9	229	2-9	238	33/	21/	0	4-49.5	6-58	1-0	20	3	1	2	0	0	2/2	0/1	0/1	27:57	
16	12/18	vs. IND	[L]	28	9	17	2	7-13	409	71	5.8	105	27	3.9	304	3-25	329	41/	28/	1	3-43.0	7-60	1-0	24	3	2	1	0	0	3/3	-	1/1	31:53	
17	12/28	at BAL	[L]	14	6	6	2	6-12	245	53	4.6	118	27	4.4	127	1-0	127	25/	14/	2	4-46.5	7-28	3-2	7	1	0	1	0	0	1/1	-	0/0	27:58	
<b>Totals</b>				<b>5-11</b>	<b>312</b>	<b>107</b>	<b>183</b>	<b>22</b>	<b>87-213</b>	<b>5,106</b>	<b>1,005</b>	<b>5.1</b>	<b>1,774</b>	<b>426</b>	<b>4.2</b>	<b>3,332</b>	<b>42-288</b>	<b>3,620</b>	<b>537/</b>	<b>335/</b>	<b>13</b>	<b>67-43.3</b>	<b>104-813</b>	<b>23-11</b>	<b>302</b>	<b>35</b>	<b>17</b>	<b>15</b>	<b>3</b>	<b>1</b>	<b>33/33</b>	<b>0/2</b>	<b>19/25</b>	<b>31:22</b>

### JACKSONVILLE JAGUARS 2008 DEFENSE GAME-BY-GAME

Wk.	Date	Opp	FIRST DOWNS				3 <sup>RD</sup>	TOT. OFFENSE			RUSHING				PASSING				PUNTS	PEN.	FUM.	Tot.	Tot.											
			Tot	Run	Pass	Pen	DOWN	Yards	Plays	Avg.	Yards	Att.	Avg.	Net	Sacks	Gross	Att./	Cmp./	Int.	Avg.	Yards	Lost	Pts.	TD	Rn	Ps	Rt	Sfty	PAT	2PT	FGs	T.O.P.		
1	9/7	at TEN	[L]	14	7	6	1	3-13	309	57	5.4	137	32	4.3	172	1-3	175	24/	14/	2	7-42.9	5-36	1-0	17	2	1	1	0	0	2/2	-	1/1	28:40	
2	9/14	vs. BUF	[L]	18	6	11	1	6-11	285	54	5.3	75	26	2.9	210	3-29	239	25/	20/	0	3-47.7	4-40	1-1	20	2	1	1	0	0	2/2	-	2/2	31:14	
3	9/21	at IND	[W]	19	9	7	3	5-9	325	49	6.6	114	19	6.0	211	1-5	216	29/	15/	2	3-45.0	6-37	0-0	21	3	2	1	0	0	3/3	-	0/0	18:25	
4	9/28	vs. HOU	[W]	23	4	18	1	9-13	386	63	6.1	79	23	3.4	307	0-0	307	40/	29/	0	2-43.5	2-15	2-0	27	3	0	3	0	0	3/3	-	2/2	32:20	
5	10/5	vs. PIT	[L]	28	6	18	4	7-15	415	70	5.9	129	26	5.0	286	3-23	309	41/	26/	1	4-49.8	10-129	0-0	26	3	0	3	0	0	2/2	0/1	2/2	33:23	
6	10/12	at DEN	[W]	19	7	10	2	6-13	323	60	5.4	131	23	5.7	192	0-0	192	37/	21/	1	4-48.0	4-52	2-2	17	2	0	2	0	0	2/2	-	1/1	26:25	
8	10/26	vs. CLE	[L]	15	6	9	0	3-12	327	52	6.3	91	24	3.8	236	1-10	246	27/	14/	0	5-41.4	1-15	1-0	23	2	1	1	0	0	2/2	-	3/3	24:55	
9	11/ 2	at CIN	[L]	20	9	8	3	6-13	312	62	5.0	159	29	5.5	153	2-9	162	31/	21/	1	7-35.4	5-39	1-1	21	3	1	2	0	0	3/3	-	0/0	30:19	
10	11/9	at DET	[W]	13	5	7	1	4-13	256	52	4.9	103	27	3.8	153	7-45	198	18/	11/	1	4-45.3	6-46	1-0	14	2	1	1	0	0	2/2	-	0/1	29:01	
11	11/16	vs. TEN	[L]	13	4	8	1	1-12	344	57	6.0	114	33	3.5	230	1-0	230	23/	13/	1	8-43.0	10-63	0-0	24	3	0	3	0	0	3/3	-	1/1	27:33	
12	11/23	vs. MIN	[L]	15	9	5	1	4-13	226	57	4.0	122	34	3.6	104	3-16	120	20/	12/	1	3-46.3	5-49	0-0	30	3	2	0	1	0	3/3	-	3/3	30:29	
13	12/1	at HOU	[L]	18	8	8	2	1-8	326	51	6.4	126	26	4.8	200	0-0	200	25/	14/	1	3-36.0	5-30	1-0	30	3	2	1	0	0	3/3	-	3/3	26:57	
14	12/7	at CHI	[L]	16	5	10	1	5-15	296	61	4.9	86	26	3.3	210	1-9	219	34/	20/	1	6-44.5	1-5	3-0	23	2	0	2	0	0	2/2	-	3/3	27:57	
15	12/14	vs. GB	[W]	18	4	13	1	10-16	338	63	5.4	84	28	3.0	254	3-24	278	32/	20/	1	2-43.5	3-30	1-0	16	1	0	1	0	0	1/1	-	3/3	32:03	
16	12/18	vs. IND	[L]	20	1	17	2	6-10	396	52	7.6	32	18	1.8	364	0-0	364	34/	29/	0	2-41.0	6-50	0-0	31	4	0	3	1	0	4/4	-	1/2	28:07	
17	12/28	at BAL	[L]	20	8	11	1	5-14	431	62	7.0	127	34	3.7	304	3-18	322	25/	18/	0	4-38.3	7-55	1-0	27	3	3	0	0	0	3/3	-	2/3	32:02	
<b>Totals</b>				<b>5-11</b>	<b>289</b>	<b>98</b>	<b>166</b>	<b>25</b>	<b>82-200</b>	<b>5,295</b>	<b>922</b>	<b>5.7</b>	<b>1,709</b>	<b>428</b>	<b>4.0</b>	<b>3,586</b>	<b>29-191</b>	<b>3,777</b>	<b>465/</b>	<b>297/</b>	<b>13</b>	<b>67-43.0</b>	<b>80-691</b>	<b>15-4</b>	<b>367</b>	<b>41</b>	<b>14</b>	<b>25</b>	<b>2</b>	<b>0</b>	<b>40/40</b>	<b>0/1</b>	<b>27/30</b>	<b>28:38</b>

**JACKSONVILLE JAGUARS 2007 OFFENSE GAME-BY-GAME**

Wk.	Date	Opp	FIRST DOWNS				3 <sup>RD</sup> DOWN	TOT. OFFENSE			RUSHING				PASSING				PUNTS		PEN. Yards	FUM. Lost	Tot.			PAT	2PT	FGs	T.O.P.				
			Tot	Run	Pass	Pen		Yards	Plays	Avg.	Yards	Att.	Avg.	Net	Sacks	Gross	Att./	Cmp./	Int.	Avg.			TD	Rn	Ps					Rt	Sfty		
1	9/9 vs. TEN	[L]	13	5	6	2	5-12	272	50	5.4	75	17	4.4	197	3-7	204	30/	17/	0	5-42.2	4-45	1-1	10	1	0	1	0	0	1/1	-	1/1	23:05	
2	9/16 vs. ATL	[W]	17	5	12	0	5-14	364	63	5.8	113	34	3.3	251	4-21	272	25/	17/	0	4-33.5	11-91	1-0	13	1	0	1	0	0	1/1	-	2/2	34:15	
3	9/23 at DEN	[W]	21	11	9	1	8-16	326	70	4.7	186	47	4.0	140	3-14	154	20/	14/	0	2-40.0	3-14	2-2	23	2	1	1	0	0	2/2	-	3/3	38:42	
5	10/7 at KC	[W]	20	7	12	1	8-15	357	66	5.4	156	35	4.5	201	4-17	218	27/	20/	0	4-45.0	5-30	0-0	17	2	1	1	0	0	2/2	-	1/2	36:43	
6	10/14 vs. HOU	[W]	25	9	13	3	5-10	457	61	7.5	244	26	9.4	213	1-8	221	34/	22/	0	0-0.0	3-28	3-3	37	5	2	2	1	0	4/5	-	1/2	29:20	
7	10/22 vs. IND	[L]	18	9	8	1	5-13	226	66	3.4	117	27	4.3	109	3-19	128	36/	17/	2	1-47.0	2-20	2-1	7	1	1	0	0	0	1/1	-	0/0	25:53	
8	10/28 at TB	[W]	12	6	6	0	4-16	219	62	3.5	133	44	3.0	86	2-14	100	16/	7/	0	8-45.5	5-45	1-0	24	3	1	1	1	0	3/3	-	1/1	32:05	
9	11/ 4 at NO	[L]	18	4	13	1	6-13	432	58	7.4	88	23	3.8	344	2-10	354	33/	20/	3	5-38.6	4-38	0-0	24	3	0	2	1	0	3/3	-	1/1	26:06	
10	11/11 at TEN	[W]	19	10	7	2	6-16	262	68	3.9	166	44	3.8	96	1-5	101	23/	13/	0	5-43.0	4-35	1-1	28	4	3	1	0	0	4/4	-	0/0	34:23	
11	11/18 vs. SD	[W]	18	8	9	1	5-14	311	61	5.1	122	37	3.3	189	0-0	189	24/	15/	0	5-40.6	5-42	0-0	24	3	1	2	0	0	3/3	-	1/1	32:57	
12	11/25 vs. BUF	[W]	21	6	14	1	9-16	416	64	6.5	124	26	4.8	292	1-4	296	37/	23/	0	1-51.0	1-5	1-1	36	3	2	1	0	0	3/3	-	5/5	29:15	
13	12/2 at IND	[L]	27	12	14	1	6-10	411	63	6.5	168	31	5.4	243	3-14	257	29/	24/	1	0-0.0	8-64	1-1	25	3	1	2	0	0	2/2	1/1	1/2	35:45	
14	12/9 vs. CAR	[W]	24	8	14	2	9-17	427	75	5.7	178	38	4.7	249	0-0	249	37/	21/	0	1-26.0	6-40	2-1	37	4	1	2	1	0	4/4	-	3/3	38:58	
15	12/16 at PIT	[W]	25	13	11	1	5-14	421	75	5.6	224	42	5.3	197	0-0	197	33/	17/	1	5-29.0	1-10	0-0	29	4	1	3	0	0	2/3	0/1	1/1	37:39	
16	12/23 vs. OAK	[W]	26	9	13	4	7-11	437	56	7.8	201	28	7.2	236	2-17	253	26/	16/	1	4-50.3	6-42	2-1	49	7	3	4	0	0	7/7	-	0/0	27:12	
17	12/30 at HOU	[L]	24	5	19	0	7-12	381	64	6.0	96	23	4.2	285	2-17	302	39/	25/	0	4-49.8	8-45	1-1	28	4	0	4	0	0	4/4	-	0/0	31:47	
<b>Totals</b>			<b>11-5</b>	<b>328</b>	<b>127</b>	<b>180</b>	<b>21</b>	<b>100-219</b>	<b>5,719</b>	<b>1,022</b>	<b>5.6</b>	<b>2,391</b>	<b>522</b>	<b>4.6</b>	<b>3,328</b>	<b>31-167</b>	<b>3,495</b>	<b>469/</b>	<b>288/</b>	<b>8</b>	<b>54-41.6</b>	<b>76-594</b>	<b>18-13</b>	<b>411</b>	<b>50</b>	<b>18</b>	<b>28</b>	<b>4</b>	<b>0</b>	<b>46/48</b>	<b>1/2</b>	<b>21/24</b>	<b>32:08</b>
<b>WC 1/5 at PIT</b>			<b>[W]</b>	<b>14</b>	<b>8</b>	<b>5</b>	<b>1</b>	<b>4-11</b>	<b>239</b>	<b>54</b>	<b>4.4</b>	<b>135</b>	<b>29</b>	<b>4.7</b>	<b>104</b>	<b>4-36</b>	<b>140</b>	<b>21/</b>	<b>9/</b>	<b>2</b>	<b>4-50.0</b>	<b>6-40</b>	<b>0-0</b>	<b>31</b>	<b>4</b>	<b>2</b>	<b>1</b>	<b>1</b>	<b>0</b>	<b>4/4</b>	<b>-</b>	<b>1/2</b>	<b>27:01</b>
<b>DIV 1/12 at NE</b>			<b>[L]</b>	<b>22</b>	<b>4</b>	<b>15</b>	<b>3</b>	<b>4-10</b>	<b>350</b>	<b>56</b>	<b>6.3</b>	<b>80</b>	<b>22</b>	<b>3.6</b>	<b>270</b>	<b>1-8</b>	<b>278</b>	<b>33/</b>	<b>22/</b>	<b>1</b>	<b>1-50.0</b>	<b>5-42</b>	<b>2-1</b>	<b>20</b>	<b>2</b>	<b>0</b>	<b>2</b>	<b>0</b>	<b>0</b>	<b>2/2</b>	<b>-</b>	<b>2/2</b>	<b>27:18</b>

**JACKSONVILLE JAGUARS 2007 DEFENSE GAME-BY-GAME**

Wk.	Date	Opp	FIRST DOWNS				3 <sup>RD</sup> DOWN	TOT. OFFENSE			RUSHING				PASSING				PUNTS		PEN. Yards	FUM. Lost	Tot.			PAT	2PT	FGs	T.O.P.				
			Tot	Run	Pass	Pen		Yards	Plays	Avg.	Yards	Att.	Avg.	Net	Sacks	Gross	Att./	Cmp./	Int.	Avg.			TD	Rn	Ps					Rt	Sfty		
1	9/9 vs. TEN	[L]	22	15	5	2	6-12	350	69	5.1	282	49	5.8	68	2-10	78	18/	11/	1	3-30.0	4-29	3-1	13	1	1	0	0	0	1/1	-	2/2	36:55	
2	9/16 vs. ATL	[W]	13	3	9	1	7-14	248	52	4.8	82	25	3.3	166	7-34	200	20/	12/	0	5-39.2	5-44	0-0	7	1	1	0	0	0	1/1	-	0/2	25:45	
3	9/23 at DEN	[W]	11	2	9	0	4-8	265	42	6.3	47	18	2.6	218	1-4	222	23/	16/	1	2-63.0	6-36	2-2	14	2	1	1	0	0	2/2	-	0/0	21:18	
5	10/7 at KC	[W]	14	0	14	0	4-14	271	56	4.8	10	10	1.0	261	3-18	279	43/	25/	1	7-46.0	3-25	1-0	7	1	0	1	0	0	1/1	-	0/1	23:17	
6	10/14 vs. HOU	[W]	23	5	18	0	2-10	390	69	5.7	61	24	2.5	329	2-12	341	43/	30/	1	2-44.5	8-58	2-2	17	1	0	1	0	0	0/0	1/1	3/3	30:40	
7	10/22 vs. IND	[L]	24	12	10	2	7-14	384	72	5.3	141	33	4.3	243	2-16	259	37/	23/	1	3-40.3	4-27	1-0	29	3	2	1	0	1	3/3	-	2/2	34:07	
8	10/28 at TB	[W]	18	5	12	1	4-14	385	64	6.0	136	21	6.5	249	2-18	267	41/	19/	3	6-44.5	7-74	0-0	23	2	1	1	0	0	2/2	-	3/3	27:55	
9	11/ 4 at NO	[L]	32	6	25	1	4-10	538	75	7.2	103	25	4.1	435	1-10	445	49/	35/	0	3-44.3	2-20	2-1	41	5	1	3	1	0	5/5	-	2/4	33:54	
10	11/11 at TEN	[W]	17	2	14	1	4-15	292	64	4.6	62	19	3.3	230	4-27	257	41/	24/	2	5-44.0	9-56	2-1	13	1	0	1	0	0	1/1	-	2/2	25:37	
11	11/18 vs. SD	[W]	18	6	11	1	4-12	388	60	6.5	79	20	4.0	309	0-0	309	40/	22/	2	4-44.8	4-31	0-0	17	2	1	1	0	0	2/2	-	1/1	27:03	
12	11/25 vs. BUF	[W]	20	5	14	1	9-16	297	65	4.6	94	24	3.9	203	1-8	211	40/	27/	2	4-37.8	5-29	1-1	14	2	1	1	0	0	2/2	-	0/0	30:45	
13	12/2 at IND	[L]	19	4	14	1	10-13	342	55	6.2	63	25	2.5	279	1-9	288	29/	20/	1	2-38.0	2-15	0-0	28	4	0	4	0	0	4/4	-	0/0	24:15	
14	12/9 vs. CAR	[W]	10	3	6	1	2-12	149	54	2.8	50	15	3.3	99	1-6	105	38/	16/	1	5-48.4	5-50	1-1	6	0	0	0	0	0	0/0	-	2/2	21:02	
15	12/16 at PIT	[W]	13	7	6	0	5-13	217	55	3.9	111	17	6.5	106	5-40	146	33/	16/	0	7-40.9	4-34	2-0	22	3	0	3	0	0	2/2	1/1	0/0	22:21	
16	12/23 vs. OAK	[W]	13	7	6	0	3-15	215	65	3.3	110	30	3.7	105	4-24	129	31/	13/	3	6-49.5	11-88	3-1	11	1	0	1	0	0	0/0	1/1	1/1	32:48	
17	12/30 at HOU	[L]	19	10	8	1	5-9	290	53	5.5	170	34	5.0	120	1-8	128	18/	11/	1	2-36.5	3-20	0-0	42	6	3	1	2	0	6/6	-	0/0	28:13	
<b>Totals</b>			<b>11-5</b>	<b>286</b>	<b>92</b>	<b>181</b>	<b>13</b>	<b>80-201</b>	<b>5,021</b>	<b>970</b>	<b>5.2</b>	<b>1,605</b>	<b>390</b>	<b>4.1</b>	<b>3,416</b>	<b>37-244</b>	<b>3,660</b>	<b>543/</b>	<b>319/</b>	<b>20</b>	<b>66-43.5</b>	<b>82-636</b>	<b>20-10</b>	<b>304</b>	<b>35</b>	<b>12</b>	<b>20</b>	<b>3</b>	<b>1</b>	<b>32/32</b>	<b>3/3</b>	<b>18/23</b>	<b>27:52</b>
<b>WC 1/5 at PIT</b>			<b>[W]</b>	<b>24</b>	<b>5</b>	<b>17</b>	<b>2</b>	<b>7-14</b>	<b>340</b>	<b>74</b>	<b>4.6</b>	<b>43</b>	<b>26</b>	<b>1.7</b>	<b>297</b>	<b>6-40</b>	<b>337</b>	<b>42/</b>	<b>29/</b>	<b>3</b>	<b>4-44.3</b>	<b>5-50</b>	<b>1-1</b>	<b>29</b>	<b>4</b>	<b>2</b>	<b>2</b>	<b>0</b>	<b>0</b>	<b>2/2</b>	<b>0/2</b>	<b>1/1</b>	<b>32:59</b>
<b>DIV 1/12 at NE</b>			<b>[L]</b>	<b>24</b>	<b>11</b>	<b>12</b>	<b>1</b>	<b>6-10</b>	<b>403</b>	<b>58</b>	<b>6.9</b>	<b>145</b>	<b>29</b>	<b>5.0</b>	<b>258</b>	<b>1-4</b>	<b>262</b>	<b>28/</b>	<b>26/</b>	<b>0</b>	<b>1-30.0</b>	<b>6-74</b>	<b>0-0</b>	<b>31</b>	<b>4</b>	<b>1</b>	<b>3</b>	<b>0</b>	<b>0</b>	<b>4/4</b>	<b>-</b>	<b>1/2</b>	<b>32:42</b>

### JACKSONVILLE JAGUARS 2006 OFFENSE GAME-BY-GAME

Wk.	Date	Opp	FIRST DOWNS				3 <sup>RD</sup>	TOT. OFFENSE			RUSHING				PASSING				PUNTS	PEN.	FUM.	Tot.		Tot.		PAT	2PT	FGs	T.O.P.				
			Tot	Run	Pass	Pen	DOWN	Yards	Plays	Avg.	Yards	Att.	Avg.	Net	Sacks	Gross	Att./	Cmp./	Int.	Avg.	Yards	Lost	Pts.	TD	Rn					Ps	Rt	Sfty	
1	9/10 vs. DAL	[W]	22	6	14	2	5-13	307	67	4.6	78	32	2.4	229	1-8	237	34/	23/	1	6-44.0	2-41	1-0	24	3	2	1	0	0	3/3	-	1/2	34:12	
2	9/18 vs. PIT	[W]	17	3	13	1	6-18	362	70	5.2	110	30	3.7	252	1-8	260	39/	26/	1	6-41.8	10-86	1-0	9	0	0	0	0	0	0/0	-	3/3	37:25	
3	9/24 at IND	[L]	20	12	7	1	9-16	297	69	4.3	191	40	4.8	106	1-1	107	28/	16/	2	4-46.5	4-38	0-0	14	2	1	1	0	0	2/2	-	0/2	39:24	
4	10/1 at WAS	[L]	12	2	10	0	2-13	307	54	5.7	32	16	2.2	275	4-15	290	34/	20/	1	5-49.2	4-35	1-1	30	3	0	3	0	0	3/3	-	3/3	25:17	
5	10/8 vs. NYJ	[W]	19	8	9	2	6-13	312	60	5.2	181	39	4.6	131	1-9	140	20/	9/	0	4-38.5	9-62	0-0	41	5	3	2	0	0	5/5	-	2/2	32:02	
7	10/22 at HOU	[L]	14	7	5	2	3-12	220	54	4.1	102	25	4.1	118	1-7	125	28/	14/	0	7-42.1	7-35	2-2	7	1	1	0	0	0	1/1	-	0/0	26:30	
8	10/29 at PHI	[W]	16	13	3	0	4-14	285	64	4.5	209	46	4.5	76	1-11	87	17/	10/	0	5-39.8	5-44	2-1	13	1	1	0	0	0	1/1	-	2/2	36:51	
9	11/5 vs. TEN	[W]	17	8	8	1	5-13	342	54	6.3	173	30	5.8	169	2-8	177	22/	12/	0	5-41.0	4-20	0-0	37	4	0	3	1	0	4/4	-	3/3	30:11	
10	11/12 vs. HOU	[L]	16	6	9	1	5-10	322	55	5.9	118	19	6.2	204	2-10	214	34/	15/	4	4-36.5	9-65	1-0	10	1	1	0	0	0	1/1	-	1/1	22:27	
11	11/20 vs. NYG	[W]	21	8	13	0	9-18	414	75	5.5	165	43	3.8	249	0-0	249	32/	19/	0	4-36.8	9-65	2-1	26	2	2	0	0	0	2/2	-	4/4	40:19	
12	11/26 at BUF	[L]	19	11	7	1	1-11	323	60	5.4	207	35	5.9	116	3-16	132	22/	16/	0	6-38.7	10-108	2-1	24	3	1	2	0	0	3/3	-	1/2	32:10	
13	12/3 at MIA	[W]	18	8	10	0	7-12	353	57	6.2	150	31	4.8	203	4-26	229	22/	16/	0	3-38.3	7-60	1-1	24	3	1	2	0	0	3/3	-	1/1	36:56	
14	12/10 vs. IND	[W]	23	16	4	3	2-9	447	57	7.8	375	42	8.9	72	1-7	79	14/	8/	1	1-20.0	3-31	0-0	44	5	4	0	1	0	5/5	-	3/4	31:37	
15	12/17 at TEN	[L]	23	9	13	1	10-19	396	82	4.8	193	41	4.7	203	4-30	233	37/	22/	3	2-37.5	2-25	1-1	17	2	1	1	0	0	2/2	-	1/1	44:22	
16	12/24 vs. NE	[L]	12	3	8	1	5-12	339	46	7.4	144	22	6.5	195	1-0	195	23/	17/	0	5-38.8	7-60	2-1	21	3	2	1	0	0	3/3	-	0/1	22:47	
17	12/31 at KC	[L]	24	7	14	3	6-14	397	65	6.1	113	22	5.1	284	3-22	306	40/	23/	1	6-31.8	5-35	0-0	30	4	3	1	0	0	3/3	0-1	1/1	29:22	
<b>Totals</b>			<b>8-8</b>	<b>293</b>	<b>127</b>	<b>147</b>	<b>19</b>	<b>85-217</b>	<b>5,423</b>	<b>989</b>	<b>5.5</b>	<b>2,541</b>	<b>513</b>	<b>5.0</b>	<b>2,882</b>	<b>30-178</b>	<b>3,060</b>	<b>446/</b>	<b>266/</b>	<b>14</b>	<b>73-40.0</b>	<b>97-806</b>	<b>16-9</b>	<b>371</b>	<b>42</b>	<b>23</b>	<b>17</b>	<b>2</b>	<b>0</b>	<b>41/41</b>	<b>0-1</b>	<b>26/32</b>	<b>32:11</b>

### JACKSONVILLE JAGUARS 2006 DEFENSE GAME-BY-GAME

Wk.	Date	Opp	FIRST DOWNS				3 <sup>RD</sup>	TOT. OFFENSE			RUSHING				PASSING				PUNTS	PEN.	FUM.	Tot.		Tot.		PAT	2PT	FGs	T.O.P.				
			Tot	Run	Pass	Pen	DOWN	Yards	Plays	Avg.	Yards	Att.	Avg.	Net	Sacks	Gross	Att./	Cmp./	Int.	Avg.	Yards	Lost	Pts.	TD	Rn					Ps	Rt	Sfty	
1	9/10 vs. DAL	[W]	14	4	9	1	6/15	323	57	5.7	88	22	4.0	235	2-11	246	33/	16/	3	5-53.2	9-93	0-0	17	2	1	1	0	0	2/2	-	1/2	25:48	
2	9/18 vs. PIT	[W]	9	0	7	2	3/13	153	48	3.2	26	14	1.9	127	2-14	141	32/	17/	2	8-44.8	3-25	1-0	0	0	0	0	0	0	0/0	-	0/0	22:35	
3	9/24 at IND	[L]	14	4	10	0	6/13	272	53	5.1	63	20	3.2	209	2-10	219	31/	14/	0	7-43.3	4-35	0-0	21	3	1	1	1	0	3/3	-	0/0	20:36	
4	10/1 at WAS	[L]	22	11	11	0	7/14	481	70	6.9	152	40	3.8	329	0-0	329	30/	18/	1	5-30.8	4-40	1-1	36	4	1	3	0	0	3/3	-	3/3	36:32	
5	10/8 vs. NYJ	[W]	11	6	3	2	3/14	177	58	3.1	132	34	3.9	45	6-26	71	18/	10/	3	6-40.8	6-59	1-1	0	0	0	0	0	0	0/0	-	0/0	27:58	
7	10/22 at HOU	[L]	21	10	10	1	5/14	349	69	5.1	131	34	3.9	218	1-6	224	34/	25/	0	5-43.4	3-17	0-0	27	3	1	2	0	0	3/3	-	2/3	33:30	
8	10/29 at PHI	[W]	14	4	9	1	4/14	227	58	3.9	85	20	4.3	142	4-19	161	34/	18/	0	7-44.0	8-50	0-0	6	0	0	0	0	0	0/0	-	2/2	23:09	
9	11/5 vs. TEN	[W]	14	5	8	1	5/18	262	69	3.8	108	32	3.4	154	1-9	163	36/	15/	3	7-46.7	4-20	1-0	7	1	0	1	0	0	1/1	-	0/0	29:49	
10	11/12 vs. HOU	[L]	21	9	9	3	8/19	306	80	3.8	148	42	3.5	158	3-18	176	35/	17/	0	5-34.2	6-51	1-0	13	1	1	0	0	0	1/1	-	2/4	37:33	
11	11/20 vs. NYG	[W]	13	3	8	2	4/13	247	56	4.4	25	14	1.8	222	1-8	230	41/	19/	2	6-40.2	5-35	1-1	10	1	0	1	0	0	1/1	-	1/1	19:41	
12	11/26 at BUF	[L]	13	3	8	2	3/10	241	51	4.7	72	23	3.1	169	0-0	169	28/	21/	1	6-44.2	4-55	3-0	27	3	2	0	1	0	3/3	-	2/2	27:50	
13	12/3 at MIA	[W]	20	7	12	1	7/14	309	65	4.8	68	19	3.6	241	4-26	267	42/	27/	2	3-41.0	1-10	0-0	10	1	0	1	0	0	1/1	-	1/2	29:04	
14	12/10 vs. IND	[W]	23	6	15	2	7/16	339	72	4.7	34	20	1.7	305	2-8	313	50/	25/	1	6-32.3	7-71	0-0	17	2	2	0	0	0	2/2	-	1/1	28:23	
15	12/17 at TEN	[L]	5	2	3	0	0/8	98	34	2.9	41	16	2.6	57	3-28	85	15/	8/	0	5-43.8	4-40	1-0	24	3	0	0	3	0	3/3	-	1/2	15:38	
16	12/24 vs. NE	[L]	22	10	10	2	8/16	359	70	5.1	117	30	3.9	242	1-7	249	39/	28/	0	5-35.0	7-51	0-0	24	3	2	1	0	0	3/3	-	1/2	37:13	
17	12/31 at KC	[L]	23	10	11	2	7/16	395	68	5.8	170	40	4.3	225	3-10	235	25/	16/	2	4-39.5	5-32	2-1	35	5	3	1	1	0	5/5	-	0/0	30:38	
<b>Totals</b>			<b>8-8</b>	<b>259</b>	<b>94</b>	<b>143</b>	<b>22</b>	<b>83-227</b>	<b>4,538</b>	<b>978</b>	<b>4.6</b>	<b>1,460</b>	<b>420</b>	<b>3.5</b>	<b>3,078</b>	<b>35-200</b>	<b>3,278</b>	<b>523/</b>	<b>294/</b>	<b>20</b>	<b>90-41.4</b>	<b>80-684</b>	<b>12-4</b>	<b>274</b>	<b>32</b>	<b>14</b>	<b>12</b>	<b>6</b>	<b>0</b>	<b>31/31</b>	<b>-</b>	<b>17/24</b>	<b>27:49</b>

**JACKSONVILLE JAGUARS 2005 OFFENSE GAME-BY-GAME**

Wk.	Date	Opp	FIRST DOWNS				3 <sup>RD</sup>	TOT. OFFENSE			RUSHING				PASSING				PUNTS		PEN.	FUM.		Tot.		Tot.		2PT	FGs	T.O.P.			
			Tot	Run	Pass	Pen	DOWN	Yards	Plays	Avg.	Yards	Att.	Avg.	Net	Sacks	Gross	Att./	Cmp./	Int.	Avg.	Yards	Lost	Pts.	TD	Rn	Ps	Rt				Sfty	PAT	
1	9/11 vs. SEA	[W]	18	4	13	1	4-13	362	66	5.5	119	31	3.8	243	3-15	258	32/	18/	0	4-44.0	6-31	1-0	26	2	0	2	0	0	2/2	-	4/5	34:11	
2	9/18 at IND	[L]	12	4	7	1	6-15	303	59	5.1	128	24	5.3	175	6-23	198	29/	16/	0	7-45.6	7-60	6-0	3	0	0	0	0	0	0/0	-	1/2	31:20	
3	9/25 at NYJ	[W]	16	8	7	1	10-20	308	73	4.2	139	47	3.0	169	2-8	177	24/	16/	1	6-50.0	9-85	3-2	26	3	1	2	0	0	2/2	-	2/2	40:31	
4	10/2 vs. DEN	[L]	13	1	10	2	3-9	241	47	5.1	12	11	1.1	229	2-11	240	34/	20/	2	6-41.8	15-119	3-2	7	1	0	1	0	0	1/1	-	0/0	21:55	
5	10/9 vs. CIN	[W]	19	8	7	4	2-11	342	61	5.6	181	37	4.9	161	0-0	161	24/	10/	0	5-39.8	10-98	1-1	23	2	0	2	0	0	2/2	-	3/3	29:25	
6	10/16 at PIT	[W]	17	6	9	2	7-19	246	73	3.4	93	35	2.7	153	3-24	177	35/	19/	1	9-46.9	10-106	1-0	23	3	1	1	1	0	2/2	-	1/1	36:09	
8	10/30 at STL	[L]	16	6	10	0	6-14	427	61	7.0	221	28	7.9	206	2-7	213	31/	18/	1	3-25.7	4-25	1-1	21	3	1	2	0	0	3/3	-	0/2	31:22	
9	11/6 vs. HOU	[W]	18	4	12	2	6-12	312	54	5.8	98	27	3.6	214	2-4	218	25/	19/	0	6-37.8	6-45	1-0	21	3	2	1	0	0	3/3	-	0/0	29:04	
10	11/13 vs. BAL	[W]	20	8	10	2	5-14	338	66	5.1	133	35	3.8	205	1-6	211	30/	16/	0	5-40.6	5-42	0-0	30	3	1	1	1	0	3/3	-	3/3	34:29	
11	11/20 at TEN	[W]	22	5	15	2	10-17	295	70	4.2	49	30	1.6	246	2-12	258	38/	22/	0	6-50.2	3-15	1-1	31	4	1	3	0	0	4/4	-	1/1	31:54	
12	11/27 at AZ	[W]	19	8	9	2	8-15	295	61	4.8	162	33	4.9	133	0-0	133	28/	14/	0	4-39.0	11-81	0-0	24	3	2	0	1	0	3/3	-	1/2	31:41	
13	12/4 at CLE	[W]	17	7	8	2	5-13	237	59	4.0	122	38	3.8	115	1-1	116	20/	11/	1	4-41.3	5-50	0-0	20	2	0	2	0	0	2/2	-	2/2	29:43	
14	12/11 vs. IND	[L]	18	5	12	1	3-11	324	58	5.6	74	23	3.2	250	0-0	250	35/	26/	0	5-38.6	7-65	4-3	18	2	1	1	0	0	1/1	1/1	1/1	26:02	
15	12/18 vs. SF	[W]	21	6	13	2	6-17	336	77	4.4	134	35	3.8	202	2-14	216	40/	21/	0	8-39.3	10-84	0-0	10	1	1	0	0	0	1/1	-	1/2	35:40	
16	12/24 at HOU	[W]	30	11	14	5	5-11	448	67	6.7	172	33	5.2	276	3-16	292	31/	18/	0	2-49.0	6-50	2-0	38	5	4	1	0	0	5/5	-	1/2	32:18	
17	1/1 vs. TEN	[W]	25	6	14	5	7-14	335	69	4.9	122	35	3.5	213	3-21	234	31/	19/	0	3-38.7	7-50	2-1	40	5	3	2	0	0	4/5	-	2/2	34:11	
<b>Totals</b>			<b>12-4</b>	<b>301</b>	<b>97</b>	<b>170</b>	<b>34</b>	<b>93-225</b>	<b>5,149</b>	<b>1,021</b>	<b>5.0</b>	<b>1,959</b>	<b>502</b>	<b>3.9</b>	<b>3,190</b>	<b>32-162</b>	<b>3,352</b>	<b>487/</b>	<b>283/</b>	<b>6</b>	<b>83-42.4</b>	<b>121-1006</b>	<b>27-11</b>	<b>361</b>	<b>42</b>	<b>18</b>	<b>21</b>	<b>3</b>	<b>0</b>	<b>38/39</b>	<b>1/1</b>	<b>23/30</b>	<b>31:33</b>
<b>WC 1/7/05 at NE</b>			<b>[L]</b>	<b>15</b>	<b>1</b>	<b>14</b>	<b>0</b>	<b>1-12</b>	<b>292</b>	<b>62</b>	<b>4.7</b>	<b>87</b>	<b>17</b>	<b>5.1</b>	<b>205</b>	<b>6-42</b>	<b>247</b>	<b>39/</b>	<b>21/</b>	<b>1</b>	<b>5-41.8</b>	<b>8-40</b>	<b>2-1</b>	<b>3</b>	<b>0</b>	<b>0</b>	<b>0</b>	<b>0</b>	<b>0</b>	<b>0/0</b>	<b>-</b>	<b>1/2</b>	<b>29:34</b>

**JACKSONVILLE JAGUARS 2005 DEFENSE GAME-BY-GAME**

Wk.	Date	Opp	FIRST DOWNS				3 <sup>RD</sup>	TOT. OFFENSE			RUSHING				PASSING				PUNTS		PEN.	FUM.		Tot.		Tot.		2PT	FGs	T.O.P.			
			Tot	Run	Pass	Pen	DOWN	Yards	Plays	Avg.	Yards	Att.	Avg.	Net	Sacks	Gross	Att./	Cmp./	Int.	Avg.	Yards	Lost	Pts.	TD	Rn	Ps	Rt				Sfty	PAT	
1	9/11 vs. SEA	[W]	20	5	13	2	3-9	322	58	5.6	97	19	5.1	225	3-21	246	37/	21/	1	5-46.0	5-29	3-3	14	2	0	2	0	0	2/2	-	0/0	25:49	
2	9/18 at IND	[L]	18	10	7	1	7-16	268	66	4.1	146	38	3.8	122	0-0	122	28/	13/	2	7-46.1	6-45	0-0	10	1	1	0	0	0	1/1	-	1/1	28:40	
3	9/25 at NYJ	[W]	12	4	5	3	3-12	168	51	3.3	89	25	3.6	79	4-16	95	22/	11/	2	7-48.6	6-44	3-1	20	2	1	0	1	0	2/2	-	2/2	25:34	
4	10/2 vs. DEN	[L]	24	9	12	3	5-15	306	73	4.2	188	44	4.3	118	3-18	136	26/	19/	0	4-48.5	5-30	0-0	20	2	0	2	0	0	2/2	-	2/4	38:05	
5	10/9 vs. CIN	[W]	20	6	12	2	4-13	364	61	6.0	132	26	5.1	232	2-7	239	33/	22/	0	6-36.0	12-94	2-1	20	2	0	2	0	0	2/2	-	2/2	30:35	
6	10/16 at PIT	[W]	16	3	7	6	1-12	218	60	3.6	73	30	2.4	145	2-9	154	28/	11/	3	6-31.7	7-80	2-1	17	2	0	1	1	0	2/2	-	1/2	27:27	
8	10/30 at STL	[L]	15	7	7	1	4-12	386	56	6.9	200	33	6.1	186	2-14	200	21/	13/	3	5-40.8	9-59	0-0	24	3	0	2	1	0	3/3	-	1/1	28:38	
9	11/6 vs. HOU	[W]	17	7	10	0	4-12	279	59	4.7	88	23	3.8	191	6-28	219	30/	22/	0	5-44.0	4-30	5-1	14	2	1	1	0	0	2/2	-	0/0	30:56	
10	11/13 vs. BAL	[W]	8	2	5	1	4-14	163	54	3.0	53	17	3.1	110	4-32	142	33/	19/	3	7-44.6	9-86	0-0	3	0	0	0	0	0	0/0	-	1/1	25:31	
11	11/20 at TEN	[W]	16	4	11	1	5-13	254	54	4.7	63	21	3.0	191	3-17	208	30/	20/	1	8-46.6	11-73	0-0	28	4	1	2	1	0	4/4	-	0/0	28:06	
12	11/27 at AZ	[W]	23	2	16	5	3-11	368	65	5.7	67	16	4.2	301	3-14	315	46/	29/	1	4-40.0	11-105	1-1	17	2	0	2	0	0	2/2	-	1/2	28:19	
13	12/4 at CLE	[W]	15	4	9	2	4-12	303	57	5.3	98	32	3.1	205	5-21	226	20/	13/	0	6-37.2	7-97	1-0	14	2	0	2	0	0	2/2	-	0/1	30:17	
14	12/11 vs. IND	[L]	25	3	19	3	6-14	399	74	5.4	99	34	2.9	300	3-24	324	37/	24/	0	3-46.3	5-47	0-0	26	2	0	2	0	0	2/2	-	4/4	33:58	
15	12/18 vs. SF	[W]	11	4	3	4	1-13	217	51	4.3	110	25	4.4	107	2-16	123	24/	8/	1	8-41.9	8-56	1-0	9	0	0	0	0	0	0/0	-	3/3	24:20	
16	12/24 at HOU	[W]	18	4	13	1	7-13	370	62	6.0	107	29	3.7	263	4-32	295	29/	19/	1	2-32.0	7-40	1-0	20	2	0	2	0	0	2/2	-	2/4	27:42	
17	1/1 vs. TEN	[W]	15	5	9	1	6-14	270	62	4.4	99	22	4.5	171	1-8	179	39/	21/	1	5-48.0	18-140	2-1	13	2	0	2	0	0	1/2	-	0/0	25:49	
<b>Totals</b>			<b>12-4</b>	<b>273</b>	<b>79</b>	<b>158</b>	<b>36</b>	<b>67-205</b>	<b>4,655</b>	<b>963</b>	<b>4.8</b>	<b>1,709</b>	<b>434</b>	<b>3.9</b>	<b>2,946</b>	<b>47-277</b>	<b>3,223</b>	<b>482/</b>	<b>285/</b>	<b>19</b>	<b>88-42.8</b>	<b>130-1055</b>	<b>21-9</b>	<b>269</b>	<b>30</b>	<b>4</b>	<b>22</b>	<b>4</b>	<b>0</b>	<b>29/30</b>	<b>-</b>	<b>20/27</b>	<b>28:27</b>
<b>WC 1/7/05 at NE</b>			<b>[L]</b>	<b>17</b>	<b>6</b>	<b>10</b>	<b>1</b>	<b>7-14</b>	<b>307</b>	<b>59</b>	<b>5.2</b>	<b>118</b>	<b>28</b>	<b>4.2</b>	<b>189</b>	<b>4-12</b>	<b>201</b>	<b>27/</b>	<b>15/</b>	<b>0</b>	<b>5-39.2</b>	<b>4-32</b>	<b>4-0</b>	<b>28</b>	<b>4</b>	<b>0</b>	<b>3</b>	<b>1</b>	<b>0</b>	<b>4/4</b>	<b>-</b>	<b>0/0</b>	<b>30:26</b>



### JACKSONVILLE JAGUARS 2004 OFFENSE GAME-BY-GAME

Wk.	Date	Opp	FIRST DOWNS				3 <sup>RD</sup>	TOT. OFFENSE			RUSHING				PASSING				PUNTS		PEN.	FUM.			Tot.			T.O.P.						
			Tot	Run	Pass	Pen	DOWN	Yards	Plays	Avg.	Yards	Att.	Avg.	Net	Sacks	Gross	Att./	Cmp./	Int.	Avg.	Yards	Lost	Pts.	TD	Rn	Ps	Rt		Sfty	PAT	2PT	FGs		
1	9/12	at BUF	[W]	14	4	8	2	2-13	225	61	3.7	83	23	3.6	142	2-5	147	36/	18/	2	6-47.0	9-50	0-0	13	1	0	1	0	0	1-1	-	2-2	26:07	
2	9/19	vs DEN	[W]	8	2	4	2	1-10	176	40	4.4	67	22	3.0	109	2-11	120	16/	8/	0	9-44.1	10-85	1-0	7	1	0	1	0	0	1-1	-	0-0	22:52	
3	9/26	at TEN	[W]	15	7	6	2	3-11	253	51	5.0	136	29	4.7	117	2-7	124	20/	14/	0	7-39.0	9-87	3-0	15	2	1	1	0	0	1-1	1-1	0-0	28:46	
4	10/3	vs IND	[L]	23	5	16	2	8-15	408	73	5.6	97	31	3.1	311	1-7	318	41/	29/	0	1-33.0	5-28	2-1	17	1	0	1	0	0	--	1-1	3-4	35:33	
5	10/10	at SD	[L]	28	6	19	3	7-14	429	75	5.7	80	18	4.4	349	3-8	357	54/	36/	2	3-38.7	5-33	1-1	21	3	2	1	0	0	3-3	-	0-0	30:02	
6	10/17	vs KC	[W]	19	4	14	1	6-13	378	63	6.0	101	23	4.4	277	4-21	298	36/	24/	0	5-46.0	5-46	0-0	22	3	1	2	0	0	2-2	1-1	0-1	30:00	
7	10/24	at IND	[W]	20	5	15	0	5-11	414	60	6.9	128	27	4.7	286	3-14	300	30/	23/	1	1-36.0	6-48	2-1	27	2	0	2	0	0	1-1	1-1	4-4	34:34	
8	10/31	at HOU	[L]	14	3	10	1	4-12	287	55	5.2	39	12	3.3	248	1-7	255	42/	27/	2	4-47.0	11-80	1-0	6	0	0	0	0	0	--	-	2-3	24:54	
10	11/14	vs DET ot	[W]	22	10	11	1	12-22	415	89	4.7	239	50	4.8	176	3-22	198	36/	19/	0	8-39.6	10-99	0-0	23	3	1	2	0	0	2-2	-	1-1	41:44	
11	11/21	vs TEN	[L]	18	9	8	1	3-13	274	61	4.5	151	32	4.7	123	2-6	129	27/	13/	1	6-40.8	3-22	1-1	15	1	1	0	0	1	1-1	-	2-3	31:32	
12	11/28	at MIN	[L]	18	7	10	1	7-15	379	63	6.0	154	27	5.7	225	2-10	235	34/	19/	0	2-54.0	6-45	3-2	16	1	0	1	0	0	1-1	-	3-3	31:17	
13	12/5	vs PIT	[L]	20	5	11	4	6-14	359	63	5.7	100	34	2.9	259	2-9	268	27/	16/	0	3-47.7	3-25	1-0	16	1	0	1	0	0	1-1	-	3-5	34:37	
14	12/12	vs CH	[W]	22	5	13	4	4-15	332	73	4.5	90	28	3.2	242	0-0	242	45/	25/	1	8-42.6	8-75	1-0	22	2	0	2	0	1	2-2	-	2-2	35:43	
15	12/19	at GB	[W]	19	8	6	5	3-11	312	57	5.5	197	36	5.5	115	1-6	121	20/	9/	0	7-36.6	7-85	3-2	28	4	2	2	0	0	4-4	-	0-0	30:42	
16	12/26	vs HOU	[L]	6	4	2	0	1-10	126	44	2.9	95	20	4.8	31	3-23	54	21/	10/	1	7-45.3	5-45	3-2	0	0	0	0	0	0	0-0	-	0-1	21:02	
17	1/2	at OAK	[W]	13	4	8	1	8-1	242	63	3.8	93	34	2.7	149	1-0	149	28/	15/	1	7-43.6	7-87	1-1	13	1	1	0	0	0	1-1	-	2-2	30:53	
<b>Totals</b>				<b>9-7</b>	<b>279</b>	<b>88</b>	<b>161</b>	<b>30</b>	<b>80-217</b>	<b>5,009</b>	<b>991</b>	<b>5.1</b>	<b>1,850</b>	<b>446</b>	<b>4.2</b>	<b>3,159</b>	<b>32-156</b>	<b>3,315</b>	<b>513/</b>	<b>305/</b>	<b>11</b>	<b>84-42.8</b>	<b>109-940</b>	<b>23-11</b>	<b>261</b>	<b>26</b>	<b>9</b>	<b>17</b>	<b>0</b>	<b>2</b>	<b>21-21</b>	<b>4-4</b>	<b>24-31</b>	<b>30:28</b>

### JACKSONVILLE JAGUARS 2004 DEFENSE GAME-BY-GAME

Wk.	Date	Opp	FIRST DOWNS				3 <sup>RD</sup>	TOT. OFFENSE			RUSHING				PASSING				PUNTS		PEN.	FUM.			Tot.			T.O.P.						
			Tot	Run	Pass	Pen	DOWN	Yards	Plays	Avg.	Yards	Att.	Avg.	Net	Sacks	Gross	Att./	Cmp./	Int.	Avg.	Yards	Lost	Pts.	TD	Rn	Ps	Rt		Sfty	PAT	2PT	FGs		
1	9/12	at BUF	[W]	16	5	10	1	7-14	242	63	3.8	95	36	2.6	147	1-6	153	26/	17/	0	5-44.6	7-78	3-2	10	1	0	1	0	0	1-1	-	1-2	33:53	
2	9/19	vs DEN	[W]	20	4	13	3	6-17	356	74	4.8	106	35	3.0	250	0-0	250	39/	23/	0	7-41.4	7-57	3-1	6	0	0	0	0	0	0-0	-	2-3	37:08	
3	9/26	at TEN	[W]	13	5	7	1	6-13	249	56	4.4	119	26	4.6	130	3-13	143	27/	16/	1	4-52.3	6-56	2-0	12	1	1	0	0	0	0-0	0-1	2-2	31:14	
4	10/3	vs IND	[L]	23	7	14	2	3-8	337	56	6.0	117	27	4.3	220	0-0	220	29/	20/	1	3-48.0	3-26	0-0	24	3	1	2	0	0	3-3	-	1-1	24:27	
5	10/10	at SD	[L]	18	8	10	0	9-15	386	62	6.2	176	35	5.0	210	1-1	211	26/	17/	0	4-41.5	4-44	0-0	34	4	2	2	0	0	4-4	-	2-2	29:58	
6	10/17	vs KC	[W]	19	3	15	1	6-13	350	60	5.8	77	21	3.7	273	6-42	315	33/	23/	1	5-42.4	5-30	3-0	16	2	0	2	0	0	1-2	-	1-2	30:00	
7	10/24	at IND	[W]	23	5	17	1	6-10	446	59	7.6	87	18	4.8	359	1-9	368	40/	27/	0	3-48.0	12-62	2-2	24	3	0	3	0	0	3-3	-	1-1	25:26	
8	10/31	at HOU	[L]	24	6	15	3	4-13	369	67	5.5	93	32	2.9	276	0-0	276	35/	26/	0	4-38.8	8-75	2-2	20	2	0	1	1	0	2-2	-	2-2	35:06	
10	11/14	vs DET ot	[W]	10	4	3	3	2-14	190	54	3.5	81	19	4.3	109	2-12	121	33/	11/	1	6-44.2	8-45	0-0	17	2	0	0	2	0	2-2	-	1-2	23:44	
11	11/21	vs TEN	[L]	14	4	10	0	4-13	295	60	4.9	103	27	3.8	192	3-17	209	30/	18/	2	5-43.2	4-49	1-0	18	2	1	1	0	0	1-1	1-1	1-1	28:28	
12	11/28	at MIN	[L]	27	7	14	3	6-10	330	61	5.4	112	30	3.7	218	4-17	235	27/	19/	1	2-49.0	4-35	1-1	27	3	1	1	1	0	3-3	-	2-2	28:43	
13	12/5	vs PIT	[L]	15	5	9	1	5-10	316	45	7.0	120	25	4.8	196	3-25	221	17/	14/	0	5-46.4	11-82	2-0	17	2	0	2	0	0	2-2	-	1-1	25:23	
14	12/12	vs CH	[W]	10	0	9	1	2-12	210	52	4.0	31	14	2.2	179	5-33	212	33/	17/	1	7-48.3	13-104	2-1	3	0	0	0	0	0	0-0	-	1-2	24:17	
15	12/19	at GB	[W]	26	2	21	3	6-11	444	67	6.6	94	21	4.5	350	2-17	367	44/	30/	3	3-38.0	12-101	4-2	25	3	0	2	1	0	2-2	1-1	1-2	29:18	
16	12/26	vs HOU	[L]	19	11	8	0	7-15	333	67	5.0	219	44	4.9	114	4-17	131	19/	13/	2	5-44.2	6-50	2-0	21	3	1	1	1	0	3-3	-	0-1	38:58	
17	1/2	at OAK	[W]	16	7	6	3	5-17	281	69	4.1	147	28	5.3	134	2-8	142	39/	15/	3	6-39.7	8-72	3-1	6	0	0	0	0	0	0-0	-	2-2	29:07	
<b>Totals</b>				<b>9-7</b>	<b>290</b>	<b>83</b>	<b>181</b>	<b>26</b>	<b>84-205</b>	<b>5,134</b>	<b>972</b>	<b>5.3</b>	<b>1,777</b>	<b>438</b>	<b>4.1</b>	<b>3,357</b>	<b>37-217</b>	<b>3,574</b>	<b>497/</b>	<b>306/</b>	<b>16</b>	<b>74-44.1</b>	<b>118-966</b>	<b>30-12</b>	<b>280</b>	<b>31</b>	<b>7</b>	<b>18</b>	<b>6</b>	<b>0</b>	<b>27-28</b>	<b>2-3</b>	<b>21-28</b>	<b>29:32</b>

### JACKSONVILLE JAGUARS 2003 OFFENSE GAME-BY-GAME

Wk.	Date	Opp	FIRST DOWNS				3 <sup>RD</sup>	TOT. OFFENSE			RUSHING				PASSING				PUNTS		PEN.	FUM.			Tot. Tot.			2PT	FGs	T.O.P.				
			Tot	Run	Pass	Pen	DOWN	Yards	Plays	Avg.	Yards	Att.	Avg.	Net	Sacks	Gross	Att./	Cmp./	Int.	Avg.	Yards	Lost	Pts.	TD	Rn	Ps	Rt				Sfty	PAT		
1	9/ 7	at CAR	[L]	17	4	11	2	4-13	331	59	5.6	75	28	2.7	256	4-16	272	27/	23/	0	8-40.9	8-82	1-1	23	3	1	2	0	0	2-2	0-1	1-2	33:23	
2	9/14	vs. BUF	[L]	20	7	12	1	4-14	287	65	4.4	95	22	4.3	192	3-22	214	40/	26/	0	4-44.3	8-97	0-0	17	2	1	1	0	0	2-2	-	1-2	28:50	
3	9/21	at IND	[L]	15	7	7	1	5-15	266	55	4.8	152	25	6.1	114	2-8	122	28/	16/	0	4-38.8	7-38	2-1	13	1	0	1	0	0	1-1	-	2-4	23:48	
4	9/28	at HOU	[L]	15	4	9	2	2-11	342	59	5.8	79	22	3.6	263	0-0	263	37/	18/	3	4-43.5	9-48	3-2	20	2	1	1	0	0	2-2	-	2-2	24:46	
5	10/ 5	vs. SD	[W]	21	7	14	0	6-14	436	68	6.4	123	37	3.3	313	3-23	336	28/	19/	0	4-42.0	8-89	2-1	27	3	1	2	0	0	3-3	-	2-2	33:13	
6	10/12	vs. MIA	[L]	22	7	11	4	8-17	332	76	4.4	88	30	2.9	244	4-12	256	42/	24/	3	1-42.0	7-50	5-2	10	1	1	0	0	0	1-1	-	1-2	32:54	
8	10/26	vs. TEN	[L]	15	3	12	0	5-10	293	52	5.6	54	11	4.9	239	2-5	244	39/	24/	2	3-47.0	5-45	1-1	17	2	0	2	0	0	2-2	-	1-1	20:46	
9	11/ 2	at BAL	[L]	20	6	13	1	3-14	320	71	4.5	134	33	4.1	186	4-22	208	34/	22/	1	7-44.1	7-52	4-2	17	2	0	1	1	0	2-2	-	1-1	34:53	
10	11/ 9	vs. IND	[W]	20	10	8	2	9-14	353	62	5.7	174	38	4.6	174	0-0	174	24/	12/	1	4-36.0	7-47	1-1	28	4	3	1	0	0	4-4	-	0-0	31:39	
11	11/16	at TEN	[L]	16	8	8	0	2-13	271	62	4.4	126	30	4.2	145	1-6	151	31/	15/	2	6-41.3	3-15	1-0	3	0	0	0	0	0	0-0	-	1-2	30:28	
12	11/23	at NYJ	[L]	20	9	9	2	4-14	330	71	4.6	158	37	4.3	172	1-0	172	33/	17/	1	4-38.3	3-37	1-1	10	1	1	0	0	0	1-1	-	1-2	32:30	
13	11/30	vs. TB	[W]	21	8	11	2	4-12	359	69	5.2	135	35	3.9	224	0-0	224	34/	20/	0	3-43.3	5-48	2-1	17	2	0	2	0	0	2-2	-	1-3	31:30	
14	12/ 7	vs. HOU	[W]	23	11	8	4	7-17	390	70	5.6	208	40	5.2	182	1-12	194	29/	18/	0	6-41.0	7-70	1-0	27	3	2	1	0	0	3-3	-	2-3	35:46	
15	12/14	at NE	[L]	17	5	12	0	6-14	354	61	5.8	72	20	3.6	282	1-6	288	40/	21/	2	5-43.2	8-60	2-0	13	1	0	1	0	0	1-1	-	2-3	32:41	
16	12/21	vs. NO	[W]	22	11	8	3	6-13	374	63	5.9	243	45	5.4	131	1-0	131	17/	9/	2	2-34.5	7-69	0-0	20	2	1	1	0	0	2-2	-	2-3	32:03	
17	12/28	at ATL	[L]	21	11	10	0	5-13	320	61	5.2	157	28	5.6	163	1-4	167	32/	19/	0	4-38.5	9-48	1-1	14	2	1	1	0	0	2-2	-	0-1	28:38	
<b>Totals</b>				<b>5-11</b>	<b>305</b>	<b>118</b>	<b>163</b>	<b>24</b>	<b>80-216</b>	<b>5,358</b>	<b>1,024</b>	<b>5.2</b>	<b>2,073</b>	<b>481</b>	<b>4.3</b>	<b>3,285</b>	<b>28-136</b>	<b>3,421</b>	<b>515/</b>	<b>303/</b>	<b>17</b>	<b>69-41.3</b>	<b>108-895</b>	<b>27-14</b>	<b>276</b>	<b>31</b>	<b>13</b>	<b>17</b>	<b>1</b>	<b>0</b>	<b>30-30</b>	<b>0-1</b>	<b>20-33</b>	<b>30:09</b>

### JACKSONVILLE JAGUARS 2003 DEFENSE GAME-BY-GAME

Wk.	Date	Opp	FIRST DOWNS				3 <sup>RD</sup>	TOT. OFFENSE			RUSHING				PASSING				PUNTS		PEN.	FUM.			Tot. Tot.			2PT	FGs	T.O.P.				
			Tot	Run	Pass	Pen	DOWN	Yards	Plays	Avg.	Yards	Att.	Avg.	Net	Sacks	Gross	Att./	Cmp./	Int.	Avg.	Yards	Lost	Pts.	TD	Rn	Ps	Rt				Sfty	PAT		
1	9/ 7	at CAR	[L]	17	7	9	1	4-14	242	61	4.0	122	26	4.7	120	5-21	141	30/	16/	2	7-40.7	9-83	4-0	24	3	0	3	0	1	1-1	0-2	1-1	26:37	
2	9/14	vs. BUF	[L]	20	6	12	2	8-14	371	59	6.3	43	32	1.3	328	0-0	328	27/	20/	0	2-48.5	6-55	2-0	38	5	3	2	0	0	5-5	-	1-1	31:10	
3	9/21	at IND	[L]	17	6	11	0	7-14	289	63	4.6	73	30	2.4	216	0-0	216	33/	21/	1	3-42.0	4-20	0-0	23	2	0	2	0	0	2-2	-	3-3	36:12	
4	9/28	at HOU	[L]	21	7	12	2	7-16	339	75	4.5	110	37	3.0	229	1-5	234	37/	23/	2	4-34.8	4-43	4-2	24	3	2	1	0	0	3-3	-	1-2	35:14	
5	10/ 5	vs. SD	[W]	21	4	14	3	5-11	346	58	6.0	69	13	5.3	277	4-19	296	41/	24/	0	6-40.3	10-61	3-2	21	3	0	3	0	0	3-3	-	0-0	26:47	
6	10/12	vs. MIA	[L]	16	6	9	1	4-10	234	52	4.5	91	24	3.8	143	1-4	147	27/	14/	1	5-44.2	11-149	2-1	24	3	1	0	2	0	3-3	-	1-1	27:06	
8	10/26	vs. TEN	[L]	23	11	11	1	8-14	320	65	4.9	133	38	3.5	187	0-0	187	27/	21/	1	3-49.7	8-49	0-0	30	3	2	1	0	0	3-3	-	3-3	39:14	
9	11/ 2	at BAL	[L]	9	4	5	0	6-15	259	53	4.9	103	30	3.4	156	0-0	156	23/	10/	1	5-46.8	7-40	1-1	24	2	1	1	0	0	1-1	1-1	3-3	25:07	
10	11/ 9	vs. IND	[W]	20	2	16	2	6-15	394	66	6.0	47	21	2.2	347	0-0	347	45/	28/	2	4-34.8	7-38	1-0	23	2	0	2	0	0	2-2	-	3-3	28:21	
11	11/16	at TEN	[L]	13	5	8	0	7-15	246	60	4.1	96	32	3.0	150	2-16	166	26/	13/	1	4-43.5	2-12	2-2	10	1	0	1	0	0	1-1	-	1-2	29:32	
12	11/23	at NYJ	[L]	17	1	15	1	4-13	282	62	4.5	61	21	2.9	221	2-15	236	39/	25/	1	6-39.0	6-45	0-0	13	1	0	1	0	0	1-1	-	2-2	27:30	
13	11/30	vs. TB	[W]	16	6	9	1	2-12	221	59	3.7	77	19	4.1	144	2-12	156	38/	21/	1	5-36.6	7-80	0-0	10	1	1	0	0	0	1-1	-	1-2	28:30	
14	12/ 7	vs. HOU	[W]	7	2	4	1	1-12	124	49	2.5	70	23	3.0	54	3-17	71	23/	11/	1	10-41.9	10-86	3-2	0	0	0	0	0	0	0-0	-	0-0	24:14	
15	12/14	at NE	[L]	18	6	12	0	8-16	296	68	4.4	84	32	2.6	212	2-16	228	34/	22/	0	4-40.3	4-55	1-1	27	3	2	1	0	0	3-3	-	2-2	27:19	
16	12/21	vs. NO	[W]	20	0	16	4	6-13	350	64	5.5	61	25	2.4	289	1-7	296	38/	22/	0	3-36.0	4-30	2-1	19	2	0	2	0	0	1-2	-	2-2	27:57	
17	12/28	at ATL	[L]	21	11	9	1	9-14	344	62	5.5	166	39	4.3	178	1-2	180	22/	12/	1	4-41.5	4-35	1-0	21	3	1	2	0	0	3-3	-	0-0	31:22	
<b>Totals</b>				<b>5-11</b>	<b>276</b>	<b>84</b>	<b>172</b>	<b>20</b>	<b>92-218</b>	<b>4,657</b>	<b>976</b>	<b>4.8</b>	<b>1,406</b>	<b>442</b>	<b>3.2</b>	<b>3,251</b>	<b>24-134</b>	<b>3,385</b>	<b>510/</b>	<b>303/</b>	<b>15</b>	<b>75-41.0</b>	<b>103-881</b>	<b>26-12</b>	<b>331</b>	<b>37</b>	<b>13</b>	<b>22</b>	<b>2</b>	<b>1</b>	<b>33-34</b>	<b>1-3</b>	<b>24-27</b>	<b>29:51</b>

**JACKSONVILLE JAGUARS 2002 OFFENSE GAME-BY-GAME**

Wk.	Date	Opp	FIRST DOWNS				3 <sup>RD</sup>	TOT. OFFENSE				RUSHING				PASSING					PUNTS	PEN.	FUM.	Tot.	Tot.										
			Tot	Run	Pass	Pen	DOWN	Yards	Plays	Avg.	Yards	Att.	Avg.	Net	Sacks	Gross	Att./	Cmp./	Int.	Avg.	Yards	Lost	Pts.	TD	Rn	Ps	Rt	Sfty	PAT	2PT	FGs	T.O.P.			
1	9/ 8	vs. IND	[L]	19	8	11	0	8-16	343	69	5.0	118	32	3.7	225	1-3	228	36/	22/	1	3-52.0	5-40	3-1	25	3	1	2	0	0	2/2	1/1	1/2	32:33		
2	9/15	at KC	[W]	19	5	14	0	7-15	450	65	6.9	130	29	4.5	320	0-0	320	36/	25/	0	4-40.5	5-45	1-1	23	3	1	2	0	0	2/2	0/1	1/2	31:44		
4	9/29	vs. NYJ	[W]	20	12	8	0	4-10	383	57	6.7	223	40	5.6	160	2-13	173	15/	10/	0	5-53.2	3-15	0-0	28	4	4	0	0	0	4/4	-	0/1	33:26		
5	10/6	vs. PHI	[W]	16	4	10	2	2-11	267	51	5.2	70	27	2.6	197	1-0	197	23/	13/	0	5-44.6	4-21	0-0	28	3	1	1	1	0	2/2	1/1	2/2	25:02		
6	10/13	at TEN	[L]	13	7	4	2	4-9	198	42	4.7	130	26	5.0	68	3-16	84	13/	7/	2	4-49.5	4-22	0-0	14	2	2	0	0	0	2/2	-	0/0	22:17		
7	10/20	at BAL	[L]	22	8	14	0	6-16	397	78	5.1	173	30	5.8	224	2-7	231	46/	24/	3	4-38.3	5-30	1-0	10	1	1	0	0	0	1/1	-	1/2	32:01		
8	10/27	vs. HOU	[L]	18	7	9	2	6-17	290	71	4.1	126	32	3.9	164	5-38	202	34/	16/	0	8-44.1	5-50	0-0	19	2	1	1	0	1	2/2	-	1/3	33:39		
9	11/ 3	at NYG	[L]	16	6	9	1	5-14	329	60	5.5	126	20	6.3	203	2-27	230	38/	23/	0	3-36.0	8-63	1-1	17	2	0	2	0	0	2/2	-	1/1	26:56		
10	11/10	vs. WAS	[W]	18	7	10	1	6-15	309	64	4.8	142	32	4.4	167	3-27	194	29/	19/	0	5-48.2	8-55	1-0	26	2	2	0	0	0	2/2	-	4/4	33:43		
11	11/17	at HOU	[W]	16	5	11	0	4-12	321	58	5.5	122	28	4.4	199	5-25	224	25/	15/	1	6-43.0	7-62	1-0	24	3	1	2	0	0	3/3	-	1/2	28:52		
12	11/24	at DAL	[L]	19	5	14	0	5-14	326	68	4.8	132	26	5.1	194	2-8	202	40/	22/	1	6-44.5	11-79	2-2	19	2	1	1	0	1	2/2	-	1/2	27:52		
13	12/ 1	vs. PIT	[L]	13	4	7	2	3-11	226	47	4.8	102	21	4.9	124	3-22	146	23/	12/	0	6-41.7	0-0	0-0	23	3	1	2	0	0	2/2	0/1	1/1	21:19		
14	12/ 8	vs. CLE	[L]	13	7	4	2	2-11	211	48	4.4	157	31	5.1	54	3-19	73	14/	10/	0	7-46.6	5-51	1-0	20	2	1	1	0	0	2/2	-	2/2	25:04		
15	12/15	at CIN	[W]	20	6	13	1	3-12	321	61	5.3	109	30	3.6	212	3-11	223	28/	19/	0	5-42.0	5-54	0-0	29	4	1	3	0	0	3/3	1/1	0/0	30:01		
16	12/22	vs. TEN	[L]	13	4	9	0	0-11	214	58	3.7	75	18	4.2	139	4-18	157	36/	18/	1	7-41.4	8-51	0-0	10	1	0	1	0	0	1/1	-	1/1	24:21		
17	12/29	at IND	[L]	20	10	9	1	6-13	266	62	4.3	154	33	4.7	112	3-23	135	26/	13/	0	3-40.7	6-47	1-1	13	1	1	0	0	0	1/1	-	2/2	29:29		
<b>Totals</b>	<b>6-10</b>	<b>275</b>	<b>105</b>	<b>156</b>	<b>14</b>	<b>71-207</b>	<b>4,851</b>	<b>959</b>	<b>5.1</b>	<b>2,089</b>	<b>455</b>	<b>4.6</b>	<b>2,762</b>	<b>42-257</b>	<b>3,019</b>	<b>462/</b>	<b>268/</b>	<b>9</b>	<b>81-44.2</b>	<b>89-685</b>	<b>6-Dec</b>	<b>328</b>	<b>38</b>	<b>19</b>	<b>18</b>	<b>1</b>	<b>2</b>	<b>33/33</b>	<b>3/5</b>	<b>19/27</b>	<b>28:39</b>				

**JACKSONVILLE JAGUARS 2002 DEFENSE GAME-BY-GAME**

Wk.	Date	Opp	FIRST DOWNS				3 <sup>RD</sup>	TOT. OFFENSE				RUSHING				PASSING					PUNTS	PEN.	FUM.	Tot.	Tot.										
			Tot	Run	Pass	Pen	DOWN	Yards	Plays	Avg.	Yards	Att.	Avg.	Net	Sacks	Gross	Att./	Cmp./	Int.	Avg.	Yards	Lost	Pts.	TD	Rn	Ps	Rt	Sfty	PAT	2PT	FGs	T.O.P.			
1	9/ 8	vs. IND	[L]	18	5	13	0	9-14	307	60	5.1	104	28	3.7	203	1-8	211	31/	19/	0	3-47.3	2-14	2-2	28	4	0	3	1	0	4/4	-	0/1	27:27		
2	9/15	at KC	[W]	18	7	11	0	6-13	336	61	5.5	140	28	5.0	196	1-3	199	32/	16/	2	4-43.5	5-48	0-0	16	1	0	1	0	0	1/1	-	3/3	28:16		
4	9/29	vs. NYJ	[W]	18	2	15	1	5-13	345	63	5.5	78	22	3.5	267	2-14	281	39/	21/	2	3-48.3	4-25	4-2	3	0	0	0	0	0	0/0	-	1/1	26:34		
5	10/6	vs. PHI	[W]	28	12	15	1	7-17	406	83	4.9	199	30	6.6	207	5-23	230	48/	28/	0	5-39.4	10-75	0-0	25	3	1	2	0	0	2/2	1/1	1/1	34:58		
6	10/13	at TEN	[L]	25	10	14	1	10-17	370	77	4.8	152	40	3.8	218	1-8	226	36/	26/	0	1-30.0	5-55	2-1	23	2	1	1	0	0	2/2	-	3/4	37:43		
7	10/20	at BAL	[L]	16	6	9	1	6-14	261	62	4.2	118	32	3.7	143	2-9	152	28/	14/	0	6-35.7	4-30	2-2	17	2	0	2	0	0	2/2	-	1/2	27:59		
8	10/27	vs. HOU	[L]	12	3	7	2	3-13	242	53	4.6	81	31	2.6	161	4-23	184	18/	11/	0	7-37.6	9-60	2-1	21	2	1	1	0	0	1/1	1/1	2/3	26:21		
9	11/ 3	at NYG	[W]	26	10	13	3	5-12	394	66	6.0	177	35	5.1	217	3-11	228	28/	20/	0	3-38.0	7-59	1-1	24	3	2	1	0	0	3/3	-	1/3	33:04		
10	11/10	vs. WAS	[L]	23	3	16	4	3-12	307	69	4.4	68	16	4.3	239	2-17	256	51/	27/	3	5-31.4	6-49	1-0	7	1	0	1	0	0	1/1	-	0/1	26:17		
11	11/17	at HOU	[W]	18	6	10	2	2-11	272	62	4.4	78	28	2.8	194	4-34	228	30/	22/	1	6-34.7	5-40	2-1	21	3	2	1	0	0	3/3	-	0/0	31:08		
12	11/24	at DAL	[L]	21	7	12	2	2-9	405	58	7.0	118	31	3.8	287	3-14	301	24/	16/	2	5-38.8	10-75	2-1	21	3	1	2	0	0	3/3	-	0/1	32:08		
13	12/ 1	vs. PIT	[L]	23	13	10	0	2-11	403	69	5.8	219	40	5.5	184	2-17	201	27/	17/	1	1-53.0	4-25	0-0	25	1	1	0	0	0	1/1	-	6/6	38:41		
14	12/ 8	vs. CLE	[L]	21	8	11	2	7-15	417	71	5.9	173	33	5.2	244	3-20	264	35/	21/	2	5-39.8	10-68	0-0	21	3	1	2	0	0	3/3	-	0/2	34:56		
15	12/15	at CIN	[W]	19	5	12	2	7-17	300	69	4.3	65	24	2.7	235	3-23	258	42/	22/	1	2-41.0	5-29	1-1	15	1	1	0	0	0	0/0	0/1	3/3	29:59		
16	12/22	vs. TEN	[L]	20	8	11	1	4-11	298	62	4.8	175	40	4.4	123	0-0	123	22/	14/	0	6-39.7	4-30	0-0	28	4	2	1	1	0	4/4	-	0/1	35:39		
17	12/29	at IND	[L]	18	7	9	2	5-13	272	57	4.8	126	29	4.3	146	0-0	146	28/	20/	0	3-36.0	6-35	1-1	20	2	1	1	0	0	2/2	-	2/2	30:31		
<b>Totals</b>	<b>6-10</b>	<b>324</b>	<b>112</b>	<b>188</b>	<b>24</b>	<b>83-212</b>	<b>5,335</b>	<b>1,042</b>	<b>5.1</b>	<b>2,071</b>	<b>487</b>	<b>4.3</b>	<b>3,264</b>	<b>36-224</b>	<b>3,488</b>	<b>519/</b>	<b>314/</b>	<b>14</b>	<b>65-38.7</b>	<b>96-717</b>	<b>20-13</b>	<b>315</b>	<b>35</b>	<b>14</b>	<b>19</b>	<b>2</b>	<b>0</b>	<b>32/32</b>	<b>2/3</b>	<b>23/34</b>	<b>31:21</b>				

### JACKSONVILLE JAGUARS 2001 OFFENSE GAME-BY-GAME

Wk.	Date	Opp	FIRST DOWNS				3 <sup>RD</sup> DOWN	TOT. OFFENSE			RUSHING				PASSING				PUNTS	PEN.	FUM.	Tot.	Tot.											
			Tot	Run	Pass	Pen		Yards	Plays	Avg.	Yards	Att.	Avg.	Net	Sacks	Gross	Att./	Cmp./	Int.	Avg.	Yards	Lost	Pts.	TD	Rn	Ps	Rt	Sfty	PAT	2PT	FGs	T.O.P.		
1	9/ 9	vs PIT	[W]	16	6	9	1	4/12	299	56	5.3	101	29	3.5	198	1-0	198	26/	15/	0	6-45.7	4-31	2-20	21	3	0	3	0	0	3/3	-	0/1	28:50	
2	9/23	vs TEN	[W]	16	4	10	2	2/12	329	60	5.5	119	30	4.0	210	3-25	235	27/	17/	0	5-48.0	3-20	4-2	13	1	1	0	0	0	1/1	-	2/3	30:13	
3	9/30	vs CLE	[L]	14	5	8	1	4/12	259	58	4.5	98	19	5.2	161	2-9	170	37/	19/	2	6-47.8	8-63	2-0	14	2	0	1	1	0	2/2	-	0/1	24:20	
4	10/ 7	at SEA	[L]	18	3	14	1	4/14	256	63	4.1	57	21	2.7	199	3-34	233	39/	21/	0	4-44.5	4-24	3-2	15	1	0	1	0	0	-	0/1	3/4	26:54	
6	10/18	vs BUF	[L]	14	6	7	1	3/10	247	51	4.8	115	21	5.5	132	4-18	150	26/	16/	2	5-45.0	3-35	2-0	10	1	0	1	0	0	1/1	-	1/1	24:26	
7	10/28	at BAL	[L]	19	4	12	3	3/10	365	55	6.6	81	15	5.4	284	3-22	306	37/	25/	0	3-43.3	10-70	1-1	17	2	0	2	0	0	2/2	-	1/1	26:16	
8	11/ 4	at TEN	[L]	20	5	13	2	3/9	309	54	5.7	70	17	4.1	239	5-22	261	32/	21/	1	5-44.2	3-14	2-0	24	3	2	1	0	0	3/3	-	1/1	22:12	
9	11/11	vs CIN	[W]	21	9	10	2	3/11	261	60	4.4	97	25	3.9	164	3-25	189	32/	20/	0	8-44.9	6-32	1-0	30	4	2	2	0	1	4/4	-	0/0	28:08	
10	11/18	at PIT	[L]	14	1	10	3	3/11	234	52	4.5	48	16	3.0	186	5-39	225	31/	17/	0	7-46.6	7-35	4-3	7	1	0	0	1	0	1/1	-	0/1	25:09	
11	11/25	vs BAL	[L]	19	4	14	1	4/12	305	61	5.0	75	19	3.9	230	4-29	259	38/	23/	0	7-40.4	9-58	1-0	21	3	2	1	0	0	3/3	-	0/1	26:26	
12	12/ 3	vs GB	[L]	20	2	16	2	5/15	348	73	4.8	62	23	2.7	286	5-25	311	45/	26/	2	6-40.8	13-111	2-2	21	2	0	1	1	0	1/1	1/1	2/3	30:53	
13	12/ 9	at CIN	[W]	17	2	14	1	8/16	255	65	3.9	62	25	2.5	193	8-49	242	32/	23/	1	7-39.6	7-40	1-0	14	2	0	2	0	0	2/2	-	0/1	31:06	
14	12/16	at CLE	[W]	19	8	10	1	8/18	282	76	3.7	128	33	3.9	154	8-48	202	35/	20/	2	3-44.3	9-85	2-1	15	1	0	1	0	0	0/1	-	3/3	37:13	
15	12/23	at MIN	[W]	23	12	11	0	9/14	423	62	6.8	214	37	5.8	209	1-8	217	24/	17/	0	1-53.0	3-34	0-0	33	3	2	1	0	0	3/3	-	4/4	34:08	
16	12/30	vs KC	[L]	22	9	12	1	3/11	431	67	6.4	182	26	7.0	249	4-34	283	37/	22/	1	4-42.8	5-44	2-2	26	3	2	1	0	1	3/3	-	1/2	27:20	
17	1/ 6	at CHI	[L]	17	5	11	1	4/11	237	56	4.2	91	16	5.7	146	4-43	189	36/	19/	3	5-35.0	3-14	0-0	13	2	0	2	0	0	1/2	-	0/1	24:47	
<b>Totals</b>				<b>6-10</b>	<b>289</b>	<b>85</b>	<b>181</b>	<b>23</b>	<b>70/198</b>	<b>4,840</b>	<b>969</b>	<b>5.0</b>	<b>1,600</b>	<b>372</b>	<b>4.3</b>	<b>3,240</b>	<b>63-430</b>	<b>3670</b>	<b>534/</b>	<b>321/</b>	<b>14</b>	<b>82-43.6</b>	<b>97-710</b>	<b>29-13</b>	<b>294</b>	<b>34</b>	<b>11</b>	<b>20</b>	<b>3</b>	<b>2</b>	<b>30/32</b>	<b>1/2</b>	<b>18/28</b>	<b>28:01</b>

### JACKSONVILLE JAGUARS 2001 DEFENSE GAME-BY-GAME

Wk.	Date	Opp	FIRST DOWNS				3 <sup>RD</sup> DOWN	TOT. OFFENSE			RUSHING				PASSING				PUNTS	PEN.	FUM.	Tot.	Tot.											
			Tot	Run	Pass	Pen		Yards	Plays	Avg.	Yards	Att.	Avg.	Net	Sacks	Gross	Att./	Cmp./	Int.	Avg.	Yards	Lost	Pts.	TD	Rn	Ps	Rt	Sfty	PAT	2PT	FGs	T.O.P.		
1	9/ 9	vs PIT	[W]	15	5	9	1	6/16	281	68	4.1	120	28	4.3	161	3-20	181	37/	21/	2	5-35.4	4-29	5-2	3	0	0	0	0	0	0/0	-	1/1	31:10	
2	9/23	vs TEN	[W]	13	5	7	1	1/14	264	62	4.3	87	22	4.0	177	4-38	215	36/	21/	0	6-47.0	6-65	0-0	6	0	0	0	0	0	0/0	-	2/3	29:47	
3	9/30	vs CLE	[L]	19	6	13	0	9/16	321	73	4.4	95	36	2.6	226	3-23	249	34/	24/	1	5-38.4	5-47	2-2	23	2	1	0	1	0	2/2	-	3/3	35:40	
4	10/ 7	at SEA	[L]	21	9	11	1	4/12	395	61	6.5	185	36	5.1	210	2-9	219	23/	15/	1	6-39.2	7-60	1-1	24	3	2	1	0	0	3/3	-	1/2	33:06	
6	10/18	vs BUF	[L]	19	5	12	2	6/14	317	67	4.7	98	35	2.8	219	2-19	238	30/	23/	0	4-37.0	5-31	0-0	13	1	0	1	0	0	1/1	-	2/4	35:34	
7	10/28	at BAL	[L]	23	7	15	1	6/13	305	68	4.5	114	32	3.6	191	5-31	222	31/	23/	1	5-32.4	4-34	2-0	18	2	1	1	0	0	0/0	0/2	2/2	33:44	
8	11/ 4	at TEN	[L]	27	10	16	1	9/15	362	71	5.1	146	33	4.4	216	4-25	241	34/	27/	0	4-57.5	8-48	0-0	28	4	2	2	0	0	4/4	-	0/2	37:48	
9	11/11	vs CIN	[W]	18	2	16	0	9/19	352	75	4.7	73	23	3.2	279	4-24	303	48/	28/	1	7-46.7	10-107	3-0	13	1	1	0	0	0	1/1	-	2/2	31:52	
10	11/18	at PIT	[L]	20	7	13	0	6/15	402	69	5.8	145	34	4.3	257	2-9	266	33/	21/	0	8-45.9	9-65	0-0	20	2	1	1	0	0	2/2	-	2/2	34:51	
11	11/25	vs BAL	[L]	24	6	17	1	8/15	361	74	4.9	115	42	2.7	246	2-13	259	30/	21/	1	5-37.4	6-39	4-1	24	3	2	1	0	0	3/3	-	1/2	33:34	
12	12/ 3	vs GB	[L]	20	3	13	4	3/13	389	64	6.1	37	21	1.8	352	1-10	362	42/	24/	0	7-46.9	9-81	;2-1	28	4	1	3	0	0	4/4	-	0/2	29:07	
13	12/ 9	at CIN	[W]	12	3	9	0	3/13	200	58	3.4	60	27	2.2	140	1-7	147	30/	16/	1	6-35.5	7-54	;0-0	10	1	1	0	0	0	1/1	-	1/1	28:54	
14	12/16	at CLE	[W]	11	3	8	0	3/11	220	48	4.6	47	15	3.1	173	3-11	184	30/	21/	1	3-27.3	5-72	2-1	10	1	0	0	1	0	1/1	-	1/1	22:47	
15	12/23	at MIN	[W]	16	3	11	2	4/14	214	60	3.6	28	14	2.0	186	4-32	218	42/	24/	1	6-35.0	3-33	2-1	3	0	0	0	0	0	0/0	-	1/1	25:52	
16	12/30	vs KC	[L]	23	5	15	3	4/11	365	68	5.4	92	31	3.0	273	2-21	294	35/	26/	2	3-40.3	5-55	4-2	30	3	1	2	0	0	3/3	-	3/3	32:40	
17	1/ 6	at CHI	[L]	19	10	8	1	6/16	322	70	4.6	169	40	4.2	153	1-6	159	29/	19/	0	3-32.7	3-14	1-1	33	3	2	1	0	0	3/3	-	4/4	35:13	
<b>Totals</b>				<b>6-10</b>	<b>300</b>	<b>89</b>	<b>193</b>	<b>18</b>	<b>87/227</b>	<b>5,070</b>	<b>1,056</b>	<b>4.8</b>	<b>1,611</b>	<b>469</b>	<b>3.4</b>	<b>3,459</b>	<b>43-298</b>	<b>757</b>	<b>544/</b>	<b>354/</b>	<b>12</b>	<b>83-40.5</b>	<b>96-834</b>	<b>28-12</b>	<b>286</b>	<b>30</b>	<b>15</b>	<b>13</b>	<b>2</b>	<b>0</b>	<b>28/28</b>	<b>0/2</b>	<b>26/35</b>	<b>31:59</b>



**JACKSONVILLE JAGUARS 2000 OFFENSE GAME-BY-GAME**

Wk.	Date	Opp	FIRST DOWNS				3 <sup>RD</sup>	TOT. OFFENSE			RUSHING				PASSING				PUNTS		PEN.	FUM.			Tot. Tot.			PAT	2PT	FGs	T.O.P.			
			Tot	Run	Pass	Pen	DOWN	Yards	Plays	Avg.	Yards	Att.	Avg.	Net	Sacks	Gross	Att./	Cmp./	Int.	Avg.	Yards	Lost	Pts.	TD	Rn	Ps	Rt					Sfty	TD	Rn
1	9/ 3	at CLE	[W]	28	9	19	0	10/16	398	78	5.1	119	40	3.0	279	4-22	301	34/	24/	0	3-39.0	1-5	1-0	27	3	2	1	0	0	0	3/3	-	2/2	37:10
2	9/10	at BAL	[L]	22	3	15	4	5/14	421	75	5.6	46	21	2.2	375	4-11	386	50/	28/	2	3-38.0	10-60	4-2	36	3	0	3	0	0	0	3/3	-	5/5	31:23
3	9/17	vs CIN	[W]	15	4	9	2	4/16	241	65	3.7	84	29	2.9	157	4-19	176	32/	20/	1	7-42.3	7-76	0-0	13	1	0	1	0	0	1/1	-	2/3	31:29	
4	9/25	at IND	[L]	18	5	12	1	5/14	286	65	4.4	97	24	4.0	189	5-40	229	36/	21/	2	9-43.2	4-40	1-0	14	2	0	2	0	0	2/2	-	0/0	27:38	
5	10/ 1	vs PIT	[L]	17	1	16	0	5/15	206	68	3.0	26	16	1.6	180	7-45	225	45/	23/	1	4-50.0	10-75	1-1	13	1	0	1	0	0	1/1	-	2/2	24:50	
6	10/ 8	vs BAL	[L]	22	5	16	1	8/15	348	73	4.8	95	27	3.5	253	3-7	260	43/	29/	3	5-38.0	6-34	8-3	10	1	1	0	0	0	1/1	-	1/2	31:48	
7	10/16	at TEN	[L]	13	4	7	2	4/14	304	58	5.2	143	26	5.5	161	5-35	196	27/	18/	0	5-44.6	5-40	2-2	13	1	1	0	0	0	1/1	-	2/2	26:53	
8	10/22	vs WAS	[L]	21	7	13	1	8/17	385	74	5.2	146	26	5.6	239	6-32	271	42/	21/	2	5-48.0	5-42	3-2	16	1	0	1	0	0	1/1	-	3/3	32:18	
9	10/29	at DAL	[W]	18	8	9	1	7/15	392	62	6.3	161	38	4.2	231	0-0	231	24/	20/	0	5-43.6	8-50	0-0	23	3	0	3	0	0	2/2	-	1/2	33:36	
11	11/12	vs SEA	[L]	24	8	15	1	6/12	437	64	6.8	122	26	4.7	315	5-25	340	33/	24/	0	4-42.5	7-55	2-1	21	3	2	1	0	0	3/3	-	0/0	30:48	
12	11/19	at PIT	[W]	20	11	9	0	6/14	417	70	6.0	240	36	6.7	177	3-13	190	31/	17/	1	5-42.8	8-55	1-1	34	4	3	1	0	0	4/4	-	2/2	34:20	
13	11/26	vs TEN	[W]	16	5	11	0	6/14	334	56	6.0	111	28	4.0	223	3-14	237	25/	15/	2	3-53.7	4-25	0-0	16	1	0	1	0	0	1/1	-	3/3	29:19	
14	12/ 3	vs CLE	[W]	28	15	11	2	10/18	449	82	5.5	244	47	5.2	205	2-13	218	33/	16/	0	5-39.2	9-59	0-0	48	6	5	1	0	0	6/6	-	2/2	37:11	
15	12/10	vs ARZ	[W]	25	14	10	1	5/12	469	66	7.1	214	45	4.8	255	0-0	255	21/	15/	0	1-55.0	2-15	0-0	44	5	2	3	0	0	5/5	-	3/3	34:56	
16	12/17	at CIN	[L]	17	8	9	0	6/15	276	63	4.4	114	34	3.4	162	1-8	170	28/	19/	0	8-28.9	6-47	3-1	14	2	1	1	0	0	2/2	-	0/1	37:15	
17	12/23	at NYG	[L]	14	2	12	0	5/14	327	61	5.4	70	18	3.9	257	2-5	262	41/	23/	1	7-42.4	3-25	1-1	25	3	1	2	0	0	2/2	1/1	1/1	25:39	
<b>Totals</b>				<b>7-9</b>	<b>318</b>	<b>109</b>	<b>193</b>	<b>16</b>	<b>100/235</b>	<b>5,690</b>	<b>1,080</b>	<b>5.3</b>	<b>2,032</b>	<b>481</b>	<b>4.2</b>	<b>3,658</b>	<b>54-289</b>	<b>3,947</b>	<b>545/</b>	<b>333/</b>	<b>15</b>	<b>79-41.9</b>	<b>95-703</b>	<b>27-14</b>	<b>367</b>	<b>40</b>	<b>18</b>	<b>22</b>	<b>0</b>	<b>0</b>	<b>38/38</b>	<b>1/1</b>	<b>29/33</b>	<b>31:32</b>

**JACKSONVILLE JAGUARS 2000 DEFENSE GAME-BY-GAME**

Wk.	Date	Opp	FIRST DOWNS				3 <sup>RD</sup>	TOT. OFFENSE			RUSHING				PASSING				PUNTS		PEN.	FUM.			Tot. Tot.			PAT	2PT	FGs	T.O.P.			
			Tot	Run	Pass	Pen	DOWN	Yards	Plays	Avg.	Yards	Att.	Avg.	Net	Sacks	Gross	Att./	Cmp./	Int.	Avg.	Yards	Lost	Pts.	TD	Rn	Ps	Rt					Sfty	TD	Rn
1	9/ 3	at CLE	[W]	9	2	7	0	3/10	249	44	5.7	96	16	6.0	153	1-7	160	27/	19/	0	5-50.8	3-25	1-1	7	1	0	1	0	0	1/1	-	0/0	22:50	
2	9/10	at BAL	[L]	17	4	11	2	3/13	331	61	5.4	89	18	4.9	242	3-20	262	40/	23/	2	7-41.1	8-65	1-0	39	5	0	5	0	0	4/4	1/1	1/1	28:37	
3	9/17	vs CIN	[W]	14	4	7	3	4/17	233	69	3.4	71	23	3.1	162	5-21	183	41/	18/	2	7-42.0	6-44	3-2	0	0	0	0	0	0	0/0	-	0/2	28:31	
4	9/25	at IND	[L]	21	4	16	1	5/12	533	64	8.3	93	28	3.3	440	0-0	440	36/	23/	0	5-47.4	11-90	1-1	43	5	1	4	0	1	5/5	-	2/2	32:22	
5	10/ 1	vs PIT	[L]	22	13	5	4	4/11	332	62	5.4	209	44	4.8	123	2-9	132	16/	10/	1	3-34.0	7-55	2-2	24	3	3	0	0	0	3/3	-	1/1	35:10	
6	10/ 8	vs BAL	[L]	10	1	9	0	3/17	194	66	2.9	56	25	2.2	138	2-16	154	39/	17/	0	9-41.9	5-25	1-1	15	0	0	0	0	0	0/0	-	5/5	28:12	
7	10/16	at TEN	[L]	18	8	10	0	6/12	409	59	6.9	175	38	4.6	234	0-0	234	21/	13/	0	3-49.3	10-89	1-1	27	3	1	2	0	0	3/3	-	2/3	33:07	
8	10/22	vs WAS	[L]	18	9	8	1	2/9	399	54	7.4	130	30	4.3	269	0-0	269	24/	16/	1	6-45.0	6-59	1-1	35	5	2	3	0	0	5/5	-	0/0	27:42	
9	10/29	at DAL	[W]	22	9	11	2	5/9	325	59	5.5	118	32	3.7	207	2-13	220	25/	17/	1	3-40.7	7-54	3-2	17	2	1	1	0	0	2/2	-	1/1	30:08	
11	11/12	vs SEA	[L]	22	6	12	4	8/15	326	66	4.9	96	32	3.0	230	1-1	231	33/	22/	0	6-44.8	5-50	3-0	28	4	1	3	0	0	4/4	-	0/0	29:12	
12	11/19	at PIT	[W]	15	7	7	1	5/12	302	56	5.4	147	24	6.1	155	5-33	188	27/	13/	2	4-46.0	4-30	3-3	24	3	2	1	0	0	1/1	1/2	1/2	25:40	
13	11/26	vs TEN	[W]	17	6	10	1	6/14	334	57	5.9	117	31	3.8	217	2-11	228	24/	13/	0	5-38.2	4-40	1-0	13	1	1	0	0	0	1/1	-	2-3	30:41	
14	12/ 3	vs CLE	[W]	2	1	0	1	0/12	53	42	1.3	62	18	3.4	-9	6-42	33	18/	7/	0	12-43.1	9-85	2-1	0	0	0	0	0	0	0/0	-	0/0	22:49	
15	12/10	vs ARZ	[W]	11	2	9	0	6/13	189	49	3.9	40	19	2.1	149	4-32	181	26/	15/	1	5-47.8	4-53	0-0	10	1	0	1	0	0	1/1	-	1/2	25:04	
16	12/17	at CIN	[L]	15	6	7	2	5/10	263	53	5.0	106	27	3.9	157	4-14	171	22/	10/	1	5-36.2	6-40	3-3	17	2	1	0	1	0	2/2	-	1/1	22:45	
17	12/23	at NYG	[L]	19	3	15	1	9/17	373	73	5.1	80	31	2.6	293	3-28	321	39/	22/	1	5-29.8	1-10	0-0	28	4	1	2	1	0	4/4	-	0/1	34:21	
<b>Totals</b>				<b>7-9</b>	<b>252</b>	<b>85</b>	<b>144</b>	<b>23</b>	<b>74/203</b>	<b>4,845</b>	<b>934</b>	<b>5.2</b>	<b>1,685</b>	<b>436</b>	<b>3.9</b>	<b>3,160</b>	<b>40-247</b>	<b>3,407</b>	<b>458/</b>	<b>258/</b>	<b>12</b>	<b>90-42.5</b>	<b>96-814</b>	<b>26-18</b>	<b>327</b>	<b>39</b>	<b>14</b>	<b>23</b>	<b>2</b>	<b>1</b>	<b>36/36</b>	<b>2/3</b>	<b>17/24</b>	<b>28:28</b>















**RECORD BOOK**  
**2015 SEASON IN REVIEW**

# INDIVIDUAL RECORDS / REGULAR SEASON

## SERVICE

### SEASONS

- 14 Brad Meester (2000-13)
- 11 Josh Scobee (2004-14),
- 11 Jimmy Smith (1995-2005),
- 11 Fred Taylor (1998-2008)
- 10 Mercedes Lewis (2006-15)**
- 10 Rashean Mathis (2003-12),
- 10 Rob Meier (2000-08)
- 9 Mark Brunell (1995-2003),
- 9 Donovan Darius (1998-2006),
- 9 David Garrard (2002-10),
- 9 Greg Jones (2004-12),
- 9 Daryl Smith (2004-12),
- 9 Paul Spicer (2000-08),
- 9 Maurice Williams (2001-09)
- 8 Maurice Jones-Drew (2006-2013),
- 8 Tony Brackens (1996-2003),
- 8 Kyle Brady (1999-2006),
- 8 John Henderson (2002-09),
- 8 Joe Zelenka (2001-08),
- 8 Vince Manuwai (2003-10),
- 8 Tony Boselli (1995-2001),
- 8 Mike Hollis (1995-2001)

### MOST GAMES PLAYED

- 208 Brad Meester (2000-13)
- 171 Jimmy Smith (1995-2005)
- 168 Josh Scobee (2004-14)
- 144 Mercedes Lewis (2006-15),**
- 140 Fred Taylor (1998-2008)
- 138 Rob Meier (2000-09)
- 137 Rashean Mathis (2003-12)
- 128 Joe Zelenka (2001-08)
- 126 Daryl Smith (2004-12)
- 124 John Henderson (2002-09)
- 120 Mark Brunell (1995-2003),
- 120 Kyle Brady (1999-2006),
- 115 Donovan Darius (1998-2006),
- 115 Paul Spicer (2001-08),
- 115 Greg Jones (2004-12)
- 113 Maurice Jones-Drew (2006-2013),
- 110 Vince Manuwai (2003-10)
- 108 Mike Hollis (1995-2001)
- 107 Tony Brackens (1996-2003)
- 106 Maurice Williams (2001-09)
- 104 Montell Owens (2006-12)
- 100 Marcus Stroud (2001-07)

### MOST CONSECUTIVE GAMES PLAYED

- 128 Joe Zelenka (2001-08)
- 119 Josh Scobee (2007-2014)
- 96 Tyson Alualu (2010-15),**
- 96 Bryan Barker (1995-2000)
- 92 Brad Meester (2000-05)
- 89 Brad Meester (2008-2013)
- 88 Jimmy Smith (1995-2000)
- 86 Marcus Stroud (2001-06)
- 82 Mike Hollis (1995-2000),
- 82 John Henderson (2002-06)
- 80 Uche Nwaneri (2008-12)
- 75 Rob Meier (2000-04)
- 74 Ben Coleman (1995-99),
- 74 Rashean Mathis (2003-07)

### MOST STARTS

- 208 Brad Meester (2000-13)
- 150 Jimmy Smith (1995-2005)
- 136 Fred Taylor (1998-2008)
- 129 Mercedes Lewis (2006-15),**
- 129 Rashean Mathis (2003-12)
- 124 Daryl Smith (2004-12),
- 120 John Henderson (2002-09)
- 117 Mark Brunell (1995-2003)
- 115 Donovan Darius (1998-2006)
- 110 Kyle Brady (1999-2006)
- 105 Vince Manuwai (2003-10)
- 100 Maurice Williams (2001-09)
- 92 Keenan McCardell (1996-2001)
- 90 Tony Boselli (1995-2001)

### MOST CONSECUTIVE STARTS

- 92 Brad Meester (9/3/00 - 12/4/05)
- 89 Brad Meester (10/26/08 - 12/22/13)
- 74 Rashean Mathis (9/7/03 - 11/25/07)
- 68 Marcus Stroud (9/8/02 - 10/1/06),
- 68 Vince Manuwai (11/30/03 - 12/23/07)
- 64 Maurice Williams (9/7/03 - 12/31/06),
- 64 Tyson Alualu (9/12/11 - 12/29/13)
- 63 Chris Naeole (9/8/02 - 12/24/05)
- 60 Uche Nwaneri (10/4/09 - 12/23/12)

## SCORING

### MOST POINTS -- CAREER

- 1,022 Josh Scobee (2004-14),  
235 FG, 317 PAT
- 764 Mike Hollis (1995-2001),  
175 FG, 239 PAT
- 486 Maurice Jones-Drew (2006-13),  
81 TD
- 424 Fred Taylor (1998-2008),  
70 TD, 2 2-PT
- 418 Jimmy Smith (1995-2005),  
69 TD, 2 2-PT
- 228 James Stewart (1995-99),  
38 TD
- 190 Keenan McCardell (1996-2001),  
30 TD, 5 2-PT
- 162 Mercedes Lewis (2006-15),  
27 TD
- 120 Stacey Mack (1999-2002),  
20 TD
- 112 Reggie Williams (2004-08),  
18 TD, 2 2-PT

### MOST POINTS -- SEASON

- 134 Mike Hollis (1997), 31 FG, 41 PAT
- 130 Mike Hollis (1999), 31 FG, 37 PAT
- 119 Josh Scobee (2006), 26 FG, 41 PAT
- 117 Mike Hollis (1996), 30 FG, 27 PAT
- 110 Jason Myers (2015), 26 FG, 32 PAT**
- 108 Mike Hollis (1998), 21 FG, 45 PAT
- 107 Josh Scobee (2005), 23 FG, 38 PAT,
- 107 Josh Scobee (2010), 22 FG, 41 PAT
- 105 Mike Hollis (2000), 24 FG, 33 PAT
- 102 Fred Taylor (1998), 17 TD
- 96 Maurice Jones-Drew (2006), 16 TD,
- 96 Maurice Jones-Drew (2009), 16 TD

### MOST POINTS -- GAME

- 30 James Stewart (10/12/97 vs. Phi.), 5 TD
- 24 Fred Taylor (11/19/00 at Pit.), 4 TD,
- 24 Maurice Jones-Drew (12/11/11 vs. T.B.) 4 TD
- 18 Allen Robinson (12/6/15 at Ten.), 3 TD,**
- 18 Jimmy Smith (12/3/95 at Den.), 3 TD,
- 18 Fred Taylor (11/15/98 vs. T.B.), 3 TD,
- 18 Jimmy Smith (9/10/00 at Bal.), 3 TD,
- 18 Mike Hollis (9/10/00 at Bal.), 5 FG, 3 PAT,
- 18 Fred Taylor (12/3/00 vs. Cle.), 3 TD,
- 18 Stacey Mack (9/29/02 vs. N.Y. Jets), 3 TD,
- 18 LaBrandon Toefield (12/24/05 at Hou.), 3 TD,
- 18 Maurice Jones-Drew (12/10/06 vs. Ind.), 3 TD,
- 18 Josh Scobee (11/25/07 vs. Buf.), 5 FG, 3 PAT,
- 18 Maurice Jones-Drew (11/9/08 at Det.), 3 TD,
- 18 Maurice Jones-Drew (9/27/09 at Hou.), 3 TD,
- 18 Maurice Jones-Drew (10/18/09 vs. Stl.), 3 TD,
- 18 Josh Scobee (10/10/10 at Buf.), 5 FG, 3 PAT

### MOST POINTS, ROOKIE -- Season

- 102 Fred Taylor (1998), 17 TD
- 96 Maurice Jones-Drew (2006), 16 TD
- 93 Josh Scobee (2004), 24 FG, 21 PAT
- 90 Seth Marler (2003), 20 FG, 30 PAT
- 36 Allen Hurns (2014), 6 TD
- 32 Justin Blackmon (2012), 5 TD, 1 2-PT

### MOST CONSECUTIVE GAMES SCORING

- 67 Mike Hollis (12/24/95 - 9/10/00)
- 61 Josh Scobee (1/2/05 - 10/4/09)
- 50 Josh Scobee (10/18/09 - 10/28/12)
- 32 Josh Scobee (9/15/13 - 12/28/14)
- 25 Mike Hollis (10/16/00 - 12/30/01)
- 16 Seth Marler (9/7/03 - 12/28/03)
- 14 Mike Hollis (9/3/95 - 12/10/95),
- 14 Josh Scobee (9/12/04 - 12/19/04)

### MOST CONSECUTIVE GAMES

- 8 Fred Taylor (9/20/98 - 11/22/98),
- 8 Maurice Jones-Drew (11/12/06 12/31/06)
- 7 Allen Hurns (9/27/15-11/15/15),**
- 7 Fred Taylor (11/12/00 - 12/23/00)
- 5 Allen Robinson (11/29/15 - 12/27/15),**
- 5 Maurice Jones-Drew (11/4/07 - 12/2/07),
- 5 Maurice Jones-Drew (10/18/09 - 11/22/09)

### MOST TOUCHDOWNS -- Career

- 81 Maurice Jones-Drew (2006-13),  
68 rushing, 11 receiving, 2 KO ret
- 70 Fred Taylor (1998-2008),  
62 rushing, 8 receiving
- 69 Jimmy Smith (1995-2005),  
67 receiving, 1 KO ret, 1 block punt
- 38 James Stewart (1995-99),  
33 rushing, 5 receiving
- 30 Keenan McCardell (1996-2001),  
30 receiving
- 27 Mercedes Lewis (2006-14),  
27 receiving
- 20 Stacey Mack (1999-2002),  
19 rushing, 1 receiving
- 18 Reggie Williams (2004-08),  
18 receiving
- 17 David Garrard (2002-10),  
17 rushing
- 16 Allen Robinson (2014-15),**  
**16 receiving,**
- 16 Allen Hurns (2014-15),**  
**16 receiving**
- 15 Ernest Wilford (2004-07, 2009),  
15 receiving,
- 15 Matt Jones (2005-08),  
15 receiving

### MOST TOUCHDOWNS -- Season

- 17 Fred Taylor (1998),  
14 rushing, 3 receiving
- 16 Maurice Jones-Drew (2006),  
13 rushing, 2 receiving, 1 KO ret,
- 16 Maurice Jones-Drew (2009),  
15 rushing, 1 receiving
- 14 Allen Robinson (2015),**  
**14 receiving,**
- 14 Fred Taylor (2000),  
12 rushing, 2 receiving,
- 14 Maurice Jones-Drew (2008),  
12 rushing, 2 receiving

### MOST TOUCHDOWNS -- Game

- 5 James Stewart (10/12/97 vs. Phi.),  
5 rushing
- 4 Fred Taylor (11/19/00 at Pit.),  
3 rushing, 1 receiving,
- 4 Maurice Jones-Drew (12/11/11 vs T.B.)  
2 rushing, 2 receiving
- 3 10 times, last Allen Robinson**  
**(12/6/15 at Ten.), 3 receiving**

### MOST TOUCHDOWNS BY ROOKIE -- Season

- 17 Fred Taylor (1998),  
14 rushing, 3 receiving
- 16 Maurice Jones-Drew (2006),  
13 rushing, 2 receiving, 1 KO ret
- 6 Allen Hurns (2014), 6 receiving
- 5 Matt Jones (2005), 5 receiving,
- 5 Justin Blackmon (2012), 5 receiving
- 3 James Stewart (1995),  
2 rushing, 1 receiving,
- 3 Elvis Joseph (2001),  
2 receiving, 1 kickoff return,
- 3 LaBrandon Toefield (2003),  
2 rushing, 1 receiving,
- 3 Greg Jones (2004), 3 rushing

### MOST FIELD GOALS -- Career

- 235 Josh Scobee (2004-14),  
291 attempts
- 175 Mike Hollis (1995-2001),  
217 attempts
- 26 Jason Myers (2015), 30 attempts**

### MOST FIELD GOALS -- Season

- 31 Mike Hollis (1997), 36 attempts,
- 31 Mike Hollis (1999), 38 attempts
- 30 Mike Hollis (1996), 36 attempts
- 26 Jason Myers (2015), 30 attempts,**
- 26 Josh Scobee (2006), 32 attempts
- 25 Josh Scobee (2012), 28 attempts
- 24 Mike Hollis (2000), 26 attempts,
- 24 Josh Scobee (2004), 31 attempts
- 23 Josh Scobee (2013), 25 attempts

### MOST FIELD GOALS -- Game

- 5 Mike Hollis (12/1/96 vs. Cin.),  
5 attempts,
- 5 Mike Hollis (11/30/97 vs. Bal.),  
5 attempts,
- 5 Mike Hollis (9/10/00 at Bal.),  
5 attempts,
- 5 Josh Scobee (11/25/07 vs. Buf.),  
5 attempts,
- 5 Josh Scobee (10/10/10 at Buf.),  
5 attempts
- 4 Jason Myers (11/19/15 vs. Ten.),**  
**4 attempts,**
- 4 Mike Hollis (6 games),
- 4 Josh Scobee (6 games),  
last (12/14/15 at Bal.), 5 attempts

### MOST CONSECUTIVE GAMES

- 15 Josh Scobee (11/14/10 - 10/24/11)
- 13 Josh Scobee (10/29/06 - 12/16/07)
- 10 Mike Hollis (9/12/99 - 11/21/99)
- 9 Josh Scobee (11/24/13 - 9/21/14)
- 8 Josh Scobee (9/15/13 - 11/10/13)
- 8 Mike Hollis (12/24/95 - 10/13/96),
- 8 Seth Marler (9/7/03 - 11/2/03),
- 8 Josh Scobee (11/13/05 - 1/1/06),
- 8 Josh Scobee (1/3/10 - 10/24/10)

### MOST CONSECUTIVE FIELD GOALS

- 20 Mike Hollis (11/1/98 - 9/19/99),
- 20 Josh Scobee (11/27/11 - 11/4/12)
- 16 Mike Hollis (10/12/97 - 11/30/97)
- 15 Josh Scobee (10/1/06 - 11/26/06),
- 15 Josh Scobee (9/11/11 - 11/13/11)
- 14 Josh Scobee (12/23/12 - 11/10/13)
- 14 Josh Scobee (9/12/10 - 11/14/10)
- 13 Mike Hollis (9/3/00 - 10/29/00)

### HIGHEST FIELD GOAL PERCENTAGE

- Career (minimum 25 attempts)**
- 86.7 Jason Myers (2015),**  
**26 of 30**
- 80.8 Josh Scobee (2004-14),  
235 of 291
- 80.6 Mike Hollis (1995-2001),  
175 of 217

### Season (minimum 16 attempts)

- 92.3 Mike Hollis (2000), 24 of 26
- 92.0 Josh Scobee (2013), 23 of 25
- 92.0 Josh Scobee (2011), 23 of 25
- 89.3 Josh Scobee (2012), 25 of 28
- 86.7 Jason Myers (2015), 26 of 30**
- 86.1 Mike Hollis (1997), 31 of 36
- 83.3 Mike Hollis (1996), 30 of 36
- 81.6 Mike Hollis (1999), 31 of 38
- 81.3 Josh Scobee (2006), 26 of 32

### LONGEST FIELD GOALS

- 59 Josh Scobee (10/3/10 vs. Indianapolis)
- 58 Jason Myers (9/20/15 vs. Miami)**
- 55 Josh Scobee (12/15/13 vs. Buffalo)
- 55 Josh Scobee (9/18/11 at N.Y. Jets)
- 54 Josh Scobee (10/24/11 vs. Baltimore),
- 53 14 times, last by Jason Myers**  
**(11/15/15 at Baltimore)**



# INDIVIDUAL RECORDS / REGULAR SEASON

## SCORING

### MOST EXTRA POINTS -- Career

317 Josh Scobee (2004-14), 322 attempts  
 239 Mike Hollis (1995-2001), 242 attempts  
**32 Jason Myers (2015), 39 attempts**  
 30 Seth Marler (2003), 30 attempts

### MOST EXTRA POINTS -- Season

45 Mike Hollis (1998), 45 attempts  
 41 Mike Hollis (1997), 41 attempts,  
 41 Josh Scobee (2006), 41 attempts,  
 41 Josh Scobee (2010), 41 attempts  
 38 Josh Scobee (2005), 39 attempts  
 37 Mike Hollis (1999), 37 attempts

### MOST EXTRA POINTS -- Game

7 Josh Scobee (12/23/07 vs. Oak.),  
 7 attempts  
 6 Mike Hollis (11/1/98 at Bal.),  
 6 attempts,  
 6 Mike Hollis (12/3/00 vs. Cle.),  
 6 attempts  
 5 10 times, last Josh Scobee  
 (12/12/10 vs Oak.), 5 attempts

### MOST CONSECUTIVE EXTRA POINTS

220 Mike Hollis (10/22/95 - 12/9/01)  
 82 Josh Scobee (11/8/09 - 1/1/12)  
 59 Josh Scobee (9/12/04 - 1/1/06)  
 58 Josh Scobee (12/16/07 - 11/1/09)  
 55 Josh Scobee (9/10/06 - 12/16/07)  
 39 Josh Scobee (9/16/12 - 12/22/13)  
 30 Seth Marler (9/7/03 - 12/28/03)

### HIGHEST EXTRA-POINT PERCENTAGE

**Career**  
 100.0 Seth Marler (2003), 30 of 30  
 98.8 Mike Hollis (1995-2001), 239 of 242  
 98.4 Josh Scobee (2004-14), 317 of 322

### MOST TWO-POINT CONVERSIONS -- Career

5 Keenan McCardell (1996-2001), 5 pass  
 3 Willie Jackson (1995-97), 3 pass  
 3 Mark Brunell (1995-2003), 3 run  
 3 David Garrard (2002-10), 3 run

### MOST TWO-POINT CONVERSIONS -- Game

1 28 times, last Clay Harbor,  
 (12/27/15 at New Orleans), 1 rec.

## PASSING

### MOST YARDS PASSING -- Career

25,698 Mark Brunell (1995-2003),  
 2,184 of 3,616  
 16,003 David Garrard (2002-10),  
 1,406 of 2,281  
 9,042 Byron Leftwich (2003-06),  
 789 of 1,344  
**7,336 Blake Bortles (2014-15),  
 635 of 1,081**  
 5,817 Chad Henne (2012-14),  
 513 of 889  
 4,357 Blaine Gabbert (2011-13),  
 414 of 777

### MOST YARDS PASSING -- Season

**4,428 Blake Bortles (2015), 338 of 574**  
 \*4,367 Mark Brunell (1996), 353 of 557  
 \*NFL Leader  
 3,640 Mark Brunell (2000), 311 of 512  
 3,620 David Garrard (2008), 335 of 535  
 3,597 David Garrard (2009), 314 of 516  
 3,309 Mark Brunell (2001), 289 of 473  
 3,281 Mark Brunell (1997), 264 of 435

### MOST YARDS PASSING -- Game

432 Mark Brunell (9/22/96 at N.E.),  
 23 of 39  
 421 Mark Brunell (10/20/96 at Stl.),  
 37 of 52  
 386 Mark Brunell (9/10/00 at Bal.),  
 28 of 50  
**381 Blake Bortles (11/8/15 at NYJ),  
 24 of 40**  
 376 Mark Brunell (9/20/98 vs. Bal.),  
 25 of 34

### MOST YARDS PASSING, ROOKIE -- Season

2,908 Blake Bortles (2014), 280 of 475  
 2,819 Byron Leftwich (2003), 239 of 418  
 2,214 Blaine Gabbert (2011), 210 of 413  
 387 Jonathan Quinn (1998), 34 of 64  
 231 David Garrard (2002), 23 of 46

### MOST YARDS PASSING, ROOKIE -- Game

336 Byron Leftwich (10/5/03 vs. S.D.),  
 19 of 28  
 336 Blake Bortles (10/12/14 at Ten.)  
 32 of 46  
 290 Blake Bortles (11/9/14 vs. Dal.)  
 22 of 37  
 288 Byron Leftwich (12/14/03 at N.E.),  
 21 of 40

### MOST PASS ATTEMPTS -- Career

3,616 Mark Brunell (1995-2003),  
 2,184 completions  
 2,281 David Garrard (2002-10),  
 1,406 completions  
 1,344 Byron Leftwich (2003-06),  
 789 completions  
**1,081 Blake Bortles (2014-15),  
 635 completions**  
 889 Chad Henne (2012-14),  
 513 completions

### MOST PASS ATTEMPTS -- Season

**606 Blake Bortles (2015),  
 355 completions**  
 557 Mark Brunell (1996),  
 353 completions  
 535 David Garrard (2008),  
 335 completions  
 516 David Garrard (2009),  
 314 completions

### MOST PASS ATTEMPTS -- Game

54 Byron Leftwich (10/10/04 at S.D.),  
 36 completions  
**53 Blake Bortles (10/18/15 vs. Hou.),  
 30 completions**  
 52 Mark Brunell (10/20/96 at Stl.),  
 37 completions  
 51 Chad Henne (12/29/13 at Ind.),  
 30 completions  
 51 Chad Henne (12/23/12 vs. N.E.),  
 29 completions  
**50 Blake Bortles (9/4/15 at Ind.)  
 28 completions**  
 50 Mark Brunell (9/10/00 at Bal.),  
 28 completions  
 49 Blaine Gabbert (10/28/12 at G.B.)  
 27 completions  
**49 Blake Bortles (11/29/15 vs. S.D.)  
 30 completions**

## PASSING

### MOST PASS ATTEMPTS, ROOKIE -- Season

475 Blake Bortles (2014), 280 comp  
 418 Byron Leftwich (2003), 239 comp  
 413 Blaine Gabbert (2011), 210 comp  
 64 Jonathan Quinn (1998), 34 comp

### MOST PASS ATTEMPTS, ROOKIE -- Game

46 Blake Bortles (10/12/14 at Ten.),  
 32 completions  
 42 Byron Leftwich (10/12/03 vs. Mia.),  
 24 completions,  
 42 Blaine Gabbert (10/2/11 vs. N.O.),  
 16 completions,  
 42 Blaine Gabbert (12/24/11 at Ten.),  
 21 completions  
 41 Blaine Gabbert (11/20/11 at Cle.),  
 22 completions

### MOST PASS COMPLETIONS -- Career

2,184 Mark Brunell (1995-2003),  
 3,616 attempts  
 1,406 David Garrard (2002-10),  
 2,281 attempts  
 789 Byron Leftwich (2003-06),  
 1,344 attempts  
**635 Blake Bortles (2014-15),  
 1,081 attempts**  
 513 Chad Henne (2012-14),  
 889 attempts  
 414 Blaine Gabbert (2011-13),  
 777 attempts

### MOST PASS COMPLETIONS -- Season

**355 Blake Bortles (2015), 606 completions**  
 353 Mark Brunell (1996), 557 attempts  
 335 David Garrard (2008), 535 attempts  
 314 David Garrard (2009), 516 attempts  
 311 Mark Brunell (2000), 512 attempts

### MOST PASS COMPLETIONS -- Game

37 Mark Brunell (10/20/96 at Stl.),  
 52 attempts  
 36 Byron Leftwich (10/10/04 at S.D.),  
 54 attempts  
**30 Blake Bortles (10/18/15 vs. Hou.),  
 53 attempts**  
**30 Blake Bortles (11/29/15 vs. S.D.),  
 49 attempts**  
 30 Chad Henne (12/29/13 at Ind.),  
 51 attempts  
 30 Mark Brunell (10/15/95 vs. Chi.),  
 48 attempts,  
 30 David Garrard (10/18/09 vs. Stl.),  
 43 attempts

### MOST CONSECUTIVE PASS COMPLETIONS

17 David Garrard  
 (11/14/10 vs. Hou. - 11/21/10 vs. Cle.)  
 15 Byron Leftwich  
 (10/17/04 vs. K.C. - 10/24/04 at Ind.)  
 13 Mark Brunell  
 (10/6/96 at New Orleans),  
 13 Mark Brunell  
 (9/7/03 at Carolina)

### MOST PASS COMPLETIONS, ROOKIE -- Season

280 Blake Bortles (2014),  
 475 attempts  
 239 Byron Leftwich (2003),  
 418 attempts  
 210 Blaine Gabbert (2011),  
 413 attempts

### MOST PASS COMPLETIONS, ROOKIE -- Game

32 Blake Bortles (10/12/14 at Ten.),  
 46 attempts  
 29 Blake Bortles (9/28/14 at S.D.),  
 37 attempts  
 24 Byron Leftwich (10/12/03 vs. Mia.),  
 42 attempts  
 22 Blake Bortles (11/9/14 vs. Dal.),  
 37 attempts  
 22 Blake Bortles (10/5/14 vs. Pit.),  
 36 attempts  
 22 Byron Leftwich (11/2/03 at Bal.),  
 34 attempts,  
 22 Blaine Gabbert (11/20/11 at Cle.),  
 41 attempts  
 22 Blake Bortles (11/2/14 at Cin.),  
 33 attempts

### MOST TOUCHDOWN PASSES -- Career

144 Mark Brunell (1995-2003)  
 89 David Garrard (2002-10)  
 51 Byron Leftwich (2003-06)  
**46 Blake Bortles (2014-15)**  
 27 Chad Henne (2012-14)  
 22 Blaine Gabbert (2011-13)  
 12 Quinn Gray (2003-07)  
 4 Steve Beuerlein (1995),  
 4 Jamie Martin (1998-2000)

### MOST TOUCHDOWN PASSES -- Season

**35 Blake Bortles (2015)**  
 23 David Garrard (2010)  
 20 Mark Brunell (1998),  
 20 Mark Brunell (2000),  
 19 Mark Brunell (1996)  
 19 Mark Brunell (2001)

### MOST TOUCHDOWN PASSES -- Game

**5 Blake Bortles (12/6/15 at TEN)**  
 4 Mark Brunell (11/29/98 at CIN),  
 4 Quinn Gray (12/30/07 at HOU),  
 4 David Garrard (10/31/10 at DAL)  
 4 Chad Henne (11/18/12 at HOU)  
**4 Blake Bortles (10/11/15 at T.B.)  
 3 21 times, last Blake Bortles  
 (12/13/15 vs. IND)**

### MOST CONSECUTIVE GAMES WITH A TOUCHDOWN PASS

**15 Blake Bortles (9/13/15 - 12/27/15)**  
 14 Mark Brunell (10/7/01 - 9/15/02)  
 12 Byron Leftwich (11/30/03 - 10/24/04)  
 9 Mark Brunell (10/22/00 - 12/23/00)  
 8 Byron Leftwich (9/25/05 - 11/20/05),  
 8 Mark Brunell (9/17/95 - 11/12/95),  
 8 Mark Brunell (10/19/97 - 12/7/97),  
 8 David Garrard (12/17/06 - 10/14/07),

### MOST TOUCHDOWN PASSES, ROOKIE -- Season

14 Byron Leftwich (2003)  
 12 Blaine Gabbert (2011)  
 11 Blake Bortles (2014)  
 2 Jonathan Quinn (1998)  
 1 David Garrard (2002)

### MOST TOUCHDOWN PASSES, ROOKIE -- Game

2 Byron Leftwich (10/5/03 vs. SD)  
 2 Byron Leftwich (11/30/03 vs. TB)  
 2 Blaine Gabbert (12/5/11 vs. SD)  
 2 Blaine Gabbert (12/11/11 vs. TB)  
 2 Blake Bortles (9/21/14 vs. IND)  
 2 Blake Bortles (11/2/14 at. CIN)

### MOST INTERCEPTIONS THROWN -- Career

86 Mark Brunell (1995-2003),  
 3,616 attempts  
 54 David Garrard (2002-10),  
 2,281 attempts  
 36 Byron Leftwich (2003-06),  
 1,344 attempts  
**35 Blake Bortles (2014-15),  
 1,081 attempts**  
 26 Chad Henne (2012-14),  
 882 attempts  
 24 Blaine Gabbert (2011-13),  
 777 attempts,

### MOST INTERCEPTIONS THROWN -- Season

20 Mark Brunell (1996),  
 557 attempts  
**18 Blake Bortles (2015),  
 606 attempts**  
 17 Blake Bortles (2014),  
 475 attempts  
 16 Byron Leftwich (2003),  
 418 attempts  
 15 David Garrard (2010),  
 366 attempts  
 14 Mark Brunell (2000),  
 512 attempts  
 14 Chad Henne (2013),  
 503 attempts

# INDIVIDUAL RECORDS / REGULAR SEASON

## PASSING

**MOST INTERCEPTIONS THROWN -- Game**

5	Mark Brunell (10/20/96 at Stl.), 52 attempts
4	David Garrard (11/12/06 vs. Hou.), 34 attempts
4	David Garrard (9/19/10 at S.D.), 23 attempts
4	Luke McCown (9/18/11 at N.Y. Jets), 19 attempts

**MOST INTERCEPTIONS THROWN, ROOKIE Season**

17	Blake Bortles (2014), 475 attempts
16	Byron Leftwich (2003), 418 attempts
11	Blaine Gabbert (2011), 413 attempts
3	Jonathan Quinn (1998), 64 attempts
2	David Garrard (2002), 46 attempts
1	Rob Johnson (1995), 7 attempts

**MOST INTERCEPTIONS THROWN, ROOKIE Game**

3	3 times, last by Blake Bortles (10/19/14 vs. Cle.), 31 attempts
2	12 times, last by Blake Bortles (10/26/14 vs. Mia.), 34 attempts

**MOST CONSECUTIVE GAMES WITH NO PASSES INTERCEPTED**

8	David Garrard (9/9/07 - 11/25/07)
6	David Garrard (12/11/05 - 11/5/06)
5	Mark Brunell (12/1/96 - 9/22/97)
5	Mark Brunell (10/11/99 - 11/14/99)

**MOST CONSECUTIVE PASSES WITHOUT AN INTERCEPTION**

209	David Garrard (9/9/07 - 11/25/07)
175	David Garrard (12/4/05 - 11/12/06)
172	Mark Brunell (11/24/96 - 9/28/97)
155	David Garrard (11/22/09 - 12/17/09)
148	Mark Brunell (10/3/99 - 11/21/99)

**LOWEST INTERCEPTION RATE -- Career**  
(minimum 125 attempts)

2.37	Mark Brunell (1995-2003), 86 of 3,616 attempts
2.37	David Garrard (2002-10), 54 of 2,281 attempts
2.68	Byron Leftwich (2003-06), 36 of 1,344 attempts
2.78	Quinn Gray (2003-07), 5 of 180 attempts
2.92	Chad Henne (2012-14), 26 of 889 attempts
3.10	Blaine Gabbert (2011-13), 24 of 777 attempts
3.20	Jonathan Quinn (1998-2001), 4 of 125 attempts

**LOWEST INTERCEPTION RATE -- Season** (minimum 140 attempts)

0.06	David Garrard (2005), 1 of 168 attempts
0.09	David Garrard (2007), 3 of 325 attempts
0.17	Byron Leftwich (2005), 5 of 302 attempts
1.61	Mark Brunell (1997), 7 of 435 attempts
1.68	Mark Brunell (2002), 7 of 416 attempts

**HIGHEST COMPLETION PERCENTAGE Career** (minimum 140 completions)

61.6	David Garrard (2002-10), 1,406 of 2,281 attempts
60.4	Mark Brunell (1995-2003), 2,184 of 3,612 attempts
<b>58.7</b>	<b>Blake Bortles (2014-15), 635 of 1,081 attempts</b>
58.7	Byron Leftwich (2003-06), 789 of 1,344 attempts
57.7	Chad Henne (2012-14), 513 of 889 attempts
56.1	Quinn Gray (2003-07), 101 of 180 attempts

**HIGHEST COMPLETION PERCENTAGE Season** (minimum 70 completions)

64.5	David Garrard (2010), 236 of 366 attempts
64.0	David Garrard (2007), 208 of 325 attempts
63.4	Mark Brunell (1996), 353 of 557 attempts
62.6	David Garrard (2008), 335 of 535 attempts
61.1	Mark Brunell (2001), 289 of 473 attempts
58.9	Blake Bortles (2014), 280 of 475 attempts

**HIGHEST COMPLETION PERCENTAGE Game** (minimum 15 completions)

85.2	Mark Brunell (9/7/03 at Car.), 23 of 27 attempts
83.3	Rob Johnson (8/31/97 at Bal.), 20 of 24 attempts
83.3	Mark Brunell (10/29/00 at Dall.), 20 of 24 attempts
82.8	David Garrard (12/2/07 at Ind.), 24 of 29 attempts
81.0	David Garrard (10/31/10 at Dal.), 17 of 21 attempts
80.0	Mark Brunell (10/6/96 at N.O.), 28 of 35 attempts
80.0	David Garrard (10/10/10 at Buf.), 16 of 20 attempts

**HIGHEST PASSER RATING Career** (minimum 250 attempts)

85.8	David Garrard (2002-10)
85.4	Mark Brunell (1995-2003)
80.5	Byron Leftwich (2003-06)
<b>80.0</b>	<b>Blake Bortles (2014-15)</b>

**HIGHEST PASSER RATING Season** (among qualifiers)

102.2	David Garrard (2007)
#91.2	Mark Brunell (1997) #AFC Leader
90.8	David Garrard (2010)
89.9	Mark Brunell (1998)
89.3	Byron Leftwich (2005)
<b>88.2</b>	<b>Blake Bortles (2015)</b>
85.7	Mark Brunell (2002)

**HIGHEST AVERAGE GAIN PER ATTEMPT Career** (minimum 250 attempts)

7.11	Mark Brunell (1995-2003), 3,612 attempts, 25,698 yards
7.02	David Garrard (2002-10), 2,281 attempts, 16,003 yards
<b>6.80</b>	<b>Blake Bortles (2014-15), 1,081 attempts, 7,336 yards</b>
6.73	Byron Leftwich (2003-06), 1,344 attempts, 9,042 yards
6.50	Blake Bortles (2014-15) 946 attempts, 6,182 yards

**HIGHEST AVERAGE GAIN PER ATTEMPT Season** (minimum 150 attempts)

*7.84	Mark Brunell (1996), 557 attempts, 4,367 yards *NFL Leader
7.72	David Garrard (2007), 325 attempts, 2,509 yards
7.54	Mark Brunell (1997), 435 attempts, 3,281 yards
7.47	David Garrard (2010) 366 attempts, 2,734 yards

**HIGHEST AVERAGE GAIN PER ATTEMPT Game** (minimum 20 attempts)

12.38	David Garrard (10/21/10 at DAL), 21 attempts, 260 yards
12.25	Rob Johnson (8/31/97 at BAL), 24 attempts, 294 yards
12.00	Byron Leftwich (10/5/03 vs. SD), 28 attempts, 336 yards
11.85	Mark Brunell (11/1/98 at BAL), 20 attempts, 237 yards
11.70	Mark Brunell (11/21/99 vs. N.O.), 30 attempts, 351 yards
11.08	Mark Brunell (9/22/96 at N.E.), 39 attempts, 432 yards

**MOST 400-YARD PASSING GAMES -- Career**

2	Mark Brunell (1995-2003)
---	--------------------------

**MOST 400-YARD PASSING GAMES -- Season**

2	Mark Brunell (1996)
---	---------------------

**MOST 300-YARD PASSING GAMES -- Career**

22	Mark Brunell (1995-2003)
<b>7</b>	<b>Blake Bortles (2014-15)</b>
6	David Garrard (2002-10)
5	Chad Henne (2012-14)
4	Byron Leftwich (2003-06)
2	Quinn Gray (2003-07)

**MOST 300-YARD PASSING GAMES -- Season**

6	Blake Bortles (2015)
6	Mark Brunell (1996)
3	Mark Brunell (1997, 1999, 2000)
3	Byron Leftwich (2004)
3	Chad Henne (2013)

**MOST CONSECUTIVE 300-YARD PASSING GAMES**

3	Mark Brunell (11/21/99 - 12/2/99)
<b>2</b>	<b>Blake Bortles (11/29/15 - 12/6/15),</b>
2	Chad Henne (10/13/13 - 10/20/13)
2	Mark Brunell (11/24/96 - 12/1/96)
2	Mark Brunell (9/3/00 - 9/10/00)
2	Byron Leftwich (10/3/04 - 10/10/04)

**LONGEST PASS COMPLETIONS**

<b>90t</b>	<b>Blake Bortles to Allen Robinson (12/27/15 at New Orleans)</b>
84t	Byron Leftwich to Troy Edwards (9/28/03 at Houston)
81t	Chad Henne to Justin Blackmon (11/18/12 at Houston)
<b>80t</b>	<b>Blake Bortles to Allen Hurns (12/13/15 vs. Indianapolis),</b>
80t	Quinn Gray to Reggie Williams (11/4/07 at New Orleans)
80t	Blaine Gabbert to Cecil Shorts III (9/23/12 at Indianapolis)
79t	Mark Brunell to Patrick Johnson (9/15/02 at Kansas City)
78t	Mark Brunell to Fred Taylor (11/1/98 at Baltimore)
75	Mark Brunell to Jimmy Smith (11/9/97 vs. Kansas City)
75	David Garrard to Maurice Jones-Drew (11/21/10 vs. Cleveland)

**LONGEST TOUCHDOWN PASS**

<b>90</b>	<b>Blake Bortles to Allen Robinson (12/27/15 at New Orleans)</b>
84	Byron Leftwich to Troy Edwards (9/28/03 at Houston)
81	Chad Henne to Justin Blackmon (11/18/12 at Houston)
<b>80</b>	<b>Blake Bortles to Allen Hurns (12/13/15 vs. Indianapolis),</b>
80	Quinn Gray to Reggie Williams (11/4/07 at New Orleans)
80	Blaine Gabbert to Cecil Shorts III (9/23/12 at Indianapolis)
79	Mark Brunell to Patrick Johnson (9/15/02 at Kansas City)
78	Mark Brunell to Fred Taylor (11/1/98 at Baltimore)
74	Blaine Gabbert to Jason Hill (10/9/11 vs. Cincinnati)

## RUSHING

**MOST RUSHING YARDS -- Career**

11,271	Fred Taylor (1998-2008), 2,428 attempts
8,071	Maurice Jones-Drew (2006-13), 1,804 attempts
2,951	James Stewart (1995-99), 765 attempts
2,219	Mark Brunell (1995-2002), 429 attempts
1,746	David Garrard (2002-10), 380 attempts
1,498	Stacey Mack (1999-2002), 372 attempts
1,330	Natrone Means (1996-97), 396 attempts
944	Rashad Jennings (2009-12), 224 attempts
911	Greg Jones (2004-12), 270 attempts

**MOST RUSHING YARDS -- Season**

*1,606	Maurice Jones-Drew (2011), 343 attempts *NFL Leader
1,572	Fred Taylor (2003), 345 attempts
1,399	Fred Taylor (2000), 292 attempts
1,391	Maurice Jones-Drew (2009), 312 attempts
1,324	Maurice Jones-Drew (2010), 299 attempts
1,314	Fred Taylor (2002), 287 attempts
1,224	Fred Taylor (2004), 260 attempts
1,223	Fred Taylor (1998), 264 attempts

**MOST RUSHING YARDS -- Game**

234	Fred Taylor (11/19/00 at Pit.), 30 attempts
194	Fred Taylor (12/21/03 vs. N.O.), 34 attempts
186	Maurice Jones-Drew (12/5/10 at Ten.), 31 attempts
183	Fred Taylor (12/6/98 vs. Det.), 32 attempts
181	Fred Taylor (12/3/00 vs. Cle.), 30 attempts
177	Maurice Jones-Drew (11/1/09 at Ten.), 8 attempts
177	Maurice Jones-Drew (9/23/12 at Ind.), 28 attempts
169	Maurice Jones-Drew (1/1/12 vs. Ind.), 25 attempts
166	Maurice Jones-Drew (12/10/06 vs. Ind.), 15 attempts

**MOST RUSHING YARDS, ROOKIE -- Season**

1,223	Fred Taylor (1998), 264 attempts
941	Maurice Jones-Drew (2006), 166 attempts
<b>740</b>	<b>T.J. Yeldon (2015), 156 attempts</b>
525	James Stewart (1995), 137 attempts
419	Blake Bortles (2014), 56 attempts

**MOST RUSHING YARDS, ROOKIE -- Game**

183	Fred Taylor (12/6/98 vs. Det.), 32 attempts
166	Maurice Jones-Drew (12/10/06 vs. Ind.), 15 attempts
131	Maurice Jones-Drew (12/24/06 vs. N.E.), 19 attempts
128	Fred Taylor (9/20/98 vs. Bal.), 23 attempts
128	Fred Taylor (11/15/98 vs. T.B.), 20 attempts

# INDIVIDUAL RECORDS / REGULAR SEASON

## RUSHING

### MOST RUSHING ATTEMPTS -- Career

2,428	Fred Taylor (1998-2008), 11,271 yards
1,804	Maurice Jones-Drew (2006-13), 8,032 yards
765	James Stewart (1995-99), 2,951 yards
429	Mark Brunell (1995-2003), 2,219 yards
396	Natrone Means (1996-97), 1,330 yards
380	David Garrard (2002-10), 1,746 yards
372	Stacey Mack (1999-2002), 1,498 yards

### MOST RUSHING ATTEMPTS -- Season

345	Fred Taylor (2003), 1,572 yards
343	Maurice Jones-Drew (2011), 1,606 yards
312	Maurice Jones-Drew (2009), 1,391 yards
299	Maurice Jones-Drew (2010), 1,324 yards
292	Fred Taylor (2000), 1,399 yards
287	Fred Taylor (2002), 1,314 yards
264	Fred Taylor (1998), 1,223 yards
260	Fred Taylor (2004), 1,224 yards

### MOST RUSHING ATTEMPTS -- Game

37	Fred Taylor (9/25/05 at N.Y. Jets), 98 yards
34	Fred Taylor (12/21/03 vs. N.O.), 194 yards
33	Maurice Jones-Drew (10/18/09 vs. StL.), 133 yards
32	Fred Taylor (12/6/98 vs. Det.), 183 yards
32	Fred Taylor (12/17/00 at Cin.), 110 yards
32	Fred Taylor (11/23/03 at N.Y. Jets), 142 yards
31	Fred Taylor (10/29/00 at Dal.), 107 yards
31	Maurice Jones-Drew (12/5/10 at Ten.), 186 yards

### MOST RUSHING ATTEMPTS, ROOKIE -- Season

264	Fred Taylor (1998), 1,223 yards
<b>182</b>	<b>T.J. Yeldon (2015), 740 yards</b>
166	Maurice Jones-Drew (2006), 941 yards
137	James Stewart (1995), 525 yards
68	Elvis Joseph (2001), 294 yards

### MOST RUSHING ATTEMPTS, ROOKIE -- Game

32	Fred Taylor (12/6/98 vs. Det.), 183 yards
27	Fred Taylor (11/7/98 vs. Cin.), 118 yards
<b>25</b>	<b>T.J. Yeldon (9/20/15 vs. Mia.) 70 yards</b>
25	Fred Taylor (9/27/98 at Ten.), 116 yards
25	Maurice Jones-Drew (12/17/06 at Ten.), 98 yards

### MOST RUSHING TOUCHDOWNS -- Career

68	Maurice Jones-Drew (2006-13)
62	Fred Taylor (1998-2008)
33	James Stewart (1995-99)
19	Stacey Mack (1999-2002)
17	David Garrard (2002-10)
14	Mark Brunell (1995-2003)

### MOST RUSHING TOUCHDOWNS -- Season

15	Maurice Jones-Drew (2009)
14	Fred Taylor (1998)
13	James Stewart (1999)
13	Maurice Jones-Drew (2006)
12	Fred Taylor (2000)
12	Maurice Jones-Drew (2008)

### MOST RUSHING TOUCHDOWNS -- Game

5	James Stewart (10/12/97 vs. Phi.)
3	8 times, last Maurice Jones-Drew (10/18/09 vs. StL.)

### MOST RUSHING TOUCHDOWNS, ROOKIE -- Season

14	Fred Taylor (1998)
13	Maurice Jones-Drew (2006)
3	Greg Jones (2004)
<b>2</b>	<b>T.J. Yeldon (2015),</b>
2	James Stewart (1995)
2	David Garrard (2002)
2	LaBrandon Toefield (2003)
2	Storm Johnson (2014)

### MOST RUSHING TOUCHDOWNS, ROOKIE -- Game

3	Fred Taylor (11/15/98 vs. T.B.)
2	Fred Taylor (10/12/98 vs. Miami)
2	Fred Taylor (12/6/98 vs. Detroit)
2	Fred Taylor (11/9/03 vs. Ind.)
2	David Garrard (10/13/02 at Ten.)
2	Maurice Jones-Drew (10/8/06 vs. N.Y.J.)
2	Maurice Jones-Drew (12/10/06 vs. Ind.)
2	Maurice Jones-Drew (12/24/06 vs. N.E.)

### MOST CONSECUTIVE GAMES WITH A RUSHING TOUCHDOWN

8	Maurice Jones-Drew (11/12/06 - 12/31/06)
5	Maurice Jones-Drew (10/18/09 - 11/22/09)
4	6 times, last Maurice Jones-Drew (11/11/07 - 12/2/07)

### HIGHEST RUSHING AVERAGE

#### Career (minimum 100 attempts)

<b>6.8</b>	<b>Blake Bortles (2014-15) 108 attempts, 729 yards</b>
5.2	Mark Brunell (1995-2003), 429 attempts, 2,219 yards
4.6	David Garrard (2002-10), 380 attempts, 1,746 yards
4.6	Fred Taylor (1998-2008), 2,428 attempts, 11,271 yards
4.5	Maurice Jones-Drew (2006-13), 1,804 attempts, 8,071 yards
4.2	Rashad Jennings (2009-12), 224 attempts, 944 yards
<b>4.1</b>	<b>Denard Robinson (2013-15), 222 attempts, 914 yards</b>
<b>4.1</b>	<b>T.J. Yeldon (2015) 182 attempts, 740 yards</b>
4.0	Stacey Mack (1999-2002), 372 attempts, 1,498 yards

### HIGHEST RUSHING AVERAGE

#### Season (minimum 50 attempts)

7.5	Blake Bortles (2014) 56 attempts, 419 yards
7.2	Mark Brunell (1995), 67 attempts, 480 yards
<b>6.0</b>	<b>Blake Bortles (2015), 52 attempts, 310 yards</b>
5.7	Maurice Jones-Drew (2006), 166 attempts, 941 yards
5.5	Rashad Jennings (2010), 84 attempts, 459 yards
5.4	Fred Taylor (2007), 223 attempts, 1,202 yards

### HIGHEST RUSHING AVERAGE

#### Game (minimum 10 attempts)

11.1	Maurice Jones-Drew (12/10/06 vs. Hou.), 12 for 125 yards
10.4	Maurice Jones-Drew (10/14/07 vs. Ind.), 15 for 166 yards
8.5	Fred Taylor (10/31/99 at Cin.), 15 for 128 yards
7.9	Maurice Jones-Drew (9/24/06 at Ind.), 13 for 103 yards
7.8	Fred Taylor (11/19/00 at Pit.), 30 for 234 yards

### MOST 200-YARD RUSHING GAMES -- Career

1	Fred Taylor (1998-2008)
---	-------------------------

### MOST 200-YARD RUSHING GAMES -- Season

1	Fred Taylor (2000)
---	--------------------

### MOST 100-YARD RUSHING GAMES -- Career

47	Fred Taylor (1998-2008)
27	Maurice Jones-Drew (2006-13)
6	James Stewart (1995-99)
3	Stacey Mack (1999-2002)
<b>2</b>	<b>T.J. Yeldon (2015),</b>
2	Greg Jones (2004-12)
2	Rashad Jennings (2009-12)
2	Denard Robinson (2013-15)

### MOST 100-YARD RUSHING GAMES -- Season

9	Fred Taylor (2000)
7	Fred Taylor (2003)
7	Maurice Jones-Drew (2010)
6	Fred Taylor (1998)
6	Maurice Jones-Drew (2011)
5	Fred Taylor (2002, 2004, 2007)
5	Maurice Jones-Drew (2009)

### MOST CONSECUTIVE 100-YARD RUSHING GAMES

9	Fred Taylor (10/16/00 to 12/17/00)
6	Maurice Jones-Drew (10/31/10 to 12/12/10)
5	Fred Taylor (11/25/07 to 12/23/07)
3	Fred Taylor (11/14/04 to 11/28/04)
3	Stacey Mack (12/16/01 to 12/30/01)
3	Fred Taylor (11/23/03 to 12/7/03)
3	Maurice Jones-Drew (12/15/11 to 1/1/12)

### LONGEST RUNS FROM SCRIMMAGE

80t	Fred Taylor (12/9/07 vs. Carolina)
80t	Maurice Jones-Drew (11/1/09 at Ten.)
79t	Maurice Jones-Drew (11/1/09 at Ten.)
77t	Fred Taylor (10/12/98 vs. Miami)
76	Fred Taylor (12/10/06 vs. Ind.)
76	Fred Taylor (10/14/07 vs. HOU)
74t	Maurice Jones-Drew (12/24/06 vs. N.E.)
74t	Rashad Jennings (12/12/10 vs. Oak.)

### LONGEST TOUCHDOWN RUNS

80	Fred Taylor (12/9/07 vs. Carolina)
80	Maurice Jones-Drew (11/1/09 at Ten.)
79	Maurice Jones-Drew (11/1/09 at Ten.)
77	Fred Taylor (10/12/98 vs. Miami)
77	Fred Taylor (10/12/98 vs. Miami)
74	Maurice Jones-Drew (12/24/06 vs. N.E.)
74	Rashad Jennings (12/12/10 vs. Oak.)
71	Fred Taylor (10/30/05 at St. Louis)
70	Fred Taylor (11/15/98 vs. Tampa Bay)

### MOST RECEPTIONS -- Career

862	Jimmy Smith (1995-2005), 12,287 yards, 67 TD
499	Keenan McCardell (1996-2001), 6,393 yards, 30 TD
335	Maurice Jones-Drew (2006-13), 2,873 yards, 11 TD
<b>329</b>	<b>Mercedes Lewis (2006-15), 3,957 yards, 27 TD</b>
286	Fred Taylor (1998-2008), 2,361 yards, 8 TD
241	Kyle Brady (1999-2006), 2,500 yards, 13 TD
191	Pete Mitchell (1995-98, 2002), 2,091 yards, 11 TD

## RECEIVING

### MOST RECEPTIONS -- Season

*116	Jimmy Smith (1999), 1,636 yards, 6 TD *NFL Leader
112	Jimmy Smith (2001), 1,373 yards, 8 TD
94	Keenan McCardell (2000), 1,207 yards, 5 TD
93	Keenan McCardell (2001), 1,110 yards, 6 TD
91	Jimmy Smith (2000), 1,213 yards, 8 TD
85	Keenan McCardell (1996), 1,129 yards, 3 TD
85	Keenan McCardell (1997), 1,164 yards, 5 TD

### MOST RECEPTIONS -- Game

16	Keenan McCardell (10/20/96 at StL.), 232 yards
15	Jimmy Smith (9/10/00 at Bal.), 291 yards, 3 TD
14	Justin Blackmon (10/13/13 at DEN) 190 yards
14	Jimmy Smith (1/2/00 vs. Cin.), 165 yards
<b>11</b>	<b>Allen Hurns (10/4/15 at Ind.), 116 yards, 1 TD</b>
11	Keenan McCardell (12/7/97 vs. N.E.), 152 yards, 2 TD
11	Keenan McCardell (10/8/00 vs. Pit.), 137 yards, 1 TD
11	Keenan McCardell (12/23/00 at N.Y.G.), 131 yards

### MOST RECEPTIONS, ROOKIE -- Season

64	Justin Blackmon (2012), 865 yards, 5 TD
51	Ace Sanders (2013) 484 yards, 1 TD
51	Allen Hurns (2014), 677 yards, 6 TD
48	Allen Robinson (2014), 548 yards, 2 TD
48	Mike Thomas (2009), 453 yards, 1 TD
46	Maurice Jones-Drew (2006), 436 yards, 2 TD
44	Fred Taylor (1998), 421 yards, 3 TD
41	Pete Mitchell (1995), 527 yards, 2 TD
37	Marqise Lee (2014), 422 yards, 1 TD

### MOST RECEPTIONS, ROOKIE -- Game

10	Pete Mitchell (11/19/95 at T.B.), 161 yards, 1 TD
9	Fred Taylor (9/20/98 vs. Bal.), 85 yards
8	Allen Robinson (10/12/14 at Ten.), 68 yards
8	Ace Sanders (12/01/13 at Cle), 67 yards
8	Ace Sanders (11/17/13 vs. ARI), 61 yards
8	Zach Miller (1/3/10 at Cle.), 69 yards, 2 TD
7	Rashad Greene (9/13/15 vs. CAR) 28 yards, 1 TD
7	Allen Hurns (11/2/14 at Cin.), 112 yards, 2 TD
7	Allen Robinson (9/21/14 vs. Ind.) 79 yards
7	Fred Taylor (12/13/98 vs. Ten.), 32 yards
7	Maurice Jones-Drew (10/22/06 at Hou.), 58 yards
7	Justin Blackmon (11/18/12 at Hou.), 236 yards
7	Justin Blackmon (12/23/12 vs. N.E.), 79 yards



# INDIVIDUAL RECORDS / REGULAR SEASON

## RECEIVING

### MOST RECEIVING YARDS -- Career

12,287	Jimmy Smith (1995-2005), 862 receptions, 67 TD
6,393	Keenan McCardell (1996-2001), 499 receptions, 30 TD
<b>4,015</b>	<b>Marcedes Lewis (2006-15), 331 receptions, 27 TD</b>
2,873	Maurice Jones-Drew (2006-13), 335 receptions, 11 TD
2,500	Kyle Brady (1999-2006), 241 receptions, 13 TD
2,361	Fred Taylor (1998-2008), 286 receptions, 8 TD
2,343	Cecil Shorts III (2011-14), 176 receptions, 12 TD
2,322	Reggie Williams (2004-08), 189 receptions, 18 TD
2,153	Matt Jones (2005-08), 166 receptions, 15 TD

### MOST RECEIVING YARDS -- Season

1,636	Jimmy Smith (1999), 116 receptions, 6 TD
<b>1,400</b>	<b>Allen Robinson (2015), 80 receptions, 14 TD</b>
1,373	Jimmy Smith (2001), 112 receptions, 8 TD
1,324	Jimmy Smith (1997), 82 receptions, 4 TD
1,244	Jimmy Smith (1996), 83 receptions, 7 TD

### MOST RECEIVING YARDS -- Game

291	Jimmy Smith (9/10/00 at Bal.), 15 receptions, 3 TD
236	Justin Blackmon (11/18/12 at Hou.), 7 receptions, 1 TD
232	Keenan McCardell (10/20/96 at Stl.), 16 receptions
220	Jimmy Smith (11/21/99 vs. N.O.), 9 receptions, 1 TD
190	Justin Blackmon (10/13/13 at DEN), 14 receptions
165	Jimmy Smith (1/2/00 vs. Cin.), 14 receptions
164	Jimmy Smith (9/22/97 vs. Pit.), 10 receptions, 1 TD

### MOST RECEIVING YARDS, ROOKIE -- Season

865	Justin Blackmon (2012), 64 receptions, 5 TD
677	Allen Hurns (2014), 51 receptions, 6 TD
548	Allen Robinson (2014), 48 receptions, 2 TD
527	Pete Mitchell (1995), 41 receptions, 2 TD
484	Ace Sanders (2013), 51 receptions, 1 TD
453	Mike Thomas (2009), 48 receptions, 1 TD
436	Maurice Jones-Drew (2006), 46 rec., 2 TD
432	Matt Jones (2005), 36 receptions, 5 TD

### MOST RECEIVING YARDS, ROOKIE -- Game

236	Justin Blackmon (11/18/12 at Hou.), 7 receptions, 1 TD
161	Pete Mitchell (11/19/95 at T.B.), 10 receptions, 1 TD
117	Matt Jones (11/13/05 vs. Bal.), 5 receptions, 1 TD
112	Allen Hurns (11/2/14 at Cin.), 7 receptions, 2 TD
110	Allen Hurns (9/7/14 at Phi.), 4 receptions, 2 TDs

### MOST RECEIVING TOUCHDOWNS -- Career

67	Jimmy Smith (1995-2005), 862 receptions
30	Keenan McCardell (1996-2001), 499 receptions
27	Marcedes Lewis (2006-14), 307 receptions
18	Reggie Williams (2004-08), 189 receptions
<b>16</b>	<b>Allen Robinson (2014-15), 128 receptions,</b>
<b>16</b>	<b>Allen Hurns (2014-15), 115 receptions</b>
15	Matt Jones (2005-08), 181 receptions
15	Ernest Wilford (2004-07, 2009-10), 153 receptions

### MOST RECEIVING TOUCHDOWNS -- Season

<b>14</b>	<b>Allen Robinson (2015), 80 rec.</b>
<b>10</b>	<b>Allen Hurns (2015), 64 rec.,</b>
10	Reggie Williams (2007), 38 rec.,
10	Marcedes Lewis (2010), 58 rec.
8	Jimmy Smith (1998), 78 rec.,
8	Jimmy Smith (2000), 91 rec.,
8	Jimmy Smith (2001), 112 rec.

### MOST RECEIVING TOUCHDOWNS -- Game

3	Jimmy Smith (9/10/00 at Bal.), 15 rec.,
<b>3</b>	<b>Allen Robinson (12/6/15 at Ten.), 10 rec.</b>
2	28 times, last Allen Robinson, (9/20/15 vs. Mia.), 6 rec.

### MOST RECEIVING TOUCHDOWNS BY A ROOKIE -- Season

6	Allen Hurns (2014), 51 receptions
5	Matt Jones (2005), 36 receptions,
5	Justin Blackmon (2012), 64 receptions
3	Fred Taylor (1998), 44 receptions

### MOST CONSECUTIVE GAMES WITH A RECEPTION

80	Jimmy Smith (10/29/95 - 10/22/00)
76	Jimmy Smith (9/9/01 - 1/1/06)
65	Maurice Jones-Drew (12/10/06 - 12/19/10)
49	Keenan McCardell (12/28/98 - 1/6/02)
40	Keenan McCardell (9/1/96 - 11/1/98)

### MOST CONSECUTIVE GAMES WITH A RECEIVING TOUCHDOWN

<b>7</b>	<b>Allen Hurns (9/27/15 - 11/15/15)</b>
<b>5</b>	<b>Allen Robinson (11/29/15 - 12/27/15)</b>
<b>4</b>	<b>Julius Thomas (11/19/15 - 12/13/15)</b>
4	Reggie Williams (12/9/07 - 12/30/07)
4	Cecil Shorts III (11/8/12 - 12/2/12)
4	Marcedes Lewis (12/1/13 - 12/22/13)
3	10 times, last Allen Hurns (10/11/15 - 10/25/15)

### HIGHEST AVERAGE PER RECEPTION Career (minimum 40 receptions)

<b>15.2</b>	<b>Allen Robinson (2014-15), 128 receptions, 1,948 yards</b>
<b>14.9</b>	<b>Allen Hurns (2014-15), 115 receptions, 1,708 yards</b>
14.3	Jimmy Smith (1995-2005), 862 receptions, 12,287 yards
13.9	Ernest Wilford (2004-07, 2009-10), 153 receptions, 2,120 yards
13.8	Justin Blackmon (2012-13), 93 receptions, 1,280 yards
13.5	Mike Sims-Walker (2008-11), 123 receptions, 1,659 yards

### HIGHEST AVERAGE PER RECEPTION Season (minimum 20 receptions)

17.8	Cecil Shorts III (2012), 55 receptions, 979 yards
<b>17.5</b>	<b>Allen Robinson (2015), 80 receptions, 1,400 yards</b>
16.6	Ernest Wilford (2005), 41 receptions, 681 yards,
16.6	Reggie Williams (2007), 38 receptions, 629 yards
<b>16.1</b>	<b>Allen Hurns (2015), 64 receptions, 1,031 yards</b>

### HIGHEST AVERAGE PER RECEPTION Game (minimum 4 receptions)

33.7	Justin Blackmon (11/18/12 at Hou.), 7 receptions, 236 yards
29.5	Ernest Wilford (12/24/05 at Hou.), 4 receptions, 118 yards
28.8	Andre Rison (9/22/96 at N.E.), 4 receptions, 115 yards
28.0	Jimmy Smith (11/9/97 vs. K.C.), 4 receptions, 112 yards

### HIGHEST AVERAGE PER RECEPTION, ROOKIE -- Season (minimum 20 receptions)

13.5	Justin Blackmon (2012), 64 receptions, 865 yards
13.3	Allen Hurns (2014), 51 receptions, 677 yards
12.9	Pete Mitchell (1995), 41 receptions, 527 yards
12.0	Matt Jones (2005), 36 receptions, 432 yards
11.4	Allen Robinson (2014), 48 receptions, 548 yards

### HIGHEST AVERAGE PER RECEPTION, ROOKIE -- Game (minimum 4 receptions)

33.7	Justin Blackmon (11/18/12 at Hou.), 7 receptions, 236 yards
27.5	Allen Hurns (9/7/14 at Phi.), 4 receptions, 110 yards
23.4	Matt Jones (11/13/05 vs. Bal.), 5 receptions, 117 yards
16.8	Justin Blackmon (10/28/12 at G.B.), 4 receptions, 67 yards
16.4	Allen Robinson (10/26/14 vs. Mia.), 5 receptions, 82 yards
16.1	Pete Mitchell (11/19/95 at T.B.), 10 receptions, 161 yards
16.0	Allen Hurns (11/2/14 at Cin.), 7 receptions, 112 yards

### MOST 200-YARD RECEIVING GAMES -- Career

2	Jimmy Smith (1995-2005)
---	-------------------------

### MOST 200-YARD RECEIVING GAMES -- Season

1	Keenan McCardell (1996),
1	Jimmy Smith (1999),
1	Jimmy Smith (2000),
1	Justin Blackmon (2012)

### MOST 100-YARD RECEIVING GAMES -- Career

46	Jimmy Smith (1995-2005)
19	Keenan McCardell (1996-2001)
<b>7</b>	<b>Allen Hurns (2014-15)</b>
7	Cecil Shorts III (2011-14)
<b>6</b>	<b>Allen Robinson (2014-15),</b>
6	Matt Jones (2005-08)

### MOST 100-YARD RECEIVING GAMES -- Season

9	Jimmy Smith (1999)
<b>6</b>	<b>Allen Robinson (2015),</b>
6	Jimmy Smith (1997),
6	Jimmy Smith (2001)
5	Jimmy Smith (1998),
5	Jimmy Smith (2000),
5	Keenan McCardell (2000)

### MOST 100-YARD RECEIVING GAMES, ROOKIE -- Season

2	Allen Hurns (2014)
1	Pete Mitchell (1995),
1	Matt Jones (2005),
1	Justin Blackmon (2012)

### MOST CONSECUTIVE 100-YARD RECEIVING GAMES

3	Jimmy Smith (8/31/97 - 9/22/97),
3	Jimmy Smith (11/9/97 - 11/23/97),
3	Jimmy Smith (11/29/98 - 12/13/98),
3	Jimmy Smith (9/12/99 - 9/26/99),
3	Jimmy Smith (11/21/99 - 12/2/99),
3	Jimmy Smith (12/19/99 - 1/2/00)

### LONGEST RECEPTIONS

<b>90t</b>	<b>Allen Robinson from Blake Bortles (12/27/15 at New Orleans)</b>
84t	Troy Edwards from Byron Leftwich (9/28/03 at Houston)
81t	Justin Blackmon from Chad Henne (11/18/12 at Houston)
<b>80t</b>	<b>Allen Hurns from Blake Bortles (12/13/15 vs. Indianapolis)</b>
80t	Reggie Williams from Quinn Gray (11/4/07 at New Orleans)
80t	Cecil Shorts III from Blaine Gabbert (9/23/12 at Indianapolis)
79t	Patrick Johnson from Mark Brunell (9/15/02 at Kansas City)

### LONGEST TOUCHDOWN RECEPTIONS

<b>90</b>	<b>Allen Robinson from Blake Bortles (12/27/15 at New Orleans)</b>
84	Troy Edwards from Byron Leftwich (9/28/03 at Houston)
81	Justin Blackmon from Chad Henne (11/18/12 at Houston)
<b>80</b>	<b>Allen Hurns from Blake Bortles (12/13/15 vs. Indianapolis)</b>
80	Reggie Williams from Quinn Gray (11/4/07 at New Orleans),
80	Cecil Shorts III from Blaine Gabbert (9/23/12 at Indianapolis)
79	Patrick Johnson from Mark Brunell (9/15/02 at Kansas City)
78	Fred Taylor from Mark Brunell (11/1/98 at Baltimore)
74	Jason Hill from Blaine Gabbert (10/9/11 vs. Cincinnati)

## YARDS FROM SCRIMMAGE

(rushing and receiving)

### YARDS FROM SCRIMMAGE -- Career

13,632	Fred Taylor (1998-2008), 11,271 rushing, 2,361 receiving
12,286	Jimmy Smith (1995-2005), -1 rushing, 12,287 receiving
10,944	Maurice Jones-Drew (2006-13), 8,071 rushing, 2,873 receiving
6,393	Keenan McCardell (1996-2001), 0 rushing, 6,393 receiving
<b>4,015</b>	<b>Marcedes Lewis (2006-15) 0 rushing, 4,015 receiving</b>
3,804	James Stewart (1995-99), 2,951 rushing, 853 receiving

### YARDS FROM SCRIMMAGE -- Season

1,980	Maurice Jones-Drew (2011), 1,606 rushing, 374 receiving
1,942	Fred Taylor (2003), 1,572 rushing, 370 receiving
1,765	Maurice Jones-Drew (2009), 1,391 rushing, 374 receiving
1,722	Fred Taylor (2002), 1,314 rushing, 408 receiving
1,644	Fred Taylor (1998), 1,223 rushing, 421 receiving
1,641	Maurice Jones-Drew (2010), 1,324 rushing, 317 receiving

### YARDS FROM SCRIMMAGE -- Game

291	Jimmy Smith (9/10/00 at Baltimore), 0 rushing, 291 receiving
248	Fred Taylor (11/19/00 at Pittsburgh), 234 rushing, 14 receiving
237	Fred Taylor (9/29/02 at N.Y. Jets), 142 rushing, 95 receiving
236	Justin Blackmon (11/18/12 at Hou.), 0 rushing, 236 receiving
232	Keenan McCardell (10/20/96 at Stl.), 0 rushing, 232 receiving
225	Fred Taylor (12/21/03 vs. N.O.), 194 rushing, 31 receiving
220	Jimmy Smith (11/21/99 vs. N.O.), 0 rushing, 220 receiving
220	Maurice Jones-Drew (11/21/10 vs. Cle.), 133 rushing, 87 receiving

### YARDS FROM SCRIMMAGE By Rookie -- Season

1,644	Fred Taylor (1998), 1,223 rushing, 421 receiving
1,377	Maurice Jones-Drew (2006), 941 rushing, 436 receiving
<b>1,019</b>	<b>T.J. Yeldon (2015), 740 rushing, 279 receiving</b>
888	Justin Blackmon (2012), 23 rushing, 865 receiving
715	James Stewart (1995), 525 rushing, 190 receiving
677	Allen Hurns (2014), 677 receiving



# INDIVIDUAL RECORDS / REGULAR SEASON

## ALL-PURPOSE YARDS

(rushing, receiving and returns)

### ALL PURPOSE YARDS -- Career

13,632	Fred Taylor (1998-2008), 11,271 rush, 2,361 receiving, 0 ret.
13,131	Maurice Jones-Drew (2006-13), 8,071 rush, 2,873 receiving, 2,187 ret.
12,875	Jimmy Smith (1995-2005), -1 rush, 12,287 receiving, 589 ret.
6,495	Keenan McCardell (1996-2001), 0 rush, 6,393 receiving, 102 ret.
3,804	James Stewart (1995-99), 2,951 rush, 853 receiving, 0 ret.

### ALL PURPOSE YARDS -- Season

2,250	Maurice Jones-Drew (2006), 941 rushing, 436 receiving, 873 ret.
2,014	Maurice Jones-Drew (2007), 768 rushing, 407 receiving, 839 ret.
1,980	Maurice Jones-Drew (2011) 1,606 rush, 374 receiving, 0 ret.
1,942	Fred Taylor (2003), 1,572 rushing, 370 receiving, 0 ret.
1,886	Maurice Jones-Drew (2009), 1,391 rush, 374 receiving, 121 ret.
1,739	Maurice Jones-Drew (2008), 824 rush, 565 receiving, 350 ret.

### ALL PURPOSE YARDS -- Game

303	Maurice Jones-Drew (12/10/06 vs. Ind.), 166 rush, 15 receiving, 122 ret.
291	Jimmy Smith (9/10/00 at BAL), 0 rush, 291 receiving, 0 ret.
260	Maurice Jones-Drew (10/14/07 vs. Hou.), 125 rush, 59 receiving, 76 ret.
248	Fred Taylor (11/19/00 at PIT), 234 rush, 14 receiving, 0 ret.
244	Maurice Jones-Drew (9/24/06 at Ind.), 103 rush, 32 receiving, 109 ret.

### ALL PURPOSE YARDS -- By Rookie, Season

2,250	Maurice Jones-Drew (2006), 941 rush, 436 receiving, 873 ret.
1,644	Fred Taylor (1998), 1,223 rush, 421 receiving, 0 ret.
1,418	Deji Karim (2010), 160 rush, 10 receiving, 1,248 ret.
1,301	Mike Thomas (2009), 86 rush, 453 receiving, 762 ret.
993	Derrick Wimbush (2005) 12 rush, 26 receiving, 955 ret.
986	Alvin Pearman (2005) 149 rush, 240 receiving, 597 ret.

## PUNTING

### MOST PUNTS -- Career

456	Bryan Barker (1995-2000), 43.5 avg.
424	Chris Hanson (2001-06), 42.9 avg.
<b>360</b>	<b>Bryan Anger (2012-15), 46.8 avg.</b>
229	Adam Podlesh (2007-10), 42.6 avg.

### MOST PUNTS -- Season

95	Bryan Anger (2013), 45.7 average
94	Bryan Anger (2014), 47.5 average
91	Bryan Anger (2012), 47.8 average
85	Bryan Barker (1998), 45.0 average
84	Chris Hanson (2004), 42.8 average
82	Bryan Barker (1995), 43.8 average,
82	Chris Hanson (2001), 43.6 average,

### MOST PUNTS -- Game

11	Bryan Anger (09/08/13 vs. KC), 556 yards
10	Adam Podlesh (11/16/08 vs. Ten.), 409 yards
9	Bryan Barker (10/29/95 at Pit.), 369 yards,
9	Bryan Barker (11/14/99 vs. Bal.), 383 yards,
9	Bryan Barker (9/25/00 at Ind.), 389 yards,
9	Chris Hanson (9/19/04 vs. Den.), 397 yards,
9	Chris Hanson (10/16/05 at Pit.), 422 yards,
9	Nick Harris (11/27/11 vs. Hou.), 380 yards,
9	Nick Harris (12/24/11 at Ten.), 406 yards,
9	Bryan Anger (9/16/12 vs. Hou.), 462 yards,
9	Bryan Anger (10/21/12 at Oak.), 379 yards

### HIGHEST GROSS PUNTING AVERAGE

<b>46.8</b>	<b>Bryan Anger (2012-15), 360 punts</b>
43.5	Bryan Barker (1995-2000), 456 punts
42.9	Chris Hanson (2001-06), 424 punts
42.7	Nick Harris (2011), 72 punts
42.6	Adam Podlesh (2007-10), 229 punts

### HIGHEST GROSS PUNTING AVERAGE

<b>46.3</b>	<b>Bryan Anger (2015), 80 punts</b>
45.7	Chris Hanson (2001-06), 424 punts
45.0	Bryan Barker (1998), 85 punts
44.9	Bryan Barker (1997), 66 punts
44.2	Chris Hanson (2002), 81 punts
43.8	Bryan Barker (1995), 82 punts,

### HIGHEST GROSS PUNTING AVERAGE

<b>56.3</b>	<b>Bryan Anger (10/11/15 at T.B.), 4 punts</b>
53.8	Bryan Barker (10/19/97 at Dal.), 5 punts
53.5	Bryan Anger (9/9/12 at Min.), 4 punts,
53.5	Bryan Anger (9/23/12 at Ind.), 6 punts
53.4	Bryan Anger (12/14/14 at Bal.), 5 punts
53.2	Chris Hanson (9/29/02 vs. N.Y. Jets), 5 punts

### HIGHEST NET PUNTING AVERAGE

<b>40.5</b>	<b>Bryan Anger (2012-15), 360 punts</b>
37.9	Nick Harris (2011), 72 punts
37.8	Adam Podlesh (2007-10), 229 punts
37.2	Bryan Barker (1995-2000), 456 punts
35.9	Chris Hanson (2001-06), 424 punts

### HIGHEST NET PUNTING AVERAGE

<b>40.8</b>	<b>Bryan Anger (2012), 91 punts</b>
40.5	Bryan Anger (2013), 95 punts
39.6	Bryan Anger (2014), 94 punts
<b>39.5</b>	<b>Bryan Anger (2015), 80 punts</b>
39.2	Adam Podlesh (2010), 57 punts
38.8	Bryan Barker (1997), 66 punts
*38.6	Bryan Barker (1995), 82 punts
	*NFL Leader
38.5	Bryan Barker (1998), 85 punts

## PUNTING

### HIGHEST NET PUNTING AVERAGE

<b>50.5</b>	<b>Bryan Anger (11/4/12 vs. Det.), 4 punts</b>
49.8	Adam Podlesh (12/23/07 vs. Oak.), 4 punts
48.2	Chris Hanson (11/10/02 vs. Was.), 5 punts
47.4	Bryan Anger (12/16/12 at Mia.), 5 punts

### LONGEST PUNTS

83	Bryan Barker (10/11/99 at N.Y. Jets), net 72
76	Adam Podlesh (10/28/07 at T.B.), net 76
74	Chris Hanson (11/20/05 at Ten.), net 74
73	Bryan Anger (11/4/12 vs. Det.), net 73
69	Bryan Anger (12/14/14 at Bal.), net 47
69	Chris Hanson (9/12/04 at Buf.), touchback
66	Bryan Anger (11/39/14 vs. NYG), net 43
66	Bryan Anger (9/23/12 at Ind.), touchback
65	Bryan Barker (10/18/98 at Buf.), touchback,
65	Bryan Barker (10/1/00 vs. Pit.), net 52,
65	Matt Turk (9/11/11 vs. Ten.), touchback,
65	Bryan Anger (10/7/12 vs. Chi.), net 61,
65	Bryan Anger (11/25/12 vs. Ten.), net 53,
65	Bryan Anger (12/23/12 vs. N.E.), net 49

### MOST PUNTS INSIDE THE 20 -- Career (minimum 50 punts)

151	Bryan Barker (1995-2000)
136	Chris Hanson (2001-06)
<b>113</b>	<b>Bryan Anger (2011-15)</b>
75	Adam Podlesh (2007-10)

### MOST PUNTS INSIDE THE 20 -- Season

33	Chris Hanson (2005)
32	Bryan Barker (1999)
31	Bryan Anger (2012)
31	Bryan Anger (2013)
29	Bryan Barker (2000)
28	Chris Hanson (2004)
28	Bryan Barker (1998)

### MOST PUNTS INSIDE THE 20 -- Game

8	Bryan Barker (11/14/99 vs. Bal.)
6	Bryan Anger (11/17/13 vs. Ari.)
6	Bryan Barker (10/3/99 vs. Pit.)
5	Bryan Barker (11/9/97 vs. K.C.)
<b>5</b>	<b>Bryan Anger (10/5/15 at Ind.)</b>

### FEWEST TOUCHBACKS -- Career

<b>(minimum 50 punts)</b>	
5	Nick Harris (2011), 72 punts,
19	Adam Podlesh (2007-10), 229 punts
<b>27</b>	<b>Bryan Anger (2012-15), 360 punts</b>
43	Bryan Barker (1995-2000), 456 punts
50	Chris Hanson (2001-06), 424 punts

### FEWEST TOUCHBACKS -- Season

2	Adam Podlesh (2007), 54 punts
3	Steve Weatherford (2008), 21 punts
5	6 times, last Bryan Anger (2012), 91 punts

### MOST CONSECUTIVE PUNTS WITHOUT A BLOCK

456	Bryan Barker (1995-2000)
229	Adam Podlesh (2007-10)
168	Chris Hanson (2001-03)

## PUNT RETURNS

### MOST PUNT RETURNS -- Career

146	Reggie Barlow (1996-2000), 1,581 yards
81	Alvin Pearman (2005-06, 2008), 693 yards
75	Mike Thomas (2009-12), 620 yards
57	Ace Sanders (2013-14), 367 yards
42	David Allen (2003-04), 468 yards

### MOST PUNT RETURNS -- Season

49	Alvin Pearman (2005), 410 yards
43	Reggie Barlow (1998), 555 yards
38	Reggie Barlow (1999), 414 yards,
38	Damon Gibson (2001), 333 yards
36	Reggie Barlow (1997), 412 yards

### MOST PUNT RETURNS -- Game

7	Alvin Pearman (11/13/05 vs. Bal.), 59 yards,
7	Alvin Pearman (12/18/05 vs. S.F.), 45 yards
6	Ace Sanders (11/17/13 vs. Ari.), 48 yards
6	Reggie Barlow (9/20/98 vs. Bal.), 81 yards,
6	Reggie Barlow (11/14/99 vs. Bal.), 73 yards,
6	Reggie Barlow (12/3/00 vs. Cle.), 64 yards,
6	R. Jay Soward (10/8/00 vs. Bal.), 38 yards,
6	David Allen (12/7/03 vs. Hou.), 55 yards

### MOST PUNT RETURN YARDS -- Career

1,581	Reggie Barlow (1996-2000), 146 returns
693	Alvin Pearman (2005-06, 2008), 81 returns
620	Mike Thomas (2009-12), 75 returns
468	David Allen (2003-04), 42 returns
367	Ace Sanders (2013-14), 57 returns

### MOST PUNT RETURN YARDS -- Season

555	Reggie Barlow (1998), 43 returns
414	Reggie Barlow (1999), 38 returns
412	Reggie Barlow (1997), 36 returns
410	Alvin Pearman (2005), 49 returns
358	Mike Thomas (2010), 34 returns

### MOST PUNT RETURN YARDS -- Game

134	Reggie Barlow (9/13/98 vs. K.C.), 3 ret.
99	Mike Thomas (12/18/10 at Ind.), 4 ret.
82	Desmond Howard (9/24/95 vs. G.B.), 4 ret.
81	Reggie Barlow (9/20/98 vs. Bal.), 6 ret.
80	Reggie Barlow (11/21/99 vs. N.O.), 2 ret.

### MOST PUNT RETURN TOUCHDOWNS -- Career

2	Reggie Barlow (1996-2000)
<b>1</b>	<b>Rashad Greene (2015),</b>
1	Bobby Shaw (2002),
1	Mike Thomas (2009-12)

### MOST PUNT RETURN TOUCHDOWNS -- Season

<b>1</b>	<b>Rashad Greene (2015)</b>
1	Reggie Barlow (1998, 1999),
1	Bobby Shaw (2002),
1	Mike Thomas (2010)

### MOST PUNT RETURN TOUCHDOWNS -- Game

<b>1</b>	<b>Rashad Greene (12/13/15 vs. IND), 73 yds.</b>
1	Reggie Barlow (9/13/98 vs. K.C.), 85 yds,
1	Reggie Barlow (11/21/99 vs. N.O.), 74 yds,
1	Bobby Shaw (10/6/02 vs. Phi.), 69 yds,
1	Mike Thomas (12/18/10 at Ind.), 78 yds.

# INDIVIDUAL RECORDS / REGULAR SEASON

## PUNT RETURNS

### LONGEST PUNT RETURNS

85t	Reggie Barlow (9/13/98 vs. K.C.)
78t	Mike Thomas (12/18/10 at Ind.)
74t	Reggie Barlow (11/21/99 vs. N.O.)
<b>73t</b>	<b>Rashad Greene (12/13/15 vs. Ind.)</b>
69t	Bobby Shaw (10/6/02 vs. Phi.)
<b>63</b>	<b>Rashad Greene (11/19/15 vs. Ten.)</b>
60	Chris Hudson (10/6/96 at N.O.)

### HIGHEST AVERAGE PER PUNT RETURN Career (minimum 20 returns)

12.4	Bobby Shaw (2002), 25 for 310 yards
11.3	Brian Witherspoon (2008-09), 24 for 270 yards
11.1	David Allen (2003-04), 42 for 468 yards
10.9	Chris Hudson (1995-98), 32 for 348 yards
10.8	Reggie Barlow (1996-2000), 146 for 1,581 yards
10.3	Desmond Howard (1995), 24 for 246 yards

### HIGHEST AVERAGE PER PUNT RETURN Season (minimum 15 returns)

<b>16.7</b>	<b>Rashad Greene (2015), 18 for 301 yards</b>
12.9	Reggie Barlow (1998), 43 for 555 yards
12.4	Bobby Shaw (2002), 25 for 310 yards
12.0	David Allen (2003), 27 for 324 yards
11.4	Reggie Barlow (1997), 36 for 412 yards

### HIGHEST AVERAGE PER PUNT RETURN Game (minimum 3 returns)

44.7	Reggie Barlow (9/13/98 vs. K.C.), 3 for 134 yards, 1 TD
26.3	Reggie Barlow (11/23/97 at Cin.), 3 for 79 yards
25.3	Reggie Barlow (11/2/97 at Ten.), 3 for 76 yards

### MOST FAIR CATCHES -- Career

61	Reggie Barlow (1996-2000)
31	Alvin Pearman (2005-06, 2008)
24	Ace Sanders (2013-14)
22	Damon Gibson (2001-02)
20	Dennis Northcutt (2007-08)
17	Bobby Shaw (2002)
17	David Allen (2003-04)
17	Mike Thomas (2009-12)

### MOST FAIR CATCHES -- Season

22	Damon Gibson (2001)
17	Reggie Barlow (1999)
17	Bobby Shaw (2002)
16	Reggie Barlow (1997)
16	Alvin Pearman (2006)
16	Ace Sanders (2013)

### MOST FAIR CATCHES -- Game

4	Ace Sanders (11/24/13 at Hou.), 4 Will Blackmon (9/8/13 vs. KC), 4 Reggie Barlow (9/7/97 vs. N.Y. Giants), 4 Damon Gibson (12/9/01 at Cle.), 4 Alvin Pearman (11/12/06 vs. Hou.), 4 Dennis Northcutt (9/16/07 vs. Atl.), 4 Brian Witherspoon (11/16/08 vs. Ten.)
---	------------------------------------------------------------------------------------------------------------------------------------------------------------------------------------------------------------------------------------------------------------------------------------

## KICKOFF RETURNS

### MOST KICKOFF RETURNS -- Career

79	Maurice Jones-Drew (2006-12), 2,054 yds
77	Deji Karim (2010-11), 1,900 yards
76	B. Witherspoon (2008-09), 1,818 yds
70	R. Barlow (1996-2000), 1,634 yds
64	J. Todman (2013-14), 1,684 yds

### MOST KICKOFF RETURNS -- Season

52	Brian Witherspoon (2008), 1,250 yds
50	Deji Karim (2010), 1,248 yards
41	David Allen (2003), 831 yards
39	Derrick Wimbush (2005), 955 yards
36	Jordan Todman (2014), 972 yards
33	Shyrone Stith (2000), 785 yards
32	Willie Jackson (1997), 653 yards

### MOST KICKOFF RETURNS -- Game

7	J. Lewis (10/10/04 at S.D.), 122 yards
7	C. Marsh (11/12/95 vs. Sea.), 169 yards
7	Deji Karim (10/18/10 vs. Ten.), 168 yards
6	10 times, last by Jordan Todman (11/2/14 at Cin.), 115 yards

### MOST KICKOFF RETURN YARDS -- Career

2,054	Maurice Jones-Drew (2006-12), 79 ret.
1,900	Deji Karim (2010-11), 77 ret.
1,818	B. Witherspoon (2008-09), 76 ret.
1,684	J. Todman (2013-14), 64 ret.
1,634	R. Barlow (1996-2000), 70 ret.

### MOST KICKOFF RETURN YARDS -- Season

1,250	Brian Witherspoon (2008), 52 ret.
1,248	Deji Karim (2010), 50 ret.
972	Jordan Todman (2014), 38 ret.
955	Derrick Wimbush (2005), 39 ret.
860	Maurice Jones-Drew (2006), 31 ret.
831	David Allen (2003), 41 ret.
811	Maurice Jones-Drew (2007), 31 ret.

### MOST KICKOFF RETURN YARDS -- Game

206	Reggie Barlow (10/25/98 at Den.), 6 ret.
174	Jordan Todman (9/28/14 at S.D.), 6 ret.
173	Jordan Todman (11/2/14 at Cin.), 6 ret.
169	Curtis Marsh (11/12/95 vs. Sea.), 7 ret.
168	Deji Karim (10/18/10 vs. Ten.), 7 ret.
157	Reggie Barlow (12/7/97 vs. N.E.), 5 ret.
149	Rashad Jennings (11/18/12 at Hou.), 6 ret.
147	Alvis Whitted (12/26/99 at Ten.), 4 ret.
147	David Allen (12/14/03 at N.E.), 6 ret.
146	Mike Thomas (11/1/09 at Ten.), 5 ret.

### MOST KICKOFF RETURN TOUCHDOWNS -- Career

2	Maurice Jones-Drew (2006-11)
1	Jimmy Smith (1995-2005)
1	Reggie Barlow (1996-2000)
1	Alvis Whitted (1998-2001)
1	Elvis Joseph (2001-02)
1	Derrick Wimbush (2005-06)

### MOST KICKOFF RETURN TOUCHDOWNS -- Season

1	by 6 players, last Maurice Jones-Drew (2006, 2007)
---	-------------------------------------------------------

### MOST KICKOFF RETURN TOUCHDOWNS -- Game

1	Jimmy Smith (12/3/95 at Den.), 89 yards
1	Reggie Barlow (12/7/97 vs. N.E.), 92 yards
1	Alvis Whitted (12/26/99 at Ten.), 98 yards
1	Elvis Joseph (11/18/01 at Pit.), 95 yards
1	Derrick Wimbush (11/27/05 at Ari.), 91 yards
1	Maurice Jones-Drew (12/10/06 vs. Ind.), 93 yards
1	Maurice Jones-Drew (11/4/07 at N.O.), 100 yards

### LONGEST KICKOFF RETURNS

100t	Maurice Jones-Drew (11/4/07 at N.O.)
98t	Alvis Whitted (12/26/99 at Ten.)
95t	Elvis Joseph (11/18/01 at Pit.)
93t	Maurice Jones-Drew (12/10/06 vs. Ind.)
92t	Reggie Barlow (12/7/97 vs. N.E.)

### HIGHEST AVERAGE PER KICKOFF RETURN Career (minimum 20 returns)

26.3	Jordan Todman (2012-14) 64 for 1,684 yards
26.0	Maurice Jones-Drew (2006-12), 79 for 2,054 yards
24.8	Mike Thomas (2009-11), 26 for 644 yards
24.7	Deji Karim (2010-11), 77 for 1,900 yards
24.2	Derrick Wimbush (2005-06), 47 for 1,136 yards
23.9	Brian Witherspoon (2008-09), 76 for 1,818 yards
23.8	Shyrone Stith (2000), 33 for 785 yards

### HIGHEST AVERAGE PER KICKOFF RETURN Season (minimum 20 returns)

27.7	Maurice Jones-Drew (2006), 31 for 860 yards
27.4	Jordan Todman (2013), 26 for 712 yards
26.2	Maurice Jones-Drew (2007), 31 for 811 yards
25.6	Jordan Todman (2014), 38 for 972 yards
25.0	Deji Karim (2010), 50 for 1,248 yards
24.9	Reggie Barlow (1998), 30 for 747 yards
24.8	Mike Thomas (2009), 26 for 644 yards
24.5	Derrick Wimbush (2005), 39 for 955 yards
24.1	Deji Karim (2011), 27 for 652 yards

### HIGHEST AVERAGE PER KICKOFF RETURN Game (minimum 3 returns)

47.3	Maurice Jones-Drew (11/4/07 at N.O.), 3 for 142 yards
46.0	Derrick Wimbush (11/27/05 at Ari.), 3 for 138 yards
41.3	Brian Witherspoon (9/7/08 at Ten.), 3 for 124 yards
39.7	Randy Jordan (10/13/96 vs. N.Y. Jets), 3 for 119 yards
38.3	T. Underwood (9/12/10 vs. Den.), 3 for 115 yards
36.8	Alvis Whitted (12/26/99 at Ten.), 4 for 147 yards

## INTERCEPTIONS

### MOST INTERCEPTIONS -- Career

30	Rashean Mathis (2003-12)
15	Aaron Beasley (1996-2001)
14	Donovin Darius (1998-2006)
12	Derek Cox (2009-12)
<b>10</b>	<b>Paul Posluszny (2011-15)</b>
8	Chris Hudson (1995-98)
8	Mike Peterson (2003-08)
7	Jason Craft (1999-2003)
7	Deon Grant (2004-2006)
7	Marlon McCree (2001-2003)
7	Reggie Nelson (2007-2009)

### MOST INTERCEPTIONS -- Season

8	Rashean Mathis (2006)
6	Aaron Beasley (1999)
6	Marlon McCree (2002)
5	Deon Figures (1997)
5	Donovin Darius (1999)
5	Rashean Mathis (2004, 2005)
5	Reggie Nelson (2007)

### MOST INTERCEPTIONS -- Game

2	Deon Figures (8/31/97 at Bal.), 2 Aaron Beasley (9/12/99 vs. S.F.), 2 Rayna Stewart (9/10/00 at Bal.), 2 Marlon McCree (9/15/02 at K.C.), 2 Donovin Darius (1/2/05 at Oak.), 2 Rashean Mathis (12/19/04 at G.B., 10/30/05 at St. Louis; 9/18/06 vs. Pit.; 11/5/06 vs. Ten.), 2 Terry Cousin (11/13/05 vs. Bal.), 2 Derek Cox (10/31/10 at Dal.), 2 Davon House (11/15/15 at Bal.)
---	-----------------------------------------------------------------------------------------------------------------------------------------------------------------------------------------------------------------------------------------------------------------------------------------------------------------------------------------------------------------------------------------------------------------

### MOST CONSECUTIVE GAMES WITH AN INTERCEPTION

3	Brian Williams (10/14/07 - 11/11/07)
2	James Williams (11/26/95 - 12/3/95), Chris Hudson (11/2/97 - 11/9/97), Chris Hudson (9/20/98 - 9/27/98), Donovin Darius (10/31/99 - 1/7/99), (11/21/04 - 11/28/04), Marlon McCree (11/10/02 - 1/17/02), (12/1/02 - 12/8/02), Mike Peterson (11/23/03 - 11/30/03), Rashean Mathis (10/16/05 - 0/30/05), (9/10/06 - 9/18/06), (12/31/06 - 9/9/07), G. Sensabaugh (12/3/06 - 12/10/06), Morgan Trent (12/24/11 - 1/1/12), Derek Cox (10/7/12 - 10/21/12), Geno Hayes (12/5/13 - 12/15/13)

### MOST INTERCEPTIONS, ROOKIE

5	Reggie Nelson (2007)
4	Derek Cox (2009)
2	Dwayne Gratz (2013)
2	Kevin Hardy (1996)
2	Fernando Bryant (1999)
2	Rashean Mathis (2003)

### MOST INTERCEPTION RETURN YARDS -- Career

512	Rashean Mathis (2003-12), 30 int.
279	Aaron Beasley (1996-2001), 15 int.
189	Donovin Darius (1998-2006), 15 int.
139	Marlon McCree (2001-02), 7 int.
113	Paul Posluszny (2011-13), 9 int.
89	Mike Peterson (2003-08), 8 int.

### MOST INTERCEPTION RETURN YARDS -- Season

200	Aaron Beasley (1999), 6 int.
151	Rashean Mathis (2008), 4 int.
146	Rashean Mathis (2006), 8 int.
129	Marlon McCree (2002), 6 int.
80	Donovin Darius (2004), 5 int.
79	Rashean Mathis (2005), 5 int.
76	Reggie Nelson (2007), 5 int.
69	Paul Posluszny (2013), 2 int.



# INDIVIDUAL RECORDS / REGULAR SEASON



## INTERCEPTIONS

**MOST INTERCEPTION RETURN YARDS -- Game**

93	A. Beasley (9/12/99 vs. S.F.), 2 int.
72	R. Mathis (10/5/08 vs. Pit.), 1 int.
61	R. Mathis (9/21/08 at Ind.), 1 int.
59	P. Posluszny (10/13/13 at Den.), 1 int.
55	R. Mathis (11/5/06 vs. Ten.), 1 int.,
55	S. Starks (11/5/06 vs. Ten.), 1 int.,
55	D. Gratz (12/28/14 at Hou.), 1 int.

## LONGEST INTERCEPTION RETURNS

93t	Aaron Beasley (9/12/99 vs. S.F.)
72t	Rashean Mathis (10/5/08 vs. Pit.)
61t	Rashean Mathis (9/21/08 at Ind.)
59t	Paul Posluszny (10/13/13 at Den.)
55	Rashean Mathis (11/5/06 vs. Ten.)
55t	Scott Starks (11/5/06 vs. Ten.)
55t	Dwayne Gratz (12/28/14 at Hou.)

## MOST INTs RETURNED FOR A TD -- Career

3	Rashean Mathis (2003-12)
2	Aaron Beasley (1996-2001)
1	Mickey Washington (1995-96),
1	Tony Brackens (1996-2003),
1	Mike Peterson (2003-08),
1	Scott Starks (2005-09),
1	Aaron Glenn (2007),
1	Clint Ingram (2006-09),
1	Paul Posluszny (2011-15),
1	Dwayne Gratz (2013-15),
1	Telvin Smith (2014-15)

## MOST INTs RETURNED FOR A TD -- Season

2	Aaron Beasley (1999)
2	Rashean Mathis (2008)
1	by 10 players, last: T. Smith (10/25/15)

## MOST INTs RETURNED FOR A TD -- Game

1	M. Washington (10/22/95 at Cle.), 48 yards,
1	Aaron Beasley (9/12/99 vs. S.F.), 93 yards,
1	Aaron Beasley (9/26/99 vs. Ten.), 35 yards,
1	Tony Brackens (11/28/99 at Bal.), 16 yards,
1	Rashean Mathis (10/16/05 at Pit.), 41 yards,
1	Mike Peterson (11/13/05 vs. Bal.), 26 yards,
1	Scott Starks (11/5/06 vs. Ten.), 55 yards,
1	Aaron Glenn (10/28/07 at T.B.), 28 yards,
1	Clint Ingram (12/9/07 vs. Car.), 39 yards,
1	Rashean Mathis (9/21/08 at Ind.), 61 yards,
1	Rashean Mathis (10/5/08 vs. Pit.), 72 yards,
1	Paul Posluszny (10/13/13 at Den.), 59 yards
1	Dwayne Gratz (12/28/14 at Hou.), 55 yards
1	Telvin Smith (10/25/15 vs. Buf.), 26 yards



## SACKS/TACKLES

**MOST SACKS -- Career**

55.0	Tony Brackens (1996-2003)
34.0	Joel Smeenge (1995-2000)
29.0	John Henderson (2002-09)
28.5	Kevin Hardy (1996-2001)
28.5	Paul Spicer (2001-08)
22.5	Gary Walker (1999-2001)
22.0	Marcus Stroud (2001-07)

## MOST SACKS -- Season

12.0	Tony Brackens (1999)
11.0	Tony Brackens (2001)
10.5	Kevin Hardy (1999)
10.0	Gary Walker (1999),
10.0	Bobby McCray (2006)

## MOST SACKS -- Game

3.0	Chris Clemons (11/23/14 at Ind.),
3.0	Kelvin Pritchett (10/5/97 vs. Cin.),
3.0	John Henderson (10/6/02 vs. Phi.),
3.0	Paul Spicer (9/25/05 at N.Y. Jets)

## MOST CONSECUTIVE GAMES WITH A SACK

8	Tony Brackens (11/11/01 - 12/30/01)
4	Tony Brackens (9/22/97 - 10/12/97),
4	Kevin Hardy (10/11/99 - 11/7/99),
4	Tony Brackens (11/28/99 - 2/19/99),
4	Gary Walker (10/18/01 - 11/11/01)

## MOST SACKS BY A ROOKIE

7.0	Tony Brackens (1996)
6.5	John Henderson (2002)
5.5	Kevin Hardy (1996)

## MOST TACKLES -- Career

1,089	Daryl Smith (2004-12)
858	Donovin Darius (1998-2006)
837	Mike Peterson (2003-08)
789	Kevin Hardy (1996-2001)
<b>788</b>	<b>Paul Posluszny (2011-15)</b>
563	John Henderson (2002-09)
554	Rashean Mathis (2003-12)
489	Akin Ayodele (2002-05)
487	Bryan Schwartz (1995-99)

## MOST TACKLES -- Season

231	Paul Posluszny (2012)
230	Hardy Nickerson (2001)
201	Russell Allen (2012)
192	Paul Posluszny (2011)
190	Mike Peterson (2005)
188	Wali Rainer (2002)
186	Kevin Hardy (1998)
178	Mike Peterson (2004)

## MOST TACKLES -- Game

23	Hardy Nickerson (11/25/01 vs. Bal.)
22	T.J. Slaughter (11/25/01 vs. Bal.),
22	Wali Rainer (10/13/02 at Ten.),
22	Russell Allen (9/16/12 vs. Hou.)
21	Bryan Schwartz (12/17/95 at Det.),
21	Paul Posluszny (12/19/12 at Mia.)
20	Kevin Hardy (11/1/98 at Bal.),
20	Daryl Smith (12/18/10 at Ind.),
20	Russell Allen (11/18/12 at Hou.)

## MOST TACKLES, ROOKIE -- Season

161	Bryan Schwartz (1995)
130	Kevin Hardy (1996)
117	Clint Ingram (2006)
108	T.J. Slaughter (2000)
108	Akin Ayodele (2002)

## MOST TACKLES, ROOKIE -- Game

21	Bryan Schwartz (12/17/95 at Det.)
19	Bryan Schwartz (12/24/95 vs. Cle.)
17	Bryan Schwartz (12/10/95 vs. Ind.)

## MOST CONSEC. GAMES LEADING TEAM IN TACKLES

9	Mike Peterson (9/12/04 - 11/14/04)
8	Hardy Nickerson (11/8/01 - 1/6/02)
7	Paul Posluszny (11/24/13 - 9/7/14)
6	Bryan Schwartz (11/26/95 - 9/1/96)
5	Kevin Hardy (10/3/99 - 11/7/99),
5	T.J. Slaughter (10/8/00 - 11/12/00)



## FUMBLES

### MOST FUMBLES -- Career

51	Mark Brunell (1995-2003)
44	David Garrard (2002-10)
25	Byron Leftwich (2003-06),
25	Fred Taylor (1998-2008)
22	Maurice Jones-Drew (2006-13)
<b>21</b>	<b>Blake Bortles (2014-15),</b>
<b>21</b>	<b>Blaine Gabbert (2011-13)</b>

### MOST FUMBLES -- Season

<b>14</b>	<b>Blake Bortles (2015),</b>
14	David Garrard (2009),
14	Blaine Gabbert (2011)
13	Mark Brunell (1996)
11	Byron Leftwich (2003),
11	David Garrard (2010)

### MOST FUMBLES -- Game

3	Mark Brunell (11/17/96 at Pit.),
3	Mark Brunell (12/13/99 vs. DEN),
3	Mark Brunell (10/8/00 vs. BAL),
3	Jonathan Quinn (11/18/01 at Pit.),
3	Byron Leftwich (11/2/03 at Bal.),
3	Byron Leftwich (9/18/05 at Ind.),
3	Kyle Brady (12/11/05 vs. Ind.),
3	David Garrard (9/20/09 vs. ARI),
3	Blaine Gabbert (9/25/11 at CAR),
<b>3</b>	<b>Blake Bortles (12/13/15 vs. IND)</b>

### MOST FUMBLES LOST -- Career

21	David Garrard (2002-10)
18	Mark Brunell (1995-2003)
12	Fred Taylor (1998-2008)
10	Byron Leftwich (2003-06)
10	Maurice Jones-Drew (2006-13)

### MOST FUMBLES LOST -- Season

8	David Garrard (2009)
6	Byron Leftwich (2003)
<b>5</b>	<b>Blake Bortles (2015),</b>
5	Blaine Gabbert (2011)
4	David Garrard (2010)
3	9 players, last Blaine Gabbert (2012)

### MOST FUMBLES LOST -- Game

3	Jonathan Quinn (11/18/01 at Pit.)
2	8 times, last B. Bortles (12/13/15 vs. Ind.)

### MOST FORCED FUMBLES -- Career

28	Tony Brackens (1996-2003)
9	Joel Smeenge (1995-2000),
9	Daryl Smith (2004-12)
8	Kevin Hardy (1996-2001),
8	Aaron Beasley (1996-2001),
7	Donovin Darius (1998-2006),
7	Marcus Stroud (2001-07),
7	Akin Ayodele (2002-05)

### MOST FORCED FUMBLES -- Season

8	Tony Brackens (1999)
6	Tony Brackens (1997)
5	Tony Brackens (1996, 2001)

### MOST FORCED FUMBLES -- Game

3	Tony Brackens (10/3/99 vs. Pit.)
2	9 times, last J. Mincey (9/30/12 vs. Chi.)

### MOST OPPONENT FUMBLE RECOVERIES -- Career

13	Tony Brackens (1996-2003)
6	Bryan Schwartz (1995-99),
6	Travis Davis (1995-98),
6	Kevin Hardy (1996-2001),
6	Fernando Bryant (1999-2003),
6	Donovin Darius (1998-2006)

### MOST OPPONENT FUMBLE RECOVERIES -- Season

4	Bryan Schwartz (1998),
4	Donovin Darius (2004)

### MOST OPPONENT FUMBLE RECOVERIES -- Game

2	Telvin Smith (11/23/14 at Ind.),
2	Darren Carrington (10/1/95 at Hou.),
2	Tony Brackens (9/29/96 vs. Car.)

### LONGEST FUMBLE RECOVERY RETURNS

90t	Aaron Beasley (11/8/98 vs. Cin.)
83t	Donovin Darius (11/1/98 at Bal.)
77t	Daryl Smith (10/14/07 vs. Hou.)
60t	Ainsley Battles (12/3/01 vs. G.B.)
<b>49t</b>	<b>Andre Branch (12/14/15 vs. Ind.)</b>



## TAKEAWAYS/BLOCKS

(interceptions and fumble recoveries)

### MOST TAKEAWAYS -- Career

35	Rashean Mathis (2003-12),
30	interceptions, 5 fumbles
20	Donovin Darius (1998-2006),
14	interceptions, 6 fumbles
18	Aaron Beasley (1996-2001),
15	interceptions, 3 fumbles
18	Tony Brackens (1996-2003),
5	interceptions, 13 fumbles

### MOST TAKEAWAYS -- Season

9	Donovin Darius (2004),
5	interceptions, 4 fumbles
8	Rashean Mathis (2006),
8	interceptions
6	Aaron Beasley (1999),
6	interceptions
6	Marlon McCree (2002),
6	interceptions

### MOST TAKEAWAYS -- Game

3	Darren Carrington (10/1/95 at Hou.),
1	interception, 2 fumbles

### MOST TAKEAWAYS, ROOKIE

5	Fernando Bryant (1999),
2	interceptions, 3 fumbles
5	Reggie Nelson (2007), 5 interceptions
5	Derek Cox (2009), 4 interceptions,
1	fumble

### MOST BLOCKED PUNTS -- Career

2	Dave Thomas (1995-99),
2	Donovin Darius (1998-2006)
1	11 times, last by Hayes Pullard III (2015)

### MOST BLOCKED PUNTS -- Game

1	Mike Dumas (12/3/95 at Denver),
1	Dave Thomas (10/12/97 vs. Phi.),
1	Alvis Whitted (11/1/98 at Bal.),
1	Dave Thomas (11/14/99 vs. Bal.),
1	Donovin Darius (10/1/00 vs. Pit.),
1	Donovin Darius (9/10/01 vs. Pit.),
1	Eric Westmoreland (10/27/02 vs. Hou.),
1	Derrick Wimbush (10/9/05 vs. Cin.),
1	Gerald Sensabaugh (10/8/06 vs. N.Y. Jets),
1	Jorge Cordova (12/10/06 vs. Ind.),
1	Rashad Jennings (9/19/10 at S.D.),
1	Kassim Osgood (12/15/11 at Atl.),
1	Mike Harris (12/30/12 at Ten.),
1	J.T. Thomas (9/8/13 vs. KC),
1	Hayes Pullard III (11/29/15 vs. S.D.)

### BLOCKED PUNT RETURNS

1	Jimmy Smith (12/3/95 at Denver),
recovered in end zone for a TD	
1	Alvis Whitted (11/1/98 at BAL),
returned 24 yards for a TD	
1	Zach Potter (12/15/11 at Atlanta),
returned 46 yards for a TD	
1	Mike Harris (12/30/12 at TEN),
returned 19 yards for a TD	

### MOST BLOCKED FIELD GOALS -- Career

2	Clyde Simmons (1996-97),
2	Marcus Stroud (2001-07)
<b>1</b>	<b>Chris Clemons (2014-15),</b>
<b>1</b>	<b>Tyson Alualu (2010-15),</b>
1	John Henderson (2002-09),
1	Rashean Mathis (2003-10)

### MOST BLOCKED FIELD GOALS -- Game

<b>1</b>	<b>Chris Clemons (9/13/15 vs. Car.),</b>
<b>1</b>	<b>Tyson Alualu (12/27/15 at N.O.),</b>
1	Clyde Simmons (12/1/96 vs. Cin.),
1	Clyde Simmons (9/22/97 vs. Pit.),
1	Marcus Stroud (12/3/01 vs. G.B.),
1	Marcus Stroud (9/8/02 vs. Ind.),
1	John Henderson (12/8/02 vs. Cle.),
1	Rashean Mathis (10/2/05 vs. Den.)

### BLOCKED FIELD GOAL RETURNS

1	Mickey Washington (12/1/96 vs. Cin.),
65	yards for a touchdown,
1	Chris Hudson (9/22/97 vs. Pit.),
58	yards for a touchdown

### BLOCKED EXTRA POINTS -- Career

1	Clyde Simmons (9/22/96 at N.E.),
1	Tony Brackens (10/5/97 vs. Cin.)

# TEAM RECORDS / REGULAR SEASON



## WINS/LOSSES

### REGULAR SEASON RECORD

152-184

### HOME RECORD

92-76

### ROAD RECORD

60-108

### MOST CONSECUTIVE WINS

11 10/3/99 through 12/19/99  
8 11/24/96 through 9/22/97

### MOST CONSECUTIVE HOME WINS

13 9/29/96 through 11/30/97  
7 10/17/99 through 9/17/00  
6 12/18/05 through 11/5/06,  
6 9/13/98 through 12/6/98

### MOST CONSECUTIVE ROAD WINS

7 9/19/99 through 12/19/99  
4 12/14/97 through 9/27/98,  
4 11/20/05 through 12/25/05

### MOST CONSECUTIVE LOSSES

13 12/3/12 through 10/27/13,  
9 12/15/13 through 10/12/14  
7 10/29/95 through 12/17/95,  
7 9/30/12 through 11/18/12

### MOST CONSECUTIVE HOME LOSSES

7 12/9/12 through 11/17/13,  
5 9/16/12 through 11/8/12  
4 12/15/13 through 10/5/14,  
4 10/15/95 through 12/10/95,  
4 10/1/00 through 11/12/00,  
4 12/1/02 through 9/14/03,  
4 10/5/08 through 11/23/08

### MOST CONSECUTIVE ROAD LOSSES

13 12/29/13 through 11/8/15  
10 10/29/95 through 11/17/96  
9 12/29/02 through 12/28/03

### POSTSEASON RECORD

5-6

### HOME POSTSEASON RECORD

2-1

### ROAD POSTSEASON RECORD

3-5



## SCORING

### MOST POINTS SCORED -- Season

411 2007  
396 1999  
394 1997

### MOST POINTS SCORED -- Game

51 12/13/15 vs. Indianapolis  
49 12/23/07 vs. Oakland  
48 12/3/00 vs. Cleveland  
45 11/1/98 at Baltimore  
44 12/10/06 vs. Indianapolis,  
44 12/10/00 vs. Arizona

### FEWEST POINTS SCORED -- Season

243 2011  
247 2013  
249 2014  
255 2012  
261 2004

### FEWEST POINTS SCORED -- Game

0 12/17/95 at Detroit,  
0 12/26/04 vs. Houston,  
0 10/11/09 at Seattle  
2 9/8/13 vs. Kansas City  
3 13 times, last 11/23/14 at Ind.

### FEWEST POINTS ALLOWED -- Season

217 1999  
269 2005  
274 2006  
280 2004

### FEWEST POINTS ALLOWED -- Game

0 9/17/00 vs. Cincinnati,  
0 12/3/00 vs. Cleveland,  
0 12/7/03 vs. Houston,  
0 9/18/06 vs. Pittsburgh,  
0 10/8/06 vs. New York Jets  
3 10 times, last 11/13/11 at Ind.

### MOST POINTS ALLOWED -- Season

449 2013  
444 2012  
419 2010  
412 2014  
404 1995

### MOST POINTS ALLOWED -- Game

51 9/27/15 at New England  
50 12/20/98 at Minnesota  
47 11/12/95 vs. Seattle  
45 09/22/13 at Seattle  
44 2 times, last 9/21/14 vs. Ind.

### MOST POINTS, BOTH TEAMS

81 12/6/15,  
Jaguars (39), at Tennessee (42)  
80 11/18/12,  
Jaguars (37), at Houston (43)  
77 11/12/95,  
Jaguars (30), vs. Seattle (47)

### FEWEST POINTS, BOTH TEAMS

9 11/14/99,  
Jaguars (6), vs. Baltimore (3),  
9 9/18/06,  
Jaguars (9), vs. Pittsburgh (0)  
13 9/3/95,  
Jaguars (3), vs. Houston (10),  
13 9/17/00,  
Jaguars (13), vs. Cincinnati (0),  
13 11/16/03,  
Jaguars (3), at Ten. (10),  
13 9/19/04,  
Jaguars (7), vs. Denver (6),  
13 9/18/05,  
Jaguars (3), at Ind. (10)

### MOST TOUCHDOWNS SCORED -- Season

50 2007  
47 1998  
44 2015

### MOST TOUCHDOWNS SCORED -- Game

7 12/13/15 vs. Indianapolis,  
7 12/23/07 vs. Oakland  
6 11/1/98 at Baltimore,  
6 12/3/00 vs. Cleveland,  
6 12/11/11 vs. Tampa Bay  
6 12/6/15 at Tennessee

### MOST TOUCHDOWNS ALLOWED -- Season

52 2013  
51 2015  
50 2010  
48 2012  
46 1995  
45 2014

### MOST TOUCHDOWNS ALLOWED -- Game

6 12/6/15 at Tennessee  
6 9/27/15 at New England  
6 9/22/13 at Seattle  
6 10/27/13 vs. San Francisco  
6 12/30/07 at Houston,  
6 11/12/95 vs. Seattle,  
6 12/20/98 at Minnesota,  
6 10/24/10 at Kansas City

### MOST EXTRA POINTS -- Season

46 2007  
45 1998  
41 1997, 2006, 2010

### MOST EXTRA POINTS -- Game

7 12/23/07 vs. Oakland  
6 11/1/98 at Baltimore,  
6 12/3/00 vs. Cleveland

### MOST EXTRA POINTS, OPPONENTS -- Season

52 2013  
48 2010, 2015  
46 2012

### MOST EXTRA POINTS, OPPONENTS -- Game

6 12/6/15 at Tennessee,  
6 9/22/13 at Seattle,  
6 10/27/13 vs. San Francisco,  
6 11/12/95 vs. Seattle,  
6 12/30/07 at Houston,  
6 10/24/10 at Kansas City

### MOST 2-POINT CONVERSIONS -- Season

5 1996  
4 1999, 2004

### MOST 2-POINT CONVERSIONS -- Game

2 11/28/99 at Baltimore

### MOST 2-PT CONVERSIONS, OPPONENTS -- Season

3 2007  
2 2000, 2002, 2004, 2009, 2010, 2015

### MOST 2-PT CONVERSIONS, OPPONENTS Game

1 In 20 games

### MOST FIELD GOALS -- Season

31 1997, 1999  
30 1996

### MOST FIELD GOALS -- Game

5 11/30/97 vs. Baltimore,  
5 12/1/96 vs. Cincinnati,  
5 9/10/00 at Baltimore,  
5 11/25/07 vs. Buffalo,  
5 10/10/10 at Buffalo

### MOST FIELD GOALS, OPPONENTS -- Season

36 2012  
31 2014  
30 1998, 2015

### MOST FIELD GOALS, OPPONENTS -- Game

6 12/1/02 vs. Pittsburgh  
5 9/22/96 at New England,  
5 10/8/00 vs. Baltimore

### MOST DEFENSIVE TOUCHDOWNS -- Season

3 1999, 2007, 2014, 2015  
2 1998, 2001, 2005, 2008, 2011, 2013

### MOST DEFENSIVE TOUCHDOWNS -- Game

2 10/25/15 vs. Buffalo,  
2 11/30/14 vs. New York Giants,  
1 22 times, last 11/10/13 at TEN

### MOST DEFENSIVE TDS, OPPONENTS -- Season

7 2015  
6 2014  
5 2012  
4 1996, 2004, 2013

### MOST DEFENSIVE TDS, OPPONENTS -- Game

3 12/17/06 at Tennessee  
2 11/15/98 at Pittsburgh,  
2 10/7/12 vs. Chicago,  
2 12/30/12 at Tennessee

### MOST SPECIAL TEAMS TOUCHDOWNS -- Season

3 1999  
2 1995, 1997, 1998, 2011

### MOST SPECIAL TEAMS TOUCHDOWNS -- Game

2 12/3/95 at Denver

### MOST SPECIAL TEAMS TDS, OPPONENTS -- Season

3 2006  
2 2000, 2004, 2005, 2007, 2009, 2012

### MOST SPECIAL TEAMS TDS, OPPONENTS -- Game

2 11/14/04 vs. Detroit,  
2 12/30/07 at Houston,  
2 12/30/12 at Tennessee

### LARGEST MARGIN OF VICTORY

48 12/3/00 vs. Cleveland (48-0)  
41 10/8/06 vs. New York Jets (41-0)  
38 9/12/99 vs. San Francisco (41-3),  
38 12/23/07 vs. Oakland (49-11)

### LARGEST MARGIN OF DEFEAT

44 12/17/95 at Detroit (0-44)  
41 10/11/09 at Seattle (0-41)  
40 12/20/98 at Minnesota (10-50)

### MOST POINTS IN 1ST QUARTER

21 10/12/97 vs. Philadelphia  
17 11/2/97 at Tennessee,  
17 9/10/00 at Baltimore,  
17 1/1/06 vs. Tennessee,  
17 11/4/07 at New Orleans

### MOST POINTS IN 2ND QUARTER

28 11/1/98 at Baltimore,  
28 12/11/11 vs. Tampa Bay  
27 10/25/15 vs. Buffalo  
21 9/9/01 vs. Pittsburgh,  
21 11/9/08 at Detroit  
20 11/12/95 vs. Seattle,  
20 9/7/97 vs. New York Giants

### MOST POINTS IN 3RD QUARTER

21 12/13/15 vs. Indianapolis,  
21 12/3/00 vs. Cleveland,  
21 11/11/01 vs. Cincinnati,  
21 12/12/10 vs. Oakland  
18 9/12/99 vs. San Francisco

### MOST POINTS IN 4TH QUARTER

23 11/28/99 at Baltimore  
21 12/13/15 vs. Indianapolis,  
21 12/10/95 vs. Indianapolis,  
21 12/24/05 at Houston,  
21 10/14/07 vs. Houston

### MOST OPPONENT POINTS IN 1ST QUARTER

21 Cincinnati, 11/23/97  
17 New Orleans, 11/4/07,  
17 Minnesota, 11/23/08,  
17 Indianapolis, 12/29/13

### MOST OPPONENT POINTS IN 2ND QUARTER

24 Denver, 10/25/98  
21 New York Giants, 11/30/14,  
21 Houston, 12/30/07,  
21 Baltimore, 12/28/08,  
21 Indianapolis, 12/17/09,  
21 New England, 12/27/09,  
21 Detroit, 11/4/12

### MOST OPPONENT POINTS IN 3RD QUARTER

17 at New England, 9/27/15  
17 at Indianapolis, 9/21/03,  
17 at Tennessee, 12/17/06  
15 Baltimore, 9/10/00

### MOST OPPONENT POINTS IN 4TH QUARTER

28 Chicago, 10/7/12  
24 Minnesota, 12/28/98  
21 Cincinnati, 10/27/96,  
21 New York Giants, 12/23/00

### MOST POINTS IN FIRST QUARTER, BOTH TEAMS

34 11/4/07, Jaguars (17), at N.O. (17)  
28 11/23/97, Jaguars (7), at Cin. (21)  
24 11/2/97, Jaguars (17), at Ten. (7),  
24 11/23/08, Jaguars (7), vs. Min. (17)



# TEAM RECORDS / REGULAR SEASON

## SCORING

### MOST POINTS IN SECOND QTR., BOTH TEAMS

37	10/25/15, Jaguars (27), vs. Buf. (10),
35	12/17/09, Jaguars (14), vs. Ind. (21),
35	12/11/11, Jaguars (28), vs. T.B. (7)
34	11/1/98, Jaguars (28), at Baltimore (6)
31	10/25/98, Jaguars (7), at Denver (24),
31	10/11/15, Jaguars (14), at T.B. (17)

### MOST POINTS IN THIRD QTR., BOTH TEAMS

28	12/31/06, Jaguars (14), at K.C. (14),
28	12/12/10, Jaguars (21), vs. Oakland (7)
24	12/13/15, Jaguars (21), vs. Indianapolis (3),
24	9/27/15 Jaguars (7), at New England (17)
24	9/22/13 Jaguars (10), at Seattle (14)
22	12/3/01, Jaguars (8), vs. G.B. (14)

### MOST POINTS IN FOURTH QTR., BOTH TEAMS

41	12/6/15, Jaguars (20), at Tennessee (21)
36	12/23/00, Jaguars (15), at N.Y.G. (21)
35	12/10/95, Jaguars (21), vs. Ind. (14)
31	12/20/98, Jaguars (7), at Min. (24)

### MOST CONSECUTIVE QUARTERS SCORED, JAGUARS

19	10/3/99 at Pit. to 11/7/99 at Atl.,
19	12/2/07 at Ind. to 12/30/07 at Hou.

### MOST CONSECUTIVE QUARTERS SCORED, OPPONENTS

16	9/11/11 at Ten. to 10/9/11 vs. Cin.
14	12/30/01 vs. K.C. to 9/15/02 at K.C.,
14	10/3/10 vs. Ind. to 10/31/10 at DAL,
14	12/9/12 vs. N.Y.J. to 12/30/12 at Ten.

### MOST CONSECUTIVE QUARTERS HELD SCORELESS, JAGUARS

5	All 4 quarters 12/26/04 vs. Hou. and 1 quarter 1/2/05 at Oak.
4	Last 3 quarters 9/8/13 vs. KC and 1 quarter 9/15/13 at OAK
4	All 4 quarters 12/17/95 at Detroit,
4	All 4 quarters 10/11/09 at SEA,
4	Last 3 quarters 9/18/11 at N.Y. Jets and 1 quarter 9/25/11 at CAR

### MOST CONSECUTIVE QUARTERS HELD SCORELESS, OPPONENTS

6	11/30/03 vs. Tampa Bay (3rd quarter) to 12/7/03 vs. Houston (all 4 quarters)
5	12/3/00 vs. Cleveland (1st quarter) through 12/10/00 vs. Arizona (1st quarter),
5	9/18/06 vs. Pittsburgh (all 4 quarters) through 9/24/06 at Indianapolis (1st quarter),
5	10/8/06 vs. New York Jets (all 4 quarters) through 10/22/06 at Houston (1st quarter),
5	10/16/11 at Pittsburgh (3rd quarter) through 10/24/11 vs. Bal. (3rd quarter)

### MOST POINTS BY HALF, JAGUARS

1st	42 11/1/98 at Baltimore
	28 10/8/06 vs. New York Jets,
	28 12/23/07 vs. Oakland,
	28 12/11/11 vs. Tampa Bay
2nd	42 12/13/15 vs. Indianapolis
	35 9/12/99 vs. San Francisco
	31 12/12/10 vs. Oakland
	28 12/3/00 vs. Cleveland,
	28 12/24/05 at Houston

### MOST POINTS BY HALF, OPPONENTS

1st	30 9/21/14 vs. Indianapolis
	28 10/27/13 vs. San Francisco
	28 11/23/97 at Cincinnati,
	28 12/27/09 at New England
	27 12/17/95 at Detroit,
	27 10/25/98 at Denver,
	27 12/15/11 at Atlanta
2nd	38 12/20/98 at Minnesota,
	38 10/7/12 vs. Chicago
	34 9/7/14 at Philadelphia

### MOST POINTS BY HALF, BOTH TEAMS

1st	55 11/1/98, Jaguars (42), at Baltimore (13)
	48 11/12/95, Jaguars (27), vs. Seattle (21)
2nd	45 12/20/98, Jaguars (7), at Minnesota (38),
	45 9/10/00, Jaguars (13), at Baltimore (32),
	45 12/12/10, Jaguars (31), vs. Oakland (14)
	45 9/27/15, Jaguars (14), at New England (31)

### LONGEST SCORING DRIVE (YARDS)

98	10/31/99 at Cincinnati (9 plays, TD)
97	9/3/00 at Baltimore (15 plays, TD)
96	12/5/04 vs. Pittsburgh (9 plays, FG),
96	11/19/95 at Tampa Bay (11 plays, TD),
96	11/17/02 at Houston (6 plays, TD)

### LONGEST SCORING DRIVE (PLAYS)

20	12/16/07 at Pit. (74 yards, TD)
18	10/20/13 vs. SD (68 yards, FG)
18	12/22/02 vs. Ten. (85 yards, TD),
18	9/23/07 at Denver (80 yards, TD),
18	10/7/07 at K.C. (77 yards, FG),
18	9/21/08 at Ind. (82 yards, FG),
18	11/20/11 at Cle. (92 yards, TD)
17	10 times, last 9/27/15 at N.E. (58 yards, FG)

### LONGEST SCORING DRIVE (TIME)

11:44	9/23/07 at Den. (18 plays, 80 yd, TD)
11:10	12/2/07 at Ind. (16 plays, 84 yd, TD)
10:55	10/7/07 at K.C. (18 plays, 77 yd, FG)

### SHORTEST SCORING DRIVE (YARDS)

-10	1/1/12 vs. Indianapolis (4 plays, FG)
-7	9/10/95 at Cincinnati (5 plays, FG)
-3	10/24/11 vs. Baltimore (4 plays, FG)
-2	12/14/14 at Baltimore (4 plays, FG)
-2	11/5/06 vs. Tennessee (4 plays, FG)
-1	10/1/06 at Washington (4 plays, FG)
0	9/6/98 at Chicago (2 plays, FG),
0	12/1/13 at Cleveland (1 play, FG)

### SHORTEST SCORING DRIVE (TIME)

0:03	10/19/14 vs. Cle. (1 play, 8 yards, TD)
0:04	9/8/96 vs. Hou. (1 play, 3 yards, TD),
0:04	12/23/07 vs. Oak. (1 play, 2 yards, TD)
0:05	12/1/13 at Cle. (1 play, 0 yd, FG)
0:05	11/25/07 vs. Buf. (1 play, 17 yd, TD)
0:06	11/12/95 vs. Sea. (2 plays, 7 yd, FG),
0:06	12/3/00 vs. Cle. (1 play, 8 yards, TD)

## POSSESSION / FIRST DOWNS

### HIGHEST POSSESSION TIME

44:22	12/17/06 at Tennessee
42:12	10/18/09 vs. St. Louis
41:44	11/14/04 vs. Detroit

### HIGHEST OPPONENT POSSESSION TIME

43:17	9/16/12 vs. Houston
41:40	11/18/12 at Houston
41:27	10/26/97 at Pittsburgh

### LOWEST POSSESSION TIME

16:43	9/16/12 vs. Houston
20:46	10/26/03 vs. Tennessee

### LOWEST OPPONENT POSSESSION TIME

15:38	12/17/06 at Tennessee
18:25	9/21/08 at Indianapolis
18:26	10/20/96 at St. Louis

### MOST FIRST DOWNS -- Season

331	1999
330	2010
328	2007

### MOST FIRST DOWNS -- Game

36	10/20/96 at St. Louis
33	10/18/09 vs. St. Louis (OT)

### FEWEST FIRST DOWNS -- Season

251	2011
271	2013, 2014
269	2012
275	2002

### FEWEST FIRST DOWNS -- Game

6	12/26/04 vs. Houston
8	9/19/04 vs. Denver,
8	9/14/14 at Washington

### MOST FIRST DOWNS ALLOWED -- Season

364	2012
362	2015
353	2013
330	2014

### MOST FIRST DOWNS ALLOWED -- Game

39	11/18/12 at Houston
35	9/27/15 at New England
32	9/14/14 at Washington
32	11/4/07 at New Orleans
30	10/2/11 vs. New Orleans
29	12/27/15 at New Orleans
29	11/24/96 at Baltimore (OT)
28	9/22/13 at Seattle
28	12/17/95 at Detroit,
28	10/6/02 vs. Philadelphia,
28	10/5/08 vs. Pittsburgh,
28	10/3/10 vs. Indianapolis,
28	9/16/12 vs. Houston

### FEWEST FIRST DOWNS ALLOWED -- Season

248	1999
252	2000
259	2006

### FEWEST FIRST DOWNS ALLOWED -- Game

2	12/3/00 vs. Cleveland
5	12/17/06 at Tennessee
7	12/7/03 vs. Houston

### MOST FIRST DOWNS, BOTH TEAMS -- Game

56	11/18/12, Jaguars (17), at Hou. (39) (OT)
52	11/24/96, Jaguars (23), at Bal. (29) (OT)
51	11/21/99, Jaguars (30), vs. N.O. (21)
50	12/27/15, Jaguars (21), at N.O. (29)
50	11/4/07, Jaguars (18), at N.O. (32)
50	9/27/15, Jaguars (15), at N.E. (35)

### FEWEST FIRST DOWNS, BOTH TEAMS -- Game

22	11/28/99, Jaguars (9), vs. Baltimore (13)
23	11/27/11, Jaguars (14), vs. Houston (9)
24	9/3/95, Jaguars (10), vs. Houston (14),
24	10/24/11, Jaguars (13), vs. Baltimore (11)

### MOST FIRST DOWNS RUSHING -- Season

148	2010
127	2006,
127	2007
118	2003

### MOST FIRST DOWNS RUSHING -- Game

16	12/10/06 vs. Indianapolis,
16	12/5/10 at Tennessee
15	12/3/00 vs. Cleveland,
15	11/28/10 at N.Y. Giants,
15	1/2/11 at Houston
14	12/10/00 vs. Arizona,
14	10/18/09 vs. St. Louis

### FEWEST FIRST DOWNS RUSHING -- Season

69	2015
71	2013
76	2012
85	2001
86	2014

### FEWEST FIRST DOWNS RUSHING -- Game

0	09/29/13 vs. Indianapolis
1	8 times, last 10/28/12 at Green Bay

### MOST FIRST DOWNS PASSING -- Season

215	2015
208	1996
194	1999

### MOST FIRST DOWNS PASSING -- Game

24	10/20/96 at St. Louis
20	11/28/99 at Baltimore
19	5 times, last 12/30/07 at Houston

### FEWEST FIRST DOWNS PASSING -- Season

122	2011
147	2006
153	1998

### FEWEST FIRST DOWNS PASSING -- Game

2	12/26/04 vs. Houston
3	12/20/98 at Minnesota,
3	10/29/06 at Philadelphia,
3	12/13/09 vs. Miami,
3	9/23/12 at Indianapolis

### MOST FIRST DOWNS, PENALTY -- Season

36	2012
34	2005
31	2014

### MOST FIRST DOWNS, PENALTY -- Game

7	12/5/13 vs. Houston
7	12/2/12 at Buffalo
5	12/19/04 at Green Bay,
5	12/24/05 at Houston,
5	1/1/06 vs. Tennessee
4	21 times, last 10/18/15 vs. HOU

### FEWEST FIRST DOWNS, PENALTY -- Season

14	2002
16	2000, 2009
18	1997

### FEWEST FIRST DOWNS, PENALTY --Game

0	In 76 games
---	-------------

### MOST FIRST DOWNS RUSHING, OPPONENT

133	2012
121	1995
121	2013

### MOST FIRST DOWNS RUSHING, OPPONENT

16	9/16/12 vs. Houston
15	9/9/07 vs. Tennessee
14	12/2/12 at Buffalo
14	10/27/13 vs. SF
13	12/1/02 vs. Pittsburgh,

# TEAM RECORDS / REGULAR SEASON

## FIRST DOWNS

**FEWEST FIRST DOWNS RUSHING, OPPONENT -- Season**  
 72 1999  
 73 2011  
 79 2005

**FEWEST FIRST DOWNS RUSHING, OPPONENT -- Game**  
 0 12/21/03 vs. New Orleans  
 0 12/12/04 vs. Chicago  
 0 9/18/06 vs. Pittsburgh  
 0 10/7/07 at Kansas City  
 0 9/20/15 vs. Miami

**MOST FIRST DOWNS PASSING, OPPONENT -- Season**  
 200 2013, 2014  
 197 2010  
 194 2012  
 193 2001

**MOST FIRST DOWNS PASSING, OPPONENT -- Game**  
 26 11/18/12 at Houston  
 25 11/4/07 at New Orleans  
 23 10/3/10 vs. Indianapolis  
 22 9/21/14 vs. Indianapolis

**FEWEST FIRST DOWNS PASSING, OPPONENT -- Season**  
 143 2006  
 144 2000  
 158 2005

**FEWEST FIRST DOWNS PASSING, OPPONENT -- Game**  
 0 12/3/00 vs. Cleveland  
 3 5 times, last 12/17/06 at Tennessee

**MOST FIRST DOWNS BY PENALTY, OPPONENT -- Season**  
 37 2012  
 36 2005  
 32 2013  
 26 2004

**MOST FIRST DOWNS BY PENALTY, OPPONENT -- Game**  
 6 9/29/96 vs. Carolina,  
 6 10/16/05 at Pittsburgh,  
 6 10/28/12 at Green Bay  
 5 11/27/05 at Arizona,  
 5 12/16/12 at Miami  
 5 10/4/15 at Indianapolis

**FEWEST FIRST DOWNS BY PENALTY, OPPONENT -- Season**  
 13 2007  
 16 2009  
 17 1999

**FEWEST FIRST DOWNS BY PENALTY, OPPONENT -- Game**  
 0 In 66 games

## TOTAL NET YARDS

**MOST NET YARDS GAINED -- Season**  
 5,760 1996  
 5,719 2007  
 5,690 2000

**MOST NET YARDS GAINED -- Game**  
 538 10/20/96 at St. Louis  
 519 9/20/98 vs. Baltimore  
 494 11/21/99 vs. New Orleans

**FEWEST NET YARDS GAINED -- Season**  
 4,149 2011  
 4,495 1995  
 4,634 2014  
 4,701 2013

**FEWEST NET YARDS GAINED -- Game**  
 117 9/16/12 vs. Houston  
 126 12/26/04 vs. Houston  
 132 11/14/99 vs. Baltimore  
 146 9/3/95 vs. Houston

**MOST NET YARDS ALLOWED -- Season**  
 6,088 2012  
 6,070 2013  
 5,949 2010  
 5,932 2014

**MOST NET YARDS ALLOWED -- Game**  
 653 11/18/12 at Houston  
 538 11/4/07 at New Orleans  
 533 9/25/00 at Indianapolis  
 529 9/21/14 vs. Indianapolis

**FEWEST NET YARDS ALLOWED -- Season**  
 4,334 1999  
 4,538 2006  
 4,655 2005

**FEWEST NET YARDS ALLOWED -- Game**  
 53 12/3/00 vs. Cleveland  
 98 12/17/06 at Tennessee  
 124 12/7/03 vs. Houston

**MOST NET YARDS GAINED, BOTH TEAMS -- Season**  
 11,409 2010  
 11,022 2009  
 10,876 2012

**MOST NET YARDS GAINED, BOTH TEAMS -- Game**  
 1,111 11/18/12,  
 Jaguars (458), at Hou. (653)  
 970 11/4/07,  
 Jaguars (432), at N.O. (538)  
 907 12/1/96,  
 Jaguars (422), vs. Cin. (485)  
 886 11/14/10,  
 Jaguars (491), vs. Hou. (395)

**FEWEST NET YARDS GAINED, BOTH TEAMS -- Season**  
 9,157 2011  
 9,804 2005  
 9,910 2001

**FEWEST NET YARDS GAINED, BOTH TEAMS -- Game**  
 351 10/24/11,  
 Jaguars (205), vs. BAL (146)  
 374 11/14/99,  
 Jaguars (132), vs. BAL (242)  
 386 9/3/95,  
 Jaguars (140), vs. HOU (246)

## PASSING

**MOST NET YARDS PASSING -- Season**  
 4,110 1996  
**3,925 2015**  
 3,704 1997  
 3,658 2000

**MOST NET YARDS PASSING -- Game**  
 420 10/20/96 at St. Louis  
 413 9/22/96 at New England (OT)  
 375 9/10/00 at Baltimore

**FEWEST NET YARDS PASSING -- Season**  
 2,179 2011  
 2,762 2002  
 2,790 1995

**FEWEST NET YARDS PASSING -- Game**  
 31 12/26/04 vs. Houston  
 45 9/3/95 vs. Houston  
 52 9/26/10 vs. Philadelphia,  
 52 9/16/12 vs. Houston

**MOST NET YARDS PASSING ALLOWED -- Season**  
**4,291 2015**  
 4,004 2010  
 3,962 2013  
 3,899 2014

**MOST NET YARDS PASSING ALLOWED -- Game**  
 504 11/18/12 at Houston  
 440 9/25/00 at Indianapolis  
 435 11/4/07 at New Orleans  
 402 11/17/13 vs. Arizona  
 385 9/21/14 vs. Indianapolis

**FEWEST NET YARDS PASSING ALLOWED -- Season**  
 2,890 1999  
 2,946 2005  
 3,078 2006

**FEWEST NET YARDS PASSING ALLOWED -- Game**  
 -9 12/3/00 vs. Cleveland  
 45 10/8/06 vs. New York Jets  
 54 12/7/03 vs. Houston

**MOST NET YARDS PASSING, BOTH TEAMS -- Season**  
**8,399 2015**  
 7,424 1996

**MOST NET YARDS PASSING, BOTH TEAMS -- Game**  
 876 11/18/12,  
 Jaguars (372), at Hou. (504)  
 779 11/4/07,  
 Jaguars (344), at N.O. (435)  
 669 12/1/96,  
 Jaguars (356), vs. Cin. (313)  
 668 12/18/08,  
 Jaguars (304), vs. Ind. (364)

**FEWEST NET YARDS PASSING, BOTH TEAMS -- Season**  
 5,520 2011  
 5,960 2006  
 6,026 2002

**FEWEST NET YARDS PASSING, BOTH TEAMS -- Game**  
 125 9/3/95,  
 Jaguars (45), vs. Houston (80)  
 145 12/26/04,  
 Jaguars (31), vs. Houston (114)  
 176 10/8/06,  
 Jaguars (131), vs. N.Y. Jets (45)

**MOST GROSS YARDS PASSING -- Season**  
**4,428 2015**  
 4,367 1996  
 3,947 2000

**MOST GROSS YARDS PASSING -- Game**  
 432 9/22/96 at New England (OT)  
 421 10/20/96 at St. Louis  
 386 9/10/00 at Baltimore

**FEWEST GROSS YARDS PASSING -- Season**  
 2,510 2011  
 3,019 2002  
 3,060 2006

**FEWEST GROSS YARDS PASSING -- Game**  
 54 12/26/04 vs. Houston  
 69 9/3/95 vs. Houston  
 73 12/8/02 vs. Cleveland

**MOST GROSS YARDS PASSING ALLOWED -- Season**  
**4,528 2015**  
 4,193 2010  
 4,187 2013  
 3,960 2012

**MOST GROSS YARDS PASSING ALLOWED -- Game**  
 527 11/18/12 at Houston  
 445 11/4/07 at New Orleans  
 440 9/25/00 at Indianapolis  
 419 11/17/13 vs. Arizona  
 390 9/21/14 vs. Indianapolis

**FEWEST GROSS YARDS PASSING ALLOWED -- Season**  
 3,223 2005  
 3,263 1999  
 3,278 2006

**FEWEST GROSS YARDS PASSING ALLOWED -- Game**  
 33 12/3/00 vs. Cleveland  
 71 12/7/03 vs. Houston,  
 71 10/8/06 vs. New York Jets

**MOST PASSING ATTEMPTS -- Season**  
**607 2015**  
 592 2013  
 586 2012  
 557 1996, 2014  
 545 2000

**MOST PASSING ATTEMPTS -- Game**  
 54 10/10/04 at San Diego  
 53 10/18/15 vs. Houston  
 52 10/20/96 at St. Louis

**FEWEST PASSING ATTEMPTS -- Season**  
 446 2006  
 462 2002  
 463 1998

**FEWEST PASSING ATTEMPTS -- Game**  
 13 10/13/02 at Tennessee  
 14 12/8/02 vs. Cleveland,  
 14 12/10/06 vs. Indianapolis

**MOST PASSING ATTEMPTS, OPPONENT -- Season**  
 577 1998  
 551 2013  
 544 2001

**MOST PASSING ATTEMPTS, OPPONENT -- Game**  
 58 12/5/13 vs. Houston  
 55 11/18/12 at Houston  
 51 11/10/02 vs. Washington  
 50 3 times, last 12/10/06 vs. IND

**FEWEST PASSING ATTEMPTS, OPPONENT -- Season**  
 458 2000  
 465 2008  
 482 2005

**FEWEST PASSING ATTEMPTS, OPPONENT -- Game**  
 11 1/3/10 at Cleveland  
 15 12/17/06 at Tennessee  
 16 3 times, last 10/1/00 vs. PIT

# TEAM RECORDS / REGULAR SEASON

## PASSING

### MOST PASS COMPLETIONS -- Season

355 2015  
353 1996  
349 2013

### MOST PASS COMPLETIONS -- Game

37 10/20/96 at St. Louis  
36 10/10/04 at San Diego  
30 12/29/13 at Indianapolis  
30 10/15/95 vs. Chicago,

### FEWEST PASS COMPLETIONS -- Season

240 2011  
266 2006  
268 2002

### FEWEST PASS COMPLETIONS -- Game

7 10/13/02 at Tennessee,  
7 10/28/07 at Tampa Bay  
8 9/19/04 vs. Denver,  
8 12/10/06 vs. Indianapolis

### MOST PASS COMPLETIONS, OPPONENT -- Season

390 2015  
355 2014  
354 2001, 2013

### MOST PASS COMPLETIONS, OPPONENT -- Game

43 11/18/12 at Houston  
35 11/4/07 at New Orleans  
34 10/31/10 at Dallas  
33 12/5/13 vs. Houston  
33 10/3/10 vs. Indianapolis  
33 9/21/14 vs. Indianapolis  
33 9/27/15 at New England

### FEWEST PASS COMPLETIONS, OPPONENT -- Season

258 2000  
285 2005  
291 1996, 1999

### FEWEST PASS COMPLETIONS, OPPONENT -- Game

7 11/17/96 at Pittsburgh,  
7 12/3/00 vs. Cleveland,  
7 1/3/10 at Cleveland  
8 12/18/05 vs. San Francisco,  
8 12/17/06 at Tennessee

### MOST TOUCHDOWN PASSES -- Season

35 2015  
28 2007, 2010  
26 2010  
24 1998

### MOST TOUCHDOWN PASSES -- Game

5 12/6/15 at Tennessee  
4 10/11/15 at Tampa Bay,  
4 12/27/15 at New Orleans,  
4 11/29/98 at Cincinnati,  
4 12/23/07 vs. Oakland,  
4 12/30/07 at Houston,  
4 10/31/10 at Dallas,  
4 11/18/12 at Houston

### MOST TOUCHDOWN PASSES, OPPONENT -- Season

29 2013, 2015  
28 1995, 2009, 2010  
25 2008  
24 1996, 1997, 2014

### MOST TOUCHDOWN PASSES, OPPONENT -- Game

5 12/26/99 at Tennessee,  
5 9/10/00 at Baltimore,  
5 11/18/12 at Houston  
5 9/22/13 at Seattle

### MOST INTERCEPTIONS THROWN -- Season

21 2010  
21 2013  
20 1996  
18 2014  
17 2003, 2012

### MOST INTERCEPTIONS THROWN -- Game

5 10/20/96 at St. Louis  
4 11/12/06 vs. Houston,  
4 12/17/95 at Detroit,  
4 9/19/10 at San Diego,  
4 11/21/10 vs. Cleveland,  
4 9/18/11 at New York Jets

### FEWEST INTERCEPTIONS THROWN -- Season

6 2005  
8 2007  
9 1997, 2002

### FEWEST INTERCEPTIONS THROWN -- Game

0 In 147 games

### MOST INTERCEPTIONS THROWN, OPPONENT -- Season

20 2006, 2007  
19 1999, 2005  
17 2011

### MOST INTERCEPTIONS THROWN, OPPONENT -- Game

4 10/31/10 at Dallas  
3 18 times, last 12/11/11 vs. TB

### FEWEST INTERCEPTIONS THROWN, OPPONENT -- Season

6 2014  
11 2013  
12 2000, 2001, 2012

### MOST TIMES SACKED -- Season

71 2014  
63 2001  
62 2014  
57 1995

### MOST TIMES SACKED -- Game

10 9/14/14 at Washington  
8 1/3/15 at Houston,  
8 12/14/14 at Baltimore,  
8 12/9/01 at Cincinnati,  
8 12/16/01 at Cleveland  
7 In 10 games, last 11/30/14 vs NYG

### MOST TIMES SACKED, OPPONENT -- Season

57 1999  
48 1997  
47 2005

### MOST TIMES SACKED, OPPONENT -- Game

9 11/7/99 at Atlanta  
7 9/16/07 vs. Atlanta,  
7 11/9/08 at Detroit

### FEWEST TIMES SACKED -- Season

28 2003  
30 2006  
31 2007

### FEWEST TIMES SACKED -- Game

0 In 21 games

### FEWEST TIMES SACKED, OPPONENT -- Season

14 2009  
17 1995  
20 2012

### FEWEST TIMES SACKED, OPPONENT -- Game

0 In 57 games

### MOST CONSECUTIVE GAMES WITH A PASSING TOUCHDOWN

15 9/13/15 vs. Car. - 12/27/15 at N.O.  
13 9/10/95 at Cin. - 12/10/95 vs. Ind.  
10 10/22/00 vs. Was. - 9/9/01 vs. Pit.,  
10 10/28/07 at T.B. - 12/30/07 at Hou.

### MOST CONSECUTIVE GAMES WITH A PASSING TOUCHDOWN, OPPONENT

15 9/8/96 vs. Hou. - 12/22/96 vs. Sea.  
13 9/20/98 vs. Bal. - 12/20/98 at Min.,  
13 12/16/07 at Pit. - 11/16/08 vs. Ten.

### MOST 300-YARD PASSING GAMES BY AN INDIVIDUAL -- Season

6 1996, 2015  
3 7 times, last 2013

### MOST 300-YARD PASSING GAMES BY AN INDIVIDUAL, OPPONENT -- Season

5 2010  
4 2013

## RUSHING

### MOST RUSHING YARDS -- Season

2,541 2006  
2,395 2010  
2,391 2007

### MOST RUSHING YARDS -- Game

375 12/10/06 vs. Indianapolis  
258 12/5/10 at Tennessee  
244 12/3/00 vs. Cleveland,  
244 10/14/07 vs. Houston

### FEWEST RUSHING YARDS -- Season

1,260 2013  
1,369 2012  
1,453 2015  
1,600 2001

### FEWEST RUSHING YARDS -- Game

12 10/2/05 vs. Denver  
25 9/14/14 at Washington  
26 10/1/00 vs. Pittsburgh  
29 9/29/96 at New England (OT)

### MOST RUSHING YARDS ALLOWED -- Season

2,256 2012  
2,108 2013  
2,071 2002  
2,033 2014  
2,003 1995

### MOST RUSHING YARDS ALLOWED -- Game

305 11/1/09 at Tennessee  
282 9/9/07 vs. Tennessee  
246 11/12/95 vs. Seattle

### FEWEST RUSHING YARDS ALLOWED -- Season

1,406 2003  
1,444 1999  
1,460 2006

### FEWEST RUSHING YARDS ALLOWED -- Game

10 10/7/07 at Kansas City  
14 11/17/13 vs. Arizona  
25 11/20/06 vs. New York Giants  
26 9/18/06 vs. Pittsburgh

### MOST RUSHING YARDS, BOTH TEAMS -- Season

4,340 2010  
4,160 2002  
4,102 1998

### MOST RUSHING YARDS, BOTH TEAMS -- Game

522 11/1/09,  
Jaguars (217), at Ten. (305)  
421 10/30/05,  
Jaguars (221), at Stl. (200)  
409 12/10/06,  
Jaguars (375), vs. Ind. (34)

### FEWEST RUSHING YARDS, BOTH TEAMS -- Season

3,182 2015  
3,211 2001  
3,368 2013  
3,431 1996

### FEWEST RUSHING YARDS, BOTH TEAMS -- Game

46 11/17/13  
Jaguars (32) vs. Ari. (14)  
99 12/3/01,  
Jaguars (62), vs. G.B. (37)  
112 11/20/05,  
Jaguars (49), at Ten. (63)  
122 12/9/01,  
Jaguars (62), at Cin. (60)

### MOST RUSHING ATTEMPTS -- Season

522 2007  
514 1999  
513 2006

### MOST RUSHING ATTEMPTS -- Game

53 12/5/10 at Tennessee  
50 11/14/04 vs. Detroit  
48 9/21/08 at Indianapolis

### FEWEST RUSHING ATTEMPTS -- Season

354 2015  
358 2012  
372 2001  
378 2013  
410 1995

### FEWEST RUSHING ATTEMPTS -- Game

10 9/14/14 at Washington  
11 9/22/96 at New England (OT),  
11 10/26/03 vs. Tennessee,  
11 10/2/05 vs. Denver  
12 10/31/04 at Houston,  
12 11/8/12 vs. Indianapolis

### MOST RUSHING ATTEMPTS, OPPONENT -- Season

545 2012  
507 2013  
504 1995  
487 2002

### MOST RUSHING ATTEMPTS, OPPONENT -- Game

49 9/9/07 vs. Tennessee,  
49 11/1/09 at Tennessee,  
49 1/3/10 at Cleveland

### FEWEST RUSHING ATTEMPTS, OPPONENT -- Season

373 1999  
390 2007  
416 2010

### FEWEST RUSHING ATTEMPTS, OPPONENT -- Game

10 10/7/07 at Kansas City  
11 11/7/99 at Atlanta  
12 10/24/11 vs. Baltimore  
13 10/5/03 vs. San Diego,  
13 9/11/11 vs. Tennessee

### HIGHEST RUSHING AVERAGE -- Season

4.95 2006  
4.68 2010  
4.59 2002

### HIGHEST RUSHING AVERAGE -- Game

13.56 11/1/09 at Tennessee  
(16 attempts, 217 yards)  
9.38 10/14/07 vs. Houston  
(26 attempts, 244 yards)  
8.93 12/10/06 vs. Indianapolis  
(43 attempts, 375 yards)

### LOWEST RUSHING AVERAGE -- Season

3.30 2013  
3.79 1997  
3.83 1996  
3.80 2012

### LOWEST RUSHING AVERAGE -- Game

1.11 10/2/05 vs. Den.  
(11 attempts, 12 yards)  
1.53 9/22/97 vs. Pit.  
(26 attempts, 40 yards)  
1.60 11/20/05 at Ten.  
(30 attempts, 49 yards)

### HIGHEST RUSHING AVERAGE, OPPONENT -- Season

4.68 2010  
4.44 1998  
4.25 2002  
4.20 2013

### HIGHEST RUSHING AVERAGE, OPPONENT -- Game

6.65 9/15/13 at Oak.  
(34 attempts, 226 yards)  
6.63 10/6/02 vs. Phil.  
(30 attempts, 199 yards)  
6.53 12/23/07 vs. Oak.  
(17 attempts, 111 yards)  
6.50 10/7/12 vs. Chi.  
(33 attempts, 214 yards)  
6.48 10/28/07 at T.B.  
(21 attempts, 136 yards)

### LOWEST RUSHING AVERAGE, OPPONENT -- Season

3.18 2003  
3.43 2001  
3.48 2006



# TEAM RECORDS / REGULAR SEASON



## RUSHING

**LOWEST RUSHING AVERAGE, OPPONENT -- Game**

0.58	11/17/13 vs. Ari. (24 attempts, 14 yards)
1.00	10/7/07 at K.C. (10 attempts, 10 yards)
1.04	11/8/15 at NYJ (28 attempts, 29 yards)
1.34	9/14/03 vs. Buf. (32 attempts, 43 yards)
1.70	12/10/06 vs. Ind. (20 attempts, 34 yards)

**MOST TOUCHDOWNS SCORED RUSHING -- Season**

23	2006
20	1997, 1999
19	1998, 2002, 2009

**MOST TOUCHDOWNS SCORED RUSHING -- Game**

5	10/12/97 vs. Philadelphia,
5	12/3/00 vs. Cleveland
4	5 times, last 9/27/09 at Houston

**MOST TOUCHDOWNS SCORED RUSHING, OPPONENT -- Season**

20	2013
19	2010, 2012
17	1995

**MOST TOUCHDOWNS SCORED RUSHING, OPPONENT -- Game**

4	10/27/13 vs. San Francisco
4	11/12/95 vs. Seattle,
4	11/4/12 vs. Detroit
3	In 12 games, last 9/14/14 at WAS

**MOST 100-YARD RUSHING GAMES BY AN INDIVIDUAL -- Season**

9	2000
8	1998
7	2003, 2006, 2007, 2010

**MOST 100-YARD RUSHING GAMES BY AN INDIVIDUAL, OPPONENT -- Season**

6	1998
5	2002, 2010

**MOST CONSECUTIVE GAMES WITH A RUSHING TOUCHDOWN**

8	11/21/99 vs. N.O. - 9/3/00 at Cle.,
8	11/12/06 vs. Hou. - 12/31/06 at K.C.
7	9/8/02 vs. Ind. - 10/27/02 vs. Hou.,
7	11/11/07 at Ten. - 12/23/07 vs. Oak.

**MOST CONSECUTIVE GAMES WITH A RUSHING TOUCHDOWN, OPPONENT**

7	10/28/01 at Bal. - 12/9/01 at Cin.,
7	11/17/02 vs. Was. - 12/29/02 at Ind.



## RECEIVING

**MOST RECEPTIONS -- Season**

355	2015
353	1996
349	2013
335	2008

**MOST RECEPTIONS -- Game**

37	10/20/96 at St. Louis
36	10/10/04 at San Diego
32	10/12/14 at Tennessee
30	12/29/13 at Indianapolis,
30	10/15/95 vs. Chicago

**MOST RECEPTIONS, OPPONENT -- Season**

355	2014
354	2001, 2013
345	2009

**MOST RECEPTIONS, OPPONENT -- Game**

43	11/18/12 at Houston
35	11/4/07 at New Orleans
34	10/31/10 at Dallas
33	9/21/14 vs. Indianapolis
33	12/5/13 vs. Houston
33	10/3/10 vs. Indianapolis
33	9/27/15 at New England

**FEWEST RECEPTIONS -- Season**

240	2011
266	2006
268	2002

**FEWEST RECEPTIONS -- Game**

7	10/13/02 at Tennessee,
7	10/28/07 at Tampa Bay
8	12/10/06 vs. Indianapolis,
8	9/19/04 vs. Denver

**FEWEST RECEPTIONS, OPPONENT -- Season**

258	2000
285	2005
291	1996, 1999

**FEWEST RECEPTIONS, OPPONENT -- Game**

7	11/17/96 at Pittsburgh,
7	12/3/00 vs. Cleveland,
7	1/3/10 at Cleveland
8	12/18/05 vs. San Francisco,
8	12/17/06 at Tennessee

**MOST RECEIVING YARDS -- Season**

4,428	2015
4,367	1996
3,947	2000

**MOST RECEIVING YARDS -- Game**

432	9/22/96 at New England (OT)
421	10/20/96 at St. Louis
386	9/10/00 at Baltimore

**MOST RECEIVING YARDS, OPPONENT -- Season**

4,193	2010
4,187	2013
4,174	2014
3,960	2012

**MOST RECEIVING YARDS, OPPONENT -- Game**

527	11/18/12 at Houston
445	11/4/07 at New Orleans
440	9/25/00 at Indianapolis
419	11/17/13 vs. Arizona
390	9/21/14 vs. Indianapolis

**FEWEST RECEIVING YARDS -- Season**

2,510	2011
3,019	2002
3,060	2006

**FEWEST RECEIVING YARDS -- Game**

54	12/26/04 vs. Houston
69	9/3/95 vs. Houston
73	12/8/02 vs. Cleveland

**FEWEST RECEIVING YARDS, OPPONENT -- Season**

3,223	2005
3,263	1999
3,278	2006



## PUNTING

**MOST PUNTS -- Season**

99	2011
95	2013
94	2014
92	2012

**MOST PUNTS -- Game**

11	9/8/13 vs. Kansas City
10	11/16/08 vs. Tennessee
9	9 times, last 10/21/12 at Oakland

**FEWEST PUNTS -- Season**

54	2007
57	2010
66	1997

**FEWEST PUNTS -- Game**

0	10/20/96 at St. Louis,
0	10/14/07 vs. Houston,
0	12/2/07 at Indianapolis,
0	9/19/10 at San Diego,
0	10/10/10 at Buffalo

**MOST PUNTING YARDS -- Season**

4,464	2014
4,353	2012
4,338	2013
4,147	2011

**MOST PUNTING YARDS -- Game**

556	9/8/13 vs. Kansas City (11 punts)
470	9/16/12 vs. Houston (9 punts)
422	10/16/05 at Pittsburgh (9 punts)
409	11/16/08 vs. Tennessee (10 punts)
406	12/24/11 at Tennessee (9 punts)

**FEWEST PUNTING YARDS -- Season**

2,249	2007
2,496	2010
2,853	2003

**FEWEST PUNTING YARDS -- Game**

0	10/20/96 at St. Louis (0 punts),
0	10/14/07 vs. Houston (0 punts),
0	12/2/07 at Indianapolis (0 punts),
0	9/19/10 at San Diego (0 punts),
0	10/10/10 at Buffalo (0 punts)

**MOST PUNTS, OPPONENT -- Season**

96	1999
90	2006, 2000
89	2011

**MOST PUNTS, OPPONENT -- Game**

12	12/3/00 vs. Cleveland
10	9/20/98 vs. Baltimore,
10	12/7/03 vs. Houston,
10	11/27/11 vs. Houston,
10	9/8/13 vs. Kansas City

**FEWEST PUNTS, OPPONENT -- Season**

61	1995
62	2009
64	2010

**FEWEST PUNTS, OPPONENT -- Game**

0	9/27/15 at New England
1	7 times, last 10/27/13 vs. S.F.

**MOST PUNTING YARDS, OPPONENT -- Season**

3,976	1999
3,852	2011
3,822	2000

**MOST PUNTING YARDS, OPPONENT -- Game**

517	12/3/00 vs. Cleveland (12 punts)
491	9/20/98 vs. Baltimore (10 punts)

**FEWEST PUNTING YARDS, OPPONENT -- Season**





2,518	2002
2,564	1995

**FEWEST PUNTING YARDS, OPPONENT -- Game**

28	12/17/95 at Detroit (1 punt)
29	10/15/95 vs. Chicago (1 punt)



# TEAM RECORDS / REGULAR SEASON

 PUNTING	 PUNT RETURNS	 KICKOFF RETURNS	 INTERCEPTIONS
<b>MOST PUNTS, BOTH TEAMS -- Season</b>	<b>MOST PUNT RETURNS -- Season</b>	<b>MOST KICKOFF RETURNS -- Season</b>	<b>MOST INTERCEPTIONS -- Season</b>
188 2011 (Jaguars 99, Opp. 89)	53 2005	80 2010	20 2006, 2007
174 1999 (Jaguars 78, Opp. 96)	46 2000	74 1995, 2008	19 1999, 2005
171 2013 (Jaguars 95, Opp. 76)	45 1998, 1999, 2006	67 1996, 2003	
<b>MOST PUNTS, BOTH TEAMS -- Game</b>	<b>MOST PUNT RETURNS -- Game</b>	<b>MOST KICKOFF RETURNS -- Game</b>	<b>MOST INTERCEPTIONS -- Game</b>
21 9/8/13	7 12/3/00 vs. Cleveland,	9 12/17/95 at Detroit	4 10/31/10 at Dallas
Jaguars (11), vs. K.C. (10)	7 11/13/05 vs. Baltimore,	8 11/12/95 vs. Seattle,	3 20 times, last 10/19/14 vs. CLE
19 11/27/11,	7 12/18/05 vs. San Francisco	8 12/1/02 vs. Pittsburgh	
Jaguars (9), vs. Hou. (10)			<b>MOST INTERCEPTIONS, OPPONENT -- Season</b>
18 9/20/98,	<b>MOST PUNT RETURN YARDS -- Season</b>	<b>MOST KICKOFF RETURN YARDS -- Season</b>	21 2010,
Jaguars (8), vs. Bal. (10),	581 1998	1,903 2010	21 2013
18 11/14/99,	462 1999	1,678 2008	20 1996
Jaguars (9), vs. Bal. (9),	415 2005	1,532 1995	18 2014
18 11/16/08,	<b>MOST PUNT RETURN YARDS -- Game</b>	<b>MOST KICKOFF RETURN YARDS -- Game</b>	17 2003, 2012
Jaguars (10), vs. Ten. (8)	134 9/13/98 vs. Kansas City	223 10/25/98 at Denver	<b>MOST INTERCEPTIONS, OPPONENT -- Game</b>
<b>FEWEST PUNTS, BOTH TEAMS -- Season</b>	99 12/19/10 at Indianapolis	209 12/17/95 at Detroit	5 10/20/96 at St. Louis
120 2007 (Jaguars 54, Opp. 66)	83 11/21/98 vs. New Orleans	198 12/26/99 at Tennessee	4 11/12/06 vs. Houston,
121 2010 (Jaguars 57, Opp. 64)			4 12/17/95 at Detroit,
134 2008 (Jaguars 67, Opp. 67)	<b>HIGHEST PUNT RETURN AVERAGE -- Season</b>	<b>HIGHEST KICKOFF RETURN AVERAGE -- Season</b>	4 9/19/10 at San Diego,
134 2009 (Jaguars 72, Opp. 62)	12.9 1998 (45 for 581 yards)	25.9 2013 (41 for 1,060 yards)	4 11/21/10 vs. Cleveland,
<b>FEWEST PUNTS, BOTH TEAMS -- Game</b>	<b>11.6 2015 (31 for 361 yards)</b>	23.9 2005 (50 for 1,197 yards)	4 9/18/11 at N.Y. Jets
2 10/15/95, Jaguars (1), vs. Chi. (1),	11.4 1997 (36 for 412 yards)	23.8 2010 (80 for 1,903 yards)	<b>MOST INTERCEPTION RETURN YARDS -- Season</b>
2 10/14/07, Jaguars (0), vs. Hou. (2),	11.1 2002 (28 for 311 yards),	23.2 2006 (49 for 1,136 yards)	330 1999
2 12/2/07, Jaguars (0), at Ind. (2),	11.1 2003 (34 for 376 yards)	22.7 2007 (49 for 1,110 yards)	280 2006
2 9/19/10, Jaguars (0), at S.D. (2)	<b>HIGHEST PUNT RETURN AVERAGE -- Game</b>	22.7 2008 (74 for 1,678 yards)	237 2007
<b>HIGHEST PUNTING AVERAGE -- Season</b>	<b>(minimum 4 returns)</b>	<b>HIGHEST KICKOFF RETURN AVERAGE -- Game</b>	<b>MOST INTERCEPTION RETURN YARDS -- Game</b>
47.5 2014 (94 punts)	24.8 12/19/10 at Ind. (4 for 99 yards)	<b>(minimum 4 returns)</b>	110 11/5/06 vs. Tennessee (3 ints)
47.3 2012 (92 punts)	20.5 9/24/95 vs. G.B. (4 for 82 yards)	40.5 11/4/07 at N.O. (4 for 162 yards)	90 9/12/99 vs. San Francisco (3 ints)
45.7 2013 (95 punts)	17.5 10/6/96 at N.O. (4 for 70 yards)	36.3 10/10/10 at Buffalo (4 for 145 yards)	88 9/21/08 at Indianapolis (2 ints)
45.0 1998 (85 punts)	<b>MOST PUNT RETURNS, OPPONENT -- Season</b>	36.0 11/17/13 vs. Ari. (4 for 144 yards)	72 10/5/08 vs. Pittsburgh (1 int)
44.9 1997 (66 punts)	52 2014	33.5 10/6/96 at N.O. (4 for 134 yards)	<b>MOST INTERCEPTION RETURN YARDS, OPPONENT -- Season</b>
<b>HIGHEST PUNTING AVERAGE -- Game (minimum 4 punts)</b>	48 2011	32.6 12/12/10 vs. Oak. (5 for 163 yards)	400 2012
56.3 12/23/12 vs. New England (4 punts)	47 2013	<b>MOST TOUCHDOWNS, KICKOFF RETURN -- Game</b>	370 1996
55.3 10/11/15 at Tampa Bay (4 punts)	<b>MOST PUNT RETURNS, OPPONENT -- Game</b>	1 12/3/95 at Denver,	355 2013
53.8 10/19/97 at Dallas (5 punts)	7 11/27/11 vs. Houston	1 12/7/97 vs. New England,	299 2001
53.5 9/9/12 at Minnesota (4 punts),	7 9/8/13 vs. Kansas City	1 12/26/99 at Tennessee,	263 2010
53.5 9/23/12 at Indianapolis (6 punts)	6 8 times, last 9/16/12 vs. Houston	1 11/18/01 at Pittsburgh,	<b>MOST INTERCEPTION RETURN YARDS, OPPONENT -- Game</b>
<b>HIGHEST PUNTING AVERAGE, OPPONENT -- Season</b>	<b>MOST PUNT RETURN YARDS, OPPONENT -- Season</b>	1 11/27/05 at Arizona,	177 10/20/96 at St. Louis (5 ints)
47.5 2014 (75 punts)	495 2012	1 12/10/06 vs. Indianapolis,	153 12/17/06 at Tennessee (3 ints)
46.0 2012 (68 punts)	478 2000	1 11/4/07 at New Orleans	142 12/30/12 at Tennessee (3 ints)
44.9 2009 (62 punts)	<b>MOST PUNT RETURN YARDS, OPPONENT -- Game</b>	<b>MOST KICKOFF RETURNS, OPPONENT -- Season</b>	<b>MOST INTERCEPTIONS RETURNED FOR A TOUCHDOWN -- Season</b>
<b>HIGHEST PUNTING AVERAGE, OPPONENT -- Game (minimum 4 punts)</b>	199 11/14/04 vs. Detroit	77 1997	3 1999
57.5 11/4/01 at Tennessee (4 punts)	160 12/30/12 at Tennessee	76 1998	2 2005, 2007, 2008
53.2 9/10/06 vs. Dallas (5 punts)	116 11/27/11 vs. Houston	<b>MOST KICKOFF RETURNS, OPPONENT -- Game</b>	<b>MOST INTERCEPTIONS RETURNED FOR A TOUCHDOWN -- Game</b>
52.7 12/2/99 vs. Pittsburgh (6 punts)	104 11/26/06 at Buffalo	9 9/10/00 at Baltimore,	1 13 times, last 12/28/14 at Hou.
<b>HIGHEST PUNTING AVERAGE, OPPONENT -- Season</b>	<b>HIGHEST PUNT RETURN AVERAGE, OPPONENT -- Season</b>	9 12/3/00 vs. Cleveland,	<b>MOST INTERCEPTIONS RETURNED FOR A TOUCHDOWN, OPPONENT -- Season</b>
12.6 2000 (38 for 478 yards)	12.4 2012 (40 for 495 yards)	9 12/10/00 vs. Arizona	5 2012
12.4 2012 (40 for 495 yards)	11.8 2006 (29 for 343 yards)	9 12/6/98 vs. Detroit	4 2014
11.8 2006 (29 for 343 yards)	<b>HIGHEST PUNT RETURN AVERAGE, OPPONENT -- Game (minimum 4 returns)</b>	<b>MOST KICKOFF RETURN YARDS, OPPONENT -- Season</b>	<b>MOST INTERCEPTIONS RETURNED FOR A TOUCHDOWN, OPPONENT -- Game</b>
33.2 11/14/04 vs. Det. (6 for 199 yards)	18.8 10/16/05 at Pit. (5 for 94 yards)	234 12/30/07 at Houston	2 12/17/06 at Tennessee,
18.8 10/16/05 at Pit. (5 for 94 yards)	17.4 9/23/01 vs. Ten. (5 for 87 yards)	213 12/10/00 vs. Arizona	2 11/22/98 at Pittsburgh,
<b>HIGHEST PUNT RETURN AVERAGE, OPPONENT -- Game (minimum 4 returns)</b>		198 12/6/98 vs. Detroit	2 10/7/12 vs. Chicago,
46.8 12/30/07 at HOU (5 for 234 yards)		<b>HIGHEST KICKOFF RETURN AVERAGE, OPPONENT -- Season</b>	2 12/30/12 at Tennessee,
39.4 9/6/98 at CHI (5 for 197 yards)		25.9 2012 (39 for 1,009 yards)	2 10/26/14 vs. Miami
36.8 12/17/09 vs. IND (4 for 147 yards)		24.4 1998 (76 for 1,858 yards)	1 In 21 games, last 10/25/15 vs. Buf.
		24.3 2011 (26 for 632 yards)	
		23.7 1995 (54 for 1,278 yards)	
		<b>HIGHEST KICKOFF RETURN AVERAGE, OPPONENT -- Game (minimum 4 returns)</b>	
		46.8 12/30/07 at HOU (5 for 234 yards)	
		39.4 9/6/98 at CHI (5 for 197 yards)	
		36.8 12/17/09 vs. IND (4 for 147 yards)	
		<b>MOST TOUCHDOWNS, KICKOFF RETURN, OPPONENT -- Game</b>	
		2 12/30/07 at Houston	
		1 12/10/95 vs. Indianapolis,	
		1 9/6/98 at Chicago,	
		1 12/23/00 at New York Giants,	
		1 12/17/09 vs. Indianapolis	

# TEAM RECORDS / REGULAR SEASON



## PENALTIES

### **MOST PENALTIES -- Season**

127 1996  
121 1995, 1998, 2005

### **MOST PENALTIES -- Game**

17 9/22/96 at New England (OT)  
15 10/13/96 vs. New York Jets,  
15 10/2/05 vs. Denver

### **FEWEST PENALTIES -- Season**

70 2009  
73 2014  
76 2007

### **FEWEST PENALTIES -- Game**

0 12/1/02 vs. Pittsburgh  
1 5 times, last 12/27/09  
at New England

### **MOST YARDS PENALIZED -- Season**

1,006 1996, 2005  
955 2012

### **MOST YARDS PENALIZED -- Game**

148 9/22/96 at New England  
123 10/13/96 vs. New York Jets  
122 11/30/97 vs. Baltimore

### **FEWEST YARDS PENALIZED -- Season**

542 2009  
573 2014

### **FEWEST YARDS PENALIZED -- Game**

0 12/1/02 vs. Pittsburgh  
3 12/22/96 vs. Atlanta

### **MOST PENALTIES, OPPONENT -- Season**

130 2005  
118 2004



## PENALTIES

### **MOST PENALTIES, OPPONENT -- Game**

18 1/1/06 vs. Tennessee  
14 11/26/95 vs. Cincinnati  
14 12/5/13 vs. Houston  
13 12/12/04 vs. Chicago  
13 9/21/15 vs. Miami

### **FEWEST PENALTIES, OPPONENT -- Season**

64 2009  
80 2006, 2008  
82 2007

### **FEWEST PENALTIES, OPPONENT -- Game**

0 12/14/97 at Buffalo,  
0 12/24/11 at Tennessee  
1 7 times, last 12/22/13 vs. Ten.

### **MOST YARDS PENALIZED, OPPONENT -- Season**

1,055 2005  
**989 2015**  
966 2004

### **MOST YARDS PENALIZED, OPPONENT -- Game**

177 12/5/13 vs. Houston  
149 10/12/05 vs. Miami  
140 1/1/06 vs. Tennessee  
129 11/12/95 vs. Seattle

### **FEWEST YARDS PENALIZED, OPPONENT -- Season**

498 2009  
636 2007  
684 2006

### **FEWEST YARDS PENALIZED, OPPONENT -- Game**

0 12/14/97 at Buffalo  
0 12/24/11 at Tennessee  
4 12/22/13 vs. Tennessee  
5 11/29/09 at San Francisco



## SACKS

### **MOST SACKS -- Season**

57 1999  
48 1997  
47 2005

### **MOST SACKS -- Game**

9 11/7/99 at Atlanta  
7 9/16/07 vs. Atlanta  
7 11/9/08 at Detroit

### **MOST SACKS, OPPONENT -- Season**

71 2014  
63 2001

### **MOST SACKS, OPPONENT -- Game**

10 9/14/14 at Washington  
**8 1/3/16 at Houston,**  
8 12/9/01 at Cincinnati,  
8 12/16/01 at Cleveland  
7 In 10 games, last 11/30/14 vs NYG

### **MOST CONSECUTIVE GAMES WITH NO SACKS ALLOWED**

2 12/9/07 vs. Carolina through  
12/16/07 at Pittsburgh

# OPPONENT RECORDS / REGULAR SEASON



## PASSING

### MOST YARDS PASSING

527	Matt Schaub, Hou. (11/18/12, 43 of 55)
445	Drew Brees, N.O. (11/4/07, 35 of 49)
440	Peyton Manning, Ind. (9/25/00, 23 of 36)
419	Carson Palmer, Ari. (11/17/13, 30 of 42)
<b>412</b>	<b>Drew Brees, N.O. (12/27/15, 25 of 36)</b>
379	Jon Kitna, Dal. (10/31/10, 34 of 49)
377	Philip Rivers, S.D. (9/28/14, 29 of 39)
370	Andrew Luck, Ind. (9/21/14, 31 of 39)
370	Brandon Weeden, Cle. (12/1/13, 24 of 40)

### MOST PASS ATTEMPTS

55	Matt Schaub, Hou. (11/18/12)
50	Vinny Testaverde, Bal. (11/24/96)
50	Rich Gannon, K.C. (11/9/97)
50	Shane Matthews, Was. (11/10/02)
50	Peyton Manning, Ind. (12/10/06)
49	Dan Marino, Miami (10/12/98)
49	Drew Brees, N.O. (11/4/07)
49	Jon Kitna, Dallas (10/31/10)

### MOST PASS COMPLETIONS

43	Matt Schaub, Hou. (11/18/12)
35	Drew Brees, N.O. (11/4/07)
34	Jon Kitna, Dallas (10/31/10)
34	Joe Flacco, Baltimore (11/15/15)
33	Tom Brady, N.E. (9/27/15)
33	Peyton Manning, Ind. (10/3/10)
31	Andrew Luck, Ind. (9/21/14)
31	Vinny Testaverde, Bal. (11/24/96)
31	Drew Brees, N.O. (10/2/11)

### MOST CONSECUTIVE PASS COMPLETIONS

17	Chad Henne, Miami (12/13/09)
15	Kurt Warner, Ari. (9/20/09)
14	Philip Rivers, S.D. (10/20/13)
14	Tom Brady, N.E. (12/27/09)
13	Peyton Manning, Ind. (12/17/09)
12	Andrew Luck, Ind. (9/21/14)
12	Vince Young, Ten. (11/1/09)
12	Kirk Cousins, Was. (9/14/14)

### MOST TOUCHDOWN PASSES

5	Steve McNair, Ten. (12/26/99)
5	Tony Banks, Bal. (9/10/00)
5	Matt Schaub, Hou. (11/18/12)
4	Andrew Luck, Ind. (9/12/14)
4	John Elway, Den. (12/3/95)
4	Peyton Manning, Ind. (9/25/00)
4	Peyton Manning, Ind. (12/2/07)
4	Matt Hasselbeck, Sea. (10/11/09)
4	Peyton Manning, Ind. (12/17/09)
4	Tom Brady, N.E. (12/27/09)
4	Russell Wilson, Sea. (9/22/13)
4	Phillip Rivers, S.D. (11/29/15)

### MOST PASSES HAD INTERCEPTED

4	Jon Kitna, Dallas (10/31/10)
3	13 times, last JaMarcus Russell, Oakland (12/23/07)

### LONGEST PASS PLAYS

98t	Ryan Fitzpatrick (Buffalo) to Terrell Owens (11/22/09)
95t	Brandon Weeden (Cleveland) to Josh Gordon (12/1/13)
91t	Carson Palmer (Arizona) to Michael Floyd
83t	Jamie Martin (St. Louis) to Kevin Curtis (10/30/05)
80t	Matt Hasselbeck (Tennessee) to Kenny Britt (9/11/11)
79t	Trent Dilfer (Tampa Bay) to Reidel Anthony (11/15/98)
77t	Brad Johnson (Washington) to Albert Connell (10/22/00)



## RUSHING/RECEIVING

### MOST RUSHING YARDS

228	Chris Johnson, Tennessee (11/1/09), 24 attempts
180	Arian Foster, Houston (1/2/10), 31 attempts
179	Steven Jackson, St. Louis (10/30/05), 25 attempts
176	Shawn Alexander, Seattle (10/7/01), 31 attempts
175	Chris Brown, Tennessee (9/9/07), 19 attempts

### MOST RUSHING ATTEMPTS

36	Terry Allen, Washington (9/28/97), 122 yards
33	Anthony Thomas, Chicago (1/6/02), 160 yards
33	Larry Johnson, Kansas City (12/31/06), 138 yards
33	Jerome Harrison, Cleveland (1/3/10), 127 yards
33	Arian Foster, Houston (10/30/11), 112 yards

### MOST RUSHING TOUCHDOWNS

3	Terrell Davis, Denver (10/25/98)
3	Travis Henry, Buffalo (9/14/03)
3	Larry Johnson, K.C. (12/31/06)
3	Mikel Leshoure, Detroit (11/4/12)
3	Knowshon Moreno, Denver (10/13/13)

### LONGEST RUN FROM SCRIMMAGE

89t	Chris Johnson, Tenn. (11/1/09)
86t	Joey Galloway, Seattle (11/12/95)
76	Eddie George, Houston (9/8/96)

### LONGEST TD RUNS FROM SCRIMMAGE

89	Chris Johnson, Tenn. (11/1/09)
87	Marcus Mariota, Tenn. (12/6/15)
86	Joey Galloway, Seattle (11/12/95)
52	Chris Johnson, Tenn. (11/1/09)

### MOST RECEPTIONS

15	Reggie Wayne, IND (10/3/10)
14	Tim Brown, OAK (12/21/97)
14	David Boston, SD (10/5/03)
14	Andre Johnson, HOU (11/18/12)
13	Wes Welker, N.E. (12/27/09)
13	Andre Johnson, Hou. (12/5/13)

### MOST RECEIVING YARDS

273	Andre Johnson, Houston (11/18/12), 14 receptions
261	Josh Gordon, Cleveland (12/1/13), 10 receptions
211	Albert Connell, Washington (10/22/00), 7 receptions
197	Terrell Owens, Buffalo (11/22/09), 9 receptions
196	Yancey Thigpen, Pittsburgh (10/26/97), 11 receptions
196	Reggie Wayne, Indianapolis (10/3/10), 15 receptions
193	Amani Toomer, N.Y. Giants (12/23/00)
193	Michael Floyd, Arizona (11/17/13), 6 receptions

### MOST RECEIVING TOUCHDOWNS

3	Curtis Conway, CHI (10/15/95)
3	Carl Pickens, CIN (12/1/96)
3	Irving Fryar, PHI (10/12/97)
3	Albert Connell, Was. (10/22/00)
3	Santana Moss, Was. (10/1/06)
3	Randy Moss, N.E. (12/27/09)

### LONGEST RECEPTIONS

98t	Terrell Owens (Buffalo) from Ryan Fitzpatrick (11/22/09)
95t	Brandon Weeden (Cleveland) to Josh Gordon (12/1/13)
91t	Carson Palmer (Arizona) to Michael Floyd
83t	Kevin Curtis (St. Louis) from Jamie Martin (10/30/05)
80t	Kenny Britt (Tennessee) from Matt Hasselbeck (9/11/11)
79t	Reidel Anthony (Tampa Bay) from Trent Dilfer (11/15/98)
77t	Albert Connell (Washington) from Brad Johnson (10/22/00)
76t	Marvin Harrison (Indianapolis) from Peyton Manning (9/25/00)
73t	T.Y. Hilton (Indianapolis) from Andrew Luck (11/23/14)



## YARDAGE/PUNTING

### ALL PURPOSE YARDS

<b>(rushing, receiving and returns)</b>	
273	Andre Johnson, Hou. (11/18/12), 0 rushing, 273 receiving, 0 returns
269	Reidel Anthony, T.B. (11/15/98), 0 rush, 126 receiving, 143 returns
261	Josh Gordon, Cle. (12/1/13) 0 rush, 261 receiving, 0 returns
257	Eddie Drummond, Det. (11/14/04), 0 rushing, 0 receiving, 257 returns
254	Andre Davis, Hou. (12/30/07), 0 rushing, 20 receiving, 234 returns

### YARDS FROM SCRIMMAGE

<b>(rushing and receiving)</b>	
273	Andre Johnson, HOU (11/18/12), 0 rushing, 273 receiving
261	Josh Gordon, Cle. (12/1/13) 0 rush, 261 receiving, 0 returns
239	Chris Johnson, TEN (11/1/09), 228 rushing, 11 receiving
212	Terrell Davis, DEN (10/25/98), 136 rushing, 76 receiving
211	Albert Connell, WAS (10/22/00), 0 rushing, 211 receiving
209	Eddie George, TEN (10/16/00), 167 rushing, 42 receiving
209	Darren McFadden, OAK (12/12/10), 123 rushing, 86 receiving

### MOST PUNTS

12	Chris Gardocki, Cleveland, (12/3/00), 517 yards
10	Kyle Richardson, Baltimore, (9/20/98), 491 yards,
10	Chad Stanley, Houston, (12/7/03), 419 yards,
10	Brett Hartmann, Houston, (11/27/11), 436 yards

### HIGHEST GROSS PUNTING AVERAGE

<b>(minimum 4 punts)</b>	
57.5	Craig Hentrich, Ten. (11/4/01), 4 punts
53.2	Mat McBriar, Dallas (9/10/06), 5 punts
52.7	Josh Miller, Pittsburgh (12/2/99), 6 punts

### LONGEST PUNTS

80	Brian Moorman, Buf. (9/12/04), net 68
75	Josh Miller, Pittsburgh (12/2/99), net 55,
75	Kyle Larson, Cincinnati (10/9/05) net 75
73	Craig Hentrich, Ten. (11/5/06), net 73

### MOST PUNTS INSIDE THE 20

5	Rich Camarillo, Hou. (9/3/95), 9 punts,
5	Josh Miller, Pit. (11/18/01), 8 punts,
5	Chris Gardocki, Pit. (9/18/06), 8 punts
5	Dustin Colquitt, K.C. (9/8/13), 9 punts



## RETURNS

### MOST PUNT RETURNS

7	Jacoby Jones, HOU (11/27/11)
7	Dexter McCluster, K.C. (9/8/13)
6	Winslow Oliver, CAR (9/29/96)
6	Andre Hastings, PIT (11/17/96)
6	Craig Yeast, CIN (9/17/00)
6	Steve Smith, CAR (9/7/03)
6	Eddie Drummond, DET (11/14/04)
6	Marc Mariani, TEN (12/24/11)
6	Trindon Holliday, HOU (9/16/12)

### MOST PUNT RETURN YARDS

199	Eddie Drummond, DET (11/14/04), 6 returns
160	Darius Reynaud, TEN (12/30/12), 3 returns
116	Jacoby Jones, HOU (11/27/11), 7 returns
104	Roscoe Parrish, BUF (11/26/06), 2 returns

### LONGEST PUNT RETURNS

83t	Eddie Drummond, DET (11/14/04)
82t	Peter Warrick, CIN (12/17/00)
82t	Terrence Wilkins, IND (9/24/06)
82t	Roscoe Parrish, BUF (11/26/06)

### HIGHEST PUNT RETURN AVERAGE

<b>(minimum 3 returns)</b>	
53.3	Darius Reynaud, TEN (12/30/12), 3 for 160 yards
33.2	Eddie Drummond, DET (11/14/04), 6 for 199 yards
29.0	Peter Warrick, CIN (12/17/00), 3 for 87 yards

### MOST FAIR CATCHES

7	Chris Carr, TEN (11/16/08)
3	7 times, last Davone Bess, CLE (12/1/13)

### MOST KICKOFF RETURNS

8	MarTay Jenkins, ARI (12/10/00), 193 yards,
8	Nate Jacquet, MIN (12/23/01), 155 yards,
8	Justin Miller, N.Y. Jets (10/8/06), 172 yards

### MOST KICKOFF RETURN YARDS

234	Andre Davis, HOU (12/30/07), 5 returns
197	Glyn Milburn, CHI (9/6/98), 5 returns
196	Adam Jones, TEN (11/20/05), 6 returns

### MOST KICKOFF RETURN TOUCHDOWNS

2	Andre Davis, HOU (12/30/07), 97 and 104 yards
1	Aaron Bailey, IND (12/10/95), 95 yards,
1	Glyn Milburn, CHI (9/6/98), 88 yards,
1	Jason Sehorn, NYG (12/23/00), 38 yards (onside kick),
1	Chad Simpson, IND (12/17/09), 93 yards

### LONGEST KICKOFF RETURNS

104t	Andre Davis, HOU (12/30/07)
97t	Andre Davis, HOU (12/30/07)
95t	Aaron Bailey, IND (12/10/95)

### HIGHEST KICKOFF RETURN AVERAGE

<b>(minimum 3 returns)</b>	
46.8	Andre Davis, HOU (12/30/07), 5 for 234 yards
43.3	Corey Harris, BAL (11/28/99), 3 for 130 yards
39.4	Glyn Milburn, CHI (9/6/98), 5 for 197 yards

# OPPONENT RECORDS / REGULAR SEASON



## DEFENSE

### MOST INTERCEPTIONS

- 3 Samari Rolle, TEN (12/26/99)
- 2 18 times, last Marcus Williams, NYJ (11/8/15)

### MOST INTERCEPTION RETURN YARDS

- 130 Dewayne Washington, Pit. (11/22/98)
- 109 Zach Brown, Tenn. (12/30/12)
- 106 Anthony Parker, St. Louis (10/20/96)

### LONGEST INTERCEPTION RETURN

- 97t Anthony Henry, Cleveland (12/16/01)
- 92t Anthony Parker, St. Louis (10/20/96)
- 83t Adam Jones, Tennessee (12/17/06)
- 82t Matt Giordano, St. Louis (10/6/12)

### INTERCEPTIONS RETURNED FOR A TD

- 2 Dewayne Washington, Pit. (11/22/98)
- 2 Zach Brown, Tenn. (12/30/12)

### MOST SACKS

- 4.0 Ryan Kerrigan, WAS (9/14/14)
- 4.0 Connor Barwin, HOU (11/27/11)
- 3.5 John Abraham, ATL (12/15/11)
- 3.5 Whitney Mercilus, HOU (1/3/16)

### MOST TACKLES

- 17 Stephen Tulloch, TEN (12/5/10)
- 15 Keith Brooking, ATL (12/28/03)
- 15 Jonathan Joseph, CIN (11/2/08)
- 15 Jerod Mayo, N.E. (12/27/09)

### MOST FORCED FUMBLES

- 2 8 times, last John Abraham, Atlanta (12/15/11)

### MOST FUMBLE RECOVERIES

- 2 Bobby Houston, NYJ (9/17/95)
- 2 Samari Rolle, TEN (9/23/01)
- 2 Kimo von Oelhoffen, PIT (11/18/01)
- 2 Ray Lewis, BAL (12/28/08)



## SCORING

### POINTS

- 19 Jeff Reed, Pittsburgh (12/1/02), 6 FGs, 1 PAT
- 18 11 times, last Knowshon Moreno, Denver (10/13/13), 3 TDs

### TOUCHDOWNS

- 3 14 times, last Doug Martin, T.B. (10/11/15), 2 rush, 1 rec.



## KICKING

### FIELD GOALS

- 6 Jeff Reed, Pittsburgh (12/1/02)
- 5 Adam Vinatieri, N.E. (9/22/96) (OT)
- 5 Matt Stover, Baltimore (10/8/00)

### EXTRA POINTS

- 6 Todd Peterson, Seattle (11/12/95)
- 6 Kris Brown, Houston (12/30/07)
- 6 Phil Dawson, San Francisco (10/27/13)
- 6 Steven Hauschka, Seattle (9/22/13)

### LONGEST FIELD GOALS

- \*63 Jason Elam, Denver (10/25/98)  
\*Tied NFL Record
- 55 Blair Walsh, Min. (9/9/12)
- 54 Ryan Longwell, Min. (11/23/08)
- 53 Al Del Greco, Houston (10/1/95)
- 53 Gary Anderson, Min. (12/20/98)
- 53 Neil Rackers, Houston (11/27/11)

### MOST BLOCKED KICKS (FGs, PATs)

- 1 13 times, last Bernard Pollard, Tennessee (12/22/13), PAT





# **CUMULATIVE LEAGUE STATS**

**2015 SEASON IN REVIEW**

