

JACKSONVILLE JAGUARS

NEWS RELEASE

FOR IMMEDIATE RELEASE
CONTACT: Dan Edwards
Rick Korch
Brent Williamson
(904) 633-6000
FAX (904) 633-6055
www.jaguars.com

January 4, 2001

JAGUARS END SIXTH SEASON WITH 7-9 RECORD TWO STRAIGHT LOSSES END FIRST LOSING SEASON SINCE 1995

2000 IN REVIEW: The Jacksonville Jaguars finished their 2000 season with a 7-9 record, their first losing season and their first year out of the playoffs since their inaugural year of 1995. It was a season of streaks for the Jaguars, who lost five straight games in September and October, then rebounded with five wins in six games before dropping their final two games on the road.

The Jaguars lost by a field goal in each of their final two games, dropping contests at both Cincinnati and the New York Giants. They finished the second half of the season with a 5-3 record, rebounding from a 2-6 first half that kept them from making the playoffs for a fifth straight season.

"We expected to be in the hunt this year. We're disappointed we're not," said Jaguars head coach Tom Coughlin. "It was a disappointing season in terms of the record. No one had anticipated a 7-9 record, that's, for sure. But we created it for ourselves and we have no one to blame but ourselves. In that spirit, there is not a whole lot to say. We had opportunities. We were in a lot of games. But we did not do the things we have to do. We're better than this; we can play better than we did. There is no reason that we have to be talking about losing some of the games that we lost. We lost at least three games that we shouldn't have lost.

"We have a lot of self-evaluation to do. Our situation will not be a total rebuilding," added Coughlin. "We'll try to do what's right by our team and by our franchise. But I will say this, if it can't be done, then you will see some major changes. That's the facts of life in this league."

In the last four seasons, the Jaguars have the second-best record in the NFL. Their 43-21 record in that time is two games behind Minnesota (45-19) and tied with Denver. Jacksonville also has the third-best home record in the last four years (32-8, two games behind Green Bay) and their road record of 20-14 since 1996 is tied for the best in the league with Minnesota and Tennessee.

Here's a summary of the 2000 Jacksonville Jaguars:

- Finished fourth in the AFC Central Division with a 7-9 record
- Are one of only four teams that have been in the playoffs four of the last five seasons, joining Minnesota (5), and Miami (4) and Denver (4)
- In the last three seasons, are the only team in the NFL to repeat as division champions (1998 and '99)
- Won four of eight games at ALLTEL Stadium, where they have never had a losing season. In six years, they are 34-14 at home
- Won three games on the road
- Won five of 10 games in the division
- The franchise's six-year record in the regular season moves to 56-40
- The offense ranked 7th in the NFL in yards gained (10th rushing, 9th passing)
- The defense ranked 12th in the NFL in yards allowed (11th rushing, 14th passing)
- Scored 367 points (22.9 per game), the most in the AFC Central Division
- Had two receivers with more than 90 receptions and 1,200 yards — Keenan McCardell (94, 1,207) and Jimmy Smith (91, 1,213)
- Finished with 2,032 rushing yards, third most in team history and 70 shy of the team record
- Averaged 60,314 in attendance in 2000, and average 67,306 in six seasons
- Will select 13th in the 2001 NFL Draft (April 21-22), their highest position since 1998, when they drafted Fred Taylor on the ninth pick (a choice obtained in a trade)

2001 SCHEDULE: The Jaguars will play the following schedule in 2001 (dates and times will be announced in April):

HOME

Baltimore Ravens
Cincinnati Bengals
Cleveland Browns
Pittsburgh Steelers
Tennessee Titans
Buffalo Bills
Kansas City Chiefs
Green Bay Packers

AWAY

Baltimore Ravens
Cincinnati Bengals
Cleveland Browns
Pittsburgh Steelers
Tennessee Titans
Seattle Seahawks
Chicago Bears
Minnesota Vikings

The Jaguars have faced 30 of the 31 current teams in the NFL and have never played the San Diego Chargers. In the 2001 preseason, the Jaguars will host the Carolina Panthers and Kansas City Chiefs, and they will travel to face the New York Giants and Dallas Cowboys. Dates and times have not been set.


FINAL 2000 AFC CENTRAL DIVISION STANDINGS: The Jaguars finished the 2000 regular season with a 7-9 record and in fourth place. Here are the final 2000 AFC Central Division standings:

TEAM	W	L	T	PCT.	PTS.	OPP.	VS. DIVISION	VS. AFC	HOME	AWAY
Tennessee	13	3	0	.813	346	191	8-2	9-3	7-1	6-2
Baltimore	12	4	0	.750	333	165	8-2	10-3	6-2	6-2
Pittsburgh	9	7	0	.563	321	255	5-5	8-5	4-4	5-3
Jacksonville	7	9	0	.438	367	327	5-5	5-7	4-4	3-5
Cincinnati	4	12	0	.250	185	359	2-8	3-10	3-5	1-7
Cleveland	3	13	0	.188	161	419	2-8	3-10	2-6	1-7

INJURY UPDATE: A total of 12 players ended the 2000 season on injured reserve, six of them starters (all of whom missed at least eight games): S Carnell Lake (foot), LBs Lonnie Mart (groin) and Hardy Nickerson (knee), OT Leon Searcy (knee), C John Wade (foot) and OT Zach Wiegert (knee). The other I.R. players are: OT Mark Baniewicz (knee), OT Joe Chustz (back), TE Damon Jones (knee), RB Morgan Kane (knee/practice squad), RB Stacey Mack (finger) and LB Erik Storz (thumb).

The team's offseason conditioning program will begin in March.

THE COACH: Jacksonville head coach Tom Coughlin (56-40 in regular season, 4-4 in postseason) has led the Jaguars to two AFC Central Division championships and two appearances in the AFC Championship game in six seasons as the only head coach of the Jaguars. The Jaguars made the play-offs all four seasons from 1996 to '99 — a first for an NFL expansion team and one of only two teams in the NFL to do so (along with Minnesota). In 1999, the Jaguars had the best record in the NFL (14-2), advancing to the conference championship game before losing to Tennessee. In 1998, Coughlin guided them to their first AFC Central Division championship with an 11-5 record. They defeated the New England Patriots in a Wild-Card game before losing to the New York Jets in the Divisional playoffs. In 1997, the Jaguars were 11-5 and finished second in the AFC Central, and they were defeated by Denver in the Wild-Card playoffs. In their second season in 1996, the Jaguars advanced all the way to the AFC Championship game, finishing the regular season in second place in the division with a 9-7 record. In the playoffs, the Jaguars upset the Bills and Broncos on the road before losing at New England. In 1995, the Jaguars finished with four victories in their inaugural season. Coughlin became head coach of the Jaguars on February 21, 1994 following three successful seasons as head coach at Boston College. He compiled a record of 21-13-1 from 1991 to '93 at Boston College, and had two appearances in bowl games and a ranking of 13th in the final AP poll of 1993. A veteran of 30 years of coaching, he was previously an NFL assistant coach with the New York Giants (wide receivers, 1988-90), Green Bay Packers (wide receivers and passing game coordinator 1986-87) and Philadelphia Eagles (wide receivers, 1984-85).



COUGHLIN RANKED AMONG LEAGUE'S TOP COACHES: With every regular-season victory, Jaguars head coach Tom Coughlin moves up on two lists when compared to other active NFL head coaches. In 2000, Coughlin had five victories in 10 games vs. AFC Central teams and four wins in eight home games. Coughlin has the fourth-best record of all current NFL coaches in division games and the sixth-best record in home games (minimum of 16 home games). Records include all teams coached by an individual during the regular season.

RECORDS IN DIVISION GAMES					RECORDS IN HOME GAMES					
Rk.	Coach	W	L	T	Pct.	Rk.	Coach	W	L	Pct.
1.	Jim Fassel	22	9	1	.703	1.	Mike Holmgren	59	13	.819
2.	George Seifert	47	21	0	.691	2.	George Seifert	61	19	.763
3.	Mike Shanahan	40	20	0	.667	3.	Mike Shanahan	43	15	.741
4.	Tom Coughlin	34	18	0	.654	4.	Tony Dungy	29	11	.725
5.	Mike Holmgren	46	26	0	.639	5.	Steve Mariucci	23	9	.719
6.	Jeff Fisher	32	19	0	.627	6.	Tom Coughlin	34	14	.708
7.	Bill Cowher	41	29	0	.585	7.	Bill Cowher	51	22	.699
8.	Steve Mariucci	19	14	0	.576					

THE LAST SIX YEARS: Beginning as an expansion franchise in 1995, the Jaguars have quickly joined several impressive postseason lists in the last six years:

1995-2000

PLAYOFF APPEARANCES

Miami	5
Minnesota	5
Jacksonville	4
Buffalo	4
Dallas	4
Denver	4
San Francisco	4

DIVISION TITLES

Green Bay	3
Pittsburgh	3
Dallas	3
Jacksonville	2
Denver	2
Kansas City	2
Minnesota	2
New England	2
New York Giants	2
San Francisco	2
13 teams	1

CONFERENCE CHAMPIONSHIP APPEARANCES *

Green Bay	3
Jacksonville	2
Pittsburgh	2
Denver	2
Atlanta	1
Carolina	1
Dallas	1
Indianapolis	1
Minnesota	1
New England	1
New York Jets	1
St. Louis	1
San Francisco	1
Tennessee	1

* Does not include 2000 postseason

LAST GAME: The Jaguars lost their 2000 season finale 28-25 to the New York Giants on December 23 in Giants Stadium to drop to 7-9 for the year, their first losing season since their inaugural year of 1995. The Jaguars led 10-7 going into the fourth quarter, but they surrendered three touchdowns to the No. 1 seed in the NFC, thwarting the comeback efforts of Mark Brunell, who threw two touchdowns in the final period. The Jaguars played most of the game without WR Jimmy Smith, who was hit hard in the first quarter before returning for the final two drives, and RB Fred Taylor, who suffered a hip pointer on the second play of the second half and didn't return. The Brunell-to-Keenan McCardell connection was the team's main hope, as they hooked up on 11 passes for 131 yards. The Jaguars did stifle the Giants' running game, holding Tiki Barber and Ron Dayne to 81 yards on 30 carries, but Giants WR Amani Toomer did most of the damage with eight receptions for 193 yards and a touchdown. Two notable streaks ended in the game. Taylor rushed for 52 yards — including a 44-yard TD run — but his streak of nine consecutive 100-yard rushing games ended (tied for the third longest in NFL history). And Jimmy Smith did not catch a pass for the first time in 87 games in which he had played, dating back to mid-1995. The Giants opened the scoring in the first quarter with a TD run by Barber. The Jaguars tied the game in the second period on Taylor's long run, then they took a 10-7 lead in the third quarter on Mike Hollis' 36-yard field goal. The Giants took the lead early in the fourth quarter on a Kerry Collins to Ike Hilliard TD pass. Following was a frantic finish that saw four touchdowns in the final 3:05 of the game. Collins threw his second TD pass, then Brunell hooked up with Kyle Brady on a five-yard TD pass (as well as a two-point conversion). Next, Hollis' onside kick was caught and returned for a touchdown by New York's Jason Sehorn, in effect ending the Jaguars' hopes of a non-losing season. In the final minute, Brunell threw a 12-yard TD pass to Alvis Whitted, and then Sehorn recovered another onside kick to end the game and the Jaguars' season. The loss was the Jaguars' first ever in a regular-season finale and marked their earliest end to a season in franchise history.

NOTES FROM THE NEW YORK GIANTS GAME: The Jaguars closed out the season away from home for the first time since 1997, and they finished the year exactly one month earlier than the 1999 season, when they were ousted from the playoffs on January 23. ... They finished 2-2 vs. NFC East teams this season and are 4-4 lifetime vs. NFC East teams.

The Jaguars were outgained (327 to 373), had fewer first downs (14 to 19) and less time of possession (25:39 to 34:21). ... The Jaguars converted 5 of 14 third downs (36 percent), while the Giants were 9 of 17 (53 percent). ... The Jaguars had one takeaway and two turnovers. ... Mark Brunell completed 23 of 41 passes for 262 yards, two TDs and one interception. He finished the season with 20 touchdown passes, tying his team record set in 1998. ... Fred Taylor rushed 13 times for 52 yards (4.0 average) and one touchdown, ending his streak of nine consecutive games with 100 yards rushing, which was tied for the third-longest streak in NFL history with Walter Payton behind Barry Sanders (14) and Marcus Allen (11). ... Taylor finished the season with 1,399 yards rushing in 13 games played (he missed the first three). ... Taylor scored a touchdown in his seventh straight game, extending his team record. He ended the year with 14 touchdowns this season (second most in team history) and 37 in his career (third most, two behind James Stewart and Jimmy Smith). ... With only 70 yards rushing as a team, the 2000 Jaguars fell 70 yards short of setting a team record for most rushing yards in a season. They finished with 2,032 yards, their third straight season with more than 2,000 rushing yards. ... With Jimmy Smith sidelined most of the game, WR Keenan McCardell led the team with 11 catches for 131 yards (50 long). ... The 11 catches gave McCardell a team-leading 94 for the season, three receptions ahead of Smith, and he broke his previous career high of 85 receptions in both 1996 and '97. He also finished the year with 1,207 yards receiving, topping his previous high of 1,164 yards in 1997. It marked his fifth 100-yard game of the season, breaking his previous best of four 100-yard games in 1997. ... Smith played less than a dozen plays, returning for the final two series, but he did not catch a pass, marking the first game in which he has played and not caught a ball since October 22, 1995 ... Alvis Whitted had a career-high four receptions for 39 yards and one TD. ... Amani Toomer's 193 yards receiving was the third most ever against the Jaguars.

The defense had three sacks, giving them 24 in the last six games, compared to only 16 in the seasons' first 10 games. Sacks were made by: DE Joel Smeenge (giving him 6.0 this season and 35.5 for his career), DE Renaldo Wynn (giving him a career-high 3.5 for the season) and LB Kevin Hardy (his third of the year). Hardy started his 49th consecutive game, breaking Ben Coleman's team record of 48 straight starts (1996-98). ... DE Tony Brackens made an interception, the fourth of his career ... LB Brant Boyer led the team with 12 tackles (6 solo), followed by LB Kevin Hardy with 11 tackles (7 solo). ... Mike Hollis scored five points on two PATs and one field goal. ... Bryan Barker punted seven times for a 42.4-yard average, with a long of 56, no touchbacks and three inside the 20-yard line. He had two kicks returned for nine yards. ... Every player who dressed played except backup QB Jamie Martin. ... Thursday's inactives were: CB Shad Criss, OT Gannon Shepherd, G Dwayne Ledford and DE Paul Spicer; Saturday's inactives were: RB Shyrone Stith, OT Reggie Nelson, DT Emarlos Leroy and QB Jonathan Quinn (third QB). ... Jaguars captains were DE Renaldo Wynn, SS Donovan Darius, OT Tony Boselli and LB Brant Boyer.

MILLER LITE PLAYER OF THE WEEK: The Jaguars' nominee for the Miller Lite Player of the Week Award was WR Keenan McCardell, who caught a game-high 11 passes for 131 yards in the Jaguars' 28-25 season-ending loss to the New York Giants on December 23 at Giants Stadium. The 11 receptions tied McCardell's season high, and he finished the season with 94 catches and 1,207 yards, both career highs.

FROM QB MARK BRUNELL: (on finishing 7-9) "We had a lot of expectations going in, and it was unfortunate. We had a lot of injuries that hurt us. We lost some games that we shouldn't have lost. It's difficult particularly because of the success we have had in previous years. Not going to the playoffs and having a losing season is frustrating. And I think everyone is getting hit right now with all these emotions. As rough as it was this year and as difficult as it was, guys really hung together and came together as a team. I am really proud to be a part of this great group of guys."

(on rumored changes in 2001) "I refuse to believe that it is an end of an era. We'll be competitive next year. It will be a different team, but I firmly believe that we will keep the core group of guys and we will be competitive. We have got a lot of things to turn around, but I think this group can do it. From the players to the coaches, we have one goal as an organization and that is to get to the Super Bowl. And it's important that we do everything we can to get to that next level."

THE TEAL IS REAL . . . In the last four seasons, the Jaguars' record is tied for the second best in the NFL, two games behind the Minnesota Vikings and tied with the Denver Broncos. The Jaguars have won 43 of their last 64 regular-season games (they also won their final five games in 1996). Here's a look at the league's best records since 1997:

	<u>TEAM</u>	<u>1997</u>	<u>1998</u>	<u>1999</u>	<u>2000</u>	<u>TOTAL</u>
1.	Minnesota Vikings	9-7	15-1	10-6	11-5	45-19
2.	Jacksonville Jaguars	11-5	11-5	14-2	7-9	43-21
3.	Denver Broncos	12-4	14-2	6-10	11-5	43-21
4.	Tennessee Titans	8-8	8-8	13-3	13-3	42-22
5.	Green Bay Packers	13-3	11-5	8-8	9-7	41-23
6.	Tampa Bay Buccaneers	10-6	8-8	11-5	10-6	39-25
7.	New York Jets	9-7	12-4	8-8	9-7	38-26
8.	Kansas City Chiefs	13-3	7-9	9-7	7-9	36-28
9.	San Francisco 49ers	13-3	12-4	4-12	6-10	35-29
	Buffalo Bills	6-10	10-6	11-5	8-8	35-29

. . . WITH THE THIRD-BEST RECORD AT HOME . . . The Jaguars went 7-1 at ALLTEL Stadium from 1996 to '99 and finished 4-4 this season, giving them a 32-8 record for the third-best mark at home since the start of the 1996 season. The Jaguars have lost only seven home games since the second week of the 1996 season and have won 33 of their last 41 home games dating back to December 24, 1995, in their inaugural season. Here are the best regular-season home records in the NFL since the start of the 1996 season (The Jaguars are also 2-1 at home in the postseason):

	<u>TEAM</u>	<u>1996</u>	<u>1997</u>	<u>1998</u>	<u>1999</u>	<u>2000</u>	<u>TOTAL</u>
1.	Green Bay Packers	8-0	8-0	7-1	5-3	6-2	34-6
2.	Denver Broncos	8-0	8-0	8-0	3-5	6-2	33-7
3.	Jacksonville Jaguars	7-1	7-1	7-1	7-1	4-4	32-8
4.	Minnesota Vikings	5-3	5-3	8-0	6-2	7-1	31-9
5.	San Francisco 49ers	6-2	8-0	8-0	3-5	4-4	29-11
	Kansas City Chiefs	5-3	8-0	5-3	6-2	5-3	29-11
7.	Buffalo Bills	7-1	4-4	6-2	6-2	5-3	28-12
8.	Miami Dolphins	4-4	6-2	7-1	5-3	5-3	27-13
9.	New England Patriots	6-2	6-2	6-2	5-3	3-5	26-14
	Tennessee Titans	2-6	6-2	3-5	8-0	7-1	26-14
11.	Pittsburgh Steelers	7-1	7-1	5-3	2-6	4-4	25-15

. . . AND THE BEST RECORD ON THE ROAD . . . The Jaguars are tied with the best road record in the NFL and they are one of only four NFL teams with a better-than-.500 mark on the road dating back to November 24, 1996. The Jaguars have a 20-14 record away from home during that time (they have also won two postseason road games since 1996). Their 7-1 road record in 1999 was the best in the league and they have won 16 of their last 26 games away from home. The Jaguars all-time regular-season road record is 22-26. Here are the five best road teams in the NFL since November 24, 1996:

	<u>TEAM</u>	<u>1996*</u>	<u>1997</u>	<u>1998</u>	<u>1999</u>	<u>2000</u>	<u>TOTAL</u>
1.	Jacksonville Jaguars	2-0	4-4	4-4	7-1	3-5	20-14
	Minnesota Vikings	1-1	4-4	7-1	4-4	4-4	20-14
	Tennessee Titans	2-0	2-6	5-3	5-3	6-2	20-14
4.	Denver Broncos	1-2	4-4	6-2	3-5	6-2	20-15
5.	Green Bay Packers	2-0	5-3	4-4	3-5	3-5	17-17
	New York Jets	0-2	4-4	5-3	4-4	4-4	17-17

* Last five games

SMITH IS NFL'S LEADING RECEIVER SINCE 1996 ... Since the start of the 1996 season, Jaguars WR Jimmy Smith has the most receptions in the NFL, and teammate Keenan McCardell is fifth (Smith missed one game and most of three others in 2000). The two receivers are close friends, with McCardell nicknamed "Thunder" and Smith called "Lightning." Smith was the NFL leader in 1999 with 116 receptions — the sixth most in a season in NFL history — and he easily broke the team record of 85 set in 1996 and '97 by McCardell. McCardell has a total of 486 career receptions, while Smith has 472. Here are the leading receivers since 1996:

<u>RK.</u>	<u>PLAYER, TEAM</u>	<u>1996</u>	<u>1997</u>	<u>1998</u>	<u>1999</u>	<u>2000</u>	<u>TOTAL</u>
1.	Jimmy Smith, Jacksonville	83	82	78	#116	91	450
2.	Cris Carter, Minnesota	96	89	78	90	96	449
3.	Tim Brown, Oakland	90	#104	81	90	76	441
4.	Marvin Harrison, Indianapolis	64	73	59	115	#102	413
5.	Keenan McCardell, Jacksonville	85	85	64	78	94	406
6.	Keyshawn Johnson, NYJ/T.B.	63	70	83	89	71	376
7.	Antonio Freeman, G.B.	56	81	84	74	62	357
8.	Herman Moore, Detroit	106	#104	82	16	41	349
9.	Rod Smith, Denver	16	70	86	79	100	351
10.	Johnnie Morton, Detroit	55	80	69	80	61	345
11.	Isaac Bruce, St. Louis	84	56	32	77	87	336
12.	Wayne Chrebet, N.Y. Jets	84	58	75	48	69	334
13.	Ed McCaffrey, Den.	48	45	64	71	101	329
14.	Terrell Owens, S.F.	35	60	67	60	97	319
15.	Muhsin Muhammad, Caro.	25	27	68	96	#102	318

NFL leader



... AND SMITH LEADS ALL RECEIVERS IN YARDAGE: Over the last five seasons, Jaguars WR Jimmy Smith has amassed more receiving yardage than any receiver in the NFL, and teammate Keenan McCardell is seventh. Here's a quick look at the NFL's top receiving-yardage leaders since 1996:

RK.	PLAYER	TEAM	1996	1997	1998	1999	2000	TOTAL
1.	Jimmy Smith	Jacksonville	1,244	1,324	1,182	1,636	1,213	6,599
2.	Tim Brown	Oakland	1,104	1,408	1,012	1,344	1,128	5,992
3.	Cris Carter	Minnesota	1,163	1,069	1,011	1,241	1,274	5,758
4.	Antonio Freeman	Green Bay	933	1,243	#1,424	1,074	912	5,586
5.	Marvin Harrison	Indianapolis	836	866	776	#1,663	1,413	5,554
6.	Derrick Alexander	Balt./K.C.	1,099	1,009	992	832	1,391	5,323
7.	Keenan McCardell	Jacksonville	1,129	1,164	892	891	1,207	5,283
8.	Rod Smith	Denver	237	1,180	1,222	1,020	#1,602	5,261
9.	Isaac Bruce	St. Louis	1,338	815	457	1,165	1,471	5,246
10.	Keyshawn Johnson	NYJ/T.B.	844	963	1,131	1,170	874	4,982
11.	Terrell Owens	San Francisco	520	936	1,097	754	1,451	4,758
12.	Johnnie Morton	Detroit	714	1,057	1,028	1,129	788	4,716
13.	Tony Martin	S.D./Atl./Mia.	1,171	904	1,181	1,037	393	4,686
14.	Ed McCaffrey	Denver	553	590	1,053	1,018	1,317	4,531
15.	Terry Glenn	New England	1,132	431	792	1,147	963	4,465

NFL leader

LIGHTNING STRIKES TWICE: Jimmy Smith's performance of 15 receptions and 291 yards on September 10 at Baltimore is the fifth-most receiving yards ever in a game in NFL history and tied for the seventh-most receptions. Here are the lists:

YARDS RECEIVING IN ONE GAME

Rk.	Player, Team	Date	Yards	TDs
1.	Willie Anderson, Rams	Nov. 26, 1989	336	1
2.	Stephone Paige, Chiefs	Dec. 22, 1985	309	2
3.	Jim Benton, Rams	Nov. 22, 1945	303	1
4.	Cloyce Box, Lions	Dec. 3, 1950	302	4
5.	Jimmy Smith, Jaguars	Sept. 10, 2000	291	3

RECEPTIONS IN ONE GAME

Rk.	Player, Team	Date	Rec.
1.	Terrell Owens, 49ers	Dec. 17, 2000	20
2.	Tom Fears, Rams	Dec. 3, 1950	18
3.	Clark Gaines, Jets	Sept. 21, 1980	17
4.	Sonny Randle, Cardinals	Nov. 4, 1962	16
	Jerry Rice, 49ers	Nov. 20, 1994	16
	Keenan McCardell, Jaguars	Oct. 20, 1996	16
7.	Jimmy Smith, Jaguars	Sept. 10, 2000	15

(tied with others)

SMITH AND McCARDELL SET NFL RECORD: Jaguars WRs Jimmy Smith and Keenan McCardell set an NFL record in the November 12 game vs. Seattle when they both had 100 yards receiving in the same game for the eighth time (the record has since been tied by Minnesota's Cris Carter and Randy Moss). That broke the league mark they shared with Don Maynard and George Sauer of the New York Jets, who combined for 100-yard games seven times in the 1960s. Here's a look at the eight 100-yard games by the Smith/McCardell tandem:

Date	Opponent	Smith/McCardell Receptions-Yards
Nov. 24, 1996	at Baltimore	Smith 8-131, McCardell 9-107
Nov. 23, 1997	at Cincinnati	McCardell 8-109, Smith 5-106
Sept. 20, 1998	vs. Baltimore	Smith 2-116, McCardell 8-108
Oct. 25, 1998	at Denver	Smith 8-121, McCardell 9-113
Nov. 28, 1999	at Baltimore	Smith 10-132, McCardell 8-102
Dec. 2, 1999	vs. Pittsburgh	Smith 10-124, McCardell 5-113
Jan. 2, 2000	vs. Cincinnati	Smith 14-165, McCardell 9-108
Nov. 12, 2000	vs. Seattle	McCardell 6-156, Smith 10-117



Smith



McCardell

THE ORIGINAL THUNDER AND LIGHTNING: Jaguars WRs Jimmy Smith and Keenan McCardell are only the sixth tandem in NFL history to each have 1,000 yards receiving in the same season three different years. Here's the list:


Players	Team	Times	Years
Cris Carter and Jake Reed	Minnesota	4	1994, 1995, 1996, 1997
Jimmy Smith and Keenan McCardell	Jacksonville	3	1996, 1997, 2000
Cris Carter and Randy Moss	Minnesota	3	1998, 1999, 2000
Rod Smith and Ed McCaffrey	Denver	3	1998, 1999, 2000
Art Monk and Gary Clark	Washington	3	1986, 1989, 1991
Mark Clayton and Mark Duper	Miami	3	1984, 1986, 1991

TAYLOR'S STREAK SNAPPED AT NINE CONSECUTIVE 100-YARD GAMES: Jaguars RB Fred Taylor rushed for more than 100 yards in nine consecutive games until being held to 52 yards in the season finale at New York after missing almost the entire second half with a hip pointer. His streak tied for the third-longest streak in NFL history with Walter Payton. Here's a look at Taylor's 100-yard streak:

Player	Season	Consecutive Rushing 100s
Barry Sanders	1997	14
Marcus Allen	1985-86	11
Fred Taylor	2000	9
Walter Payton	1985	9
O.J. Simpson	1972-73	7
Earl Campbell	1979	7
Terrell Davis	1998	7


TAYLOR'S RUSHED FOR 13TH MOST YARDS EVER: Fred Taylor rushed for 234 yards in the Jaguars' 34-24 victory over the Pittsburgh Steelers on November 19, which is the 13th-most yards ever in a game in NFL history. Here's the list:

<u>Player</u>	<u>Team</u>	<u>Date</u>	<u>Opponent</u>	<u>Yards</u>
Corey Dillon	Cincinnati	Oct. 22, 2000	Denver	278
Walter Payton	Chicago	Nov. 20, 1977	Minnesota	275
O.J. Simpson	Buffalo	Nov. 25, 1976	Detroit	273
Mike Anderson	Denver	Dec. 3, 2000	New Orleans	251
O.J. Simpson	Buffalo	Sept. 16, 1973	New England	250
Willie Ellison	L.A. Rams	Dec. 5, 1971	New Orleans	247
Corey Dillon	Cincinnati	Dec. 4, 1997	Tennessee	246
Cookie Gilchrist	Buffalo	Dec. 8, 1963	N.Y. Jets	243
Jim Brown	Cleveland	Nov. 24, 1957	L.A. Rams	237
Jim Brown	Cleveland	Nov. 19, 1961	Philadelphia	237
Emmitt Smith	Dallas	Oct. 30, 1993	Philadelphia	237
Barry Sanders	Detroit	Oct. 12, 1997	Tampa Bay	237
Fred Taylor	Jacksonville	Nov. 19, 2000	Pittsburgh	234



BRADY CATCHING A BUNCH: Jaguars TE Kyle Brady set career highs for receptions and receiving yards in a season and single game this season, and he finished the year as the sixth-leading receiver among tight ends in the NFL. For the season, Brady caught 64 passes for 729 yards and three touchdowns. His previous career bests were set in 1999, when he caught 32 passes for 346 yards. Brady set team records for catches and yards by a tight end, breaking marks set by Pete Mitchell in 1996 (52 catches for 575 yards). In addition, Brady set career highs with 10 catches for 134 yards on October 29 at Dallas. Here are the six leading receivers among tight ends this season:

<u>PLAYER</u>	<u>TEAM</u>	<u>REC</u>	<u>YDS</u>	<u>AVG</u>	<u>LG</u>	<u>TD</u>
Tony Gonzalez	Kansas City	93	1,203	12.9	39	9
Freddie Jones	San Diego	71	766	10.8	44	5
Frank Wycheck	Tennessee	70	636	9.1	26	4
Chad Lewis	Philadelphia	69	735	10.7	52	3
Shannon Sharpe	Baltimore	67	810	12.1	59t	5
Kyle Brady	Jacksonville	64	729	11.4	36	3



HOLLIS IS NFL'S THIRD-MOST ACCURATE FIELD GOAL KICKER EVER: Jaguars PK Mike Hollis is the third-most-accurate field goal kicker in NFL history in the regular season (he is also the second-most accurate in the postseason). In 2001 Hollis was successful on 24 of his 26 attempts (a career-high 92.3%), giving him a career accuracy mark of 83.07, although he fell behind Miami's Olindo Mare on October 29. Mare held the No. 1 position for two weeks until being passed by Green Bay's Ryan Longwell. Here's a look at the NFL's all-time field goal accuracy charts:

REGULAR SEASON						
<u>RK</u>	<u>PLAYER</u>	<u>TEAM(S)</u>	<u>YEARS</u>	<u>FG</u>	<u>FGA</u>	<u>PCT</u>
1.	Ryan Longwell	Green Bay	1997-00	111	130	85.38
2.	Olindo Mare	Miami	1997-00	117	140	83.57
3.	Mike Hollis	Jacksonville	1995-00	157	189	83.07
4.	John Carney	San Diego	1988-00	263	325	80.92
5.	Matt Stover	Cleveland, Baltimore	1991-00	237	293	80.89
6.	Adam Vinatieri	New England	1996-00	136	169	80.47
7.	Todd Peterson	Seattle, Kansas City	1994-00	143	178	80.34
8.	Jason Hanson	Detroit	1992-00	218	272	80.15
9.	Nick Lowery	Kansas City, N.Y. Jets	1978-96	383	479	79.60
10.	Pete Stoyanovich	Miami, Kansas City, St. L.	1989-00	274	345	79.42



POSTSEASON						
<u>RK</u>	<u>PLAYER</u>	<u>TEAM(S)</u>	<u>YEARS</u>	<u>FG</u>	<u>FGA</u>	<u>PCT</u>
1.	Chuck Nelson	L.A. Rams, Minnesota	1983-88	10	11	90.90
2.	Mike Hollis	Jacksonville	1995-98	16	18	88.89
3.	Steve Christie	Tampa Bay, Buffalo	1990-99	22	25	88.00
4.	Chris Boniol	Dallas, Philadelphia	1994-98	13	15	86.67

SEVEN IS HEAVEN FOR JAGUARS: The Jaguars had five selections in the seventh round of the 2000 college draft (four compensatory picks), and all five players made the team's 53-man roster. In fact, only six of 15 players chosen leaguewide on compensatory picks in the seventh round are still in the NFL, and four of those six players are Jaguars.

The Jaguars' seventh-rounders are:


<u>Pick</u>	<u>Overall</u>	<u>Player</u>	<u>Summary</u>
7a	236	S Erik Olson	Regular on special teams, making 7 tackles
7b	241	DE Rob Meier	Regular on special teams (7 tackles), plus 17 tackles and a half-sack on defense
7c	243	RB Shyrone Stith	Reserve running back, seventh-leading kickoff returner in AFC, 14 special teams tackles
7d	245	LB Danny Clark	Regular on special teams, making 25 tackles and 2 FR, plus 6 tackles on defense
7e	247	OT Mark Baniewicz	Reserve offensive tackle; active for 3 games, then placed on I.R.

Only eight of the last 19 players drafted this year made opening day rosters, five of them Jaguars. In all, the Jaguars had 11 draft choices in 2000, and all 11 are still with the team — nine on the 53-man roster and two on injured reserve (OTs Joe Chustz and Mark Baniewicz).

BRUNELL HAS SEVENTH-BEST WINNING PERCENTAGE: Jaguars QB Mark Brunell has the seventh-best career winning percentage of active quarterbacks (minimum 20 wins).

(regular season only, minimum 20 wins)

<u>QUARTERBACK, TEAM</u>	<u>W</u>	<u>L</u>	<u>T</u>	<u>PCT.</u>
Kurt Warner, St. Louis	21	6	0	.778
Doug Flutie, Buffalo	30	14	0	.682
Brad Johnson, Washington	32	17	0	.653
Brett Favre, Green Bay	91	50	0	.645
Steve McNair, Tennessee	41	23	0	.641
Randall Cunningham, Dallas	81	52	1	.608
Mark Brunell, Jacksonville	51	33	0	.607
Elvis Grbac, Kansas City	32	24	0	.571



BRUNELL ON CENTRAL TIME: Jaguars QB Mark Brunell has the NFL's second-best division record as a starter among active quarterbacks. Since joining the Jaguars in 1995, Brunell has compiled a 30-14 (.682) record as a starter against the AFC Central. Following are the top four active quarterbacks in career division win percentage (minimum 25 starts):

<u>QUARTERBACK</u>	<u>RECORD</u>	<u>PCT.</u>
Steve McNair	24-11-0	.686
Mark Brunell	30-14-0	.682
Brett Favre	47-24-0	.662
Randall Cunningham	42-25-1	.625

BRUNELL'S TOUCHDOWN TARGETS: Mark Brunell has thrown 106 TD passes in six seasons in Jacksonville. Here are the 17 players who have caught them: Jimmy Smith (30), Keenan McCardell (21), Damon Jones (10), Willie Jackson (10), Pete Mitchell (7), James Stewart (5), Fred Taylor (4), Ernest Givins (3), Cedric Tillman (3), Alvis Whitted (3), Kyle Brady (3), Andre Rison (2), Derek Brown (1), Ty Hallock (1), Desmond Howard (1), Natrone Means (1) and R. Jay Soward (1).

JAGUARS AMONG THE LEAGUE LEADERS: The Jaguars finished 7th in the NFL in total offense (10th rushing, 9th passing), and they were 12th in defense (11th rushing and 14th passing). They were one of only four teams in the NFL in the top 12 in both offense and defense (along with Buffalo, New Orleans and Washington). ... The Jaguars scored 367 points, an average of 22.9 per game. ... The Jaguars' offense was fifth in the AFC with 318 first downs. The Jaguars were fourth in the AFC in third down percentage (100 of 235, 42.6 percent), and the defense was sixth in the AFC in opponent's third-down conversions (74 of 203, 36.5 percent). ... The Jaguars were plus-1 on the turnover table. ... The team finished with 40 sacks, the third most in six NFL seasons. ... Despite missing four games with a back injury, PK Mike Hollis was ninth among AFC kickers in scoring with 105 points. ... Despite missing three full games, Fred Taylor tied for fifth in the AFC with 14 touchdowns. ... QB Mark Brunell finished sixth in the AFC in passing with a 84.0 rating. His 3,640 passing yards was fourth in the AFC and seventh in the NFL. ... WR Keenan McCardell tied for fourth in the AFC and tied for seventh in the NFL with 94 receptions, and Jimmy Smith was seventh in the AFC and 11th in the NFL with 91 receptions. ... Smith was sixth in the AFC with 1,213 yards receiving, and McCardell was seventh with 1,207 yards. ... Kyle Brady had 64 receptions, 18th in the AFC and sixth among NFL tight ends. His 729 receiving yards was fifth among tight ends. ... Despite missing three full games, Fred Taylor finished fifth in the AFC with 1,399 rushing yards. His rushing average of 4.8 yards was third among AFC running backs. ... Bryan Barker finished 10th in the AFC with a 42.0 gross punting average and he was 11th with a 34.4 net average. Barker had 29 inside-the-20 kicks among his 76 punts, fifth most in the conference and second most of his career. ... Shyrone Stith was seventh in the AFC with a 23.8-yard average on kickoff returns. ... The Jaguars' defense recovered 18 fumbles, tied for third most in the NFL.

2000 STATS AND SUCH: Mark Brunell is 51-33 as a starter in regular-season games, 55-37 overall. He has won more games under head coach Tom Coughlin than any current NFL quarterback under his head coach. ... PK Mike Hollis has scored in 77 consecutive regular-season games in which he has played (and all eight in the playoffs). He has 681 points in his six years with the Jaguars. ... Of the Jaguars' 333 completed passes in 2000, 213 were to wide receivers, 65 to tight ends and 55 to running backs. ... The Jaguars were 5 for 14 on fourth-down conversions this season; their opponents were 4 for 8. ... A total of eight players (five on offense and three on defense) started all 16 games in 2000: WR Keenan McCardell, OT Tony Boselli, Gs Brad Meester and Brenden Stai, QB Mark Brunell, DE Tony Brackens, LB Kevin Hardy and S Donovan Darius. ... The offense used nine different starting lineup combinations in 16 games, and the defense had a different starting lineup in 12 of the 16 games. ... The Jaguars had 26 plays of 30 or more yards this season. They had 23 plays of 30-plus yards in 1999, 29 in 1998, 22 in 1997, 26 in 1996 and 12 in 1995. ... On 57 drives inside the opponent's 20, the Jaguars scored 27 TDs and 18 FGs (and 12 drives with no points). Their touchdown percentage of 47.4 inside the red zone was ninth in the AFC (up from last with four weeks left in the season). Their opponents had 40 trips inside the red zone and scored on 38 of them, with 26 TDs and 12 FGs. The TD percentage of Jaguars' opponents this year was 65.0, the best in the NFL. ... Jaguars opponents began 48 possessions inside their own 20 and they scored on six of those drives (3 TDs, 3 FGs). The Jaguars began 30 possessions inside their own 20 and scored on five of them (3 TDs, 2 FGs). ... The Jaguars used turnovers to score 87 points, while their opponents scored 92 points off turnovers. ... In six seasons, the Jaguars are 13 for 19 on two-point conversions (1 for 1 in 2000), while their opponents are 5 for 19 (2 for 3 in 2000). ... In six seasons, the Jaguars have a winning record in every month except October. They are 1-0 in August, 12-11 in September, 12-13 in October, 16-7 in November, 14-9 in December and 1-0 in January. ... In 2000, the Jaguars outscored their opponents in the first (69-59), second (142-89) and third quarters (74-61) and were outscored in the fourth quarter (76-119).

The average age of the 53-man roster as of January 5 is 26.36 years old. There were 23 players 25 or younger, 22 players between 26 and 29 years old, and eight players 30 or older. The youngest player was RB Shyrone Stith (22 years, 9 months). ... There were 10 rookies on the final 53-man roster, including eight of the 11 draft choices (G Brad Meester, MLB T.J. Slaughter, CB Kiwaukee Thomas, WR Emanuel Smith, S Erik Olson, DE Rob Meier, RB Shyrone Stith and LB Danny Clark), as well as G Aaron Koch and OT Gannon Shepherd. ... More than half of the players (32) had four years or less of NFL experience, and six players were in their eighth season or more. ... There were 23 players who were new to the team, and 30 who were with the team before the 2000 season. In addition to the 10 rookies, the other 13 new players were: QB Jamie Martin (unrestricted free agent); RB Anthony Johnson, C/G Jeff Smith, TE Ryan Neufeld, FB Jermaine Williams and LB Troy Pelshak (veteran free agents); G Brenden Stai (trade); and DE Paul Spicer, CB Shad Criss, OT Reggie Nelson, PK Jim Tarle, LB Edward Thomas and G Dwayne Ledford (first-year free agents). ... The Jaguars have nine players who were first-round selections in the college draft, including seven of their own picks: OT Leon Searcy (1992, Pittsburgh, on I.R.), OT Tony Boselli (1995, Jaguars), TE Kyle Brady (1995, N.Y. Jets), LB Kevin Hardy (1996, Jaguars), DT Renaldo Wynn (1997, Jaguars), RB Fred Taylor (1998, Jaguars), S Donovan Darius (1998, Jaguars), CB Fernando Bryant (1999, Jaguars) and WR R. Jay Soward (2000, Jaguars, on R/NFI list).

In six seasons, only one Jaguar played in all 104 games (regular season and postseason) in franchise history: P Bryan Barker (WR Jimmy Smith and PK Mike Hollis had their streaks ended this year). ... The longest streak of consecutive starts is held by WLB Kevin Hardy (team-record 49), followed by OT Tony Boselli (35). ... Eight players have played in 100 or more games during their careers: MLB Hardy Nickerson (194), P Bryan Barker (167), RB Anthony Johnson (159), DE Joel Smeenge (156), LB Lonnie Marts (147), OT Leon Searcy (126), WR Keenan McCardell (116) and WR Jimmy Smith (102). ... Nickerson leads with 171 career starts, followed by Searcy (111) and Marts (108), but all three players finished the year on I.R. ... OT Tony Boselli has started 87 games for the Jaguars, followed by QB Mark Brunell (84), WR Keenan McCardell (77) and OT Leon Searcy (63).

ON THE INTERNET: The Jaguars' Official Web Site has been ranked among the 100 Best Sites in the World by *PC Magazine*. The team's weekly news releases (and probably everything else you ever wanted to know about the Jaguars) can be accessed at: www.jaguars.com. The site has been re-launched and features online ticket buying, new merchandise offerings and multimedia, including live video of Jaguars television shows and live radio broadcasts of games. You can also read the Jaguars' news releases and NFL releases on www.nflmedia.com (which is for media only).

JACKSONVILLE JAGUARS DEPTH CHART

(as of 1/4/01)

OFFENSE

WR	82 Jimmy Smith (15/14)	86 Alvis Whitted (16/3)	<u>89 Emanuel Smith</u> (1/0)
LT	71 Tony Boselli (16/16)	<u>64 Aaron Koch</u> (8/0)	<u>67 Gannon Shepherd</u> (0/0)
LG	<u>63 Brad Meester</u> (16/16)	73 Jeff Smith (14/12)	<u>64 Aaron Koch</u> (8/0)
C	73 Jeff Smith (14/12)	65 Quentin Neujahr (16/2)	<u>63 Brad Meester</u> (16/16)
RG	68 Brenden Stai (16/16)	73 Jeff Smith (14/12)	76 Dwayne Ledford (0/0)
RT	78 Todd Fordham (16/8)	79 Reggie Nelson (1/0)	
TE	80 Kyle Brady (16/15)	85 Rich Griffith (16/1)	83 Ryan Neufeld (3/0)
WR	87 Keenan McCardell (16/16)	84 Reggie Barlow (15/0)	
QB	8 Mark Brunell (16/16)	10 Jamie Martin (5/0)	12 Jonathan Quinn (1/0)
RB	28 Fred Taylor (13/13)	23 Anthony Johnson (12/3)	<u>33 Shyrone Stith</u> (14/0)
FB	31 Daimon Shelton (16/9)	43 Jermaine Williams (7/0)	

DEFENSE

LE	97 Renaldo Wynn (14/14)	99 Joel Smeenge (12/1)	<u>92 Rob Meier</u> (16/0)
LT	96 Gary Walker (15/14)	93 Emarlos Leroy (9/1)	
RT	91 Seth Payne (16/14)	94 Larry Smith (14/4)	
RE	90 Tony Brackens (16/16)	99 Joel Smeenge (12/1)	95 Paul Spicer (3/0)
SLB	51 Kevin Hardy (16/16)	<u>55 Danny Clark</u> (16/0)	54 Troy Pelshak (4/0)
MLB	<u>53 T.J. Slaughter</u> (16/7)	52 Brant Boyer (12/5)	
WLB	52 Brant Boyer (12/5)	59 Edward Thomas (8/0)	
LCB	25 Fernando Bryant (14/14)	29 Jason Craft (16/3)	27 Shad Criss (3/0)
RCB	21 Aaron Beasley (14/14)	29 Jason Craft (16/3)	<u>41 Kiwaukee Thomas</u> (16/3)
SS	20 Donovan Darius (16/16)	32 Mike Logan (15/11)	
FS	26 Rayna Stewart (12/10)	32 Mike Logan (15/11)	<u>45 Erik Olson</u> (14/0)

SPECIAL TEAMS

P	4 Bryan Barker			
PK	1 Mike Hollis			
KO	5 Jim Tarle	1 Mike Hollis		
H	4 Bryan Barker	10 Jamie Martin		
PR	84 Reggie Barlow	87 Keenan McCardell		
KR	<u>33 Shyrone Stith</u>	43 Jermaine Williams	84 Reggie Barlow	86 Alvis Whitted
PC	85 Rich Griffith	65 Quentin Neujahr	78 Todd Fordham	
KC	65 Quentin Neujahr	78 Todd Fordham		

underlined = rookie

(/) = games played/games started in 2000

JACKSONVILLE JAGUARS BY POSITION

(as of 1/4/01)

OFFENSE (29)

	NAME	POS	HT	WT	AGE	EXP	COLLEGE
QUARTERBACKS (3)	BRUNELL, Mark	QB	6-1	217	30	8	Washington
	MARTIN, Jamie	QB	6-2	208	30	6	Weber State
	QUINN, Jonathan	QB	6-6	239	25	3	Middle Tennessee State
RUNNING BACKS (5)	JOHNSON, Anthony	RB	6-0	225	33	11	Notre Dame
	SHELTON, Daimon	FB	6-0	260	28	4	Sacramento State
	STITH, Shyrone	RB	5-7	206	22	R	Virginia Tech
	TAYLOR, Fred	RB	6-1	231	24	3	Florida
	WILLIAMS, Jermaine	FB	6-0	236	27	3	Houston
WIDE RECEIVERS (5)	BARLOW, Reggie	WR/KR	6-0	187	27	5	Alabama State
	McCARDELL, Keenan	WR	6-1	190	30	9	Nevada-Las Vegas
	SMITH, Emanuel	WR	6-1	210	24	R	Arkansas
	SMITH, Jimmy	WR	6-1	204	31	8	Jackson State
	WHITTED, Alvis	WR	6-0	185	26	3	North Carolina State
TIGHT ENDS (3)	BRADY, Kyle	TE	6-6	277	28	6	Penn State
	GRIFFITH, Rich	TE	6-5	259	31	7	Arizona
	NEUFELD, Ryan	TE	6-4	240	25	2	UCLA
OFFENSIVE LINEMEN (10)	BOSELLI, Tony	OT	6-7	318	28	6	Southern California
	FORDHAM, Todd	G/OT	6-5	307	27	4	Florida State
	KOCH, Aaron	G/OT	6-3	300	22	R	Oregon State
	LEDFORD, Dwayne	G	6-3	295	24	1	East Carolina
	MEESTER, Brad	G/C	6-3	300	23	R	Northern Iowa
	NELSON, Reggie	OT	6-3	321	23	1	McNeese State
	NEUJAHR, Quentin	C	6-4	295	29	6	Kansas State
	SHEPHERD, Gannon	OT	6-8	301	24	R	Duke
	SMITH, Jeff	C/G	6-3	316	27	5	Tennessee
	STAI, Brenden	G	6-5	303	28	6	Nebraska
KICKERS (3)	BARKER, Bryan	P	6-2	200	36	11	Santa Clara
	HOLLIS, Mike	PK	5-7	174	28	6	Idaho
	TARLE, Jim	PK	6-0	221	28	1	Arkansas State

DEFENSE (24)

	NAME	POS	HT	WT	AGE	EXP	COLLEGE
DEFENSIVE LINEMEN (9)	BRACKENS, Tony	DE	6-4	271	26	5	Texas
	LEROY, Emarlos	DT	6-1	304	25	2	Georgia
	MEIER, Rob	DE	6-5	270	23	R	Washington State
	PAYNE, Seth	DT	6-4	290	25	4	Cornell
	SMEENGE, Joel	DE	6-6	270	32	11	Western Michigan
	SMITH, Larry	DT	6-5	284	26	2	Florida State
	SPICER, Paul	DE	6-4	271	25	1	Saginaw Valley State
	WALKER, Gary	DT	6-2	300	27	6	Auburn
	WYNN, Renaldo	DE	6-3	288	26	4	Notre Dame
LINEBACKERS (6)	BOYER, Brant	LB	6-1	228	29	7	Arizona
	CLARK, Danny	LB	6-2	240	23	R	Illinois
	HARDY, Kevin	WLB	6-4	248	27	5	Illinois
	PELSHAK, Troy	LB	6-2	242	23	2	North Carolina A&T
	SLAUGHTER, T.J.	MLB	6-0	239	23	R	Southern Mississippi
	THOMAS, Edward	LB	6-0	235	26	1	Georgia Southern
DEFENSIVE BACKS (9)	BEASLEY, Aaron	CB	6-0	195	27	5	West Virginia
	BRYANT, Fernando	CB	5-10	176	23	2	Alabama
	CRAFT, Jason	CB	5-10	178	24	2	Colorado State
	CRISS, Shad	CB	5-11	184	24	1	Missouri
	DARIUS, Donovin	SS	6-1	216	25	3	Syracuse
	LOGAN, Mike	S	6-0	209	26	4	West Virginia
	OLSON, Erik	S	6-1	210	24	R	Colorado State
	STEWART, Rayna	FS	5-10	202	27	5	Northern Arizona
	THOMAS, Kiwaukee	CB	5-11	183	23	R	Georgia Southern

JACKSONVILLE JAGUARS ALPHABETICAL ROSTER

(as of 1/4/01)

NO.	NAME	POS	HT	WT	BIRTH	EXP	COLLEGE	HOMETOWN	HOW ACQUIRED	2000 GP-GS-DNP-INA
4	BARAKER, Bryan	P	6-2	200	6/28/64	11	Santa Clara	Orinda, Calif.	UFA(Phil.)-'95	16-0-0-0
84	BARLOW, Reggie	WR/KR	6-0	187	1/22/73	5	Alabama State	Montgomery, Ala.	D4-'96	15-0-1-0
21	BEASLEY, Aaron	CB	6-0	195	7/7/73	5	West Virginia	Pottstown, Pa.	D3-'96	14-14-0-2
71	BOSELLI, Tony	OT	6-7	318	4/17/72	6	Southern California	Boulder, Colo.	D1a-'95	16-16-0-0
52	BOYER, Brant	LB	6-1	228	6/27/71	7	Arizona	Hooper, Utah	ED22(Mia.)-'95	12-5-1-3
90	BRACKENS, Tony	DE	6-4	271	12/26/74	5	Texas	Fairfield, Texas	D2a-'96	16-16-0-0
80	BRADY, Kyle	TE	6-6	277	1/14/72	6	Penn State	New Cumberland, Pa.	UFA-T(NYJ)-'99	16-15-0-0
8	BRUNELL, Mark	QB	6-1	217	9/17/70	8	Washington	Santa Maria, Calif.	T(G.B.)-'95	16-16-0-0
25	BRYANT, Fernando	CB	5-10	176	3/26/77	2	Alabama	Murfreesboro, Tenn.	D1-'99	14-14-0-2
55	CLARK, Danny	LB	6-2	240	5/9/77	R	Illinois	Country Club Hills, Ill.	D7d-'00	16-0-0-0
29	CRAFT, Jason	CB	5-10	178	2/13/76	2	Colorado State	Denver, Colo.	D5-'99	16-3-0-0
27	CRISS, Shad	CB	5-11	184	1/11/76	1	Missouri	Sherman, Texas	FA-'00	3-0-2-3
20	DARIUS, Donovin	SS	6-1	216	8/12/75	3	Syracuse	Camden, N.J.	D1b-'98	16-16-0-0
78	FORDHAM, Todd	G/OT	6-5	307	10/9/73	4	Florida State	Tifton, Ga.	FA-'97	16-8-0-0
85	GRIFFITH, Rich	TE	6-5	259	7/31/69	7	Arizona	Tucson, Ariz.	FA-'95	16-1-0-0
51	HARDY, Kevin	WLB	6-4	248	7/24/73	5	Illinois	Evansville, Ind.	D1-'96	16-16-0-0
1	HOLLIS, Mike	PK	5-7	174	5/22/72	6	Idaho	Spokane, Wash.	FA-'95	12-0-0-4
23	JOHNSON, Anthony	RB	6-0	225	10/25/67	11	Notre Dame	South Bend, Ind.	FA-'00	12-3-1-0
64	KOCH, Aaron	G/OT	6-3	300	2/21/78	R	Oregon State	Keizer, Ore.	ps(Tenn.)-'00	8-0-0-4
76	LEDFOUR, Dwayne	G	6-3	295	11/2/76	1	East Carolina	Marion, N.C.	FA-'00	0-0-0-1
93	LEROY, Emarlos	DT	6-1	304	7/31/75	2	Georgia	Albany, Ga.	D6-'99	9-1-0-7
32	LOGAN, Mike	S	6-0	209	9/15/74	4	West Virginia	McKeesport, Pa.	D2-'97	15-11-0-1
10	MARTIN, Jamie	QB	6-2	208	2/8/70	6	Weber State	Arroyo Grande, Calif.	UFA(Clev.)-'00	5-0-10-1
87	McCARDELL, Keenan	WR	6-1	190	1/6/70	9	Nevada-Las Vegas	Houston, Texas	UFA(Balt.)-'96	16-16-0-0
63	MEESTER, Brad	G/C	6-3	300	3/23/77	R	Northern Iowa	Parkersburg, Iowa	D2-'00	16-16-0-0
92	MEIER, Rob	DE	6-5	270	8/29/77	R	Washington State	W. Vancouver, B.C.	D7b-'00	16-0-0-0
79	NELSON, Reggie	OT	6-3	321	6/23/76	1	McNeese State	Alexandria, La.	FA-'00	1-0-1-5
83	NEUFELD, Ryan	TE	6-4	240	11/22/75	2	UCLA	Morgan Hill, Calif.	FA-'00	3-0-2-4
65	NEUJAHN, Quentin	C	6-4	295	1/30/71	6	Kansas State	Ulysses, Neb.	RFA(Balt.)-'98	16-2-0-0
45	OLSON, Erik	S	6-1	210	1/4/77	R	Colorado State	Ventura, Calif.	D7a-'00	14-0-0-2
91	PAYNE, Seth	DT	6-4	290	2/12/75	4	Cornell	Victor, N.Y.	D4-'97	16-14-0-0
54	PELSHAK, Troy	LB	6-2	242	3/6/77	2	North Carolina A&T	Garringer, N.C.	FA-'00	4-0-0-2
12	QUINN, Jonathan	QB	6-6	239	2/27/75	3	Middle Tenn. State	Nashville, Tenn.	D3-'98	1-0-1-14
31	SHELTON, Daimon	FB	6-0	260	9/15/72	4	Sacramento State	Fresno, Calif.	D6-'97	16-9-0-0
67	SHEPHERD, Gannon	OT	6-8	301	1/4/77	R	Duke	Marist, Ga.	ps(Chi.)-'00	0-0-0-3
53	SLAUGHTER, T.J.	MLB	6-0	239	2/20/77	R	Southern Mississippi	Birmingham, Ala.	D3-'00	16-7-0-0
99	SMEENGE, Joel	DE	6-6	270	4/1/68	11	Western Michigan	Grand Rapids, Mich.	UFA(N.O.)-'95	12-1-0-4
89	SMITH, Emanuel	WR	6-1	210	2/3/76	R	Arkansas	Clinton, Miss.	D6-'00	1-0-0-1
73	SMITH, Jeff	C/G	6-3	316	5/25/73	5	Tennessee	Decatur, Tenn.	FA-'00	14-12-1-1
82	SMITH, Jimmy	WR	6-1	204	2/9/69	8	Jackson State	Jackson, Miss.	FA-'95	15-14-0-1
94	SMITH, Larry	DT	6-5	284	12/4/74	2	Florida State	Folkston, Ga.	D2-'99	14-4-0-2
95	SPICER, Paul	DE	6-4	271	8/18/75	1	Saginaw Valley St.	Indianapolis, Ind.	FA-'00	3-0-0-8
68	STAI, Brenden	G	6-5	303	3/30/72	6	Nebraska	Anaheim, Calif.	T(K.C.)-'00	16-16-0-0
26	STEWART, Rayna	FS	5-10	202	6/18/73	5	Northern Arizona	Chatsworth, Calif.	FA-'99	12-10-0-4
33	STITH, Shyrone	RB	5-7	206	4/2/78	R	Virginia Tech	Chesapeake, Va.	D7c-'00	14-0-0-2
5	TARLE, Jim	PK	6-0	221	12/27/72	1	Arkansas State	Jacksonville, Fla.	FA-'00	6-0-0-0
28	TAYLOR, Fred	RB	6-1	231	1/27/76	3	Florida	Belle Glade, Fla.	D1a-'98	13-13-0-3
59	THOMAS, Edward	LB	6-0	235	9/27/74	1	Georgia Southern	Thomasville, Ga.	FA-'00	8-0-0-0
41	THOMAS, Kiwaukeee	CB	5-11	183	6/19/77	R	Georgia Southern	Perry, Ga.	D5-'00	16-3-0-0
96	WALKER, Gary	DT	6-2	300	2/28/73	6	Auburn	Lavonia, Ga.	UFA(Tenn.)-'99	15-14-0-1
86	WHITTED, Alvis	WR	6-0	185	9/4/74	3	N. Carolina State	Hillsborough, N.C.	D7a-'98	16-3-0-0
43	WILLIAMS, Jermaine	FB	6-0	236	8/14/73	3	Houston	Greenville, N.C.	FA-'00	7-0-0-0
97	WYNN, Renaldo	DE	6-3	288	9/3/74	4	Notre Dame	Chicago, Ill.	D1-'97	14-14-0-2

INJURED RESERVE

69	BANIEWICZ, Mark	OT	6-6	304	3/24/77	R	Syracuse	Fairport, N.Y.	D7e-'00	11/14 (knee)
74	CHUSTZ, Joe	OT	6-7	305	1/18/77	R	Louisiana Tech	Denham Springs, La.	D4-'00	8/18 (back)
88	JONES, Damon	TE	6-5	271	9/18/74	4	Southern Illinois	Evanston, Ill.	D5-'97	9/5 (knee)
42	KANE, Morgan	RB	6-1	220	3/30/76	R	Wake Forest	Ottawa, Ontario, Canada	FA-'00	11/9 (knee)
37	LAKE, Carnell	FS	6-1	213	7/15/67	12	UCLA	Inglewood, Calif.	UFA(Pitt.)-'99	8/17 (foot)
34	MACK, Stacey	RB	6-1	237	6/26/75	2	Temple	Orlando, Fla.	FA-'99	10/12 (finger)
58	MARTS, Lonnie	SLB	6-2	250	11/10/68	11	Tulane	New Orleans, La.	FA-'99	12/5 (groin)
56	NICKERSON, Hardy	MLB	6-2	235	9/1/65	14	California	Compton, Calif.	UFA(T.B.)-'00	12/5 (knee)
72	SEARCY, Leon	OT	6-4	320	12/21/69	9	Miami (Fla.)	Washington D.C.	UFA(Pitt.)-'96	11/29 (knee)
50	STORZ, Erik	LB	6-2	236	6/24/75	2	Boston College	Rockaway, N.J.	FA-'98	12/13 (thumb)
66	WADE, John	C	6-5	296	1/25/75	3	Marshall	Harrisonburg, Va.	D5-'98	9/27 (foot)
77	WIEGERT, Zach	OT/G	6-5	311	8/16/72	6	Nebraska	Fremont, Neb.	FA-'99	10/24 (knee)

RESERVE/NON-FOOTBALL ILLNESS

81	SOWARD, R. Jay	WR	5-11	178	1/16/78	R	Southern California	Rialto, Calif.	D1-'00	12/20
----	----------------	----	------	-----	---------	---	---------------------	----------------	--------	-------

PRACTICE SQUAD

42	BROOKINS, Jason	RB	6-0	243	1/5/76	R	Lane College	Mexico, Mo.	FA-'00	
98	COUSINS, Jomo	DE	6-4	280	9/4/74	2	Florida A&M	Seneca Valley, Calif.	FA-'00	
19	HORACEK, Mike	WR	6-0	201	7/7/73	1	Iowa State	Ohamha, Neb.	FA-'00	
70	MARRIOTT, Jeff	DT	6-4	300	3/3/77	R	Missouri	Chillicothe, Mo.	FA-'00	
24	MILLER, Craig	S	5-11	199	10/4/77	1	Utah State	Bakersfield, Calif.	ps-'00(Ind.)	4-2-0-0

D=Drafted; ED=Expansion Draft; FA=Free Agent; T=Trade; UFA=Unrestricted Free Agent; UFA-T=Transition Player; RFA=Restricted Free Agent; W=Waivers; ps=Signed off practice squad

PRONUNCIATIONS: Mark Baniewicz — BAN-uh-wits; Joe Chustz — SHOOTZ; Aaron Koch — COOK; Emarlos Leroy — LEE-roy; Keenan McCardell — mc-CAR-dell; Quentin Neujahr — New Year; Leon Searcy — SIR-see; Joel Smeenge — SMEN-ghee; Rayna Stewart — ru-NAY; Shyrone Stith — shy-RONE; Brenden Stai — STY; Jim Tarle — TAR-ull; Kiwaukeee Thomas — kee-WA-kee; Alvis Whitted — WHIT-ed; Zack Wiegert — WEE-ger

JACKSONVILLE JAGUARS NUMERICAL ROSTER

(as of 1/4/01)

NO.	NAME	POS	HT	WT	AGE	EXP	COLLEGE	HOMETOWN	HOW ACQUIRED	2000 GP-GS-DNP-INA
1	HOLLIS, Mike	PK	5-7	174	28	6	Idaho	Spokane, Wash.	FA-'95	12-0-0-4
4	BARKER, Bryan	P	6-2	200	36	11	Santa Clara	Orinda, Calif.	UFA(Phil.)-'95	16-0-0-0
5	TARLE, Jim	PK	6-0	221	28	1	Arkansas State	Jacksonville, Fla.	FA-'00	6-0-0-0
8	BRUNELL, Mark	QB	6-1	217	30	8	Washington	Santa Maria, Calif.	T(G.B.)-'95	16-16-0-0
10	MARTIN, Jamie	QB	6-2	208	30	6	Weber State	Arroyo Grande, Calif.	UFA(Clev.)-'00	5-0-10-1
12	QUINN, Jonathan	QB	6-6	239	25	3	Middle Tenn. State	Nashville, Tenn.	D3-'98	1-0-1-14
20	DARIUS, Donovan	SS	6-1	216	25	3	Syracuse	Camden, N.J.	D1b-'98	16-16-0-0
21	BEASLEY, Aaron	CB	6-0	195	27	5	West Virginia	Pottstown, Pa.	D3-'96	14-14-0-2
23	JOHNSON, Anthony	RB	6-0	225	33	11	Notre Dame	South Bend, Ind.	FA-'00	12-3-1-0
25	BRYANT, Fernando	CB	5-10	176	23	2	Alabama	Murfreesboro, Tenn.	D1-'99	14-14-0-2
26	STEWART, Rayna	FS	5-10	202	27	5	Northern Arizona	Chatsworth, Calif.	FA-'99	12-10-0-4
27	CRISS, Shad	CB	5-11	184	24	1	Missouri	Sherman, Texas	FA-'00	3-0-2-3
28	TAYLOR, Fred	RB	6-1	231	24	3	Florida	Belle Glade, Fla.	D1a-'98	13-13-0-3
29	CRAFT, Jason	CB	5-10	178	24	2	Colorado State	Denver, Colo.	D5-'99	16-3-0-0
31	SHELTON, Daimon	FB	6-0	260	28	4	Sacramento State	Fresno, Calif.	D6-'97	16-9-0-0
32	LOGAN, Mike	S	6-0	209	26	4	West Virginia	McKeesport, Pa.	D2-'97	15-11-0-1
33	STITH, Shyrone	RB	5-7	206	22	R	Virginia Tech	Chesapeake, Va.	D7c-'00	14-0-0-2
41	THOMAS, Kiwaukee	CB	5-11	183	23	R	Georgia Southern	Perry, Ga.	D5-'00	16-3-0-0
43	WILLIAMS, Jermaine	FB	6-0	236	27	3	Houston	Greenville, N.C.	FA-'00	7-0-0-0
45	OLSON, Erik	S	6-1	210	24	R	Colorado State	Ventura, Calif.	D7a-'00	14-0-0-2
51	HARDY, Kevin	WLB	6-4	248	27	5	Illinois	Evansville, Ind.	D1-'96	16-16-0-0
52	BOYER, Brant	LB	6-1	228	29	7	Arizona	Hooper, Utah	ED22(Mia.)-'95	12-5-1-3
53	SLAUGHTER, T.J.	MLB	6-0	239	23	R	Southern Mississippi	Birmingham, Ala.	D3-'00	16-7-0-0
54	PELSHAK, Troy	LB	6-2	242	23	2	North Carolina A&T	Garringer, N.C.	FA-'00	4-0-0-2
55	CLARK, Danny	LB	6-2	240	23	R	Illinois	Country Club Hills, Ill.	D7d-'00	16-0-0-0
59	THOMAS, Edward	LB	6-0	235	26	1	Georgia Southern	Thomasville, Ga.	FA-'00	8-0-0-0
63	MEESTER, Brad	G/C	6-3	300	23	R	Northern Iowa	Parkersburg, Iowa	D2-'00	16-16-0-0
64	KOCH, Aaron	G/OT	6-3	300	22	R	Oregon State	Keizer, Ore.	ps(Tenn.)-'00	8-0-0-4
65	NEUJAHN, Quentin	C	6-4	295	29	6	Kansas State	Ulysses, Neb.	RFA(Balt.)-'98	16-2-0-0
67	SHEPHERD, Gannon	OT	6-8	301	24	R	Duke	Marist, Ga.	ps(Chi.)-'00	0-0-0-3
68	STAI, Brenden	G	6-5	303	28	6	Nebraska	Anaheim, Calif.	T(K.C.)-'00	16-16-0-0
71	BOSELLI, Tony	OT	6-7	318	28	6	Southern California	Boulder, Colo.	D1a-'95	16-16-0-0
73	SMITH, Jeff	C/G	6-3	316	27	5	Tennessee	Decatur, Tenn.	FA-'00	14-12-1-1
76	LEDFORD, Dwayne	G	6-3	295	24	1	East Carolina	Marion, N.C.	FA-'00	0-0-0-1
78	FORDHAM, Todd	G/OT	6-5	307	27	4	Florida State	Tifton, Ga.	FA-'97	16-8-0-0
79	NELSON, Reggie	OT	6-3	321	23	1	McNeese State	Alexandria, La.	FA-'00	1-0-1-5
80	BRADY, Kyle	TE	6-6	277	28	6	Penn State	New Cumberland, Pa.	UFA-T(NYJ)-'99	16-15-0-0
82	SMITH, Jimmy	WR	6-1	204	31	8	Jackson State	Jackson, Miss.	FA-'95	15-14-0-1
83	NEUFELD, Ryan	TE	6-4	240	25	2	UCLA	Morgan Hill, Calif.	FA-'00	3-0-2-4
84	BARLOW, Reggie	WR/KR	6-0	187	27	5	Alabama State	Montgomery, Ala.	D4-'96	15-0-1-0
85	GRIFFITH, Rich	TE	6-5	259	31	7	Arizona	Tucson, Ariz.	FA-'95	16-1-0-0
86	WHITTED, Alvis	WR	6-0	185	26	3	N. Carolina State	Hillsborough, N.C.	D7a-'98	16-3-0-0
87	McCARDELL, Keenan	WR	6-1	190	30	9	Nevada-Las Vegas	Houston, Texas	UFA(Balt.)-'96	16-16-0-0
89	SMITH, Emanuel	WR	6-1	210	24	R	Arkansas	Clinton, Miss.	D6-'00	1-0-0-1
90	BRACKENS, Tony	DE	6-4	271	26	5	Texas	Fairfield, Texas	D2a-'96	16-16-0-0
91	PAYNE, Seth	DT	6-4	290	25	4	Cornell	Victor, N.Y.	D4-'97	16-14-0-0
92	MEIER, Rob	DE	6-5	270	23	R	Washington State	W. Vancouver, B.C.	D7b-'00	16-0-0-0
93	LEROY, Emarlos	DT	6-1	304	25	2	Georgia	Albany, Ga.	D6-'99	9-1-0-7
94	SMITH, Larry	DT	6-5	284	26	2	Florida State	Folkston, Ga.	D2-'99	14-4-0-2
95	SPICER, Paul	DE	6-4	271	25	1	Saginaw Valley St.	Indianapolis, Ind.	FA-'00	3-0-0-8
96	WALKER, Gary	DT	6-2	300	27	6	Auburn	Lavonia, Ga.	UFA(Tenn.)-'99	15-14-0-1
97	WYNN, Renaldo	DE	6-3	288	26	4	Notre Dame	Chicago, Ill.	D1-'97	14-14-0-2
99	SMEENGE, Joel	DE	6-6	270	32	11	Western Michigan	Grand Rapids, Mich.	'UFA(N.O.)-'95	12-1-0-4

D=Drafted; ED=Expansion Draft; FA=Free Agent; T=Trade; UFA=Unrestricted Free Agent; UFA-T=Transition Player; RFA=Restricted Free Agent; W=Waivers

Head Coach: Tom Coughlin

Assistant Coaches: John Bonamego (assistant special teams), Dom Capers (defensive coordinator), Perry Fewell (secondary), Greg Finnegan (assistant strength and conditioning), Frank Gansz (special teams coordinator), Fred Hoaglin (tight ends), Jerald Ingram (running backs), Lane Kiffin (defensive quality control), Mike Maser (offensive line), Garrick McGee (offensive quality control), John McNulty (wide receivers), Jerry Palmieri (strength and conditioning), John Pease (defensive line), Bob Petrino (quarterbacks), Lucious Selmon (outside linebackers), Steve Szabo (inside linebackers)

HOW THE JAGUARS WERE BUILT

(as of 1/4/01)

	VETERAN AND FIRST-YEAR FREE AGENTS (22)	EXPANSION DRAFT (1)	UNRESTRICTED FREE AGENTS (10)	TRADE (2)	WAIVERS (0)	COLLEGE DRAFT (30)
1995	TE Rich Griffith PK Mike Hollis WR Jimmy Smith	LB Brant Boyer	P Bryan Barker DE Joel Smeenge	QB Mark Brunell		OT Tony Boselli
1996			WR Keenan McCardell OT Leon Searcy (I.R.)			LB Kevin Hardy DE Tony Brackens CB Aaron Beasley WR Reggie Barlow
1997	G/OT Todd Fordham					DE Renaldo Wynn S Mike Logan DT Seth Payne TE Damon Jones (I.R.) FB Daimon Shelton
1998	LB Erik Storz (I.R.)		C Quentin Neujahr *			RB Fred Taylor SS Donovan Darius QB Jonathan Quinn C John Wade (I.R.) WR Alvis Whitted
1999	RB Stacey Mack (I.R.) LB Lonnie Marts (I.R.) S Rayna Stewart G/OT Zach Wiegert (I.R.)		TE Kyle Brady # FS Carnell Lake (I.R.) DT Gary Walker			CB Fernando Bryant DT Larry Smith CB Jason Craft DT Emarlos Leroy
2000	CB Shad Criss RB Anthony Johnson G Aaron Koch G/OT Dwayne Ledford OT Reggie Nelson TE Ryan Neufeld LB Troy Pelshak OT Gannon Shepherd OT Paul Spicer C/G Jeff Smith PK Jim Tarle LB Edward Thomas FB Jermaine Williams		QB Jamie Martin MLB Hardy Nickerson (I.R.)	G Brenden Stai		WR R. Jay Soward (NFL) C/OG Brad Meester MLB T.J. Slaughter OT Joe Chustz (I.R.) CB Kiwaukee Thomas S Erik Olson DE Rob Meier WR Emanuel Smith RB Shyrone Stith LB Danny Clark OT Mark Baniewicz (I.R.)

* Restricted free agent

Transition player

ROSTER ANALYSIS

OFFENSE (26)	DEFENSE (24)	AGE	EXPERIENCE
QB — 3	DL — 9	22 — 2	R — 10
RB — 5	LB — 6	23 — 8	1 — 6
WR — 5	DB — 9	24 — 7	2 — 6
TE — 3		25 — 6	3 — 5
OL — 10		26 — 6	4 — 5
		27 — 8	5 — 6
		28 — 6	6 — 7
		29 — 2	7 — 2
KICKERS (3)		30 — 3	8 — 2
P — 1		31 — 2	9 — 1
PK — 2		32 — 1	10 — 0
		33 — 1	11 — 3
		34 — 0	12 — 0
		35 — 0	13 — 0
		36 — 1	14 — 0
		AVG. — 26.36	AVG. — 3.72

JACKSONVILLE JAGUARS 2000 ROSTER MOVES

(as of 1/4/01)

DATE	PLAYER	TRANSACTION		
Jan. 4	BOLLERS, Trevor, FB	Signed contract		
Jan. 4	SOUTHWARD, Brandon, LB	Signed contract		
Jan. 7	ROBINSON, Roderick, QB	Signed contract		
Jan. 12	LETHRIDGE, Zebbie, CB	Signed contract		
Jan. 24	BATTLE, James, WR	Signed contract		
Jan. 24	COLLINS, Leroy, RB	Signed contract		
Jan. 24	KEMPFERT, David, C/G	Signed contract		
Jan. 24	PEOPLES, Kevin, S	Signed contract		
Jan. 24	STREATER, Rahmaan, DE	Signed contract		
Feb. 10	BEASLEY, Aaron, CB	Signed new contract (UFA)		
Feb. 10	BRACKENS, Tony, DE	Designated as franchise player		
Feb. 10	WIEGERT, Zach, OG	Signed new contract (UFA)		
Feb. 11	PAYNE, Seth, DT	Signed new contract (RFA)		
Feb. 11	MARTS, Lonnie, LB	Signed new contract (UFA)		
Feb. 15	STEWART, James, RB	Signed with Detroit (UFA)		
Feb. 16	FEUGILL, John, OT	Signed contract		
Feb. 22	NICKERSON, Hardy, MLB	Signed from T.B. (UFA)		
Feb. 22	MARTIN, Jamie, QB	Signed from Clev. (UFA)		
Feb. 22	CURRY, Eric, DE	Signed new contract (UFA)		
Feb. 22	INGRAM, Steve, G/OT	Signed new contract (UFA)		
Feb. 22	TWYNER, Gunnard, WR	Signed contract		
Feb. 22	FIEDLER, Jay, QB	Signed with Miami (UFA)		
Feb. 24	FORDHAM, Todd, G	Signed new contract		
Feb. 28	STEWART, Rayna, S	Signed new contract (UFA)		
Feb. 29	TYLSKI, Rich, G	Signed with Pittsburgh (UFA)		
Mar. 1	UPSHAW, Regan, DE	Signed with Oakland (UFA)		
Mar. 3	STORZ, Eric, LB	Signed new contract		
Mar. 10	LOGAN, Mike, S	Signed new contract		
Mar. 16	PATTON, Joe, OT	Signed with San Diego (UFA)		
Mar. 20	GRIFFITH, Rich TE	Signed new contract		
Mar. 20	SHELTON, Daimon, FB	Signed new contract		
Mar. 22	YOUNG, Donnie, G	Signed contract		
Apr. 7	WHITE, Chris, DE	Signed new contract		
Apr. 7	THOMAS, Dave, CB	Signed with N.Y. Giants (UFA)		
Apr. 15	SOWARD, R. Jay	Drafted (1)		
Apr. 15	MEESTER, Brad, C-OG	Drafted (2)		
Apr. 15	SLAUGHTER, T.J., MLB	Drafted (3)		
Apr. 16	CHUSTZ, Joe, OT	Drafted (4)		
Apr. 16	THOMAS, Kilwaukee, CB	Drafted (5)		
Apr. 16	SMITH, Emanuel, WR	Drafted (6)		
Apr. 16	OLSON, Erik, S	Drafted (7a)		
Apr. 16	MEIER, Rob, DE	Drafted (7b)		
Apr. 16	STITH, Shyrone, RB	Drafted (7c)		
Apr. 16	CLARK, Danny, LB	Drafted (7d)		
Apr. 16	BANIEWICZ, Mark, OT	Drafted (7e)		
Apr. 16	CHRISTENSON, Brandon, TE	Signed contract		
Apr. 16	REILLY, Ryan, DT	Signed contract		
Apr. 16	THOMAS, Eric, C	Signed contract		
Apr. 16	WAERIG, John, TE	Signed contract		
Apr. 16	WILLIAMS, Kenneth, FB	Signed contract		
May 16	CHUSTZ, Joe, OT	Signed contract		
May 16	MEESTER, Brad, C-OG	Signed contract		
May 16	SLAUGHTER, T.J., MLB	Signed contract		
May 16	STITH, Shyrone, RB	Signed contract		
May 17	MEIER, Rob, DE	Signed contract		
May 18	OLSON, Erik, S	Signed contract		
May 23	BANIEWICZ, Mark, OT	Signed contract		
May 24	THOMAS, Kilwaukee, CB	Signed contract		
June 1	SMITH, Emanuel, WR	Signed contract		
June 2	PAUP, Bryce, LB	Released		
June 6	CLARK, Danny, LB	Signed contract		
June 8	HARVIN, Isaac, CB	Signed contract		
June 15	COLEMAN, Ben, G	Signed with San Diego (UFA)		
June 26	YOUNG, Donnie, G	Waived		
June 29	FINKES, Matt, LB	Signed contract		
June 29	GIBSON, Damon, WR	Signed contract		
July 6	GAMBLE, Jason, OG	Signed contract		
July 6	ROSS, Jerry, TE	Signed contract		
July 6	WEIDLE, Ethan, G/OT	Signed contract		
July 6	WAERIG, John, TE	Waived		
July 10	SUTTON, Mike, DE	Signed contract		
July 17	BANKS, Tavian, RB	Waived/failed physical		
July 22	RICHIE, David, DE	Signed contract		
July 22	HARVIN, Isaac, CB	Waived		
July 23	SWIFT, Michael, CB	Signed contract		
July 26	WEIDLE, Ethan, G/OT	Waived		
July 26	MOSS, Eric, G	Signed contract		
Aug. 11	BRACKENS, Tony, DE	Signs one-year tender offer		
Aug. 11	TWYNER, Gunnard, WR	Waived		
Aug. 16	ROSS, Jerry, TE	Waived		
Aug. 16	STAI, Brenden, G	Acquired in trade (K.C.)		
Aug. 17	LAKE, Carnell, S	Placed on injured reserve (foot)		
Aug. 18	CHUSTZ, Joe, OT	Placed on injured reserve (back)		
Aug. 21	MONROE, Rod, TE	Claimed off waivers (Atl.)		
Aug. 22	BATTLE, James, WR	Waived		
Aug. 22	BOLLERS, Trevor, FB	Waived		
Aug. 22	CHAMBLIN, Corey, CB	Waived		
Aug. 22	COLLINS, Leroy, RB	Waived		
Aug. 22	FINKES, Matt, LB	Waived		
Aug. 22	GIBSON, Damon, WR	Waived		
Aug. 22	JACKSON, Lenzie, WR	Waived		
Aug. 22	LANDOLT, Kevin, G	Waived		
Aug. 22	MOSS, Eric, G	Waived		
Aug. 22	ROBINSON, Roderick, QB	Waived		
Aug. 22	CHRISTENSON, Brandon, TE	Waived		
Aug. 22	REILLY, Ryan, DT	Waived		
Aug. 22	THOMAS, Eric, C	Waived		
Aug. 22	WHITE, Chris, DE	Waived		
Aug. 25	FEUGILL, John, OT	Waived		
Aug. 25	GAMBLE, Jason, G	Waived		
Aug. 25	LETHRIDGE, Zebbie, CB	Waived		
Aug. 25	PEOPLES, Kevin, CB	Waived		
Aug. 25	SOUTHWARD, Brandon, LB	Waived		
Aug. 25	SUTTON, Mike, DE	Waived		
Aug. 25	BRACKENS, Tony, DE	Signs new contract		
Aug. 27	BURNETT, Chester, LB	Placed on injured reserve (hamstring)		
Aug. 27	CESARIO, David, G/OT	Waived		
Aug. 27	INGRAM, Steve, OT/G	Placed on injured reserve (hamstring)		
Aug. 27	McELMURRY, Blaine, S	Waived		
Aug. 27	MONROE, Rod, TE	Waived		
Aug. 27	RICHIE, David, DE	Waived		
Aug. 27	SMITH, Emanuel, WR	Waived		
Aug. 27	STORZ, Erik, LB	Waived		
Aug. 27	STREATER, Rahmaan, DE	Waived		
Aug. 27	TERRY, Corey, LB	Waived		
Aug. 27	WILLIAMS, Kenneth, FB	Waived		
Aug. 27	KEMPFERT, David, C/G	Waived		
Aug. 28	BLICK, John, OT	Signed to practice squad		
Aug. 28	MONROE, Rod, TE	Signed to practice squad		
Aug. 28	SHEPHERD, Gannon, OT	Signed to practice squad		
Aug. 28	SMITH, Emanuel, WR	Signed to practice squad		
Aug. 28	STORZ, Erik, LB	Signed to practice squad		
Aug. 29	SMITH, Jeff, C/G	Signed contract		
Aug. 30	CURRY, Eric, DE	Placed on injured reserve (groin)		
Aug. 30	RICHIE, David, DE	Signed contract		
Aug. 30	BLICK, John, OT	Released from practice squad		
Aug. 30	SPICER, Paul, DE	Signed to practice squad		
Sept. 5	JONES, Damon, TE	Placed on injured reserve (knee)		
Sept. 5	DeLONG, Greg, TE	Signed contract		
Sept. 6	SWIFT, Michael, CB	Waived		
Sept. 6	DUKES, Chad, RB	Claimed on waivers (Wash.)		
Sept. 6	MONROE, Rod, TE	Released from practice squad		
Sept. 6	CRISS, Shad, DB	Signed to practice squad		
Sept. 11	BURNETT, Chester, LB	Waived from injured reserve		
Sept. 11	INGRAM, Steve, G/OT	Waived from injured reserve		
Sept. 12	HOWARD, Chris, RB	Waived		
Sept. 12	STORZ, Erik, LB	Activated from practice squad		
Sept. 12	NEUFELD, Ryan, TE	Signed to practice squad		
Sept. 19	DUKES, Chad, RB	Waived		
Sept. 19	JOHNSON, Anthony, RB	Signed contract		
Sept. 19	CURRY, Eric, DE	Released from injured reserve		
Sept. 27	WADE, John, C	Placed on injured reserve (foot)		
Sept. 27	RICHIE, David, DE	Waived		
Sept. 27	SHEPHERD, Gannon, OT	Waived from practice squad		
Sept. 27	MILLER, Craig, S	Signed off practice squad (Ind.)		
Sept. 27	KOCH, Aaron, G	Signed off practice squad (Tenn.)		
Sept. 27	NELSON, Reggie, OT	Signed to practice squad		
Oct. 3	DeLONG, Greg, TE	Released		
Oct. 4	SPICER, Paul, DE	Activated from practice squad		
Oct. 4	COUSINS, Jomo, DE	Signed to practice squad		
Oct. 12	MACK, Stacey, RB	Placed on injured reserve (finger)		
Oct. 12	NEUFELD, Ryan, TE	Activated from practice squad		
Oct. 12	KANE, Morgan, RB	Signed to practice squad		
Oct. 21	NEUFELD, Ryan, TE	Waived		
Oct. 21	CRISS, Shad, CB	Activated from practice squad		
Oct. 23	CRISS, Shad, CB	Waived		
Oct. 24	WIEGERT, Zach, OT	Placed on injured reserve (knee)		
Oct. 24	NEUFELD, Ryan, TE	Signed contract		
Oct. 24	NELSON, Reggie, OT	Activated from practice squad		
Oct. 25	MASON, Michael, DE	Signed to practice squad		
Oct. 25	CRISS, Shad, CB	Signed to practice squad		
Oct. 28	MILLER, Craig, S	Waived		
Oct. 28	MASON, Michael, DE	Activated from practice squad		
Oct. 31	MASON, Michael, DE	Waived		
Oct. 31	WILLIAMS, Jermaine, FB	Signed contract		
Nov. 8	MASON, Michael, DE	Signed to practice squad		
Nov. 9	KANE, Morgan, RB	Placed on practice squad/injured		
Nov. 9	BROOKINS, Jason, RB	Signed to practice squad		
Nov. 11	NELSON, Reggie, OT	Waived		
Nov. 11	CRISS, Shad, CB	Activated from practice squad		
Nov. 14	BANIEWICZ, Mark, OT	Placed on injured reserve		
Nov. 14	MASON, Michael, DE	Waived from practice squad		
Nov. 14	NELSON, Reggie, OT	Signed to practice squad		
Nov. 15	LINDSEY, Steve, PK	Waived		
Nov. 15	TARLE, Jim, PK	Signed contract		
Nov. 15	NELSON, Reggie, OT	Activated from practice squad		
Nov. 15	LEDFORD, Dwayne, G/OT	Signed to practice squad		
Nov. 15	SEALS, Richard, DT	Signed to practice squad		
Nov. 21	BROOKINS, Jason, RB	Waived from practice squad		
Nov. 21	THOMAS, Edward, LB	Signed to practice squad		
Nov. 28	SEALS, Richard, DT	Waived from practice squad		
Nov. 28	MARRIOTT, Jeff, DT	Signed to practice squad		
Nov. 29	SEARCY, Leon, OT	Placed on injured reserve (leg)		
Nov. 29	THOMAS, Edward, LB	Activated from practice squad		
Nov. 29	MILLER, Craig, S	Signed to practice squad		
Dec. 5	MARTS, Lonnie, LB	Placed on injured reserve (groin)		
Dec. 5	NICKERSON, Hardy, LB	Placed on injured reserve (knee)		
Dec. 6	PELSHAK, Troy, LB	Signed contract		
Dec. 6	SHEPHERD, Gannon, OT	Signed contract		
Dec. 13	STORZ, Erik, LB	Placed on injured reserve (thumb)		
Dec. 13	SMITH, Emanuel, WR	Activated from practice squad		
Dec. 13	BROOKINS, Jason, RB	Signed to practice squad		
Dec. 20	SOWARD, R. Jay, WR	Placed on reserve/non-football illness		
Dec. 20	LEDFORD, Dwayne, G	Activated from practice squad		
Dec. 20	HORACEK, Mike, WR	Signed to practice squad		

JACKSONVILLE JAGUARS 2000 ROSTER MOVES

(as of 1/4/01)

DATE	PLAYER	TRANSACTION		
Jan. 4	BOLLERS, Trevor, FB	Signed contract		
Jan. 4	SOUTHWARD, Brandon, LB	Signed contract		
Jan. 7	ROBINSON, Roderick, QB	Signed contract		
Jan. 12	LETHRIDGE, Zebbie, CB	Signed contract		
Jan. 24	BATTLE, James, WR	Signed contract		
Jan. 24	COLLINS, Leroy, RB	Signed contract		
Jan. 24	KEMPFERT, David, C/G	Signed contract		
Jan. 24	PEOPLES, Kevin, S	Signed contract		
Jan. 24	STREATER, Rahmaan, DE	Signed contract		
Feb. 10	BEASLEY, Aaron, CB	Signed new contract (UFA)		
Feb. 10	BRACKENS, Tony, DE	Designated as franchise player		
Feb. 10	WIEGERT, Zach, OG	Signed new contract (UFA)		
Feb. 11	PAYNE, Seth, DT	Signed new contract (RFA)		
Feb. 11	MARTS, Lonnie, LB	Signed new contract (UFA)		
Feb. 15	STEWART, James, RB	Signed with Detroit (UFA)		
Feb. 16	FEUGILL, John, OT	Signed contract		
Feb. 22	NICKERSON, Hardy, MLB	Signed from T.B. (UFA)		
Feb. 22	MARTIN, Jamie, QB	Signed from Clev. (UFA)		
Feb. 22	CURRY, Eric, DE	Signed new contract (UFA)		
Feb. 22	INGRAM, Steve, G/OT	Signed new contract (UFA)		
Feb. 22	TWYNER, Gunnard, WR	Signed contract		
Feb. 22	FIEDLER, Jay, QB	Signed with Miami (UFA)		
Feb. 24	FORDHAM, Todd, G	Signed new contract		
Feb. 28	STEWART, Rayna, S	Signed new contract (UFA)		
Feb. 29	TYLSKI, Rich, G	Signed with Pittsburgh (UFA)		
Mar. 1	UPSHAW, Regan, DE	Signed with Oakland (UFA)		
Mar. 3	STORZ, Eric, LB	Signed new contract		
Mar. 10	LOGAN, Mike, S	Signed new contract		
Mar. 16	PATTON, Joe, OT	Signed with San Diego (UFA)		
Mar. 20	GRIFFITH, Rich TE	Signed new contract		
Mar. 20	SHELTON, Daimon, FB	Signed new contract		
Mar. 22	YOUNG, Donnie, G	Signed contract		
Apr. 7	WHITE, Chris, DE	Signed new contract		
Apr. 7	THOMAS, Dave, CB	Signed with N.Y. Giants (UFA)		
Apr. 15	SOWARD, R. Jay	Drafted (1)		
Apr. 15	MEESTER, Brad, C-OG	Drafted (2)		
Apr. 15	SLAUGHTER, T.J., MLB	Drafted (3)		
Apr. 16	CHUSTZ, Joe, OT	Drafted (4)		
Apr. 16	THOMAS, Kilwaukee; CB	Drafted (5)		
Apr. 16	SMITH, Emanuel, WR	Drafted (6)		
Apr. 16	OLSON, Erik, S	Drafted (7a)		
Apr. 16	MEIER, Rob, DE	Drafted (7b)		
Apr. 16	STITH, Shyrone, RB	Drafted (7c)		
Apr. 16	CLARK, Danny, LB	Drafted (7d)		
Apr. 16	BANIEWICZ, Mark, OT	Drafted (7e)		
Apr. 16	CHRISTENSON, Brandon, TE	Signed contract		
Apr. 16	REILLY, Ryan, DT	Signed contract		
Apr. 16	THOMAS, Eric, C	Signed contract		
Apr. 16	WAERIG, John, TE	Signed contract		
Apr. 16	WILLIAMS, Kenneth, FB	Signed contract		
May 16	CHUSTZ, Joe, OT	Signed contract		
May 16	MEESTER, Brad, C-OG	Signed contract		
May 16	SLAUGHTER, T.J., MLB	Signed contract		
May 16	STITH, Shyrone, RB	Signed contract		
May 17	MEIER, Rob, DE	Signed contract		
May 18	OLSON, Erik, S	Signed contract		
May 23	BANIEWICZ, Mark, OT	Signed contract		
May 24	THOMAS, Kilwaukee, CB	Signed contract		
June 1	SMITH, Emanuel, WR	Signed contract		
June 2	PAUP, Bryce, LB	Released		
June 6	CLARK, Danny, LB	Signed contract		
June 8	HARVIN, Isaac, CB	Signed contract		
June 15	COLEMAN, Ben, G	Signed with San Diego (UFA)		
June 26	YOUNG, Donnie, G	Waived		
June 29	FINKES, Matt, LB	Signed contract		
June 29	GIBSON, Damon, WR	Signed contract		
July 6	GAMBLE, Jason, OG	Signed contract		
July 6	ROSS, Jerry, TE	Signed contract		
July 6	WEIDLE, Ethan, G/OT	Signed contract		
July 6	WAERIG, John, TE	Waived		
July 10	SUTTON, Mike, DE	Signed contract		
July 17	BANKS, Tavian, RB	Waived/failed physical		
July 22	RICHIE, David, DE	Signed contract		
July 22	HARVIN, Isaac, CB	Waived		
July 23	SWIFT, Michael, CB	Signed contract		
July 26	WEIDLE, Ethan, G/OT	Waived		
July 26	MOSS, Eric, G	Signed contract		
Aug. 11	BRACKENS, Tony, DE	Signs one-year tender offer		
Aug. 11	TWYNER, Gunnard, WR	Waived		
Aug. 11	ROSS, Jerry, TE	Waived		
Aug. 16	STAI, Brenden, G	Acquired in trade (K.C.)		
Aug. 17	LAKE, Carnell, S	Placed on injured reserve (foot)		
Aug. 18	CHUSTZ, Joe, OT	Placed on injured reserve (back)		
Aug. 21	MONROE, Rod, TE	Claimed off waivers (Atl.)		
Aug. 22	BATTLE, James, WR	Waived		
Aug. 22	BOLLERS, Trevor, FB	Waived		
Aug. 22	CHAMBLIN, Corey, CB	Waived		
Aug. 22	COLLINS, Leroy, RB	Waived		
Aug. 22	FINKES, Matt, LB	Waived		
Aug. 22	GIBSON, Damon, WR	Waived		
Aug. 22	JACKSON, Lenzie, WR	Waived		
Aug. 22	LANDOLT, Kevin, G	Waived		
Aug. 22	MOSS, Eric, G	Waived		
Aug. 22	ROBINSON, Roderick, QB	Waived		
Aug. 22	CHRISTENSON, Brandon, TE	Waived		
Aug. 22	REILLY, Ryan, DT	Waived		
Aug. 22	THOMAS, Eric, C	Waived		
Aug. 22	WHITE, Chris, DE	Waived		
Aug. 25	FEUGILL, John, OT	Waived		
Aug. 25	GAMBLE, Jason, G	Waived		
Aug. 25	LETHRIDGE, Zebbie, CB	Waived		
Aug. 25	PEOPLES, Kevin, CB	Waived		
Aug. 25	SOUTHWARD, Brandon, LB	Waived		
Aug. 25	SUTTON, Mike, DE	Waived		
Aug. 25	BRACKENS, Tony, DE	Signs new contract		
Aug. 27	BURNETT, Chester, LB	Placed on injured reserve (hamstring)		
Aug. 27	CESARIO, David, G/OT	Waived		
Aug. 27	INGRAM, Steve, OT/G	Placed on injured reserve (hamstring)		
Aug. 27	McELMURRY, Blaine, S	Waived		
Aug. 27	MONROE, Rod, TE	Waived		
Aug. 27	RICHIE, David, DE	Waived		
Aug. 27	SMITH, Emanuel, WR	Waived		
Aug. 27	STORZ, Erik, LB	Waived		
Aug. 27	STREATER, Rahmaan, DE	Waived		
Aug. 27	TERRY, Corey, LB	Waived		
Aug. 27	WILLIAMS, Kenneth, FB	Waived		
Aug. 27	KEMPFERT, David, C/G	Waived		
Aug. 28	BLICK, John, OT	Signed to practice squad		
Aug. 28	MONROE, Rod, TE	Signed to practice squad		
Aug. 28	SHEPHERD, Gannon, OT	Signed to practice squad		
Aug. 28	SMITH, Emanuel, WR	Signed to practice squad		
Aug. 28	STORZ, Erik, LB	Signed to practice squad		
Aug. 29	SMITH, Jeff, C/G	Signed contract		
Aug. 30	CURRY, Eric, DE	Placed on injured reserve (groin)		
Aug. 30	RICHIE, David, DE	Signed contract		
Aug. 30	BLICK, John, OT	Released from practice squad		
Aug. 30	SPICER, Paul, DE	Signed to practice squad		
Sept. 5	JONES, Damon, TE	Placed on injured reserve (knee)		
Sept. 5	DeLONG, Greg, TE	Signed contract		
Sept. 6	SWIFT, Michael, CB	Waived		
Sept. 6	DUKES, Chad, RB	Claimed on waivers (Wash.)		
Sept. 6	MONROE, Rod, TE	Released from practice squad		
Sept. 6	CRISS, Shad, DB	Signed to practice squad		
Sept. 11	BURNETT, Chester, LB	Waived from injured reserve		
Sept. 11	INGRAM, Steve, G/OT	Waived from injured reserve		
Sept. 12	HOWARD, Chris, RB	Waived		
Sept. 12	STORZ, Erik, LB	Activated from practice squad		
Sept. 12	NEUFELD, Ryan, TE	Signed to practice squad		
Sept. 19	DUKES, Chad, RB	Waived		
Sept. 19	JOHNSON, Anthony, RB	Signed contract		
Sept. 19	CURRY, Eric, DE	Released from injured reserve		
Sept. 19	WADE, John, C	Placed on injured reserve (foot)		
Sept. 27	RICHIE, David, DE	Waived		
Sept. 27	SHEPHERD, Gannon, OT	Waived from practice squad		
Sept. 27	MILLER, Craig, S	Signed off practice squad (Ind.)		
Sept. 27	KOCH, Aaron, G	Signed off practice squad (Tenn.)		
Sept. 27	NELSON, Reggie, OT	Signed to practice squad		
Oct. 3	DeLONG, Greg, TE	Released		
Oct. 4	SPICER, Paul, DE	Activated from practice squad		
Oct. 4	COUSINS, Jomo, DE	Signed to practice squad		
Oct. 12	MACK, Stacey, RB	Placed on injured reserve (finger)		
Oct. 12	NEUFELD, Ryan, TE	Activated from practice squad		
Oct. 12	KANE, Morgan, RB	Signed to practice squad		
Oct. 21	NEUFELD, Ryan, TE	Waived		
Oct. 21	CRISS, Shad, CB	Activated from practice squad		
Oct. 23	CRISS, Shad, CB	Waived		
Oct. 24	WIEGERT, Zach, OT	Placed on injured reserve (knee)		
Oct. 24	NEUFELD, Ryan, TE	Signed contract		
Oct. 24	NELSON, Reggie, OT	Activated from practice squad		
Oct. 25	MASON, Michael, DE	Signed to practice squad		
Oct. 25	CRISS, Shad, CB	Signed to practice squad		
Oct. 28	MILLER, Craig, S	Waived		
Oct. 28	MASON, Michael, DE	Activated from practice squad		
Oct. 31	MASON, Michael, DE	Waived		
Oct. 31	WILLIAMS, Jermaine, FB	Signed contract		
Nov. 8	MASON, Michael, DE	Signed to practice squad		
Nov. 9	KANE, Morgan, RB	Placed on practice squad/injured		
Nov. 9	BROOKINS, Jason, RB	Signed to practice squad		
Nov. 11	NELSON, Reggie, OT	Waived		
Nov. 11	CRISS, Shad, CB	Activated from practice squad		
Nov. 14	BANIEWICZ, Mark, OT	Placed on injured reserve		
Nov. 14	MASON, Michael, DE	Waived from practice squad		
Nov. 14	NELSON, Reggie, OT	Signed to practice squad		
Nov. 15	LINDSEY, Steve, PK	Waived		
Nov. 15	TARLE, Jim, PK	Signed contract		
Nov. 15	NELSON, Reggie, OT	Activated from practice squad		
Nov. 15	LEDFORD, Dwayne, G/OT	Signed to practice squad		
Nov. 15	SEALS, Richard, DT	Signed to practice squad		
Nov. 21	BROOKINS, Jason, RB	Waived from practice squad		
Nov. 21	THOMAS, Edward, LB	Signed to practice squad		
Nov. 28	SEALS, Richard, DT	Waived from practice squad		
Nov. 28	MARRIOTT, Jeff, DT	Signed to practice squad		
Nov. 29	SEARCY, Leon, OT	Placed on injured reserve (leg)		
Nov. 29	THOMAS, Edward, LB	Activated from practice squad		
Nov. 29	MILLER, Craig, S	Signed to practice squad		
Dec. 5	MARTS, Lonnie, LB	Placed on injured reserve (groin)		
Dec. 5	NICKERSON, Hardy, LB	Placed on injured reserve (knee)		
Dec. 6	PELSHAK, Troy, LB	Signed contract		
Dec. 6	SHEPHERD, Gannon, OT	Signed contract		
Dec. 13	STORZ, Erik, LB	Placed on injured reserve (thumb)		
Dec. 13	SMITH, Emanuel, WR	Activated from practice squad		
Dec. 13	BROOKINS, Jason, RB	Signed to practice squad		
Dec. 20	SOWARD, R. Jay, WR	Placed on reserve/non-football illness		
Dec. 20	LEDFORD, Dwayne, G	Activated from practice squad		
Dec. 20	HORACEK, Mike, WR	Signed to practice squad		

JACKSONVILLE JAGUARS 2000 STATISTICS

Final - 16 Games

12-24-00

WON 7, LOST 9			
09/03	W 27- 7	at Cleveland	72,418
09/10	L 36-39	at Baltimore	68,843
09/17	W 13- 0	Cincinnati	45,653
09/25	L 14-43	at Indianapolis	56,816
10/01	L 13-24	Pittsburgh	64,351
10/08	L 10-15	Baltimore	65,194
10/16	L 13-27	at Tennessee	68,498
10/22	L 16-35	Washington	69,061
10/29	W 23-17 OT	at Dallas	63,554
11/12	L 21-28	Seattle	68,063
11/19	W 34-24	at Pittsburgh	50,925
11/26	W 16-13	Tennessee	65,454
12/03	W 48- 0	Cleveland	51,262
12/10	W 44-10	Arizona	53,472
12/17	L 14-17	at Cincinnati	50,469
12/23	L 25-28	at New York Giants	77,924

* RUSHING		No.	Yds	Avg	Long	TD
Fred Taylor		292	1399	4.8	71	12
Mark Brunell		48	236	4.9	16	2
Stacey Mack		54	145	2.7	14	1
Anthony Johnson		28	112	4.0	19	1
Shyrone Stith		20	55	2.8	12	1
Chris Howard		21	52	2.5	9t	1
R. Jay Soward		3	28	9.3	20	0
Jermaine Williams		2	8	4.0	4	0
Daimon Shelton		2	3	1.5	2	0
Chad Dukes		2	2	1.0	2	0
Jonathan Quinn		2	-2	-1.0	-1	0
Jamie Martin		7	-6	-.9	2	0
TEAM		481	2032	4.2	71	18
OPPONENTS		436	1685	3.9	45t	14

	Jax	Opp.
TOTAL FIRST DOWNS	318	252
Rushing	109	85
Passing	193	144
Penalty	16	23
3rd Down: Made/Att	100/235	74/203
3rd Down Pct.	42.6	36.5
4th Down: Made/Att	5/14	4/8
4th Down Pct.	35.7	50.0
POSSESSION AVG.	31:32	28:28
TOTAL NET YARDS	5690	4845
Avg. Per Game	355.6	302.8
Total Plays	1080	934
Avg. Per Play	5.3	5.2
NET YARDS RUSHING	2032	1685
Avg. Per Game	127.0	105.3
Total Rushes	481	436
NET YARDS PASSING	3658	3160
Avg. Per Game	228.6	197.5
Sacked/Yards Lost	54/289	40/247
Gross Yards	3947	3407
Att./Completions	545/333	458/258
Completion Pct.	61.1	56.3
Had Intercepted	15	12
PUNTS/AVERAGE	79/41.9	90/42.5
NET PUNTING AVG.	79/34.3	90/37.0
PENALTIES/YARDS	95/703	96/814
FUMBLES/BALL LOST	27/14	26/18
TOUCHDOWNS	40	39
Rushing	18	14
Passing	22	23
Returns	0	2

* RECEIVING		No.	Yds	Avg	Long	TD
Keenan McCardell		94	1207	12.8	67t	5
Jimmy Smith		91	1213	13.3	65t	8
Kyle Brady		64	729	11.4	36	3
Fred Taylor		36	240	6.7	19	2
R. Jay Soward		14	154	11.0	45	1
Alvis Whitted		13	137	10.5	37t	3
Anthony Johnson		12	153	12.8	48	0
Daimon Shelton		4	48	12.0	16	0
Chris Howard		3	26	8.7	13	0
Reggie Barlow		1	28	28.0	28	0
Damon Jones		1	12	12.0	12	0
TEAM		333	3947	11.9	67t	22
OPPONENTS		258	3407	13.2	77t	23

* SCORE BY PERIODS	Q1	Q2	Q3	Q4	OT	PTS
TEAM	69	142	74	76	6	367
OPPONENTS	59	88	61	119	0	327

* INTERCEPTIONS		No.	Yds	Avg	Long	TD
Rayna Stewart		2	37	18.5	24	0
Donovin Darius		2	26	13.0	21	0
Mike Logan		2	14	7.0	14	0
Aaron Beasley		1	39	39.0	39	0
Brant Boyer		1	12	12.0	12	0
Hardy Nickerson		1	10	10.0	10	0
Tony Brackens		1	7	7.0	7	0
Fernando Bryant		1	0	0.0	0	0
Kevin Hardy		1	0	0.0	0	0
TEAM		12	145	12.1	39	0
OPPONENTS		15	168	11.2	44	0

* SCORING	TD-Ru-Pa-Rt	K-PAT	FG	S	PTS
Mike Hollis	0 0 0 0	33/33	24/26	0	105
Fred Taylor	14 12 2 0			0	84
Jimmy Smith	8 0 8 0			0	48
K. McCardell	5 0 5 0			0	30
Kyle Brady	3 0 3 0			0	20
Steve Lindsey	0 0 0 0	5/ 5	5/ 7	0	20
Alvis Whitted	3 0 3 0			0	18
Mark Brunell	2 2 0 0			0	12
Chris Howard	1 1 0 0			0	6
Anthony Johnson	1 1 0 0			0	6
Stacey Mack	1 1 0 0			0	6
R. Jay Soward	1 0 1 0			0	6
Shyrone Stith	1 1 0 0			0	6
TEAM	40 18 22 0	38/38	29/33	0	367
OPPONENTS	39 14 23 2	36/36	17/24	1	327

* PUNTING		No.	Yds	Avg	Net	TB	In	Lg	B
Bryan Barker		76	3194	42.0	34.4	5	29	65	0
Steve Lindsey		3	117	39.0	32.3	1	0	46	0
TEAM		79	3311	41.9	34.3	6	29	65	0
OPPONENTS		90	3822	42.5	37.0	8	25	67	1

* 2-Pt. Conversions: Brady, TEAM 1-1, OPPONENTS 2-3
 * SACKS: Brackens 7.5, Smeenge 6.0, Beasley 5.0, Walker 5.0, Boyer 3.5, Wynn 3.5, Hardy 3.0, Payne 2.0, Darius 1.0, Logan 1.0, Nickerson 1.0, Spicer 1.0, Meier 0.5, TEAM 40.0, OPPONENTS 54.0

* PUNT RETURNS		Ret	FC	Yds	Avg	Long	TD
Reggie Barlow		29	14	200	6.9	21	0
R. Jay Soward		14	5	108	7.7	18	0
Keenan McCardell		3	0	25	8.3	22	0
TEAM		46	19	333	7.2	22	0
OPPONENTS		38	7	478	12.6	82t	1

* PASSING	GP-GS	Att	Cmp	Yds	Cmp%	Yds/Att	TD	TD%	Int	Int%	Long	Sack/Lost	Rating
Mark Brunell	16-16	512	311	3640	60.7	7.11	20	3.9	14	2.7	67t	54/ 289	84.0
Jamie Martin	5-0	33	22	307	66.7	9.30	2	6.1	1	3.0	65t	0/ 0	104.0
TEAM		545	333	3947	61.1	7.24	22	4.0	15	2.8	67t	54/ 289	85.2
OPPONENTS		458	258	3407	56.3	7.44	23	5.0	12	2.6	77t	40/ 247	85.8

* KICKOFF RETURNS		No.	Yds	Avg	Long	TD
Shyrone Stith		33	785	23.8	47	0
Reggie Barlow		11	224	20.4	27	0
Stacey Mack		6	104	17.3	35	0
R. Jay Soward		4	93	23.3	28	0
Alvis Whitted		4	67	16.8	20	0
Jermaine Williams		2	50	25.0	30	0
Todd Fordham		1	0	0.0	0	0
Emarlos Leroy		1	0	0.0	0	0
TEAM		62	1323	21.3	47	0
OPPONENTS		73	1523	20.9	66	1

* FIELD GOALS
 Mike Hollis 0/ 0 6/ 7 8/ 8 7/ 8 3/3
 Steve Lindsey 2/ 2 0/ 0 1/ 3 2/ 2 0/0
 TEAM 2/ 2 6/ 7 9/11 9/10 3/3
 OPPONENTS 2/ 2 6/ 7 4/ 5 5/10 0/0
 Hollis: (50G, 25G) (36G, 45G, 48G, 34G, 48G) () () () ()
 (23G, 45G) (23G, 33G, 51G) (42G, 49B) () (36G, 33G)
 (27G, 20G, 38G) (40G, 24G) (36G, 50G, 40G) (28N) (36G)
 TEAM: (50G, 25G) (36G, 45G, 48G, 34G, 48G) (30G, 33N, 19G) () (19G, 48G) (49G, 31N) (23G, 45G) (23G, 33G, 51G) (42G, 49B) () (36G, 33G) (27G, 20G, 38G) (40G, 24G) (36G, 50G, 40G) (28N) (36G)
 OPPONENTS: () (44G) (44N, 47N) (41G, 22G) (19G) (47G, 32G, 43G, 21G, 24G) (26G, 44N, 28G) () (19G) () (40G, 42N) (30G, 38G, 28N) () (47N, 32G) (27G) (39N)

2000 Regular Season - Final - 16 Games

JAGUARS DEFENSIVE TACKLES

Player	Total	Solo	Asst.	Sacks	Pass					
					Int.	Def.	TFL	QBP	FF	FR
K. Hardy	149	88	61	3-20	1-0	5	6	16	2	2
D. Darius	112	80	32	1-11	2-26	5	3	3	1	0
T. Slaughter	108	45	63	0	0	3	5	2	0	0
T. Brackens	78	47	31	7.5-43	1-7	9	7	16	2	2
H. Nickerson	75	34	41	1-0	1-10	5	2	5	0	0
S. Payne	74	32	42	2-6	0	0	1	10	0	0
G. Walker	68	30	38	5-32	0	2	7	20	2	0
M. Logan	61	51	10	1-1	2-14	7	3	11	1	1
F. Bryant	57	42	15	0	1-0	9	0	1	0	1
R. Wynn	55	26	29	3.5-22	0	0	2	15	1	0
A. Beasley	53	45	8	5-28	1-39	14	1	2	2	1
B. Boyer	45	21	24	3.5-15.5	1-12	1	1	2	0	0
R. Stewart	39	28	11	0	2-37	6	0	0	0	2
J. Craft	29	24	5	0	0	4	0	0	0	0
L. Smith	30	11	19	0	0	1	2	8	2	3
J. Smeenge	31	13	18	6-46	0	1	1	8	1	0
E. Storz	25	10	15	0	0	1	0	1	0	1
K. Thomas	20	17	3	0	0	5	1	0	0	0
R. Meier	17	11	6	0.5-1.5	0	0	4	0	0	0
L. Marts	14	5	9	0	0	0	0	0	0	1
E. Leroy	13	5	8	0	0	0	1	0	1	0
D. Clark	6	3	3	0	0	0	0	0	0	1
P. Spicer	4	2	2	1-10	0	0	0	0	1	0
C. Miller	3	1	2	0	0	1	0	0	0	0
M. Swift	1	0	1	0	0	0	0	0	0	0

JAGUARS SPECIAL TEAMS TACKLES

Player	Tackles	Blk.		
		Kick	FF	FR
D. Clark	25		1	1
K. Thomas	20			1
T. Slaughter	20			
S. Stith	14			
B. Boyer	13			
M. Logan	10		1	
E. Storz	10		1	
J. Williams	9			
J. Craft	8			
R. Meier	7			
E. Olson	7			
D. Shelton	5			1
E. Thomas	5			
R. Griffith	3			
A. Johnson	3			
A. Whitted	3			
A. Beasley	2			
S. Lindsey	2			
S. Mack	2			
L. Marts	2			
R. Stewart	2			
J. Tarle	2			
T. Boselli	1			
S. Criss	1			
C. Howard	1			
R. Neufeld	1			
H. Nickerson	1			
T. Pelshak	1			
Je. Smith	1			
D. Darius	0	1 (punt)		

JAGUARS OFFENSE GAME BY GAME

	FIRST DOWNS				Third Down	Tot Yds	Off Ply	Rushing		Passing				Penalty No	Fum Yds Lost	Punts No-Avg	Poss Time			
	Tot	Rn	Pa	Pn				Att	Yds	Net	Sacks	Gross	Cmp					Att	Int	
9/3 at CLEV (W)	28	9	19	0	10/16	398	78	40	119	279	4-22	301	24	34	0	1	5	1-0	3-39.0	37:10
9/10 at BALT (L)	22	3	15	4	5/14	421	75	21	46	375	4-11	386	28	50	2	10	60	4-2	3-38.0	31:23
9/17 vs. CIN (W)	15	4	9	2	4/16	241	65	29	84	157	4-19	176	20	32	1	7	76	0-0	7-42.3	31:29
9/25 at IND (L)	18	5	12	1	5/14	286	65	24	97	189	5-40	229	21	36	2	4	40	1-0	9-43.2	27:38
10/1 vs. PIT (L)	17	1	16	0	5/15	206	68	16	26	180	7-45	225	23	45	1	10	75	1-1	4-50.0	24:50
10/8 vs. BALT (L)	22	5	16	1	8/15	348	73	27	95	253	3-7	260	29	43	3	6	34	8-3	5-38.0	31:48
10/16 at TEN (L)	13	4	7	2	4/14	304	58	26	143	161	5-35	196	18	27	0	5	40	2-2	5-44.6	26:53
10/22 vs. WASH (L)	21	7	13	1	8/17	385	74	26	146	239	6-32	271	21	42	2	5	42	3-2	5-48.0	32:18
10/29 at DAL (W)	18	8	9	1	7/15	392	62	38	161	231	0-0	231	20	24	0	8	50	0-0	5-43.6	33:36
11/12 vs. SEA (L)	24	8	15	1	6/12	437	64	26	122	315	5-25	340	24	33	0	7	55	2-1	4-42.5	30:48
11/19 at PIT (W)	20	11	9	0	6/14	417	70	36	240	177	3-13	190	17	31	1	8	55	1-1	5-42.8	34:20
11/26 vs. TEN (W)	16	5	11	0	6/14	334	56	28	111	223	3-14	237	15	25	2	4	25	0-0	3-53.7	29:19
12/3 vs. CLEV (W)	28	15	11	2	10/18	449	82	47	244	205	2-13	218	16	33	0	9	59	0-0	5-39.2	37:11
12/10 vs. AZ (W)	25	14	10	1	5/12	469	66	45	214	255	0-0	255	15	21	0	2	15	0-0	1-55.0	34:56
12/17 at CIN (L)	17	8	9	0	6/15	276	63	34	114	162	1-8	170	19	28	0	6	47	3-1	8-28.9	37:15
12/23 at NYG (L)	14	2	12	0	5/14	327	61	18	70	257	2-5	262	23	41	1	3	25	1-1	7-42.4	25:39

JAGUARS DEFENSE GAME BY GAME

	FIRST DOWNS				Third Down	Tot Yds	Off Ply	Rushing		Passing				Penalty No	Fum Yds Lost	Punts No-Avg	Poss Time			
	Tot	Rn	Pa	Pn				Att	Yds	Net	Sacks	Gross	Cmp					Att	Int	
9/3 at CLEV (W)	9	2	7	0	3/10	249	44	16	96	153	1-7	160	19	27	0	3	25	1-1	5-50.8	22:50
9/10 at BALT (L)	17	4	11	2	3/13	331	61	18	89	242	3-20	262	23	40	2	8	65	1-0	7-41.1	28:37
9/17 vs. CIN (W)	14	4	7	3	4/17	233	69	23	71	162	5-21	183	18	41	2	6	44	3-2	7-42.0	28:31
9/25 at IND (L)	21	4	16	1	5/12	533	64	28	93	440	0-0	440	23	36	0	11	90	1-1	5-47.4	32:22
10/1 vs. PIT (L)	22	13	5	4	4/11	332	62	44	209	123	2-9	132	10	16	1	7	55	2-2	3-34.0	35:10
10/8 vs. BALT (L)	10	1	9	0	3/17	194	66	25	56	138	2-16	154	17	39	0	5	25	1-1	9-41.9	28:12
10/16 at TEN (L)	18	8	10	0	6/12	409	59	38	175	234	0-0	234	13	21	0	10	89	1-1	3-49.3	33:07
10/22 vs. WASH (L)	18	9	8	1	2/9	399	54	30	130	269	0-0	269	16	24	1	6	59	1-1	6-45.0	27:42
10/29 at DAL (W)	22	9	11	2	5/9	325	59	32	118	207	2-13	220	17	25	1	7	54	3-2	3-40.7	30:08
11/12 vs. SEA (L)	22	6	12	4	8/15	326	66	32	96	230	1-1	231	22	33	0	5	50	3-0	6-44.8	29:12
11/19 at PIT (W)	15	7	7	1	5/12	302	56	24	147	155	5-33	188	13	27	2	4	30	3-3	4-46.0	25:40
11/26 vs. TEN (W)	17	6	10	1	6/14	334	57	31	117	217	2-11	228	13	24	0	4	40	1-0	5-38.2	30:41
12/3 vs. CLEV (W)	2	1	0	1	0/12	53	42	18	62	-9	6-42	33	7	18	0	9	85	2-1	12-43.1	22:49
12/10 vs. AZ (W)	11	2	9	0	6/13	189	49	19	40	149	4-32	181	15	26	1	4	53	0-0	5-47.8	25:04
12/17 at CIN (L)	15	6	7	2	5/10	263	53	27	106	157	4-14	171	10	22	1	6	40	3-3	5-36.2	22:45
12/23 at NYG (L)	19	3	15	1	9/17	373	73	31	80	293	3-28	321	22	39	1	1	10	0-0	5-29.8	34:21

PERFORMANCE INSIDE THE 20

	In 20	Scores	Pct.	TDs	TD Pct.	FGs	Points	Tot. Points	Pct. of Total Pts.
JAGUARS	57	45	78.9	27	47.4	18	244	367	66.5
Opponents	40	38	95.0	26	65.0	12	217	327	66.4

GOAL-TO-GO SITUATIONS

	G-T-G	Scores	Pct.	TDs	FGs	Points	Tot. Points	Pct. of Total Pts.
JAGUARS	29	25	85.7	19	6	151	367	41.1
Opponents	21	21	100.0	16	5	126	327	38.5

QUARTERBACK DRIVES

Quarterback	No. Series	TD	FG	Missed		Int.	Fum.	Punt	Downs	End Half	End Game	Left Game	Safety	Points	Points/ Series
				FG	Int.										
M. Brunell	187	35	29	4	14	12	77	8	3	4	0	1	332	1.78	
J. Martin	10	5	0	0	1	0	2	0	0	2	0	0	35	3.50	
J. Quinn	1	0	0	0	0	0	0	0	0	1	0	0	0	0.00	
JAGUARS	198	40	29	4	15	12	79	8	3	7	0	1	367	1.85	
OPPONENTS	196	37	17	7	12	15	90	4	9	5	0	0	311	1.59	