

# 2015 MEDIA GUIDE

JACKSONVILLE JAGUARS





# JAGUARS 2015 SCHEDULE

P1	VS PITTSBURGH STEELERS		Aug. 14	7:30 PM	WJXT
P2	@ NEW YORK GIANTS		Aug. 22	7:30 PM	WJXT
P3	VS DETROIT LIONS		Aug. 28	8:00 PM	CBS
P4	@ WASHINGTON REDSKINS		Sept. 3	7:30 PM	WJXT
W1	VS CAROLINA PANTHERS		Sept. 13	1:00 PM	FOX
W2	VS MIAMI DOLPHINS		Sept. 20	4:05 PM	CBS
W3	@ NEW ENGLAND PATRIOTS		Sept. 27	1:00 PM	CBS
W4	@ INDIANAPOLIS COLTS		Oct. 4	1:00 PM	CBS
W5	@ TAMPA BAY BUCCANEERS		Oct. 11	1:00 PM	CBS
W6	VS HOUSTON TEXANS		Oct. 18	1:00 PM	CBS
W7	VS BUFFALO BILLS (London)		Oct. 25	9:30 AM	CBS
BYE WEEK					
W9	@ NEW YORK JETS		Nov. 8	1:00 PM	CBS
W10	@ BALTIMORE RAVENS		Nov. 15	1:00 PM	CBS
W11	VS TENNESSEE TITANS (Thursday)		Nov. 19	8:25 PM	NFLN
W12	VS SAN DIEGO CHARGERS		Nov. 29	1:00 PM	CBS
W13	@ TENNESSEE TITANS		Dec. 6	1:00 PM	CBS
W14	VS INDIANAPOLIS COLTS		Dec. 13	1:00 PM	CBS
W15	VS ATLANTA FALCONS		Dec. 20	1:00 PM	FOX
W16	@ NEW ORLEANS SAINTS		Dec. 27	1:00 PM	CBS
W17	@ HOUSTON TEXANS		Jan. 3	1:00 PM	CBS

All times Eastern and subject to change by the NFL

Gold games: AWAY

White games: HOME



## #MOREJAX

FLAGSHIP STATIONS  
1010XL - 92.5FM | WJXT 4 THE LOCAL STATION  
SIMULCAST PARTNER  
99.9FM GATOR COUNTRY

904.633.6000  
877-4-JAGS-TIX  
JAGUARS.COM







# TABLE OF CONTENTS



## 2014 IN REVIEW

Game Summaries . . . . .	89
NFL Standings . . . . .	88
Player Participation . . . . .	97
Season Statistics . . . . .	142
Starting Lineups . . . . .	99

## ALL-TIME RESULTS

Attendance History . . . . .	88
Home-Away Records . . . . .	107
Jaguars Record When . . . . .	146
Last Time It Happened . . . . .	100
Overtime Games . . . . .	106
Preseason . . . . .	101
Primetime Games . . . . .	105
Team-by-Team Series History . . . . .	102
vs. AFC South . . . . .	107
Won-Loss Records . . . . .	104

## BIOGRAPHIES

Assistant Coaches . . . . .	14
Bradley, Gus . . . . .	13
Caldwell, David . . . . .	9
Draft Choices . . . . .	80
Executives . . . . .	10
First-Year Players . . . . .	78
Football Staff . . . . .	29
Khan, Shahid . . . . .	8
Lamping, Mark . . . . .	9
Player Personnel . . . . .	25
Rookie Free Agents . . . . .	84
Strength & Conditioning Staff . . . . .	24
Veteran Players . . . . .	37

## HISTORY

Coaches (All-Time) . . . . .	118
Community Relations . . . . .	6
Draft Choices (All-Time) . . . . .	109
Draft History . . . . .	111
Free Agent History . . . . .	112
Honors (All-Time) . . . . .	114
Jersey Numbers (All-Time) . . . . .	118
Last Time It Happened . . . . .	100
Leaders (Career) . . . . .	122
Leaders (Yearly) . . . . .	120
Roster (All-Time) . . . . .	115
Trades (All-Time) . . . . .	108

## MISCELLANEOUS

Broadcast Lineup . . . . .	168
EverBank Field . . . . .	171
Florida Blue Health & Wellness Practice Fields . . . . .	170
Hottest/Coldest Games . . . . .	88
Jaguars Largest Comeback Wins . . . . .	107
Jaguars Opened the Season At Home . . . . .	28
Jaguars vs. NFC Opponents . . . . .	107
Jaguars Foundation . . . . .	6
Media Information . . . . .	174
NFL Schedule (2015 Weekly) . . . . .	173
Playoff Game Summaries . . . . .	147
Plays of 30-plus Yards . . . . .	144
Preseason Television . . . . .	168
Pride of the Jaguars . . . . .	169
Pro Bowlers . . . . .	114
Pronunciation Guide . . . . .	39
Radio Broadcasters . . . . .	168
Radio Network . . . . .	168
Regular Season Attendance History . . . . .	88
The ROAR & Jaxson De Ville . . . . .	172
Staff Directory . . . . .	4
Staff Photos . . . . .	33
Starting Quarterbacks . . . . .	40
Special Programs . . . . .	170
Top Home Attendances . . . . .	58
Top Road Attendances . . . . .	61
Touchdowns in Jaguars History . . . . .	44
Undrafted Rookies on Opening Day Roster . . . . .	86

## RECORDS

Individual Records . . . . .	150
Opponents Records . . . . .	165
Team Records . . . . .	158
Statistics (1995-2014) . . . . .	123
Year-by-Year Defense . . . . .	167
Year-by-Year Offense . . . . .	167
Year-by-Year Statistics . . . . .	107



Jaguars Owner Shahid Khan on the field prior to a 2014 preseason game.

JACKSONVILLE JAGUARS, LLC  
 ONE EVERBANK FIELD DRIVE, JACKSONVILLE, FLA. 32202  
 (904)633-6000 - (904)633-2000 (TICKETS) - (904)633-6050 (FAX)  
 WWW.JAGUARS.COM

The Jacksonville Jaguars Media Guide was written by Dan Edwards, Ryan Robinson, Tad Dickman and Alex Brooks. Editorial assistance provided by Katie Vaughn, J.P. Shadrack and Brandon Naidus. Photography by Rick Wilson. Media Guide design by Tad Dickman and Alex Brooks. Cover design by John Cascio. Printed by The Hartley Press, Jacksonville, Fla.

Copyright 2015, Jacksonville Jaguars, LLC





# STAFF DIRECTORY



## EXECUTIVE

Shahid Khan  
Mark Lamping  
Alisa Abbott

Owner  
President  
Executive Assistant to the Owner and President

## COACHING

Gus Bradley  
Bob Babich  
Greg Olson  
Mike Mallory  
Luke Butkus  
Nathaniel Hackett  
Scottie Hazelton  
Doug Marrone  
Ron Middleton  
Chris O'Hara  
Mike Rutenberg  
Robert Saleh  
Frank Sclfo  
Dan Shamash  
Kelly Skipper  
Matthew Smiley  
Tony Sorrentino  
Jerry Sullivan  
DeWayne Walker  
Todd Wash  
Aaron Whitecotton  
Tyler Wolf  
Tom Myslinski  
Cedric Scott  
Alex Hampton  
Jess Langvardt  
ElizaBeth Mayers

Head Coach  
Defensive Coordinator  
Offensive Coordinator  
Special Teams Coordinator  
Assistant Offensive Line Coach  
Quarterbacks Coach  
Assistant Linebackers Coach  
Assistant Head Coach-Offense/Offensive Line Coach  
Tight Ends Coach/Assistant Special Teams Coach  
Offensive Coaches Associate  
Assistant Defensive Backs Coach  
Linebackers Coach  
Senior Offensive Assistant  
Defensive Quality Control Coach  
Running Backs Coach  
Assistant Special Teams Coach  
Offensive Assistant/Quality Control Coach  
Wide Receivers Coach  
Defensive Backs Coach  
Defensive Line Coach/Run-game Coordinator  
Assistant to the Defense  
Assistant to the Head Coach  
Strength & Conditioning Coordinator  
Assistant Strength & Conditioning Coach  
Strength and Conditioning Associate  
Strength and Conditioning Associate  
Asst. to the Head Coach and Administrator of Coaching Ops

## PLAYER PERSONNEL

David Caldwell  
Dana DesJarlais

General Manager  
Asst. to the GM and Administrator of Football Operations

## SCOUTING

Chris Polian  
Andy Dengler  
John Idzik  
Chris Driggers  
Kyle O'Brien  
Paul Roell  
Mark Ellenz  
Jason DesJarlais  
Jarrod Highberger  
Jared Kirksey  
Marty Miller  
Tim Minge  
Brian Simmons  
Antonio Robinson  
Casey Belongia  
Leslie Ladd

Director, Player Personnel  
Assistant Director, Player Personnel  
Special Assistant to the General Manager  
Director, Pro Personnel  
Director, College Scouting  
Assistant Director, College Scouting  
Eastern Regional Scout  
College Scout  
College Scout  
College Scout  
College Scout  
College Scout  
College Scout  
Scouting Associate  
Scouting Associate  
Administrator of Scouting Operations

## FOOTBALL OPERATIONS

Tony Khan  
Marcus Pollard  
Skip Richardson  
Tim Walsh  
Zach Beistline  
Kirsten Grohs

Senior Vice President, Football Administration and Technology  
Director, Player Development & Youth Football  
Director, Team Security  
Director, Football Administration  
Football Statistics Analyst  
Contract Research and Salary Cap Analyst

## VIDEO

Mike Perkins  
Mike Stoeber  
Jeremy Pool  
Chris Reier

Director, Football Technology  
Associate Director, Football Technology  
Associate Video Director  
Associate Video Director

## FOOTBALL LOGISTICS

Hamzah Ahmad  
J.K. LaCoste  
Brandon Roth

Director, Football Logistics & Facilities  
Football Logistics and Team Travel Associate  
Football Logistics and Administrative Operations Associate

## EQUIPMENT

Jimmy Luck  
George Pellicer  
Ryan Gowens  
Kyle Stillwell

Head Equipment Manager  
Associate Equipment Manager  
Associate Equipment Manager  
Associate Equipment Manager

## ATHLETIC TRAINING

Scott Trulock  
Robert Hoenshel  
Justin Bland  
Rod Scott

Head Athletic Trainer  
Associate Athletic Trainer/Physical Therapist  
Associate Athletic Trainer  
Associate Athletic Trainer

## COMMUNICATIONS

Dan Edwards  
Katie Vaughn

Senior Vice President, Communications  
Communications Manager

## PUBLIC RELATIONS

Ryan Robinson  
Tad Dickman  
Alex Brooks

Director, Public Relations  
Public Relations Manager  
Public Relations Coordinator

## DIGITAL MEDIA CONTENT

John Oehser  
Patrick Kavanagh  
Dave DeCandis  
Brian Sexton  
J.P. Shadrick  
Joe Fortunato

Senior Writer  
Executive Producer  
Associate Video Producer  
Senior Correspondent  
Reporter/Editor  
Manager, Radio

## LEGAL, PEOPLE DEVELOPMENT, IT AND OFFICE SERVICES

Megha Parekh  
Cassie Sadowitz  
Jessica Jones  
Lani Binnie  
Mike Webb  
Jason Dean  
Shannon Gray  
Michael Potts  
Chris Yeiter  
Kitty Cash  
Kevin Lanahan  
Jordan Foxworth  
Brenda Mallory

Senior Vice President, General Counsel  
Deputy General Counsel  
Director, Employee Relations  
Employee Operations and Compliance Counsel  
Director, Information Technology  
Manager, Technology Services  
Database and Applications Development Manager  
Network and Systems Administrator  
Help Desk Technician  
Office Manager  
Manager, Office Logistics  
Receptionist  
Receptionist

## FINANCE AND PLANNING

Kelly Flanagan  
Mark Sirota  
Will Tutwiler  
Arri Landsman-Roos  
Kellen Blumberg  
Jeff Miranda  
Ronald Gilbert  
Debye Whelchel  
Brian D'Errico  
Brenda O'Dell  
Natasha Thomas  
Cary Johns  
Meghan Carey

Senior Vice President, Chief Financial Officer  
Director, Financial Planning & Analysis  
Manager, Financial Planning & Analysis  
Director, Business Strategy  
Business Strategy Analyst  
Database & Sales Support Manager  
Database & Sales Support Analyst  
Controller  
Assistant Controller  
Accounts Payable Coordinator  
Accounts Receivable Coordinator  
Manager, Payroll and Benefit Plans  
Payroll and Benefits Analyst

## FAN ENGAGEMENT

Hussain Naqi  
Teresa Michael

Senior Vice President, Fan Engagement  
Executive Asst., Corporate Partnership, Fan Experience & Ticketing

## GUEST SERVICES

Angie Nix  
Sarah Tarbett

Director, Guest Services  
Senior Manager, Guest Services

## EVENT OPERATIONS

Tracey Evans  
Christy Stechman Zynda  
Jenn Toy  
Alex Shepard  
Brendan Morrison  
Abby Elder  
Larry Rosen  
Carlos Caceres  
Clay Greenhaw  
Everett Sullivan  
Blake Stuart  
Sam Thompson

Director, Events  
Associate Director, Cheerleading, Promotions & Programs  
Manager, Events & Entertainment  
Coordinator, Events and Mascot Operations  
Coordinator, Event Operations  
Coordinator, Cheerleading and Mascot Events  
Senior Executive Video Producer  
Production Manager  
Gameday Producer  
Cinematography Director  
Video Production Coordinator  
Control Room Engineer

## MARKETING AND DIGITAL MEDIA

Steven Ziff  
Genya Adesso  
Chris Burdett  
Sarah Alofs  
Lauren Whitaker  
John Cascio  
Reshad Brown  
Spenser Coop  
Andrew Mallory  
Ben Frey  
Brandon Naidus  
Carlos Olivera

Vice President, Marketing and Digital Media  
Director, Marketing  
Senior Digital Media Manager  
Senior Manager, Marketing Strategy  
Digital Media Manager  
Lead Designer  
Graphic Designer  
Marketing Coordinator  
Marketing Coordinator  
Grassroots Marketing Coordinator  
Social Media Coordinator  
Digital Media Coordinator





# STAFF DIRECTORY



## CORPORATE PARTNERSHIPS

Scott Massey  
 Mike DeMartino  
 Matt Rickoff  
 Jeff Lesser  
 Justin Youngmans  
 Laura Oakes  
 Matt Woods  
 T.J. Streit

Senior Vice President, Corporate Partnerships  
 Vice President, Corporate Partnerships  
 Director, Corporate Partnerships  
 Director, Corporate Partnerships  
 Director, Corporate Partnerships  
 UK Sponsorship Director  
 Senior Account Executive, Corporate Partnerships  
 Account Executive, Corporate Partnerships

## PARTNER RELATIONS

Anne Boccuzzi  
 Lauren Baker  
 Daniel Caudy  
 Jean Mitchell  
 Kathleen Dwulet  
 Chelsea Roby  
 Joseph Groves

Director, Partner Relations  
 Account Manager, Partnerships  
 Account Manager, Partnerships  
 Account Manager, Partnerships  
 Account Coordinator, Partnerships  
 Account Coordinator, Partnerships  
 Graphic Designer

## JAGUARS FOUNDATION

Peter Racine  
 Carl Miklas  
 Chris Sutton  
 Lisa Sahi-Kiral  
 T-Neisha Tate  
 Renzo Sheppard  
 Milena Vasconcelos

President  
 Director, Finance and Funding Development  
 Manager, Community Partnerships  
 Administrative Assistant and Grants Manager  
 Program Coordinator  
 Community Relations Manager  
 Communications and Events Coordinator

Chad Johnson

Sean Flood  
 Russell Rendon  
 David Altman  
 Shawn Dibrow  
 Eric Chaves  
 Anthony Hendricks  
 Ben Krakover  
 Ryan Lohnes  
 David Scordo  
 Andrew Torracco  
 Donny Lawson  
 Joe Toth  
 Jeff Finland

Bradley Fain  
 Greg Hollback  
 Murphy O'Brien  
 Jamal Register

Nikki Bowey  
 Kelly Baisey  
 Tara Crisp  
 Samantha Reed  
 Heather Holtzendorf  
 Taylor Crusoe  
 Jessica Griffin  
 Abhyona Grant

Tim Bishko  
 Jim Scott  
 Bryan Kupfer  
 Jonathan Morici

## TICKETING

Senior Vice President, Sales and Service

## SALES

Director, Ticket Sales and Service  
 Manager, Ticket Sales  
 Manager, Premium Seating & Suites  
 Assistant Manager, Inside Sales  
 Account Manager, Ticket Sales  
 Account Manager, Ticket Sales  
 Account Manager, Ticket Sales  
 Account Manager, Ticket Sales  
 Account Manager, Ticket Sales  
 Account Manager, Ticket Sales  
 Senior Inside Sales Representative  
 Champions Club Coordinator

## GROUP SALES

Group Sales Representative  
 Group Sales Representative  
 Group Sales Representative  
 Group Sales Representative

## MEMBER RELATIONS & RETENTION

Manager, Member Relations and Retention  
 Member Relations and Retention Coordinator  
 Senior Member Relations Specialist  
 Member Relations Specialist  
 Member Relations Specialist  
 Member Relations Specialist  
 Member Relations Specialist  
 Member Relations Specialist

## OPERATIONS

Director, Ticket Operations  
 Senior Manager, Ticket Operations  
 Ticket Operations Specialist  
 Ticket Operations Specialist







# JAGUARS IN THE COMMUNITY



## JAGUARS FOUNDATION

Under the leadership of Jaguars Owner Shad Khan and his family, the Jaguars Foundation continues to be a national leader in professional sports philanthropy. The Jaguars are committed to giving back and serving the community that has shown incredible support over the years. The Jaguars Foundation, in partnership with Florida Blue, the official Jaguars Community Partner, develops and implements resourceful and valuable programs that contribute directly to the Jacksonville area. Jaguars players and ROAR Cheerleaders make more than 500 charitable appearances, and the Foundation donates over 1,000 autographed items to aid organizations in their fundraising auctions and initiatives annually.

### MISSION STATEMENT

The Jacksonville Jaguars Foundation is committed to support programs benefiting youth, families, military and veterans, and other NFL and team charitable initiatives.


**FOUNDATION'S GRANT AWARDS TOP \$19 MILLION:** The Jaguars Foundation provided more than \$1.8 million dollars in grants to local youth, military/veterans and other charitable organizations in the last year. The Foundation awarded its first grants in March of 1995, well before the team played its first game. Total grant making since 1995 is more than \$19 million. This level of giving is among the top few in professional sports.

**IMPACT ON EDUCATION:** Shad Khan places a high priority on education as a key foundation for success in life. The Jaguars Foundation has adopted **Andrew Jackson High School** as a corporate partner, making a significant investment in the students and staff at the school. Support from the Jaguars Foundation includes an Honor Rows program, pep rallies, faculty and staff functions, prom night, scholarships and the Jaguars Reading Den. The Jaguars Foundation also sponsors City Year's supportive services at **Matthew Gilbert Middle School**, a feeder school to Andrew Jackson, to help students be high school ready. The Foundation also supports scholarships through the University of North Florida, Florida State College at Jacksonville, and the Jacksonville Public Education Fund.

**HONOR ROWS: "Alert Today, Alive Tomorrow"** is proud to present the Jaguars Foundation's Honor Rows. This unique program uses seats at Jaguars home games as incentives for youth ages 9 to 17 to set and achieve ambitious but realistic goals in the areas of academic improvement, personal behavior, physical fitness, and community service. Honor Rows youth also pledge to remain free from illegal drugs, alcohol and tobacco.

At the game, participants receive a meal, hat, Honor Rows t-shirt and special recognition by the team owner and fans. Nearly 5,000 seats will be awarded in 2015 in partnership with 41 nonprofit agencies. Since 1995, more than 55,000 youth have earned their seat. The **United Way of Northeast Florida** mobilizes game-day volunteers who ensure the overall safety and enjoyment of the participants.

In addition to the Honor Rows, the Jaguars Foundation awards seats to other charitable organizations. In total, 15,210 seats are allocated each season for charitable purposes with an in-kind value of nearly \$300,000.



**SAFETY DOESN'T HAPPEN BY ACCIDENT.**



**FDOT WELCOMES HONOR ROWS GUESTS**

[AlertTodayFlorida.com](http://AlertTodayFlorida.com)

# Florida Blue



## OFFICIAL COMMUNITY PARTNER OF THE JACKSONVILLE JAGUARS

**SUPPORT FOR OUR MILITARY:** The NFL and the Jaguars have had a long history of strong support for our troops and their families. Since the inaugural season in 1995, the Jaguars, in partnership with the **Greater Jacksonville USO**, have made available more than 1,000 tickets to active military at a reduced price for every home game.



### HONORING OUR TROOPS



The largest block of donated tickets for active military families is in the Foundation's "HONORING OUR TROOPS" section. In partnership with **UPS**, Greater Jacksonville USO, area U.S. Navy bases, and other military branches and guard/reserve units, the Foundation provides more than 100 tickets each home game to local families with children who have a parent on deployment. Complimentary bus transportation, T-shirts and Jag Dollars for meals or souvenirs for the kids are provided.

The Khan family and the Jaguars have made a \$1 million dollar commitment over five years to the **City of Jacksonville** to support transition services for veterans returning to civilian life at the **Jacksonville Veterans Resource and Reintegration Center**.



Jaguars players make visits to the local military bases including the Air National Guard 125th Fighter Wing (Air Force National Guard), Mayport Naval Station and NAS JAX. On these visits, players sign autographs and are given behind-the-scenes tours to help them gain an appreciation for the service men and women returning or preparing to deploy overseas. Players also make trips to military facilities such as the Bethesda National Naval Medical Center where men and women that are wounded overseas fighting for our country come for rehab and treatment of wounds caused in battle.

**JAGUARS PLAY 60:** In partnership with **THE PLAYERS Center for Child Health at Wolfson Children's Hospital** and the **American Heart Association**, the Jaguars



Foundation offers opportunities to increase youth fitness activities and improve nutrition, as part of the NFL's Play 60 Challenge. More than 3,000-6th grade students in area schools participate along with hundreds of youth in community non-profits through programs that help youth become more active and improve healthy eating habits. More than \$1 million in fitness and nutrition grants have been made to schools and nonprofit organizations. Fuel Up to Play 60 is an in-school nutrition and physical activity program launched by the National Dairy Council and the NFL, in collaboration with the U. S Department of Agriculture, to help encourage today's youth to lead healthier lives. In Florida, 2.5 million students in 3,100 schools participate in Fuel Up to Play 60.





# JAGUARS IN THE COMMUNITY



**HOMETOWN HUDDLE:** For more than 30 years the NFL and the United Way have partnered to help build stronger, healthier communities. Whether it's reaching out to disadvantaged youth or feeding the hungry, both are committed to raising public awareness of important social service issues. Each fall, the Jaguars partner with the United Way of Northeast Florida for a hands-on community service project called Hometown Huddle. Children from United Way programs in the Jacksonville area have a chance to spend time with their favorite NFL players as they participate in a few outdoor physical activities as well as participate in one community activity to show the children the importance of giving back.

**SUPPORT FOR YOUTH FOOTBALL:** The Khan family and the Jaguars have made a significant commitment to support local youth football. The key for their initiative is the renovation and construction of 10 new or refurbished community football fields in Northeast Florida in the next three years. This will be accomplished in partnership with the NFL, LISC-Jacksonville, local city and county governments, nonprofit organizations and youth football associations.

The Jaguars, in partnership with the Jacksonville Sports Medicine Program and Duval County Public Schools, have embarked on an ambitious initiative to provide all 17 public high schools in Jacksonville with full time athletic trainers within four years. Currently there are no full time athletic trainers in any of the high schools, but this project will bring athletic trainers to each school that will serve all school sports teams year-round.

**MOM'S CLINIC:** The Mom's Football Safety Clinic, held annually, is an interactive and educational forum designed to educate moms and their children about how the game is being played safer and better than ever before. This event provides an opportunity for moms to hear from leading medical experts, get on the field to learn USA Football's Heads Up Tackling technique, and engage with other moms on issues of mutual interest regarding youth sports safety.

**7-ON-7 PASSING CHALLENGE:** The Jacksonville Jaguars hosted their annual Jaguars 7-on-7 Passing Challenge in June 2015. As a part of the Jaguars Youth Football initiative, 16 high school football teams participated in the tournament, which is designed to sharpen the skills of young athletes while giving them an early dose of competition as they prepare for the high school fall football season.



**COACHING CLINIC:** Head Coach Gus Bradley and the Jaguars hosted their annual coaching clinic in April 2015. The clinic is designed with an emphasis on the core fundamentals to the game, with fundamental sessions that Jaguars position coaches instruct on the latest teachings that our staff has incorporated. All high school coaches from Duval and surrounding counties are invited to participate.

**JAGUARS 50/50 FAN RAFFLE FOR CHARITY:** Fans can support the Jaguars Foundation and the Jacksonville community when they participate in the Jaguars 50/50 Raffle. Each game, fans have the opportunity to purchase raffle tickets, with a chance to be the big winner. Half of the net proceeds go to one winner, and the other half benefits the Jaguars Foundation's programs and initiatives. Since its inception in 2013, the Jaguars 50/50 Raffle has raised over \$270,000.

**GIVE & GO 100 PROGRAM:** In a partnership with the Nonprofit Center of Northeast Florida and the DuBow Family Foundation, the Jaguars offers the opportunity to northeast Florida nonprofits to earn dollars through the sale of exclusive, discounted Jaguars tickets. Give and Go 100 allows Jacksonville nonprofits to offer the lowest priced Jaguars tickets in town for single ticket sales. Each participating organization that sells 100 or more tickets can earn \$3,000 or more for their organization. The Jaguars Give and Go 100 program raised over \$180,000 last year for local nonprofits.



**JAGUARS IN LONDON:** In addition to the NFL Play 60 programs that the Jaguars Foundation implements in Jacksonville, the Jaguars took Play 60 to London. Jaguar players, members of the ROAR of the Jaguars, team staff members and Jaxson de Ville all participated in an NFL Play 60 event promoting youth football and fitness. The Jaguars also held a London sleeper for 100 children in partnership with Ashley Furniture; each child received a bed to take home with them.

**PARTNERSHIP WITH WOLFSON CHILDREN'S HOSPITAL:** Jaguars players regularly make visits to Wolfson Children's Hospital to meet with kids, sign autographs and lift spirits. In 2008, the Jaguars Den was established at Wolfson Children's Hospital. The Jaguars Den is a one-of-a-kind, state-of-the-art room for children at the hospital where areas are designated for group games, pods for semi-private conversations, and individual computer stations. Stations are equipped with a keyboard and other input devices such as drawing tablets, touch pads and joysticks, all on flexible supports that children can easily adjust for their comfort.

**JAGUARS ROOKIE CLUB:** In June of 2003 the Jaguars established the Rookie Club for all incoming rookies. Its purpose is to assist in the transition from college to the NFL, and to introduce and involve first-year players, as a group, in charitable and civic activities in the Jacksonville community. As a group, the rookies make a number of appearances to different types of community outreaches so that each player has a chance to decide what type of outreach he has a passion for as an individual.

**SHOPPING WITH THE JAGS:** Each year over 100 children from different agencies have the opportunity to go shopping with their favorite Jaguars players. The children have time to talk to their favorite players about football, family and some of the player's favorite activities they did growing up. All of this interesting conversation is taking place while the players and children are trying to budget out what gifts that children will buy for themselves and their family members.



**AWARDS AND RECOGNITION:** In 2013, The Jaguars and Jaguars Foundation were named the **Business Partner of the Year** by **St. John's County Public Schools**. In 2011, the Jaguars Foundation received the **HOPE Worldwide Faith in Action Award**. In 2010, the Jaguars Foundation was recognized by the Girls Scouts at the **Association of Fundraising Professionals-Florida First Coast Chapter**. The Jaguars Foundation was the proud recipient of the 2006 **Steve Patterson Sports Philanthropy Award** from **The Robert Wood Johnson Foundation** and the **Sports Philanthropy Project** for outstanding leadership in philanthropy in professional sports, both for the Foundation's work in Jacksonville and its leadership in guiding other professional teams in the development of grant making and other programs in their local markets. The Foundation's Straight Talk program received the 2005 **Wilmer Shields Rich Bronze Award for Excellence in Communications** by the **Council on Foundations**. In 2003, the Jaguars Foundation was named **Jacksonville's Outstanding Foundation** by the **Association of Fundraising Professionals-Florida First Coast Chapter**; and also received the **Governor's Community Investment Award** in recognition of its juvenile justice crime and youth violence prevention programs for youth. Other awards include: **Florida Department of Education's Commissioner's Business Recognition Award** (2001); **Bridge Builder Award** (1997); **WTLV-12 Top of the Class Award** (1996) for Playbooks; **Governor's Community Investment Award** (1996) for Honor Rows, and **Grantmakers in Health Award** (1996 and 1995). The Jaguars Foundation's innovative programs have been recognized in national media, including the January/February 2005 issue of **FOUNDATION News and Commentary**, as well as in articles in **The New York Times**, **Forbes Magazine**, **Grantmanship Center Magazine**, **St. Anthony Messenger**, **ESPN** and the **"Osgood File"** radio program.

Jacksonville Jaguars Foundation  
One EverBank Field Drive  
Jacksonville, FL 32202  
633-5437 • 633-5683 (fax)  
[www.jaguars.com/foundation-community](http://www.jaguars.com/foundation-community)

**FOUNDATION BOARD** — Shahid Khan, Chair/CEO; Mark Lamping, Secretary; Kelly Flanagan, Treasurer; Ann Khan, Shanna Khan, and Peter Racine, Foundation President (ex officio).

**HONOR ROWS VOLUNTEER COMMITTEE** — Heather Albritton, Richard Feacher, J. Greg Hurst, William Keator, Erica La Spada, Kenneth Reddick, Ryan Robinson, Matthew Schellenberg, and Michael Waddell.

**FOUNDATION STAFF** — Peter M. Racine, President; Lisa Sahi-Kiral, Administrative Assistant & Grants Manager; Carl Miklas, Director of Finance & Funding Development; T-Neisha Tate, Program Coordinator; Renzo Sheppard, Community Relations Manager; Chris Sutton, Community Partnerships Manager; and Milena Vasconcelos, Communications and Events Coordinator.





# OWNER SHAHID KHAN



**SHAHID KHAN**

**OWNER**



On January 4, 2012, Shahid Khan became the owner of the Jacksonville Jaguars. His dream of owning an NFL team had become reality on December 14, 2011, in a unanimous 32-0 vote by NFL owners in support of his purchase of the franchise.

A magnate in the automotive parts industry, Khan was familiar with Jacksonville long before purchasing the team. Jacksonville's port at one time was the United States' largest for automobile shipments, and Khan's fledgling business brought him to Jacksonville's Blount Island terminal to install his patented bumpers on the import vehicles.

Khan's passion for the National Football League also took root long before his entry into the league. His dream of one day owning an NFL team began while watching games with his fraternity brothers in the basement of the Beta Theta Pi house as a student at the University of Illinois. Through the success of his own business, his dream came true 40 years later.

Khan is president and owner of Flex-N-Gate Corporation, the 14th-largest North American automotive supplier and 46th largest company of its kind in the world, employing more than 17,000-plus people at 53 manufacturing and nine product development and engineering facilities throughout Canada, the United States, Mexico, Argentina, Brazil and Spain. Flex-N-Gate's major product lines include complete bumper assemblies, mechanical assemblies, exterior plastic trim, and complex welded structural assemblies for the light vehicle market.

Khan's history with Flex-N-Gate started in 1970, when he began working at the company while he was an engineering student at the University of Illinois, Urbana-Champaign. A naturalized U.S. citizen, Mr. Khan came from his native Pakistan in 1967 at the age of 16 to attend college. When he graduated in 1971, with a B.S. in industrial engineering, he became Flex-N-Gate's engineering manager. In 1978, Khan left Flex-N-Gate and with \$13,000 in savings and a \$50,000 loan from the Small Business Loan Corporation, he created the start-up Bumper Works, which revolutionized the industry through an innovative one-piece bumper design—a lightweight, continuous piece of metal with no seams to rust or corrode. His innovative design is still considered the industry standard for all seamless steel bumpers worldwide.

Bumper Works embodied two of Mr. Khan's many strengths—a deep understanding of design and a strong entrepreneurial streak. When Flex-N-Gate came on the market two short years later, Khan purchased his former employer and brought Bumper Works into the fold. During the decade that followed, Flex-N-Gate transitioned from an aftermarket parts producer to an Original Equipment Manufacturer (OEM). Needing to expand his client base, Khan made sales calls for over five years to all the Japanese auto manufacturers, who, at the time, were more open to new ideas and working with smaller suppliers. This dogged determination resulted in Flex-N-Gate acquiring contracts for all the Japanese-produced trucks imported into the U.S. By the late 1980s, Toyota had selected the Bumper Works facility to be the first American parts supplier to receive Toyota's lean manufacturing training—an event Khan identifies as having a profound effect on Flex-N-Gate's ability to grow and prosper.

Widely recognized for his vision, acumen and leadership, Khan has grown Flex-N-Gate both horizontally and vertically through integration of processes and commodities. From the company's modest beginning with only the ability to stamp and weld the bumper shell, Flex-N-Gate has continually expanded to bring all the necessary processes in-house. This carefully planned expansion reduced costs and improved control, consistently making Flex-N-Gate more competitive in the industry. By leveraging what he learned working directly with automotive customers, Khan grew the company by purchasing other OEM facilities, expanding into different commodity types and broadening his client base.

Today, Flex-N-Gate has a global footprint reaching from Canada to Argentina and from the United States into Europe and Asia. The company's clients include all of the major automotive manufacturers in North America, Japan and Europe. In 2007 Mr. Khan received the Minority Business Leadership Award from the National Minority Supplier Development Council and has continued to earn honors throughout the world for his example as a successful minority business owner, which extends to the NFL as in 2011 he became the first team owner of minority ethnicity in league history.

Khan serves today on the NFL's influential finance committee and was named a charter board member of the NFL Foundation. And his vision for international

growth, both for his Jaguars and the NFL, has been celebrated throughout sports and business circles as he is the only team owner who made a four-year commitment to play one home game each season in the important London and UK market.

In 2013, Khan complemented his sports club portfolio with his purchase of the London-based Fulham Football Club. As chairman of Fulham, Khan became the only person in the world to own 100 percent of both an NFL club and a Barclays Premier League team. Fulham will play in the Sky Bet Championship division of The Football League in 2015-2016.

Since early 2012, Shad and Ann Khan have focused their philanthropic giving in the Jacksonville community through the Jaguars Foundation. Through the Foundation they provided more than \$1 million in grants in 2012 and \$1.6 million in 2013 to children's and family programs, as well as other NFL and team-related initiatives. The Foundation also donates more than 11,000 charitable tickets with an in-kind value of nearly \$500,000 annually. The Khans' charitable initiatives include a \$1 million commitment to the City of Jacksonville's Veterans Resource and Reintegration Center, as a partner in the mayor's initiative to military service members transitioning back to civilian life. The Khans also made a six-figure challenge matching grant to the North Florida Boy Scouts, contributions to fund the NFL/Jaguars Play 60 program in partnership with Baptist Health, and grants to support community improvements. Khan also supported the One Spark event in Jacksonville in April 2014 with his second consecutive \$1 million pledge to support creativity and innovation.

Mr. Khan has served as an active member on many University of Illinois boards, including the Engineering Board of Visitors; Department of Mechanical and Industrial Engineering Alumni Board; MechSE Extern Program; University of Illinois Foundation Board of Directors; and the Presidents Council, and was inducted into the Engineering at Illinois Hall of Fame in 2010. Mr. Khan is the current president of the Chief Executives Organization, a global community of the top 2,000 leaders in the business, government, and non-profit sectors. He also currently serves on three NFL committees: the Finance Committee, Investment Committee and the NFL Foundation.

Along with his wife, fellow University of Illinois alum Ann Carlson Khan, the Khans' gifts to the University of Illinois have enriched the university and community through donations to the Krannert Center for the Performing Arts, the University Library; the College of Business; and the College of Applied Health Sciences, where they have funded five endowed Khan Professorships and the Khan Annex—a 24,000 square foot facility with state-of-the-art laboratories, instructional, and professional collaboration spaces. The Khan Outdoor Tennis Complex on the University of Illinois campus will host the 2013 NCAA Men's and Women's Tennis Championships.

In 2007 the Khan Foundation was formed to expand research in the Applied Health Sciences, with Mrs. Khan serving as the foundation's president. Since its inception, the Foundation has given out more than five million dollars in grants nationwide—to libraries; organizations such as Crisis Nursery and the YMCA; and to UCLA for pediatric non-embryonic stem cell research. In 2011 Mr. Khan became a Lincoln Laureate, the state's highest award for achievement given by the Lincoln Academy of Illinois, for his philanthropic work in the state.

Mr. Khan shares his passion for the American dream with his family. The Khans have passed on their commitment to work and service to their two grown children, Shanna and Tony Khan. Tony is the Jaguars' senior vice president, football technology and analytics.





# JAGUARS MANAGEMENT



## MARK LAMPING

PRESIDENT



Mark Lamping was named president of the Jacksonville Jaguars on February 13, 2012. A veteran of more than 20 years as an executive in professional sports, Lamping became the Jaguars' first president since the end of the 1996 season. His career highlights include 13 years as a marketing executive with Anheuser-Busch, 14 seasons as president of Major League Baseball's St. Louis Cardinals and four years as CEO of New Meadowlands Stadium Company where he oversaw the construction and operation of MetLife Stadium. The New York Giants' 2012 Super Bowl victory enabled Lamping to become one of the few sports executives to have received both a Super Bowl ring and World Series Championship ring. Lamping earned his World Series ring as president of the St. Louis Cardinals following their 2006 championship season.

As president, Lamping oversees all business operations for the Jaguars. Since arriving in Jacksonville he has directed a restructuring of the Jaguars front office, along with multiple initiatives designed to engage with fans, improve the in-stadium experience, increase ticket sales, strengthen relationships with governmental and civic interests, and grow business opportunities locally, regionally and internationally. In 2014, the Jaguars under Lamping's direction completed a number of major fan-friendly enhancements to EverBank Field including the installation of the world's largest video boards. And this year, Lamping has been at the forefront of the team's proposal to develop the Shipyards property near the stadium into a vibrant entertainment and leisure district. Again this fall and continuing through the 2016 season, the Jaguars will play one regular season home game each year at London's Wembley Stadium. Lamping currently serves on the NFL Stadium Security and Fan Behavior Committee.

Lamping previously served as president and CEO of the New Meadowlands Stadium Company, LLC beginning on April 1, 2008. The New Meadowlands Stadium Company was the joint venture formed between the New York Giants and the New York Jets to develop the new \$1.6 billion stadium in East Rutherford, N.J. Lamping was responsible for managing the construction, sales and marketing, and operation of MetLife Stadium, which opened in April 2010 and is the only NFL stadium which is the home of two NFL teams. In addition to the minimum of 20 NFL games that are played each season, the MetLife Stadium hosts events ranging from college football to international soccer tournaments to major concerts and more. In addition to numerous awards, in both 2010 and 2011, Billboard magazine named MetLife Stadium as the highest grossing stadium in North America. Lamping also helped lead the successful bid to host the 2014 Super Bowl. The 2014 Super Bowl was the first Super Bowl played in an open air stadium in a cold-weather city.

Prior to joining the New Meadowlands Stadium Company, Lamping was the president of the St. Louis Cardinals from September 1, 1994 until March 31, 2008. In addition to the club's 1996, 2000, 2001, 2002 and 2005 Central Division titles and 2004 National League Championship, the Cardinals earned their 10th World Championship in 2006. In 1999 and again in 2003, the Cardinals were honored by United Sports Fans of America as Major League Baseball's Fan Friendly Team for their superior efforts to make a day at the ballpark more affordable and enjoyable. In addition to managing the club's business and facility operations, Lamping led the Cardinals' new ballpark initiative. On April 10, 2006, Opening Day, the Cardinals officially dedicated the new privately financed ballpark, Busch Stadium. The perfect ending to the inaugural season at new Busch Stadium was the Cardinals winning their 10th World Championship.

From 1989 to 1994, Lamping served as Anheuser-Busch's group director of sports marketing. In that position, he managed the company's TV and radio sports production division and all domestic and international sports marketing activities for Anheuser-Busch's beer brands, including sponsorship agreements with the Olympics, FIFA World Cup and all major professional sports, including Major League Baseball, the National Football League, the National Hockey League and the National Basketball Association. Lamping also oversaw Bud-Sports Productions, Anheuser-Busch's TV and radio sports production company.

Lamping joined Anheuser-Busch in 1981 in the company's Corporate Planning Executive Development Program. He then served in a variety of positions including district sales manager in Southern Illinois and Central Iowa, senior brand manager for new products and director of sales operations before being named group director of sports marketing in 1989.

Lamping was named in 2013 as a non-executive board member of Fulham Football Club in London while, closer to home, he serves on the boards of directors of the American Heart Association, Florida Forum, Jacksonville Civ-


ic Council, Jacksonville Sports Alliance, Jacksonville University Public Policy Institute, Jacksonville Sports Council, JAXUSA Chamber of Commerce, chair of the JAXUSA Business Development Committee, JAXUSA Policy Counciland, Ronald McDonald House Charities of Jacksonville, Inc., and United Way. While in St. Louis, Lamping was involved in a variety of charitable organizations, including board of directors, Habitat for Humanity and St. Louis Cardinals Community Fund; chairperson of the Make-A-Wish Foundation Golf Classic in 1997, 1998, and 1999; chairman of the St. Louis Archdiocese Catholic Charities 2000 and 2001 Christmas Appeal, and he also served as a chairperson for Pope John Paul's 1999 visit to St. Louis.

In 1998, Lamping was honored as Man of the Year by the St. Louis chapter of Sudden Infant Death Syndrome Resources and received the James O'Flynn Award from St. Patrick's Center in recognition of his work to help the homeless in the St. Louis area. In addition, Lamping was the recipient of the Catholic Youth Council 2000 Community Achievement Award and the 2001 Marianist Youth Medal in recognition of his support of youth throughout the St. Louis area. Big Brothers and Big Sisters of St. Louis honored Lamping with its 2001 Legacy Award. In 2006 Lamping was presented the Gateway Leadership Award from the International Leadership Network. Lamping has been inducted into the Vianney High School Hall of Fame and was named 2000 Alumnus of the Year for outstanding achievement by Rockhurst University.

A St. Louis native, Lamping holds a Bachelor of Science degree in accounting from Rockhurst University in Kansas City, Missouri, and a master's degree in business administration from Saint Louis University. Mark and his wife, Cheryl, have three children; Brian, Lauren, and Timothy.

## DAVID CALDWELL

GENERAL MANAGER



David Caldwell is in his third year as the general manager of the Jaguars after being named to the post on January 8, 2013. A veteran of 19 years in the NFL, Caldwell spent five seasons (2008-12) with the Atlanta Falcons before joining the Jaguars. Previously with the Carolina Panthers and Indianapolis Colts, Caldwell was with teams that went to the playoffs in 13 of his first 17 NFL seasons in Carolina, Indianapolis and Atlanta.

In his second year at the helm of the Jaguars, Caldwell continued to oversee a rebuilding roster in which rookies combined for a league-leading 82 starts, including 13 by QB Blake Bortles, the third overall selection in the 2014 NFL Draft. In his second draft, Caldwell selected nine players, including four underclassmen (Bortles in the first round, WR Marqise Lee and WR Allen Robinson in the second round and RB Storm Johnson in the seventh round). Eight of the nine draft selections made starts as a rookie, led by third-round OL Brandon Linder (15 starts), sixth-round C Luke Bowanko (14), Bortles (13) and fifth-round LB Telvin Smith (10). Three of the unrestricted free agents acquired during the 2014 offseason appeared in all 16 games (LG Zane Beadles, DE Chris Clemons and DT Ziggy Hood), including Beadles and Clemons, who both started all 16 games.

Caldwell reshaped the roster in his first season with the Jaguars with 68 different players appearing on the active roster during the regular season, the third-most in the NFL, and 31 players finishing the season with the club that were not on the roster in 2012. Caldwell and his staff made 151 transactions from the preseason to the conclusion of the regular season. His first draft class included eight players who combined to play in 92 games as rookies with 44 starts, and 20 of the 53 players on the final roster were rookies or first-year players. Five of the eight draft picks saw action in at least 15 games. The group was led by OT Luke Joeckel who was selected with the second overall pick. Second-round pick Johnathan Cyprien started 15 games at SS and ranked second on the team with 92 tackles, the highest total among rookie defensive backs in the NFL. The Jaguars signed five unrestricted free agents in 2013 with four playing prominent roles in LB Geno Hayes (14 starts), CB Alan Ball (15 starts), DT Sen'Derrick Marks (16 starts) and DT Roy Miller (14 starts).

Caldwell, 41, served the 2012 season as the Falcons director of player personnel where he was responsible for both college and pro scouting efforts under Falcons General Manager Thomas Dimitroff. Caldwell spent his first four seasons with the Falcons as the director of college scouting overseeing Atlanta's college area and regional scouts. His primary role was evaluating the hundreds of draft-eligible college players on an annual basis.

In Caldwell's five seasons in Atlanta, the Falcons advanced to the postseason four times and were the only NFC team to post five consecutive winning seasons. The Falcons had a 56-24 regular season record in Caldwell's tenure.





# JAGUARS MANAGEMENT



Several of the players responsible for the Falcons' success were drafted during Caldwell's time including wide receiver Harry Douglas (3rd round, 2008), DE Kroy Biermann (5th round, 2008), linebacker Sean Weatherspoon (1st round, 2010), wide receiver Julio Jones (1st round, 2011) and running back Jacquizz Rogers (5th round, 2011). Eight rookies from the five draft classes started on opening day in 2012.

Prior to joining the Falcons, Caldwell spent 10 seasons (1998-2007) with the Indianapolis Colts under General Manager Bill Polian, helping to build a roster that claimed a victory in Super Bowl XLI and consisted of multiple Pro Bowl players drafted by the club. Caldwell was the western regional scout in his final two seasons with the Colts where he covered major college football conferences, including the Pac-10, Big 10 and Big 12. He joined the Colts in 1998 as an area scout and remained in that role for seven seasons, covering the Midwest and West Coast regions. Caldwell and his wife, Joelle, have a son, David.

## YOUNGEST GMs IN THE NFL

Entering his third season in control of the Jaguars, **David Caldwell** is the third-youngest general manager in the National Football League.

### YOUNGEST GENERAL MANAGERS IN THE NFL

GM	TEAM	BIRTHDATE	AGE
Ryan Pace	Chicago	February 17, 1977	38
Ray Farmer	Cleveland	July 1, 1974	41
<b>David Caldwell</b>	<b>Jacksonville</b>	<b>February 14, 1974</b>	<b>41</b>
Tom Telesco	San Diego	December 12, 1972	42
Doug Whaley	Buffalo	September 23, 1972	42
Steve Keim	Arizona	September 8, 1972	42

\*Age as of July 5, 2015

## DAN EDWARDS

SENIOR VICE PRESIDENT,  
COMMUNICATIONS



Dan Edwards, the Jaguars' senior vice president, communications, marks his 22nd year with the Jaguars and his 32nd season in the NFL in 2015. He is responsible for the Jaguars' communications division, which includes public relations, digital media content and broadcasting.

Joining the Jaguars in May of 1994 from the Pittsburgh Steelers, Edwards at that time had ten seasons of NFL experience with the Steelers, the Miami Dolphins and the league office. He was promoted to vice president in 2003, when the Jaguars' community relations and Internet content departments were added to his responsibilities. He is one of six current Jaguars staff members who have been with the franchise since its first year in 1994.

Edwards received a scholarship from NFL Charities in 1984 and began his NFL career that year as a public relations intern in the NFL office in New York. He spent the 1984 football season working in publicity for the Miami Dolphins, who played in Super Bowl XIX that year, before joining the Steelers in 1985.

During Edwards' nine years with the Steelers, the last seven as public relations director (1987-93), the team's public relations staff received the 1991 Pete Rozelle Award from the Pro Football Writers of America. Edwards has worked with the NFL staff at 26 Super Bowls in addition to the 1990 Pro Bowl.

Prior to entering the NFL, Edwards worked in professional baseball as an administrative assistant with the Eugene (Ore.) Emeralds, a single-A affiliate of the Cincinnati Reds. He played football and baseball for Montgomery College (Md.) before transferring to the University of Oregon.

Edwards received his undergraduate degree in business administration with a major in management from the University of Oregon in 1981, and a master's degree in sports administration/facility management from Ohio University in 1984. In 2004 he attended the NFL-Stanford Program for Managers at Stanford University, and for the past eight years he has served as an adjunct professor in sport communication at the University of North Florida.

Edwards serves on the board of directors of Big Brothers Big Sisters of Northeast Florida and is a member of the Leadership Jacksonville class of 2009. He and his wife Tricia have four children: sons Christian and Preston and daughters Danielle and Victoria.

## KELLY FLANAGAN

SENIOR VICE PRESIDENT,  
CHIEF FINANCIAL OFFICER



A Jacksonville native, Kelly Flanagan was named senior vice president and Chief Financial Officer in August 2014, after serving as a vice president since 2013 and joining the organization in 2012. She is responsible for leading the team's financial operations, including strategy, planning and business analytics, corporate accounting and financial reporting and analysis.

Flanagan has extensive experience in sports business. Prior to joining the Jaguars, along with Jaguars President Mark Lamping, she was a member of the executive team at the New Meadowlands Stadium, later MetLife Stadium, home to the New York Giants and New York Jets of the National Football League. Flanagan served in the finance department during the construction and commissioning of the new stadium, ultimately being named controller and lead stadium finance representative to the venue's primary tenants and owners, the Giants and Jets.

Prior to serving at MetLife Stadium, Flanagan was a member of the Entertainment & Media practice of PricewaterhouseCoopers in New York City, where she consulted for both public and private sports and entertainment clients and obtained her C.P.A. license. She has been named a "Game Changer" by SportsBusiness Journal.

A graduate of Episcopal School of Jacksonville, Flanagan holds a M.S. in Sports Management degree from Columbia University in New York City and a bachelor's degree in Accounting as well as an M.B.A. from the Ervin K. Haub School of Business at Saint Joseph's University in Philadelphia.

## CHAD JOHNSON

SENIOR VICE PRESIDENT,  
SALES AND SERVICE



Chad Johnson joined the Jacksonville Jaguars as vice president, sales in May of 2012. He was promoted to his current position in February 2013. He is responsible for the sales in all ticketing areas, including suites, premium seating, season tickets, and group and single game tickets. He also oversees the team's tickets service and operations departments.

Prior to joining the Jaguars, Johnson worked for the Miami Marlins as Senior Director, New Ballpark Sales. During his time with the Marlins he was responsible for the sales of premium seating, luxury suites and season tickets, and group ticket packages for the Marlins' new ballpark which opened in 2012.

Prior to joining the Marlins, Johnson served as Senior Vice President, Sales and Marketing for Sunrise Sports & Entertainment and the Florida Panthers Hockey Club. In that role he oversaw all ticket sales and service operations for all the entities associated with Sunrise Sports & Entertainment and the Florida Panthers, including suite sales and premium seating, as well as the club's marketing and broadcasting efforts.

Johnson joined Sunrise Sports & Entertainment in October of 2003 as Vice President of Sales & Service, before being promoted in April of 2005.

Prior to joining Sunrise Sports & Entertainment Johnson spent five years with the Tampa Bay Lightning as Director of Sales.

Johnson, who is originally from Chicago, graduated from Augustana College in Rock Island, Illinois. He made Jacksonville his home in July of 2012. He has one daughter, Victoria.



# JAGUARS MANAGEMENT



## SCOTT MASSEY

SENIOR VICE PRESIDENT,  
CORPORATE PARTNERSHIPS



Scott Massey joined the Jaguars organization in 2012 as senior vice president of corporate partnerships. In this role, Massey heads up the sales team responsible for securing new corporate partners, as well as the service team who ensures existing partners receive significant value for their investment with the Jaguars.

Prior to the Jaguars, Massey spent nine years at the PGA TOUR as Vice President of Business Development/Title Sponsor Relations. Before moving into the Title Sponsor capacity, he managed several of the PGA TOUR's largest Official Marketing Partnerships.

Prior to joining the PGA TOUR, Massey held sales roles with several sports related companies including International Management Group (IMG), golfweb.com and Quokka Sports.

Massey grew up in Boulder, Colo. and is a graduate of the University of Colorado, earning his bachelor's degree in finance in 1987. He and his wife Nancy have two sons, Hanks (18) and Davis (16).

## HUSSAIN NAQI

SENIOR VICE PRESIDENT,  
FAN ENGAGEMENT



Hussain Naqi was named senior vice president, fan engagement in 2013. He is responsible for oversight of the Jaguars game day operations, in-stadium business operations, and non-NFL event business development. Naqi has also been tasked with overseeing the Jaguars fan development and marketing efforts in the U.K.

In the 2014-2015 NFL season, the Jaguars unveiled a \$63 million renovation to EverBank Field, which feature two spa pools on a party deck in the north end zone of the stadium, as well as the two largest video boards in the world. Naqi was responsible for the programming, activation and content development of these new game day elements, which resulted in a number one overall fan experience ranking in the NFL as voted upon by season ticket members in the League's Voice of the Fan.

Naqi arrived in Jacksonville following four years with the New Meadowlands Stadium Company in East Rutherford, N.J., where he served as Vice President of Business Planning and General Counsel at MetLife Stadium, the home of the New York Jets and New York Giants.

Naqi began his career in the sports industry in 1997 with the law firm of Covington and Burling in Washington, D.C., which led to a four-year stint with the National Football League, working in the league's Management Council. After leaving the NFL in 2002, Naqi was named Assistant Director of Enforcement for the NCAA.

Naqi attended Cornell University, earning his bachelor's degree in Industrial and Labor Relations in 1997. In 2003, he returned to school to complete a joint Juris Doctor and Masters of Business Administration degree at Northwestern University. While at Northwestern's Kellogg School of Management, he developed a continuing education program for current and former NFL players to equip them with basic business skills during and after their playing careers. Upon graduation, Naqi joined the Executive Development Program with Major League Baseball and the New York Mets, serving two years in that capacity.

He is a member of the New York State Bar.

## MEGHA PAREKH

SENIOR VICE PRESIDENT,  
GENERAL COUNSEL



Megha Parekh joined the Jaguars as Vice President and General Counsel on March 1, 2013, and was promoted to her current role as Senior Vice President and General Counsel on August 13, 2014. In her role, Megha is responsible for oversight over all legal matters (including all compliance, transactions and disputes), risk-management and insurance matters, people development and training and information technology. Since joining the Jaguars, Megha has worked on team-owner Shahid Khan's acquisition of Fulham Football Club and the \$63 million public-private funded improvements to EverBank Field.

Prior to joining the Jaguars, Megha worked in the New York office of the law firm Proskauer. Proskauer is an international law firm known for its preeminent sports law group. During her time at Proskauer, Megha worked on public and private acquisitions and financings and securities offerings, including the acquisition of the Jacksonville Jaguars, the Houston Astros and the Cleveland Browns. While at Proskauer, Parekh also worked on a variety of matters, including public and private company acquisitions, and equity and debt financings.

Megha was named in December 2012 and 2013 to Forbes Magazine's 30 Under 30 Sports List, which honored the country's top sports athletes and executives under the age of 30 who "represent the entrepreneurial, creative and intellectual best of their generation."

Megha joined Proskauer in 2009 after graduating magna cum laude from Harvard Law School and Harvard College, where she was a sports writer for The Harvard Crimson and served as an intern for baseball's Boston Red Sox. Megha also serves on the board of directors of Women in Sports and Events and Florida Sports Foundation.

## PETER RACINE

PRESIDENT,  
JAGUARS FOUNDATION



As president of the Jaguars Foundation, the philanthropic arm of the Jaguars, Peter Racine oversees grant making, community relations and other charitable initiatives of the team. The Foundation's mission is to support the community through three major areas: 1) children, youth and families, 2) military and veterans, and 3) community and neighborhood revitalization; along with other NFL and team charitable initiatives such as Women's Breast Cancer awareness, prevention and treatment.

Racine began his career in nonprofit work as a college volunteer at the Covenant House homeless and runaway youth shelter in New York City and went on to help begin Covenant House shelters in Houston, Texas and Toronto, Canada. From 1987 to 1992, he and his spouse Kelly established and operated Covenant House's programs for street children in Honduras where he served as Executive Director. He was featured on Dateline-NBC for his work with young glue addicts and in Time Magazine for work on behalf of minors exploited by prostitution rings. Upon returning to the United States, Racine was hired as the first Executive Director of the Northeast Florida Exchange Club Center for the Prevention of Child Abuse, where he served until joining the Jaguars Foundation in September of 2000.

Racine has been a partner in various national and international initiatives, including the Community Partnership for Protecting Children with the Edna McConnell Clark Foundation; the Early Childhood Violence Prevention Project with the U.S. Centers for Disease Control and Prevention, University of Florida and Jacksonville Children's Commission; Outreach to Urban Street Children with the European Economic Community; the Sports Philanthropy Project with The Robert Wood Johnson Foundation; and currently with JCCI for the JAX-2025 Community Visioning initiative, and the Local Initiatives Support Corporation (LISC)-Jacksonville's EPIC neighborhood revitalization initiative with The Community Foundation, Jessie Ball duPont Fund and the City of Jacksonville. In 2013, Racine won a Suncoast Regional EMMY® Award as executive co-producer of the "Jaguars Teen Talk...Game Plan for Success" television show, which was



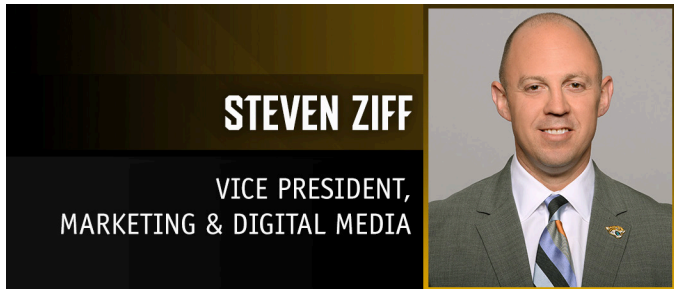


# JAGUARS MANAGEMENT



broadcast on all local independent stations, cable and network affiliates.

Racine received his B.A. at Rutgers University in New Jersey, and his M.T.S. at Catholic Theological Union in Chicago. He and his spouse Kelly reside in Jacksonville.



Steven Ziff joined the Jacksonville Jaguars as Vice President, Marketing & Digital Media in September of 2014. Steve is responsible for all areas of marketing, creative, and digital media, including jaguars.com and social media.

Prior to joining the Jaguars, Ziff worked for the San Diego Padres as Senior Vice President, Sales & Service, responsible for the sales and development of ticketing, premium seating & suites, and all non-ballpark events and concerts.

Prior to joining the Padres, Ziff served as Senior Vice President of Marketing & Brand Strategy for the Florida Panthers & the BB&T Center, overseeing all areas of marketing, creative, partner brand activation, game presentation, grassroots & fan development, and community development for the club and the arena, as well as the Florida Panthers Foundation. His responsibilities also included generating new revenue streams and leveraging partnerships for the Panthers and Sunrise Sports & Entertainment.

Before joining Sunrise Sports & Entertainment in April of 2007, Ziff spent two years at Office Depot leading its retail, local, and college marketing for North American stores. Ziff also has more than seven years of experience with Alloy Marketing + Media and AMP Agency, based in Boston, leading strategic development and execution of national marketing promotions for some of the largest Fortune 500 brands including Reebok, Verizon Wireless, Volkswagen, Heineken, Dunkin Donuts and New Balance.

A native of South Florida, Ziff received his B.S. in Marketing from the University of Central Florida. Ziff and his wife Allison reside in Saint Johns, Fla. with their daughter, Riley, and son, Cade.

## JAGUARS IN LONDON

On Aug. 21, 2012, the Jaguars made history by becoming the first team in NFL history to commit to playing four home games at London's historic Wembley Stadium.

With a goal of raising the profile of the franchise and the community, Jaguars Owner Shad Khan along with NFL Commissioner Roger Goodell declared that the Jaguars would play one game in the United Kingdom for the 2013, 2014, 2015 and 2016 season. "The Jacksonville Jaguars will be a bold and ambitious NFL franchise," said Jaguars Owner Shad Khan.

During the 2014 season, the Jaguars hosted the Dallas Cowboys in front of 83,603 fans. The team ventured out into the community and partnered with the NFL's Play 60 program to promote healthy living with local London schools.

In 2015, the Jaguars will face the Buffalo Bills on Oct. 25. The NFL announced June 3 that it selected Yahoo! Inc. as its exclusive partner to deliver the first-ever live stream of an NFL game to a global audience across mobile devices and for free. CBS will broadcast the game in the Jacksonville and Buffalo markets.



## SOCIAL SNAPSHOT

See the best player, media and fan posts recapping each week and big moments throughout the year!





# HEAD COACH GUS BRADLEY



**GUS BRADLEY**

**HEAD COACH**

Gus Bradley was named the fifth head coach in Jacksonville Jaguars history on January 17, 2013. Bradley has 25 years of coaching experience including nine seasons in the NFL.

The Jaguars finished Bradley's second season as head coach with 43 of the 53 players on the roster joining the club in the last two seasons. Rookies combined for an NFL-high 82 starts for the club with 10 different rookies making starts. Sixteen different rookies have started at least one game for the Jaguars over the last two seasons. Offensively, the Jaguars started at least four rookies in 15 of 16 games, including quarterback Blake Bortles, who started the final 13 games and set the franchise rookie record for passing yards. Defensively, the Jaguars improved from 31 sacks in Bradley's first season to 45 in 2014, the sixth-most in the NFL. The Jaguars led the NFL with 12 sack/forced fumbles and ranked third in the NFL with 19 total forced fumbles.

Bradley led the Jaguars to a 4-12 mark in his first season at the Jaguars helm. The Jaguars overhauled their roster in 2013, with 31 newcomers and rookies combining to make 44 starts. Of the 53 players on the final roster, 20 were rookies or first-year players. The club posted a 4-4 mark following the bye week with three of the wins on the road. Six of the club's first eight games were against 2013 playoff teams and the club played seven games overall against playoff teams including both Super Bowl participants.

Prior to joining the Jaguars, Bradley spent four seasons (2009-12) with the Seattle Seahawks as defensive coordinator and played a vital role in the club advancing to the postseason twice. The Seahawks posted an 11-5 mark in 2012, the third-best in franchise history, and advanced to the divisional round of the playoffs.

Bradley developed the Seattle defense into one of the NFL's top units during his tenure. The Seahawks ranked sixth in the NFL in total defense (319.2 yards per game) from 2011-12, third in points per game (17.5), fifth in takeaways (62), first in opponents passer rating (73.2) and fifth in interceptions (40).

Under Bradley's direction in 2012, the Seahawks led the NFL by allowing a franchise-record low 15.3 points per game despite playing with the third-youngest (25 years, 195 days) defensive starting unit in the league. The Seahawks allowed a franchise-low 306.2 yards per game which ranked fourth in the NFL, finishing 10th against the run (103.1) and sixth against the pass (203.1).

Bradley was responsible for the development of two rookies who played key roles for the Seahawks in defensive end Bruce Irvin and linebacker Bobby Wagner. Irvin, the 15th overall pick of the draft, led all rookies with eight sacks while Wagner (2nd round) ranked second among rookies in tackles with 140, and fourth with three interceptions. Safety Earl Thomas was voted to his second consecutive Pro Bowl. Second-year cornerback Richard Sherman earned first-team Associated Press All-Pro honors after leading the team and tying for second in the NFL with eight interceptions. Defensive end Chris Clemons excelled under Bradley's tutelage, posting 33.5 sacks in 48 games including a career-high 11.5 in 2012.

In 2011, Bradley's defensive unit ranked ninth in the NFL, allowing 332.2 yards per game, finishing in the top-10 for only the sixth time in the club's 36-year history and for the first time since 1997. Nine of his 11 regulars started at least 14 games on a squad that ranked the second-youngest in the NFL (26 years, 59 days). Seattle ranked in the top 10 in multiple categories, including second in fewest touchdowns allowed in the second half (11), third in second half points allowed (119), fourth in opponent yards per rush attempt (3.79), fifth in turnover differential (+8), fifth in most takeaways (31) and seventh in points allowed per game (19.7).

Bradley's group sent three players to the 2012 Pro Bowl, with Thomas voted as a starter. He was joined in Hawaii by fellow secondary mates safety Kam Chancellor and cornerback Brandon Browner.

In Bradley's first year as defensive coordinator, the Seahawks posted two shut-outs at home, the first time since 1986 they accomplished that feat.

Bradley joined Seattle after spending three years (2006-08) with the Tampa Bay Buccaneers under Defensive Coordinator Monte Kiffin, serving the last two as linebackers coach after joining the Bucs in 2006 as their defensive quality control coach. Derrick Brooks earned Pro Bowl appearances in 2007 and 2008 under Bradley's guidance.

Prior to Tampa Bay, Bradley spent 10 seasons (1996-2005) as an assistant coach at his alma mater, North Dakota State, including six as the assistant head coach (2000-05). He also served as defensive coordinator for the Bison from 1997-2002, and again in 2005. Under Bradley's guidance, North Dakota State's defense led the Great West Football Conference in scoring defense (13.7 points per game), pass defense (150.3 yards), total defense (272.4) and turnover margin (+1) in 2005.

Bradley was the head coach at Fort Lewis College for four months (December 1995 - March 1996) and was defensive coordinator/linebackers coach at Fort Lewis for four seasons (1992-1995). Prior to Fort Lewis, he was a graduate assistant coach at NDSU for two seasons (1990-1991).

Bradley played collegiately at North Dakota State (1984-1988), where he was a free safety and punter, a four-time academic All-North Central Conference selection and a valuable member of the 1988 national championship football team. He earned his bachelor's degrees in business administration (1989) and physical education (1990) from North Dakota State as well as a master's degree in athletic administration from NDSU in 1992.

Bradley has been actively involved in the local community since his arrival in Jacksonville. He is the spokesperson for the Ashley Furniture HomeStores' A Hope to Dream program which provides beds to underprivileged children. In addition, Bradley has made numerous appearances on behalf of the Jaguars and served as the keynote speaker at a variety of events.

Bradley and his wife, Michaela, have four children; Carter, Anna, Eli and Ella.

## BRADLEY'S COACHING CAREER

1990-91	North Dakota State <i>Graduate Assistant</i>
1992-95	Fort Lewis College <i>Defensive Coordinator/Linebackers</i>
1996	North Dakota State <i>Linebackers Coach</i>
1997-99	North Dakota State <i>Defensive Coordinator/Linebackers</i>
2000-02	North Dakota State <i>Asst. Head Coach/Defensive Coordinator/LBs</i>
2003-04	North Dakota State <i>Asst. Head Coach/Linebackers</i>
2005	North Dakota State <i>Asst. Head Coach/Defensive Coordinator/LBs</i>
2006	Tampa Bay Buccaneers <i>Defensive Quality Control</i>
2007-08	Tampa Bay Buccaneers <i>Linebackers Coach</i>
2009-12	Seattle Seahawks <i>Defensive Coordinator</i>
<b>2013-</b>	<b>JACKSONVILLE JAGUARS HEAD COACH</b>







# COACHING STAFF



## GREG OLSON

### OFFENSIVE COORDINATOR



Greg Olson, who has 28 years of coaching experience, was named offensive coordinator on January 21, 2015. Olson was assistant head coach/quarterbacks coach for the Jaguars during the 2012 season. His coaching experience includes 13 years in the NFL and 15 at the collegiate level. His resume includes eight seasons as an offensive coordinator in the NFL with Detroit (2005), St. Louis (2006-07), Tampa Bay (2009-11) and Oakland (2013-14).

Olson spent the last two seasons with Oakland as offensive coordinator where he tutored three young quarterbacks in Terrelle Pryor, Matt McGloin and 2014 first-round draft pick Derek Carr. Olson played a key role in the development of Carr, who threw for 3,270 yards and 21 touchdowns, tops among rookie quarterbacks. His 21 touchdown passes ranked 15th overall in the NFL. The Raiders allowed only 28 sacks, the sixth-fewest in the NFL. The Raiders ranked 12th in the NFL in rushing (125.0) in 2013, sixth in yards per rush (4.6) and third with 18 rushes of 20-plus yards. The Raiders became the first team since 1978 to have four different players record a 100-yard rushing game in the same season. Pryor set the single-season franchise record for a quarterback with 576 rushing yards and ranked second among NFL quarterbacks.

Prior to joining the Jaguars the first time, Olson served four seasons with the Buccaneers including the last three as offensive coordinator. He spent the 2008 season as quarterbacks coach. Olson was responsible for the development of quarterback Josh Freeman, the 17th overall pick in the 2009 draft. Under Olson's guidance, Freeman threw for 8,898 yards and 51 touchdowns in his first three seasons as a starter. In 2011, Freeman ranked eighth in the NFL with a 62.8 completion percentage and 13th with 3,592 passing yards.

In Olson's second season as offensive coordinator in 2010, Freeman ranked sixth in the NFL with a 95.9 passer rating while throwing for 3,451 yards, 25 touchdowns and only six interceptions, placing him ninth for touchdown-to-interception ratio in NFL single-season history. Olson helped guide the Buccaneers to one of their best offensive seasons in team history, setting franchise records for yards per play (5.61), average per rush (4.64 yards), average per pass play (7.21), passer rating (96.2) and fewest interceptions thrown (six). The Buccaneers also finished with the fourth-most points scored (341), third-most yards in total offense (5,362) and second-best third down percentage (42.2%) in a single season in team history.

The Buccaneers were the youngest team in the NFL in 2010 and wide receiver Mike Williams, a fourth-round draft pick, finished the year leading all rookie receivers in the league in every major receiving category while setting a single-season team record with 11 touchdown receptions. Running back LeGarrette Blount's 1,007 rushing yards led all rookie running backs and he became just the second undrafted rookie running back in NFL history to finish with over 1,000 yards. It marked the first time since 1968 that a team had two different players lead all rookies in rushing and receiving yards.

Despite his late elevation to the coordinator position in 2009, Olson's offense showed consistent growth around Freeman. The offense recorded three games of 400-plus yards of total offense, including 469 yards at Carolina for the fifth-best single-game performance in team history and the most by the team in over 20 years. Working closely with Olson, Freeman led all rookie quarterbacks in completion percentage (54.5) while setting Buccaneer rookie records for touchdown passes (10) and passing yards (1,855) despite starting in just nine games.

In his first season in Tampa Bay in 2008, Olson was part of an offense that ranked 14th in the NFL and ninth in the NFC in total offense. In addition, the Buccaneers featured the 11th-ranked passing offense in the NFL as Tampa Bay signal callers passed for 3,788 yards. The Buccaneers offense finished the season amassing 5,456 total yards, the highest total in team history, while scoring 361 points, the second-highest total in team annals. Under Olson's tutelage, Jeff Garcia tied for second in the NFL for fewest interceptions (six), was ninth in the league and third in the NFC in completion percentage (64.9) and ninth in the NFL and fifth in the NFC in quarterback rating (90.2).

Prior to joining Tampa Bay, Olson spent two seasons (2006-07) as offensive coordinator for the St. Louis Rams. In his first year with the Rams in 2006 he helped guide a high-powered offense that ranked sixth in the NFL in total offense (360.4 yards per game) and a passing offense that ranked third (247.6) in the NFC.

Under Olson's direction, the 2006 Rams became just the fourth team in NFL

history to produce a 4,000-yard passer (Marc Bulger), a 1,500-yard rusher (Steven Jackson) and two 1,000-yard receivers (Torry Holt and Isaac Bruce). Bulger, Jackson and Holt were all selected to the Pro Bowl. Bulger also posted career-highs in passing yards (4,301), passing touchdowns (24) and passing attempts (588) and completions (370) while ranking second in the NFL in interception percentage (1.4%). Jackson also had a career year in 2006, leading the NFL in yards from scrimmage with 2,334, and he led all NFL running backs with 90 receptions and was fifth in the NFL in rushing yards with 1,528.

Prior to his time with the Rams, Olson spent one season as quarterbacks coach (2004) and one season as offensive coordinator/quarterbacks coach (2005) for the Detroit Lions. In 2004 Olson took over play-calling duties for the Lions with three games remaining in the season and the Lions offense went on to average 403.6 total yards per game. In 2005, Olson was named offensive coordinator of the Lions in Week 11.

Olson entered the NFL as quarterbacks coach for the San Francisco 49ers in 2001 under head coach Steve Mariucci. Quarterback Jeff Garcia threw for a career-high 32 touchdown passes while posting a career-best 94.8 passer rating and 62.7 completion percentage in 2001. Following one season as tight ends coach/recruiting coordinator at Purdue, Olson spent one season as quarterbacks coach for the Chicago Bears in 2003.

From 1997-2000, as quarterbacks coach at Purdue, Olson played a key role in the development of Pro Bowl and Super Bowl-winning quarterback Drew Brees. Under Olson, Brees was a Heisman Trophy finalist in 1999 and 2000 while winning the Maxwell Award as the nation's most outstanding player in 2000. Brees finished his collegiate career as the Big Ten and Purdue's all-time leader in passing yardage (11,792), touchdown passes (90), total yards (12,693), completion percentage (61.1%), completions (1,026) and attempts (1,678). He also ranked fourth in NCAA Division I-A history for total offense, completions and attempts upon his departure from Purdue. Under Olson, Brees had seven 400-yard passing games and 16 300-yard passing games. Brees earned Big Ten player of Year honors in 1998 and 2000 and All-Conference accolades for three straight years (1998-2000).

Olson began his coaching career in 1987 as a graduate assistant under the tutelage of head coaches Dennis Erickson (1987-88) and Mike Price (1989) at Washington State, where he earned his master's degree in athletic administration. He spent four seasons (1990-93) as an assistant at Central Washington University and two seasons at Idaho (1994-96). At Central Washington Olson developed quarterback Jon Kitna, who went on to become an NFL starter at Seattle, Cincinnati and Detroit.

A native of Richland, Wash., Olson played quarterback at Spokane Falls Junior College from 1981-82 and at Central Washington from 1983-84, earning his bachelor's degree in education.

**COACHING BACKGROUND:** Washington State 1987-89, Central Washington 1990-93, Idaho 1994-96, Purdue 1997-2000, 2002, San Francisco 49ers 2001, Chicago Bears 2003, Detroit Lions 2004-05, St. Louis Rams 2006-07, Tampa Bay Buccaneers 2008-11, Oakland Raiders 2013-14, Jacksonville Jaguars 2012, 2015.

## BOB BABICH

### DEFENSIVE COORDINATOR



Bob Babich is in his third season as defensive coordinator for the Jaguars after being named to the post on January 19, 2013. Babich has 32 years of coaching experience, including 12 seasons in the NFL as an assistant and six as a head coach on the collegiate level.

Babich oversaw a defensive unit in 2014 that ranked sixth in the NFL in sacks with 45, the fourth-most in team history. In addition, the Jaguars led the NFL in sack-fumbles (12), ranked second in fumble recoveries (14) and third in forced fumbles (19). The 19 forced fumbles were the most in franchise history while two of the fumble recoveries resulted in defensive touchdowns. The Jaguars defense excelled in the red zone, only allowing opponents to score touchdowns on 48.2 percent of their red zone trips, the eighth-best mark in the NFL. Over the last 12 games, the Jaguars defense allowed only 19 points a game including 13 or fewer in two of the last three outings after allowing 34.5 points in the first four games.

In his first season with the Jaguars, Babich directed a unit that improved throughout the season. The defense improved from 11 sacks in the first eight games to 20 in the second half of the season, 26th in the NFL in takeaways to



# COACHING STAFF



13th, 31st to 4th in average per rush and 32nd to 11th in rushing yards per game. Rookies combined to make 35 starts on defense including 15 starts by 2013 second-round draft pick Johnathan Cyprien who totaled 98 tackles, the most among all rookie defensive backs. Linebacker Paul Posluszny led the team with 161 tackles and was named to his first career Pro Bowl.

Babich spent nine seasons (2004-12) with the Chicago Bears where he served six years as linebackers coach and three as defensive coordinator under Head Coach Lovie Smith. The Bears won three NFC North titles and advanced to the postseason three times. Babich was initially hired as linebackers coach in his first season and added the title of assistant head coach for the 2006 season in which the Bears advanced to the Super Bowl for the first time in 21 years. He was promoted to defensive coordinator in 2007, a title he held for three seasons. He served as the club's linebackers coach for his final three seasons.

In Babich's nine years with Chicago, the Bears linebacker corps was arguably the most productive in the NFL with Lance Briggs (7) and Brian Urlacher (4) combining to make 11 Pro Bowls. Urlacher was named the 2005 NFL Defensive Player of the Year, and in 2007 he became just the third player in franchise history to record five sacks and five interceptions in a single season. Briggs is one of four Bears linebackers to be selected to seven straight Pro Bowls joining Hall of Famers Mike Singletary, Dick Butkus and Bill George. Either Urlacher or Briggs led the Bears in tackles in each of Babich's nine seasons with the team, Briggs in 2004 (168), 2008 (136), 2009 (147), 2011 (147) and 2012 (128) and Urlacher in 2005 (171), 2006 (185), 2007 (158) and 2010 (146).

Babich began his NFL coaching career in 2003 with the St. Louis Rams as linebackers coach. The Rams improved from 22nd to first in the NFL with 46 takeaways, including a NFL-high 22 fumble recoveries. The Rams ranked fourth in the NFL in sacks in 2003, up from seventh in 2002.

Prior to entering the NFL coaching ranks, Babich spent 19 years as a college coach of which the final six were as a head coach. Babich served six seasons as head coach at North Dakota State University (1997-2002) where Jaguars Head Coach Gus Bradley served as an assistant under him. Babich earned a 46-22 career mark by posting five winning seasons with two NCAA Division II playoff appearances. The Bison were 9-2 in the regular season in his first year in 1997 and 12-1 in 2000, reaching the national semifinals before losing to the eventual national champion, Delta State. Babich's son, Bobby, played for his dad as a freshman at NDSU.

A native of Aliquippa, Pa., Babich began his career as a graduate assistant at his alma mater, Tulsa, from 1984-87 and later returned in 1991 for one season as a volunteer assistant coach/offensive line coach. He spent two seasons as an assistant at Wisconsin, one as an assistant offensive line coach (1988) and one as tight ends coach (1989). He coached linebackers at Bowling Green (1991) and East Carolina (1992-93) before spending three seasons at Pittsburgh in the same capacity from 1994-96.

Babich played two seasons at Mesa Community College before transferring to the University of Tulsa for his final two seasons. He and his wife, Nancy, have one son, Bobby; one daughter, Janie; daughter in law Lacey; son-in-law Cameron; granddaughters Lainey Marie, CharlieJane and Luella Rodgers and grandson, Bray.

**COACHING BACKGROUND:** Tulsa 1984-87, 1990, Wisconsin 1988-89, Bowling Green 1991, East Carolina 1992-93, Pittsburgh 1994-96, North Dakota State 1997-2002 (head coach), St. Louis Rams 2003, Chicago Bears 2004-12, Jacksonville Jaguars 2013-15.



**MIKE MALLORY**

**SPECIAL TEAMS COORDINATOR**

Mike Mallory was named special teams coordinator for the Jaguars on January 21, 2013. Mallory has 29 years of coaching experience including 22 years at the collegiate level.

In 2014, the Jaguars ranked 10th in opponents average starting field position after a kickoff (21.2 avg.) and 13th in average starting position after kickoff (21.9 avg.). Punter Bryan Anger ranked among NFL leaders in gross punting average (2nd, 47.4), punts of 50-plus yards (1st, 39) and punts of 60-plus yards (1st, 12). Kicker Josh Scobee led the team with 83 points, his seventh consecutive season with 80-plus points, and was successful on 10 field goals of 40-plus yards and two inside kicks.

The Jaguars' special teams unit in 2013 showed improvement in several ar-

reas from the previous season. The Jaguars improved from 20th in the NFL to second in opponents average starting field position (19.6), 27th to third in kickoff return average (25.9) and 27th to ninth in average starting field position after kickoff (22.5). The Jaguars led the NFL in highest percentage (85.4) of kickoff returns of 20-plus yards and allowed the fewest opponent kickoff returns of 20-plus yards (12). Scobee produced one of the best statistical seasons of his 10-year NFL career, leading the team with 91 points and connecting on 23 of 25 field goals (92.0). The 92 percent is tied for the second-best of his career. Anger led the NFL with 95 punts for 4,338 yards, surpassing the previous franchise records he set as a rookie. Jordan Todman finished with a 27.4-yard kickoff return average, the second-highest in franchise history for a season. The Jaguars blocked two kicks and forced one fumble on special teams.

Mallory previously spent five seasons (2008-12) with the New Orleans Saints, four as assistant special teams coach and one season as assistant secondary coach. From 2008-10 and in 2012, Mallory worked solely with the Saints special teams. He assisted in the development of kicker Garrett Hartley and punter Thomas Morstead. Hartley has converted 81.7 percent of his field goals since entering the NFL in 2008. Morstead, a 2009 fifth-round draft pick, has a 47.0-yard career average on 354 punts with a 41.0 net. He ranked second in the NFL in 2012 with a career-best 50.1-yard average and 43.2-yard net average.

As assistant secondary coach in 2011, Mallory helped tutor a unit where safeties Roman Harper (116) and Malcolm Jenkins (97) ranked among the team's top two leaders in tackles, while Harper's 7.5 sacks were a team-high and the second-highest total by an NFL defensive back since sacks were recognized as an official statistic in 1982. Cornerback Jabari Greer posted a career-high 83 tackles and 23 passes defended, while Patrick Robinson led the club with four interceptions in his second season.

Mallory spent the 2007 season at Louisville where he served as secondary coach. He served as linebackers coach at Kansas in 2006 after five seasons (2001-05) as an assistant at Illinois including his final two seasons as defensive coordinator/linebackers coach. He was promoted to linebackers coach in 2003 after spending his previous two years working with the safeties. Mallory began his coaching career at Indiana from 1986-87 and also had stints at Kent State (1988-90), Eastern Illinois (1991-92), Rhode Island (1993-95), Northern Illinois (1996-99) and Maryland (2000). He had a standout career as a linebacker at Michigan, twice earning All-Big Ten honors and was a two-year captain. He was a finalist for the 1985 Butkus Award, given to the nation's premier linebacker. During his collegiate career, he played in four bowl games and graduated with a bachelor's degree in sports administration.

A native of Bowling Green, Ohio, Mallory is from a distinguished football family. He is the son of Bill Mallory, who has served as a head coach at Indiana, Colorado, Northern Illinois and Miami University (Ohio). His brother, Doug, is currently the defensive assistant/linebackers coach for the Atlanta Falcons. His brother, Curt, is the secondary coach at the University of Wyoming.

Mallory and his wife, Kim, have a daughter, Kathryn, and a son, William.

**COACHING BACKGROUND:** Indiana 1986-87, Kent State 1988-90, Eastern Illinois 1991-92, Rhode Island 1993-95, Northern Illinois 1996-99, Maryland 2000, Illinois 2001-05, Kansas 2006, Louisville 2007, New Orleans Saints 2008-12, Jacksonville Jaguars 2013-15.



**DOUG MARRONE**

**ASSISTANT HEAD COACH-OFFENSE  
& OFFENSIVE LINE COACH**

A veteran of 23 years in coaching, Marrone joined the Jaguars as assistant head coach-offense/offensive line coach on January 20, 2015. Marrone has spent nine years in the NFL including the last two seasons as head coach of the Buffalo Bills.

Marrone compiled a 15-17 mark at the Bills' helm including a 9-7 mark in 2014, the most wins since 2004. He became only the third coach in Bills history to win 15 games in his first two seasons (Marv Levy, 19; Wade Phillips, 21). The Bills had six Pro Bowl selections during Marrone's two seasons.

The Bills had three different players with 60 receptions in 2014 for the first time in team history (Fred Jackson, 65; Sammy Watkins, 62; Robert Woods, 61) and the club produced six individual 100-yard receiving games. Watkins set team rookie records for receptions and receiving yards (982). The Bills ranked sixth in the NFL in 2014 with a plus-seven turnover differential.

In 2013, Marrone was at the helm of an offensive unit that led the AFC and finished second in the NFL in rushing (144.2 avg.) while also leading the





# COACHING STAFF



league with 95.5 pct. red zone efficiency mark. Rookie quarterback E.J. Manuel started 10 games and set team rookie records for passing touchdowns (11) and completions (180).

Prior to joining the Bills, Marrone spent four seasons (2009-12) as the head coach of his alma mater, Syracuse, where he led the program to a 21-17 record in the last three seasons. He guided the Orange to an 8-5 record in 2010 and 2012 and both seasons culminated with a New Era Pinstripe Bowl Championship. The Orange set several school records in 2012, including total yards (5,681), passing yards (3,619) and first downs (300). Marrone earned American Football Coaches Association (AFCA) Region 1 Coach of the Year honors in 2011 and was a finalist for the Liberty Mutual Coach of the Year Award.

Marrone spent seven seasons in the NFL (2002-08) before becoming a collegiate head coach. From 2006-08, Marrone served as the offensive coordinator for the New Orleans Saints. He directed an offense that led the NFL in total offense (391.5 avg. in 2006; 410.7 avg. in 2008) and passing yards per game (281.4 avg. in 2006; 311.1 in 2008) in two different seasons (2006-08). The Saints' offensive line held their opponents to the fewest sacks allowed in the NFL in 2006 (16) and tied for the fewest sacks in the NFL from 2006-08 with 52 despite leading the NFL with 1,868 passing attempts during that span. Quarterback Drew Brees captured the NFL passing title in 2006 (4,418) and 2008 (5,069) and became just the second passer in NFL history to eclipse 5,000 passing yards (Dan Marino, 1984).

Prior to his arrival in New Orleans, the franchise had never had a 4,000-yard passer or registered more than 5,700 yards of offense. Brees eclipsed 4,000 passing yards and the offense posted more than 5,700 yards in each of Marrone's three seasons with the Saints. The Saints established a team record with an NFL-best 6,264 yards of offense in 2006, 5,780 in 2007 (4th in the NFL) and led the NFL again in 2008 with 6,571 yards.

In Marrone's first season as an NFL offensive coordinator in 2006, left tackle Jammal Brown was voted to the All-Pro team and to the Pro Bowl in his first year at the position, while guard Jahri Evans was a unanimous All-Rookie selection. The Saints ranked fourth in the NFL in 2007 for total offense and set an NFL record for completions (440) and had franchise bests for passing first downs (222), attempts (652), touchdown passes (28) and completion percentage (67.5). In 2008, the Saints led the NFL in total offense while setting team records for points (463), total yards (6,571), net passing yards (4,977), touchdowns (57) and first downs (354).

Marrone was the offensive line coach of the New York Jets from 2002-05 and the team made two postseason appearances (2002, 2004) with him on the staff. In 2004, the Jets produced the NFL's third-best rushing offense (149.3 avg.) and Curtis Martin led the NFL with 1,697 rushing yards.

Before arriving in New York, Marrone served as tight ends/tackles coach at the University of Tennessee in 2001. He spent the 2000 season at the University of Georgia as offensive line coach after spending the previous five seasons (1995-99) at Georgia Tech where he was part of three consecutive bowl appearances. He was director of football operations for the Yellow Jackets in 1995 before coaching the tight ends in 1996 and offensive line from 1997-99.

Marrone began his coaching career in 1992 at SUNY Cortland (N.Y.) as the school's tight ends coach before having stints as the offensive line coach at U.S. Coast Guard Academy (1993) and Northeastern University in 1994. A native of Bronx, N.Y., Marrone was a sixth-round draft pick of the Los Angeles Raiders in 1986 and played two years in the NFL. He played with the Miami Dolphins in 1987 and with the Saints in 1989. He also had playing stints with Pittsburgh, Dallas and Minnesota before closing his career with the NFL Europe's London Monarchs from 1991-92. Marrone was a three-year letterman at Syracuse. He returned to Syracuse and graduated in 1991 with a degree in liberal arts. He and his wife, Helen, have two daughters, Madeline and Anne, and a son, Mack.

**COACHING BACKGROUND:** SUNY Cortland 1992, U.S. Coast Guard Academy 1993, Northeastern 1994, Georgia Tech 1995-95, Georgia 2000, Tennessee 2001, New York Jets 2002-05, New Orleans Saints 2006-08, Syracuse (head coach) 2009-12, Buffalo Bills (head coach) 2013-14, Jacksonville Jaguars 2015.



**TODD WASH**

**DEFENSIVE LINE COACH/  
RUN GAME COORDINATOR**

Entering his third season with the club, Todd Wash added run game coordinator to his title in 2015 after being named defensive line coach for the Jaguars on January 28, 2013. Wash and Jaguars Head Coach Gus Bradley were on the

same staff at Seattle (2011-12) and the two also coached together at North Dakota State (2002-03) for two seasons and the 2007 season with Tampa Bay.

Under the guidance of Wash, the Jaguars' defensive line unit has shown steady improvement over the past two seasons. The Jaguars ranked sixth in the NFL with 45 sacks in 2014, the fourth-most in franchise history and most since 2005. Among the 45 sacks, 37 were credited to a defensive lineman. In addition, the Jaguars led the NFL with 12 sack/forced fumbles and ranked third in the NFL with a franchise-record 19 forced fumbles. The Jaguars forced five fumbles in Week 12 at Indianapolis, the most in franchise history. Sixth-year defensive tackle Sen'Derrick Marks had the best statistical season of his career, totaling 8.5 sacks, 15 tackles for loss and 16 quarterback hits. Veteran defensive end Chris Clemons registered eight sacks and second-year defensive end Ryan Davis notched a career-high 6.5 sacks. In Wash's first year with the Jaguars in 2013, the club improved its sack total from 20 in 2012 to 31 and totaled 19 sacks in the last seven games.

Wash coached the Seahawks defensive line from 2011-12 and helped the unit rank sixth in the NFL in yards per game (319.2), third in fewest points allowed (17.5), first in opponents passer rating (73.2) and fifth in takeaways (62) during that span. The Seahawks registered an 11-5 regular season record in 2012, the third-best mark in franchise history, and advanced to the divisional round of the playoffs. The Seahawks led the NFL by allowing a franchise-record low 15.3 points per game and ranked fourth in total defense (306.2 yards per game).

Wash worked closely with current Jaguars defensive end Chris Clemons during his tenure in Seattle. Clemons, who posted the two highest sack totals of his career the last two seasons, posted a career-best 11.5 sacks in 2012 which ranked ninth in the NFL. Rookie defensive end Bruce Irvin led all NFL rookies with eight sacks. The 19.5 sacks between Clemons and Irvin ranked as the sixth-highest for a tandem in the NFL. The Seahawks improved from 33 sacks to 36 in 2012. In his first season in Seattle, Wash aided a unit that ranked ninth in the NFL in total defense (332.2) and fourth in opponents yards per rush attempt (3.79). Clemons posted his second consecutive season with 11.0 sacks and added 20-plus quarterback hits. Tackle Brandon Mebane led all NFC interior linemen with 56 tackles (40 solo).

Wash entered the NFL coaching ranks with the Buccaneers where he spent four seasons (2007-10) with the last three as defensive line coach. Prior to joining the Buccaneers, Wash had two stints (2002-03, 2005-06) as an assistant coach at his alma mater, North Dakota State. He spent his first season with the Bison as an assistant under Jaguars defensive coordinator Bob Babich. While with the Bison, Wash coached the defensive line and coordinated the run defense. In between appointments at NDSU, he spent the 2004 season as defensive coordinator/linebackers coach at Missouri Southern State. Wash began his coaching career at Fort Lewis College in 1996 as defensive coordinator and was promoted to head coach/defensive coordinator for three seasons (1997-99). He worked as defensive coordinator at Nebraska-Kearney from 2000-01. A two-time All-North Central Conference outside linebacker at North Dakota State, Wash played on two national championship teams with the Bison in 1988 and 1990. A preseason All-American and team captain in 1991, he went to camp as an undrafted free agent with the Houston Oilers in 1992. He holds two degrees from NDSU, including a bachelor's degree in physical education (1994) and a master's in athletic administration (1996).

Wash, born July 19, 1968, and his wife, Darci, have two daughters, Alyssa and Jenae, and one son, Marcus. Darci was an All-America basketball player at NDSU and played on three national championship teams. She was inducted into the Bison Athletic Hall of Fame in 2012.

**COACHING BACKGROUND:** Fort Lewis College 1996,1997-99 (head coach), Nebraska-Kearney 2000-01, North Dakota State 2002-03, 2005-06, Missouri Southern State 2004, Tampa Bay Buccaneers 2007-10, Seattle Seahawks 2011-12, Jacksonville Jaguars 2013-15.



**LUKE BUTKUS**

**ASSISTANT OFFENSIVE  
LINE COACH**

Luke Butkus is in his third season as the Jaguars assistant offensive line coach after joining the staff on January 28, 2013. Now in his eighth NFL season as a coach, Butkus spent two seasons with the Seattle Seahawks where he was on the same staff with Jaguars Head Coach Gus Bradley.

Butkus served as interim offensive line coach in 2014 and oversaw a unit that featured zero players that started for the club in the 2013 season finale. The unit featured two rookie starters – guard Brandon Linder and center Luke



# COACHING STAFF



Bowanko – and only two players that had more than 14 career starts. Left tackle Luke Joeckel, the second overall pick in 2013, returned to the lineup after missing the final 11 games of his rookie season with an ankle injury. Only Joeckel and left guard Zane Beadles started all 16 games for the club. Butkus assisted with an offensive line that had nine different starters during the 2013 season.

Butkus spent the 2012 season as offensive line coach at his alma mater, Illinois. He was hired as part of Tim Beckman's first staff at Illinois.

Prior to returning to his alma mater, Butkus spent five seasons working in the NFL, the last two with the Seahawks under Head Coach Pete Carroll as a quality control assistant working with the offensive line. He worked as an offensive assistant/assistant offensive line coach with the Chicago Bears under Head Coach Lovie Smith from 2007-09.

Butkus began his coaching career as a graduate assistant at the University of Oregon from 2005-06, helping the Ducks to appearances in the 2005 Holiday Bowl and the 2006 Las Vegas Bowl.

A three-year starting center at Illinois from 1999-2001, Butkus was a third-team All-America selection by the Associated Press in 2001 and was a two-time All-Big Ten selection in 2000 and 2001. He helped the Illini to a Big Ten title and an appearance in the Sugar Bowl in 2001, anchoring an offensive line that paved the way for then-school records in total points, points per game and sacks allowed.

Butkus was signed by the Chicago Bears as a rookie free agent in 2002 and spent most of the season on the San Diego Chargers' practice squad. He played two seasons in NFL Europe, for the Rhein Fire in 2003 and the Cologne Centurions in 2004, before moving into the coaching ranks.

A graduate of Bloom Township High School in suburban Chicago, Butkus is a nephew of NFL Hall of Fame linebacker Dick Butkus, who played with the Bears from 1965-73. Luke's cousin, Mark Butkus, lettered at Illinois from 1980-83, while his brother, Josh, also graduated from Illinois.

Butkus and his wife, Nici, have three sons, Benjamin, Byron and Bear.

**COACHING BACKGROUND:** Oregon 2005-06, Chicago Bears 2007-09, Seattle Seahawks 2010-11, Illinois 2012, Jacksonville Jaguars 2013-15.



Nathaniel Hackett is in his first season as the Jaguars quarterbacks coach after being named to the post on January 29, 2015. Hackett spent the last two years with the Buffalo Bills as offensive coordinator.

Hackett directed a Bills offense in 2014 that finished with an 86.0 passer rating, the highest for a Bills team since 2002. The Bills tallied 33 plays of 25-plus yards, the sixth-most in the NFL, and most for a Bills team since 2000. Bills quarterbacks combined for only 13 interceptions, the third-fewest in franchise history, and rookie wide receiver Sammy Watkins set team rookie records in 100-yard games (4), receiving yards (982) and receptions (65). Quarterback Kyle Orton posted a career-best 64.2 completion percentage, the third-highest in franchise history, and an 87.8 passer rating (second-highest of his career).

In his first year as an NFL offensive coordinator in 2013, Hackett oversaw an offense that featured rookie quarterback EJ Manuel and the running back duo of Fred Jackson and C.J. Spiller. The Bills ranked second in the NFL, first in the AFC, with a 144.2-yard rushing average while ranking second in the AFC with 56 rushes of 10-plus yards. The Bills led the NFL with a 95.5 percent red zone scoring mark. Manuel started 10 games and set franchise rookie records for passing touchdowns (11) and completions (180). Rookie wideout Robert Woods ranked fifth among all rookies with 40 receptions for 587 yards and three touchdowns.

Hackett joined the Bills after three years at Syracuse working under current Jaguars Assistant Head Coach-Offense/Offensive Line coach Doug Marrone. Hackett served as offensive coordinator and quarterbacks/tight ends coach from 2011-12 after spending the 2010 season as quarterbacks/passing game/tight ends coach. Under his direction, the Orange set numerous records in 2012 including total offense (6,188 yards), yards per game (476.0), passing yards (3,757), touchdown passes (26), completions (295) and first downs (328). The school featured a 3,000-yard passer, 1,000-yard rusher and 1,000-

yard receiver in 2012 for the first time in school history while eclipsing 500-plus yards of offense in seven games. He tutored All-America quarterback Ryan Nassib, who finished his career with a school-record 9,190 passing yards, 791 completions and 1,312 attempts while ranking second with 70 touchdown passes.

Prior to joining Syracuse, Hackett served four seasons as an offensive quality control coach in the NFL. He spent two seasons with Buffalo (2008-09) and Tampa Bay (2006-07). He began his coaching career at his alma mater, U.C. Davis, in 2003 where he served as assistant linebackers coach. He worked as an assistant to the offensive and defensive coordinators at Stanford from 2003-04. In December of 2004, he accepted the position of linebackers coach at Western Michigan, but returned to Stanford after he was hired as the specialist's coach and recruiting coordinator.

Hackett was a four-year letterman at U.C. Davis, where he played linebacker and served as the team's long snapper from 1999-2002. The Aggies reached the playoffs in each of his four seasons, finishing with a combined 41-9 record. He won the George Belenis Award in 1998 as the team's Most Outstanding Redshirt and the "Aggie Pride" Award in 2002 as a senior. Hackett, the son of former NCAA and NFL coach Paul Hackett, was born on December 19, 1979 in Fullerton, Calif. He is married to the former Megan Baumgartner and they have two sons, Harrison and London, and two daughters, Briar and Everly.

**COACHING BACKGROUND:** Cal-Davis 2003, Stanford 2003-05, Tampa Bay Buccaneers 2006-07, Buffalo Bills 2008-09, 2013-14, Syracuse 2010-12, Jacksonville Jaguars 2015.



Scottie Hazelton, 41, was named the Jaguars assistant linebackers coach on February 10, 2014. Hazelton, entering his second season in the NFL, has 18 years of college coaching experience.

Hazelton was tutored as a defensive coach by Jaguars Defensive Coordinator Bob Babich and Jaguars Head Coach Gus Bradley at North Dakota State. During his career, Hazelton has coached every defensive position (defensive line, linebackers, defensive backs and defensive coordinator).

In his first season with the Jaguars, Hazelton worked closely with 2014 fifth-round draft pick Telvin Smith. Smith ranked second on the team with 99 tackles and nine tackles for loss, the third-most tackles by a rookie in 2014, while making 10 starts in 16 games played.

In 2013, Hazelton served as the defensive coordinator at the University of Nevada. Previously, Hazelton was linebackers coach at Southern California (2012) after five seasons at North Dakota State. Hazelton was the defensive line coach at North Dakota State from 2007-2009 before being promoted to the defensive coordinator/linebackers coach for the 2010 and 2011 seasons. In his first year with the Bison in 2007, the school earned wins against FBS opponents Central Michigan and Minnesota. The following year Hazelton's defense led the FCS in pass defense, ranked fifth in total defense (254.0 yards per game) and 19th in scoring defense (19.2 points against per game). When he assumed the role as defensive coordinator/linebackers coach, North Dakota State made its first trip to the FCS playoffs in 2010, followed by its first FCS National Championship in 2011.

Prior to joining North Dakota State, Hazelton had stints as the linebackers coach at Michigan Tech (2006), defensive coordinator for Missouri Southern State (2004-2005), defensive backs coach for St. Olaf College (2002-2003) and as a graduate assistant at North Dakota State (2000-2001). Hazelton began his coaching career as the defensive backs coach at Fort Lewis College from 1996-1998, before taking over as the defensive coordinator in 1999.

Hazelton, a native of Brighton, Colo., played linebacker at Fort Lewis College from 1992-1994, lettering for three years and earning his undergraduate degree in exercise science. He and his wife, Brooke, have two daughters, Ava and Sophie, along with two sons, Bode West and Crew Mosley.

**COACHING BACKGROUND:** Fort Lewis College 1996-99, North Dakota State 2000-01, St. Olaf College 2002-03, Missouri Southern State 2004-05, Michigan Tech 2006, North Dakota State 2007-11, Southern California 2012, Nevada 2013, Jacksonville Jaguars 2014-15.





# COACHING STAFF



## RON MIDDLETON

TIGHT ENDS COACH/  
ASSISTANT SPECIAL  
TEAMS COACH



A 10-year NFL veteran as a player, Ron Middleton is in his third season with the Jaguars after being named tight ends/assistant special teams coach on February 7, 2013. Middleton spent the previous five years (2008-12) at Duke, serving as associate head coach and special teams coordinator, while also coaching the tight ends.

Middleton was responsible for a tight ends unit in 2014 that was plagued by injuries early in the season to veterans Marcedes Lewis and Clay Harbor. Lewis missed eight games with an ankle injury and Harbor was inactive the first three weeks with a calf injury. Undrafted rookie Nic Jacobs stepped into the lineup and played in 13 games with four starts. Harbor finished with a career-best 26 receptions for 289 yards while Lewis added two scores.

In Middleton's first season with the Jaguars, three different players made starts at tight end with Lewis (11), Harbor (2) and Allen Reischer (2). Lewis led the club with four receiving touchdowns including a score in three straight games for the first time in his career.

Under Middleton's guidance at Duke, kicker Ross Martin and punter Will Monday received first-team Freshman All-America honors in 2012. Martin set a school single-season record with 106 points while Monday led the ACC with a 44.6-yard average. The tight end duo of Issac Blakeney and David Reeves, both playing for the first time in their careers, combined for 50 receptions for 412 yards and four touchdowns.

Duke tight end Cooper Helfet twice earned honorable mention All-ACC honors in 2010 and 2011. In two seasons at Duke, Helfet caught 77 passes for 775 yards and six touchdowns. Kicker Will Snyderwine was a first team All-America selection in 2010 after connecting on a single-season record 21 field goals.

In the three-year span from 2010-12, the Blue Devils recovered an ACC-best eight inside kicks while ranking among the top four in kickoff coverage all three seasons. In addition, Duke was second in the ACC in punt return average in 2012 and scored two touchdowns.

Prior to joining the Blue Devils, Middleton spent one season (2007) on the staff at Alabama where he coached the tight ends and the special teams units. Under Middleton's direction, Alabama kicker Leigh Tiffin totaled 111 points with a school single-season record 25 field goals. In addition, Javier Arenas ranked among the SEC's top 10 leaders in both kickoff and punt return average while tight end Nick Walker caught 23 passes for 204 yards and two touchdowns.

The Atmore, Ala. native served three seasons (2004-06) as an assistant coach with the Tampa Bay Buccaneers under Head Coach Jon Gruden. Middleton coached the tight ends and assisted with special teams and helped Tampa Bay to the 2005 NFC South Division championship. He was a member of the Buccaneers' training camp coaching staff in 2003 as a part of the NFL's Minority Coaching Fellowship Program, and was selected by Gruden in 2006 to attend the NFL's Coaches Career Development Symposium.

Middleton spent five seasons (1999-2003) on the coaching staff at Mississippi where he worked with the tight ends for three seasons and running backs for two campaigns along with serving as the special teams coordinator. The Rebels played in four bowl games during Middleton's tenure. Kicker Jonathan Nichols, who set 15 school records, earned All-SEC honors and captured the Lou Groza Award as the nation's top placekicker in 2003. In 2003, Nichols connected on 24 of 28 field goals and hit all 45 of his PATs en route to a school single-season record 117 points. In Middleton's final season, punter Cody Ridgeway garnered second-team All-SEC accolades while the Rebels led the SEC in net punting, kickoff returns and field goals.

Middleton began his coaching career at Troy from 1997-98 where he worked with the tight ends, offensive tackles and assisted with special teams. He also spent time in private business, serving as vice president of American Communications.

A four-year letterwinner at tight end for Auburn from 1982-85, Middleton helped the Tigers to a four-year ledger of 37-12 with four bowl games that produced three victories. In 1983, Auburn posted an 11-1 record, won the SEC title and defeated Michigan, 9-7, in the Sugar Bowl. Middleton earned a degree in pre-law/history from Auburn in 1988 and later received a master's degree in sports and fitness management from Troy in 1998.

Middleton's NFL playing career spanned 10 seasons with five different teams. After signing with Atlanta as a rookie free agent, he spent two seasons (1986-87) with the Falcons before joining the Washington Redskins for the 1988 campaign. Following one season (1989) with the Cleveland Browns, Middleton returned to the Redskins for four seasons that included a win over Buffalo in Super Bowl XXVI. He finished his career with the Los Angeles Rams (1994) and the San Diego Chargers (1995).

Middleton and his wife, Kalita, have three children: Desman, Ron II and Zaria.

**COACHING BACKGROUND:** Troy 1997-98, Mississippi 1999-2003, Tampa Bay Buccaneers 2004-06, Alabama 2007, Duke 2008-12, Jacksonville Jaguars 2013-15.

## CHRIS O'HARA

OFFENSIVE COACHES ASSOCIATE



Chris O'Hara is in his second season as offensive coaches associate for the Jaguars after being named to the post on April 21, 2014. O'Hara is responsible for assisting in the day-to-day operations of the offensive coaching staff. O'Hara previously spent three seasons coaching on the defensive side of the ball at the University of Miami, one as a graduate assistant and two as a student assistant. Prior to working at the University of Miami, O'Hara spent two seasons at Temple University serving as a student assistant with the school's football team. A native of Swoyersville, Pa., O'Hara graduated from the University of Miami (Fla.) in December 2012 with a degree in sports administration.

**COACHING BACKGROUND:** Temple 2009-10, Miami (Fla.) 2011-13, Jacksonville Jaguars 2014-15.

## MIKE RUTENBERG

ASSISTANT DEFENSIVE BACKS  
COACH



In his third season with the club, Mike Rutenberg was named assistant defensive backs coach for the Jaguars on February 7, 2013. Rutenberg spent the four seasons prior (2009-12) at New Mexico State, where he coached the team's defensive backs. Jaguars Defensive Backs Coach DeWayne Walker was the team's head coach during Rutenberg's tenure.

Rutenberg worked closely with a group of young defensive backs the last two seasons. The Jaguars have drafted seven defensive backs in the last three seasons with Johnathan Cyprien (2013, strong safety), Josh Evans (2013, free safety), Dwayne Gratz (2013, cornerback), Jeremy Harris (2013, cornerback) Demetrius McCray (2013, cornerback), Aaron Colvin (2014, cornerback) and James Sample (2015, safety). Cyprien led the team with 111 tackles (77 solo) in 2014, third-most among all NFL defensive backs.

Rutenberg played a vital role in the development of the team's young secondary in 2013, which featured three rookie starters in Cyprien, Evans and Gratz. Cyprien finished second on the team and first among NFL rookie defensive backs with 98 tackles and added two forced fumbles and one interception.

In 2012, Rutenberg served as defensive backs coach at New Mexico State and added the responsibility of pass game coordinator. In 2011 he guided the group to nine interceptions and 32 passes defensed. Defensive back Jon-te Green was a second-team All-WAC selection, while safety Donyae Coleman earned first-team honors. Coleman led the Aggies with 133 tackles and posted a team-high six interceptions which led the conference and tied for seventh in the nation.

Under Rutenberg's tutelage in 2010, defensive back Davon House, who signed with the Jaguars this year, earned first team all-WAC honors for the second straight season after leading the team with two interceptions. He was also named to the 2011 Senior Bowl and was drafted by the Green Bay Packers in the fourth round of the 2011 NFL Draft.



# COACHING STAFF



In 2009, Rutenberg shared secondary coaching duties with R. Todd Littlejohn but focused on the team's safeties. The Aggie defensive backfield ranked No. 36 in the nation, giving up just 202.9 yards passing per game.

Prior to joining the New Mexico State staff, Rutenberg spent three years (2006-08) at UCLA where he was the Bruins' defensive graduate assistant and assistant to Walker, the school's then defensive coordinator. In 2007, he worked with a unit that ranked 29th nationally in total defense and helped recruit a top-10 class.

Rutenberg served as the assistant to Washington Redskins Head Coach Joe Gibbs from 2004-05. He served as a player personnel intern in 2003 and assistant for the Redskins.

Rutenberg, born Oct. 29, 1981, received his bachelor's degree from Cornell University in 2003. He and his wife, Stacey, reside in Jacksonville.

**COACHING BACKGROUND:** Washington Redskins 2003-05, UCLA 2006-08, New Mexico State 2009-12, Jacksonville Jaguars 2013-15.



**ROBERT SALEH**  
LINEBACKERS COACH

Robert Saleh, 36, is in his second season with the Jaguars after being named the linebackers coach on Feb. 10, 2014. Saleh, who is entering his 11th year in the NFL, spent three seasons as the defensive quality control coach for the Seahawks from 2011-13.

In 2014, six different players made starts at linebacker for the Jaguars. Under Saleh's guidance, 2014 fifth-round draft pick Telvin Smith stepped into the starting lineup and ranked third among all rookies with 99 tackles. Smith played in all 16 games and led the team with two fumble recoveries while ranking second with nine tackles for loss. Fifth-year pro J.T. Thomas entered the season with only two career starts but moved into the starting lineup with a season-ending injury to veteran Paul Posluszny. Thomas registered a career-high 80 tackles along with two interceptions, two tackles for loss and five passes defensed while manning the middle of the defense.

As a part of Seattle's staff, Saleh worked under Head Coach Gus Bradley (Seahawks defensive coordinator, 2009-12) and Defensive Line Coach Todd Wash (Seahawks defensive line coach, 2011-12). During his three seasons with the Seahawks, Saleh was responsible for assisting the defensive staff with day-to-day duties, while focusing on the development of the linebackers.

Prior to joining the Seahawks, Saleh spent six seasons with the Texans, including the final two as the assistant linebackers coach. In Houston, Saleh oversaw the growth of the Texans linebackers, including AP Defensive Rookie of the Year performances by DeMeco Ryans (2006) and Brian Cushing (2009). Saleh served as the Texans defensive assistant from 2005-08, handling the quality control aspects of the defense.

Saleh joined the Texans in 2005 after four seasons working in the collegiate ranks at Georgia (2005), Central Michigan (2004) and Michigan State (2002-03). A native of Dearborn, Mich., Saleh attended Northern Michigan University where he started at tight end for four years. Saleh and his wife, Sanaa, have three sons, Adam, Zane and Sam and one daughter, Mila.

**COACHING BACKGROUND:** Michigan State 2002-03, Central Michigan 2004, Georgia 2005, Houston Texans 2005-10, Seattle Seahawks 2011-13, Jacksonville Jaguars 2014-15.



**FRANK SCELFO**  
SENIOR OFFENSIVE ASSISTANT

A veteran of 32 years in coaching, Frank Scelfo is in his third season in the NFL. Scelfo spent his first two seasons as quarterbacks coach with the Jaguars before he was named senior offensive assistant on January 28, 2015.

Scelfo worked with 2014 first-round pick Blake Bortles in 2014. Bortles, the third overall pick, started the final 14 games and set the franchise rookie record for completions (280) and passing yards (2,908). He rushed for 419 yards on 56 carries, the highest rushing average (7.48) by a NFL quarterback in 2014. Veteran quarterback Chad Henne directed the Jaguars offense in 2013, starting 13 of 15 games. He completed a career-high 305 passes while throwing for 3,241 yards and 13 touchdowns.

Scelfo spent two seasons (2010-11) as quarterbacks coach for the University of Arizona where he tutored Eagles 2012 third-round pick Nick Foles. Foles finished his college career as the school's all-time leader in passing yards (10,011), touchdowns (67), attempts (1,369) and completions (933). As a senior in 2011, Foles threw for a school single-season-record 4,334 yards and 28 touchdowns while also setting school marks for attempts (560) and completions (387).

In 2010, Scelfo worked with Foles, Matt Scott and Bryson Beirne. Foles earned honorable-mention All-Pac 10 honors after throwing for 3,191 yard and 20 touchdowns. Scott engineered two victories as the starter and Beirne appeared in three games with a 221.4 pass efficiency rating. The Wildcats averaged 307 passing yards per game, one yard shy of the school single-season best, and checked in with a combined 68 percent completion rate and 25 scoring throws.

Prior to joining Arizona, Scelfo spent three seasons (2007-09) as offensive coordinator and quarterbacks coach at Louisiana Tech. In 2008, Scelfo directed the Bulldogs offense to a win in the Independence Bowl, the school's first bowl victory in three decades. The team ranked 27th nationally in rushing, with Daniel Porter leading the way with 1,164 yards. The Bulldogs had six games of 30 or more points and Scelfo mentored a sophomore quarterback, Ross Jenkins, as a first-time starter. Porter became Louisiana Tech's all-time rusher with 3,352 yards.

Scelfo entered the collegiate coaching ranks at Tulane where he spent 11 seasons (1996-2006) including the last eight seasons as offensive coordinator. He coached tight ends and was recruiting coordinator for the Green Wave in his first three seasons from 1996-98. With Scelfo on the staff, the Green Wave were ranked nationally in the top 30 in passing five times including the third-most passing yards in 2000. In 1998, the club finished with a 12-0 record, one of only two Division I-A undefeated teams, and a win in the Liberty Bowl.

During his tenure at Tulane, Scelfo tutored four quarterbacks that went on to the NFL in Patrick Ramsey, J.P. Losman, Lester Ricard and Shaun King. Each of the players finished their careers ranked in the top five in school history in career passing yards. A total of eight Tulane offensive players were selected in the NFL Draft during Scelfo's tenure.

The Abbeville, La. native produced Tulane's all-time passing leader (Ramsey), all-time rushing leader (Matt Forte) and all-purpose yardage leader (Mewelde Moore), all-time touchdown receptions leader (Roydell Williams) and all-time scoring leader (Seth Marler). Moore also became only the second player in NCAA history to produce 4,000 career rushing yards and 2,000-plus receiving yards during his time under Scelfo.

Scelfo began his coaching career on the high school level where he spent 14 years with stops in Louisiana at Prairie View (1982-83), Jesuit (1984) and River Oaks (1985-86), and in Texas at Vidor (1987), Orangefield (1988), Chapel Hill (1989-91), Kilgore J.C. (1992-94) and North Shore (1995).

Scelfo earned his bachelor's degree and a master's from Northeast Louisiana (now Louisiana-Monroe) in 1981 and 1983, respectively. He played baseball for the Indians and was named NLU's 1981 Athlete of the Year his senior season.

Scelfo is married to Holly Kingery, and the couple has two sons, Anthony and Jordan, both of whom played QB at their respective universities. Anthony was drafted by the Tampa Bay Rays in the 2008 Major League Baseball draft.

**COACHING BACKGROUND:** Prairie View (La.) High School (head coach) 1982-83, Jesuit (LA) High School 1984, River Oaks (La.) High School (head coach) 1985-86, Vidor (Texas) High School 1987, Orangefield (Texas) High School





# COACHING STAFF



1988, Chapel Hill (Texas) High School 1989-91, Kilgore J.C. (Texas) High School 1992-94, North Shore (Texas) High School 1995, Tulane 1996-2006, Louisiana Tech 2007-09, Arizona 2010-11, Jacksonville Jaguars 2013-15.



## DAN SHAMASH

### DEFENSIVE QUALITY CONTROL COACH

Dan Shamash was hired as the Jaguars defensive quality control coach on February 12, 2014. Shamash joined the Jaguars staff after two years with the Tampa Bay Buccaneers.

With the Buccaneers in 2013, Shamash served in the role of quality control to the head coach. Shamash assisted then-head coach Greg Schiano in football aspects ranging from situational football and game management to daily practice, squad meetings and research projects.

Prior to joining Tampa Bay, Shamash spent two seasons (2009-10) with the Cleveland Browns working as an offensive assistant coach where he was an assistant to the offensive line in 2009 and assisted the tight ends and running backs in 2010. Shamash solely handled all opponent film breakdowns, in addition to weekly and designated self-scout and analysis of the Browns' offense, while working directly with Offensive Coordinator Brian Daboll in preparation for daily practice scripting, scheduling and game planning. On top of his offensive responsibilities, Shamash worked with Head Coach Eric Mangini on studying situational football.

Before joining the Browns, Shamash began his NFL career with the New York Jets in 2008 as a coaching assistant. He initially got his start with the organization as an intern in the special events and game operations department while spending time as a defensive assistant for Columbia University in New York City, working with outside linebackers. Shamash also had a brief stint at Pace University as tight ends/running backs coach during spring 2011, before leaving to join the NFL office and the New York Jets as a consultant for the 2011 season.

Shamash, a New York native, earned his undergraduate degree from Carnegie Mellon University in 2008. Shamash was a three-year letter winner at inside linebacker and helped the Tartans to a 10-0 regular season record, the team's winningest season in the school's history.

**COACHING BACKGROUND:** Columbia 2008, New York Jets 2008, Cleveland Browns 2009-10, Tampa Bay Buccaneers 2012-13, Jacksonville Jaguars 2014-15.



## KELLY SKIPPER

### RUNNING BACKS COACH

Kelly Skipper joined the Jaguars as running backs coach on January 27, 2015 after spending the last eight seasons with the Oakland Raiders. Skipper has 26 years of coaching experience, including 18 seasons on the collegiate level.

Skipper served as running backs coach for the Raiders for the last six seasons, after two years as tight ends coach. During his time as a running backs coach from 2009-14, the Raiders ranked 16th in the NFL in rushing and 12th in average per rush. He oversaw a running backs group that ranked 12th in rushing (125.0) in 2013 and third in the NFL with 18 rushes of 20-plus yards. The Raiders became the first team since 1978 to have four different players rush for 100 yards in the same season. Fullback Marcel Reese was named to the Pro Bowl for the third straight year in 2014 and was also named to the 2013 Associated Press All-Pro second team. Running back Rashad Jennings finished the season with 733 rushing yards including an NFL-high 596 total yards in the month of November.

In 2012, Reese ranked fourth among all NFL running backs with 52 receptions and second with 496 receiving yards. In 2010, Skipper oversaw a running game that ranked second (155.9) in the NFL and established a franchise record by averaging 4.9 yards per attempt. Under Skipper's tutelage, Darren

McFadden became the first Raider since 2007 to eclipse the 1,000-yard mark with 1,157 yards on the ground. The tandem of McFadden and Michael Bush totaled 1,812 yards and 15 touchdowns. As tight ends coach in 2008, Skipper oversaw tight end Zach Miller who led the Raiders in receptions (56) and receiving yards (778).

Prior to joining the Raiders, Skipper spent four seasons (2003-06) coaching running backs and special teams at Washington State. He also spent two summers, one with Seattle and one with Washington, as an NFL minority fellowship coaching intern.

From 1998-2002, Skipper was part of the UCLA coaching staff where he served as offensive coordinator from 2001-02. He tutored several players who went on to the NFL, including Lorenzo Neal, Michael Pittman, DeShaun Foster, Chris Ivory and Jed Collins.

Skipper began his coaching career as an assistant at his alma mater, Fresno State, from 1989-97. He started as a graduate assistant before he was elevated to full-time assistant in 1991. He handled running backs and return specialists, and served as recruiting coordinator during his time with the Bulldogs.

A native of Brawley, Calif., Skipper played running back at Fresno State and finished his career with 2,237 rushing yards and 28 touchdowns. He was a first-team All-Big West selection as a senior and earned his degree in business. He was inducted into the Churchill (Eugene, Ore.) High School Hall of Fame in 2008. He and his wife, Mary, have two children, Kaelen and Darius. Skipper's father, Jim, is a longtime NFL assistant and currently serves as running backs coach for the Carolina Panthers, and his brother, Tim, is in his first year as running backs coach at the University of Florida.

**COACHING BACKGROUND:** Fresno State 1989-97, UCLA 1998-2002, Washington State 2003-06, Oakland Raiders 2007-14, Jacksonville Jaguars 2015.



## MATT SMILEY

### ASSISTANT SPECIAL TEAMS COACH

Entering his third year with the Jaguars, Matthew Smiley was named assistant special teams coach for the Jaguars on February 7, 2013. Smiley has 10 years of coaching experience, eight on the collegiate level.

In 2014, Smiley assisted a unit ranked 10th in opponents average starting field position after a kickoff (21.2 avg.) and 13th in average starting position after kickoff (21.9 avg.). Punter Bryan Anger led the NFL in punts of 50-plus yards (39) and 60-plus yards (12), while ranking second in gross punting average (47.4).

In Smiley's first season with the Jaguars, the special teams unit ranked among the best in the NFL. The Jaguars ranked second in opponents average starting field position (19.6), third in kickoff return average (25.9) and first in highest percentage (85.4) of kickoff returns of 20-plus yards. Kicker Josh Scobee produced one of the best statistical seasons of his 10-year NFL career, leading the team with 91 points and connecting on 23 of 25 field goals (92.0). Anger led the NFL with 95 punts for 4,338 yards, surpassing the previous franchise records he set as a rookie. Jordan Todman finished with a 27.4-yard kickoff return average, the second-highest in franchise history for a season. The Jaguars blocked two kicks and forced one fumble on special teams.

Smiley spent the 2012 season as special teams coordinator at Charleston Southern. He previously served three seasons (2009-11) as special teams coordinator at Eastern Illinois. Under Smiley's tutelage, kicker Austin Signor earned first-team All-OVC honors in 2009 after leading the nation in touchbacks on kickoffs and ranked 30th nationally field goals. Punter Kevin Cook ranked ninth in the nation in punting average in the 2010 season.

Prior to joining Eastern Illinois, Smiley coached at Eureka College, where he served one season as offensive coordinator and one season as defensive coordinator. In October of 2008, he was named interim head coach. At Eureka, Smiley also oversaw the development of the Red Devils special teams with the kickoff coverage team ranking second in NCAA Division III for least return yards allowed in 2007. During the two-year stint, he coached eight All-SLIAC performers. Smiley entered the coaching ranks as an undergraduate assistant at Illinois after being a walk-on wide receiver with the Fighting Illini. He worked two seasons (2006-07) at Dartmouth College as special teams coordinator.

Smiley graduated from Illinois in 2001 and served in the United States Air



# COACHING STAFF



Force as a maintenance officer in Grand Forks, N.D. While on active duty, Smiley was deployed four times in support of Operation Enduring Freedom and received the USAF Commendation Medal for his efforts. While stationed in Grand Forks he also worked with the specialists at the University of North Dakota where he coached two All-America kickers in 2001 and 2003.

Smiley also holds a master's degree from North Dakota. He is married to the former Marissa Bushue. The couple have four children: Madelyn (8), Ella (6), Ava (4) and Caleb (2).

**COACHING BACKGROUND:** Dartmouth College 2006-07, Eureka College 2008-09, Eastern Illinois 2009-11, Charleston Southern 2012, Jacksonville Jaguars 2013-15.



**TONY SORRENTINO**  
OFFENSIVE QUALITY  
CONTROL COACH

Tony Sorrentino was named offensive quality control coach for the Jaguars on January 28, 2013. Now in his 11th year in coaching, this is Sorrentino's third season in the NFL.

In his role with the Jaguars, Sorrentino assists Jerry Sullivan in the development of the wide receivers while providing research and analyzing opponents for the offensive staff.

Sorrentino spent the 2012 season at his alma mater, The College of New Jersey, as quarterbacks coach and passing game coordinator. He also spent one season overseeing the linebackers in 2007.

In 2011, Sorrentino served as an offensive graduate assistant at the University of Miami (Fla.). He assisted with the quarterbacks and wide receivers and ran the defensive and special teams scout teams.

Prior to joining Miami, Sorrentino served as quarterbacks coach at the University of Minnesota in 2010 and offensive quality control coach in 2009.

Sorrentino began his coaching career in 2005 as an assistant at Morristown Beard High School in New Jersey and also had stints at West Essex (N.J.) High School and Montville (N.J.) Township High School. He completed summer internships with the Baltimore Ravens in 2007 and the Houston Texans in 2002-03.

Sorrentino received his bachelor's degree in health and physical education and a master's in exercise science from The College of New Jersey, where he was a four-year letterman at wide receiver.

Sorrentino and his wife, Kara, reside in Jacksonville.

**COACHING BACKGROUND:** Morristown Beard High School 2005, West Essex High School 2006, The College of New Jersey 2006-07, 2012, Montville Township High School 2008, Minnesota 2009-10, Miami (Fla.) 2011, Jacksonville Jaguars 2013-15.



**JERRY SULLIVAN**  
WIDE RECEIVERS COACH

A veteran of 43 years of coaching, Jerry Sullivan has served the past three seasons as the wide receivers coach for the Jaguars. Sullivan has 22 years of NFL coaching experience and 21 at the collegiate level.

Sullivan has coached several Pro Bowl receivers in his career, including the San Diego Chargers' Anthony Miller (1992-93) and Tony Martin (1996), Detroit Lions' Herman Moore (1997-98) and Germaine Crowell (1999) and Arizona Cardinals' David Boston (2001) and Anquan Boldin (2003).

In 2014, Sullivan oversaw a group of young wideouts that included three rook-

ies in Marqise Lee (37-422, 1 TD), Allen Robinson (48-548, 2 TDs) and Allen Hurns (51-677, 6 TDs). Hurns and Robinson became the first rookie duo in NFL history to register 48 or more receptions in a season, and Hurns' six receiving touchdowns were the most by a rookie in franchise history.

In his second season with the Jaguars, Sullivan oversaw a receiving corps that saw six different players earn starts. The unit was led by third-year pro Cecil Shorts who caught a career-high 66 passes for 777 yards and three touchdowns. Ace Sanders, the team's 2013 fourth-round pick, finished the season with 51 catches, the second-most by a rookie in team history (Justin Blackmon had 64 receptions in 2012) and the third-most by an NFL rookie in 2013. Four different receivers (Sanders, Jeremy Ebert, Mike Brown, Lazaar Thomas) made their first career reception in 2013.

Sullivan tutored a Jaguars wideout unit in 2012 that improved throughout the season. Shorts (55-979, 7 TDs) and Blackmon (64-865, 5 TDs) became the first Jaguars receiver duo since 2001 to have 800-plus receiving yards. Blackmon led all NFL rookies in receiving yards and tied for the most receptions while setting franchise single-season rookie records for catches, yards, average per reception and touchdowns. Shorts registered four 100-yard receiving games and a franchise-record four catches of 50-plus yards.

Sullivan, 67, did not coach in 2011 and spent the offseason working with NFL players in Minnesota including Arizona Cardinals Pro Bowl receiver Larry Fitzgerald and Green Bay Packers tight end Jermichael Finley. He previously served as wide receivers coach/senior assistant for the San Francisco 49ers from 2005-10. The 49ers selected wide receiver Michael Crabtree with the 10th overall pick in 2009 and he had 103 receptions for 1,366 yards and eight touchdowns under Sullivan's tutelage. Under the guidance of Sullivan, 2008 sixth-round pick Josh Morgan posted a career-high 52 receptions for 527 yards in 2009 and had a career-best 698 receiving yards on 44 receptions in 2010. In 2008, Sullivan's unit was highlighted by the play of 15-year veteran wideout Isaac Bruce, who earned the team's Len Eshmont Award for his courageous and inspiring play. Bruce had seven touchdown receptions, his most since 2002, and led all receivers with 835 receiving yards on 61 catches.

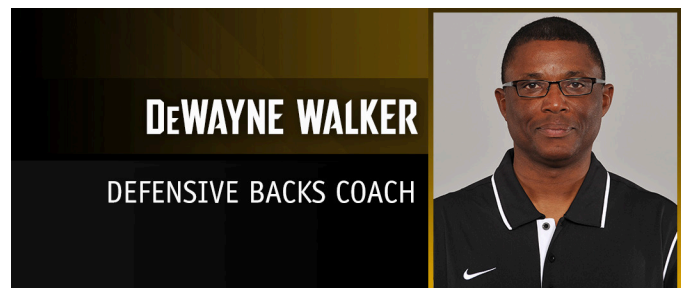
Prior to his time with the 49ers, Sullivan spent one season as wide receivers coach for the Miami Dolphins in 2004. He was a member of the Arizona Cardinals coaching staff for three seasons (2001-03). In his first two seasons with the club, Sullivan mentored the team's wide receivers, where he worked with a group that included David Boston. Boston led the NFL with 1,598 receiving yards on 98 receptions in 2001 and was selected to the first Pro Bowl of his career. Sullivan was promoted to offensive coordinator in 2003 where he worked with wide receiver Anquan Boldin. Boldin finished third in the NFL in receptions (101) and receiving yards (1,377) on his way to being named the NFL's Rookie of the Year as well as a starter on the NFC's Pro Bowl squad.

Sullivan's NFL coaching career began in 1992 with the San Diego Chargers where he spent five seasons (1992-96). He coached wide receivers in Detroit from 1997-2000. Prior to entering the NFL coaching ranks, he spent 21 years as an assistant on the collegiate level. Sullivan was an assistant at Kansas State (1971-72), Texas Tech (1973-75), South Carolina (1976-82), Indiana (1983), Louisiana State (1984-90) and Ohio State (1991).

A native of Miami, Sullivan played quarterback at Miami Jackson High School. He earned a scholarship to Florida State and later transferred to Delta State.

Sullivan and his wife, Connie, have two sons, Jon-Eric, who has spent the past 10 seasons with the Green Bay Packers as an area scout, and Matthew along with daughter, Allison. They have four granddaughters.

**COACHING BACKGROUND:** Kansas State 1971-72, Texas Tech 1973-75, South Carolina 1976-82, Indiana 1983, Louisiana State 1984-90, Ohio State 1991, San Diego Chargers 1992-96, Detroit Lions 1997-2000, Arizona Cardinals 2001-03, Miami Dolphins 2004, San Francisco 49ers 2005-10, Jacksonville Jaguars 2012-15.



**DEWAYNE WALKER**  
DEFENSIVE BACKS COACH

DeWayne Walker is in his third season with the club after being named defensive backs coach for the Jaguars on January 24, 2013. Walker has 27 years of coaching experience, including nine in the NFL, and spent four seasons as head coach at New Mexico State before joining the Jaguars.

Walker is responsible for the development of a young secondary that includes six draft picks from the last two seasons. Five of the six draft picks were in the





# COACHING STAFF



starting lineup for the 2014 season-finales: Johnathan Cyprien (2013, strong safety), Josh Evans (2013, free safety), Dwayne Gratz (2013, cornerback), Demetrius McCray (2013, cornerback) and Aaron Colvin (2014, cornerback). McCray, a seventh-round pick, was inserted into the starting lineup for the final 12 games in 2014 and totaled a career-high 47 tackles. Colvin saw action in the final six games after beginning the season on the non-football injury list.

Under Walker's tutelage the last two seasons, Cyprien has totaled 209 tackles in 30 career starts along with two forced fumbles and nine passes defensed. Cyprien's 111 combined tackles in 2014 were the third-most by an NFL defensive back. Evans has started 25 games since entering the NFL as a sixth-round pick in 2013 and totaled 144 tackles including a career-high 90 last season. Gratz has started 21 games and registered three interceptions and 12 passes defensed.

Walker compiled a 10-40 record during his tenure at New Mexico State. In 2011, the Aggies finished with a 4-9 mark with wins over Big Ten opponent Minnesota, the first in school history, a third straight win against in-state rival New Mexico, a home win over Idaho and a program first victory against Fresno State.

The Aggies had five players earn All-Western Athletic Conference honors in 2011, the most since joining the WAC and since the 2002 season. Kick returner/wide receiver Taveon Rogers was named to five All-America teams as he led the team with 1,318 kickoff return yards and three touchdowns. He ranked second in the nation in all-purpose yards per game with 196.3 and had a team-high 59 catches for 1,048 yards and nine touchdowns. Running back Kenny Turner, who rushed for 1,074 yards and 10 touchdowns, was named a second team All-WAC selection. Turner became just the second 1,000-yard rusher for the Aggies since the 2000 season. Donyae Coleman also thrived under Walker's system, leading the Aggies in tackles with 133 and interceptions with six. He led the WAC interceptions and ranked seventh in the country. The 2010 season was a turning point for the Aggie football team regardless of the 2-10 overall record. Walker helped the Aggies to their second win over in-state rival New Mexico in as many years, making it the first time since the 1998 and 1999 seasons that New Mexico State put together two straight wins against the Lobos. Walker tutored defensive back Davon House to first team all-WAC honors as he finished his career with 11 interceptions, while leading the team with three INTs in 2010. House, who signed with the Jaguars this year, was a fourth-round draft pick of the Green Bay Packers in the 2011 NFL Draft.

Despite a 3-10 overall record and a 1-7 mark in WAC play in 2009, the Aggies finished the year in the top six in the conference in pass defense, total defense and scoring defense. New Mexico State was ranked 36th in the nation in pass defense and 54th in pass defense efficiency. The Aggies also beat in-state rival New Mexico in Albuquerque for the first time since the 1999 season. House was named a first team All-WAC selection, after leading the league in passes defensed and interceptions. House also broke the school record for most interception return yards for a career.

Prior to joining New Mexico State, Walker spent three seasons (2006-08) as UCLA's defensive coordinator. He served as UCLA's interim head coach for the 2007 Pioneer Las Vegas Bowl game. In 2008, Walker's unit finished 48th in the nation in total defense, allowing 337 yards a game. UCLA's passing defense was atop the nation's leaders ranking 11th overall and second in the Pac-10, holding its opponents to just 167.6 yards per game through the air. In 2007, the Bruin defense once again found itself listed among the national leaders in several categories. UCLA ranked 14th in rushing defense (109.2 yards per game), 29th in total defense (343.23 yards), 29th in scoring defense (22.3 points) and 32nd in pass efficiency defense (115.26). The Bruins also ranked second nationally in tackles for loss per game (8.77), third in third-down conversion defense (29.1%), tied for 15th in sacks per game average (3.0) and tied for 17th in fumbles caused (14). Defensive backs Trey Brown (tied for first, 1.77/pg) and Alterraun Verner (tied for 11th, 1.46/pg) ranked among the nation's best in the passes defensed category, while defensive end Bruce Davis ranked tied for ninth in the nation in sacks per game (.92).

In 2006, the Bruins were among the national leaders in rushing defense (tied for ninth in the NCAA and tied for first in the Pac-10 with 91.08 yards per game) and total defense (33rd nationally at 304.83) and allowed almost half as many touchdowns (27) as the previous year (48). UCLA allowed 91.1 yards per game, 2.83 yards per rush and just nine touchdowns on the ground, the first time since 1985 that the Bruins had allowed fewer yards per game on the ground. The Bruin defense also ranked fifth nationally in third-down conversion defense (28.4%, 50 of 176).

Walker spent two seasons (2004-05) with the Washington Redskins as secondary coach under head coach Joe Gibbs. In 2005, the Redskins finished 10-6 and won a postseason game. The Redskins led the NFL in lowest opponent completion percentage (54.4) and ranked tied for second in fewest touchdown passes allowed (15), 10th in pass defense (192.6 yards) and 14th (tied) in interceptions (16). Walker played a key role in the development of rookie cornerback Carlos Rogers and the continued fine play of Shawn Springs. In 2004, Walker's first season in Washington, Springs became the first cornerback in NFL history to lead his team in sacks (five) and interceptions (six) in the same season.

Walker served as secondary coach of the New York Giants from 2002-03 and was associate head coach/secondary coach at Southern California under Pete Carroll in 2001. The Trojans ranked seventh in the nation with 19 interceptions and were 16th in pass defense (179.2) and fewest touchdown passes allowed (11). He was secondary coach with the New England Patriots for three seasons (1998-2000), the first two under Carroll and his final season under Bill Belichick. During Walker's tenure with the Patriots, defensive backs Ty Law and Lawyer Milloy each earned trips to the Pro Bowl.

Walker began his coaching career at Mt. San Antonio College (1988-1992) and also had stints at Utah State (1993), Brigham Young (1994), Oklahoma State (1995) and California (1996-97). He participated in the NFL's minority coaching internship program, working with the San Francisco 49ers in 1996 and the Patriots in 1997.

A former cornerback, Walker played three seasons professionally, one in the CFL with the Edmonton Eskimos in 1982 and two in the USFL with the Arizona Outlaws in 1983 and Oakland Invaders in 1984. He was a two-year starter at Minnesota from 1980-81 after spending his first two years at Pasadena City College. Walker earned his bachelor's degree in liberal arts from Regents College in 1992. He and his wife, Zan, have two daughters, Keshia and Kendra, and a son, Kevan.

**COACHING BACKGROUND:** Mt. San Antonio College 1988-92, Utah State 1993, Brigham Young 1994, Oklahoma State 1995, California 1996-97, New England Patriots 1998-2000, Southern California 2001, New York Giants 2002-03, Washington Redskins 2004-05, UCLA 2006-08, New Mexico State 2009-12 (head coach), Jacksonville Jaguars 2013-15.



**AARON WHITECOTTON**  
ASSISTANT TO THE DEFENSE

Aaron Whitecotton is in his third season with the Jaguars as an assistant to the defense, his 11th season as a coach.

In his current role as the assistant to the defense, Whitecotton assists the defensive coordinator and staff in all phases of game preparation and works as Todd Wash's assistant on the defensive line.

Prior to joining the Jaguars, Whitecotton spent the 2012 season at New Mexico State where he was the assistant to the defensive coordinator while also working with the defensive line.

From 2005-11, Whitecotton worked at Myers Park High School in Charlotte, N.C., in a number of capacities including defensive coordinator, linebackers coach and defensive line coach.

Whitecotton, a native of Charlotte, N.C., played collegiately at the University of South Carolina from 2000-01 and went on to earn his undergraduate degree from the University of North Carolina-Charlotte.

**COACHING BACKGROUND:** Myers Park (N.C.) High School 2005-11, New Mexico State 2012, Jacksonville Jaguars 2013-15.



**TYLER WOLF**  
ASSISTANT TO THE HEAD COACH

Tyler Wolf is in his third season with the Jaguars after being named assistant to the head coach on February 13, 2013.

In his current role with the Jaguars, Wolf is responsible for the day-to-day football operations and administrative coaching assignments, including the daily football schedule calendar. Wolf oversees practice schedules and also assists in presentations.

Wolf spent two seasons (2011-12) on the Tennessee Tech coaching staff, where





# COACHING STAFF



he served as an administrative assistant for Watson Brown and the Golden Eagles in 2011, and in 2012 he was promoted to special teams coordinator.

A native of Cookeville, Tenn., Wolf had a five-year career at the University of Tennessee where he began his career as a walk-on in 2006. He played three seasons under Phil Fulmer, one year under Lane Kiffin and his final season under Derek Dooley. Wolf earned a scholarship in 2010 and started on all four special teams units. He was on the roster for bowl games in four of his five seasons – the 2006 and 2007 Outback Bowls, the 2009 Chick Fil-A-Bowl, and the 2010 Music City Bowl. Wolf earned his bachelor's in 2010 and master's degree in sports management in 2011 from Tennessee and was a four-time Academic All-SEC selection. He was named the Region MVP and earned all-Mid-State and All-State honors as a senior. He finished his career with 30 touchdowns and 14 interceptions.

**COACHING BACKGROUND:** Tennessee Tech 2011-12, Jacksonville Jaguars 2013-15.

**ELIZABETH MAYERS**

ASSISTANT TO THE HEAD COACH  
AND ADMINISTRATOR  
OF COACHING









# STRENGTH AND CONDITIONING STAFF



## TOM MYSLINSKI

### STRENGTH AND CONDITIONING COORDINATOR



Tom Myslinski is in his fourth season with the Jaguars after being named head of strength and conditioning on January 27, 2012. Myslinski played nine seasons as an offensive lineman in the NFL, including as a guard on the Jaguars' 1995 inaugural team, and spent three seasons as strength and conditioning coach for the Cleveland Browns.

Myslinski spent two seasons on the collegiate level, serving as strength and conditioning coach for football at North Carolina in 2011 and Memphis in 2010. He was responsible for planning and designing the interior of a \$3 million, 13,000-square-foot weight room at Memphis. Myslinski was instrumental in maintaining a 92 and 88 percent start rate throughout the last two seasons.

A native of Rome, N.Y., Myslinski previously served three seasons (2007-09) with the Browns as the head strength and conditioning coach. He was the club's assistant strength and conditioning coach in 2004 and also worked for the Browns on a part-time basis in 2003. He spent two seasons (2005-06) as head strength and conditioning coach at Robert Morris. A fourth-round draft pick of Dallas in 1992, Myslinski played in 60 games with 25 starts including stints with Washington (1992), Buffalo (1993), Chicago (1993-94), Jacksonville (1995), Pittsburgh (1996-97, 2000), Indianapolis (1998) and Dallas (1999).

While playing in the NFL, Myslinski served as a volunteer assistant strength and conditioning coach at the University of Pittsburgh from 1998-2001, working primarily with offensive and defensive linemen. Prior to his stint at Pittsburgh, he spent 1996 as the volunteer strength and conditioning coach at the University of North Florida, where he managed all aspects of physical and mental development with the school's student-athletes. He also has served as a martial arts consultant to numerous collegiate athletic programs.

Myslinski developed and patented the "Tunch Punch Ladder" hand agility pad and has trained under offensive line guru Tunch Ilkin, who is the developer of the Tunch Punch system, which is used extensively by offensive line coaches throughout the NFL. He has published peer-reviewed research in the Journal of Strength and Conditioning Research on the development of strength and power using heavy chains and bands in addition to weights. Myslinski is registered and certified by the National Strength and Conditioning Association (NSCA) and serves on the organization's Coaching Performance Committee.

Myslinski earned all-conference honors at the University of Tennessee and earned eight varsity letters including four in football and four in track and field. He started at guard for back-to-back SEC championship teams (1989-90) and was also a member of the Volunteers' 1991 NCAA Champion track and field team. He earned a Bachelor of Science degree in kinesiology in 1992 and was a two-time Academic All-SEC member. He later earned his master's degree from the University of Pittsburgh in exercise physiology. Myslinski and his wife, Amy, have three children: Thomas, Emily and Michael.

**COACHING BACKGROUND:** Cleveland Browns 2003-04, 2007-09, Robert Morris 2005-06, Memphis 2010, North Carolina 2011, Jacksonville Jaguars 2012-15.

## CEDRIC SCOTT

### ASSISTANT STRENGTH AND CONDITIONING COACH



Cedric Scott is in his fourth season on the Jaguars coaching staff as assistant strength and conditioning coach working under Head of Strength and Conditioning Tom Myslinski.

Scott worked briefly in 2012 at the University of North Carolina in the strength and conditioning department before joining the Jaguars. He previously served three years (2009-11) at the University of Southern Mississippi on the strength and conditioning staff, also spending his last two years as head strength and conditioning coach for men's basketball. He was a graduate assistant in 2008.

Scott was a standout defensive end for Southern Mississippi, where he received his bachelor's degree in exercise physiology and his master's degree in sports administration. He earned All-America honors as a senior defensive end and was named the Conference USA Defensive Player of the Year in 2000.

Scott was the fourth-round draft pick for the New York Giants in 2001 and played several years in the NFL. He also spent time with the Scottish Claymores of the World League in 2004 and was part of the Canadian Football League's 2005 Grey Cup Championship team with the Edmonton Eskimos. That same year, the defensive line broke the team record for the most sacks. A native of Gulfport, Miss., Scott and his wife, Dorian, have two sons, Cedric Jr. (4) and Cameron (1).

**COACHING BACKGROUND:** Southern Mississippi 2009-11, North Carolina 2012, Jacksonville Jaguars 2012-15.

## JESS LANGVARDT

### STRENGTH AND CONDITIONING ASSOCIATE



Jess Langvardt is in his third season on the Jaguars coaching staff as a strength and conditioning associate working under Head of Strength and Conditioning Tom Myslinski. Prior to joining the Jaguars, Langvardt spent the 2012 season with Tulane as assistant strength and conditioning coach.


Langvardt previously served as head strength and conditioning coach at his alma mater, Sterling College, from January to July 2012, and he spent the 2011 season as an intern with the Indianapolis Colts. Prior to working with the Colts, Langvardt earned his master's degree from the University of Memphis where he coached from January 2009 to July 2011. His main responsibilities were assisting with football under three different football strength coaches, including Myslinski, while also working directly with softball and men's and women's golf.

Langvardt was a four-year letterman in football and baseball at Sterling College and earned his bachelor's degree in exercise science, while also getting his teacher's certification. He played three years for the Wichita Wild Professional Indoor football team. He served as an assistant coach for four seasons (2005-08) at his alma mater following graduation. Langvardt and his wife, Jessie, reside in Jacksonville.

**COACHING BACKGROUND:** Sterling College 2005-08, 2012, Memphis 2009-11, Indianapolis Colts 2011, Jacksonville Jaguars 2013-15.

## ALEX HAMPTON

### STRENGTH AND CONDITIONING ASSOCIATE



Alex Hampton is in his third season with the Jaguars as a strength and conditioning associate under Strength and Conditioning Coordinator Tom Myslinski. With the Jaguars, Hampton assists in the planning and execution of player rehabilitation along with tracking player movement through GPS analysis.

Prior to joining the Jaguars in 2013, Hampton spent the 2012 season with the Florida State University Football team, where he assisted the director of sport sciences. In 2011, Hampton served as the strength and conditioning intern for the Victorian Institute of Sport in Australia. Additionally, Hampton previously served as the sports science and strength and conditioning intern for the Richmond Football Club in the Australian Football League from 2010-2011. His primary duties included monitoring hydration, assisting in rehabilitation programs and directing cross-training sessions.

Hampton graduated from Deakin University, Melbourne, Australia in 2011 with a Bachelor of Exercise and Sport Science and a Bachelor of Commerce with a major in Sport Management.

**COACHING BACKGROUND:** Victorian Institute of Sport (Australia) 2011, Florida State 2012, Jacksonville Jaguars 2013-14.



# PLAYER PERSONNEL



## CHRIS POLIAN

DIRECTOR OF  
PLAYER PERSONNEL



Chris Polian, a veteran with 21 years of NFL scouting experience, joined the Jaguars in 2013 as director of pro personnel after spending three seasons (2009-11) as vice president and general manager of the Indianapolis Colts. Polian was promoted to Director of Player Personnel on May 28, 2015. Polian spent the 2012 season with the Atlanta Falcons as executive scout. He first joined the Colts in 1998, where he served as director of pro scouting for three seasons (1998-2000). He held the title of assistant director of football operations from 2001-03, was promoted to assistant general manager/football operations in 2004 and spent five seasons (2005-09) as vice president of football operations.

From 1999-2009, the Colts earned a 128-48 regular season record, the best mark in the NFL by a margin of eight games, and earned playoff appearances in 10 of 11 seasons, including seven division titles and a Super Bowl championship in 2006. The club became the only team to win 12-plus games in seven consecutive seasons. Prior to joining the Colts, Polian worked with the Carolina Panthers for four years (1994-97). He was an assistant in the player personnel department for the Sacramento Gold Miners in 1993.

The New York City native earned a bachelor's degree in management from John Carroll University in 1993. His father, Bill, is a former general manager of the Bills (1986-1993), the Panthers (1994-97) and the Colts (1997-2009) and is currently an NFL analyst for ESPN. His brother, Brian, is in his second year as the head coach at Nevada. His brother, Dennis, is an assistant director of football administration/Pro Scout for the Titans. He and his wife, Debbie, have three children, Jack (12), Caroline (11) and Kate (8).

## ANDY DENGLER

ASSISTANT DIRECTOR OF  
PLAYER PERSONNEL



Andy Dengler is in his 18th season with the Jaguars and his third as assistant director of player personnel after being promoted to the post on May 2, 2013. Dengler spent two seasons as director of college personnel prior to his elevation. He had been promoted to national scout on Jan. 12, 2009 and has been a Jaguars college scout since 1998. Dengler is responsible for scouting the top collegiate players throughout the nation. He joined the Jaguars from the National Football Scouting combine, where he was an area scout in the northeast and mid-Atlantic regions the previous four years.

Previously Dengler served as an assistant head coach, offensive line coach and defensive backfield coach at St. Joseph's College (Ind.) from 1992-95. He was offensive coordinator, interim head coach and offensive line coach at Tiffin University 1990-92, as well as a graduate assistant at Bowling Green (1988-90) and an assistant high school coach in Circleville, Ohio.

Dengler graduated with a degree in history from Heidelberg College, and he received his master's in secondary education from Bowling Green. He was born Sept. 9, 1963 in Berea, Ohio.

## JOHN IDZIK

SPECIAL ASSISTANT TO  
THE GENERAL MANAGER



John Idzik joined the Jaguars as a consultant prior to the 2015 NFL Draft and was named a special assistant to the general manager in May 2015. Idzik previously spent two years (2013-14) as the New York Jets general manager. Prior to joining the Jets, he spent six seasons with the Seahawks as the vice president of football administration. He was active in both pro and player evaluations with the Seahawks while also overseeing player negotiations, the team's salary cap, all football operations budgets, staff and team contracts and team travel. The Seahawks won two NFC West Division titles during his tenure.

Prior to joining the Seahawks, Idzik spent three seasons (2004-06) in a similar capacity as senior director of football operations for the Arizona Cardinals, helping to build an NFC Championship team. Idzik entered the NFL in 1993 with the Tampa Bay Buccaneers. He spent 11 years with the Buccaneers, first as a pro personnel assistant and then was elevated to director of football administration in 1996 and assistant general manager in 2001. During that span, the Buccaneers won Super Bowl XXXVII, played in two Conference Championships, won two division titles and qualified for the playoffs five times.

His career began in coaching in 1982 with SUNY Buffalo and he spent time with the Aberdeen Oilers in Scotland in 1990 before serving as a graduate assistant at Duke University from 1991-92.

Raised in a football family, Idzik's father, also John, served as a longtime NFL assistant coach with the New York Jets, Baltimore Colts, Miami Dolphins and Philadelphia Eagles. They became one of the NFL's few father-son Super Bowl champions in 2003 when the younger Idzik's Buccaneers won Super Bowl XXXVII, after his father was the offensive backfield coach of the Super Bowl V champion Baltimore Colts.

Idzik graduated magna cum laude and earned Phi Beta Kappa honors from Dartmouth College in 1982, earning a bachelor's degree in mathematics, while also lettering at wide receiver. He later earned a master's degree in liberal studies from Duke in 1992. He and his wife, Carol, have two sons, Bryant and Bradley, and one daughter, Holly.

## CHRIS DRIGGERS

DIRECTOR OF PRO PERSONNEL



Chris Driggers is in his 22nd year with the Jaguars and his 18th year in scouting. He is one of six current staff members who joined the Jaguars in 1994. He was promoted to Director of Pro Personnel on May 28, 2015. Driggers spent the last six seasons as a pro scout after nine seasons scouting the southwest region of the country. In May 2015, Driggers was promoted to director of pro personnel. He began his career with the Jaguars in football operations before moving up to salary cap administrator, assisting in player contract proposals, salary cap administration and negotiating player contracts. He became a scouting assistant in 1998.

A native of Jacksonville, Driggers graduated from the University of Alabama with a degree in finance. He and his wife have three sons, Thomas, Travis and Tyler.





# PLAYER PERSONNEL



## KYLE O'BRIEN

DIRECTOR OF COLLEGE SCOUTING



Entering his third season as the Jaguars director of college scouting, Kyle O'Brien is in his 14th season in the NFL. O'Brien spent the 2012 season with the Kansas City Chiefs as regional scout. Prior to joining the Chiefs, O'Brien spent 10 seasons (2002-11) in the New England Patriots' personnel department. He served as national scout for two seasons (2010-11) and worked for five years (2003, 2006-09) as an area scout. He was the team's pro personnel scout from 2004-05. In 2015, O'Brien was named to the advisory council for the Nunn-Wooten Scouting Fellowship.

O'Brien originally joined the Patriots as a player personnel intern in 2000 and continued those duties during the Patriots' first Super Bowl season in 2001 while he attended Harvard. The Garden City, N.Y., native was a player personnel intern for the New York Jets in 1999. He attended Harvard where he lettered in lacrosse and was a graduate of Phillips Academy in Andover, Mass., lettering in football and lacrosse. He and his wife, Alexis, and their son, Finn, reside in Jacksonville.

## PAUL ROELL

ASSISTANT DIRECTOR OF COLLEGE SCOUTING



A veteran NFL scout of 24 years, Paul Roell enters his third season as the Jaguars assistant director of college scouting after previously serving as regional scout for the Minnesota Vikings for seven seasons (2006-12). Roell has been a part of five division title teams in the last 12 seasons, including three AFC South titles with the Indianapolis Colts from 2003-05. He spent 15 seasons (1991-2005) as a member of the Colts staff as an area scout. During his career with the Colts, he helped build a team that became one of the NFL's elite. The Colts went on to advance to the playoffs under three head coaches – Ted Marchibroda, Jim Mora and Tony Dungy. The Colts had a span of six playoff appearances in seven seasons and amassed a 48-16 regular season mark from 2002-05.

## MARK ELLENZ

EASTERN REGIONAL SCOUT



Mark Ellenz is in his third season as the eastern regional scout for the Jaguars. Prior to joining the Jaguars, Ellenz spent 12 seasons with the Indianapolis Colts including the last seven as an area scout. He joined the Colts in January of 2001 and served five seasons as a scouting assistant. Before joining Indianapolis, he was an assistant defensive backs coach at the University of Wisconsin-La Crosse in 2000. He graduated from Wisconsin-La Crosse in 2001 with a master's degree in sports administration. Ellenz also earned a bachelor's degree in business administration from the University of St. Thomas in 1998, where he was a three-year letterman at strong safety. He spent the 1998-99 seasons as an assistant training camp coordinator with the New Orleans Saints. He and his wife, Sara, have a daughter, Isabel.

## JASON DESJARLAIS

COLLEGE SCOUT



Jason Desjarlais was promoted to regional scout on June 1, 2009, and he scouts the Midwest region of the country for the Jaguars. He joined the Jaguars as the BLESTO scout for the southeast area on May 18, 2007. Prior to joining the Jaguars, he was the special teams coordinator/defensive assistant at Yale University. While at Yale, he served as an intern for scouting during the Jaguars' 2006 training camp.

Desjarlais' college football experience includes stints at Jacksonville University (2005-06) as special teams/recruiting coordinator and secondary coach and the University of San Diego (2002-05) as defensive coordinator/recruiting coordinator. He also served as interim head coach in 2005; Bates College (2000-02) as defensive line and strength coach; the University of San Diego (1999-2000) defensive line coach; Humboldt State University (1997-99) as defensive line coach; and the University of Montana (Western) (1996-97) as defensive line coach.

Desjarlais attended the University of Montana at Western, playing DE there from 1992-95 and twice earning All-America honors (1994-95). He was also named Defensive MVP of the 1996 National All-Star Game. Desjarlais graduated with a bachelor's degree in Education, in addition to a Master's in Science (emphasis in Physiology) from Humboldt State University.

## MARTY MILLER

COLLEGE SCOUT



Marty Miller is in his 14th season with the Jaguars, joining the organization on February 21, 2002. He is in his ninth season as the West Coast regional scout for the Jaguars. In addition to covering the West Coast, Miller has some additional pro personnel responsibilities scouting select free agents on NFL rosters. Previously, Miller worked the northeast United States as a regional scout. In his initial season in Jacksonville, he worked as the team's scouting assistant. In that capacity, he assisted the pro scouting department evaluating players in NFL Europe, the CFL, the Arena League and doing some advance scouting of NFL teams and their practice squads.

Miller also served as coordinator of football administration for the Los Angeles Xtreme of the XFL, and he worked as a part-time staff assistant for the San Diego Chargers and the Kansas City Chiefs. He is the son of Les Miller, a longtime NFL personnel director. Diagnosed with Young Onset of Parkinson's Disease in 2009, Miller hopes to use his platform as a representative of the NFL as a springboard to Parkinson's awareness and education. A graduate of Pacific Christian College, he and his wife, Kerinda, live in Boise, Idaho, with daughter, Channing, and son, Gannon.

## TIM MINGEY

COLLEGE SCOUT



Tim Mingey has been with the Jaguars since 1994, serving as a college scout. He has the responsibility of scouting the southeast region of the United States. In February 2010, Mingey was presented the C.O. Brocato Scout of the Year Award from the Pro Football Hall of Fame.



# PLAYER PERSONNEL



Mingey is one of six current staff members who joined the franchise in 1994. Before joining the Jaguars, Mingey spent 11 years as a college assistant coach and then 10 years as a recruiting coordinator. His college coaching career began in 1973 as defensive coordinator/inside linebackers coach at St. Joseph's College (Ind.), where he had been a three-year varsity letterman as a defensive back. He was a graduate assistant at Western Michigan in 1974-75 before serving as defensive coordinator at Loyola Academy in 1976 and returning to Western Michigan as an assistant coach from 1977-81. In 1982, Mingey was coach of the secondary at East Carolina, and in 1983, he coached at Miami (Ohio) University as defensive coordinator/inside linebackers coach.

In 1984, Mingey was named the recruiting coordinator at the United States Military Academy. He served there until 1987, and then spent 1988-90 as recruiting coordinator at Tennessee. In 1991, Mingey returned for three more years at the U.S. Military Academy before joining the Jaguars.

Mingey received a bachelor of science degree in physical education from St. Joseph's College in 1972 and a master of arts in physical education in 1976 from Western Michigan. Mingey was born January 1, 1950 in Chicago.



**BRIAN SIMMONS**  
COLLEGE SCOUT

Brian Simmons was named a regional scout for the Jaguars on June 1, 2009. Simmons scouted the Northeast region of the country for the team from 2009 through 2013 before covering the Mid-Atlantic region and the state of Florida. Simmons was named 2014 AFC Scout of the Year by the Fritz Pollard Alliance. A veteran of 10 years as a player in the NFL, Simmons played linebacker for the Cincinnati Bengals and New Orleans Saints before beginning his career in scouting.

Simmons, 40, was selected 17th overall in the 1998 college draft by the Cincinnati Bengals. He played nine seasons (1998-2006) with the Bengals before spending his final season with the New Orleans Saints in 2007. In 2004, he was selected for the Good Guy Award by the Cincinnati chapter of the Pro Football Writers of America.

A native of New Bern, N.C., Simmons attended the University of North Carolina where he played from 1994-97 and was a team captain and a first-team Consensus All-America selection as a senior. He graduated with a Bachelor of Arts degree in Sociology in 1998, the same year he was inducted into the UNC Football Ring of Honor.

Simmons and his wife, Rachel, have a daughter Brianna, and a son, Tyler.



**JARROD HIGHBERGER**  
COLLEGE SCOUT

Jarrod Highberger was promoted from scouting assistant to college scout on May 6, 2013. He is responsible for scouting the Southwest area of the United States.

Highberger joined the Jaguars in December of the 2010 season as an administrative assistant in the player personnel department following a two-year coaching tenure at Robert Morris University in Pittsburgh, where he served as the quarterbacks coach under Head Coach Joe Walton. The Colonials were Northeast Conference champions in 2010.

A native of Blairsville, Pa., Highberger earned his bachelor's degree in Business Administration from Carnegie Mellon University in Pittsburgh, where he was a four-year starter at quarterback for the Tartans under Head Coach Rich Lackner. He obtained a master's degree from Robert Morris University in Instructional Leadership during his coaching tenure.

Jarrod is married and resides in Pittsburgh.



**JARED KIRKSEY**  
COLLEGE SCOUT

Jared Kirksey is in his eighth season in the NFL and his third season with the Jaguars. Kirksey was originally hired by Jacksonville in May 2013 to serve as the BLESTO Scout for the Jaguars Player Personnel department and was promoted to College Scout prior to the 2014 season. Kirksey serves as the Jaguars' primary college scout in the Northeast, covering Connecticut, New Jersey, Maine, Delaware, New Hampshire, Maryland, Massachusetts, New York, Pennsylvania, Rhode Island and Vermont. Kirksey provides reports on the top players from that area for use by the Jaguars Player Personnel department.

Prior to joining the Jaguars, Kirksey spent three seasons (2010-12) with the Buccaneers and two years before that with the Houston Texans (2008-09), where he served as the college and pro scouting intern. During his time with the Texans, Kirksey was in charge of evaluating specialists (punters, kickers, long snappers) from all 32 teams around the league, among other numerous duties. Kirksey also worked closely with Texans General Manager Rick Smith and Director of Personnel Brian Gardner in evaluating free agents and the status of the organization.

Kirksey played collegiately at the University of Central Florida as a senior in 2007. He was born on July 29, 1985 in Gainesville, Fla. His father, Larry, previously served as the wide receivers coach for the Houston Texans and was the Jaguars wide receivers coach in 2003.



**ANTONIO ROBINSON**  
SCOUTING ASSOCIATE

Antonio Robinson was hired by the Jaguars in May 2013 and is in his third season in the NFL. In his current role, Robinson's duties consist of arranging free agent workouts and college visits, developing "point-of-attack" tape, preparing the team's draft board, coordinating college pro days and evaluating and scouting players. Robinson has nearly three years of coaching experience at the high school level, serving as the running backs coach at Leon High School in Tallahassee, Fla. Robinson was responsible for conducting drills and developing game plans. Robinson graduated from Florida State University in the spring of 2013 with a Bachelor of Science degree in Sports Management. His brother, Anthony, is a scout for the Atlanta Falcons.



**CASEY BELONGIA**  
SCOUTING ASSOCIATE

Casey Belongia is in his first season as a scouting associate after serving as an intern in the Jaguars personnel department following the 2014 regular season and through the 2015 NFL Draft.

Belongia was an intern with the Jaguars equipment staff for the 2014 season and served as an equipment staff intern while in high school with the Green Bay Packers in 2007 and spent seven seasons assisting the club's equipment staff. He graduated from St. Norbert College (De Pere, Wis.) in 2014.





# PLAYER PERSONNEL



## DANA DESJARLAIS

ASSISTANT TO THE GENERAL MANAGER  
AND ADMINISTRATOR OF  
FOOTBALL OPERATIONS



## LESLIE LADD

ADMINISTRATOR OF  
SCOUTING OPERATIONS



## JAGUARS OPEN THE SEASON AT HOME

The Jaguars will open the 2015 regular season at home when they face Carolina on September 13. In their 20-year history, the Jaguars have been victorious in 11 of 20 Kickoff Weekend games (.550 winning pct.), outscoring opponents 393-338. In their nine losses, the Jaguars have been defeated 194-125, an average of 7.7 points. The Jaguars have played at home in 11 of their 20 Kickoff Weekend games with a 7-4 record in Jacksonville. Those home games are shown below in bold:

DATE	OPPONENT	RESULT	SCORE
<b>09/03/95</b>	<b>vs. Houston</b>	L	<b>3-10</b>
<b>09/01/96</b>	<b>vs. Pittsburgh</b>	W	<b>24-9</b>
08/31/97	at Baltimore	W	28-27
09/06/98	at Chicago	W	24-23
<b>09/12/99</b>	<b>vs. San Francisco</b>	W	<b>41-3</b>
09/03/00	at Cleveland	W	27-7
<b>09/09/01</b>	<b>vs. Pittsburgh</b>	W	<b>21-3</b>
<b>09/08/02</b>	<b>vs. Indianapolis</b>	L	<b>25-28</b>
09/07/03	at Carolina	L	23-24
09/12/04	at Buffalo	W	13-10
<b>09/11/05</b>	<b>vs. Seattle</b>	W	<b>26-14</b>
<b>09/10/06</b>	<b>vs. Dallas</b>	W	<b>24-17</b>
<b>09/09/07</b>	<b>vs. Tennessee</b>	L	<b>10-13</b>
09/07/08	at Tennessee	L	10-17
09/13/09	at Indianapolis	L	12-14
<b>09/12/10</b>	<b>vs. Denver</b>	W	<b>24-17</b>
<b>09/11/11</b>	<b>vs. Tennessee</b>	W	<b>16-14</b>
09/09/12	at Minnesota	L	23-26
<b>09/08/13</b>	<b>vs. Kansas City</b>	L	<b>2-28</b>
09/07/14	at Philadelphia	L	17-34
<b>TOTAL:</b>		<b>11-9</b>	<b>393-338</b>







# FOOTBALL OPERATIONS



## TONY KHAN

SENIOR VICE PRESIDENT OF  
FOOTBALL ADMINISTRATION  
AND TECHNOLOGY



Tony Khan was named senior vice president, football technology & analytics for the Jaguars in July of 2012 and is entering his fourth season in that role. Khan arrived in Jacksonville after serving as general manager and a member of the Board of Managers of Bio-Alternative LLC since 2008. Khan, 32, vacated his position at Bio-Alternative in June, 2012 in order to take on his current role.

Under Tony Khan's guidance, the Jaguars created a Football Technology and Analytics group in 2012. In addition to being a valued asset to the coaching and scouting departments, this group also explores new technology and its applications within all areas of the Jaguars organization. These areas include fan experience, player development and injury prevention in addition to game analysis and player evaluation.

In late 2014, Khan also created the statistical research department at the Fulham Football Club, a department that he also currently oversees, with an aim to analyze football player performance and to develop proprietary football performance metrics to aid the club's efforts to gain promotion back into the English Premier League.

Khan also is the owner and chairman of TruMedia Networks, a Boston-based engineering firm specializing in sports analytics solutions for leagues, franchises, and media partners across the sports industry.

Khan graduated from the College of Business at the University of Illinois in 2007 with a Bachelor of Science degree in finance.

Khan grew up in Champaign-Urbana, Ill., where he was born on October 10, 1982. He graduated from the University of Illinois Laboratory High School in 2001, where his graduating class had the highest ACT average of any class at any school in America. He was also an Illinois State Scholar and a National Merit Semifinalist.

The award for dedication to the basketball program at the University of Illinois Laboratory High School is known as the Tony Khan Award.

Khan currently serves on the advisory board of the University of Illinois Laboratory High School. He is single and lives in Jacksonville.

## SKIP RICHARDSON

DIRECTOR OF TEAM SECURITY



A veteran of 23 years in law enforcement, Skip Richardson joined the Jaguars on July 21, 1995. He directs every phase of security for the team, as well as handling security matters involving the NFL office. He works closely with local, state and federal law enforcement agencies. He was a member of the NFL security task force that was established after Sept. 11, 2001. Richardson also worked with Paul Tagliabue's staff regarding security for Super Bowl XXXIX in Jacksonville.

Richardson was previously a police S.W.A.T. team supervisor for the Jacksonville Sheriff's Office and planned security for all special events held in Jacksonville, such as the annual Florida-Georgia game, the Gator Bowl and the Jazz Festival. Richardson retired as a supervisor from the Jacksonville Sheriff's Office in 1995.

He received a degree in criminology from Florida State University. A native of Jacksonville, Richardson is active in the Police Athletic League. Richardson has been active in Big Brothers Big Sisters of Northeast Florida and the Jacksonville Symphony Guild. He is a member of the American Society for Industrial Security, National Association of Chiefs of Police, Stadium Managers Association and the Florida Association of Licensed Investigators.

## TIM WALSH

DIRECTOR OF  
FOOTBALL ADMINISTRATION



Tim Walsh was named the Jaguars' director of football administration in 2007. He is in his 19th year with the Jaguars organization and works closely with General Manager David Caldwell, Head Coach Gus Bradley, as well as Special Assistant to the General Manager John Idzik.

Walsh's responsibilities include managing the Jaguars salary cap, developing the Jaguars strategic planning, crafting contract proposals and parameters, negotiating player contracts and budgeting and coordinating the Jaguars compliance with the NFL's Collective Bargaining Agreement and NFL Player Personnel rules.

Walsh started his NFL career in 1996 with the NFL Management Council, for which he monitored the league-wide salary cap and analyzed NFL player contracts. Walsh graduated summa cum laude in accountancy from the University of Notre Dame and earned his master's degree in sport management from the University of Richmond. He is a member of the Leadership Jacksonville Class of 2012.

## HAMZAH AHMAD

DIRECTOR OF  
FOOTBALL LOGISTICS  
AND FACILITIES



Hamzah Ahmad is in his third season with the Jaguars after being named the director of football logistics & facilities in February 2013. He oversees team logistics, which includes home hotel operations, selecting away game hotels and coordinating the team travel for domestic games and London. He is also responsible for the EverBank Field facility, as it relates to football.

Prior to joining the Jaguars, Ahmad spent the previous eight seasons with the Atlanta Falcons (2005-2012) in various roles, but most recently as the senior event marketing/travel advance coordinator. He began his career as a training camp intern with the Falcons and completed a total of three internships with Atlanta before being hired as a full-time staff member.

Ahmad is originally from Pakistan and moved to Jacksonville with his family when he was 12 years old. He attended high school locally at Nease High School and graduated with a Bachelor of Arts in Business Administration from the University of Florida in 2004. Hamzah and his wife, Brandi, have two sons, Jayden (3) and Mayson (1).

## MARCUS POLLARD

DIRECTOR OF  
PLAYER DEVELOPMENT &  
YOUTH FOOTBALL



Marcus Pollard is in his third season as director of player development and youth football for the Jaguars after being named to the post on March 24, 2013. In his current role, Pollard coordinates all team life skills programming as well as the Jaguars Rookie Club and NFL Rookie Success Program. Pollard works closely with players on continuing education, career internships, professional development, employee assistance and financial education. In addition, Pollard oversees the organization's youth camp programs and is a vital member of the team's community outreach initiatives.

Pollard played 14 seasons (1995-2008) in the NFL as a tight end and spent





# FOOTBALL OPERATIONS



time with Indianapolis, Detroit, Seattle, New England and Atlanta. He earned a roster spot as an undrafted rookie in 1995 with the Colts after a tryout during training camp and played in all but six games for the club over a nine-year span from 1996-2004. He went on to play in 192 games with 131 starts and recorded 349 receptions for 4,280 yards and 40 touchdowns.

A native of Lanett, Ala., Pollard played basketball at Bradley University for two years after transferring from Seward County Community College in Liberal, Kan. He did not play collegiate football.

Following his retirement, Pollard served as an assistant coach at his alma mater, Lanett High School, from 2008-12. He and his wife, Amani, were cast members of the reality television show "The Amazing Race" in 2011. The couple has two sons, Myles Ashton and Micah Jayden, and two daughters, Aja Amani and Ayris Mae.

**ZACH BEISTLINE**

FOOTBALL STATISTICS ANALYST



Zach Beistline is entering his fourth year with the Jaguars. Beistline began as a football operations intern in 2012 before being hired as a football statistics analyst in January 2013. In his current role, Beistline works closely with the coaching and scouting departments on research projects by providing statistical analysis.

Zach graduated from the University of North Carolina in 2012 with a degree in Exercise and Sport Science.

**J.K. LACOSTE**

FOOTBALL LOGISTICS AND  
TEAM TRAVEL ASSOCIATE



**BRANDON ROTH**

FOOTBALL LOGISTICS  
AND ADMINISTRATIVE  
OPERATIONS ASSOCIATE



**KIRSTEN GROHS**

CONTRACT RESEARCH AND  
SALARY CAP ANALYST





# #MOREJAX

JAGUARS.COM



# FOOTBALL OPERATIONS



## JIMMY LUCK

HEAD EQUIPMENT MANAGER



Jimmy Luck is entering his third season as the head equipment manager for the Jaguars after being named to the post on January 28, 2013. In his current role, Luck is responsible for overseeing the distribution, safety and maintenance of player equipment, daily upkeep of the locker room and coordinating travel logistics for all Jaguars-related equipment on road trips. Prior to joining the club, Luck spent nine seasons (2004-12) as assistant equipment manager for the Atlanta Falcons.

Luck's tenure with the Falcons also included time with the Georgia Force of the Arena Football League. Prior to joining the Falcons, Luck served as equipment manager in the college ranks for The Citadel in 2003. He began his career in professional football in 2002 when he served as the equipment manager for the AF2's Charleston Swamp Foxes.

A native of Atlanta, Luck spent three seasons (1996-98) as coordinator of baseball operations for the University of Miami (Fla.). He was a sales rep for Rawlings Sporting Goods, covering Tennessee from 1998 to 2000. Luck graduated from Georgia Tech with a degree in management.

## GEORGE PELLICER

ASSOCIATE EQUIPMENT MANAGER



## RYAN GOWENS

ASSOCIATE EQUIPMENT MANAGER



## KYLE STILLWELL

ASSOCIATE EQUIPMENT MANAGER



## MIKE PERKINS

DIRECTOR OF FOOTBALL TECHNOLOGY



Mike Perkins marks his 22nd season with the Jaguars in 2015. His primary role is overseeing the football technology department for football operations, but he has worn many hats since joining the Jaguars in 1994. The football technology department manages all IT needs for the football side of the organization.

After 18 years as the Jaguars' video director, Perkins was promoted in 2012 to his new role as director of football technology. Perkins' duties included the design and construction of the Jaguars' locker room upgrade at EverBank Field, in addition to design, planning and implementation of office space and technology for the football facilities.

In 2013, he served as project manager for phase two of the construction, bringing a new training room, rehab room and coaches offices on-line. He also oversaw the design and construction of the new Jaguars football facilities. Another new initiative under Perkins' direction was the implementation of iPads for use by all coaches, scouts and players to view practice and game video. His group is also incorporating a new scouting system with the iPad implementation to increase efficiency.

Perkins' responsibilities continue to include the shooting, compiling and editing of all game and practice video for coaches' and scouting analysis, cataloging NFL and college game video and producing "cut-ups." He also manages all video equipment and design of the Jaguars' video department, including applying the team's state-of-the art XOS editing system, and researching new technologies as they come available.

One of six current staff members who joined the franchise in 1994, Perkins was hired by the Jaguars on May 12, 1994, after serving as video coordinator for three years at Syracuse University. Prior to that, he served with the Tampa Bay Buccaneers as assistant video director from 1987-90. Perkins was born May 24, 1967, in Tuscaloosa, Ala. Perkins and his wife, Jennifer, and sons Tyler and Barrett live in Jacksonville.

## MIKE STOEBER

ASSOCIATE DIRECTOR OF FOOTBALL TECHNOLOGY



## JEREMY POOL

ASSOCIATE VIDEO DIRECTOR



## CHRIS REIER

ASSOCIATE VIDEO DIRECTOR







# JAGUARS MEDICAL STAFF



## SCOTT TRULOCK

HEAD ATHLETIC TRAINER



Scott Trulock was hired as the Jaguars head athletic trainer on February 10, 2014 and is entering his second season with the organization. Trulock, who spent the previous seven seasons as the head athletic trainer for the University of North Carolina's football program, joined the Jaguars with 11 years of NFL experience. As the head athletic trainer for UNC's football program since 2007, Trulock oversaw a staff of two full-time assistants and two graduate assistants. Trulock was tasked with maintaining the health of Carolina's football student-athletes and rehabilitating injuries quickly and successfully.

Trulock began his career in the NFL as an assistant athletic trainer with the Philadelphia Eagles from 1996-98. Trulock then worked for the San Diego Chargers from 1999-2001 before joining the Tampa Bay Buccaneers as the director of rehabilitation from 2002-03. Trulock won a Super Bowl ring in 2002 when the Buccaneers defeated the Raiders in Super Bowl XXXVII. Trulock spent three seasons (2004-06) as an assistant athletic trainer with the Denver Broncos. During his tenure in the NFL, Trulock was a member of the Professional Football Athletic Trainers' Society (PFATS). In the PFATS, Trulock served as the director of research for the research and education foundation. In this role, Trulock was responsible for spearheading the surveillance of injury data in order to establish trends in injury patterns to NFL players. Additionally, Trulock presented this information at many local, state and national meetings.

Trulock received his master's degree in athletic training from UNC in 1996. Returning to Carolina as the football program's head athletic trainer in 2007 presented Trulock with the opportunity to re-join one of the top sports medicine programs in the country. As an advocate for research dating back to his days in the master's program, Trulock utilized the full complement of physicians, faculty and researchers in the sports medicine department to provide cutting edge healthcare for UNC's football student-athletes.

Trulock, a native of Orlando, Fla., earned his undergraduate degree in sports medicine from Valdosta State in 1994. Scott and his wife, Jamie, have two daughters, Corinne and Riley.

## JUSTIN BLAND

ASSOCIATE ATHLETIC TRAINER



## ROD SCOTT

ASSOCIATE ATHLETIC TRAINER



## ROBERT HOENSHEL

ASSOCIATE ATHLETIC TRAINER / PHYSICAL THERAPIST



## DR. KEVIN KAPLAN

HEAD TEAM PHYSICIAN,  
ORTHOPAEDIC SURGEON



Dr. Kevin Kaplan is in his third season as the Jaguars' head team physician after serving as the Jaguars' associate orthopaedic surgeon from 2009-13. He is responsible for all orthopaedic matters dealing with injuries to the musculoskeletal system.

Dr. Kaplan is board certified in Orthopaedic Surgery with a specialty certification in Sports Medicine and maintains a private practice at the San Marco location of the Jacksonville Orthopaedic Institute. He completed his orthopaedic residency at the New York University Hospital for Joint Diseases and a fellowship at the Kerlan Jobe Orthopaedic Clinic in Los Angeles. During his fellowship, Dr. Kaplan served as an assistant team physician for the Los Angeles Lakers, Dodgers, Kings and Anaheim Ducks.

He is a member of the NFL Physician Society, the American Academy of Orthopaedic Surgeons, and the American Orthopaedic Society for Sports Medicine. Dr. Kaplan is also a team physician for the Jacksonville Sharks, Jacksonville University, University of North Florida and Atlantic Coast High School.

## DR. MICHAEL YORIO

PHYSICIAN, INTERNAL MEDICINE



Dr. Michael Yorio is in his second season as the team's internal medicine physician. He is responsible for all matters dealing with illnesses and non-orthopaedic injuries.

Dr. Yorio is board-certified in Internal Medicine and Sports Medicine. He sees patients at the San Marco office of Jacksonville Orthopaedic Institute. Prior to arriving in Jacksonville, Dr. Yorio served as the director, player medical services for the U.S. Open Tennis Championships in Flushing Meadows, N.Y. He was also team physician for the New York Islanders of the National Hockey League, and has served as team physician for the University of Maryland at College Park, Hofstra University and Molloy College.



### DR. STEVEN CRENSHAW

Associate Orthopaedic Surgeon




### DR. NIGEL SPARKS

Associate Orthopaedic Surgeon



### DR. RICHARD SALKO

Team Dentist




### DR. FRANCISCO RODRIGUEZ

Radiologist



### ANTHONY ISELBORN

Team Chiropractor



### DAVID ROUSE

Team Chiropractor





# JAGUARS FRONT OFFICE



**ALISA ABBOTT**  
Executive Assistant to the  
Owner and President



**GENYA ADESSO**  
Director, Marketing



**SARAH ALOFS**  
Senior Manager, Marketing  
Strategy



**DAVID ALTMAN**  
Manager, Premium Seating  
& Suites



**KELLY BAISEY**  
Member Relations and  
Retention Coordinator



**LAUREN BAKER**  
Account Manager,  
Partnerships



**LANI BINNIE**  
Employee Operations and  
Compliance Counsel



**TIM BISHKO**  
Director, Ticket Operations



**KELLEN BLUMBERG**  
Business Strategy Analyst



**ANNE BOCCUZZI**  
Director, Partner Relations



**NIKKI BOWEY**  
Manager, Member  
Relations and Retention



**ALEX BROOKS**  
Public Relations Coordinator



**RESHAD BROWN**  
Graphic Designer



**CHRIS BURDETT**  
Senior Digital Media Manager



**CARLOS CACERES**  
Production Manager



**MEGHAN CAREY**  
Payroll and Benefits Analysis



**JOHN CASCIO**  
Lead Designer



**KITTY CASH**  
Office Manager



**DANIEL CAUDY**  
Account Manager,  
Partnerships



**ERIC CHAVES**  
Account Manager, Ticket  
Sales



**SPENSER COOP**  
Marketing Coordinator



**TARA CRISP**  
Senior Member Relations  
Specialist



**TAYLOR CRUSOE**  
Member Relations Specialist



**JASON DEAN**  
Manager, Technology  
Services



**DAVE DECANDIS**  
Associate Video Producer



**MIKE DEMARTINO**  
Vice President,  
Corporate Partnerships



**BRIAN D'ERRICO**  
Assistant Controller



**TAD DICKMAN**  
Public Relations Manager



**SHAWN DUBROW**  
Assistant Manager, Inside  
Sales



**KATHLEEN DWULET**  
Account Coordinator,  
Partnerships



**ABBY ELDER**  
Coordinator, Cheerleading  
and Mascot Events



**TRACEY EVANS**  
Director, Events



**BRADLEY FAIN**  
Group Sales Representative



**JEFF ENGLAND**  
Champions Club Coordinator



**SEAN FLOOD**  
Director, Ticket Sales and  
Service



**JOE FORTUNATO**  
Manager, Radio



**JORDAN FOXWORTH**  
Receptionist



**BEN FREY**  
Grassroots Marketing  
Coordinator



**RONALD GILBERT**  
Database & Sales Support  
Analyst



**ABHYONA GRANT**  
Member Relations Specialist



**SHANNON GRAY**  
Database and Applications  
Development Manager



**CLAY GREENHAW**  
Gameday Producer





# JAGUARS FRONT OFFICE




**JESSICA GRIFFIN**  
Member Relations Specialist



**JOSEPH GROVES**  
Graphic Designer



**ANTHONY HENDRICKS**  
Account Manager, Ticket Sales



**GREG HOLLBACK**  
Group Sales Representative



**HEATHER HOLTZENDORF**  
Member Relations Specialist




**CARY JOHNS**  
Manager, Payroll and Benefit Plans



**JESSICA JONES**  
Director, Employee Relations



**PATRICK KAVANAGH**  
Executive Producer



**BEN KRAKOWER**  
Account Manager, Ticket Sales



**BRYAN KUPFER**  
Ticket Operations Specialist




**KEVIN LANAHAN**  
Manager, Office Logistics



**ARRI LANDSMAN-ROOS**  
Director, Business Strategy



**DONNY LAWSON**  
Account Manager, Ticket Sales



**JEFF LESSNER**  
Director, Corporate Partnerships



**RYAN LOHNES**  
Account Manager, Ticket Sales



**ANDREW MALLORY**  
Marketing Coordinator



**BRENDA MALLORY**  
Receptionist



**TERESA MICHAEL**  
Executive Assistant



**CARL MIKLAS**  
Director, Finance and Funding Development



**JEFF MIRANDA**  
Database & Sales Support Manager



**JEAN MITCHELL**  
Account Manager, Partnerships



**JONATHAN MORICI**  
Ticket Operations Specialist



**BRENDAN MORRISON**  
Coordinator, Event Operations



**BRANDON NAIDUS**  
Social Media Coordinator



**ANGIE NIX**  
Director, Guest Services



**LAURA OAKES**  
UK Sponsorship Director




**MURPHY O'BRIEN**  
Group Sales Representative



**BRENDA O'DELL**  
Accounts Payable Coordinator



**JOHN OEHSER**  
Senior Writer



**CARLOS OLIVERA**  
Digital Media Coordinator



**MICHAEL POTTS**  
Network and Systems Administrator



**SAMANTHA REED**  
Member Relations Specialist



**JAMAL REGISTER**  
Group Sales Representative



**RUSSELL RENDON**  
Manager, Ticket Sales



**MATT RICKOFF**  
Director, Corporate Partnerships



**RYAN ROBINSON**  
Director, Public Relations



**CHELSEA ROBY**  
Account Coordinator, Partnerships




**LARRY ROSEN**  
Senior Executive Video Producer



**CASSIE SADOWITZ**  
Deputy General Counsel



**LISA SAHI-KIRAL**  
Administrative Assistant & Grants Manager



**DAVID SCORDO**  
Account Manager, Ticket Sales



**JIM SCOTT**  
Senior Manager, Ticket Operations



# JAGUARS FRONT OFFICE




**BRIAN SEXTON**  
Senior Correspondent



**J.P. SHADRICK**  
Reporter / Editor,  
Jaguars.com




**ALEX SHEPARD**  
Coordinator, Events and  
Mascot Operations



**RENZO SHEPPARD**  
Community Relations  
Manager



**MARK SIROTA**  
Director, Financial Planning  
& Analysis



**T.J. STREIT**  
Account Executive,  
Partnerships



**BLAKE STUART**  
Video Production  
Coordinator



**EVERETT SULLIVAN**  
Cinematography Director



**CHRIS SUTTON**  
Manager, Community  
Partnerships



**SARAH TARBETT**  
Senior Manager, Guest  
Services



**T-NEISHA TATE**  
Program Coordinator



**NATASHA THOMAS**  
Accounts Receivable  
Coordinator



**SAM THOMPSON**  
Control Room Engineer



**ANDREW TORRACO**  
Account Manager, Ticket  
Sales



**JOE TOTH**  
Senior Inside Sales  
Representative



**JENN TOY**  
Manager, Events &  
Entertainment



**WILL TUTWILER**  
Manager, Financial Planning  
& Analysis



**MILENA VASCONCELOS**  
Community and Events  
Coordinator



**KATIE VAUGHN**  
Communications Manager



**MIKE WEBB**  
Director, Information  
Technology



**DEBYE WHELCHER**  
Controller



**MATT WOODS**  
Senior Account Executive,  
Partnerships



**CHRIS YEITER**  
Help Desk Technician



**JUSTIN YOUNGMANS**  
Director, Corporate  
Partnerships



**CHRISTY STECHMAN ZYNDA**  
Associate Director,  
Cheerleading, Promotions & Programs



# GET THE CARD THAT YIELDS TO NO ONE

THE JAGUARS VISA® DEBIT CARD, AVAILABLE EXCLUSIVELY AT EVERBANK

## EARNING MORE NEVER LOOKED SO GOOD

To get your free Jags Debit Card today, simply ask for it when opening our Yield Pledge® Checking Account. Then prepare to be rewarded for this wise decision in a number of different ways, including directly in your wallet.

- Earn more with yields promised to be in the top 5% of Competitive Accounts, always<sup>1</sup>
- Stay in close contact with your money and earnings via our free online and mobile banking services
- Access ATMs across the country and get fully reimbursed for all ATM fees when you maintain a \$5K minimum balance<sup>2</sup>



**Visit a local financial center  
to open your account**

904.623.3837 | [everbank.com/jagscard](http://everbank.com/jagscard)



1. EverBank promises that the yield on your Yield Pledge® Checking and/or Money Market Account will stay in the Top 5% of Competitive Accounts based on Bankrate Monitor National Index survey data from the last week of each month. "Competitive Accounts" are similar accounts from the 10 largest banks and thrifts in 10 large U.S. banking markets. This includes data from the 5 largest banks and 5 largest thrifts in each market, except in markets without 5 banks and 5 thrifts. Each week Bankrate.com surveys these institutions and distributes its results on a paid subscription basis. Not all institutions report each week. EverBank reserves the right to change its Yield Pledge calculation method as necessary to accommodate changes in Bankrate's survey methodology at any time.
2. EverBank does not charge ATM fees. EverBank automatically reimburses ATM fees paid at other U.S. ATMs every month on accounts with a minimum average daily balance of \$5,000. Reimbursement subject to termination for fraud or abuse.



15EBF0021

© 2014-2015 EverBank. All rights reserved.



# 2015 PLAYER BIOS








# VETERANS



93

## TYSON ALUALU



DEFENSIVE END

6-3 295 LBS.

CALIFORNIA

BORN MAY 12, 1987

HONOLULU, HAWAII

ACQ: 1ST ROUND OF 2010 DRAFT (10TH)

EXP: 6TH YEAR

**GAMES PLAYED/STARTED:** 2010 (16/16), 2011 (16/16), 2012 (16/16), 2013 (16/16), 2014 (16/0)

**NFL TOTALS:** 80 games, 64 starts

**POSTSEASON TOTALS:** 0 games, 0 starts

**TRANSACTIONS:** Originally drafted by Jacksonville in the first round (10th overall) of the 2010 draft.

**PRO:** Former first-round pick started all 64 games (48 at DT, 16 at DE) to begin his career, tied for the sixth-longest streak in franchise history, and played in all 80 games ... Career totals include 314 tackles (176 solo), 13.0 sacks, 19 tackles for loss, six passes defended and one fumble recovery ... Has 68 career QB pressures with 20 as a rookie, 22 in 2011, 13 in 2012, 8 in 2013 and 5 in 2014 ... Posted career-high 3.5 sacks in 2010 and 2012 ... Was the only defensive player to start all 16 games for the Jaguars from 2010-13 ... Joined Terrance Knighton as only two defensive linemen in franchise history to start all 16 games as a rookie ... Became first player drafted by the Jaguars from the University of California and was highest drafted player in school history since Andre Carter was taken with the seventh overall pick by San Francisco in 2001... Was one of five defensive tackles taken in the first round and the third overall, behind Ndamukong Suh and Gerald McCoy ... Played in 2010 Senior Bowl and recorded a sack ... Last name pronounced AH-lu AH-lu ...

**2014:** Played all 16 games as part of DL rotation and totaled 30 tackles (13 solo), two sacks, two tackles for loss and five QB hits ... **9/14 at WAS:** Tied for second on the team with a season-high seven tackles (three solo) ... **10/26 vs. MIA:** Had three tackles (two solo) and one QB hit ... **11/2 at CIN:** Totaled four assisted tackles ... **11/30 vs. NYG:** Registered first sack of the season, taking down Eli Manning for a one-yard loss in the fourth quarter. Finished with two QB pressures ... **12/14 at BAL:** Had four tackles in reserve role ... **12/28 at HOU:** Registered a sack of Case Keenum in the second quarter, his second of the season ...

**2013:** Started all 16 games for the fourth consecutive season ... One of only three defensive players (Jason Babin, Sen'Derrick Marks) and five players overall to start all 16 games ... Made transition from DT to DE in offseason ... Finished with 44 tackles (34 solo), 1.5 sacks, eight QB pressures, three tackles for loss and one pass defended ... Made first career start at DE on **9/8 vs. KC** ... Started at DE on **9/15 at OAK** and produced four tackles (two solo) and split a sack with DE Brandon Deaderick ... **9/29 vs. IND:** Sacked Andrew Luck for a 10-yard loss in the second quarter. Added two QB hits ... Had a season-high six solo tackles on **10/20 vs. SD** ... **12/5 vs. HOU:** Talled three solo tackles and tied for the team-lead with two QB hits ... **12/15 vs. BUF:** Matched his season-high with six tackles (four solo), one tackle for loss and one QB hit ...

**2012:** Started all 16 games for the third consecutive season ... Produced a career-high 82 tackles (36 solo) and led team with 3.5 sacks ... Added three tackles for loss and 13 QB pressures ... **9/9 at MIN:** Recorded five tackles in the season-opener and logged his seventh career sack in the third quarter off Christian Ponder ... **10/21 at OAK:** Had four tackles (two solo) with one QB pressure and one fumble recovery ... **11/8 vs. IND:** Talled seven tackles (four solo) with two QB pressures. Sacked Andrew Luck in the first quarter, his eighth career sack and second of the season ... Made 10 tackles (three solo) on **12/2 at BUF** and followed with seven tackles on **12/9 vs. NYJ** ... **12/16 at MIA:** Split a sack with DE Jason Babin of Ryan Tannehill ... **12/23 vs. NE:** Started at DT and made four tackles (two solo) with one sack and one QB pressure. Sacked Tom Brady in the fourth quarter ...

**2011:** Started all 16 games at DT for the second consecutive season ... Compiled 81 tackles (43 solo) along with 2.5 sacks, four tackles for loss, one fumble recovery and two passes defended ... Ranked second on the club with 22 QB pressures ... One of eight players to start all 16 games, one of only five defensive players ... **9/25 at CAR:** Established a career-high with 11 tackles along with two tackles for loss and one pass defended ... **10/6 at PIT:** Sacked QB Ben Roethlisberger for a three-yard loss in the fourth quarter and totaled six tackles ... **10/30 at HOU:** Tied his career-high with 11 tackles and added two QB pressures ... **11/13 at IND:** Recovered a fumble by QB Dan Orlovsky in the fourth quarter which led to a Jaguars TD which sealed the victory ... **11/20 at CLE:** Split a sack with LB Russell Allen on QB Colt McCoy in the fourth quarter ... **12/11 vs. TB:** Produced three solo tackles, one sack and one QB pressure.

**2010:** Started all 16 games as a rookie at DT, joining 2009 third-round pick Terrance Knighton as the only two DL in franchise history to accomplish the

feat ... Ranked tied for second on team with 3.5 sacks and third with seven tackles for loss ... Totaled 77 tackles (50 solo), three passes defended and 20 QB pressures ... **9/12 vs. DEN:** Only rookie to start on opening day for the Jaguars and finished with seven tackles, one QB hit and first career sacks ... Sacked Kyle Orton for a six-yard loss in the second quarter ... **9/26 vs. PHI:** Recorded eight tackles and split a sack with Knighton in the third quarter ... **10/31 at DAL:** Compiled six tackles, one sack, one tackle for loss and two QB hits ... **11/21 vs. CLE:** Registered a sack for the second time in three games.

**COLLEGE:** Four-year letterman, playing in 52 games with 40 starts ... Never missed a game and started 39 consecutive games to complete his career ... Played DE and DT in 3-4 scheme ... Career totals include 195 tackles, 26 tackles for loss, 16 sacks, seven passes defended, four forced fumbles and four fumble recoveries ... Added one INT, 11 QB pressures and one blocked kick ... Three-time winner of the Brick Muller Award as team's most valuable defensive lineman ... Signed with California prior to 2005 season but enrolled in January of 2006 ... Started all 13 games as a senior at LDE in 3-4 defense for the third consecutive season ... Led All-Pac-10 linemen with career-high 65 tackles ... First-team All-Pac 10 selection ... Added a team-high 7.5 sacks and 11.5 tackles for loss ... Served as team captain ... Started all 13 games as a junior ... Posted 62 tackles, six sacks and 11 tackles for loss ... Earned second-team All-Pac 10 honors ... Started all 13 games as a sophomore for the first time in his career, mainly at DE in 3-4 defense ... Led DL with 52 tackles including 3.5 for loss ... Added 2.5 sacks, one INT and team-high four fumble recoveries ... Appeared in all 13 games as a true freshman with one start ... Majored in ethnic studies.


**PERSONAL:** Married (Desire) with sons, Tyree and Tydes, and daughter, Dereon ... Resides in Jacksonville ... Attended St. Louis High School in Honolulu ... School also produced current NFL players Olin Kreutz (Chicago), Dominic Raiola (Detroit) and former NFL running back Chris Fuamatu-Ma'afala among others ... Ranked as No. 2 player in state in 2005 by Rivals.com ... Parents are Ta'avao and Leva'a'i Alualu ... Has seven sisters: Taimane-Ruta, Tanya, Tasia, Tatiana, Timena, Trinity and Trust, and one brother, Tupu ... Fourth member of his family to play college football. His uncle, Tupu Alualu played at Hawaii, cousin Ben Alualu played at Arizona and cousin, Tyrone Alualu, played at Laney College ... Lives by the motto "God first, and everything else will fall into place" ... Full name: Tyson Asi Alualu.

## ALUALU'S REGULAR SEASON STATISTICS

YEAR	TEAM	GP/GS	TKL	SOLO	ASST	ST	SACKS	FF	FR	PD	TFL
2010	JAX	16/16	77	50	27	0	3.5	0	0	3	7
2011	JAX	16/16	81	43	38	0	2.5	0	1	2	4
2012	JAX	16/16	82	36	46	0	3.5	0	0	0	3
2013	JAX	16/16	44	34	10	0	1.5	0	0	1	3
2014	JAX	16/0	30	13	17	0	2.0	0	0	0	2
<b>NFL totals:</b>		<b>5 yrs. 80/64</b>	<b>314</b>	<b>176</b>	<b>138</b>	<b>0</b>	<b>13.0</b>	<b>0</b>	<b>1</b>	<b>6</b>	<b>19</b>

19

## BRYAN ANGER



PUNTER

6-3 202 LBS.

CALIFORNIA

BORN OCTOBER 6, 1988

CAMARILLO, CALIFORNIA

ACQ: 3RD ROUND OF 2012 DRAFT (70TH)

EXP: 4TH YEAR

**GAMES PLAYED/STARTED:** 2012 (16/0), 2013 (16/0), 2014 (16/0)

**NFL TOTALS:** 48 games, 0 starts

**POSTSEASON TOTALS:** 0 games, 0 starts

**TRANSACTIONS:** Originally drafted by Jacksonville in the third round (70th overall) of the 2012 draft.

**PRO:** Has played in all 48 games after being selected in the third round of the 2012 draft ... Ranks first in franchise history in career punting average (47.0) and net punting average (40.3) while his 280 career punts are third-most in team history ... Ranks third in team history with 87 punts inside the 20 ... Holds top two marks in team history for single season gross average, net average and most punts in a season with 95 in 2013 and 94 in 2014 ... Recorded 31 punts inside the 20 in each of his first two seasons, the third-most in team history ... Of his 280 career punts, 96 went for 50-plus yards and 24 for 60-plus yards ... Has five of the 12 longest punts in franchise history including a career-long 73-yarder on Nov. 4, 2012 against Detroit ... Set NFL rookie records and franchise records in 2012 for gross and net punting, finishing with a 47.8-yard average and 40.8-yard net on 91 punts ... Selected with the 70th overall pick in the third round, the highest a punter has been selected in the NFL draft since 1995 (Todd Sauerbrun, 54th overall, Chicago) ... Highest drafted specialist in Jaguars history and fifth overall, and third punter selected



# VETERANS



overall (David Leaverton, 5th round, 2001; Adam Podlesh, 4th round, 2007) ...

**2014:** Saw action in all 16 games as punter and holder ... Ranked second in NFL with 94 punts for 4,464 yards and 47.9-yard average ... Had a 39.6-yard net average with 25 punts downed inside the 20 ... Ranked second in team history for a season in punts and gross average ... **9/7 at PHI:** Opened season with eight punts for a 46.5-yard average and 38.8-yard net with two downed inside the 20 ... **9/14 at WAS:** Punted eight times for the second consecutive game and totaled a 47.9-yard average and 40.5-yard net. Had five punts of 50-plus yards and two downed inside the 20... **10/12 at TEN:** Had six punts for 47.7-yard average and 41.7-yard net with long of 64 ... **10/19 vs. CLE:** Matched his season-high with eight punts for 345 yards (43.1 avg.) for a 37.4-yard net. Had three punts downed inside the 20 ... **10/26 vs. MIA:** Punted four times for 46.8-yard average and 44.3-yard net with two downed inside the 20. Three of his four punts went for 50-plus yards ... **11/23 at IND:** Totaled 49.4-yard average, 42.6-yard net, on seven punts with three downed inside the 20 ... **11/30 vs. NYG:** Had a season-high 45.6-yard net average on seven punts. Had four punts of 50-plus yards including season-long 66-yarder ... **12/14 at BAL:** Totaled five punts for 53.4-yard average with a season long of 69 yards. Completed a 19-yard pass to Will Ta'ufou in the third quarter on fourth down ...

**2013:** Served as the punter and holder in all 16 games ... Finished with a franchise-record 95 punts for a 45.7-yard average and 40.5-yard net ... Matched his career-high with 31 punts inside the 20 ... **9/8 vs. KC:** Set a franchise record with 11 punts for a 50.5-yard average and 41.5-yard net average. Had two punts downed inside the 20 ... **9/15 at OAK:** Punted eight times for 349 yards (43.6 avg.) and 39.5-yard net average. Had three punts downed inside the 20. His 19 punts through the first two games were most in team history ... **10/6 at STL:** Had five punts for a 48.2-yard average with a long of 54. Matched his season-best with a 45.2-yard net average for the second consecutive week ... **11/10 at TEN:** Had his fifth game of the season with at least seven punts, totaling a 43.4-yard average, 38.4-yard net, on seven punts. Had three punts downed inside the 20 ... **11/17 vs. ARI:** Had a career-high six of eight punts downed inside the 20. Finished with a 47.8-yard average and 45.0-yard net with a long of 58 yards ... **12/1 at CLE:** Downed four of seven punts inside the 20. Finished with a 43.7-yard average and 33.9-yard net ... **12/22 vs. TEN:** Had four punts for a 45.5-yard average and a season-best 45.8-yard net ...

**2012:** Appeared in all 16 games as a punter and also served as holder ... Punted 91 times for 4,353 yards (47.8 avg.) and 40.8 net with 31 punts inside the 20 ... Set NFL rookie and team records for gross and net average ... Ranked third in the NFL with 40 punts of 50-plus yards, sixth with a 47.8-yard average and seventh with a 42.4-yard net average ... **9/9 at MIN:** Made NFL debut with four punts for a 53.5 yard average (net 43.0) ... **9/16 vs. HOU:** Punted nine times for a 52.6 yard average (net 43.5) with a long of 60 and three downed inside the 20. Made one tackle. The nine punts tied for the second-most in team history for a game ... **9/23 at IND:** Had six punts for a 53.5 average (net 45.3) with a long of 66 and one downed inside the 20. The second quarter 66-yard punt was the fifth-longest in franchise history. Made one tackle ... **10/21 at OAK:** Called on for nine punts and finished with a 42.1 average (net 39.2) with a long of 55 ... **10/28 at GB:** Had a second quarter punt blocked by Davon House and recovered in the end zone by Dezman Moses for a TD. Produced a 40.6 average (net 30.5) on five punts with a long of 57 ... **11/4 vs. DET:** Recorded a career-long 73-yard punt in the first quarter, the fourth-longest in franchise history. Finished with a 50.5 average (50.5 net) on four punts ... **12/9 vs. NYJ:** Had eight punts for a 45.4 average (43.1 net) with a long of 55 and five downed inside the 20 ... **12/30 at TEN:** Had two of his five punts (46.4 avg.) returned for touchdowns by Darius Reynaud in season-finale.

**COLLEGE:** Four-year letterman, playing in 51 games ... Became only second player in school history to earn first-team all-conference honors in three straight seasons ... Punted 255 times for 11,094 yards (43.5 avg.) and 38.2-yard net ... His 43.5-yard career average ranked second in school history and sixth in Pac-12 Conference history ... Finished career with 90 of his 255 punts (35.3 pct.) downed inside the 20-yard line ... Had a 43.5-yard gross average, the second-best in school history ... Set school record as a junior with a 45.6-yard gross average ... Received the College Football Performance Awards' Elite Punter Trophy for his combined performance during the 2010 and '11 campaigns ... Credited with four of the 12 longest punts in school history including a career-long 76-yard punt at Stanford as a freshman ... Only player in school history to win the J. Scott Duncan Award as Cal's Most Valuable Special Teams Player for three straight seasons ... Recorded 53 punts for 44.2-yard average and career-best 39.7 net as a senior... Earned All-Pac 12 Conference first-team honors by the coaches ... Had 19 punts downed inside the 20-yard line, 13 fair catches and 17 returns for 100 yards ... Candidate for the Campbell Trophy, often referred to as the "Academic Heisman," and the Lowe's Senior Class Award ... Punted 62 times for 45.6-yard average and 39.1 net as a junior... Set 23-year old school single-season record for gross average, the sixth-highest in the nation ... His 39.1-yard net average ranked third in the nation ... Named to the All-Pac 10 Conference first-team by the coaches, joining Nick Harris (1999-2000) as the only punters in school history to earn all-conference honors in consecutive seasons ... Placed 21 punts inside the 20-yard line ... All-Pac 10 first-team selection as a sophomore ... Punted 69 times for 2,861 yards (41.5 avg.) ... Served as punter as a redshirt freshman ... Finished with 3,063 yards on 71 punts for a 43.1-yard average and 37.2 net ... Graduated in December of 2011 with a bachelor's degree in

integrative biology.

**PERSONAL:** Attended Camarillo (Calif.) High School ... Did not begin punting until junior season ... Was named first-team All-America by EA Sports and USA Today as a senior ... Averaged 41.8 yards per punt with 11 punts downed inside the 20-yard line ... Listed as nation's second-best punter by Rivals.com ... Also saw action at WR and finished with 42 receptions for 678 yards and six TDs as a senior ... Selected as school's Scholar Athlete of the Year ... Son of Jean and Mike Anger ... Brother, Michael Jr. played football at San Diego and soccer at UC Irvine ... Full name: Bryan Corey Anger.

## ANGER'S REGULAR SEASON STATISTICS


YEAR	TEAM	GP	PUNTS	YARDS	GROSS AVG.	FC	NET AVG.	IN 20	LG	BLK
2012	JAX	16	91	4,353	47.8	29	40.8	31	73	1
2013	JAX	16	95	4,338	45.7	22	40.5	31	61	0
2014	JAX	16	94	4,464	47.5	20	39.6	25	69	2
<b>NFL totals: 3 yrs.</b>		<b>48</b>	<b>280</b>	<b>13,155</b>	<b>47.0</b>	<b>71</b>	<b>40.3</b>	<b>87</b>	<b>73</b>	<b>3</b>

**68**

**ZANE BEADLES**

PRO BOWL 2012

GUARD  
6-4 305 LBS.  
UTAH  
BORN NOVEMBER 19, 1986  
CASPER, WYOMING  
ACQ: UNRESTRICTED FREE AGENT (DENVER) 2014  
EXP: 6TH YEAR



**GAMES PLAYED/STARTED:** 2010 (16/14), 2011 (16/16, 2/2), 2012 (16/16, 1/1), 2013 (16/16, 3/3), 2014 (16/16)

**NFL TOTALS:** 80 games, 78 starts

**JAGUARS TOTALS:** 15 games, 15 starts

**POSTSEASON TOTALS:** 7 games, 7 starts

**TRANSACTIONS:** Originally drafted by Denver in the second round (45th overall) of the 2010 NFL draft on 7/27/10 ... Signed by Jacksonville as an unrestricted free agent on 3/11/14.

**PRO:** Sixth-year offensive guard has not missed a game in his career, starting 78 (70 at LG, eight at RT) of 80 games ... Spent first four seasons with Denver before signing with the Jaguars as an unrestricted free agent in 2014 ... Earned his first Pro Bowl selection in 2012 after allowing just one sack and finishing the season as the only Broncos player to participate in every offensive or defensive snap ... Named the Broncos' Walter Payton Man of the Year nominee for his work in the community during the 2012 season ... One of eight current Jaguars who has played in a Super Bowl (XLVIII with Denver) ... Opened all 16 games during the 2011 regular season and started both playoff contests, helping the league's top rushing offense (164.5 ypg.) set the franchise single-season rushing mark ... Named to The Sporting News' All-Rookie Team in 2010 after opening eight contests at left guard and six contests at right tackle, becoming the first NFL rookie since Andre Gurode (Dal., 2002) to start at least six games at two of the three positions along the offensive line (C, G, T) ... Called for just four holding penalties during his first three NFL seasons ...

**2014:** Started all 16 games at LG in his first season with the Jaguars ... Joined Luke Joeckel as only OL to start every game ... **9/7 at PHI:** Made Jaguars debut with start at LG ... Helped pave the way on **10/19 vs. CLE** for an offense that rushed for a season-high 185 yards on 35 carries and 176 yards on **10/26 vs. MIA**, the first time since 2010 the club eclipsed 150-plus rushing yards in back-to-back games ... Started at LG on **12/28 at HOU** and was part of OL that helped team produce 121 yards on 14 carries (8.6 avg.) ...

**2013:** Started all 16 regular-season games for the third-straight season ... Was part of an offensive line unit that allowed the fewest sacks (20) in the NFL, as well as the most games allowing zero sacks (6) ... Was a member of an offensive line group that was named a collective offensive player of the week by Sports Illustrated's Peter King for its performance in which it allowed zero sacks and zero quarterback hits against the NFL's top-ranked sack defense on **11/17 vs. K.C.** ... Started all three postseason contests ... Part of an offensive line that did not allow a sack in Denver's divisional-round win on **1/12 vs. S.D.** ... Part of an offensive line that did not allow a sack or a QB hit in the AFC Championship game on **1/19 vs. N.E.** ...

**2012:** Started all 16 regular-season games at LG for the second consecutive season and was selected to play in his first career Pro Bowl ... Was the only Bronco to play every offensive or defensive snap and allowed just one sack on the season ... Named the Broncos' Walter Payton Man of the Year nominee for his efforts in the community ... Was one of four starting guards to not allow a sack through the first 13 weeks of the season ... Threw a key block down the field on wide receiver Demaryius Thomas' 71-yard touchdown catch-and-run on **9/9 vs. PIT** that marked QB Peyton Manning's 400th career touchdown pass ...





# VETERANS



Started at left guard in Denver AFC Divisional Playoff game on 1/12 vs. BAL ...

**2011:** Started all 16 regular-season games and both playoff contests for Denver at left guard ... Part of the only offensive line in the NFL to open every regular-season game with the same five individuals ... Helped the Broncos finish first in the league in rushing with a team-record 164.5 yards per game on the ground ...

**2010:** Selected by the Broncos in the second round (45th overall) of the 2010 NFL Draft ... Appeared in all 16 games (14 starts), opening six contests at RT before starting the final eight games at LG ... Became the first rookie since Andre Gurode (Dal., 2002) to start at least six games at two of the three positions along the offensive line (C, G, T) ... Was one of six NFL rookie offensive linemen to start at least 14 games in 2010, earning him a spot on The Sporting News' All-Rookie Team ... Called for just two penalties (15 yds.) during the season ... Started at RT on 9/12 at JAX.

**COLLEGE:** Played 51 career games (50 starts), earning first-team All-Mountain West Conference accolades in his final two seasons ... Recorded 313 career knockdown/key blocks to go along with 45 touchdown blocks while opening 38 contests at left tackle and 12 games at left guard ... Received first-team All-America honors from the Football Writers Association and College Football News as a senior and was chosen as the 2009-10 MWC Male Scholar-Athlete of the Year ... Voted a finalist for the Wuerffel Trophy (athletics, academics and community) and was a Lowe's Senior CLASS second-team All-American ... Named Utah's Top Offensive Lineman as a junior with a career-best 109 knockdowns/key blocks in addition to 13 touchdown blocks ... Earned his undergraduate degree in mechanical engineering.

**PERSONAL:** Native of Casper, Wyo. ... Was a team captain and three-year starter at Hillcrest (Utah) High School where he did not miss a game during his career ... Started along the offensive and defensive lines, totaling 93 tackles, six sacks and one interception on defense and allowing zero sacks on offense as a senior to earn first-team all-state and all-region honors ... Earned a postgraduate scholarship from the NCAA for his classroom performance ... Stepfather, Joe Legerski, is the women's basketball coach at the University of Wyoming ... Full name is Zane Dae Beadles ... Twitter handle is @ZaneBeadles.

12

**ARRELIOUS BENN**

WIDE RECEIVER  
6-2 220 LBS.  
ILLINOIS  
BORN SEPTEMBER 8, 1988  
WASHINGTON, D.C.  
ACQ: FREE AGENT 2015  
EXP: 5TH YEAR



**GAMES PLAYED/STARTED:** 2010 (15/9), 2011 (14/14), 2012 (8/1), 2013 (0/0)  
**NFL TOTALS:** 37 games, 24 starts  
**POSTSEASON TOTALS:** 0 games, 0 starts  
**TRANSACTIONS:** Originally drafted by Tampa Bay in the second round (39th overall) of the 2010 draft ... Traded to Philadelphia on 3/15/13 ... Waived on 5/16/14 ... Signed by Philadelphia as a free agent on 5/19/14 ... Waived on 9/6/14 ... Signed by Jacksonville as a free agent on 1/5/15.

**PRO:** Fifth-year WR has played in 37 games with 24 starts, all with Tampa Bay ... Also spent time with Philadelphia from 2013-14 ... Career totals include 59 receptions for 862 yards (14.6 avg.) and five TDs ... Added 13 kickoff returns for 23.5 avg. and 15 rushes for 44 yards ... Has 12 career receptions of 25-plus yards and three of 50-plus yards ... Declared for the NFL Draft following his junior season ... First name is pronounced uh-REEL-ee-us ...

**2014:** Spent preseason with Philadelphia and totaled three receptions for 61 yards and two TDs ... Was placed on injured reserve on Aug. 29 and received an injury settlement on Sept. 6 ...

**2013:** Was traded to Philadelphia on March 15 ... Missed the entire season with an ACL injury suffered in training camp ...

**2012:** Played in eight games with one start in his final season with Tampa Bay ... Totaled four receptions for 26 yards, three rushes for 16 yards and 13 kickoff returns for 23.5-yard average ... Missed the final half of the season after being placed on injured reserve with shoulder and knee injuries ...

**2011:** Started all 14 games played and produced a career-high 30 receptions for 441 yards and three TDs ... Added six carries for minus-seven yards ... Had a 25-yard TD catch on 9/18 at MIN ... Registered a season-high 83 yards on three receptions on 10/16 vs. NO including a 65-yard TD catch ... Recorded a season-high two catches of 25-plus yards on 11/20 at GB and finished with 75 yards on five receptions ...

**2010:** Played in 15 games with nine starts as a rookie ... Registered 25 re-

ceptions for 395 yards and two TDs along with 35 yards on six carries ... Made NFL debut on 9/12 vs. CLE ... Recorded a then career-long 53-yard reception on 10/31 at ARI and scored his first career TD (13 yards) the following week on 11/7 at ATL ... Had a career-high 122 yards on four receptions and his only career 100-yard receiving game on 12/12 at WAS including a career-long 64-yard catch.

**COLLEGE:** Three-year letterman at Illinois ... Declared for the draft following his junior season ... Ranked fourth in school history with 3,613 all-purpose yards ... Finished his career with 159 receptions for 2,221 yards and seven TDs ... Had 23.7-yard kickoff return average on 42 returns with one TD and 7.6-yard average on 15 returns ... Finished with 38 catches for 490 yards and two TDs as a junior along with 12 kickoff returns for a 26.5-yard average ... Produced a career-high 1,055 yards and three TDs on 67 catches as a sophomore and earned first-team All-Big Ten honors ... Recorded five 100-yard receiving games ... Added 20 kickoff returns for a 19.9-yard average ... Saw action as a true freshman and earned Big Ten Freshman of the Year honors, totaling 54 receptions for 676 yards and two TDs ... Also had a 90-yard kickoff return for a score ... Set school records for receptions and receiving yards by a freshman.

**PERSONAL:** Attended Dunbar High School in Washington, D.C. ... Named USA Today first-team All-American and was also a Parade All-American ... Five-star player by Rivals.com and ranked as the No. 2 WR in the country by Rivals.com ... Had 56 receptions for 1,039 yards and nine TDs as a senior ... First player in school history to surpass 1,000 career receiving yards ... Son of Denise Benn ... Full name: Arrelious Markus Benn.

## BENN'S REGULAR SEASON STATISTICS

RECEIVING						
YEAR	TEAM	GP/GS	RECs	YDS	AVG.	LG TD
2010	T.B.	15/9	25	395	15.8	64 2
2011	T.B.	14/14	30	441	14.7	65t 3
2012	T.B.	8/1	4	26	6.5	9 0
<b>NFL totals: 3 yrs.</b>		<b>37/24</b>	<b>59</b>	<b>862</b>	<b>14.6</b>	<b>65t 5</b>

**Additional statistics:** Rushing 15 for 44 yards

## JAGUARS PRONUNCIATION GUIDE

Tyson Alualu	AH-lu AH-lu
Zane Beadles	BEE-duls
Arrelious Benn	uh-REEL-ee-us bin
Luke Bowanko	boh-WAIN-koh
A.J. Cann	CAN
Nordly Capi	CAP-ee
Johnathan Cyprien	SIP-ree-en
Khairi Fortt	KY-ree fort
Toby Gerhart	GARE-heart
Dwayne Gratz	GRAH-ts
Davon House	duh-VON
Ike Igbinosun	ig-ben-oh-SUN
Luke Joeckel	JOKE-ul
Abry Jones	A-bree
Ben Koyack	KOY-ack
Craig Loston	LOSS-ten
John Lotulelei	lo-too-LAY-LAY
Jared Odrick	ODD-rick
Jermei Parnell	Jeremy
Austin Pasztor	PAZ-tor
Paul Posluszny	puz-LUZ-nee
Mike Rutenberg	ROOT-en-berg
Robert Saleh	SAHL-uh
Frank Scelfo	SELL-foe
Josh Scobee	SKO-bee
Dan Skuta	SKOO-tuh
Jeff Tuel	TOOL
Stefen Wisniewski	STEF-in wiz-NEW-skee




# VETERANS



5

## BLAKE BORTLES



QUARTERBACK  
6-5 232 LBS.  
CENTRAL FLORIDA  
BORN APRIL 28, 1992  
OVIEDO, FLORIDA  
ACQ: 1ST ROUND OF 2014 DRAFT (3RD)  
EXP: 2ND YEAR

**GAMES PLAYED/STARTED:** 2014 (14/13)  
**NFL TOTALS:** 14 games, 13 starts  
**POSTSEASON TOTALS:** 0 games, 0 starts  
**TRANSACTIONS:** Originally drafted by Jacksonville in the first round (3rd overall) of the 2014 draft.

**PRO:** Second-year QB started the final 13 games as a rookie after being selected with the third overall pick in 2014 ... Set franchise single-season records for a rookie with 2,908 passing yards and 280 completions while throwing for 11 TDs ... Led all NFL QBs with a 7.48 average per rush, rushing 56 times for 419 yards ... Marked the highest single-season rushing average by a QB in team history and his 419 rushing yards were second-most in team history (480, Mark Brunell, 1995) ... Finished with 37 completions of 20-plus yards ... Became 16th QB in Jaguars history to start a game and was one of seven rookie QBs to make their NFL debut in 2014 ... Two-year starter at Central Florida, compiling a 22-5 record ... Third QB selected by the Jaguars in the first round, sixth overall, and highest drafted in franchise history ... Highest drafted player in Central Florida history and only second QB to be drafted in school history (Daunte Culpepper, 2002) ... Second player drafted by the Jaguars from Central Florida in team history (Mike Sims-Walker, 2007) ...

**2014:** Took over as the team's starting QB in Week 4 and started the final 13 games ... Was 280 of 475 passing for 2,908 yards with 11 TDs/17 INTs and 69.5 rating ... Had 21 completions of 25-plus yards ... Set franchise single-season records by a rookie for passing yards and completions ... Rushed for 419 yards on 56 carries (7.48 avg.), the highest average by a NFL QB and second-most rushing yards by a Jaguars QB in a season ... **9/7 at PHI:** Dressed but did not play in season-opener ... **9/14 at WAS:** Dressed but did not play ... **9/21 vs. IND:** Made his NFL debut after he was inserted into the lineup to start the second half and finished 14 of 24 passing for 223 yards with two TDs/two INTs for an 82.5 passer rating. Had four completions of 20-plus yards including a 63-yard TD pass to Allen Hurns. Also had 30 rushing yards including 20-yard rush. Engineered the offense to 289 yards in the second half after the club managed only 55 yards in the first half ... **9/28 at SD:** Made first career start and totaled 29 of 37 passing for 254 yards with one TD and two INTs for an 81.7 passer rating. Completed 78.4 percent of his passes, the highest in NFL history for a rookie quarterback in his first career start with a minimum 30 attempts. Hooked up with TE Nic Jacobs for a two-yard score in the second quarter. Had five carries for 24 yards. His 29 completions set single-game franchise record by a rookie and his completions, attempts and yards were most by a Jaguars rookie QB in first career start ... **10/5 vs. PIT:** Started at QB for first time at home and was 22 of 36 passing for 191 yards with two INTs for a 52.0 rating ... **10/12 at TEN:** Threw for a career-high 336 yards and one TD on 32 of 46 passing (69.6 pct.), tying Byron Leftwich (10/5/03 vs. San Diego) for most passing yards by a rookie in team history. His 46 attempts and 32 completions were the most in franchise history by a rookie. Had a 59-yard completion to Clay Harbor and hooked up with Harbor for a 20-yard TD pass in the fourth quarter. Marked first AFC South start. Led team in rushing with five carries for 38 yards ... **10/19 vs. CLE:** Was 17 of 31 passing for 159 yards with one TD and 3 INTs. Had 31-yard TD pass to Allen Robinson in the second quarter. Added five carries for 37 yards with a long of 18 yards. Had four completions of 20-plus yards ... **10/26 vs. MIA:** Threw for 221 yards and one TD on 18 of 34 passing. Had two INTs, both returned for scores. Hooked up with Allen Robinson for a 48-yard TD in the fourth quarter ... **11/2 at CIN:** Posted a career-best 96.4 rating on 22 of 33 passing (66.7 pct.) with two TDs and one INT. Had TD passes to Allen Hurns of 40 and 18 yards. Matched his career-high with two TD passes ... **11/9 vs. DAL:** Completed 22 of 37 passes for 290 yards with one INT for a 73.0 rating. Had four completions of 20-plus yards including a 53-yard pass to WR Cecil Shorts ... **11/23 at IND:** Threw for 146 yards on 15 of 27 passing. **11/30 vs. NYG:** Completed 21 of 35 passes for 194 yards with one TD for an 84.7 rating. Had first career fourth-quarter comeback win, leading team on a 11-play, 70-yard drive that culminated with a Josh Scobee FG. Had a 30-yard TD pass to Marqise Lee in the third quarter and finished with four completions of 20-plus yards. Added a career-high 68 yards on five carries including a 29-yard rush. Became only the third starting rookie quarterback to lead his team to a comeback win of 21 or more points since at least 1970 ... **12/7 vs. HOU:** Was 20 of 39 passing for 205 yards with one TD for a 64.6 rating. Had a four-yard TD pass to Allen Hurns in the first quarter, his first career TD pass in the first quarter. Had three completions of 20-plus yards ... **12/14 at BAL:** Had three completions of 20-plus yards and finished 21 of 37 passing for 210 yards with one INT for a 61.8 rating. Had three completions of 20-plus yards ... **12/18 vs. TEN:** Earned first career division win, throwing for 115 yards and one TD. Had a 34-yard completion

to Marqise Lee in the third quarter. Had five carries for 50 yards with runs of 19, 15 and 13 yards ... **12/28 at HOU:** Threw for 117 yards in season-finale on 14 of 33 passing and led team with 61 yards on three carries (20.3 avg.). Had a 34-yard rush in the fourth quarter, his longest rush of his career. Set single-season franchise-record for passing yards by a rookie with 2,908.

**COLLEGE:** Played in 37 games with 30 starts ... Declared for the NFL Draft following his junior season ... Compiled a 22-5 record as a starter ... Career totals included 585 of 891 passing for 7,598 yards with 56 TDs/19 INTs ... Ranked fourth in school history for passing yards and TDs ... Added 15 rushing TDs and 561 yards on 195 rushes ... Became only the second player in school history to produce multiple 3,000-yard passing seasons ... Concluded career with an interception/attempt ratio of .0273, recording only 19 interceptions in 891 passing attempts ... Became fourth player in school history to amass 8,000 yards of total offense, finishing with 8,159 total yards ... As a junior, finished 259 of 382 passing (67.8 pct.) for 3,581 yards with 25 TDs/9 INTs ... Led team to a 12-1 mark and a Fiesta Bowl win ... Named American Athletic Conference Offensive Player of the Year ... Started all 13 games ... Also named the Sporting News AAC Player of the Year ... Earned second-team All-America accolades from The NFL Draft Report ... Had five 300-yard passing games ... Added six rushing TDs with 272 yards on 87 carries ... Collected 3,583 yards of total offense, seventh-most in NCAA Football Bowl Subdivision ... His 67.8 completion percentage ranked 10th-best among major college QBs ... Had a streak of 232 straight attempts without an INT, setting a school record ... Had 91-yard TD pass vs. Akron in the season-opener, the longest pass completion in school history ... Threw for a career-high 404 yards and four TDs vs. Temple ... Named MVP of the Fiesta Bowl with a win over Baylor, throwing for 301 yards and three TDs ... Won the starting job in the preseason as a sophomore and started all 14 games ... Was 251 of 399 passing (62.9 pct.) for 3,059 yards with 25 TDs/7 INTs ... Earned All-Conference USA honors, the first UCF passer to earn postseason league honors since 2002 ... Became first QB in school history to register at least two TD passes in 10 games during a regular season ... Had a streak of 147 straight passing attempts without an INT and when that streak ended, he threw 174 passes without an INT, setting a school record ... Led conference with 7.67 average per completion ... Scored eight times on 87 carries and ranked second in conference with 3,344 yards of total offense ... His 33 total TDs ranked second in the conference ... Spent 11 games as a reserve QB as a freshman ... Completed 68.2 percent of his passes (75 of 110) for 958 yards with six TDs and three INTs ... Named to Conference USA's All-Freshman Team ... Redshirted as a freshman ... Majored in Interpersonal/Organizational Communication and minored in Sports and Fitness.

**PERSONAL:** Son of Suzy and Rob Bortles ... Attended Oviedo High School where he finished his career by setting Seminole County records with 5,576 yards and 53 TDs ... Completed 151 of 233 passes for 2,211 yards with 27 TDs/7 INTs as a senior ... Central Florida was first university to extend a scholarship offer ... Captured MVP award at the Central Florida All-Star game following senior year ... Rated Florida's 8th-best player, according to the Orlando Sentinel's Florida Top 100 list ... Threw for 2,400 yards and 24 TDs as a junior ... Led team to district title as a sophomore and senior ... Also lettered in baseball ... Graduated with 3.3 grade point average ... His brother, Colby, plays baseball at Mississippi ... Twitter handle is @BBortles5.

## STARTING QBs IN JAGUARS HISTORY

There have been 16 different players to start at quarterback in Jaguars history. Here's the list of starting quarterbacks in franchise history and their record as the starter:

YEAR(s)	PLAYER	STARTS	W-L
1995	Steve Beuerlein	6	1-5
1995-03	Mark Brunell	117	63-54
1995-97	Rob Johnson	1	1-0
1997	Steve Matthews	1	1-0
1998	Jamie Martin	1	0-1
1998, 2001	Jonathan Quinn	3	1-2
1999	Jay Fiedler	1	1-0
2002-10	David Garrard	76	39-37
2003-06	Byron Leftwich	44	24-20
2007	Quinn Gray	3	2-1
2010	Todd Bouman	1	0-1
2010	Trent Edwards	1	0-1
2011	Luke McCown	2	1-1
2012-14	Chad Henne	22	5-17
2011-13	Blaine Gabbert	27	5-22
2014	Blake Bortles	13	3-10





# VETERANS



## BORTLES' 2014 GAME-BY-GAME STATISTICS

DATE	OPP	P/S	PASSING							RUSHING							
			ATT	CMP	YDS	PCT	TD	INT	LG	SK	RTG	NO	YDS	AVG	LG	TD	
09/07	at PHI																
09/14	at WAS								DNP	DNP							
09/21	vs. IND	1/0	24	14	223	58.3	2	2	63t	1	82.5	2	30	15.0	20	0	
09/28	at SD*	1/1	37	29	254	78.4	1	2	44	3	81.6	5	24	4.8	8	0	
10/05	vs. PIT*	1/1	36	22	191	61.1	0	2	20	1	52.0	4	14	3.5	11	0	
10/12	at TEN*	1/1	46	32	336	69.6	1	1	59	6	88.7	5	38	7.6	11	0	
10/19	vs. CLE*	1/1	31	17	159	54.8	1	3	31t	2	40.3	5	37	7.4	18	0	
10/26	vs. MIA*	1/1	34	18	221	52.9	1	2	48t	4	58.6	6	48	8.0	32	0	
11/02	at CIN*	1/1	33	22	247	66.7	2	1	40t	2	96.4	4	10	2.5	5	0	
11/09	vs. DAL*	1/1	37	22	290	59.4	0	1	53	4	73.0	3	3	1.0	1	0	
BYE WEEK																	
11/23	at IND*	1/1	27	15	146	55.5	0	1	37	4	55.5	5	24	4.8	20	0	
11/30	vs. NYG*	1/1	35	21	194	60.0	1	0	30t	7	84.7	5	68	13.6	29	0	
12/07	vs. HOU*	1/1	39	20	205	51.3	1	1	35	4	64.6	3	10	3.3	7	0	
12/14	at BAL*	1/1	37	21	210	56.7	0	1	30	8	61.8	1	2	2.0	0	0	
12/18	vs. TEN*	1/1	26	13	115	50.0	1	0	34	4	75.0	5	50	10.0	19	0	
12/28	at HOU*	1/1	33	14	117	42.4	0	0	24	5	52.2	3	61	20.3	34	0	
<b>2014 totals:</b>			<b>14/13</b>	<b>475</b>	<b>280</b>	<b>2,908</b>	<b>58.9</b>	<b>11</b>	<b>17</b>	<b>63t</b>	<b>55</b>	<b>69.5</b>	<b>56</b>	<b>419</b>	<b>7.5</b>	<b>34</b>	<b>0</b>

\* - started

### 70

## LUKE BOWANKO

CENTER

6-6 300 LBS.

VIRGINIA

BORN JUNE 13, 1991

CLIFTON, VIRGINIA

ACQ: 6TH ROUND OF 2014 DRAFT (205TH)

EXP: 2ND YEAR



**GAMES PLAYED/STARTED:** 2014 (16/14)

**NFL TOTALS:** 16 games, 14 starts

**POSTSEASON TOTALS:** 0 games, 0 starts

**TRANSACTIONS:** Originally drafted by Jacksonville in the sixth round (205th overall) of the 2014 draft.

**PRO:** Second-year pro started 14 games as a rookie after being selected in the sixth round of the draft ... Three-year letterman at Virginia ... Saw action at G and C ... Teammate of Jaguars OT Austin Pasztor and LB LaRoy Reynolds at Virginia ... Nominated for the Allstate AFCA Good Works Team for volunteer service on campus and in the community ... Last name is pronounced boh-WAIN-koh ...

**2014:** Played in all 16 games with 14 starts at C ... **9/7 at PHI:** Made NFL debut and saw action on special teams ... **9/14 at WAS:** Saw action at center in the second half ... **9/21 vs. IND:** Made first career start, getting the start at C ... **10/19 vs. CLE:** Started at C and helped club rush for a season-high 185 yards. Left game briefly in first half with ankle sprain but returned ... **10/26 vs. MIA:** Started at C and part of OL that helped club for 176 yards, the first time since 2010 the club has eclipsed 150-plus rushing yards in back-to-back games.

**COLLEGE:** Three-year letterman ... Team captain ... Nominee for the Wuerffel Trophy, given annually to the student-athlete who best combines exemplary community service with athletic and academic achievement ... Started the first four games at LG and the final eight at C as a senior ... Helped a Virginia RB (Kevin Parks) rush for 1,000 yards for the first time since 2004 ... Made the switch to C due to injuries on the OL ... One of 11 players to start all 12 games as a junior ... Moved to C after playing RG in fall camp ... Helped lead an offense that outgained seven of its 12 opponents ... Played a vital role in club amassing 500-plus yards of offense for multiple times in one season for the first time since 2004 ... Named UVA's Offensive Player of the Game for both the TCU and North Carolina State games ... One of 13 games to start all 13 players as a sophomore ... Started on the OL with current Jaguar RT Austin Pasztor for all 13 games ... Made his first collegiate start at RG vs. William & Mary ... Appeared in five of 12 games as a redshirt freshman ... Made his collegiate debut vs. VMI ... Appeared in 68 plays at RG ... Played a season-high 26 plays at RG vs. Eastern Michigan ... Saw action vs. UNC, Boston College and Virginia Tech ... Redshirted after he did not appear in any games ... Majored in foreign affairs.

**PERSONAL:** Single ... Started for three years at Centreville (Clifton, Va.) High School where he played for head coach Gerry Pannoni ... Rated a three-star recruit by Rivals.com ... Second-team All-Region selection and honorable mention Washington Post All-Met as a senior ... Earned all-district honors on both offense and defense ... Also played on the school's basketball team. Twitter handle is @LBow70.

### 90

## ANDRE BRANCH

DEFENSIVE END

6-5 265 LBS.


CLERMONT

BORN JULY 14, 1989

RICHMOND, VIRGINIA

ACQ: 2ND ROUND OF 2012 DRAFT (38TH)

EXP: 4TH YEAR



**GAMES PLAYED/STARTED:** 2012 (13/3), 2013 (16/0), 2014 (9/0)

**NFL TOTALS:** 38 games, 3 starts

**POSTSEASON TOTALS:** 0 games, 0 starts

**TRANSACTIONS:** Originally drafted by Jacksonville in second round (38th overall) in 2012 draft.

**PRO:** Fourth-year DE has played in 38 games with three starts ... Career totals include 75 tackles (51 solo), 10 sacks, 20 QB pressures, three forced fumbles and two fumble recoveries ... Added two special teams tackles ... Possesses long arms with an eighty-two inch wing span ... Was limited by injuries in 2014, playing in nine games ... Posted career-best six sacks in 2013 ... Was placed on injured reserve with a groin injury as a rookie and missed the final three games ... Finished collegiate career with 17.5 sacks and 33.5 tackles for loss ... Played in the Senior Bowl ... First player from Clemson drafted by the Jaguars in franchise history ... Became only fourth DE selected by the Jaguars in the first two rounds in franchise history ...

**2014:** Saw action in nine games and totaled 18 tackles (12 solo), three sacks, two forced fumbles, one fumble recovery, three passes defended, two tackles for loss and two QB hits ... Missed seven games with a groin injury ... **9/7 at PHI:** Posted 2.0 sacks, two forced fumbles and two tackles for loss in the season-opener. Sacked Nick Foles in the first quarter and forced a fumble that was recovered by DT Ziggy Hood. Sacked Foles with less than two minutes in the first half for a 14-yard loss ... **9/21 vs. IND:** Registered his third sack of the season, taking down Andrew Luck for a five-yard loss in the second quarter ... **10/5 vs. PIT:** Recovered a Ben Roethlisberger fumble forced by Abry Jones in the fourth quarter, his second career fumble recovery ... **10/12 at TEN:** Had one assisted tackle and QB hit, forcing Charlie Whitehurst into an intentional grounding penalty ... **10/19 vs. CLE:** Registered a season-high four tackles (two solo) and added one pass defended. Suffered a groin strain late in the fourth quarter and did not return ... Was inactive for four straight games with injury ... **11/30 vs. NYG:** Returned to action and had one solo tackle. Re-injured his groin in the first half, returned for one series, and then was declared out ... Was inactive following three games ... **12/28 at HOU:** Totaled four tackles and one pass defended in his return for season-finale ...

**2013:** Played in all 16 games and ranked second on the team with a career-high six sacks ... Produced career-high 37 tackles (30 solo), nine QB pressures and tied for team-lead with 10 tackles for loss ... **10/6 at STL:** Recorded his first sack of the season and second of his career in the third quarter. Added three solo tackles, one tackle for loss and one QB hit ... **11/17 vs. ARI:** Totaled two solo tackles, one sack, two tackles for loss and two QB hits. Sacked Carson Palmer in the third quarter ... **11/24 at HOU:** Posted a sack in his second consecutive game, taking down QB Case Keenum for a 19-yard loss in the first quarter. Added two solo tackles, one tackle for loss, one QB hit and one pass defended ... **12/5 vs. HOU:** Registered a sack for the third time in the last four games and finished with four tackles (three solo), one tackle for loss and one QB hit ... **12/15 vs. BUF:** Had a sack for the second consecutive game and added five tackles including two tackles for loss ... **12/22 vs. TEN:** Totaled four tackles (three solo), one sack, one tackle for loss and one QB hit. Sacked QB Ryan Fitzpatrick in the second quarter, his third straight game with a sack ...

**2012:** Appeared in 13 games as a rookie and made three starts ... Finished with 20 tackles (11 solo), one sack, one forced fumble, one fumble recovery and two passes defended ... Suffered a season-ending groin injury and was placed on injured reserve on Dec. 18, missing the final two games ... Made NFL debut on **9/9 at MIN** and recorded three tackles and two QB pressures ... Made first career start on **9/16 vs. HOU** and totaled six tackles with two QB pressures ... **10/28 at GB:** Had two tackles (one solo) with one pass defended. Logged first career sack, forced fumble and fumble recovery on a second quarter sack of Aaron Rodgers, setting up a TD before halftime ... **11/18 at HOU:** Played 20 snaps at DE with one QB pressure and made two special teams tackles ... Was inactive (groin) on **12/16 at MIA** and was placed on injured reserve (groin) on Dec. 18.

**COLLEGE:** Four-year letterman, playing in 48 games with 27 starts ... Career totals include 197 tackles (142 solo), 17.5 sacks, 33.5 tackles for loss and 41 QB pressures ... Added 11 passes defended ... Finished with a career-high 10.5 sacks as a senior, fourth-most in school history ... Started all 14 games as a senior at DE ... Team co-captain ... Earned second-team All-America honors by the Walter Camp Foundation, CBSSports.com, Phil Steele, Rivals.com and Sports Illustrated ... First-team All-ACC selection ... Registered a career-high 10.5 sacks, the most in the ACC and the fourth-most in school history for a



# VETERANS



season ... Compiled career-best 85 tackles (64 solo), team-high 17 tackles for loss, 17 QB pressures, one fumble recovery and one forced fumble ... The 17 tackles for loss ranked third in the ACC ... Started 13 games at DE as a junior in first season as starter ... Finished with 55 tackles (36 solo), five sacks, 7.5 tackles for loss and team-high 16 QB pressures ... Led all ACC defensive ends with seven passes defended ... Appeared in all 14 games as a sophomore ... Recorded 46 tackles (33 solo), two sacks, eight tackles for loss and seven QB pressures ... Played in first four games as a freshman and final three games ... Totaled 11 tackles (nine solo) along with two special teams tackles ... Redshirted as a freshman ... Majored in sociology.

**PERSONAL:** Single ... Attended Varina High School in Richmond, Va. ... Two-year starter at LB and TE ... Helped team to 11-2 mark as a senior and 9-1 record as a junior ... Rated the 47th-best prospect in the state by Rivals.com ... Recorded 62 tackles, seven tackles for loss, three sacks, two INTs and two fumble recoveries as a senior ... Also lettered in basketball ... Born in Richmond, Virginia ... Twitter handle is @BranchNout90 ... Full name: Orlandus Andre Branch.

## BRANCH'S REGULAR SEASON STATISTICS

YEAR	TEAM	GP/GS	TKL	SOLO	ASST	ST	SACKS	FF	FR	INT
2012	JAX	13/3	20	9	11	2	1.0	1	1	0
2013	JAX	16/0	37	30	7	0	6.0	0	0	0
2014	JAX	9/0	18	12	6	0	3.0	2	1	0
<b>NFL totals: 3 yrs.</b>		<b>38/3</b>	<b>75</b>	<b>51</b>	<b>24</b>	<b>2</b>	<b>10.0</b>	<b>3</b>	<b>2</b>	<b>0</b>

**[38]** **SERGIO BROWN**

SAFETY  
6-2 218 LBS.  
NOTRE DAME  
BORN MAY 22, 1988  
MAYWOOD, ILLINOIS  
ACQ: UNRESTRICTED FREE AGENT (INDIANAPOLIS) 2015  
EXP: 6TH YEAR



**GAMES PLAYED/STARTED:** 2010 (11/0, 1/0), 2011 (15/3, 3/0), 2012 (16/0, 1/0), 2013 (14/0, 2/0), 2014 (15/8, 3/0)

**NFL TOTALS:** 71 games, 11 starts

**JAGUARS TOTALS:** 0 games, 0 starts

**POSTSEASON TOTALS:** 10 games, 0 starts

**TRANSACTIONS:** Originally signed by New England as an undrafted free agent on 4/29/10 ... Waived on 9/4/10 ... Signed by New England to the practice squad on 9/6/10 ... Promoted to the 53-man roster on 10/23/10 ... Waived on 8/31/12 ... Claimed off waivers by Indianapolis on 9/1/12 ... Signed as an unrestricted free agent by Jacksonville on 3/11/15.

**PRO:** Sixth-year safety has appeared in 71 games with 11 starts ... Has spent time with New England and Indianapolis ... Career totals include 70 tackles (52 solo), 1.0 sack, one INT, eight passes defended, one QB hit, two tackles for loss and four fumble recoveries ... Has appeared in 10 postseason games, including at least one in each of the first five seasons ... One of eight current Jaguars to play in a Super Bowl (XLVI for New England) ...

**2014:** Played in 15 games with a career-high eight starts for the Colts ... Inactive for the season opener on 9/7 at DEN ... Made his first start of the season on 10/5 vs. BAL and made three tackles, including his first career sack ... Started at FS and made four tackles (two solo) on 10/9 at HOU ... Posted a season-high two passes defended on 11/3 at NYG ... Matched his career-high with seven tackles (four solo) on 11/16 vs. N.E. ... Made four tackles (three solo) on 11/30 vs. WAS ... Registered two tackles (one solo), including one tackle for loss on 12/21 at DAL ... Appeared in all three postseason games: Wild Card Round on 1/4/15 vs. CIN, Divisional Round on 1/11/15 at DEN and the AFC Championship Game on 1/18/15 at N.E. ...

**2013:** Saw action in 14 games and totaled two solo tackles, two fumble recoveries and seven special teams tackles ... Made one solo tackle and two special teams tackles on 9/29 at JAX ... Registered one solo tackle, recovered a fumble and added two special teams tackles on 10/20 vs. DEN, and downed two punts inside the 20-yard line ... Finished with one special teams tackle and one blocked field goal on 11/24 at ARI ... On 12/1 vs. TEN, recovered a muffed punt for six yards and added a tackle ... Appeared at FS and on special teams during the Wild Card Playoff game on 1/4/14 vs. K.C. and added one special teams tackle ... Saw action at FS and on special teams in the team's Divisional Playoff game on 1/11/14 at N.E. ...

**2012:** Appeared in all 16 games for the first time in his career after being claimed by Indianapolis on Sept. 1 (waived by New England) ... Made his Colts debut on 9/9 at CHI ... Made one solo tackle on 9/23 vs. JAX ... Totaled one tackle, one pass defended and added two special teams tackles on 10/7 vs. G.B. ... Finished the season with nine special teams tackles (five solo) ... Saw action on special teams on 11/8 at JAX and downed a punt at the Jaguars

four-yard line ...

**2011:** Saw action in 15 games with three starts ... Totaled 26 tackles (18 solo), one INT and 11 special teams tackles ... Registered three solo tackles and three special teams tackles in the season opener on 9/12 at MIA ... Made his first NFL start on 9/18 vs. S.D. and made a career-high seven tackles (five solo) and his first career INT, intercepting Philip Rivers ... Made four tackles (two solo) on 10/2 at OAK ... Totaled six tackles (five solo) on 12/18 at DEN ... Registered two special teams tackles in the season finale on 1/1/12 vs. BUF ... Saw action on special teams and made two tackles in the Divisional Playoffs on 1/14/12 at DEN ...

**2010:** Totaled nine tackles, three special teams tackles and one special teams fumble recovery as a rookie ... Made his NFL debut on 10/24 at S.D., a day after being promoted to the 53-man roster, and made five tackles ... Made one solo tackle on 10/31 vs. MIN ... Made two special teams tackles and two solo tackles on 11/14 at PIT ... Registered one special teams tackle on 11/21 vs. IND ... Recovered a muffed punt by C.J. Spiller on 12/26 at Buffalo in the fourth quarter.

**COLLEGE:** Four-year letterman ... Played in 44 games with 18 starts and finished his career with 89 tackles ... Became the starting safety midway through his junior season in 2008 ... As a senior in 2009, started in 12 games and finished with 50 tackles, including 1.0 sack ... As a junior in 2008, started six of 13 games and finished with 28 tackles, including 1.0 sack ... Saw action primarily on special teams during his freshman and sophomore seasons ... Played in 11 games as a true freshman in 2006 ... Majored in marketing.

**PERSONAL:** Attended Proviso East (Maywood, Ill.) High School where he played WR and FS ... As a senior, accounted for 710 all-purpose yards and scored six TDs at WR and totaled 41 tackles, 2.0 sacks and six INTs as a FS ... Born on May 22, 1988 ... Twitter handle is @SergioBrown38.

## BROWN'S REGULAR SEASON STATISTICS


YEAR	TEAM	GP/GS	TKL	SOLO	ASST	SACKS	FF	FR	PD	INT
2010	NE	11/0	8	7	1	0.0	0	1	0	0
2011	NE	15/3	26	18	8	0.0	0	0	1	1
2012	IND	16/0	2	2	0	0.0	0	0	1	0
2013	IND	14/0	2	2	0	0.0	0	2	0	0
2014	IND	15/8	32	23	9	1.0	0	1	6	0
<b>NFL totals: 5 yrs.</b>		<b>71/11</b>	<b>70</b>	<b>52</b>	<b>18</b>	<b>1.0</b>	<b>0</b>	<b>4</b>	<b>8</b>	<b>1</b>

## BROWN'S POSTSEASON STATISTICS

YEAR	TEAM	GP/GS	TKL	SOLO	ASST	SACKS	FF	FR	PD	INT
2010	NE	1/0	0	0	0	0.0	0	0	0	0
2011	NE	3/0	0	0	0	0.0	0	0	0	0
2012	IND	1/0	0	0	0	0.0	0	0	0	0
2013	IND	2/0	0	0	0	0.0	0	0	0	0
2014	IND	3/0	1	1	0	0.0	0	0	0	0
<b>NFL totals: 5 yrs.</b>		<b>10/0</b>	<b>1</b>	<b>1</b>	<b>0</b>	<b>0.0</b>	<b>0</b>	<b>0</b>	<b>0</b>	<b>0</b>

**[29]** **TOMMIE CAMPBELL**

CORNERBACK  
6-3 198 LBS.  
CALIFORNIA (PA.)  
BORN SEPTEMBER 19, 1987  
ALIIQUIPPA, PENNSYLVANIA  
ACQ: FREE AGENT 2014  
EXP: 5TH YEAR



**GAMES PLAYED/STARTED:** 2011 (15/0), 2012 (14/0), 2013 (8/0), 2014 (7/0)

**NFL TOTALS:** 44 games, 0 starts

**JAGUARS TOTALS:** 7 games, 0 starts

**POSTSEASON TOTALS:** 0 games, 0 starts

**TRANSACTIONS:** Originally drafted by Tennessee in the seventh round (251st overall) of the 2011 NFL Draft ... Waived on 8/30/14 ... Signed by Jacksonville as a free agent on 10/29/14.

**PRO:** Fifth-year CB has appeared in 44 games and totaled 32 tackles (24 solo) and one pass defended ... Excels on special teams, totaling 33 special teams tackles and returning two kicks (84-yard kick return, 65-yard punt return) for TDs ... Spent first three seasons with Tennessee ... Joined Jaguars as a free agent in 2014 and played in seven games ...

**2014:** Played in seven games for the Jaguars after signing as a free agent on Oct. 29 ... Spent preseason with Tennessee before he was waived on final cuts ... Made Jaguars debut on 11/2 at CIN and saw action on special teams ... Was





# VETERANS



inactive on **11/9 vs. DAL** ... Totaled one special teams tackle on **12/7 vs. HOU** ... Led team with two special teams tackles on **12/18 vs. TEN** ...

**2013:** Appeared in eight games and made 11 tackles (eight solo) ... Ranked fifth on the team with a career-high 11 special teams tackles ...

**2012:** Played in 14 games and made a career-high 14 tackles (13 solo) ... Finished tied-fourth on the team with eight special teams tackles ... Scored a TD on a 65-yard punt return on **9/23 vs. DET** ...

**2011:** As a rookie in 2011, appeared in a career-high 15 games and tied for third on the team with eight special teams tackles ... Scored his first NFL TD on an 84-yard kickoff return on **11/27 vs. T.B.** ... Made his NFL debut on **9/11 at JAX.**

**COLLEGE:** Played in 42 games with three different schools ... Spent his first two seasons at Pittsburgh before transferring to Edinboro for the 2007 season ... Used his final year of eligibility at California (Pa.) in 2010 ... As a senior in 2010, appeared in all 12 games and posted 29 tackles and two INTs with four starts ... As a junior in 2007, played in eight games and made 27 tackles, five passes defended and two sacks ... As a sophomore in 2006, made the transition from OLB to DB ... As a freshman in 2005, played in 11 games at Pittsburgh, mainly on special teams.

**PERSONAL:** Attended Aliquippa (Pa.) High School ... Totaled 74 tackles, four INTs (one for TD) and also caught 26 passes for 502 yards and eight TDs as a senior ... Set the school record with a 99-yard punt return TD ... Led team to a 26-2 record over his two years as a starter ... Also competed on the school's track, basketball and baseball teams ... Full name is Tommie James Campbell ... Born Sept. 19, 1987.


## CAMPBELL'S REGULAR SEASON STATISTICS

YEAR	TEAM	GP/GS	TKL	SOLO	ASST	SACKS	FF	FR	PD	TFL	INT
2011	TEN	15/0	8	4	4	0.0	0	0	0	0	0
2012	TEN	14/0	13	12	1	0.0	0	0	1	0	0
2013	TEN	8/0	11	8	3	0.0	0	0	0	0	0
2014	JAX	7/0	0	0	0	0.0	0	0	0	0	0
<b>NFL totals: 7 yrs.</b>		<b>44/0</b>	<b>32</b>	<b>24</b>	<b>8</b>	<b>0.0</b>	<b>0</b>	<b>0</b>	<b>1</b>	<b>0</b>	<b>0</b>

**Additional statistics: Special teams tackles:** 8 in 2011, 9 in 2012, 11 in 2013, 5 in 2014 **Punt returns:** 1 for 65 yards, TD in 2012; **Kickoff returns:** 1 for 84 yards, TD in 2011

**[ 91 ]**

**CHRIS CLEMONS**



DEFENSIVE END  
6-3 254 LBS.  
GEORGIA  
BORN OCTOBER 30, 1981  
GRIFFIN, GEORGIA  
ACQ: UNRESTRICTED FREE AGENT (SEATTLE) 2014  
EXP: 12TH YEAR

**GAMES PLAYED/STARTED:** 2003 (IR), 2004 (6/0), 2005 (14/1), 2007 (16/2), 2008 (16/0, 3/0), 2009 (16/0, 1/0), 2010 (16/16, 2/2), 2011 (16/16), 2012 (16/16, 1/1), 2013 (14/11, 3/3), 2014 (16/16)

**NFL TOTALS:** 146 games, 78 starts

**JAGUARS TOTALS:** 16 games, 16 starts

**POSTSEASON TOTALS:** 10 games, 6 starts

**TRANSACTIONS:** Originally signed by Washington as an undrafted free agent on 4/28/03 ... Waived on 9/5/04 ... Signed by Cleveland to the practice squad on 9/29/04 ... Signed by Washington to the active roster on 11/24/04 ... Waived on 8/5/06 ... Signed by Oakland as a free agent on 1/1/07 ... Signed by Philadelphia as an unrestricted free agent on 3/1/08 ... Traded by Philadelphia to Seattle on 3/16/10 ... Waived on 3/12/14 ... Signed by Jacksonville as an unrestricted free agent on 3/13/14.

**PRO:** 12th-year NFL veteran has seen action with Washington, Oakland, Philadelphia, Seattle and Jacksonville ... Began career as a undrafted rookie with the Redskins in 2003 ... Played in 146 games with 78 starts over 11 NFL seasons ... Career totals include 244 tackles (170 solo), 66.0 sacks, 16 forced fumbles, six fumble recoveries and 23 passes defended ... Has 12 career multi-sack games ... Posted three sacks in the first quarter at Indianapolis on Nov. 23, 2014, tied for the most sacks by a player in the first quarter in NFL history ... Has sacked 41 different quarterbacks including Sam Bradford a career-high 6.5 times ... His 66 career sacks are the seventh-most all-time by an undrafted player in NFL history ... Has played in 10 postseason games with six starts and has made 22 tackles (14 solo), 3.0 sacks, two forced fumbles and three passes defended ... Has started all 16 games in four different seasons including 2014, his first season with the Jaguars ... Has at least eight sacks in four of the last five seasons ... Led the NFL in 2014 with four sack-fumbles ... Ranked sixth in

## JAGUARS TOUCHDOWNS IN HISTORY

*Here's a breakdown of who has scored the 700 touchdowns in the Jaguars' 20-year history (1995-2014):*

- 81 RB Maurice Jones-Drew
- 70 RB Fred Taylor
- 69 WR Jimmy Smith
- 38 RB James Stewart
- 30 WR Keenan McCardell
- 27 TE Mercedes Lewis
- 20 RB Stacey Mack
- 18 WR Reggie Williams
- 17 QB David Garrard
- 15 (2) WR Matt Jones, TE/WR Ernest Wilford
- 14 (2) QB Mark Brunell, WR Mike Sims-Walker
- 13 (2) TE Kyle Brady, FB/RB Greg Jones
- 12 (2) RB Natrone Means, WR Cecil Shorts III
- 11 (2) TE Damon Jones, TE Pete Mitchell
- 10 WR Willie Jackson
- 9 (2) RB LaBrandon Toefield, TE George Wrihster
- 8 QB Byron Leftwich,
- 7 (2) RB Rashad Jennings, WR Mike Thomas
- 6 (3) WR Justin Blackmon, WR Allen Hurns, WR Dennis Northcutt
- 5 WR Alvis Whitted
- 4 (6) CB Aaron Beasley, WR Troy Edwards, WR Jason Hill, TE Zach Miller, RB Montell Owens, RB Jordan Todman
- 3 (7) WR Reggie Barlow, WR Ernest Givins, TE Clay Harbor, RB Elvis Joseph, CB Rashean Mathis, RB Alvin Pearman, WR Cedric Tillman
- 2 (18) WR Mike Brown, RB Vaughn Dunbar, RB Chris Fuamatu-Ma'afala, RB Toby Gerhart, QB Quinn Gray, WR Cortez Hankton, WR Matthew Hatchette, S Chris Hudson, WR Patrick Johnson, RB Storm Johnson, WR Kevin Lockett, WR Andre Rison, WR Allen Robinson, RB Denard Robinson, WR Bobby Shaw, CB Mickey Washington, RB Derrick Wimbush, WR Chastin West
- 1 (53) RB David Allen, TE Richard Angulo, LB Akin Ayodele, RB Tavian Banks, S Ainsley Battles, CB Will Blackmon, DE Tony Brackens, WR John Broussard, TE Derek Brown, FB Ryan Christopherson, TE Colin Cloherty, DT Nate Collins, CB Aaron Colvin, CB Jason Craft, WR Jarret Dillard, S Donovan Darius, FB Marc Edwards, CB Aaron Glenn, CB Dwayne Gratz, FB Ty Hallock, CB Mike Harris, QB Chad Henne, RB Chris Howard, WR Desmond Howard, WR Nate Hughes, LB Clint Ingram, TE Nic Jacobs, RB Anthony Johnson, WR Kevin Johnson, QB Rob Johnson, TB Brian Jones, RB Randy Jordan, WR Marqise Lee, WR Jermaine Lewis, RB Frank Moreau, TE Danny Noble, WR Kassim Osgood, LB Mike Peterson, LB Paul Posluszny, TE Zach Potter, WR Jerry Porter, QB Jonathan Quinn, WR Ace Sanders, FB Daimon Shelton, WR Jordan Shipley, LB Daryl Smith, WR R. Jay Soward, KR Michael Spurlock, CB Scott Starks, RB Shyrone Stith, WR Kerry Taylor, LB J.T. Thomas, OT Guy Whimper, WR Troy Williamson, CB Ashton Youboty



# VETERANS



The NFL from 2010-12 with 33.5 sacks and was one of only three players in the NFL to register at least 11.0 sacks in each of those seasons ...

**2014:** Started all 16 games at DE in his first season with the Jaguars ... Ranked second on the club with eight sacks and added 36 tackles (27 solo), four forced fumbles, six tackles for loss, three passes defended, one fumble recovery and 10 QB hits ... Led the NFL with four sack-fumbles ... **9/7 at PHI:** Posted four tackles including a sack and forced fumble in his Jaguars debut. Sacked Nick Foles and forced a fumble on the Eagles first offensive possession and DE Ryan Davis secured the recovery ... **10/5 vs. PIT:** Totaled a season-high five tackles in start at DE along with one sack and one QB hit ... **10/12 at TEN:** Registered a sack in a second consecutive game. Added two tackles, one QB hit and one tackle for loss. Sacked Charlie Whitehurst on final play of the first half ... **10/19 vs. CLE:** Recorded a sack in a third consecutive game, taking down Brian Hoyer for an eight-yard loss on the Browns final play from scrimmage. Marked only second time (2007) in his career with a full sack in three straight games ... **10/26 vs. MIA:** Had three solo tackles and one pass defended. Snapped streak at three games with a sack ... **11/23 at IND:** Tied a season-high three sacks with all three sacks coming in the first quarter. Tied for the most sacks in NFL history by a player in the first quarter and the three sacks tied a single-game Jaguars record. Totaled three QB hits, one forced fumble and two tackles for loss. Sacked Andrew Luck on the Colts first offensive possession and forced a fumble that was recovered by LB Telvin Smith. On the ensuing possession, he sacked Luck for a nine-yard loss on third down. Added a five-yard sack late in the first quarter ... **11/30 vs. NYG:** Started at DE and recovered an Eli Manning fumble off a Sen'Derrick Marks sack late in the fourth quarter to seal the victory. Added three solo tackles and one pass defended ... **12/28 at HOU:** Started at DE and registered a sack/forced fumble of Case Keenum in the third quarter ...

**2013:** Started 11 of 14 games and totaled 24 tackles (12 solo), 4.5 sacks, one forced fumble and two passes defended ... Made his first sack of the season on **9/29 at HOU** ... Registered his second consecutive game with a sack on **10/6 at IND** on Colts QB Andrew Luck ... Made a half-sack on **10/13 vs. TEN**, his third-straight game with a sack ... Registered his final sack of the season on **12/8 at SF** when he took down 49ers QB Colin Kaepernick for an 11-yard loss ... Started all three postseason games and totaled nine tackles (six solo), including one sack, one pass defense and forced two fumbles in the Seahawks Super Bowl XLVIII run ...

**2012:** Saw action in all 16 games for the sixth straight season ... Made 16 starts at DE for the third straight year ... Season totals included 40 tackles (30 solo), three forced fumbles, one fumble recovery and four passes defended ... Made a career-high 11.5 sacks, his third straight season with 11-plus sacks ... Tied the NFL and Seahawks record for most sacks in the first half with 4.0 on **9/24 vs. GB** on Monday Night Football en route to NFC Defensive Player of the Week honors ... Made a season-high six tackles (three solo) on **10/7 at CAR** and took down Panthers QB Cam Newton for a 10-yard loss ... Brought down Patriots QB Tom Brady for a seven-yard loss on **10/14 vs. NE**, his second straight game with a sack ... Registered his second multi-sack game on **12/16 at BUF** when he recorded 2.5 sacks for 29 yards in a Seahawks win ... F Started at DE on **1/6 at WAS** in the Wild Card game and suffered a torn ACL and was placed on injured reserve before the following Divisional playoff game ...

**2011:** Saw action in all 16 games for the fifth straight season ... Made 16 starts at DE for the second straight year ... Matched his previous career-high with his second consecutive 11-sack season ... Season totals included a career-high 51 tackles (34 solo), three forced fumbles and five passes defended ... Registered his first sack of the season on **9/18 at PIT** ... Made a sack in a second consecutive game on **9/25 vs. ARI** ... Recorded two sacks on **10/9 at NYG** ... Registered his second multi-sack game of the season when he made 3.0 sacks and forced two fumbles on **11/20 at STL** en route to NFC Defensive Player of the Week ... Made 2.0 sacks for 21 yards on **12/18 at CHI**, his third multi-sack game of the season ...

**2010:** Saw action in all 16 games for the fourth straight season and started all 16 games for the first time ... In first season as a regular starter, led Seattle with a career-high 11.0 sacks, including four multi-sack games ... Season totals included 49 tackles (33 solo), four passes defended, one forced fumble and one fumble recovery ... Had back-to-back multi-sack (2.0) games on **9/26 vs. SD** and on **10/3 at STL** ... Tied his season-high with five tackles (four solo), including 2.0 sacks on **11/14 at ARI** ...

**2009:** Played in all 16 games for the third straight season ... Season totals included seven tackles (four solo), 3.0 sacks and one pass defense ... Made a half-sack on **9/27 vs. KC** ... Registered a season-high three tackles, including one sack on **10/26 at WAS** ... Added a half-sack on **11/1 vs. NYG** ... Also added four special teams tackles on the season, including two on **12/20 vs. SF** ...

**2008:** Saw action in all 16 games for the second straight season ... Season totals included seven tackles (six solo), 4.0 sacks, one pass defense, one forced fumble and two fumble recoveries ... Made his first sack of the season on **11/2 at SEA** ... Added a sack on **11/16 at CIN** ... Named the NFC Defensive Player of the Week after recovering a fumble and returning it 73 yards for a TD in the playoff-clinching victory on **12/28 vs. DAL**, while also adding 2.0 sacks and one forced fumble ... Made his first postseason appearance and made three tackles in the three-game postseason run ...

**2007:** Played in all 16 games for the first time in his career ... Also started two games at DE ... Season totals include 17 tackles (12 solo), 8.0 sacks, two forced fumbles, one fumble recovery and one pass defended ... Also added three special teams tackles ... Made three tackles (two solo) and had one sack in the season opener on **9/9 vs. DET** ... Registered a sack on **10/21 vs. KC** ... Recorded a sack in three consecutive games on **11/11 vs. CHI** (1.0 sack for four yards), on **11/18 at MIN** (2.0 sacks for 14 yards) and on **11/25 at KC** (1.0 sack for 13 yards) ...

**2006:** Was waived by Washington in training camp and did not play in the NFL during the 2006 season ...

**2005:** Saw action in 14 games with one start ... Season totals included seven tackles (six solo), 2.0 sacks, one forced fumble and one pass defense ... Also added two special teams tackles ... Made his first sack of the season on **10/30 at NYG** ... Registered his second and final sack of the season on **11/20 vs. OAK** ... Made his first NFL start at LB on **12/11 at ARI** in a Redskins victory ...

**2004:** Saw action in six games ... Season totals included six solo tackles, 3.0 sacks, one forced fumble and one pass defense ... Made a sack in his NFL debut on **11/28 at PIT** ... Added his second sack of the season on **12/12 vs. PHI** ... Registered his third and final sack of the season on **12/26 at DAL** ...

**2003:** Was placed on injured reserve on Aug. 31 and missed the entire 2003 season.

**COLLEGE:** Three-year letterman ... Left for the NFL following his junior season ... Started 14 of 25 games ... In 2000, became the first freshman to start at LB for the Bulldogs since Randall Godfrey in 1992 ... Named the team's most improved player following his junior season ... Majored in child and family development.

**PERSONAL:** Four-year letterman and three-year starter at Griffin (Ga.) High School ... First-team AAA All-Region selection and was nominated as the regional MVP as a senior ... Saw action at CB, LB, DE and TE during his high school career ... Also lettered in track ... Brother, Nic Clemons, is a former NFL DT ... His uncle, Charlie Clemons, was a seven-year NFL LB ... Twitter handle is @ChrisClemons91.

## JAGUARS SPECIAL TEAMS TDS

In 20 seasons, the Jaguars have scored 22 touchdowns on special teams in the regular season and one in the playoffs:

DATE	OPPONENT	PLAYER	SCORE
12/03/95	at DEN	Jimmy Smith	blocked punt recovered in end zone
12/03/95	at DEN	Jimmy Smith	89-yard kickoff return
12/01/96	vs. CIN	Mickey Washington	65-yard blocked field goal return
09/22/97	vs. PIT	Chris Hudson	58-yard blocked field goal return
12/07/97	vs. N.E.	Reggie Barlow	92-yard kickoff return
12/27/97*	at DEN	Travis Davis	29-yard blocked punt return
09/13/98	vs. K.C.	Reggie Barlow	85-yard punt return
11/01/98	at BAL	Alvis Whitted	24-yard blocked punt return
11/12/99	vs. S.F.	Jason Craft	23-yard fumble return
11/21/99	vs. N.O.	Reggie Barlow	74-yard punt return
12/26/99	at TEN	Alvis Whitted	98-yard kickoff return
11/18/01	at PIT	Elvis Joseph	95-yard kickoff return
10/06/02	vs. PHI	Bobby Shaw	69-yard punt return
11/27/05	at ARI	Derrick Wimbush	91-yard kickoff return
12/10/06	vs. IND	Maurice Jones-Drew	93-yard kickoff return
11/04/07	at N.O.	Maurice Jones-Drew	100-yard kickoff return
09/28/08	vs. HOU	Montell Owens	41-yard run (on fake punt)
11/02/08	at CIN	Montell Owens	18-yard fumble return
12/19/10	at IND	Mike Thomas	78-yard punt return
12/11/11	vs. T.B.	Colin Cloherty	8-yard fumble return
12/15/11	at ATL	Zach Potter	46-yard blocked punt return
12/30/12	at TEN	Mike Harris	19-yard blocked punt return

\* Playoff game





# VETERANS



## CLEMONS' REGULAR SEASON STATISTICS

YEAR	TEAM	GP/GS	TKL	SOLO	ASST	SACKS	FF	FR	PD	INT
2003	WAS			Injured Reserve						
2004	WAS	6/0	6	6	0	3.0	1	0	1	0
2005	WAS	14/1	7	6	1	2.0	1	0	1	0
2007	OAK	16/2	17	12	5	8.0	2	1	1	0
2008	PHI	16/0	7	6	1	4.0	1	2	1	0
2009	PHI	16/0	7	4	3	3.0	0	0	1	0
2010	SEA	16/16	49	33	16	11.0	1	1	4	0
2011	SEA	16/16	51	34	17	11.0	3	0	5	0
2012	SEA	16/16	40	30	10	11.5	3	1	4	0
2013	SEA	14/11	24	12	12	4.5	1	0	2	0
2014	JAX	16/16	36	27	9	8.0	3	1	3	0
<b>NFL totals: 11 yrs.</b>		<b>146/78</b>	<b>244</b>	<b>170</b>	<b>74</b>	<b>66.0</b>	<b>16</b>	<b>6</b>	<b>23</b>	<b>0</b>

## CLEMONS' POSTSEASON STATISTICS

YEAR	TEAM	GP/GS	TKL	SOLO	ASST	SACKS	FF	FR	PD	INT
2008	PHI	3/0	4	2	2	0.0	0	0	0	0
2009	PHI	1/0	1	1	0	1.0	0	0	0	0
2010	SEA	2/2	6	5	1	1.0	0	0	2	0
2012	SEA	1/1	2	0	2	0.0	0	0	0	0
2013	SEA	3/3	9	6	3	1.0	2	0	1	0
<b>NFL totals: 11 yrs.</b>		<b>10/6</b>	<b>22</b>	<b>14</b>	<b>8</b>	<b>3.0</b>	<b>2</b>	<b>0</b>	<b>3</b>	<b>0</b>

22

## AARON COLVIN

CORNERBACK  
6-0 186 LBS.  
OKLAHOMA  
BORN OCTOBER 2, 1991  
TULSA, OKLAHOMA  
ACQ: 4TH ROUND OF 2014 DRAFT (114TH)  
EXP: 2ND YEAR



**GAMES PLAYED/STARTED:** 2014 (6/1)

**NFL TOTALS:** 6 games, 1 start

**JAGUARS TOTALS:** 6 games, 1 start

**POSTSEASON TOTALS:** 0 games, 0 starts

**TRANSACTIONS:** Originally drafted by Jacksonville in the fourth round (114th overall) of the 2014 draft.

**PRO:** Second-year CB saw action in six games as a rookie ... Began rookie season on reserve/physically unable to perform list ... Suffered an ACL injury while playing for the Jaguars coaching staff on the South squad at the Senior Bowl in 2014 ... Four-year letterman at Oklahoma ...

**2014:** Saw action in six games as a rookie and totaled 25 tackles (21 solo), two passes defended, two QB hits and one fumble recovery ... Placed on the reserve/physically unable to perform list on Aug. 26 and was activated to 53-man roster on Nov. 11 ... **11/23 at IND:** Made NFL debut and saw action at CB and on special teams. Finished with one solo tackle ... **11/30 vs. NYG:** Saw extensive action at CB. Scored a TD on a 41-yard fumble return in the fourth quarter, his first career score. It marked the fifth-longest fumble recovery for a touchdown in team history and longest since 2007 (77 yards, Daryl Smith, Oct. 14 vs. Houston) ... **12/7 vs. HOU:** Registered a career-high five tackles (four solo) and added one special teams tackle ... **12/14 at BAL:** Saw extensive action at CB and made four tackles (three solo) along with one special teams tackle ... **12/18 vs. TEN:** Posted a career-high seven solo tackles and one pass defended ... **12/28 at HOU:** Started at nickel and totaled four tackles (three solo) and one QB hit ...

**COLLEGE:** Four-year letterman ... Appeared in 50 games with 36 starts ... Career totals include 234 tackles (170 solo), 15 tackles for a loss, 3.5 sacks, five INTs, one forced fumble, three fumble recoveries and 23 passes defended ... Started 35 of his last 36 games ... Named a semifinalist for the Thorpe Award as a senior, given to the top defensive back in college football ... Was All-Big 12 first-team selection by coaches, AP and the San Antonio Express-News ... Started 10 of 11 games, missing two games due to injury ... Season totals include 55 tackles (44 solo), five tackles for loss, one sack, one INT, one forced fumble and three passes defended ... Named an Academic All-Big 12 second-team selection ... Named an All-Big 12 first-team selection by AP and coaches as a junior ... Started all 13 games at CB ... Moved back to CB after playing SS as a sophomore ... Finished second in the Big 12 with four INTs ... Season totals include 61 tackles (47 solo), 2.5 tackles for loss, 2.0 sacks and 11 passes defended ... Posted a season-high 12 tackles and made one INT on Nov. 17 at West Virginia ... Made a career-high 2.0 sacks vs. Oklahoma State on Nov. 24 ... First-year starter at SS as a sophomore, starting all 12 games ... Led team with a career-high 84 tackles (56 solo), 4.5 tackles for loss, 0.5 sacks, two fumble recoveries and six passes defended ... Moved

to SS after playing his freshman year at CB ... Wore No. 12 against Kansas to honor late teammate Austin Box and made eight tackles ... Led the team with a career-high 13 tackles vs. Texas Tech ... Had at least seven tackles in eight games ... As a true freshman, played in all 14 games and made one start at CB ... Majored in communications.

**PERSONAL:** Son of Bryant and Lisa Colvin ... Attended Owasso (Okla.) High School ... Was a three-star recruit according to ESPN, Rivals.com and Scout.com ... Named to the all-region team by PrepStar ... As a senior, made 72 tackles, two INTs and 10 passes defended on defense and scored five TDs on offense ... Named a first-team All-State selection by Tulsa World and The Oklahoman as a senior in 2009 ... Selected as the district 6A-4 defensive player of the year in 2009 ... Last name is pronounced COLE-vin ... Twitter handle is @AColvin\_22.


## COLVIN'S REGULAR SEASON STATISTICS

YEAR	TEAM	GP/GS	TKL	SOLO	ASST	SACKS	FF	FR	PD	INT
2014	JAX	6/1	25	21	4	0.0	0	1	2	0
<b>NFL totals: 1 yr.</b>		<b>6/1</b>	<b>25</b>	<b>21</b>	<b>4</b>	<b>0.0</b>	<b>0</b>	<b>1</b>	<b>2</b>	<b>0</b>

83

## DAMIAN COPELAND

WIDE RECEIVER  
6-1 182 LBS.  
LOUISVILLE  
BORN OCTOBER 17, 1990  
BRADENTON, FLORIDA  
ACQ: ROOKIE FREE AGENT 2014  
EXP: 2ND YEAR



**GAMES PLAYED/STARTED:** 2014 (IR)

**NFL TOTALS:** 0 games, 0 starts

**JAGUARS TOTALS:** 0 games, 0 starts

**POSTSEASON TOTALS:** 0 games, 0 starts

**TRANSACTIONS:** Originally signed by Jacksonville as an undrafted rookie free agent on 5/12/14 ... Placed on injured reserve on 8/3/14.

**PRO:** Second-year WR was originally signed by Jacksonville as an undrafted free agent on March 12, 2014 ...

**2014:** Spent the 2014 season on injured reserve after suffering a wrist injury in training camp.

**COLLEGE:** As a senior in 2013, led the team with 52 receptions for 690 yards and five TDs ... Caught a 22-yard TD pass in the back of the end zone in the fourth quarter of a road win at No. 23 Cincinnati ... Had at least one catch in all 12 games ... Caught a career-high eight passes for 115 yards in a win over Rutgers ... Made six catches for 98 yards and a career-high two TDs against Ohio ... As a junior in 2012, started all 13 games at WR ... Totaled a team-leading 50 receptions for 628 yards and two TDs ... Caught a pass in all 13 games ... As a sophomore in 2011, played in one game before suffering a season-ending injury ... Appeared in eight games for the season and caught eight passes for 113 yards ... Made three receptions for 61 yards in his collegiate debut against Arkansas State.

**PERSONAL:** Attended Palmetto (Fla.) High School where he played for coach Raymond Woodie ... Caught 52 passes for 718 yards and 11 TDs as a senior en route to all-area honors ... Named a first-team all-area and all-state selection ... Native of Bradenton, Fla., the same hometown of WR Ace Sanders ... Twitter handle is @DCizzle7.



# VETERANS



## 37 JOHNATHAN CYPRIEN



SAFETY  
6-0 217 LBS.  
FLORIDA INTERNATIONAL  
BORN JULY 29, 1990  
NORTH MIAMI BEACH, FLORIDA  
ACQ: 2ND ROUND OF 2013 DRAFT (33RD)  
EXP: 3RD YEAR

**GAMES PLAYED/STARTED:** 2013 (15/15), 2014 (15/15)  
**NFL TOTALS:** 30 games, 30 starts  
**POSTSEASON TOTALS:** 0 games, 0 starts  
**TRANSACTIONS:** Originally drafted by Jacksonville in the second round (33rd overall) of the 2013 draft.

**PRO:** 2013 second-round pick started 30 games in his first two seasons ... Career totals include 209 tackles (159 solo), two forced fumbles, one INT, three QB pressures, nine passes defended and one sack ... Added five special teams tackles ... Led team in 2014 with a career-high 111 tackles, the third-most among NFL DBs ... Saw action on a team-high 1,044 snaps in his first season despite missing one game ... Third-high-drafted safety in team history behind Reggie Nelson (1st round, 21st overall, 2007) and Donovan Darius (1st round, 25th overall, 1998) ...

**2014:** Started 15 games at SS and registered a team-high 111 tackles (77 solo) along with four passes defended, five tackles for loss and three special teams tackles ... His 111 tackles ranked as third-most among NFL defensive backs ... **9/7 at PHI:** Started at SS in the season-opener and suffered a concussion in the second quarter and did not return. **9/14 at WAS:** Inactive (concussion) ... **9/21 vs. IND:** Returned to action and tallied seven tackles (three solo) ... **10/5 vs. PIT:** Tallied 10 tackles (eight solo) and added one special teams tackle ... **10/12 at TEN:** Registered a career-high 14 tackles (11 solo) along with one tackle for loss and one pass defended. Added one special teams tackle ... **10/26 vs. MIA:** Led team with nine solo tackles and added one special teams tackle ... **11/2 at CIN:** Paced team with nine tackles (four solo) ... **11/9 vs. DAL:** Tied for team-lead with five tackles ... **11/23 at IND:** Made eight tackles (four solo) with one for a loss ... **12/14 at BAL:** Had a team-high nine tackles (four solo) and added one pass defended ... **12/28 at HOU:** Produced 11 tackles (seven solo) and two tackles for loss ...

**2013:** Started 15 games at SS as a rookie ... Ranked second on the team with 98 tackles (82 solo) along with two forced fumbles, one INT, one sack, six passes defended, three QB hits and one tackle for loss ... **9/8 vs. KC:** Made NFL debut with start at SS and produced three solo tackles and one QB hit ... **9/15 at OAK:** Led secondary with a career-high eight tackles and forced a fumble of RB Darren McFadden in the fourth quarter that was recovered by S Dwight Lowery ... **9/22 at SEA:** Stripped QB Russell Wilson in the second quarter, forcing a fumble that was recovered by DT Brandon Deaderick. Marked first career sack and second consecutive game with a forced fumble. ... **10/6 at STL:** Led team with a career-high 12 tackles, all solo ... **11/17 vs. ARI:** Posted a team-high eight tackles (all solo) ... **11/24 at HOU:** Finished with six tackles (four solo) and a season-high two passes defended ... **12/1 at CLE:** Made first career INT, picking off Brandon Weeden in the second quarter. Added nine tackles, one pass defended and one special teams tackle ... **12/5 vs. HOU:** Posted his second double-digit tackle game of the season, finishing with 10 tackles (seven solo). Added one special teams tackle ... **12/15 vs. BUF:** Inactive (thigh) ... **12/29 at IND:** Led team with three passes defended and added six solo tackles.

**COLLEGE:** Four-year letterman ... Appeared in 50 career games, starting the final 45 ... Career totals include a school-record 365 tackles, 22 passes defended, 13.5 tackles for a loss, seven INTs (one returned for a TD), a school-record six forced fumbles, two fumble recoveries and one sack ... His 213 solo tackles rank fifth overall (second among DBs) among active NCAA FBS players ... Started all 12 games at SS as a senior and was team captain ... Named the Sun Belt Conference Defensive Player of the Year by The NFL Draft Report ... First-team All-Sun Belt Conference selection ... Led the team for the second time in three seasons with 93 tackles (54 solo) ... Earned second-team All-Sun Belt Conference honors as a junior, starting all 13 games at SS ... Started all 13 games at SS as a sophomore ... Led team with a career-high 113 tackles (63 solo) ... Became the fourth player in school history to make at least 100 tackles in a season ... Appeared in all 12 games as a freshman, making seven starts ... Majored in physical therapy.

**PERSONAL:** Attended North Miami Beach (Fla.) High School ... Team captain as a senior ... Played both SS and WR ... As a junior, led the Chargers to a 12-1 record and a 16th-ranking in the state of Florida. Earned All-Dade County honors from the Miami Herald and was an All-District 12-6A first-team selection ... Teammates with current Miami Dolphins safety Louis Delmas and Washington Redskins cornerback, E.J. Biggers ... Honor Roll student. Son of Roselaure and Kennel Cyprien ... One of five children ... Twitter handle is @J\_Cyprien.

## CYPRIEN'S REGULAR SEASON STATISTICS

YEAR	TEAM	GP/GS	TKL	SOLO	ASST	SACKS	FF	FR	PD	INT
2013	JAX	15/15	98	82	16	1.0	2	0	6	1
2014	JAX	15/15	111*	77	34	0.0	0	0	3	0
<b>NFL totals: 2 yrs.</b>		<b>30/30</b>	<b>209</b>	<b>159</b>	<b>50</b>	<b>1.0</b>	<b>2</b>	<b>0</b>	<b>9</b>	<b>1</b>

\* Led team

## 42 MATT DANIELS



SAFETY  
6-0 212 LBS.  
DUKE  
BORN SEPTEMBER 27, 1989  
FAYETTEVILLE, GEORGIA  
ACQ: FREE AGENT 2014  
EXP: 3RD YEAR

**GAMES PLAYED/STARTED:** 2012 (4/0), 2013 (2/0), 2014 (0/0)  
**NFL TOTALS:** 6 games, 0 starts  
**POSTSEASON TOTALS:** 0 games, 0 starts  
**TRANSACTIONS:** Originally signed by St. Louis as an undrafted rookie on 5/8/12 ... Waived on 8/26/14 ... Signed by St. Louis to the practice squad on 9/1/14 ... Waived on 9/3/14 ... Signed by Jacksonville to the practice squad on 10/27/14.

**PRO:** Third-year safety has played in six career games ... Entered NFL as a rookie free agent with St. Louis in 2012 ... Joined Jaguars practice squad in 2014 and concluded season on the 53-man roster ... Four-year letterman at Duke ...

**2014:** Signed by Jacksonville to the practice squad on Oct. 27 and promoted to 53-man roster on Dec. 17 ... Was inactive on **12/18 vs. TEN** and **12/28 at HOU** ...

**2013:** Saw action in two games for St. Louis ...

**2012:** Played in four games as an undrafted rookie ... Made his NFL debut on **9/9 at DET**.

**COLLEGE:** Four-year letterman ... Second-team All-American as a senior after finishing with 126 tackles ... As a junior in 2010, started all 12 games and finished second on the team with 93 tackles ... As a sophomore in 2009, started all 12 games and finished third on the team with 83 tackles ... As a true freshman in 2008, played in 10 games and made one start ... Majored in Public Policy Studies.

**PERSONAL:** Attended Fayette County (Ga.) High School where he was a four-year letterman under coach Tommy Webb ... Three-time all-region selection ... Named the county's offensive and defensive player of the year following his junior and senior seasons ... Finished his career with 268 tackles, seven INTs and 2,790 rushing yards and 39 TDs ... Son of Bruce and Swannette Daniels.

## DANIELS' REGULAR SEASON STATISTICS

YEAR	TEAM	GP/GS	TKL	SOLO	ASST	SACKS	FF	FR	PD	INT
2012	STL	4/0	0	0	0	0.0	0	0	0	0
2013	STL	2/0	0	0	0	0.0	0	0	0	0
2014	JAX	0/0	0	0	0	0.0	0	0	0	0
<b>NFL Totals: 2 yrs.</b>		<b>6/0</b>	<b>0</b>	<b>0</b>	<b>00</b>	<b>0.0</b>	<b>0</b>	<b>0</b>	<b>0</b>	<b>0</b>

## 59 RYAN DAVIS



DEFENSIVE END  
6-2 260 LBS.  
BETHUNE-COOKMAN  
BORN FEBRUARY 24, 1989  
TAMPA, FLORIDA  
ACQ: ROOKIE FREE AGENT 2012  
EXP: 3RD YEAR

**GAMES PLAYED/STARTED:** 2012 (1/0), 2013 (7/0), 2014 (16/0)  
**NFL TOTALS:** 24 games, 0 starts  
**POSTSEASON TOTALS:** 0 games, 0 starts  
**TRANSACTIONS:** Originally signed by Jacksonville as an undrafted rookie 5/4/12 ... Waived on 8/31/12 ... Signed by Jacksonville to practice squad on 9/1/12 ... Promoted to active roster on 10/5/12 ... Waived on 10/23/12 ... Signed by Jacksonville to practice squad on 10/25/12 ... Signed as free agent





# VETERANS



on 12/31/12 ... Waived on 08/30/13 ... Signed by Jacksonville to the practice squad on 09/01/13 ... Promoted to the active roster on 11/15/13.

**PRO:** Third-year DE has played in 24 career games and totaled 7.5 sacks ... Added 22 tackles (16 solo) one INT, two forced fumbles, two fumble recoveries and two passes defended ... Posted a career-high 6.5 sacks in 2014 ... Spent majority of 2012 on the club's practice squad ... Finished career at Bethune-Cookman with 22 sacks and 49.5 tackles for loss ...

**2014:** Played in all 16 games for the first time in his career and posted career-best numbers ... Registered a career-high 6.5 sacks along with two forced fumbles and two fumble recoveries ... Added 17 tackles (13 solo) and two passes defended ... Also saw action on special teams and had three stops ...

**9/7 at PHI:** Registered one sack and one fumble recovery. Recovered a fumble off a Chris Clemons sack of Nick Foles in the first quarter ... **9/14 at WAS:** Sacked QB Robert Griffin III on the first possession of the game, his second consecutive game with a sack. Added one tackle for loss, one QB hit and one pass defended ... **9/28 at SD:** Saw action in DL rotation and also had 15-yard kickoff return ... **10/26 vs. MIA:** Registered a career-high two sacks along with two tackles, two tackles for loss and team-high three QB hits. Sacked QB Ryan Tannehill for a four-yard loss on the Dolphins opening possession and took down Tannehill for a seven-yard loss on the Dolphins opening possession of the second half **11/2 at CIN:** Split a sack with Chris Smith on the Bengals opening possession, his second straight game to have at least a shared sack. Registered his first career forced fumble and led team with two QB hits. Added two special teams tackles ... **11/23 at IND:** Had a sack/forced fumble of QB Andrew Luck in the second quarter and the ball was recovered by the Colts. Added one special teams tackle ... **12/14 at BAL:** Left game in the second quarter with a hip pointer and did not return ... **12/18 vs. TEN:** Had two tackles (one solo), one sack, one tackle for loss and one QB hit. Sacked Charlie Whitehurst for an eight-yard loss in the second quarter ... **12/28 at HOU:** Recovered a Case Keenum fumble in the third quarter on a Chris Clemons sack ...

**2013:** Appeared in seven games and totaled seven tackles, one sack and one INT ... Spent first nine weeks on the club's practice squad before he was promoted to the active roster on Nov. 15 ... Made his 2013 debut on **11/17 vs. ARI** ... **11/24 at HOU:** Saw action in DL rotation and sealed the club's victory with an interception of Case Keenum with 45 seconds remaining in the game. Added two QB pressures ... **12/5 vs. HOU:** Registered his first career sack, taking down Matt Schaub with 20 seconds remaining in the game to seal the win. Tied for the team-lead with two tackles for loss and two QB hits ...

**2012:** Was on Jaguars' practice squad for majority of rookie season ... Spent the first four weeks of the season on the club's practice squad before he was promoted to 53-man roster ... Made NFL debut on **10/7 vs. CHI**, playing 17 snaps at DE ... Was inactive on **10/21 at OAK**: ... Waived on Oct. 23 and re-signed on Oct. 25 to practice squad for the remainder of the season.

**COLLEGE:** Finished career with 22 sacks and 49.5 tackles for loss ... Named Mid-Eastern Athletic Conference Defensive Player of the Year as a senior after recording 21.5 tackles for loss and 12 sacks ... Led MEAC in sacks and ranked second in tackles for loss ... Posted 65 tackles (40 solo), eight forced fumbles, 17 QB pressures and two fumble recoveries in final season ... Named defensive performer of the year by the College Football Performance Awards ... Started 10 games as a junior and led team in tackles for loss (18) and sacks (6.5) ... Added eight QB pressures, two forced fumbles and one INT while earning second-team All-MEAC honors ... Had 3.5 sacks and nine tackles for loss as a sophomore ... Majored in mass communications.

**PERSONAL:** Played TE and DE at Howard W. Blake High School in Tampa, Fla. and earned Hillsborough County All-Star honors ... Also lettered in basketball and was the 2007 Hillsborough County Slam Dunk Champion and Western Conference Player of the Year ... Participated in Fellowship of Christian Athletes and Future Business Leaders of America ... Twitter handle is @BigDavis813.

## DAVIS' REGULAR SEASON STATISTICS

YEAR	TEAM	GP/GS	TKL	SOLO	ASST	SACKS	FF	FR	INT	PD
2012	JAX	1/0	0	0	0	0.0	0	0	0	0
2013	JAX	7/0	7	7	0	1.0	0	0	1	1
2014	JAX	16/0	17	13	4	6.5	2	2	0	2
<b>NFL totals: 3 yrs.</b>		<b>24/0</b>	<b>24</b>	<b>20</b>	<b>4</b>	<b>7.5</b>	<b>2</b>	<b>2</b>	<b>1</b>	<b>3</b>

**Additional statistics:** 1 kickoff return for 15 yards in 2014; 3 special teams tackles in 2014

17

## TANDON DOSS

WIDE RECEIVER  
6-2 205 LBS.  
INDIANA  
BORN SEPTEMBER 22, 1989  
INDIANAPOLIS, INDIANA  
ACQ: UNRESTRICTED FREE AGENT (BALTIMORE) 2014  
EXP: 5TH YEAR

**GAMES PLAYED/STARTED:** 2011 (6/0), 2012 (14/0, 4/0), 2013 (15/2), 2014 (IR)

**NFL TOTALS:** 35 games, 2 starts  
**POSTSEASON TOTALS:** 4 games, 0 starts

**TRANSACTIONS:** Originally drafted by Baltimore in the fourth round (123rd overall) of the 2011 NFL draft ... Waived on 08/31/13 ... Signed by Baltimore on 09/09/13 ... Signed by Jacksonville as an unrestricted free agent on 3/18/14.

**PRO:** Fifth-year WR/PR spent his first three seasons with Baltimore after being selected in the fourth round (123rd overall) of the 2011 NFL draft ... In three seasons with the Ravens, he totaled 26 receptions for 428 yards (16.5 avg.) and returned 27 punts for 412 yards (15.3 avg.) and one TD ... Left college after his junior season and ranks among the top ten in school history in receptions (fourth; 154), kick return yards (fourth; 1,549), receiving yards (seventh; 1,854) and all-purpose yards (seventh; 3,786) in 31 games (22 starts) ...

**2014:** Spent the 2014 season on injured reserve after suffering an ankle injury in training camp ... Placed on injured reserve on Aug. 29 ...

**2013:** Saw action in 15 games with two starts ... Had the best statistical season of his career with 19 receptions for 305 yards (16.1 avg.) and also returned 23 punts for 359 yards (15.6 ret. avg.) and one TD ... Finished fifth in the NFL (fourth in the AFC) with 359 punt return yards ... His 15.6-yard punt return avg. was the best in the NFL ... Returned two punts for 93 yards (46.5 avg.), including an 82-yard TD on **9/22 vs. HOU** ... Had a season-high 99 receiving yards on four catches (24.8 avg.) on **10/13 vs. GB** ...

**2012:** Appeared in 14 games in the regular season and all four postseason games en route to the Ravens' Super Bowl XLVII victory ... Caught seven passes for 123 yards ... Made his first career reception on **9/16 at PHI** on a six-yard completion in the second game of the season ... Had a 39-yard completion in the Ravens victory over the Browns on **9/27 vs. CLE** ... Caught the first TD of his career on a 15-yard reception on **10/21 at HOU** ... Caught two passes for 28 yards and returned one punt for a season-long 40 yards on **12/16 vs. DEN** ... Saw action at WR and on special teams in all four postseason games ...

**2011:** Played in six games during his rookie season ... Saw action at WR and on special teams ... Made his NFL debut on **9/25 at STL** at WR and on special teams ... Saw action at WR and on special teams on **12/24 vs. CLE** ... Was a gameday inactive for both playoff games.

**COLLEGE:** Three-year letterman ... Caught 154 passes for 1,854 yards (12.0 avg.) and 13 TDs in 31 career games (21 starts) ... Also returned 66 kickoffs for 1,549 yards (23.5 avg.) and 11 punts for 93 yards (8.5 avg.) ... Totaled 3,786 all-purpose yards on 273 plays (13.9 avg.), averaging 122.1 all-purpose yards per game ... Became the sixth player in Big Ten Conference history with 1,000 or more kickoff return yards in a season and set an Indiana single-season record with 1,016 kickoff return yards in 2010 ... His 1,854 receiving yards rank sixth all time at Indiana, while his 154 receptions stand fourth ... Became the 16th Hoosier to ever reach 100 career receptions and 1,000 career receiving yards ... Ranked first in the Big Ten and fourth nationally with an average of 175.8 all purpose yards per game and earned first-team All-Conference accolades from the league coaches as a senior in 2010 ... Ranked third on the team with 63 receptions for 706 yards (11.2 avg.) and a team-high 7 TDs ... Finished third on the team with 163 rushing yards and 1 TD on 28 carries (5.8 avg.) ... Led the majority of the season with a double sports hernia ... A first-team All-Big Ten choice by the league's media and second-team pick by the coaches as a junior ... In 2009, Led Indiana with 77 receptions for 962 yards (12.5 avg.) and 5 TDs ... His average of 80.2 receiving yards per game ranked second in the Big Ten and 30th nationally ... Also returned 25 kickoffs for 533 yards (21.3 avg.) and returned four punts for 44 yards (11.0 avg.) ... Finished fifth on the team with 14 receptions for 186 yards (13.29 avg.) and 1 TD as a freshman in 2008.

**PERSONAL:** Prepped at Ben Davis (Ind.) High School, earning three varsity letters while playing football ... Finalist for the Indiana Mr. Football Award during his senior campaign when he also earned first-team All- State, All-MIC Conference and All-Marion County honors ... Named Ben Davis' Most Valuable Offensive Player after leading the team to a 7-4 record and catching 37 passes for 538 yards and 4 TDs as a senior ... Added 1,164 yards and 12 rushing TDs on 174 carries, splitting time as a WR and RB ... Full name is Tandon Mic Doss ... Twitter handle is @TandonDoss.



# VETERANS



## DOSS' REGULAR SEASON STATISTICS

### RECEIVING

YEAR	TEAM	GP/GS	RECs	YDS	AVG.	LG	TD
2011	BAL	6/0	0	0	0.0	0	0
2012	BAL	14/0	7	123	17.6	39	1
2013	BAL	15/2	19	305	16.1	63	0
<b>NFL totals: 3 yrs.</b>		<b>35/2</b>	<b>26</b>	<b>428</b>	<b>16.5</b>	<b>63</b>	<b>1</b>

### PUNT RETURNS

YEAR	TEAM	GP/GS	NO	FC	YDS	AVG.	LG	TD
2011	BAL	6/0	0	0	0.0	0	0	0
2012	BAL	14/0	4	4	53	13.3	40	0
2013	BAL	15/2	23	7	359	15.6	82t	1
<b>NFL totals: 3 yrs.</b>		<b>35/2</b>	<b>27</b>	<b>11</b>	<b>412</b>	<b>15.3</b>	<b>82t</b>	<b>1</b>

## DOSS' POSTSEASON STATISTICS

### RECEIVING

YEAR	TEAM	GP/GS	RECs	YDS	AVG.	LG	TD
2012	BAL	4/0	0	0	0.0	0	0

### PUNT RETURNS

YEAR	TEAM	GP/GS	NO	FC	YDS	AVG.	LG	TD
2012	BAL	4/0	1	0	8	8.0	8	0

26

## JOSH EVANS

SAFETY  
6-0 205 LBS.  
FLORIDA  
BORN JUNE 5, 1991  
IRVINGTON, NEW JERSEY  
ACQ: 6TH ROUND OF 2013 DRAFT (169TH)  
EXP: 3RD YEAR



**GAMES PLAYED/STARTED:** 2013 (15/11), 2014 (16/14)

**NFL TOTALS:** 31 games, 25 starts

**POSTSEASON TOTALS:** 0 games, 0 starts

**TRANSACTIONS:** Originally drafted by Jacksonville in the sixth round (169th overall) of the 2013 draft.

**PRO:** 2013 sixth-round pick started 25 of 31 games in first two seasons ... Registered 138 tackles (103 solo), two fumble recoveries and three passes defended ... Added four special teams tackles ... Ranked third on the team in 2014 with a career-high 90 tackles and tied for team lead with two fumble recoveries ... Three-year letterman at Florida ...

**2014:** Ranked third on the team with 90 tackles (62 solo) and tied for the team lead with two fumble recoveries ... Added two passes defended and two tackles for loss ... Played in all 16 games for the first time in his career and made 14 starts ... **9/7 at PHI:** Inserted into the game at SS for injured Johnathan Cyrien in the second quarter. Finished with three tackles (two solo) and also saw action on special teams ... **9/14 at WAS:** Started at SS for Johnathan Cyrien (inactive/concussion) and posted a career-high 14 tackles (eight solo) and one pass defended ... **9/28 at SD:** Started at FS and made six tackles (five solo) ... **10/12 at TEN:** Ranked second on the club with seven tackles (six solo) ... **11/2 at CIN:** Recorded six tackles (two solo) and one tackle for loss ... **11/9 vs. DAL:** Posted five tackles and his first career fumble recovery. Recovered a Cole Beasley fumble forced by J.T. Thomas in the second quarter ... **12/14 at BAL:** Posted eight tackles and recovered a fumble in the second quarter ...

**2013:** Played in 15 games as a rookie with 11 starts ... Tallied 54 tackles (43 solo) and one pass defended ... Added four special teams tackles ... **9/8 vs. KC:** Made NFL debut and posted a team-high three special teams tackles ... **9/22 at SEA:** Saw extensive action at safety after replacing an injured Dwight Lowery on the game's opening drive. Finished with a then career-high seven tackles (three solo) ... **9/29 vs. IND:** Made first career start at FS and totaled five solo tackles and one pass defended. Added one special teams tackle ... **10/20 vs. SD:** Totaled a career-high nine tackles (eight solo) and did not miss a snap ... **12/1 at CLE:** Started at FS and finished with two solo tackles. Left in the first half with a shoulder injury, returned to the game briefly and then left and did not return ... **12/5 vs. HOU:** Inactive (shoulder) ... **12/22 vs. TEN:** Started at FS and totaled six solo tackles.

**COLLEGE:** Three-year letterman ... Appeared in 47 games, making 24 starts at FS ... Career totals include 154 tackles (101 solo), seven tackles for loss, five INTs, four passes defended, 3.5 sacks and one fumble recovery ... Started all 13 games at FS as a senior ... Led the team with a career-high 83 tackles (49 solo) ... Posted 2.5 sacks, 4.5 tackles for a loss, three INTs and three pass breakups ... Appeared in all 13 games as a junior, making eight starts at FS ... Finished fifth on the team with 51 tackles (38 solo) ... Saw action in all 13 games as a sophomore, making three starts ... Recorded 14 tackles (10 solo) ... Played in eight games as freshman and was a defensive reserve ... Recorded six tackles (four solo), including one tackle in the Sugar Bowl win over Cincinnati ... Majored in sociology.

**PERSONAL:** Attended Irvington (N.J.) High School ... Primarily a QB and FS ... Completed 123 of 190 passes for 1,856 yards and 18 TDs and rushed for 1,403 yards and 14 TDs during his career ... As a senior, recorded 78 tackles and seven INTs ... Named the Star-Ledger Essex County Player of the Year and was a first-team All-State selection ... Also lettered in track and helped lead team to the Group III Track co-state championship title while competing in hurdles, relay and high jump ... Brother, James, played football and was a freshman All-American at the University of Buffalo ... Twitter handle is @JAY\_E\_9.


## EVANS' REGULAR SEASON STATISTICS

YEAR	TEAM	GP/GS	TKL	SOLO	ASST	SACKS	FF	FR	PD	INT
2013	JAX	15/11	54	43	11	0.0	0	0	0	0
2014	JAX	16/14	90	62	28	0.0	0	2	2	0
<b>NFL totals: 2 yrs.</b>		<b>31/25</b>	<b>144</b>	<b>105</b>	<b>39</b>	<b>0.0</b>	<b>0</b>	<b>2</b>	<b>2</b>	<b>0</b>

58

## KHAIRI FORTT

LINEBACKER  
6-2 240 LBS.  
CALIFORNIA  
BORN MARCH 24, 1992  
WASHINGTON, D.C.  
ACQ: PRACTICE SQUAD (CINCINNATI) 2014  
EXP: 2ND YEAR



**GAMES PLAYED/STARTED:** 2014 (4/0)

**NFL TOTALS:** 4 games, 0 starts

**POSTSEASON TOTALS:** 0 games, 0 starts

**TRANSACTIONS:** Originally drafted by New Orleans in the fourth round (126th overall) of the 2014 draft ... Waived on 10/6/14 ... Claimed off waivers by Cincinnati ... Waived on 10/14/14 ... Signed by Cincinnati to the practice squad on 10/16/14 ... Signed to Jacksonville's active roster off of Cincinnati's practice squad on 11/3/14.

**PRO:** Second-year linebacker played in four games as a rookie ... Was a fourth-round draft pick of New Orleans and also spent time with Cincinnati ... Was signed by the Jaguars off the Bengals practice squad ...

**2014:** Was on New Orleans' active roster for the first five games of the season, but was inactive for every game ... Signed by Jacksonville to the active roster off of Cincinnati's practice squad on Nov. 3 ... Made his NFL debut on **11/9 vs. DAL** and registered one special teams tackle ... **11/23 at IND:** Saw action on special teams ... **11/30 vs. NYG:** Saw action on special teams. Suffered a hamstring strain in the third quarter and did not return ... **12/7 vs. HOU:** Inactive (hamstring) ... **12/14 at BAL:** Inactive (hamstring) ... Was placed on injured reserve with a hamstring injury on Dec. 17.

**COLLEGE:** Declared for the NFL draft following his junior year ... Spent one season at California and was a national finalist for the 2013 Butkus Award, given annually to the nation's top linebacker ... Played and started in all nine games his junior year and totaled 64 tackles, 3.5 tackles for loss and 0.5 sacks ... Redshirted following his transfer from Penn State ... In two seasons at Penn State (2010-11), played in 22 contests and totaled 50 tackles, 6.5 tackles for loss and 2.5 sacks ... Majored in American studies.

**PERSONAL:** Attended Stamford (Conn.) ... Second-team USA Today All-American as a senior ... Army All-American bowl participant ... Finished with 63 tackles, 2.5 sacks and one INT for a TD as a senior ... As a junior in 2008, finished with 188 tackles, five forced fumbles and four INTs ... Also lettered in lacrosse and track ... Son of Guy and Dr. Tabitha Fortt ... Father, Guy, played football at Central Connecticut State and mother, Tabitha, played basketball at Fairfield ... Full name is Khairi Savid Fortt.





# VETERANS



## 54 JEREMIAH GEORGE

LINEBACKER  
5-11 234 LBS.

IOWA STATE  
BORN JANUARY 24, 1992  
CLEARWATER, FLORIDA

ACQ: PRACTICE SQUAD (NEW YORK JETS) 2014  
EXP: 2ND YEAR



**GAMES PLAYED/STARTED:** 2014 (6/0)

**NFL TOTALS:** 6 games, 0 starts

**JAGUARS TOTALS:** 6 games, 0 starts

**POSTSEASON TOTALS:** 0 games, 0 starts

**TRANSACTIONS:** Originally drafted by the New York Jets in the fifth round (154th overall) of the 2014 NFL draft ... Waived on 9/1/14 ... Signed to the practice squad by the New York Jets on 9/2/14 ... Signed by Jacksonville to the active roster (via Jets practice squad) on 9/23/14.

**PRO:** Second-year LB played in six games as a rookie ... Was a fifth-round pick by the New York Jets in 2014 and was signed by the Jaguars off the Jets' practice squad ...

**2014:** Originally selected in the fifth round (154th overall) of the 2014 NFL Draft by the New York Jets ... Waived during final roster cuts, but placed on the Jets practice squad on Sept. 2 ... Signed to Jacksonville's 53-man roster on Sept. 23 ... **9/28 at SD:** Inactive ... **10/5 vs. PIT:** Inactive ... **10/12 at TEN:** Inactive ... **10/19 vs. CLE:** Inactive ... **10/26 vs. MIA:** Made NFL debut and had one special teams tackle ... **11/2 at CIN:** Saw first action on defense, seeing time at MLB and made three tackles (two solo) with one for loss. Injured his ankle in the first half and did not return ... **11/9 vs. DAL:** Inactive (ankle) ... **11/23 at IND:** Inactive (ankle) ... **11/30 vs. NYG:** Inactive (ankle) ... **12/7 vs. HOU:** Returned to action after missing three games and was inserted into the game in the fourth quarter after an injury to J.T. Thomas ... **12/14 at BAL:** Saw action on special teams ... **12/18 vs. TEN:** Totaled one special teams tackle ... **12/28 at HOU:** Had one special teams tackle.

**COLLEGE:** Four-year letterman ... First-team All-Big 12 selection as a senior in 2013 ... Named team's Most Valuable Player ... Co-captain ... One of three Cyclones to lead Big-12 in tackles (Alvin Bowen, 2006; Jesse Smith, 2009) ... Ranked fourth nationally in tackles/game (11.1) ... Led the team with 133 tackles, 12.0 tackles for loss, forced fumbles (three), sacks (3.5) and INTs (2) ... Registered double-digit tackles in nine of 12 games ... As a junior in 2012, finished third on the team with 87 tackles, including 4.0 tackles or loss ... As a sophomore in 2011, played in all 13 games and made one tackle ... As a freshman in 2010, played in nine games and finished with four tackles ... Majored in pre-liberal studies.

**PERSONAL:** Attended Clearwater (Fla.) HS where he played for coach Tom Bostic ... Three-star recruit out of college ... Three-time Clearwater Defensive MVP and was named team MVP in 2009 ... Team captain as a senior ... Registered 150 tackles as a senior ... Led the team with 512 rushing yards and five TDs ... Returned an INT for TD and punt for a TD against Dixie Hollins ... Born on Jan. 24, 1992 ... Son of Ike George and Shannon Sebek.

## 21 TOBY GERHART

RUNNING BACK  
6-0 231 LBS.  
STANFORD

BORN MARCH 28, 1987  
NORCO, CALIFORNIA

ACQ: UNRESTRICTED FREE AGENT (MINNESOTA) 2014  
EXP: 6TH YEAR



**GAMES PLAYED/STARTED:** 2010 (15/1), 2011 (16/5), 2012 (16/0), 2013 (14/0), 2014 (14/7)

**NFL TOTALS:** 75 games, 13 starts

**JAGUARS TOTALS:** 14 games, 7 starts

**POSTSEASON TOTALS:** 1 game, 0 starts

**TRANSACTIONS:** Originally drafted by Minnesota in the second round (51st overall) of the 2010 NFL draft ... Signed by Jacksonville as an unrestricted free agent on 3/12/14.

**PRO:** Sixth-year RB has played in 75 career games with 13 starts ... Career totals include 377 carries for 1,631 yards (4.3 avg.) and seven TDs, 97 receptions for 787 yards (8.1 yards/rec.) and three TDs ... Joined Jaguars as an unrestricted free agent in 2014 after four seasons in Minnesota ... Has appeared in all but five games over his career ... Rushed for a career-high 531 yards in

2011 ... Has 10-plus carries in 14 games, including two games with 20-plus rushes ... Selected with the 51st overall selection of the 2010 NFL draft after the Vikings traded up with the Houston Texans ... Runner-up for the Heisman Trophy at Stanford in 2009 ...

**2014:** Appeared in 14 games with seven starts in his first season with the Jaguars ... Finished with 326 yards on 101 rushes with two TDs ... Added 20 receptions for 186 yards and four special teams tackles ... Was limited by foot injury suffered in Week 1 against the Eagles throughout the season ... **9/7 at PHI:** Started at RB in Jaguars debut and rushed for 42 yards on 17 carries and added two catches for 15 yards. Suffered a sprained ankle in the second quarter and returned to the game in the second half ... **9/21 vs. IND:** Started at RB and totaled 32 yards on nine carries and two receptions for 31 yards including a 26-yard grab ... **9/28 at SD:** Started at RB and had 10 carries for 32 yards and one catch for eight yards. Lost a fumble on the opening possession ... **10/5 vs. PIT:** Started at RB and had four carries for nine yards and a 20-yard reception, his second catch in 20-plus yards through five games ... **10/12 at TEN:** Inactive (foot) ... **10/19 vs. CLE:** Inactive (foot) ... **10/26 vs. MIA:** Returned to action and had four rushes for 10 yards and one reception for three yards ... **11/2 at CIN:** Finished with three rushes for 19 yards and three receptions for 49 yards, the second-most receiving yards of his career ... **11/23 at IND:** Totaled four carries for 31 yards including a season-long 23-yard rush. Added three receptions for 19 yards. Also saw action on special teams and had a tackle ... **11/30 vs. NYG:** Led team with two special teams tackles ... **12/7 vs. HOU:** Produced 19 yards on five carries and 16 yards on two receptions. Had a special teams tackle in the third straight game ... **12/14 at BAL:** Started at RB and rushed for a season-high 54 yards on 13 carries with a long of 10 yards. Added two receptions for nine yards ... **12/18 vs. TEN:** Started at RB and produced 53 yards and one TD on 12 carries along with one reception for seven yards ...

**2013:** Played in 14 games ... Season totals included 36 rushes for 283 yards (7.9 yards/rush) and two TDs and 13 receptions for 88 yards (6.8 yards/rec.) ... Returned seven kickoffs for 106 yards (15.1 yards/ret.) ... Rushed seven times for 67 yards (9.6 yards/rush) on **11/17 at SEA** ... Rushed for a season-high 91 yards on eight carries (11.4 yards/rush) on **11/24 at GB** ... Carried the ball a season-high 15 times for 89 yards (5.9 yards/rush) on **12/8 at BAL** ... Was inactive on **12/15 vs. PHI** with a hamstring injury ...

**2012:** Played in all 16 games for the second time in his career ... Had 50 rushes for 169 yards (3.4 yards/rush) and one TD and also caught 20 passes for 155 yards (7.8 yards/rec.) ... Rushed six times for a season-high 41 yards (6.8 yards/rush), including two rushes of 10-plus yards on **10/7 vs. TEN** ... Rushed a season-high eight times for 31 yards (3.9 yards/rush) on **12/23 at HOU** ... Appeared in NFC Wildcard playoff game on **1/5 at GB**, the only postseason appearance of his career ...

**2011:** Saw action in all 16 games for the first time in his career ... Started a career-high five games at RB after seeing an increase in playing time following his rookie season ... Season totals include a career-high 531 rushing yards on 109 carries (4.9 yards/rush), along with one rushing TD ... Also caught 23 passes for 190 yards (8.3 yards/rec.) and scored the only three receiving TDs of his career ... Notched the longest run for a Viking on a 67-yard rush and registered his first 100-yard rushing game on **12/24 at WAS** ... Rushed for 90-plus yards in consecutive weeks for the first time in his career on **12/4 vs. DEN** (91) and **12/11 at DET** (90) ...

**2010:** Saw action in 15 games with one start as a rookie after being inactive for the season opener ... Made his NFL debut on **9/19 vs. MIA** and rushed four times for 10 yards, including two first downs ... Rushed a career-high 22 times for 76 yards, including three first downs and one TD on **11/28 at WAS**.

**COLLEGE:** Started 26 of 38 career games ... Finished his collegiate career ranked 2nd on Stanford's all-time career rushing list with 3,522 yards ... Ranked first in career rushing TDs with 44 and rushing attempts with 671 ... Was just the second RB in school history to rush for 1,000+ yards in consecutive seasons ... Ran for 100+ yards 19 times in his career, including three contests in which he rushed for 200 or more yards ... Set school's single-game rushing record with a 223-yard performance against Oregon in 2009 ... Consensus All-America and named the Pacific-10 Offensive Player of the Year as a senior ... Finished runner-up in the 2009 Heisman Trophy balloting, 28 points behind Mark Ingram in the closest race in Heisman history up to that point ... Limited to one game his sophomore season due to a knee injury ... Played in all 12 games as a freshman ... Was a starting outfielder for the baseball team ... Majored in management science and engineering.

**PERSONAL:** Played for his father at Norco (Calif.) high school ... Set California high school rushing record with 9,662 yards ... Consensus All-America ... Named first-team All-State, CIF Division V Player of the Year and Los Angeles Times Player of the Year as a senior ... Gatorade's High School Player of the Year for California ... Rushed for 3,233 yards and 39 TDs as a senior ... All-State in baseball as a junior and senior ... Turned down a professional baseball contract in 2009 to continue playing college football ... Father, Todd was a RB at Cal State-Fullerton before joining the USFL for two seasons and went to training camp with the Vikings in 1986 ... Has triplet sisters who all played college softball, two at Stanford and one at Cal Poly-SLO.



# VETERANS



## GERHART'S REGULAR SEASON STATISTICS

### RUSHING

YEAR	TEAM	GP/GS	NO	YDS	AVG	LG	TD
2010	MIN	15/1	81	322	4.0	21	1
2011	MIN	16/5	109	531	4.9	67	1
2012	MIN	16/0	50	169	3.4	22	1
2013	MIN	14/0	36	283	7.9	41t	2
2014	JAX	14/7	101	326	3.2	23	2
<b>NFL totals: 5 yrs.</b>		<b>75/13</b>	<b>377</b>	<b>1,631</b>	<b>4.3</b>	<b>67</b>	<b>7</b>

### RECEIVING

YEAR	TEAM	GP/GS	NO	YDS	AVG	LG	TD
2010	MIN	15/1	21	167	8.0	23	0
2011	MIN	16/5	23	190	8.3	42	3
2012	MIN	16/0	20	155	7.8	21	0
2013	MIN	14/0	13	88	6.8	13	0
2014	JAX	14/7	20	186	9.3	26	0
<b>NFL totals: 5 yrs.</b>		<b>75/13</b>	<b>97</b>	<b>787</b>	<b>8.1</b>	<b>42</b>	<b>3</b>

**COLLEGE:** Four-year letterman ... Appeared in 50 games, including 39 starts ... Career totals include 189 tackles (141 solo), 30 passes defenses, 11 tackles for a loss, eight INTs, three forced fumbles and three fumble recoveries ... Ranked 23rd among active NCAA FBS players with eight INTs ... Returned two INTs for TDs ... Named first-team All-Big East and All-America Super Sleeper by The NFL Draft Report as a senior ... Started all 12 games ... Allowed only 22-of-91 passes targeted in his area (24.18%) to be completed for 172 yards ... Earned second-team All-Big East honors as a junior, starting all 11 games at CB ... Recorded 53 tackles (35 solo), four pass breakups, three INTs, and one forced fumble ... Started 11 of 13 games at CB as sophomore ... Ranked third on the team with a career-high 63 tackles (54 solo). Totaled 10 passes defended, two INTs (one for a TD), one fumble recovery and one forced fumble ... Redshirted as a freshman ... Sociology major.

**PERSONAL:** Single ... Attended Piscataway (N.J.) High School ... Served as the team captain his senior year ... Garnered All-State and All-Region honors ... Played WR and CB ... As a senior, led team to an 11-1 mark, ranking 21st in the state ... Recorded 65 tackles and 16 passes defended his senior year ... Won the state championship in both 2005 and 2007 ... Named all-county in track after running a 7.5 in the 55-meter hurdles ... One of eight children ... Third-oldest of his siblings ... All three brothers played WR and DB in high school ... Twitter handle is @DJG24\_7.

## GRATZ'S REGULAR SEASON STATISTICS

YEAR	TEAM	GP/GS	TKL	SOLO	ASST	SACKS	FF	FR	PD	INT
2013	JAX	10/8	32	25	7	0.0	0	0	3	2
2014	JAX	15/13	55	39	16	0.0	2	0	9	1
<b>NFL totals: 2 yrs.</b>		<b>25/21</b>	<b>87</b>	<b>64</b>	<b>23</b>	<b>0.0</b>	<b>2</b>	<b>0</b>	<b>12</b>	<b>3</b>

27

DWAYNE GRATZ

CORNERBACK  
 5-11 201 LBS.  
 CONNECTICUT  
 BORN MARCH 8, 1990  
 PISCATAWAY, NEW JERSEY  
 ACQ: 3RD ROUND OF 2013 DRAFT (64TH)  
 EXP: 3RD YEAR

**GAMES PLAYED/STARTED:** 2013 (10/8), 2014 (15/13)  
**NFL TOTALS:** 25 games, 21 starts  
**POSTSEASON TOTALS:** 0 games, 0 starts  
**TRANSACTIONS:** Originally drafted by Jacksonville in the third round (64th overall) of the 2013 draft.

**PRO:** 2013 third-round pick has played in 25 games with 21 starts ... Totaled 87 tackles (64 solo), two forced fumbles, three INTs and 12 passes defended ... Tied for the team lead in INTs as a rookie with two ... Missed five of the first six games as a rookie with an ankle injury ... Highest drafted CB by the Jaguars since 2003 (Rashean Mathis, 2nd round) ... Four-year letterman at Connecticut ... Last name pronounced GRAH-ts ...

**2014:** Played in a career-high 15 games with 13 starts ... Registered a career-best 55 tackles (39 solo), nine passes defended, one INT and one tackle for loss ... Tied for second on club with two forced fumbles ... **9/7 at PHI:** Started at LCB and totaled four tackles (three solo) ... **9/14 at WAS:** Started at LCB and made five tackles (three solo) and a team-high two passes defended ... **9/21 vs. IND:** Posted a season-high seven tackles (six solo) ... **9/28 at SD:** Started at LCB and made three tackles (one solo) before suffering a concussion in the second quarter ... **10/5 vs. PIT:** Inactive (concussion) ... **10/12 at TEN:** Returned to the lineup and saw action as a reserve CB ... **11/2 at CIN:** Started at CB and made six tackles (three solo) and one pass defended ... **11/9 vs. DAL:** Started at CB and had two passes defended along with three solo tackles and one tackle for loss ... **11/23 at IND:** Started at CB and had his first career forced fumble. Added three tackles (two solo) ... **11/30 vs. NYG:** Started at CB and forced a fumble of Larry Donnell in the fourth quarter that was recovered by Aaron Colvin and returned 41 yards for a TD. Finished with five tackles (four solo). Second straight game with a forced fumble ... **12/28 at HOU:** Started at CB and posted a team-high three passes defended. Intercepted Case Keenum in the first quarter and returned it 55 yards for his first career TD. Tied for the fifth-longest return in franchise history ...

**2013:** Played in 10 games as a rookie with eight starts ... Tied for the team lead with two INTs ... Finished with 32 tackles (26 solo) and three passes defended ... **9/8 vs. KC:** Made NFL debut with start at LCB and finished with three solo tackles. Injured his ankle late in the second quarter and did not return ... Was inactive the next five games ... **10/20 vs. SD:** Returned to the lineup and had one solo tackle ... **10/27 vs. SF:** Registered a career-high five solo tackles in extensive action at CB ... **11/10 at TEN:** Started at CB and matched his career-high with five tackles. Registered his first career INT, picking off Jake Locker in the second quarter and returned it 17 yards ... **11/24 at HOU:** Started at CB and made four tackles (two solo) ... **12/1 at CLE:** Recorded his second career INT with a pick of Brandon Weeden in the second quarter. Added three solo tackles and a team-high two passes defended ... **12/5 vs. HOU:** Started at CB and matched season-high with five tackles (four solo) ... **12/22 vs. TEN:** Started at CB but left the game in the first half with an ankle injury and did not return ... Was inactive in season-finale on **12/29 at IND.**

86

CLAY HARBOR

TIGHT END  
 6-3 255 LBS.  
 MISSOURI STATE  
 BORN JULY 2, 1987  
 LIBERTYVILLE, ILLINOIS  
 ACQ: WAIVERS (PHILADELPHIA) 2013  
 EXP: 6TH YEAR

**GAMES PLAYED/STARTED:** 2010 (9/6, 1/1), 2011 (16/3), 2012 (14/9), 2013 (16/7), 2014 (13/8)  
**NFL TOTALS:** 68 games, 33 starts  
**JAGUARS TOTALS:** 29 games, 15 starts  
**POSTSEASON TOTALS:** 1 game, 1 start  
**TRANSACTIONS:** Originally drafted by Philadelphia in the fourth round (125th overall) of the 2010 draft ... Waived on 8/31/13 ... Claimed off waivers by Jacksonville on 9/1/13.

**PRO:** Fifth-year TE has played in 68 career games with 33 starts ... Career totals include 97 catches for 1,001 yards (10.3 avg.) and seven TDs ... Added nine special teams tackles ... Was claimed off waivers by the Jaguars on Sept. 1, 2013 and has played in 29 games with 15 starts for the club ... Spent three seasons (2010-12) with Philadelphia after being selected in the fourth round of the 2010 draft ... Started a career-high nine games in 2012 and produced a career-best 25 receptions for 186 yards and two scores ... Three-time All-America selection at Missouri State ...

**2014:** Started eight of 13 games and led TEs with a career-high 26 catches for 289 yards and one TD ... Added one special teams tackle ... Missed the first three games with a calf injury suffered in training camp ... **9/28 at SD:** Made 2014 debut and finished with a career-high eight receptions for 69 yards with a long of 30 yards ... **10/12 at TEN:** Started at TE and finished with a career-high 91 yards on three receptions including a 20-yard TD catch in the fourth quarter. Connected with Blake Bortles on a career-long 59-yard catch on the club's opening drive ... **10/19 vs. CLE:** Led team with six receptions that went for 34 yards with a long of 24 yards ... **11/2 at CIN:** Recorded one special teams tackle ... **11/9 vs. DAL:** Started at TE and had three catches for 28 yards with a long of 15 yards ...

**2013:** Played in all 16 games for the second time in his career ... Totaled 24 catches for a career-high 292 yards with two TDs ... Matched his career-high with two receiving scores ... Had three special teams tackles ... **9/8 vs. KC:** Made Jaguars debut and started as team opened in two-TE alignment. Had one catch for five yards ... **9/15 at OAK:** Scored the club's first TD of the season with a 13-yard TD reception from Chad Henne late in the fourth quarter. Finished with three catches for 34 yards ... **9/22 at SEA:** Tied for the team-lead with two special teams tackles ... **9/29 vs. IND:** Registered two receptions for 39 yards including a career-long 31-yard catch in the fourth quarter ... **10/6 at STL:** Started at TE and produced three catches for 39 yards with a long of 21 yards ... **10/13 at DEN:** Made start at TE and had two catches for 29 yards with a long of 23, his third straight game with a 20-plus yard reception ...





# VETERANS



**11/17 vs. ARI:** Started at TE as team opened up in two-TE alignment. Matched season-high with three catches for 32 yards including a 21-yard reception in the first quarter. Surpassed his previous single-season career-high with 198 receiving yards ... **12/1 at CLE:** Started at TE and scored on an 18-yard pass from Chad Henne in the first quarter. Matched his single-season career-high with two TDs ... **12/15 vs. BUF:** Posted a season-high 52 yards on three receptions including a 28-yard grab. Added one special teams tackle ... **12/29 at IND:** Made two receptions for 11 yards before he fractured his ankle in the second quarter ...

**2012:** Appeared in 14 games and made a career-high nine starts ... Set career-highs in receptions (25), receiving yards (188) and TDs (2) ... Added a career-high three special teams tackles ... Opened season on **9/9 at CLE** with three catches for 16 yards including a four-yard game-winning TD grab from QB Michael Vick with 1:18 remaining ... Had three catches in back-to-back games, **11/5 at NO** and **11/11 vs. DAL** ... Recorded a career-high six receptions for 52 yards on **12/9 at TB** including a 11-yard TD reception from QB Nick Foles as part of a fourth quarter comeback win ... Posted three receptions for 28 yards on **12/13 vs. CIN**, his final game of the season ... Was placed on injured reserve on Dec. 18 with a back injury ...

**2011:** Played in all 16 games with three starts ... Totaled 13 receptions for 163 yards and two TDs ... Added two special teams tackles ... Registered 55 yards on three receptions with a TD on **10/2 vs. SF** including a career-long 27-yard grab ...

**2010:** Saw action in nine games as a rookie and made six starts ... Finished with nine receptions for 72 yards and one TD ... Made NFL debut on **9/12 vs. GB** ... Recorded six-yard reception on **11/21 vs. NYG**, the first catch of his career ... Scored his first career TD on **12/28 vs. MIN**, a three-yard catch.

**COLLEGE:** Three-time All-America selection at Missouri State University ... Finished his career with 150 receptions for 1,906 yards and 10 TDs ... Tallied 59 catches for 729 yards as a senior, the second-most receptions in the nation among TEs ... Earned FCS first-team All-America honors ... Led the team as a junior with 40 catches for 457 yards, earning second-team Associated Press All-America honors ... Switched positions as a sophomore, moving from WR to TE ... Finished with a single-season school-record for a TE with 45 catches for 647 yards ... Played in 11 games as a freshman and started two at WR, finishing with six catches for 73 yards ... Redshirted as a freshman ... Majored in Hospitality and Restaurant Management.

**PERSONAL:** Three-sport standout at Dwight High School in Illinois ... Four-year letterman in football, basketball and track ... Had a graduating class of 74 people ... Played WR and S and set school record with 60 receptions for 1,079 yards and 19 TDs ... Played with his brother, Cory, at Missouri State ... Was not offered a football scholarship ... Began playing football in fourth grade ... Twitter handle is @clayharbs82 ... Full name: Clayton Lee Harbor.


## HARBOR'S REGULAR SEASON STATISTICS

YEAR	TEAM	GP/GS	REC	YDS	AVG	LG	TD
2010	PHI	9/6	9	72	8.0	24	1
2011	PHI	16/3	13	163	12.5	27	1
2012	PHI	14/9	25	186	7.4	19	2
2013	JAX	16/7	24	292	12.2	31	2
2014	JAX	13/8	26	289	11.1	59	1
<b>NFL totals: 5 yrs.</b>		<b>68/33</b>	<b>97</b>	<b>1,001</b>	<b>10.3</b>	<b>59</b>	<b>6</b>

**Additional statistics:** Special teams tackles- 2 in 2011; 3 in 2012; 3 in 2013; 1 in 2014.

**[23]** **JEREMY HARRIS**

CORNERBACK  
6-2 185 LBS.  
NEW MEXICO STATE  
BORN APRIL 26, 1991  
DORSEY, CALIFORNIA  
ACQ: 7TH ROUND OF 2013 DRAFT (208TH)  
EXP: 3RD YEAR



**GAMES PLAYED/STARTED:** 2013 (1R), 2014 (6/0)  
**NFL TOTALS:** 6 games, 0 starts  
**POSTSEASON TOTALS:** 0 games, 0 starts  
**TRANSACTIONS:** Originally drafted by Jacksonville in the seventh round (208th overall) of the 2013 NFL draft.

**PRO:** Third-year CB has played in six career games, all in 2014 ... Was originally selected in the seventh round of the 2013 NFL draft ... Missed entire rookie season with a back injury ... Had five special teams tackles in 2014 ... Played under Jaguars defensive backs coach DeWayne Walker at New Mexico State ...

**2014:** Saw first career action, playing in six games ... Finished with five special teams tackles ... **9/7 at PHI:** Made NFL debut, seeing action on special teams ... **10/26 vs. MIA:** Saw action for career-high 10 snaps at CB and also on special teams. Had one special teams tackle ... **11/2 at CIN:** Registered a career-high four special teams tackles ... Was inactive for the final five games ...

**2013:** Placed on injured reserve on Aug. 25 with a back injury.

**COLLEGE:** Appeared in 25 games in last two seasons ... Career totals include 83 tackles, 12 pass breakups, two forced fumbles, one INT and one tackle for a loss ... Transferred to New Mexico State following two seasons at East Los Angeles Junior College ... Started all 12 games at CB ... Named first-team All-WAC ... Season totals include 56 tackles (37 solo), 10 pass breakups, two forced fumbles, one tackle for a loss and one INT ... Recorded five tackles in six games of the 12 games ... Ranked sixth in the WAC in pass breakups (10) ... Appeared in 13 games at CB ... Tallied 27 tackles and two pass breakups ... In season opener, recorded three tackles and a pass breakup vs. Ohio ... Made a season-high five tackles vs. Hawaii ... Added four tackles vs. Louisiana Tech ... Played two seasons at East Los Angeles Junior College, starting every game at CB ... In 2010, tallied 17 tackles, three INTs, three pass breakups and one fumble recovery ... Returned one INT for a TD ... Returned five kickoffs for 91 yards (18.2 yards per return) ... Led the team with 218 yards on kick returns (24.2 yards per return), including one for a TD.

**PERSONAL:** Attended Dorsey High School in Dorsey, Calif. ... Named a second-team All-District selection in 2007 ... Helped lead team to a 16-8 record during his junior and senior seasons ... Ran track, earning a third place finish in the city meet in 2007 and a second place finish and third in the state in his senior season ... Son of Chandra Franklin ... Also raised by his grandmother, Joanna Franklin ... Twitter handle is @JeremyHarris\_31.

**[7]** **CHAD HENNE**

QUARTERBACK  
6-3 230 LBS.  
MICHIGAN  
BORN JULY 2, 1985  
WYOMISSING, PENNSYLVANIA  
ACQ: UNRESTRICTED FREE AGENT (MIAMI) 2012  
EXP: 8TH YEAR



**GAMES PLAYED/STARTED:** 2008 (3/0), 2009 (14/13), 2010 (15/14), 2011 (4/4), 2012 (10/6), 2013 (15/13), 2014 (3/3)

**NFL TOTALS:** 64 games, 53 starts

**JAGUARS TOTALS:** 28 games, 22 starts

**POSTSEASON TOTALS:** 0 games, 0 starts

**TRANSACTIONS:** Originally drafted by Miami in the second round (57th overall) of the 2008 draft ... Signed by Jacksonville as an unrestricted free agent on 3/15/12.

**PRO:** Eighth-year QB has played in 64 games with 53 starts ... Career totals include 1,159 of 1,954 passing for 12,931 yards with 58 TDs/63 INTs and a 75.5 rating ... Joined the Jaguars in 2012 as an unrestricted free agent and has played in 28 games with 22 starts ... Spent first four seasons in Miami after being selected in the second round of 2008 draft ... Recorded two 3,000-yard passing seasons including 3,241 in 2013 ... Has 12 career 300-yard passing games including a career-high 416 yards in the 2011 season-opener against New England ... Owns a 18-35 record as a starter, 5-17 with the Jaguars ... Has 83 career completions of 25-plus yards ... Posted four games with 50-plus attempts ... Recorded four fourth-quarter or overtime comeback victories ... Was under center for all but four offensive plays for the Jaguars in the last seven games (six starts) of 2012 ... Saw action as a reserve on Nov. 18, 2012 at Houston and threw for 354 yards and four TDs ... Started first four games of 2011 season before suffering a season-ending left shoulder injury ... Started a career-high 14 games in 2010 and threw for 3,301 yards and 15 TDs ... Four-year starter at Michigan, where he threw 87 career TD passes ...

**2014:** Started the first three games and was 42 of 78 passing for 492 yards with three TDs and one INT for an 80.7 rating ... Added four rushes for 25 yards ... Dressed but did not play in final 13 games ... **9/7 at PHI:** Opened the season as starting QB and completed 24 of 43 passes for 266 yards with two TDs for an 89.9 passer rating. Hooked up rookie WR Allen Hurns for TDs of 34 and 21 yards in the first quarter. Added one rush for eight yards. Had a 141.1 rating at halftime ... **9/14 at WAS:** Started at QB and was 14 of 28 passing for 193 yards with one TD and one INT for a 69.5 rating. Had two completions of 50-plus yards, a 63-yard TD pass to TE Marcedes Lewis and a 54-yard completion to WR Allen Robinson. Led the team in rushing 17 yards on three carries ... **9/21 vs. IND:** Started at QB and was 4 of 7 passing for 33 yards before he was replaced in the second half by Blake Bortles. Was sacked three times for 11 yards ...

**2013:** Started 13 of 15 games played, tied for the second-most starts of his



# VETERANS



career ... Was 305 of 503 passing for 3,241 yards with 13 TDs and 14 INTs for a 76.5 passer rating ... Established career-highs for attempts and completions and had second-most yards ... Had two TD passes in four of the last five games ... Started the last 11 games ... Had two 300-yard passing games ... Added 27 rushes for 77 yards ... **9/8 vs. KC:** Inserted into the game during middle of club's final drive as Blaine Gabbert suffered a hand injury. Finished 3 of 6 passing for 36 yards with a 24-yard completion to Cecil Shorts III ... **9/15 at OAK:** Started at QB for injured Blaine Gabbert and threw for 241 yards on 25 of 38 passing with one TD for a 92.1 passer rating. Hooked up with Ace Sanders for a 30-yard completion and connected with TE Clay Harbor for a 13-yard TD pass in the fourth quarter ... **9/22 at SEA:** Started at QB and completed 18 of 38 passes for 235 yards with two TDs for a 45.4 rating. Was sacked three times for a loss of 21 yards. Hooked up with Cecil Shorts for a 59-yard completion in the third quarter ... **10/6 at STL:** Entered the game with 5:14 remaining in the third quarter after Blaine Gabbert suffered a hamstring injury. Finished 7 of 13 passing for 89 yards with one TD for a 101.1 passer rating. Hooked up with Justin Blackmon for a 39-yard completion on his first passing attempt and later found Cecil Shorts for a four-yard touchdown completion in the fourth quarter ... **10/13 at DEN:** Started at QB and was 27 of 42 passing for 303 yards with two INTs for a 65.9 rating. Marked his 10th career 300-yard passing game. Had seven completions of at least 18 yards ... **10/20 vs. SD:** Registered his second straight 300-yard passing game, completing 23 of 36 passes for 318 yards with one INT for an 80.6 rating. Had six completions of 17-plus yards ... **10/27 vs. SF:** Started at QB and threw for 228 yards and one TD for an 84.3 passer rating. Hooked up with Mike Brown for a 29-yard TD in the third quarter ... **11/10 at TEN:** Started at QB and was 14 of 23 passing for 180 yards with two INTs for a 49.2 rating. Had four completions of 20-plus yards. Won second start as a Jaguar ... **11/17 vs. ARI:** Led club to TDs on back-to-back drives to open the game. Hooked up with TE Danny Noble for a 62-yard TD on the opening drive. Finished 27 of 42 passing for 255 yards with one TD/two INTs and a 69.0 rating. Eclipsed 11,000 career passing yards ... **11/24 at HOU:** Was 23 of 32 passing for 239 yards with a season-high 93.1 rating. Posted a season-best 71.8 completion percentage, his sixth straight game with a 60 percent or higher completion percentage. Had five completions of 15-plus yards including a 51-yard completion to Ace Sanders in the first quarter, his second consecutive game with a 50-plus yard completion ... **12/1 at CLE:** Completed 22 of 40 passes for 195 yards with 2 TDs/1 INT for a 74.5 rating. Directed his fourth career game-winning drive, hooking up with Cecil Shorts for a 20-yard TD with 40 seconds remaining in the game ... **12/5 vs. HOU:** Threw for 117 yards and two TDs, his 11th career multi-TD game. Hooked up with Mercedes Lewis (1 yard) and Cecil Shorts (6 yards) for TD passes. Finished with 33 yards on four carries, the second-most rushing yards of his career (59, Sept. 12, 2011 vs. New England) ... **12/15 vs. BUF:** Threw for 237 yards and two TDs on 21 of 36 passing. Marked 12th career multi-touchdown game, including three consecutive games. Had three completions of 25-plus yards, hooking up with Jordan Todman (30), Clay Harbor (28) and Mercedes Lewis (25) ... **12/22 vs. TEN:** Registered his fourth straight game with two TD passes, hooking up with Mercedes Lewis and Mike Brown for scores. Was 24 of 34 passing for 237 yards for a season-high 97.3 rating (as a starter). Eclipsed 12,000 career passing yards ... **12/29 at IND:** Started in season-finale and registered a season-high 331 yards on 30 of 51 passing with one TD and one INT. Hooked up with WR Kerry Taylor for a 14-yard TD in the fourth quarter. Marked fourth career game with 50-plus attempts and 12th career 300-yard passing game ...

**2012:** Appeared in 10 games with six starts ... Completed 166 of 308 passes for 2,084 yards with 11 TDs and 11 INTs for a 72.2 rating ... Became 15th different starting QB in franchise history ... Had 16 completions of 25-plus yards ... Was under center for all but four offensive plays the last seven games (six starts) ... **9/16 vs. HOU:** Made Jaguars debut in fourth quarter when Blaine Gabbert departed with an injury and went 2-for-2 passing with 23 yards. **10/21 at OAK:** Entered game in second quarter when Blaine Gabbert suffered a left shoulder injury and completed nine of 20 passes for 71 yards. Had a 26-yard completion to Rashad Jennings ... **11/8 vs. IND:** Was inserted into the game in the fourth quarter and completed 10 of 16 passes for 121 yards with a TD and INT. Connected on four-yard TD pass to Cecil Shorts in the fourth quarter ... **11/18 at HOU:** Entered game in first quarter on club's second offensive possession after Blaine Gabbert left with a right forearm/elbow injury. Completed 16 of 33 passes for 354 yards and a career-best four TDs, tied for the most TDs in Jaguars history (Mark Brunell, Quinn Gray and David Garrard). Became first QB since Hall of Famer Steve Young in 1987 to come off bench and throw for four TDs and no INTs. Had TD passes on back-to-back completions, hitting Mercedes Lewis for 13 yards in the first quarter and Cecil Shorts for 67 yards in the second quarter. Threw an 81-yard TD pass to Justin Blackmon in the fourth quarter. Had four completions of 30-plus yards ... **11/25 vs. TEN:** Made first start of the season and threw for 261 yards on 17 of 26 passing with two TDs and one INT. Threw INT on first play from scrimmage on a pass batted at the line. Connected with Cecil Shorts on a 59-yard TD pass in the third quarter and found Blackmon for a seven-yard TD in the fourth quarter ... **12/23 vs. NE:** Threw for 348 yards on 29 of 51 passing with one TD and three INT. Threw a three-yard TD pass to Blackmon on the opening drive of the game. Hooked up with Montell Owens on a 53-yard reception in the first quarter. Rushed two times for 22 yards, including a 15-yard scramble in the fourth quarter ... **12/30 at TEN:** Made sixth consecutive start and completed 25 of 41 passes for 298 yards with two TD and three INT. Connected on a five-yard TD pass to Jordan Shipley in the first quarter and a 30-yard TD pass to Justin Blackmon in the second quarter. Was picked off by Zach Brown in the second quarter and third quarter and both were returned for touchdowns ...

**2011:** Started the first four games before suffering a season-ending left shoulder injury ... Was placed on injured reserve on Oct. 6 ... Completed 64 of 112 passes (57.1 pct.) for 868 yards with four TDs and four INTs for a 79.0 rating ... Added 15 rushes for 112 yards and one TD ... **9/12 vs. NE:** Opened the season as starter and was 30 of 49 for a career-high 416 yards with two TDs and one INT for a 93.6 rating. Marked highest single game passing yardage total by any Dolphin QB other than Dan Marino. Led the team in rushing with 59 yards and one TD, scoring on a nine-yard QB draw. ... **9/25 at CLE:** Was 19 of 29 passing for 255 yards with one TD and one INT. Recorded three completions of 25-plus yards. Finished the first half 15 of 19 passing for 191 yards ... **10/2 at SD:** Left the game with a left shoulder injury in the first quarter ...

**2010:** Started 14 of 15 games and was 6-8 as starter... Was 301 of 490 passing (61.4 pct.) for 3,301 yards with 15 TDs and 19 INTs for a 75.4 rating ... Recorded 18 completions of 25-plus yards ... **9/19 at MIN:** Hooked up with Brandon Marshall for a 46-yard completion ... **9/26 vs. NYJ:** Threw for two TDs and one INT on 26 of 44 passing for a then career-high 363 yards ... **10/4 vs. NE:** Was 28 of 38 passing for 305 yards with two TDs and three INTs. Marked the second time in career with back-to-back 300-yard passing games ... **10/17 at GB:** Threw for two TDs including a 22-yard pass to Anthony Fasano that broke a 13-13 tie to give the Dolphins a lead in the fourth quarter leading to overtime win ... **11/14 vs. TEN:** Saw action in relief of Chad Pennington in the first quarter. Suffered an injury to his right knee in the third quarter and did not return ... **11/28 at OAK:** Returned to lineup and threw for 307 yards on 17 of 30 passing with two TDs and one INT. Connected with Marlon Moore on a 57-yard TD pass ... **12/19 vs. BUF:** Completed 73.3 percent of passes (33 of 45) for 276 yards with one TD and one INT ... **12/26 vs. DET:** Passed David Woodley to move into fourth place among the Dolphins career passing yardage leaders. Completed 29 of 44 passes for 278 yards with one TD and two INTs ...

**2009:** Played in 14 games with 13 starts and posted 7-6 record as starter... Completed 274 of 451 passes (60.7 pct.) for 2,878 yards with 12 TDs and 14 INTs for a passer rating of 75.2 ... Registered 18 completions of 25-plus yards ... **9/27 at SD:** Saw first action of season in relief of Chad Pennington and totaled 10 of 19 passing for 92 yards with one INT ... **10/14 vs. BUF:** Made first career start and completed 14 of 22 passes for 115 yards and one TD for a 92.0 rating, hooking up with Brian Hartline in third quarter for first career TD pass. Became 12th Dolphins QB to win first start, and just the sixth to win first NFL start ... **10/12 vs. NYJ:** Led Dolphins to a 31-27 comeback win on Monday Night Football with first career fourth-quarter comeback. Connected on 20 of 26 passes for 241 yards and two TDs for a career-high 130.4 passer rating. Led club to 21 points in fourth quarter and finished the quarter 9 of 12 passing for 121 yards with two TDs. Became the first Dolphins QB since 1999 to win his first two career starts ... **10/25 vs. NO:** Connected on a season-long 67-yard pass to Brian Hartline ... **11/1 at NYJ:** Made first career road start and finished 12 of 21 passing for 112 yards with one TD ... **11/15 vs. TB:** Posted second fourth quarter comeback win as he was 17 of 31 for 175 yards with one TD, leading team to a game-winning FG with 10 seconds left ... **11/19 vs. NE:** Finished 29 of 52 passing for 335 yards with two TDs and one INT in a comeback win. Marked first career 300-yard passing game ... **12/13 at JAX:** Completed 21 of 29 passes for 220 yards with one INT and scored first career rushing TD. Set franchise record for consecutive completions in a single game with 17 straight ... **12/20 at TEN:** Threw for season-high 349 yards on 29 of 46 passing with one TD, three INTs ... **12/27 vs. HOU:** Set season and career marks with 35 completions and 55 attempts for 322 yards with one TD for second consecutive 300-yard passing game. Marked first time a Dolphins QB threw for 300 yards in back-to-back games since 1998. The 35 completions tied for the third-highest single-game total in franchise history ... **1/3 vs. PIT:** Closed out season with 140 yards on 16 of 20 passing for a career-best 80.0 completion percentage with one TD and one INT ...

**2008:** Appeared in three games as a rookie ... Made NFL debut on **9/14 at ARI** in the fourth quarter and was 7 of 12 passing for 67 yards, all on an 18-play drive covering 89 yards ... Dressed but did not play in AFC Wild Card game on **1/4 vs. BAL**.

**COLLEGE:** Four-year starter at the University of Michigan (2004-07) ... Compiled a 33-14 record as starter ... Career totals included 828 of 1,387 passing (59.7 pct.) for 9,715 yards with 87 TDs, 37 INTs ... Tossed at least one TD pass in 42 of his 47 career games and threw for at least 200 yards in 26 starts ... Finished with school records for career completions, attempts, passing yards and TD passes ... Ranked second to Purdue's Drew Brees in Big Ten Conference history for career TD passes ... Ranked second in school history with an average of 206.7 yards passing per game ... Started 10 games as a senior and earned first-team All-Big Ten honors ... Totaled 162 of 278 passing for 1,938 yards with 17 TDs, nine INTs ... Earned the Capital One Bowl Most Valuable Player Award after throwing for a school bowl-record 373 yards against Florida ... Played in the Senior Bowl ... Started all 13 games as a junior ... Was 203 of 328 passing (61.9 pct.) for 2,508 yards with 22 TDs, eight INTs ... Named third-team All-America and second-team All-Big Ten by the coaches and media ... Was a finalist for the Manning Award ... Threw for a season-high 309 yards against Southern California in the Rose Bowl ... Started all 12 games as a sophomore ... Completed 223 of 382





# VETERANS



passes (58.4 pct.) for 2,526 yards with 23 TDs, eight INTs ... Accounted for four TDs against Nebraska in the Alamo Bowl, completing 21 of 43 passes for 270 yards and three TDs and rushed for 38 yards and a TD ... Started all 12 games as a freshman ... Became first true freshman QB in Big Ten history to lead his team to a conference title ... Named honorable mention All-Big Ten by the coaches and media ... Was a consensus first-team Freshman All-America ... Was 240 of 399 passing for 2,743 yards and 25 TDs ... Finished as the top true freshman QB, statistically, in Michigan and Big Ten history ... Tied school record for most TD passes in a season ... Threw at least one TD pass in all 12 games and had eight multi-TD games ... Tied a Rose Bowl record with four TD passes against Texas ... Earned degree in general studies.

**PERSONAL:** Married (Brittany) ... Attended Wilson High School in West Lawn, Pa. ... Set Pennsylvania District III all-time passing and TD records with 7,071 yards and 74 TDs ... Completed 147 of 249 passes for 1,743 yards and 19 TDs as a senior ... Threw for 2,088 yards and 23 TDs as a junior ... Also competed in track and was timed at 11.2 in the 100-meters and threw the javelin a career-best 195.5 feet ... Was a two-year starter on basketball team ... Worked with the Kids and Fins Publix Shopping Spree as well as the Cooperative Feeding Program ... Provided tents and joined families in Little Haiti to speak with their families back in Haiti following deadly earthquakes ... Says growing up Joe Montana was favorite professional athlete ... Father, Sheldon, worked two full-time jobs as both a welder and a high school and junior high school football coach ... Full name: Chad Steven Henne.

## HENNE'S REGULAR SEASON STATISTICS

PASSING	GP/GS	ATT	CMP	YDS	PCT	TD	INT	LG	RTG
2008 MIA	3/0	12	7	67	58.3	0	0	19	74.4
2009 MIA	14/13	451	274	2,878	60.8	12	14	67	75.2
2010 MIA	15/14	490	301	3,301	61.4	15	19	57	75.4
2011 MIA	4/4	112	64	868	57.1	4	4	41	79.0
2012 JAX	10/6	308	166	2,084	53.9	11	11	81t	72.2
2013 JAX	15/13	503	305	3,241	60.6	13	14	62t	76.5
2014 JAX	3/3	78	42	492	53.8	3	1	63t	80.7
<b>Totals 7 yrs.</b>	<b>64/53</b>	<b>1,954</b>	<b>1,159</b>	<b>12,931</b>	<b>59.3</b>	<b>58</b>	<b>63</b>	<b>81t</b>	<b>75.5</b>


RUSHING	GP/GS	NO	YDS	AVG	LG	TD	RECORD	AS STARTER
2008 MIA	3/0	0	0	0	0	0		0-0
2009 MIA	14/13	16	32	2.0	12	1		7-6
2010 MIA	15/14	35	52	1.5	10	0		6-8
2011 MIA	4/4	15	112	7.5	20	1		0-4
2012 JAX	10/6	19	64	3.4	15	1		1-5
2013 JAX	15/13	27	77	2.9	14	0		4-9
2014 JAX	3/3	4	25	6.3	12	0		0-3
<b>Totals 7 yrs.</b>	<b>64/53</b>	<b>116</b>	<b>362</b>	<b>3.1</b>	<b>20</b>	<b>3</b>		<b>18-35</b>

**SACKED-YARDS:** 2009: 26-176; 2010: 30-178; 2011: 11-67; 2012: 28-169; 2013: 38-243; 2014: 16-105 Total: 149-938.

92

ZIGGY HOOD

DEFENSIVE TACKLE  
6-3 300 LBS.  
MISSOURI  
BORN FEBRUARY 16, 1987  
AMARILLO, TEXAS  
ACQ: UNRESTRICTED FREE AGENT (PITTSBURGH) 2014  
EXP: 7TH YEAR



**GAMES PLAYED/STARTED:** 2009 (16/0), 2010 (16/9, 3/2), 2011 (16/14, 1/1), 2012 (16/16), 2013 (16/7), 2014 (16/0)  
**NFL TOTALS:** 96 games, 46 starts  
**JAGUARS TOTALS:** 16 games, 0 starts  
**POSTSEASON TOTALS:** 4 games, 3 starts  
**TRANSACTIONS:** Originally drafted by Pittsburgh in the first round (32nd overall) of the 2009 draft ... Signed by Jacksonville as an unrestricted free agent on 3/13/14.

**PRO:** Seventh-year defensive lineman has played in 96 games with 46 starts ... Has not missed a game in his six-year NFL career and his 96 straight games played are the most by a DL who entered the NFL in 2009 ... Spent first five seasons in Pittsburgh before joining Jaguars as an unrestricted free agent in 2014 ... Career totals include 167 tackles (117 solo), 12.5 sacks, eight passes defended and five fumble recoveries ... Former first-round pick was selected 32nd overall in the 2009 NFL draft ...

**2014:** Played in all 16 games in first season with the Jaguars ... Recorded 24 tackles (17 solo), one sack, two tackles for loss, one fumble recovery and two QB hits ... **9/7 at PHI:** Made Jaguars debut as part of DL rotation. Recovered a Nick Foles fumble in the first quarter on a sack/forced fumble by DE Andre Branch ... **10/5 vs. PIT:** Faced his former team for the first time and had one

solo tackle ... **10/12 at TEN:** Registered his first sack as a Jaguar, taking down Charlie Whitehurst for a four-yard loss in the first quarter ... **10/26 vs. MIA:** Made one solo tackle, one tackle for loss and one QB hit ... **11/9 vs. DAL:** Saw action at DT and on special teams. Forced a safety on a Cowboys punt in the fourth quarter after a Cowboys player was called for holding on him in the end zone ... **11/23 at IND:** Had three tackles (two solo) while seeing time in DL rotation ... **12/7 vs. HOU:** Produced three tackles (two solo) ... **12/28 at HOU:** Saw action at DT and posted three tackles (two solo) ...

**2013:** Played in all 16 games with seven starts ... Totaled 40 tackles (27 solo), 3.0 sacks, one pass defended and one fumble recovery ... Tied for the lead in tackles for the defensive line with six on **9/8 vs. TEN** ... Led the defensive line in tackles with four on **9/16 at CIN** ... Registered his first sack of the season on **10/13 at NYJ** when he took down Jets QB Geno Smith for a two-yard loss ... Started at DE on **11/17 vs. DET** and sacked Lions QB Matthew Stafford for a seven-yard loss ... Started at DE on **12/15 vs. CIN** and made his third sack of the season on an eight-yard takedown of Bengals QB Andy Dalton ...

**2012:** Started at DE for all 16 games ... Matched his career-high with three sacks and 40 tackles ... Tied for the team lead with two fumble recoveries ... Had a career-high two passes defended on **10/21 at CIN** ... Blocked a PAT on **10/28 vs. WAS** ... Sacked Ravens QB Joe Flacco on **12/2 at BAL** ... Had a career-high nine tackles, including one sack on Chargers QB Philip Rivers, and added two QB pressures on **12/9 vs. SD** ...

**2011:** Played in all 16 regular season games and started 14 at DE ... Totaled 36 tackles, 1.5 sacks, 20 QB pressures and one pass defended ... Started the lone postseason contest and added two tackles and one QB pressure ... Registered three tackles and one QB pressure on **11/13 at CIN** ... Posted a season-high five tackles on **12/4 vs. CIN** ... Tied season-high with five tackles on **12/19 at SF** ... Started at DE and had two tackles and one QB pressure in the AFC Wildcard game on **1/8 at DEN** ...

**2010:** Played in all 16 regular season games with nine starts ... Totaled 20 tackles, three sacks, 18 QB pressures and two pass breakups ... Started all three postseason contests ... Made his first career start at DE and the first of nine consecutive starts in place of injured Aaron Smith on **10/31 at NO** and had two tackles ... Posted a six-yard sack on the Ravens' first drive of the game, his first of the season and second of his career on **12/5 at BAL** ... Recorded one tackle and two QB pressures and had a seven-yard sack in the fourth quarter, his second sack of the season on **12/23 vs. CAR** ... Played in his first postseason contest, starting at DE and had five tackles, including his first postseason sack in the AFC Divisional game on **1/15 vs. BAL** ... Started at DE and had four tackles and one QB pressure in the AFC Championship game on **1/23 vs. NYJ** ... Saw action on the defensive line and had a four-yard sack in Super Bowl XLV on **2/6 vs. GB** ...

**2009:** Played in all 16 games as a reserve DE and saw action on special teams ... Totaled seven tackles, including one sack, and added one fumble recovery ... Made his NFL debut on **9/10 vs. TEN** ... Made his first career tackle on **11/15 vs. CIN** ... Registered a season-high three tackles (two solo) on **12/6 vs. OAK** ... Posted the first sack of his career and recovered a fumble on **12/27 vs. BAL** ...

**COLLEGE:** Started the last 31 (35 total) of the 50 games he played ... Finished his career with 170 tackles (98 solos), 15.5 sacks, 22.5 tackles for loss and 22 quarterback pressures ... Also forced five fumbles and had three fumble recoveries ... In 2008, was named team captain en route to a First-team All-Big 12 selection ... Named the school's Defensive Lineman of the Year ... Started all 14 games at DT and had a career-high 62 tackles (31 solo) and finished second on the team with five sacks ... Honorable mention All-Big 12 selection in 2007 after totaling 49 tackles, 5.0 sacks, eight tackles for loss and forcing three fumbles ... Played in 10 games as a sophomore in 2006, making seven starts after missing action due to a broken foot ... In 2005, saw action in all 12 games and totaled 23 tackles, including 1.5 sacks and 2.5 tackles for loss ... Majored in biology.

**PERSONAL:** Attended Palo Duro (Tex.) High School ... Received the nickname "Ziggy" from his grandmother when he was a child ... Named 3-4A Defensive Player of the Year as a senior in high school after making 93 tackles, including 13.0 sacks, and scoring three defensive TDs ... Earned all-district honors his junior and senior seasons ... As a junior, made 76 tackles, including 5.0 sacks and returned an INT for a TD ... Also threw the shot put and discus for the school's track team ... Son of Mary Payne and Charles Hood ... Full name is Evander "Ziggy" Hood.



# VETERANS



## HOOD'S REGULAR SEASON STATISTICS

YEAR	TEAM	GP/GS	TKL	SOLO	ASST	SACKS	FF	FR	PD
2009	PIT	16/0	7	4	3	1.0	0	1	1
2010	PIT	16/9	20	16	4	3.0	0	0	2
2011	PIT	16/14	36	27	9	1.5	0	0	1
2012	PIT	16/16	40	26	14	3.0	0	2	3
2013	PIT	16/7	40	27	13	3.0	0	1	1
2014	JAX	16/0	24	17	7	1.0	0	0	0
<b>NFL totals:</b>		<b>6 yrs. 96/47</b>	<b>167</b>	<b>117</b>	<b>50</b>	<b>12.5</b>	<b>0</b>	<b>5</b>	<b>8</b>

## HOOD'S POSTSEASON STATISTICS

YEAR	TEAM	GP/GS	TKL	SOLO	ASST	SACKS	FF	FR	PD
2010	PIT	3/2	10	8	2	2.0	0	0	0
2011	PIT	1/1	2	1	1	0.0	0	0	0
<b>NFL totals:</b>		<b>6 yrs. 4/3</b>	<b>12</b>	<b>9</b>	<b>3</b>	<b>2.0</b>	<b>0</b>	<b>0</b>	<b>0</b>

[31]

## DAVON HOUSE

CORNERBACK  
6-0 195 LBS.

NEW MEXICO STATE  
BORN JULY 10, 1989

PALMDALE, CALIFORNIA

ACQ: UNRESTRICTED FREE AGENT (GREEN BAY) 2015

EXP: 5TH YEAR



**GAMES PLAYED/STARTED:** 2011 (2/0), 2012 (9/5), 2013 (16/5), 2014 (13/4)

**NFL TOTALS:** 40 games, 14 starts

**JAGUARS TOTALS:** 0 games, 0 starts

**POSTSEASON TOTALS:** 3 games, 0 starts

**TRANSACTIONS:** Originally drafted by Green Bay in the fourth round (131st overall) of the 2011 draft ... Signed by Jacksonville as an unrestricted free agent on 3/11/15.

**PRO:** Fifth-year CB has played in 40 career games with 14 starts ... Spent first four NFL seasons with Green Bay after being selected in the fourth round of the 2011 draft ... Career totals include 74 tackles (60 solo), two INTs, one forced fumble and 37 passes defended ... Has played in three postseason games ...

**2014:** Played in 13 games with four starts ... Missed the final three games with a shoulder injury ... Recorded 24 tackles (17 solo), one INT, one forced fumble and 11 passes defended ... Added four special teams tackles ... Part of secondary that helped Green Bay rank seventh in NFL in opponent passer rating (82.0) ... Played 30 snaps on defense on **9/14 vs. NYJ** and registered three tackles (two solo) and two passes defended ... Intercepted Matthew Stafford in the second quarter on **9/21 at DET** and added three solo tackles and a season-high two special teams tackles ... Started at nickel CB on **9/28 at CHI** and posted first career forced fumble when he punched the ball loose from WR Alshon Jeffery on an end-around in the third quarter ... Totaled two tackles on defense and one special teams tackle on **10/2 vs. MIN** ... Started as the third CB on **10/12 at MIA** and played in a season-high 49 snaps, recording two solo tackles, one pass defended and one QB hit ... Started at RCB on **10/19 vs. CAR** in place of injured Sam Shields. Appeared on 50 plays and made two tackles and one pass defended ... Started at RCB for the second week on **10/26 at N.O.** and totaled five tackles and a team-high two passes defended ... Tied for the team-lead with two passes defended on **11/9 vs. CHI** and added three tackles ... Played 44 snaps on defense on **11/30 vs. N.E.** ... Registered two passes defended on **12/8 vs. ATL** ... Was inactive the last three games with a shoulder injury ... Played in both postseason games and totaled three special teams tackles ...

**2013:** Played in a career-high 16 games, making five starts ... Established career-highs with 32 tackles (26 solo), one sack, one INT and 13 passes defended ... Led team with 12 special teams tackles ... Earned a special teams game ball for his performance on **9/15 vs. WAS**, totaling two tackles. Also saw action for 26 plays on defense and took down Robert Griffin III for a six-yard loss, his second career sack ... Had one tackle in 14 defensive plays on **10/13 at BAL** ... Saw action for 56 plays on **10/20 vs. CLE** and finished with four tackles (three solo), three passes defended and his first career INT. Picked off QB Brandon Weeden on a fourth-down play in the first quarter ... Started at CB on **11/17 at NYG** and finished with two solo tackles and one pass defended on 58 plays ... Saw action for 61 plays on **1/5 vs. S.F.** in NFC Wild Card game and tallied four solo tackles and three passes defended ...

**2012:** Saw action in nine games with five starts ... Injured his shoulder in the first preseason game and missed the first six weeks of the regular season ... Made season debut on **10/21 at STL** and served as the team's dime CB and led club with three passes defended ... Started first career game on **10/28 vs. JAX** and finished with two solo tackles and two passes defended. Blocked a second quarter Bryan Anger punt that was recovered by the Packers in the end

zone for a TD. Marked first Packers' first blocked punt since Sept. 29, 2003 ... Did not miss a snap (72 plays) on **11/18 at DET** and totaled two tackles, his first career sack and two passes defended. Dropped QB Matthew Stafford for a three-yard loss in the fourth quarter ...

**2011:** Played in two games as a rookie, mainly on special teams where he had one tackle ... Was listed as gameday inactive 12 times, and dressed but did not play for two others ... Made NFL debut on **10/23 at MIN** ... Saw action on **1/1 vs. DET** and had a special teams tackle.

**COLLEGE:** Four-year starter ... Played under Jaguars defensive backs coach DeWayne Walker from 2009-10 ... Played in 50 games with 43 starts ... Earned first-team All-Western Athletic Conference honors in each of his final two seasons ... Finished career ranked first in school history with 319 INT return yards and tied for sixth with 11 INTs ... Returned three INTs for TDs during his career, highlighted by a 100-yard return for a score vs. Idaho as a true freshman in 2007 ... Registered 57 tackles, two INTs and 12 passes defended as a senior while making 12 starts ... Closed college career with a 48-yard INT return for a TD vs. Hawaii ... Started all 13 games as a junior and was named first-team All-WAC ... Led conference with 16 passes defended and four INTs while producing a career-high 68 tackles ... Recorded two TDs: a fumble return for a TD at Louisiana Tech and an INT for a score at Hawaii ... Became the first Aggie since Gary Jessie in '95 to score on both in the same season ... Started all 12 games as a sophomore and recorded 40 tackles (26 solo), two INTs, eight passes defended and two fumble recoveries ... Appeared in all 13 games as a true freshman and made six starts ... Set a school-record with 171 INT return yards on a team-high four INTs ... Finished the season with 37 tackles (21 solo) and 12 passes defended ... Earned a degree in family consumer science.

**PERSONAL:** Married (Leatrice) ... Nickname "Devo" ... Attended Palmdale (Calif.) High School ... Earned All-Golden League honors and All-CIF recognition as a senior ... Participated in the Next Level All-Star Game and was named the game's Most Valuable Player ... Didn't play football until his junior season ... Played flanker as a junior before moving to CB as a senior ... Also was an All-Golden League selection in baseball and track and field ... Older brother, Tyreace, was a sixth-round draft choice of the Oakland Athletics in 2008, but retired from baseball in 2011 and is pursuing a football career at Division II McMurry University in Abilene, Texas ... Tyreace was drafted as an outfielder in the 49th round of the 2007 MLB Draft by the Atlanta Braves, but was drafted the next year by the A's after attending the College of the Canyons (Calif.) ... Sister, Vanessa, played softball at San Jose State ... Full name is Davon Thomas House.

## HOUSE'S REGULAR SEASON STATISTICS

YEAR	TEAM	GP/GS	TKL	SOLO	ASST	SACKS	FF	FR	PD	INT
2011	G.B.	2/0	0	0	0	0/0	0	0	0	0
2012	G.B.	9/5	18	17	1	1.0	0	0	13	0
2013	G.B.	16/5	32	26	6	1.0	0	0	13	1
2014	G.B.	13/4	24	17	7	0.0	1	0	11	1
<b>NFL totals:</b>		<b>4 yrs. 40/14</b>	<b>74</b>	<b>60</b>	<b>14</b>	<b>2.0</b>	<b>1</b>	<b>0</b>	<b>37</b>	<b>2</b>

## HOUSE'S POSTSEASON STATISTICS

YEAR	TEAM	GP/GS	TKL	SOLO	ASST	SACKS	FF	FR	PD	INT
2013	G.B.	1/0	4	4	0	0.0	0	0	2	0
2014	G.B.	2/0	0	0	0	0.0	0	0	0	0
<b>NFL totals:</b>		<b>4 yrs. 3/0</b>	<b>4</b>	<b>4</b>	<b>0</b>	<b>0.0</b>	<b>0</b>	<b>0</b>	<b>2</b>	<b>0</b>

[88]

## ALLEN HURNS


WIDE RECEIVER  
6-3 195 LBS.

MIAMI (FLA.)  
BORN NOVEMBER 12, 1991

MIAMI, FLORIDA

ACQ: ROOKIE FREE AGENT 2014

EXP: 2ND YEAR



**GAMES PLAYED/STARTED:** 2014 (16/8)

**NFL TOTALS:** 16 games, 8 starts

**POSTSEASON TOTALS:** 0 games, 0 starts

**TRANSACTIONS:** Originally signed with Jacksonville as an undrafted rookie on 5/12/14.

**PRO:** Second-year WR played in all 16 games with eight starts as a rookie after joining Jaguars as an undrafted free agent ... Ranked second on the club with 51 catches for 677 yards and a team-high six TDs which set a Jaguars rookie record... His 51 receptions were the fourth-most by an undrafted rookie in NFL history while his receiving TDs were fourth-most ... Joined Allen Robinson (48-548) to become the first rookie duo in NFL history to register 48 or more receptions in a season ... Scored a TD on his first two career NFL receptions ... Posted 11 receptions of 20-plus yards and recorded two 100-yard receiving





# VETERANS



games ... Four-year letterman at Miami ...

**2014:** Started eight of 16 games as a rookie and produced a team-high six TDs, the most in franchise history by a rookie ... Registered 51 receptions for 677 yards, the second-most catches and yards by a Jaguars rookie ... Ranked fourth in NFL history among undrafted rookies in receptions, fifth in receiving yards and fourth in receiving TDs ... **9/7 at PHI:** Started at WR in NFL debut and registered four catches for 110 yards and two TDs. Became first player in NFL history to record two receiving TDs in the first quarter in his NFL debut, hooking up with Chad Henne from 34 and 21 yards. Joined former Detroit WR Charles Rogers (Sept. 17, 2003 vs. Arizona) as only players in NFL history to score a TD on each of their first two receptions. His 110 receiving yards were the most in franchise history by a WR in his first NFL game and fourth-most by a rookie in a game. His 27.5-yard average per catch ranks fifth-highest in team history. Finished the first quarter with three catches for 101 yards. First undrafted rookie in team history to start in season-opener ... **9/21 vs. IND:** Saw action at WR and had a 63-yard TD reception from Blake Bortles in the fourth quarter, his third TD in three games ... **9/28 at SD:** Finished with five catches for 68 yards (13.6 avg.) including a 44-yard reception in the second quarter that set up a Jaguars TD. Marked his fourth reception of 30-plus yards ... **10/26 vs. MIA:** Had three receptions for 49 yards with two catches of 20 yards ... **11/2 at CIN:** Recorded a career-high seven catches for 112 yards and matched his career-high with two TDs. Had TD receptions of 40 and 18 yards. Tied for the most receiving TDs by a Jaguars rookie with five through nine games ... **11/9 vs. DAL:** Suffered a concussion in the third quarter and left the game after a nine-yard reception ... **11/23 at IND:** Started at WR and had a 13-yard reception ... **12/7 vs. HOU:** Totaled 36 yards on five receptions including a four-yard TD pass from Blake Bortles in the first quarter. Has the most touchdown receptions in team history by a rookie wide receiver ... **12/14 at BAL:** Tied for the team-lead with six catches for 70 yards.

**COLLEGE:** Concluded career ranked seventh in school history with 121 receptions and 1,891 yards ... Posted six 100-yard receiving games ... Played in all 13 games as a senior, making 11 starts ... Named the 2013 Jack Harding Team Most Valuable Player, given annually to the school's top performer ... Second-team ALL-ACC selection according to the ACSMA, the league's coaches and Athlon Sports ... Led the team with 62 receptions and 1,162 receiving yards ... Finished second on the team with six TD receptions ... Set single-season school record for receiving yards (1,162), breaking mark previously held by Leonard Hankerson ... Set career-high in receptions (nine) and yards (173) in a 41-31 victory at Pittsburgh ... Became fourth Hurricane with 1,000-yard receiving season, joining Eddie Brown (1984), Andre Johnson (2002) and Leonard Hankerson (2010) ... As a junior in 2012, started eight of 11 games and finished fourth on the team with 28 receptions for 314 yards and four TDs ... As a sophomore in 2011, started seven of 12 games and finished third on the team with 31 catches and 415 receiving yards ... Finished the season with four TDs ... As a true freshman in 2010, played in nine games, playing mostly on special teams.

**PERSONAL:** Attended Carol City (Miami, Fla.) High School where was ranked as a three-star recruit by Rivals.com ... As a senior, caught six passes for 110 yards before getting injured for the year ... Full name is Allen Bernard Hurns ... Twitter handle is @A1Hurns.

## HURNS' 2014 GAME-BY-GAME STATISTICS

DATE	GAME	RECS	YDS	AVG.	LG	TD
09/07	at Philadelphia	4	110	27.5	46	2
09/14	at Washington	2	13	6.5	10	0
09/21	vs. Indianapolis	1	63	63.0	63t	1
09/28	at San Diego	5	68	13.6	44	0
10/5	vs. Pittsburgh	4	26	6.5	9	0
10/12	at Tennessee	2	18	9.0	10	0
10/19	vs. Cleveland	1	7	7.0	7	0
10/26	vs. Miami	3	49	16.3	20	0
11/02	at Cincinnati	7	112	16.0	40t	2
11/09	vs. Dallas	1	9	9.0	9	0
	BYE WEEK					
11/23	at Indianapolis	1	13	13.0	13	0
11/30	vs. N.Y. Giants	4	42	10.5	14	0
12/07	vs. Houston	5	36	7.2	16	1
12/14	at Baltimore	6	70	11.7	27	0
12/18	vs. Tennessee	3	26	8.7	15	0
12/28	at Houston	2	15	7.5	10	0
<b>2014 totals:</b>		<b>51</b>	<b>677</b>	<b>13.3</b>	<b>63t</b>	<b>6</b>

85

## NIC JACOBS



**TIGHT END**  
6-5 269 LBS.  
MCNEESE STATE  
BORN OCTOBER 13, 1991  
MANY, LOUISIANA  
ACQ: PRACTICE SQUAD (NEW ORLEANS) 2014  
EXP: 2ND YEAR

**GAMES PLAYED/STARTED:** 2014 (13/4)

**NFL TOTALS:** 13 games, 4 starts

**JAGUARS TOTALS:** 13 games, 4 starts

**POSTSEASON TOTALS:** 0 games, 0 starts

**TRANSACTIONS:** Originally signed by New Orleans as an undrafted rookie free agent on 5/12/14 ... Waived on 8/30/14 ... Signed by New Orleans to the practice squad on 9/1/14 ... Signed by Jacksonville to the 53-man roster off of New Orleans' practice squad on 9/23/14.

**PRO:** Second-year TE played in 13 games with four starts as a rookie ... Originally signed by New Orleans as a rookie free agent and was signed to Jaguars 53-man roster off Saints practice squad ... Totaled two receptions for 16 yards and one TD ... Played collegiately at LSU and McNeese State ...


**2014:** Played in 13 games with four starts after he was signed to Jaguars 53-man roster on Sept. 23 ... Finished with two receptions for 16 yards and one TD ... **9/28 at SD:** Made NFL debut and caught a two-yard TD pass from Blake Bortles in the second quarter ... **10/5 vs. PIT:** Made first career start at TE ... **11/2 at CIN:** Started at TE ... **11/9 vs. DAL:** Started at TE and had a career-long 14-yard reception ... **11/23 at IND:** Started at TE.

**COLLEGE:** Three-year letterman ... Transferred from LSU and played the 2013 season at McNeese State where he totaled 32 receptions for 453 yards and four TDs ... As a redshirt sophomore in 2012, played in nine games for LSU with one start (at Florida) and caught five passes for 58 yards (11.6 rec. avg.) ... Played in 10 games as a redshirt freshman in 2011, seeing action as a reserve TE and on special teams ... Redshirted during the 2010 season ... Majored in sports administration.

**PERSONAL:** Attended Many (La.) High School where he earned the reputation as the area's best run-blocking TE ... Also saw action on defense at DE ... Named to Baton Rouge Advocate Super Dozen team ... As a senior, caught 13 passes for 206 yards and made 27 tackles, including 3.0 sacks, on defense ... Born in Natchitoches, La. ... Has three siblings, Syble, William and Kimberly ... Full name is Nicholas Cozat Marquis Jacobs

76

## LUKE JOECKEL



**OFFENSIVE TACKLE**  
6-6 306 LBS.  
TEXAS A&M  
BORN NOVEMBER 6, 1991  
ARLINGTON, TEXAS  
ACQ: 1ST ROUND OF 2013 DRAFT (2ND)  
EXP: 3RD YEAR

**GAMES PLAYED/STARTED:** 2013 (5/5), 2014 (16/16)

**NFL TOTALS:** 21 games, 21 starts

**POSTSEASON TOTALS:** 0 games, 0 starts

**TRANSACTIONS:** Originally drafted by Jacksonville in the first round (2nd overall) of the 2013 draft.

**PRO:** Former second overall pick in 2013 ... Has made 21 career starts (4 at RT, 17 LT) ... Had his rookie season cut short by injury after fracturing his right ankle on Oct. 6 at St. Louis but returned to start all 16 games in 2014 ... Marked only the third OL taken in the first round in franchise history, joining Tony Boselli (2nd overall, 1995) and Eugene Monroe (8th overall, 2009) ... Joined Boselli and Kevin Hardy (1996) as the highest selections in team history ... Three-year letterman at Texas A&M and left following his junior season ...

**2014:** Returned from injury to start all 16 games at LT ... Part of Jaguars rushing attack that ranked sixth in the NFL in average per rush (4.54) ... **10/19 vs. CLE:** Started at LT and helped pave the way for a season-high 185 rushing yards ... **10/26 vs. MIA:** Started at LT and left game in the second quarter with a concussion ... **12/18 vs. TEN:** Started at LT and helped team rush for 177 yards on 25 carries (7.1 avg.) and two TDs ...

**2013:** Started five games, four at RT and one at LT ... Made NFL debut on **9/8 vs. KC**, starting at RT ... Started the next three games at RT and did not miss a snap ... Made first career start at LT on **10/6 at STL** and suffered a right



# VETERANS



ankle fracture in the second quarter. Was placed on injured reserve on Oct. 9.

**COLLEGE:** Three-year letterman ... Left school following his junior season ... Started all 39 games of his college career at LT, including 13 as a true freshman ... Posted a 27-12 overall record ... Career totals include 327 key blocks/knockdowns and 42 TD-resulting blocks ... Recognized as the nation's best offensive lineman in college football as the 67th recipient of the Outland Trophy in 2012 ... Became the first Texas A&M player to win the Outland Trophy ... Blocked for 2012 Heisman Trophy winner Johnny Manziel ... Started all 13 games as a junior at LT and recorded 129 knockdowns and 20 TD-resulting blocks ... Helped the Aggies lead the SEC in total offense, scoring, rushing and passing ... Unanimous first-team All-American selection by The NFL Draft Report, Walter Camp, American Football Coaches Association, CBS Sports, Pro Football Weekly, ESPN.com, Sports Illustrated, Max Emfinger, Yahoo Sports and the Football Writers Association ... Awarded first-team All-SEC honors and was the recipient of the league's Jacobs Blocking Trophy, given annually to the conference's top blocker ... Started all 13 games at LT as a sophomore and recorded 109 knockdowns and 13 TD-resulting blocks ... Earned All-Big 12 honors from the Associated Press and The NFL Draft Report ... Started all 13 games at LT as a true freshman ... Delivered 89 knockdowns and nine TD-resulting blocks ... Named honorable mention All-Big 12 ... Enrolled at Texas A&M after graduating early from Arlington High in January 2010 with a 3.5 grade point average ... Majored in business.

**PERSONAL:** Attended Arlington High in Arlington, Texas ... Earned consensus All-America honors as a senior, while protecting his twin brother, Matt, who played QB ... Helped lead an offense that averaged just under 475 yards per game ... Selected as a second-team All-State OT as a junior after posting 161 knockdowns ... Named to the Super Team first-team by the Fort Worth Star-Telegram and the All-Dallas Area first-team by The Dallas Morning News in 2009 ... Received first-team All-District honors as well as being named a Super Prep Southwest Team member ... Graduated early in January of 2010 after attaining a 3.5 grade point average ... Twin brother, Matt, played QB at Texas A&M ... Older brother, David, played on the offensive line at DePauw ... Father, Dave, was a four-year letterman and three-year starter as an offensive lineman at Texas Tech and now serves as a trial lawyer in Fort Worth ... Grandfather, Reece Washington, played tight end for Texas Tech.

**[34] STORM JOHNSON**

RUNNING BACK  
6-0 216 LBS.  
CENTRAL FLORIDA  
BORN JULY 10, 1992  
LOGANVILLE, GEORGIA  
ACQ: 7TH ROUND OF 2014 DRAFT (222ND)  
EXP: 2ND YEAR



**GAMES PLAYED/STARTED:** 2014 (6/1)  
**NFL TOTALS:** 6 games, 1 start  
**POSTSEASON TOTALS:** 0 games, 0 starts  
**TRANSACTIONS:** Originally drafted by Jacksonville in the seventh round (222nd overall) of the 2014 draft.

**PRO:** Second-year RB played in six games and made one start as a rookie ... Totaled 86 yards on 29 carries with two TDs and added one reception ... Played two seasons at Central Florida after transferring from Miami ... Started 18 games in his collegiate career and rushed for 1,765 yards and 19 TDs ... Teammate of Jaguars 2014 first-round pick Blake Bortles at Central Florida ... Declared for draft following his junior season ...

**2014:** Played in six games as a rookie with one start ... Rushed 29 times for 86 yards with two TDs along with one reception for minus-four yards ... Was inactive for first three games and dressed but did not play in Week 4 ... **10/5 vs. PIT:** Made NFL debut and led team with 27 yards on four carries (6.8 avg.) including a 20-yard run, tied for the longest run from scrimmage for the club through five games ... **10/12 at TEN:** Made first career start and rushed 10 times for 21 yards with a long of seven yards. Scored first career TD on a one-yard run on the club's opening drive ... **10/19 vs. CLE:** Had a touchdown in his second consecutive game as he scored on a three-yard run in the fourth quarter. Finished with six carries for 16 yards ... Was gameday inactive for next six games ... **12/14 at BAL:** Saw action at RB and had 19 yards on six carries with a long of 17 yards ... **12/18 vs. TEN:** Had three rushes for three yards ... **12/28 at HOU:** Saw action on special teams.

**COLLEGE:** Finished his collegiate career with 335 carries for 1,765 yards and 19 TDs which includes one season at Miami and two seasons at Central Florida ... Added 41 receptions for 289 yards and three TDs ... Started 18 of 36 games ... Led the American Athletic Conference in rushing in 2013 ... Started all 13 games as a junior in 2013 and rushed for a career-best and conference-high 1,139 yards on 213 carries with 14 TDs ... Added 30 receptions for 260 yards and three scores ... Consensus All-American Athletic Conference first-team selection ... Helped school to a 12-1 record including a win over Baylor in the

Fiesta Bowl while scoring three TDs ... Also led conference in rushing TDs ... Became only 10th player in school history to post 1,000-yard rushing season ... Generated 1,399 all-purpose yards (107.6 avg.), the second-highest average in the conference ... Posted five 100-yard rushing games ... Started five of 13 games in his first season at UCF in 2012 after transferring from Miami ... Had 113 rushes for 507 yards and four TDs while making 10 catches for 20 yards ... Scored two TDs in his UCF debut against Akron ... Sat out the 2011 season after transferring from Miami ... Saw action as a true freshman at Miami and rushed for 119 yards on nine carries ... Scored a 71-yard TD against South Florida ... Majored in interpersonal/organizational communications.

**PERSONAL:** Attended Buford High School in Georgia and helped team to back-to-back undefeated seasons ... Rushed for 1,300 yards and 21 TDs as junior while leading team to second straight Class 6A state championship ... Concluded his career at Loganville High School where he rushed for a school-record 1,937 yards and 31 TDs ... Also had two kickoff returns for scores ... Named Atlanta Journal-Constitution Class 4A Player of the Year and Under Armour All-American while earning second-team EA Sports All-American accolades ... Was rated as the seventh-best RB in the country by Rivals.com. Son of Dione and Wes Johnson ... Full name: Westleigh Johnson Jr.

## JOHNSON'S 2014 GAME-BY-GAME STATISTICS

DATE	GAME	RUSHING					RECEIVING				
		NO	YDS	AVG	LG	TD	NO	YDS	AVG	LG	TD
09/07	at PHI						INACTIVE				
09/14	at WAS						INACTIVE				
09/21	vs. IND						INACTIVE				
09/28	at S.D.						DNP				
10/05	vs. PIT	4	27	6.8	20	0	0	0.0	0	0	
10/12	at TEN	10	21	2.1	7	1	1	-4	-4.0	-4	0
10/19	vs. CLE	6	16	2.7	5	1	0	0	0.0	0	0
10/26	vs. MIA						INACTIVE				
11/02	at CIN						INACTIVE				
11/09	vs. DAL						INACTIVE				
	BYE WEEK										
11/23	at IND						INACTIVE				
11/30	vs. NYG						INACTIVE				
12/07	vs. HOU						INACTIVE				
12/14	at BAL	6	19	3.2	17	0	0	0.0	0	0	
12/18	vs. TEN	3	3	1.0	2	0	0	0.0	0	0	
12/28	at HOU	0	0	0.0	0	0	0	0.0	0	0	
<b>2014 totals:</b>		<b>29</b>	<b>86</b>	<b>3.0</b>	<b>20</b>	<b>2</b>	<b>1</b>	<b>-4</b>	<b>-4.0</b>	<b>-4</b>	<b>0</b>

**[95] ABRY JONES**

DEFENSIVE TACKLE  
6-4 312 LBS.  
GEORGIA  
BORN SEPTEMBER 8, 1991  
WARNER ROBINS, GEORGIA  
ACQ: ROOKIE FREE AGENT 2013  
EXP: 3RD YEAR



**GAMES PLAYED/STARTED:** 2013 (8/0), 2014 (16/2)  
**NFL TOTALS:** 24 games, 2 starts  
**POSTSEASON TOTALS:** 0 games, 0 starts  
**TRANSACTIONS:** Originally signed by Jacksonville as an undrafted rookie on 4/27/13.

**PRO:** Earned roster spot as an undrafted rookie in 2013 and has played in 24 games ... Career totals include 48 tackles (31 solo), 3.5 sacks, one forced fumble and four QB pressures ... Played in all 16 games in 2014 ... Three-year letterman at Georgia ... First name pronounced A-bree ...

**2014:** Played in all 16 games for the first time in his career and registered a career-best 39 tackles (23 solo), three sacks, four tackles for loss, three quarterback hits and one forced fumble ... **10/5 vs. PIT:** Registered a career-high two sacks including a sack/forced fumble of Ben Roethlisberger early in the fourth quarter. Also sacked Roethlisberger in the second quarter. Added one QB pressure and one tackle for loss ... **10/19 vs. CLE:** Made three solo tackles, one QB hit and one tackle for loss ... **12/7 vs. HOU:** Saw action at DT and matched his season-high with four tackles (three solo) ... **12/14 at BAL:** Totaled three tackles in reserve role ... **12/18 vs. TEN:** Made first career start and totaled a career-high five tackles (three solo) along with one sack. Sacked Charlie Whitehurst for a three-yard loss on the opening possession ... **12/28 at HOU:** Started for the second consecutive game and totaled three tackles (one solo) ...

**2013:** Played in eight games as a rookie after earning a roster spot as an undrafted free agent ... Totaled nine tackles, 0.5 sacks and one QB hit ... Made NFL debut on **10/6 at STL** and saw action on defense ... **10/20 vs. SD:** Made





# VETERANS



first career tackle ... **12/22 vs. TEN:** Saw extensive action in DL rotation and posted a career-high four tackles (three solo), one QB hit and split a sack with Paul Posluszny in the first quarter ... **12/29 at IND:** Totaled two solo tackles in season-finale.

**COLLEGE:** Three-year letterman ... Appeared in 46 games, making 26 starts at DE and DT ... Career totals include 107 tackles (52 solo), 35 QB pressures, 13.5 tackles for a loss, 5.0 sacks and two forced fumbles ... As a senior, started six of seven games and made 17 tackles before missing the final seven games due to an ankle injury ... Received the David Jacobs Award as a player who, by example, portray courage, spirit, character and determination ... As a junior, received the team's Most Improved Player Award (defense) after starting all 14 games and recording 48 tackles (28 solo), 20 QB pressures, 7.0 tackles for a loss and 4.0 sacks ... Named SEC Defensive lineman of the Week after tallying four tackles (1.5 for a loss) vs. Kentucky and three tackles, three pass breakups and a forced fumble at Vanderbilt ... Appeared in all 13 games with six starts as a sophomore ... Registered a career-high 16 tackles (two for a loss) and one forced fumble vs. Georgia Tech ... Saw action in 12 games as a freshman ... Majored in communication studies.

**PERSONAL:** Single ... Attended Northside (Ga.) High School ... USA Today All-USA second-team selection.

## JONES' REGULAR SEASON CAREER STATISTICS

	GP/GS	TKL	SOLO	ASST	SACKS	FF	FR	PD
2013 JAX	8/0	9	8	1	0.5	0	0	0
2014 JAX	16/2	39	23	16	3.0	1	0	1
<b>NFL totals: 2 yrs.</b>	<b>24/2</b>	<b>48</b>	<b>31</b>	<b>17</b>	<b>3.5</b>	<b>1</b>	<b>0</b>	<b>1</b>

11

MARQISE LEE

WIDE RECEIVER  
6-0 192 LBS.  
SOUTHERN CALIFORNIA  
BORN NOVEMBER 25, 1991  
INGLEWOOD, CALIFORNIA  
ACQ: 2ND ROUND OF 2014 DRAFT (39TH)  
EXP: 2ND YEAR

**GAMES PLAYED/STARTED:** 2014 (13/8)  
**NFL TOTALS:** 13 games, 8 starts  
**POSTSEASON TOTALS:** 0 games, 0 starts  
**TRANSACTIONS:** Originally drafted by Jacksonville in the second round (39th overall) of the 2014 draft.

**PRO:** Was first of two receivers selected by the Jaguars in the second round of 2014 draft ... Played in 13 games as a rookie and totaled 37 catches for 422 yards and one TD ... Became 24th WR selected by the Jaguars in franchise history, the fifth-highest in team history ... Marked the seventh USC player drafted by the Jaguars in team history, the second-most among any colleges (Florida, 8) ...

**2014:** Appeared in 13 games as a rookie with eight starts and registered 37 receptions for 422 yards and one TD ... Missed three consecutive games with a hamstring injury ... **9/7 at PHI:** Started at WR in NFL debut and tied for the team lead with six catches for 62 yards with a long of 18. Joined Allen Hurns as first two rookie WRs to start in season-opener in franchise history ... **9/14 at WAS:** Started at WR and had two receptions for 11 yards ... Missed next three games with a hamstring injury ... **10/12 at TEN:** Returned to action after missing three games and finished with two receptions for 26 yards with a long of 16 yards ... **10/19 vs. CLE:** Had two rushes for five yards ... **11/23 at IND:** Led the team with 52 yards on three receptions (17.3 avg.) with a career-long 37-yard catch in the fourth quarter ... **11/30 vs. NYG:** Started at WR and led team with six catches for 75 yards. Scored on a 30-yard TD pass from Blake Bortles in the third quarter, his first career score ... **12/7 vs. HOU:** Started at WR and posted five receptions for 67 yards with a long of 31 yards, his third straight game with a 30-plus yard reception ... **12/18 vs. TEN:** Started at WR and led team with four catches for 65 yards including a 34-yard grab in the third quarter. Marked fourth straight game with four or more receptions.

**COLLEGE:** Three-year starter who declared for the NFL Draft following his junior season ... Career totals included 248 receptions for 3,655 yards (14.7 avg.) with 29 TDs ... Owns 24 school records and set five Pac-12 Conference marks ... Won the Biletnikoff Award as a sophomore as the nation's top receiver ... Ranked first in school history in receiving yards, second in receptions and fourth in receiving TDs ... Finished career with 101.53 average receiving yards per game ... Added 50 career kickoff returns for 26.1 avg. with two TDs and eight punt returns for 46 yards ... Was a long jumper and sprinter on USC's track team ... Started all 11 games as a junior and totaled 57 catches for 791 yards (13.9 avg.) with four TDs ... Added 164 yards on 10 kickoff returns, 46 yards on eight punt returns and seven yards on six carries ... Totaled 1,008 all-purpose yards ... Had three 100-yard receiving games and 32 first-down

catches ... Became the school's first Biletnikoff Award winner as a sophomore as well as unanimous All-American and All-Pac 12 Conference first-team choice ... Named Pac 12 Offensive Player of the Year ... Started all 13 games and posted a single-season school and conference-record 118 receptions for 1,721 yards (14.6 avg.) with 14 TDs ... Registered eight 100-yard receiving games including a three-game stretch with 663 yards, the most yards in a three-game stretch in school history ... Had a school-record seven games with double-digit receptions ... Recipient of the Warfield Award and was a finalist for the Hornung Award and Walter Camp Award ... Finished fourth in the Heisman Trophy voting ... Won USC's MVP, Offensive Perimeter Player of the Year and John McKay Award ... Finished with 2,683 all-purpose yards (1,721 receiving, 106 rushing yards, 856 kickoff returns), the 15th-most in the nation ... Ranked second nationally in receptions per game (9.1, first in Pac-12) and receiving yards (132.4), third in all-purpose yards (206.4, first in Pac-12) and eighth in kickoff return average (28.5, first in Pac-12) ... Set the Pac-12 record with 345 receiving yards (5th most in NCAA history) on 16 catches (3rd-most in Pac-12 history) against Arizona with two TDs (49 and 44 yards) including 12 catches for 255 yards in the first half and 469 all-purpose yards (2nd most in NCAA history) as he had 123 yards on three kickoff returns (including 72-yarder). Six of his catches went for 28-plus yards (57, 50, 49, 44, 32 and 28 yards) ... Posted 408 all-purpose yards vs. Oregon including a Pac-12 record 251 yards on a school-record eight kickoff returns and 157 yards with two scores on 12 receptions ... Started eight of 12 games as a freshman and ranked second on the team with 73 catches for 1,143 yards (15.7 avg.) and 11 TDs ... Gained 33 yards on five carries and 285 yards on 10 kickoff returns for 1,461 all-purpose yards ... His 73 receptions were second-most in school history by a freshman (Mike Williams, 81, 2002) ... Earned Freshman All-American honors by the Football Writers Association and the Sporting News ... Majored in sociology.

**PERSONAL:** Single ... Attended Serra High School in Gardena, Calif. ... Lettered in football, basketball and track ... Earned Parade All-American as a senior as well as Super Prep All-American, Under Armour All-American, ESPN 150, Rivals 100 and Prep Star Dream Team ... Finished with 57 receptions for 1,409 yards (24.7 avg.) with 24 TDs in final season along with 45 tackles and three INTs ... Led team to 14-1 mark and a berth in the California state Division II championship game ... Posted 89 tackles, six INTs, two fumble recoveries and a forced fumble as a junior while leading team to 15-0 mark and the California state Division III championship ... Was a sprinter and jumper on the track team, boasting a national prep No. 3 best 24-8 long jump, plus career bests of 44-7 in the triple jump, 6-4 in the high jump, 10.74 in the 100 meters and 22.11 in the 200 meters ... Named the 2010-11 Cal-Hi Sports Boys State Athlete of the Year and Cal-Hi Sports Boys Division IV Athlete of the Year ... Born in Inglewood, Calif. ... Full name: Marqise Lee.

## LEE'S 2014 GAME-BY-GAME STATISTICS

DATE	GAME	RECS	YDS	AVG.	LG	TD
09/07	at Philadelphia	6	62	10.3	18	0
09/14	at Washington	2	11	5.5	8	0
09/21	vs. Indianapolis			INACTIVE		
09/28	at San Diego			INACTIVE		
10/5	vs. Pittsburgh			INACTIVE		
10/12	at Tennessee	2	26	13.0	16	0
10/19	vs. Cleveland	1	20	20.0	20	0
10/26	vs. Miami	1	9	9.0	9	0
11/02	at Cincinnati	0	0	0	0	0
11/09	vs. Dallas	1	13	13.0	13	0
	BYE WEEK					
11/23	at Indianapolis	3	52	17.3	37	0
11/30	vs. N.Y. Giants	6	75	12.5	30	1
12/07	vs. Houston	5	67	13.4	31	0
12/14	at Baltimore	4	14	3.5	13	0
12/18	vs. Tennessee	4	65	16.3	34	0
12/28	at Houston	2	8	4.0	4	0
<b>2014 totals:</b>		<b>37</b>	<b>422</b>	<b>11.4</b>	<b>37</b>	<b>1</b>

**Additional statistics:** 3 rushes for 9 yards

## JAGUARS TOP HOME ATTENDANCES

TOP HOME ATTENDANCES				
ATTENDANCE	DATE	OPPONENT	W/L	SCORE
83,603	Nov. 9, 2014 #	Dallas Cowboys	L	17-31
83,559	Oct. 27, 2013 #	San Francisco 49ers	L	10-42
76,877	Dec. 5, 2004	Pittsburgh Steelers	L	16-17
75,206	Jan. 23, 2000 *	Tennessee Titans	L	14-33
75,173	Jan. 15, 2000 *	Miami Dolphins	W	62-7
74,143	Dec. 28, 1998	Pittsburgh Steelers	W	21-3
74,051	Oct. 12, 1998	Miami Dolphins	W	28-21

# Wembley Stadium in London // \* Playoff Game




# VETERANS



**89** **MARCEDES LEWIS**

**TIGHT END**  
6-6 272 LBS.  
UCLA  
BORN MAY 19, 1984  
LONG BEACH, CALIFORNIA  
ACQ: 1ST ROUND OF 2006 DRAFT (28TH)  
EXP: 10TH YEAR



**GAMES PLAYED/STARTED:** 2006 (15/3), 2007 (16/16, 2/2), 2008 (16/15), 2009 (15/15), 2010 (16/16), 2011 (15/15), 2012 (16/15), 2013 (11/11), 2014 (8/8)

**NFL TOTALS:** 128 games, 114 starts  
**POSTSEASON TOTALS:** 2 games, 2 starts  
**TRANSACTIONS:** Originally drafted by Jacksonville in the first round (28th overall) of the 2006 draft.

**PRO:** 10th-year pro has started 114 of 128 games ... Career totals include 315 receptions for 3,789 yards (12.0) with 27 TDs ... Became Jaguars first Pro Bowl tight end after he earned honors in 2010 ... Former 2006 first-round pick ranks third in Jaguars history in career receiving yards, fourth in receptions, third in receiving TDs and in yards per reception ... Also ranks third in receptions of 25-plus yards (33) ... His 27 career TDs rank sixth in team history ... Owns team record for receptions, career TDs, receiving yards and receptions of 25-plus yards by a TE ... Tied franchise record for single-season TD receptions (10) in 2010 ... Has three career multi-TD games ... Led all NFL TEs in average per catch in 2009 and again in 2010 ... Highest drafted TE in Jaguars history ... Winner of 2006 Mackey Award, given to nation's top collegiate TE ... Second TE taken in 2006 draft behind Maryland's Vernon Davis (6th overall) ... Was teammate of former Jaguars RB Maurice Jones-Drew at UCLA ... Former basketball player who was heavily recruited to college ...

**2014:** Played and started in eight games ... Suffered a high ankle sprain in Week 2 and was placed on injured reserve/designated to return on Sept. 16 ... Finished with 18 catches for 206 yards and two TDs ... **9/7 at PHI:** Started at TE in season-opener and tied for the team-lead with six receptions for 35 yards ... **9/14 at WAS:** Registered a career-long 63-yard TD reception from Chad Henne in the second quarter. Finished with two catches for 71 yards. Left the game in the third quarter with a high ankle sprain ... Was placed on injured reserve/designated to return on Sept. 16 ... **11/23 at IND:** Returned to action and started at TE, finishing with one reception for minus-five yards ... **12/7 vs. HOU:** Hauled in a 35-yard reception in the fourth quarter and led team with 69 yards on three receptions ... **12/14 at BAL:** Had 22 yards on two receptions with a long of 17 yards ... **12/18 vs. TEN:** Made a four-yard TD reception in the second quarter ...

**2013:** Played in 11 games with 11 starts and produced 25 catches for 359 yards and four TDs ... Missed five of the first six games with a calf injury suffered in the preseason ... Had a TD reception in four straight games which tied a franchise record ... Was inactive for first three games and made season debut on **9/29 vs. IND** but strained his calf on the third play from scrimmage and did not return ... Was inactive (calf) on **10/6 at STL** and **10/13 at DEN** ... Returned to the lineup on **10/20 vs. SD** and had a 31-yard reception ... **11/17 vs. ARI:** Started his 100th career game at TE. Totaled 23 yards on three catches ... **12/1 at CLE:** Finished with three catches for 26 yards including an 8-yard TD reception from Maurice Jones-Drew in the second quarter ... **12/5 vs. HOU:** Scored on a one-yard pass from Chad Henne on the opening drive of the game. Added a season-long 41-yard reception in the first quarter ... **12/15 vs. BUF:** Led team with 54 yards on four catches with one TD. Hooked up with Chad Henne for a 13-yard TD in the fourth quarter, his third straight game with a TD reception. Moved into fourth place in franchise history with 290 career receptions, surpassing Fred Taylor (286) ... **12/22 vs. TEN:** Tied a franchise-record with a receiving TD in four straight games, hooking up with Chad Henne for a four-yard score in the first quarter. Finished with four catches for 50 yards with a long of 30 yards ... **12/29 at IND:** Finished season with 70 yards on three catches including a 36-yard reception in the fourth quarter. Snapped a streak of a TD reception in four straight games ...

**2012:** Played in all 16 games for the fourth time in his career ... Ranked third on the club with 52 receptions for 540 yards and four TDs, the second-highest receiving totals of his career ... **9/9 at MIN:** Opened season with five receptions for 52 yards and a TD. Scored on a one-yard pass from Blaine Gabbert in the second quarter, his first TD catch since the final game of the 2010 season (**1/2/11 at HOU**) ... **9/30 vs. CIN:** Had three catches for 32 yards and scored on a two-yard pass from Gabbert in the second quarter ... **10/28 at GB:** Played in his 100th career game and recorded two receptions for 21 yards ... **11/18 at HOU:** Had a 13-yard TD pass from Chad Henne in the first quarter and a one-yard TD grab in the third quarter. Finished with 40 yards on three receptions. Marked his third career game with multiple TD receptions ... Had a season-high 68 yards on four receptions on **12/2 at BUF** ... Concluded season with a career-high 103 yards on seven receptions on **12/30 at TEN**. Joined Kyle Brady and Pete Mitchell as only TEs in franchise history to eclipse 100 receiving yards

and it marked the fourth time overall ...

**2011:** Started 15 games at TE ... Team captain ... Led team with 460 receiving yards on 39 receptions (11.8 avg.) ... One of five tight ends (Jason Witten, Dallas; Owen Daniels, Houston; Jimmy Graham, New Orleans; Justin Keller, New York Jets) to lead team in receiving yards ... Ranked second on club with 85 passes thrown his way ... **9/11 vs. TEN:** Had two receptions for 28 yards in season-opener and left game early with a calf injury ... Was inactive on **9/18 at NYJ** ... **10/30 at HOU:** Posted four receptions for 45 yards. Surpassed Fred Taylor (2,361) for fourth place in team history for career receiving yards ... **11/20 at CLE:** Established career-high with seven receptions for 64 yards. Became sixth player in team history with 200 career receptions and only second TE to accomplish the feat (Kyle Brady, 241) ... **12/11 vs. TB:** Registered a career-high 77 receiving yards on two receptions. Had a career-long 62-yard reception in the second quarter from Blaine Gabbert ...

**2010:** Earned first Pro Bowl honors after career-best 58 receptions for 700 yards and 10 TDs ... The 10 TDs tied a single-season franchise record ... Was voted backup for Pro Bowl but became starter after Antonio Gates withdrew ... Receptions and yards were second-best ever by a Jaguars TE ... Finished second on team and ninth among NFL TEs in receptions, and his 12.1-yard average and 10 TDs were tops among TEs ... Started all 16 games for second time in career and was only Jaguar to make multiple receptions in every game ... Ranked second on club with 88 passes thrown his way and 37 receptions resulting in first downs ... Named to Peter King's CNN.com NFL All-Pro Team ... Blocked for a rushing attack that ranked third in the NFL (149.7) ... **9/12 vs. DEN:** Scored on both catches, from 21 and 10 yards to lead win ... Had season-high 70 receiving yards **9/19 at SD** ... Caught 15-yard TD pass on **10/3 vs. IND** and followed with 2 TDs on **10/10 at BUF**, breaking team single-season record for TEs with fifth TD ... **10/31 at DAL:** Turned in third multiple-TD game of season including season-long 42-yarder. Nine-yard TD catch was 14th of career, breaking team TE record held by Kyle Brady (13) ... **11/21 vs. CLE:** Made five receptions for 66 yards and eighth TD of season ... Scored on **12/12 vs. OAK** and tied career-high with 6 receptions for 63 yards **12/19 at IND** ... Scored 10th TD in finale **1/2 at HOU** to tie team single season record for TD receptions held by Reggie Williams ...

**2009:** Started 15 games at TE and produced then career-high 518 yards on 32 receptions for two touchdowns ... Led team with 16.2 average per reception, the highest average per reception among NFL tight ends ... Sustained a head injury in week 16 and was inactive for the season-finale ... **9/20 vs. ARI:** Posted three receptions for 62 yards with a 25-yard TD reception ... **10/4 vs. TEN:** Had four receptions for then career-high 76 yards and became only third TE (Pete Mitchell, Kyle Brady) to surpass 100 career receptions. Recorded a 33-yard TD pass from David Garrard ... **11/15 at NYJ:** Registered 58 yards on two receptions including a 33-yard reception on the game-winning drive in the fourth quarter ... **12/6 vs. HOU:** Hooked up with Garrard for a career-long 47-yard reception in the first quarter ... **12/27 at NE:** Sustained head injury in the first quarter and did not return ...

**2008:** Played in all 16 games for the second consecutive season and made 15 starts ... Finished with 41 receptions for 489 yards and two TDs ... Became first Jaguars TE since Kyle Brady (43, 2002) to have 40-plus receptions in a season and had the most receiving yards by a tight end since 2000 (Brady, 729) ... Had four-plus receptions in five games and finished with a reception of 19-plus yards in eight of the last 12 games ... Selected to USA Today All-Joe Team, which goes to players and coaches who have over-achieved and are often overlooked ... **10/5 vs. PIT:** Scored first TD of the season on a 24-yard pass from David Garrard ... **10/12 at DEN:** Registered second straight game with a TD with 30-yard reception for the game-winning score ... Made season-high six receptions for 55 yards on **12/18 vs. IND** ...

**2007:** Started a career-high 16 games and both playoff games ... Finished with 37 receptions for 391 yards and two TDs ... Only player to start all 16 games ... Helped pave the way for the Jaguars to rank second in the NFL with 2,391 rushing yards (149.4 avg.), the second-most in team history ... **9/23 at DEN:** Led team with three receptions for 44 yards ... **11/18 vs. SD:** Scored first TD of the season on pass from David Garrard ... **12/2 at IND:** Had five receptions including a two-yard TD pass ... **1/5 at PIT:** Started at TE in AFC Wild Card game and totaled two receptions for 16 yards in first career post-season game ... **1/12 at NE:** Led team with 74 receiving yards on four receptions in AFC Divisional game ...

**2006:** Played in 15 games with three starts ... Totaled 13 receptions for 126 yards and one TD ... Missed final three preseason games after suffering ankle injury in preseason opener **8/12 at MIA** and was inactive for season-opener on **9/10 vs. DAL** ... **10/1 at WAS:** Registered 31-yard yard catch ... **10/8 vs. NYJ:** Made first career start ... **11/26 at BUF:** Scored first career TD on one-yard pass from David Garrard.

**COLLEGE:** Winner of 2005 Mackey Award, given to nation's top TE ... Started 32 of 49 games in four seasons ... Set school record for TEs with career totals of 126 receptions for 1,571 yards and 21 TDs ... Unanimous All-America and All-Pac 10 selection as a senior, finishing with 59 receptions for 741 yards and 10 TDs ... Second among Division I-A TEs with 4.8 receptions per game as a senior ... Started 10 of 12 games as a junior and recorded team-high





# VETERANS



seven receiving TDs .. Started eight of 13 games as a sophomore and ranked second on team with 30 receptions for 377 yards and three TDs ... Appeared in all 12 games with two starts as a true freshman ... Majored in history.

**PERSONAL:** Resides in Long Beach, Calif. ... Attended Poly (Long Beach, Calif.) High ... Was heavily recruited in basketball after lettering for three years ... Played QB as a freshman before moving to TE for final three seasons ... Named Parade All-America, Super Prep Elite 50 and Super Prep All-America as senior ... Had 44 receptions for 710 yards and seven sacks at DE as a senior ... Honored with 2008 Morgan Stanley Smith Barney Community Leader of the Year Award for his work in the community ... Is a frequent visitor to the Jacksonville Humane Society where he was guest at Camp Kindness in 2009 and served as judge at the 2010 Fur Ball Gala ... Has an English Mastif, Crush ... Established the Mercedes Lewis Foundation in 2009 to support youth by awarding scholarships to those that wouldn't be able to participate in sports without financial assistance. The ultimate goal is to send a child from Long Beach to college on a full scholarship on an annual basis ... Served as guest speaker in 2009 and 2010 to graduating class at Long Beach Poly ... Hosted youth football camp the last four years at Long Beach State University. ... Participated both financially and in person at the 2009 Shop with a Jock event at Wal-Mart where more than 50 children from the Bridge of Northeast Florida and the Mali Vai Washington Kids Foundation were treated to a shopping spree ... Participated in basketball shooting contest in 2010 to raise money for First Coast High School ... Purchased gift cards for children of Daniel Memorial in December 2010 ... Says of his mother, Yvonne Withers, "the strongest person I know" as she gave birth to him at 15 years old ... Twitter handle is @MercedesLewis89 ... Full name: Mercedes Alexis Lewis.

## LEWIS' REGULAR SEASON STATISTICS

YEAR	TEAM	GP/GS	NO	YDS	AVG	LG	TD
2006	JAX	15/3	13	126	9.7	31	1
2007	JAX	16/16	37	391	10.6	25	2
2008	JAX	16/15	41	489	11.9	30t	2
2009	JAX	15/15	32	518	16.2	47	2
2010	JAX	16/16	58	700	12.1	42t	@10
2011	JAX	15/15	39	*460	11.8	62	0
2012	JAX	16/15	52	540	10.4	26	4
2013	JAX	11/11	25	359	14.4	41	4
2014	JAX	8/8	18	206	11.4	63t	2
<b>NFL totals: 9 yrs.</b>		<b>128/114</b>	<b>315</b>	<b>3,789</b>	<b>12.0</b>	<b>63t</b>	<b>27</b>


\* Team Leader @ Team Record

## LEWIS' POSTSEASON STATISTICS

	GP/GS	NO	YDS	AVG	LG	TD
2007 JAX	2/2	6	90	15.0	34	0

## 65 BRANDON LINDER

**GUARD**  
6-6 311 LBS.  
MIAMI (FLA.)  
BORN JANUARY 25, 1992  
SOUTHWEST RANCHES, FLORIDA  
ACQ: 3RD ROUND OF 2014 DRAFT (93RD)  
EXP: 2ND YEAR



**GAMES PLAYED/STARTED:** 2014 (15/15)

**NFL TOTALS:** 15 games, 15 starts

**POSTSEASON TOTALS:** 0 games, 0 starts

**TRANSACTIONS:** Originally drafted by Jacksonville in the third round (93rd overall) of the 2014 draft.

**PRO:** Second-year pro started 15 games at RG as a rookie ... Was a third-round pick of the Jaguars in 2014 ... Four-year starter at Miami ... First player from the University of Miami ever drafted by the Jaguars ... Became 24th offensive lineman drafted by the Jaguars in franchise history ...

**2014:** Started 15 games at RG as a rookie ... Part of OL that helped club finish sixth in the NFL in average per rush (4.5) ... **9/7 at PHI:** Started at RG in his NFL debut, one of three Jaguars rookies to start on opening day (WR Marqise Lee, WR Allen Hurns) ... Helped pave the way on **10/19 vs. CLE** for an offense that rushed for a season-high 185 yards on 35 carries and 176 yards on **10/26 vs. MIA**, the first time since 2010 the club eclipsed 150-plus rushing yards in back-to-back games ... Was inactive on **11/9 vs. DAL** with a shoulder injury ... Started at RG on **12/28 at HOU** and was part of OL that helped team produce 121 yards on 14 carries (8.6 avg.).


**COLLEGE:** Four-year starter ... Started 42 games (37 at RG, 2 at LT, 3 at C) ... Finished career with 35 TD-resulting blocks and 275 key blocks/knockdowns ... Started all 13 games as a senior, 10 at RG and three at LT ... Second-team All-ACC selection by the league's coaches and received All-ACC first team honors from The NFL Draft Report ... Named team's Most Valuable Player after leading team with 90 percent grade for blocking consistency, 11 TD-resulting blocks and 84 knockdowns ... Did not allow a sack ... Started all 12 games at RG as a junior ... Third-team All-ACC selection by Phil Steele ... Earned All-ACC honorable mention honors from the league's coaches ... Anchored an OL that paved way for the third-best passing offense (295.4) in ACC ... Started all 12 games as a sophomore at RG ... Tied for team-best with 90 percent blocking consistency ... Made only seven mental errors ... Allowed only 1.5 of the 19 sacks allowed and posted eight TD-resulting blocks, along with 68 knockdowns ... Appeared in all 12 games with five starts as a true freshman ... Named to All-ACC freshman team ... Recorded 48 knockdowns and four TD-resulting blocks ... Graded out above 90 percent for last seven games of the regular season ... Played four different positions against Georgia Tech and earned ACC Player of the Week honors ... Majored in health education.

**PERSONAL:** Resides in Southwest Ranches, Fla. ... Attended St. Thomas Aquinas High School in Ft. Lauderdale, Fla. ... Named U.S. Army All-American and was rated the third-best center in the country by Rivals.com ... Helped team compile a 28-1 record during his final two seasons and captured the Class 5A state title as a junior ... Brother, Nick, is a junior offensive lineman at Miami ... Full name: Brandon Linder.

20

## CRAIG LOSTON

**SAFETY**  
6-2 209 LBS.  
LOUISIANA STATE  
BORN DECEMBER 21, 1989  
HOUSTON, TEXAS  
ACQ: ROOKIE FREE AGENT 2014  
EXP: 2ND YEAR



**GAMES PLAYED/STARTED:** 2014 (13/0)

**NFL TOTALS:** 13 games, 0 starts

**POSTSEASON TOTALS:** 0 games, 0 starts

**TRANSACTIONS:** Originally signed by Jacksonville as an undrafted rookie on 5/12/14 ... Waived on 8/29/14 ... Signed by Jacksonville to practice squad on 9/1/14 ... Activated to 53-man roster on 9/13/14 ... Waived on 9/20/14 ... Signed by Jacksonville to practice squad on 9/22/14 ... Activated to 53-man roster on 9/29/14 ...

**PRO:** 2014 undrafted rookie played in 13 games as a rookie ... Spent time on 53-man roster and club's practice squad and finished with three special teams tackles ... Two-year starter at safety at LSU and two-time All-SEC selection ...

**2014:** Earned roster spot as a rookie free agent ... Appeared in 13 games and totaled three special teams tackles ... Made NFL debut on **9/14 at WAS** and also saw action on **10/5 vs. Pit** and made a special teams tackle ... **11/2 at CIN:** Had a career-high two special teams tackles ...

**COLLEGE:** Two-year starter at S ... Played in 45 games with 24 starts during his career ... Career totals include 148 tackles (84 solo), 7.0 tackles for loss, one sack and seven INTs ... Two-time second-team All-Southeastern Conference selection ... Participated in the Senior Bowl in 2014 ... As a senior in 2013, was a second-team All-SEC performer after starting 10 games at S ... Missed three games due to injury ... Named to the 2013 All-Bowl team by ESPN ... As a junior in 2012, named a second-team All-SEC selection after starting 12 games and finishing fifth on the team with 55 tackles and second with three INTs ... Named SEC Co-Defensive Player of the Week after posting six tackles and a 100-yard INT return for a TD against Mississippi State ... The 100-yard INT return for a TD tied the NCAA, SEC and school record for longest INT return for a TD ... As a sophomore in 2011, saw action as a reserve S and played on special teams ... Played in 10 games and finished the season with 14 tackles ... As a redshirt freshman in 2010, played in all 13 games ... Season totals include 22 tackles, two passes defended, one tackle for loss and one INT ... As a freshman in 2009, played in two games solely on special teams ... Suffered a wrist injury in the second game and missed the remainder of the season ... Granted a medical redshirt following the season ... Majored in general studies.

**PERSONAL:** Attended Eisenhower (Houston, Tex.) High School where he was a Parade All-America selection as a senior and named second-team All-USA by USA Today ... Rated the No. 1 safety in high school football in 2008 by Rivals.com, Scout.com and ESPNU ... Participated in the Under Armour All-American Bowl in Orlando, Fla. ... Saw action at DB, WR and as a return specialist ... Played for head coach Ray Evans ... Son of Jackie Henderson-Robertson ... Has three siblings, Chameyon, Shemiah and Sheniqua ... Full name is Craig Anthony Loston Jr.




# VETERANS



**[53] JOHN LOTULELEI**

LINEBACKER  
5-11 233 LBS.  
NEVADA-LAS VEGAS  
BORN DECEMBER 4, 1991  
KIHEI, HAWAII  
ACQ: WAIVERS (SEATTLE) 2013  
EXP: 3RD YEAR



**GAMES PLAYED/STARTED:** 2013 (14/2), 2014 (IR)  
**NFL TOTALS:** 14 games, 2 starts  
**JAGUARS TOTALS:** 12 games, 2 starts  
**POSTSEASON TOTALS:** 0 games, 0 starts  
**TRANSACTIONS:** Originally signed by Seattle as an undrafted rookie on 04/27/2013 ... Waived on 10/02/13 ... Claimed off waivers by Jacksonville on 10/03/13.

**PRO:** Third-year LB also excels on special teams ... Opened 2013 season with Seattle after he was signed as a rookie free agent, playing in two games ... Was claimed off waivers by the Jaguars on Oct. 3 and played in 12 games with two starts ... Finished with seven tackles and one tackle for loss ... Added two special teams tackles and a forced fumble ... Played two seasons at Nevada-Las Vegas ...

**2014:** Spent the 2014 season on injured reserve with a knee injury ...

**2013:** Began season with Seattle before he was waived and claimed off waivers by Jacksonville on Oct. 3 ... Made his NFL debut on **9/15 vs. SF** ... Saw action on special teams and on defense on **9/22 vs. JAX** and made two solo tackles and one special teams tackle ... **10/6 at STL:** Made Jaguars debut and saw action on special teams ... **10/27 vs. SF:** Posted one special teams tackle and forced a fumble that was recovered by the 49ers ... **11/17 vs. ARI:** Made first career start at LB and totaled three solo tackles ... **12/15 vs. BUF:** Saw action at LB and on special teams. Totaled two assisted tackles ... **12/22 vs. TEN:** Started at LB, his second career start. Had one special teams tackle.

**COLLEGE:** Played in 25 games with 17 starts at UNLV ... Totaled 180 tackles (83 solo), 4.5 tackles for a loss and one forced fumble ... Named first-team All-Mountain West and UNLV Defensive Most Valuable Player in 2012 after starting all 13 games and registering 120 tackles (59 solo), the 10th highest single-season total in school history ... Named the 2012 UNLV Bill "Wildcat" Morris Most Inspirational Award winner ... Spent two seasons at Merced (Calif.) College before transferring to UNLV and was an All-Golden Gate selection as a sophomore ... Majored in Interdisciplinary Studies.

**PERSONAL:** A 2009 graduate of Baldwin High School in Wailuku, Hawaii ... Three-year letterman ... Led Bears to three Maui Interscholastic League (MIL) championships as a linebacker and fullback ... Named MIL Defensive Player of the Year following his senior season ... Cousin, Star Lotulelei, was the 14th overall selection by the Carolina Panthers in the 2013 NFL Draft.

## LOTULELEI'S REGULAR SEASON STATISTICS

YEAR	TEAM	GP/GS	TKL	SOLO	ASST	SACKS	FF	FR	INT	PD
2013	SEA	2/0	2	2	0	0.0	0	0	0	0
2013	JAX	12/2	7	5	2	0.0	0	0	0	0
2014										
<b>NFL totals:</b>			<b>14/2</b>	<b>9</b>	<b>7</b>	<b>2</b>	<b>0.0</b>	<b>0</b>	<b>0</b>	<b>0</b>

**Additional statistics:** Special teams tackles - 2 in 2013

## JAGUARS TOP ROAD ATTENDANCES

TOP ROAD ATTENDANCES				
ATTENDANCE	DATE	OPPONENT	W/L	SCORE
89,450	Oct. 1, 2006	Washington Redskins	L (ot)	30-36
81,395	Oct. 1, 2010	Dallas Cowboys	W	35-17
80,037	Sept. 14, 2014	Washington Redskins	L	10-41
78,834	Sept. 18, 2011	New York Jets	L	3-32
78,817	Jan. 10, 1999 *	New York Jets	L	24-34
78,533	Nov. 28, 2010	New York Giants	L	20-24
78,337	Nov. 3, 2002	New York Giants	L	24-17

\* Playoff game

**[99] SEN'DERRICK MARKS**

DEFENSIVE TACKLE  
6-2 294 LBS.  
AUBURN  
BORN FEBRUARY 23, 1987  
MOBILE, ALABAMA  
ACQ: UNRESTRICTED FREE AGENT (TENNESSEE) 2013  
EXP: 7TH YEAR



**GAMES PLAYED/STARTED:** 2009 (9/0), 2010 (12/3), 2011 (16/9), 2012 (14/14), 2013 (16/16), 2014 (16/16)  
**NFL TOTALS:** 83 games, 58 starts  
**JAGUARS TOTALS:** 32 games, 32 starts  
**POSTSEASON TOTALS:** 0 games, 0 starts  
**TRANSACTIONS:** Originally drafted by Tennessee in the second round (62nd overall) of the 2009 draft ... Signed by Jacksonville as an unrestricted free agent on 4/2/13.

**PRO:** Seventh-year DT has played in 83 games with 58 starts ... Career totals include 257 tackles (148 solo), 15.5 sacks, 32 tackles for loss, 48 QB pressures, six forced fumbles, 16 passes defended, four fumble recoveries and one INT ... Joined Jaguars in 2013 as an unrestricted free agent and produced career-best totals in back-to-back seasons including a team-high 8.5 sacks in 2014 ... His 8.5 sacks ranked third among NFL defensive tackles ... Suffered a torn ACL in the second quarter of the 2014 season finale ... Has 12.5 sacks, 26 QB hits, 21 tackles for loss, two forced fumbles, four fumble recoveries and 11 passes defended in two seasons with the Jaguars ... His 12.5 sacks with Jaguars are fifth-most in franchise history by a DT ... Spent previous four seasons with the Tennessee Titans after being selected in the second round of the 2009 draft ... Declared for NFL draft following three seasons at Auburn.

**2014:** Started all 16 games at DT and produced career-best numbers with 8.5 sacks, 16 QB hits, 15 tackles for loss and three passes defended ... Finished with 44 tackles (34 solo) and one fumble recovery ... Suffered a torn ACL in the season finale ... His 8.5 sacks were the second-most in franchise history by a DT and were the third-most among NFL DTs in 2014 ... **9/7 at PHI:** Tallied five tackles (four solo) in the season-opener along with two tackles for loss, one sack and one QB hit. Sacked QB Nick Foles for a six-yard loss in the second quarter ... **9/14 at WAS:** Totaled six tackles (four solo) including two for loss ... **9/21 at IND:** Split a sack and had two QB pressures, his second sack in the first three games ... **9/28 at SD:** Made two tackles including a split sack with DT Red Bryant on the Chargers first possession. Added a team-high two QB hits ... **10/12 at TEN:** Had four solo tackles, one tackle for loss and one pass defended ... **10/19 vs. CLE:** Posted a team-high two QB hits along with one tackle for loss ... **10/26 vs. MIA:** Registered 10th career sack, taking down Ryan Tannehill for a seven-yard loss in the first quarter. Added one tackle for loss and one QB hit ... **11/2 at CIN:** Recorded a sack in back-to-back games for the first time in his career, taking down Andy Dalton for a one-yard loss in the second quarter. Added three tackles, one tackle for loss and one QB hit ... **11/9 vs. DAL:** Tallied a sack for the third consecutive game while adding two tackles, one tackle for loss and one QB hit. Took down Tony Romo for a six-yard loss in the fourth quarter ... **11/23 at IND:** Recovered an Andrew Luck fumble in the first quarter ... **11/30 vs. NYG:** Produced a career-high two sacks along with two tackles for loss and one forced fumble. Sealed the win with a sack of Eli Manning late in the fourth quarter and the ball was recovered by Chris Clemons ... **12/7 vs. HOU:** Was involved on a half-sack of Ryan Fitzpatrick on the Texans' first offensive possession ... **12/14 at BAL:** Made one tackle and a team-high two QB hits ... **12/18 vs. TEN:** Sealed the victory with a sack of Charlie Whitehurst on fourth down with no time remaining. Added three solo tackles ... **12/28 at HOU:** Started at DT and made two solo tackles. Suffered a torn ACL in the second quarter and did not return ...

**2013:** Started all 16 games for the first time in his career and registered then career-highs in sacks (4.0), forced fumbles (2), fumble recoveries (3) passes defended (8) and tackles for loss (6) ... Led all DL with 931 snaps played ... One of only three defensive players (Jason Babin, Tyson Alualu) and five players overall to start all 16 games ... **9/8 vs. KC:** Made Jaguars debut with start at DT, finishing with three solo tackles and one QB hit ... **9/22 at SEA:** Finished with two tackles and tied for team-lead with two QB hits ... **10/6 at STL:** Registered first sack of the season as he sacked and forced a fumble of Sam Bradford. Added one tackle for loss, two passes defended and one QB hit ... **10/13 at DEN:** Registered first career fumble recovery in the second quarter and added one tackle for loss ... **10/20 vs. SD:** Recorded second sack of the season, taking down Philip Rivers for a nine-yard loss in the first quarter. Finished with three solo tackles, one tackle for loss, one QB hit and one pass defended ... **11/10 at TEN:** Faced his former team for the first time and had one solo tackle and one pass defended. Forced a safety on Titans' Chance Warmack for holding in the end zone ... **12/1 at CLE:** Totaled three solo tackles, one sack, one forced fumble, one fumble recovery and one pass defended. Sacked Brandon Weeden in the second quarter and forced a fumble that was recovered by the Browns. Late in the first half, he recovered a fumble forced by Jason Babin and returned it 15 yards. Set single-season career-high with three sacks





# VETERANS



and two forced fumbles ... **12/15 vs. BUF:** Tallied one sack, one tackle for loss, one fumble recovery and one QB hit. Sacked E.J. Manuel in the second quarter and recovered a Manuel fumble forced by Winston Guy in the third quarter ...

**2012:** Started 14 games at DT ... Totaled 63 tackles (31 solo), 1.5 sacks, three tackles for loss, five QB pressures and one forced fumble ... Was inactive the first two games with an injury ... Notched first sack of the season on **11/11 at MIA** against Ryan Tannehill for an eight-yard loss and added three QB pressures ... Had a season-high seven tackles and split a sack with Kamerion Wimbley of Chad Henne in season-finale on **12/30 vs. JAX** ...

**2011:** Appeared in a career-high 16 games and made nine starts at DT ... Registered 44 tackles (18 solo), 0.5 sacks, three tackles for loss, one forced fumble, seven QB pressures and one pass defended ... Opened season with two tackles on **9/11 at JAX** including one for loss ... Combined with William Hayes to drop Cam Newton for a seven-yard sack in the fourth quarter on **11/13 at CAR** ... Tallied three tackles, a forced fumble, a pass defended and a QB pressure on **12/4 at BUF.** Forced a Scott Chandler fumble that was recovered by the Titans early in the third quarter ... Matched his season-high with five tackles along with a tackle for loss on **12/24 vs. JAX** ... Finished season with four tackles and tied for team-lead with three QB pressures on **1/1 at HOU** ...

**2010:** Played in 12 games with three starts ... Collected 50 tackles (27 solo), six QB pressures, five tackles for loss, one INT and one forced fumble ... Was inactive on **10/10 at DAL** with a knee injury and missed three games with an ankle injury ... Posted a then career-high seven tackles on **9/19 vs. PIT** ... Intercepted a pass deflected by Cortland Finnegan in the first quarter on **9/26 at NYG** ... Made first career start at DT on **10/24 vs. PHI** and had a pass defended ... Started at DT in season-finale on **1/2 at IND** and totaled six tackles, a forced fumble and one QB pressure ...

**2009:** Appeared in nine games as a rookie and finished with 23 tackles, one sack, five QB pressures, one tackle for loss and one pass defended ... Led or tied for the team lead in QB pressures in two games ... Made NFL debut on **10/4 at JAX** ... Finished with season-high six tackles on **11/15 vs. BUF** ... Collected four tackles including for loss on **12/13 vs. STL** ... Registered first career sack on **1/3 at SEA** against Matt Hasselbeck.

**COLLEGE:** Started 37 of 40 games and declared for NFL draft following his junior season ... Finished career with 114 tackles, 7.5 sacks, 30 tackles for loss and 10 QB pressures ... Started 11 games as a junior and earned second-team All-SEC honors from the Associated Press ... Totaled 32 tackles, two sacks and two QB pressures ... Ranked second on team and 10th in SEC with 10 tackles for loss ... Started at RDE in every game as a sophomore despite playing most of the season with a hernia that required surgery after the season ... Tallied 43 tackles, two sacks and nine tackles for loss ... Added seven QB pressures, three passes defended, a forced fumble, a fumble recovery and blocked two field goals ... Started all 13 games at RDT as a redshirt freshman ... Recorded 38 tackles, 3.5 sacks, 11 tackles for loss, three fumble recoveries, one forced fumble and two passes defended ... Saw action in three games as a true freshman before he was redshirted ... Majored in rehabilitation services.


**PERSONAL:** Married ... Attended Vigor High School in Prichard, Ala. ... Totaled 81 tackles and 17 sacks as a senior ... Posted 87 tackles and 11 sacks as a junior, leading the team to the Class 6A state quarterfinals ... Also lettered three times in basketball, averaging 15 points a game and 21 rebounds ... Oldest of eight children, with the youngest being 14 years old. His siblings' names are Anntranetta, Shamira, Ciera, DeAndre, Alexia, Kenneth Davis Jr. and Lakendra Davis ... There is no specific meaning behind the name Sen'Derrick and he often goes by the nickname Sen ... Twitter handle is @NumberNineFo ... Full name: Sen'Derrick Dewayne Marks.

## MARKS' REGULAR SEASON STATISTICS

YEAR	TEAM	GP/GS	TKL	SOLO	ASST	SACKS	FF	FR	INT	PD
2009	TEN	9/0	23	9	14	1.0	0	0	0	1
2010	TEN	12/3	50	27	23	0.0	1	0	1	3
2011	TEN	16/9	44	18	26	0.5	1	0	0	1
2012	TEN	14/14	63	31	32	1.5	1	0	0	3
2013	JAX	16/16	33	28	5	4.0	2	3	0	8
2014	JAX	16/16	44	35	9	8.5*	1	1	0	1
<b>NFL totals: 6 yrs</b>		<b>83/58</b>	<b>257</b>	<b>148</b>	<b>109</b>	<b>15.5</b>	<b>6</b>	<b>4</b>	<b>1</b>	<b>17</b>

\* Team leader

## 35 DEMETRIUS McCRAY



**CORNERBACK**  
6-2 200 LBS.  
APPALACHIAN STATE  
BORN MAY 11, 1991  
COVINGTON, GEORGIA  
ACQ: 7TH ROUND OF 2013 DRAFT (210TH)  
EXP: 3RD YEAR

**GAMES PLAYED/STARTED:** 2013 (16/1), 2014 (16/12)

**NFL TOTALS:** 32 games, 13 starts

**POSTSEASON TOTALS:** 0 games, 0 starts

**TRANSACTIONS:** Originally drafted by Jacksonville in the seventh round (210th overall) of the 2013 draft.

**PRO:** Third-year CB played in all 32 games to begin his career with 13 starts ... Produced 52 tackles (43 solo) and five passes defended ... Has seven career special teams tackles ... Originally a 2013 seventh-round pick ... Worked his way into starting role in 2014 and made 12 starts ...

**2014:** Played in all 16 games with a career-high 12 starts at CB ... Totaled 47 tackles (40 solo), three passes defended and one tackle for loss ... Added two special teams tackles ... **9/21 at IND:** Saw action at CB and special teams and posted two solo tackles ... **9/28 at SD:** Saw extensive action at CB after Dwayne Gratz suffered a concussion in the second quarter. Matched his career-high with five solo tackles ... **10/5 vs. PIT:** Made second career start and totaled four solo tackles and one pass defended ... **11/2 at CIN:** Started at CB and tallied four tackles (two solo) ... **11/9 vs. DAL:** Started at CB and tied for the team-lead with five tackles and two passes defended. Added one special teams tackle ... **12/7 vs. HOU:** Started at CB and registered a then career-high six tackles ... **12/18 vs. TEN:** Made four solo tackles ... **12/28 at HOU:** Started at CB and made a career-high seven tackles (six solo) with one tackle for loss ...

**2013:** Joined Denard Robinson as the only rookies to play in all 16 games ... Finished with five special teams tackles ... Added five tackles on defense along with two passes defended ... **9/8 vs. KC:** Made NFL debut, seeing action on special teams ... **9/15 at OAK:** Tied for team-lead with two special teams tackles ... **9/22 at SEA:** Made first career start, replacing injured Alan Ball, and totaled five tackles (three solo) and a team-high two passes defended ... **12/29 at IND:** Played nine snaps at CB on defense and also saw action on special teams.

**COLLEGE:** Four-year letterman ... Appeared in 48 games ... Career totals include 123 tackles (83 solo), 26 passes defended, 10 INTs, 3.0 tackles for a loss, two sacks and one forced fumble ... Two-time Division I-AA All-America ... Two-time first-team All-Southern Conference ... NFL Combine participant ... NFLPA Collegiate Bowl participant ... Appeared in all 12 games as a senior at CB ... Buck Buchanan Award finalist (NCAA Division I FCS Defensive Player of the Year) ... First-team All-Southern Conference ... Recorded 55 tackles (37 solo), eight passes defenses, four interceptions and one forced fumble ... Played in 12 games as a junior ... Named fourth-team All-America by Phil Steele Publications ... First-team All-Southern Conference (coaches and media) ... Season totals include 48 tackles (35 solo), career-high five INTs, 14 passes defended and one forced fumble ... Led Southern Conference and tied for eighth nationally with five INTs ... Appeared in 11 games as a sophomore ... Totaled 19 tackles (11 solo), one INT and four passes defended ... Played in 13 of 14 games, primarily on special teams ... Majored in criminal justice.

**PERSONAL:** Played at Newton High School in Covington, Ga. ... Named county's Athlete of the Year after a standout senior season at QB and DB ... First-team All-Conference and 2-AAAA All-Region selection at DB ... Surpassed 1,600 yards of total offense after taking over as QB following the season opener ... On defense, totaled 40 tackles, 14 passes defended, seven INTs and one forced fumble ... Helped lead Berkeley High School (Moncks Corner, S.C.) to the South Carolina state semifinals before transferring to Newton. ... Twitter handle is @McCrayD\_10 ... Full name is Demetrius Charles McCray.

## MCCRAY'S REGULAR SEASON STATISTICS

	GP/GS	TKL	SOLO	ASST	SACKS	FF	FR	PD	INT
2013 JAX	16/1	5	3	2	0.0	0	0	2	0
2014 JAX	16/12	47	40	7	0.0	0	0	3	0
<b>NFL totals: 2 yrs.</b>	<b>32/13</b>	<b>52</b>	<b>43</b>	<b>9</b>	<b>0.0</b>	<b>0</b>	<b>0</b>	<b>5</b>	<b>0</b>

**Additional statistics:** Special teams tackles 5 in 2013; 2 in 2014



# VETERANS



97

## ROY MILLER



DEFENSIVE TACKLE

6-2 310 LBS.

TEXAS

BORN JULY 9, 1987

KILLEEN, TEXAS

ACQ: UNRESTRICTED FREE AGENT (TAMPA BAY) 2013

EXP: 7TH YEAR

**GAMES PLAYED/STARTED:** 2009 (15/1), 2010 (16/16), 2011 (16/3), 2012 (15/14), 2013 (14/14), 2014 (14/14)

**NFL TOTALS:** 90 games, 62 starts

**JAGUARS TOTALS:** 28 games, 28 starts

**POSTSEASON TOTALS:** 0 games, 0 starts

**TRANSACTIONS:** Originally drafted by Tampa Bay in the third round (81st overall) of the 2009 draft ... Signed by Jacksonville as an unrestricted free agent on 3/15/13.

**PRO:** Re-signed with the Jaguars in the offseason ... Seventh-year DT has played in 90 games with 62 starts ... Career totals include 211 tackles (143 solo), four sacks and four passes defended ... Joined the Jaguars as an unrestricted free agent in 2013 ... Spent the previous four seasons with Tampa Bay ... Was a third-round draft pick of the Buccaneers in 2009 ... Has missed only six games in six seasons ... Voted 2014 Ed Block Courage Award winner by his teammates ...

**2014:** Started first 14 games at DT and tallied 31 tackles (21 solo), four tackles for loss, one sack, two QB hits and one pass defended ... Missed the final two games with a knee injury ... **9/14 at WAS:** Posted a season-high five tackles (one solo) ... **9/28 at SD:** Made four tackles (three solo), one sack, two tackles for loss and one QB hit. Marked first sack since January 2, 2011 at New Orleans as a member of the Tampa Bay Buccaneers ... **10/19 vs. CLE:** Had two solo tackles and one tackle for loss ... **11/30 vs. NYG:** Finished with two solo tackles ... **12/14 at BAL:** Totaled four tackles (three solo) ... **12/18 vs. TEN:** Inactive (knee) ... **12/28 at HOU:** Inactive (knee) ...

**2013:** Started all 14 games played and totaled 25 tackles (20 solo), four tackles for loss and two QB pressures ... **9/8 vs. KC:** Started at DT and posted two solo tackles in his Jaguars debut ... **9/15 at OAK:** Led team with two tackles for loss ... **9/22 at SEA:** Recorded one assisted tackle and one QB hit ... **9/29 vs. IND:** Made two solo tackles ... **11/17 vs. ARI:** Had three solo tackles, two tackles for loss and one QB hit ... **11/24 at HOU:** Finished with two tackles (one solo) ... **12/1 at CLE:** Made three tackles (two solo) ... **12/15 vs. BUF:** Finished with three solo tackles ... **12/22 vs. TEN:** Inactive (shoulder) ... Was placed on injured reserve on Dec. 23 and missed the final two games ...

**2012:** Played in 15 games with 14 starts ... Finished with 23 tackles (15 solo), two tackles for loss and one pass defended ...

**2011:** Saw action in nine games with one start ... Made 19 tackles (14 solo) and one pass defended ... Made season debut on **9/11 vs. DET** ... Registered three tackles and one pass defended on **9/18 at MIN** ... Notched two tackles and one QB pressure on **9/25 vs. ATL** ... Started on **10/23 at CHI** and tallied three tackles ...

**2010:** Started all 16 games for the first time in his career ... Led all DL and ranked seventh on the team with a career-high 60 tackles (40 solo) along with one sack ... Posted a career-high nine tackles on **11/28 at BAL** ... Dropped QB Drew Brees for his first sack of the season on **1/2 at NO** ...

**2009:** Appeared in 15 games as a rookie with one start ... Totaled 54 tackles (33 solo) and a career-high two sacks ... Recorded sacks on **9/20 at BUF** and **11/8 vs. GB**.

**COLLEGE:** Played in 49 games with 19 starts ... Career totals included 138 tackles, 25 tackles for loss, 10 sacks, 44 QB pressures, six passes defended, one forced fumble and one fumble recovery ... Started all 13 games at DT as a senior ... Earned Fiesta Bowl Defensive MVP honors in victory over Ohio State ... First-team All-Big 12 selection after logging 49 tackles, 11 tackles for loss, 5.5 sacks, 28 QB pressures, four passes defended and one fumble recovery ... Appeared in all 13 games as a junior and earned honorable-mention All-Big 12 honors ... Member of UT Athletic Director's Honor Roll ... Graduated with a degree in corporate communications.


**PERSONAL:** Married ... Born in Fort Lewis, Wash. ... Attended Shoemaker High School (Killeen, Texas) ... Two-time all-state and three-time all-district performer at DT ... Named a captain in the 2005 U.S. Army All-American Bowl and recorded two sacks and three tackles ... Finished high school career with 264 tackles and 24 sacks ... Was a three-time academic all-district selection ... Father, Roy, previously served in the Army ... Cousin, Bryce Scanlon, was a defensive lineman at Utah ... Twitter handle is @Roy\_Miller\_III ... Full name: Roy Miller.

## MILLER'S REGULAR SEASON STATISTICS

YEAR	TEAM	GP/GS	TKL	SOLO	ASST	SACKS	FF	FR	INT	PD
2009	TB	15/1	54	33	21	2.0	0	0	0	1
2010	TB	16/16	60	40	20	1.0	0	0	0	0
2011	TB	16/3	19	14	5	0.0	0	0	0	1
2012	TB	15/14	23	15	8	0.0	0	0	0	1
2013	JAX	14/14	25	20	5	0.0	0	0	0	0
2014	JAX	14/14	30	21	9	1.0	0	0	0	1
<b>NFL totals: 6 yrs.</b>		<b>90/62</b>	<b>211</b>	<b>143</b>	<b>68</b>	<b>4.0</b>	<b>0</b>	<b>0</b>	<b>0</b>	<b>4</b>

75

## JARED ODRICK



DEFENSIVE LINEMAN

6-5 304 LBS.

PENN STATE

BORN DECEMBER 31, 1987

LEBANON COUNTY, PENNSYLVANIA

ACQ: UNRESTRICTED FREE AGENT (MIAMI) 2015

EXP: 6TH YEAR

**GAMES PLAYED/STARTED:** 2010 (1/1), 2011 (16/7), 2012 (16/12), 2013 (16/5), 2014 (16/16)

**NFL TOTALS:** 65 games, 41 starts

**JAGUARS TOTALS:** 0 games, 0 starts

**POSTSEASON TOTALS:** 0 games, 0 starts

**TRANSACTIONS:** Originally drafted by Miami in the first round (28th overall) of the 2010 draft ... Signed by Jacksonville as an unrestricted free agent on 3/11/15.

**PRO:** Sixth-year DT has appeared in 65 games with 41 starts ... Career totals include 129 tackles (103 solo), 16.5 sacks, 11 passes defended, three forced fumbles, one fumble recovery and one INT ... Spent first five seasons (2010-14) with Miami ... Has played in 64 straight games dating back to the 2011 season ...

**2014:** Started all 16 games for the first time in his career ... Played in all 16 games for the fourth consecutive season ... Totaled 29 tackles (23 solo), one sack, three tackles for loss, one forced fumble and one fumble recovery ... Part of Miami defense that ranked 12th in the NFL ... Posted a season-high four tackles on **12/7 vs. BAL** and **12/28 vs. NYJ** ... Registered his only sack of the season and forced one fumble on **9/21 vs. K.C.** ...

**2013:** Played in all 16 games (five starts) ... Posted a career-high 42 tackles (33 solo), 4.5 sacks, nine tackles for loss and two passes defended ... Started at DT in the first three games of the season on **9/8 at CLE**, **9/15 at IND** and **9/22 vs. ATL** ... Posted a season-high six tackles (five solo) on **10/6 vs. BAL** ... Registered a career-high 2.0 sacks on **10/27 at N.E.**, the only multi-sack game of his career ... Started at RDE on **11/24 vs. CAR** and made two solo tackles ... Made his fifth start of the season in the season finale on **12/29 vs. NYJ** ...

**2012:** Appeared in all 16 games (12 starts) for the second consecutive season ... Season totals include 35 tackles (26 solo), 5.0 sacks, a career-high 12 tackles for loss and two passes defended ... Started the first nine games of the season at LDE ... Registered at least a half-sack in three consecutive games on **9/23 vs. NYJ** (0.5), **9/30 at ARI** (1.0) and **10/7 at CIN** (0.5) ... Posted a sack in back-to-back games on **12/9 at S.F.** and on **12/16 vs. JAX** ...

**2011:** Appeared in all 16 games (seven starts) for the first time in his career ... Posted a career-high 6.0 sacks ... Season totals include 22 tackles (20 solo), five tackles for loss, two passes defended and one forced fumble ... Intercepted the only pass of his career in the season-opener on **9/12 vs. N.E.** ... Posted 1.0 sack on **10/2 at S.D.** ... Posted 1.0 sack in three consecutive games on **11/6 at K.C.**, on **11/13 vs. WAS** and on **11/20 vs. BUF** ... Finished the season with two solo tackles, including 1.0 sack on **1/1/12 vs. NYJ** in the season finale ...

**2010:** Made his NFL debut in the season-opener on **9/12 at BUF** and started at RDE ... Finished with one solo tackle before suffering a leg injury ... Placed on injured reserve on Oct. 22.

**COLLEGE:** Four-year letterman (2006-2009) and three-year starter at Penn State ... Career totals included 104 tackles (47 solo), 14.5 sacks and 25.5 tackles for loss ... As a senior in 2009, started all 13 games and was named a first-team All-America selection, first-team All-Big Ten selection and the coaches' Big Ten Defensive Player of the Year, becoming the first defensive lineman to win the honor since 1993 ... Fourth player in school history to win Big Ten Defensive Player of the Year ... Posted a career-high 43 tackles (17 solo), 7.0 sacks and 11 tackles for loss as a senior ... As a junior in 2008, started 11 of 13 games at DT and registered 41 tackles (19 solo), 4.5 sacks and 9.5 tackles for loss en route to first-team All-Big Ten honors ... Played in





# VETERANS



eight games with seven starts as a sophomore in 2007 before suffering a leg injury ... Played in 10 games as a freshman in 2006 ... Majored in sociology.

**PERSONAL:** Native of Lancaster, Pa. ... Attended Lebanon (Pa.) High School where he was a Parade and U.S. Army All-America selection as a senior ... First-team All-State and Big 33 selection ... Totaled 70 tackles, 5.0 sacks and 10 tackles for loss as a senior in 2005 ... Registered 80 tackles, 8.0 sacks and 18 tackles for loss as a junior in 2004, in addition to playing on the offensive line ... Also lettered in basketball and track and field ... Full name is Jared Taylor Odrick.

## ODRICK'S REGULAR SEASON STATISTICS

YEAR	TEAM	GP/GS	TKL	SOLO	ASST	SACKS	FF	FR	PD	TFL	INT
2010	MIA	1/1	1	1	0	0.0	0	0	0	1	0
2011	MIA	16/7	22	20	2	6.0	1	0	2	5	1
2012	MIA	16/12	35	26	9	5.0	0	0	2	12	0
2013	MIA	16/5	42	33	9	4.5	1	0	2	9	0
2014	MIA	16/16	29	23	6	1.0	1	1	5	3	0
<b>NFL totals: 5 yrs.</b>		<b>65/41</b>	<b>129</b>	<b>103</b>	<b>26</b>	<b>16.5</b>	<b>3</b>	<b>1</b>	<b>11</b>	<b>30</b>	<b>1</b>

## 78 JERMEY PARNELL

**OFFENSIVE TACKLE**  
6-6 316 LBS.  
MISSISSIPPI  
BORN JULY 20, 1986  
BLYTHEVILLE, ARKANSAS  
ACQ: UNRESTRICTED FREE AGENT (DALLAS) 2015  
EXP: 6TH YEAR



**GAMES PLAYED/STARTED:** 2010 (0/0), 2011 (6/0), 2012 (16/1), 2013 (16/1), 2014 (16/5)

**NFL TOTALS:** 54 games, 7 starts

**JAGUARS TOTALS:** 0 games, 0 starts

**POSTSEASON TOTALS:** 2 games, 2 starts

**TRANSACTIONS:** Originally signed by New Orleans as an undrafted rookie on 5/4/09 ... Waived on 9/4/09 ... Signed by New Orleans to the practice squad on 9/6/09 ... Waived on 9/4/10 ... Claimed off waivers by Miami on 9/5/10 ... Waived on 9/25/10 ... Signed by New Orleans to the practice squad on 9/28/10 ... Signed by Dallas to the 53-man roster on 10/24/10 ... Signed by Jacksonville as an unrestricted free agent on 3/11/15.

**PRO:** Sixth-year athletic OT has spent time with New Orleans, Miami and Dallas ... Has played in 54 career games with seven starts ... Spent last five seasons with the Cowboys where he made career-high five starts at RT in 2014 and also started both postseason games ... Blocked for NFL's leading rusher DeMarco Murray in 2014 and did not allow a sack ... Began career as an undrafted free agent with New Orleans in 2009 ...

**2014:** Appeared in all 16 games with a career-high five starts at RT ... Also saw time on special teams and as extra OL in jumbo packages ... Had only one penalty for five yards ... Did not allow a sack ... Part of OL that ranked ninth in the NFL with 30 sacks allowed ... Blocked for Pro Bowl QB Tony Romo who led NFL in passer rating (113.2), completion percentage (69.9) and yards-per-attempt (8.52) ... Part of OL that blocked for NFL rushing leader DeMarco Murray who set franchise record with 1,845 rushing yards and NFL-high 2,261 yard from scrimmage ... Cowboys finished season ranked second in rushing yards per game (147.1) ... Made first start of the season on **10/19 vs. NYG** in place of Doug Free. Blocked for DeMarco Murray's seventh consecutive 100-yard game, the first player in NFL history with seven straight 100-yard games to open a season ... Made start at RT on **10/27 vs. WAS** as club rushed for 166 yards on 25 carries (6.6 avg.) ... Started at RT on **11/2 vs. ARI** ... Filled in at RT in second half on **12/14 at PHI** ... Started at RT on **12/21 vs. IND** and blocked for QB Tony Romo who threw for a season-high five TDs and completed 90 percent of his passes (18 of 20) ... Made start at RT on **12/28 at WAS** and paved the way for a 12th 100-yard rushing game by Murray ... Made postseason debut with a start at RT on **1/4 vs. DET** ... Started on **1/11 at GB** in NFC Divisional Playoff game ...

**2013:** Played in all 16 games for the second consecutive season and made one start ... Saw most of his action in jumbo packages and on special teams ...

**2012:** Saw action in all 16 games for the first time in his career ... Rotated series at RT with Doug Free for the last two months of the season ... Made first career start on **11/22 vs. WAS** ...

**2011:** Saw action in six games, mainly on special teams ...

**2010:** Spent the preseason with New Orleans before he was waived on final cuts ... Was claimed off waivers by Miami on Sept. 5 and waived on Sept. 25 ... Signed by New Orleans to practice squad on Sept. 28 before he was signed

to Dallas' 53-man roster on Oct. 14 ... Was inactive for all 12 games with the Cowboys ...


**2009:** Spent the entire regular season on New Orleans' practice squad after signing as a rookie free agent.

**COLLEGE:** Played only season of collegiate football ... Saw action as a senior for the first time since eighth grade and played in five games as a defensive lineman ... Was a four-year letterman for the Rebels basketball team ... Played in 30 games with seven starts as a senior, averaging 3.7 points and 3.3 rebounds while ranking second on the team with 22 blocked shots ... Majored in art.

**PERSONAL:** Attended Gosnell High School in Arkansas ... Two-time first-team all-state selection in basketball ... Averaged 21 points, 13 rebounds, five assists and four blocks a game as a senior ... Played summer basketball in China in 2005 and 2006, and also played AAU for the Arkansas Wings.

## 67 AUSTIN PASZTOR

**OFFENSIVE TACKLE**  
6-7 308 LBS.  
VIRGINIA  
BORN NOVEMBER 26, 1990  
TILLSONBURG, ONTARIO  
ACQ: FREE AGENT 2012  
EXP: 3RD YEAR



**GAMES PLAYED/STARTED:** 2012 (3/3), 2013 (15/12), 2014 (8/8)

**NFL TOTALS:** 26 games, 23 starts

**POSTSEASON TOTALS:** 0 games, 0 starts

**TRANSACTIONS:** Originally signed by Minnesota as an undrafted rookie on 5/4/12 ... Waived on 8/31/12 ... Signed by Jacksonville to practice squad on 9/17/12 ... Signed to 53-man roster on 12/14/12.

**PRO:** Third-year lineman has ability to play G and OT ... Has played in 26 games with 23 starts (3 at LG, 20 at RT) ... Missed eight games in 2014 due to injuries (hand, hamstring) ... Was selected fourth overall by the Edmonton Eskimos in 2012 CFL Draft but opted to sign with Minnesota as a rookie free agent ... Started three games at LG as a rookie in 2012 after spending majority of the season on Jaguars' practice squad ... Made career-high 12 starts for the Jaguars in 2013 ... Four-year starter at Virginia ...

**2014:** Started eight games at RT ... Injured his hand in the second preseason game and missed the first four regular season games ... Concluded the season on injured reserve with a ruptured hamstring ... **10/5 vs. PIT:** Made his 2014 debut with start at RT ... **10/19 vs. CLE:** Helped club rush for a season-high 185 yards. **10/26 vs. MIA:** Part of OL that helped club for 176 yards, the first time since 2010 the club has eclipsed 150-plus rushing yards in back-to-back games ... **11/30 vs. NYG:** Started at RT and injured his hamstring in the second quarter and did not return. Was placed on injured reserve with a ruptured hamstring on Dec. 3 ...

**2013:** Played in a career-high 15 games with 12 starts at RT ... Was inactive on **9/29 vs. IND** ... **10/6 at STL:** Started at RT, his first start of the season and first career start at RT ... **10/27 vs. SF:** Started at RT and part of an offensive line that did not allow a sack for the first time in a span of 51 games ... **12/15 vs. BUF:** Started at RT and paved the way for a season-high 159 rushing yards ...

**2012:** Started three games at LG as a rookie ... Spent preseason with Minnesota before being waived on final cuts ... Spent 12 weeks on Jaguars practice squad before he was signed to 53-man roster on Dec. 14 ... Made first NFL start on **12/16 at MIA** and played every snap at LG ... Started and played every snap at LG on **12/23 vs. NE** and **12/30 at TEN** ...

**COLLEGE:** Four-year starter ... Started all 13 games as a senior and earned second-team Associated Press All-America honors and was first-team All-ACC selection ... Named the ACC Offensive Lineman of the Week following the Maryland game ... One of seven players to start all 12 games as a junior ... Appeared on 922 total plays ... Helped anchor an offensive line that allowed only two sacks over a 22-quarter period ... Part of an offensive line that boasted the ACC's fourth-ranked pass offense ... Selected by the UVA coaches as the team's offensive player of the week following the VMI and Boston College games ... Started all 12 games as a sophomore and saw time on 787 offensive plays ... Appeared in every game on special teams ... Broke into the starting lineup as a true freshman, starting the final eight games at LG ... Helped team lead the ACC in fewest sacks allowed (16) ... Did not turn 18 until the week of the regular season ... Became first true freshman to play on the UVA offensive line since Branden Albert in 2005.

**PERSONAL:** Born in Tillsonburg, Ontario ... Moved south as a senior to play at Fork Union Military Academy ... Named to the Junior Ontario Varsity Football




# VETERANS



League all-star team in his final season in Canada ... Also named the athlete of the year at his school ... Full name: Austin William Pasztor.

**[30]** **BERNARD PIERCE**

**RUNNING BACK**  
6-0 230 LBS.  
TEMPLE  
BORN MAY 10, 1991  
ARDMORE, PENNSYLVANIA  
ACQ: WAIVERS (BALTIMORE) 2015  
EXP: 4TH YEAR



**GAMES PLAYED/STARTED:** 2012 (16/0), 2013 (16/1), 2014 (13/2)

**NFL TOTALS:** 45 games, 3 starts

**POSTSEASON TOTALS:** 6 games, 0 starts

**TRANSACTIONS:** Originally drafted by Baltimore in the third round (84th overall) of the 2012 NFL Draft ... Waived on 3/18/15 ... Claimed off waivers by Jacksonville on 3/19/15.

**PRO:** Fourth-year RB has rushed for 1,334 yards and five TDs on 353 career carries (3.8 rush avg.) ... Has also caught 29 passes for 164 yards (5.7 rec. avg.) ... Spent last three seasons with Baltimore after being a third-round selection (84th overall) in 2012 ...

**2014:** Saw action in 13 games with two starts ... Season totals include 93 rushes for 366 yards (3.9 rush avg.) and two TDs and caught two passes for 13 yards (6.5 rec. avg.) ... Started and led the Ravens with 22 carries for 96 yards (4.4 rush avg.) and caught one pass for seven yards on **9/11 vs. PIT** ... Carried the ball 15 times for 32 yards, including his first TD of the season (four-yard rush) on **10/12 at T.B.** ... Rushed eight times for 21 yards, including a one-yard TD on **10/19 vs. ATL** ... Posted three carries for 50 yards (16.7 rush avg.), including a long of 27 yards on **12/7 at MIA** ... Saw action in both postseason contests, rushing two times for seven yards, including a five-yard TD run on **1/3/15 at PIT** in the Wild Card Playoff round ...

**2013:** Played in all 16 games for the second time in his career and made his first career start on **9/22 vs. HOU** ... Season totals include a career-high 152 rushes for 436 yards and two TDs ... Also established career-highs in receptions (20) and receiving yards (104) ... Let the team with 19 carries for 57 yards and one TD on **9/15 vs. CLE** ... Started in-place of an injured Ray Rice and led the team with 24 carries for 65 yards and one TD on **9/22 vs. HOU**. Also caught two passes for seven yards ... Rushed 11 times for 46 yards on **10/6 at MIA** ... Caught three passes for 27 yards and rushed 10 times for 31 yards on **12/22 vs. N.E.** ...

**2012:** Saw action in all 16 games as a rookie ... Posted a career-high 532 rushing yards and added one TD on 108 carries (career-high 4.9 rush avg.) ... Saw action in all four postseason games en route to winning Super Bowl XLVII ... Made his NFL debut on **9/10 vs. CIN** and rushed four times for 19 yards (4.8 rush avg.) ... Rushed four times for 17 yards and made his first career reception on **9/23 vs. N.E.** ... Scored his first career TD (12-yard rush) and rushed seven times for 26 yards on **11/4 at CLE** ... Rushed for 53 yards on eight carries (6.6 rush avg.) on **12/9 at WASH** and caught two passes for 11 yards ... Set career-highs in rushes (14), rushing yards (123) and posted the longest run of his career (78-yard rush) on **12/23 vs. NYG** ... Finished second on the team with 39 carries for 202 yards (5.2 rush avg.) and caught one pass for eight yards in the postseason.

**COLLEGE:** Three-year letterman ... Saw action in 34 games with 27 starts, rushing 663 times for 3,570 yards and 53 TDs ... Also caught 19 passes for 178 yards and one TD ... Owns the school record for rushing TDs (53), total TDs (54) and points scored (324) ... Finished second in school history with 3,570 rushing yards ... Rushed for 1,000-plus yards twice and scored 10-plus TDs in each of his three seasons ... Selected as the ECAC Offensive Player of the Year and was a first-team All-MAC selection as a junior in 2011 ... Fourth-team All-America selection from Phil Steele ... As a junior, set career-highs with in carries (273), rushing yards (1,481) and TDs (27) ... Broke the school record with 27 TDs ... His 1,481 rushing yards were the most in the MAC ... Finished second nationally in scoring (13.5 points per game) and rushing TDs (27) and sixth in rushing yards per game (123.4) ... Set the school single-season record with 162 points scored ... Rushed for 100-plus yards on nine occasions and scored three-plus TDs on six times as a junior ... Four-time MAC Player of the Week selection ... As a sophomore, named a first-team All-MAC selection after rushing 154 times for 728 yards and a team-high 10 TDs ... As a freshman, named a College Football News honorable mention All-America selection ... Second-team Freshman All-American in 2009 after rushing for conference-record 1,361 yards on 236 carries ... Set the school and conference record for rushing yards by a freshman and rushed for 100-plus yards on six occasions ... Majored in communications.

**PERSONAL:** Attended Glen Mills (Penn.) High School where he rushed for 1,576 yards and 26 TDs as a senior ... Named a first-team Delaware County Times All-Delco Team selection ... Averaged 143.4 rushing yards per game as a senior ... Also ran on the school's track team and set the state record with a 10.6 in the 100-meter dash ... Twitter handle is @BPierce\_30.

## PIERCE'S REGULAR SEASON STATISTICS


YEAR	TM	GP/GS	RUSHING					RECEIVING				
			NO	YDS	AVG	LG	TD	NO	YDS	AVG	LG	TD
2012	BAL	16/0	108	532	4.9	78	1	7	47	6.7	11	0
2013	BAL	16/1	152	436	2.9	28	2	20	104	5.2	15	0
2014	BAL	13/2	93	366	3.9	28	2	2	13	6.5	7	0
<b>NFL totals: 3yrs: 45/3</b>			<b>353</b>	<b>1,334</b>	<b>3.8</b>	<b>78</b>	<b>5</b>	<b>29</b>	<b>164</b>	<b>5.7</b>	<b>15</b>	<b>0</b>

## PIERCE'S POSTSEASON STATISTICS

YEAR	TM	GP/GS	RUSHING					RECEIVING					
			NO	YDS	AVG	LG	TD	NO	YDS	AVG	LG	TD	
2012	BAL	4/0	39	202	5.2	43	0	1	8	8.0	8	0	
2014	BAL	2/0	2	7	3.5	5t	1	0	0	0.0	0	0	
<b>NFL totals:</b>			<b>6/0</b>	<b>41</b>	<b>209</b>	<b>5.1</b>	<b>43</b>	<b>1</b>	<b>1</b>	<b>8</b>	<b>8.0</b>	<b>8</b>	<b>0</b>

**[51]** **PAUL POSLUSZNY**

**LINEBACKER**  
6-2 242 LBS.  
PENN STATE  
BORN OCTOBER 10, 1984  
ALIQUIPPA, PENNSYLVANIA  
ACQ: UNRESTRICTED FREE AGENT (BUFFALO) 2011  
EXP: 9TH YEAR



**GAMES PLAYED/STARTED:** 2007 (3/3), 2008 (16/16), 2009 (12/12), 2010 (14/14), 2011 (16/16), 2012 (16/16), 2013 (15/15), 2014 (7/7)

**NFL TOTALS:** 99 games, 99 starts

**JAGUARS TOTALS:** 54 games, 54 starts

**POSTSEASON TOTALS:** 0 games, 0 starts

**TRANSACTIONS:** Originally drafted by Buffalo in the second round (34th overall) of the 2007 draft ... Signed by Jacksonville as an unrestricted free agent on 7/29/11.

**PRO:** Ninth-year LB has started 99 career games and enters fourth season with the Jaguars ... Career totals include 1,063 tackles (749 solo), 11 INTs, 12.0 sacks, eight forced fumbles, three fumble recoveries and 30 passes defended ... Voted to Pro Bowl in 2013 ... Former second-round pick of the Buffalo Bills in 2007 joined the Jaguars as an unrestricted free agent in 2011 ... Has 100-plus tackles in six of the last seven seasons including a career-high and single-season franchise record 231 stops in 2012 ... Owns two of the four highest tackle totals in Jaguars history as he compiled 192 tackles in 2011, the fourth-most for a season ... Posted double-digit tackles in 40 of 54 games with the Jaguars including 15 of 16 games in 2012 ... Led Bills in tackles his final two seasons including a then career-high 140 in 2010 ... Had then career-best three INTs in 2009 ... Missed 13 games as a rookie with forearm injury and missed the final nine games in 2014 with a torn pectoral muscle ... Was first Bills rookie to start the season-opener since 1987 ... Was first player ever to record 100-plus tackles three times in a college career ... Two-time winner of Bednarik Award for best defensive player in the nation ...

**2014:** Started the first seven games at MLB before suffering a season-ending torn pectoral muscle on Oct. 19 vs. Cleveland ... Ranked fifth on the club with 69 tackles (47 solo), two sacks, one pass defended, two tackles for loss, three QB hits and one fumble recovery ... **9/7 at PHI:** Started at MLB in season-opener and paced team with 12 tackles (11 solo). Left the game in the third quarter with a knee injury but returned to the game ... **9/14 at WAS:** Ranked second on the team with seven tackles (four solo) ... **9/21 at IND:** Led team with 11 tackles (seven solo) ... **9/28 at SD:** Registered a game-high 11 tackles (9 solo) ... **10/5 vs. PIT:** Totaled a team-high 12 tackles (nine solo) along with one sack, one tackle for loss, one QB hit and a pass defended ... **10/19 vs. CLE:** Registered a game-high 12 tackles (five solo) along with one sack, one tackle for loss, one QB hit and one fumble recovery. Suffered a torn pectoral muscle in the second half. Was placed on injured reserve on Oct. 21 ...

**2013:** Replaced injured NaVarro Bowman on the Pro Bowl roster ... Started 15 games at LB and led the Jaguars for the third consecutive season with 161 tackles (121 solo) and tied for team lead with two INTs ... The 161 tackles ranked second in the NFL ... Added a career-high three sacks and 10 passes defended along with six tackles for loss, two forced fumbles, one fumble recovery and seven QB pressures ... Played on 1,038 snaps, the second-most on





# VETERANS



the team ... **9/15 at OAK:** Posted nine tackles, one sack, one QB hit and one pass defended. Sacked Terrelle Pryor in the fourth quarter ... **9/22 at SEA:** Registered a game-high 12 tackles (five solo) along with an INT, one tackle for loss and one pass defended. Intercepted Russell Wilson in the third quarter to set up a Jaguars TD ... **10/13 at DEN:** Intercepted Peyton Manning with 36 seconds remaining in the first half and returned it 59 yards for his first career TD. Marked the fourth-longest return in team history and longest by a LB. Totaled a season-high 14 tackles (13 solo) on **10/20 vs. SD** and a team-high 12 tackles (10 solo) on **10/27 vs. SF** ... **11/10 at TEN:** Forced a fumble of RB Chris Johnson on the first play from scrimmage and recovered it to set up a Jaguars TD ... **11/17 vs. ARI:** Inactive (concussion). Marked first missed game as a Jaguar ... **11/24 at HOU:** Returned to the lineup and posted a game-high 14 tackles (11 solo) along with two tackles for loss, one QB hit and one pass defended ... **12/1 at CLE:** Paced team with 11 tackles (7 solo), two tackles for loss, a half sack, one QB hit and one pass defended. Split a sack with Jason Babin in the third quarter ... **12/5 vs. HOU:** Posted double-digit tackles for the third straight game, finishing with a team-high 13 stops (10 solo) along with one tackle for loss and one QB hit ... **12/15 vs. BUF:** Led team with 13 tackles (nine solo) including a sack of E.J. Manuel in the first quarter. Set single-season career-high for sacks (2.5) ... **12/22 vs. TEN:** Tallied a game-high 13 tackles (10 solo), his fifth straight game with double-digit tackles. Split a sack of Ryan Fitzpatrick with DT Abry Jones in the first quarter ...

**2012:** Started all 16 games for the second consecutive season and third time overall ... Led team with a single-season franchise record 231 tackles, surpassing the previous mark of 230 set by Hardy Nickerson in 2001 ... Matched his career-high two sacks and three INTs ... Added two forced fumbles and four passes defended ... Had double-digit tackles in 15 of 16 games ... **9/9 at MIN:** Registered 16 tackles (10 solo) with one tackle for loss ... **9/16 vs. HOU:** Logged 17 tackles (10 solo) with one tackle for loss ... **9/23 at IND:** Intercepted an Andrew Luck pass in the third quarter and returned it 13 yards before a lateral to Dawan Landry added nine yards ... Led team with 17 tackles (12 solo) on **11/4 vs. DET** and 15 tackles on **11/8 vs. IND** ... **11/18 at HOU:** Forced an Arian Foster fumble in the third quarter. Intercepted Matt Schaub in the fourth quarter. Finished with a team-high 18 tackles ... **11/25 vs. TEN:** Caused a Chris Johnson fumble in the fourth quarter ... **12/2 at BUF:** Intercepted Ryan Fitzpatrick in the second quarter. Made a team-high 13 tackles (five solo) with two QB pressures ... **12/9 vs. NYJ:** Totaled a team-high 17 tackles (10 solo) ... **12/16 at MIA:** Registered a team-high 21 tackles (15 solo), tied for the fifth-most in franchise history ... **12/23 vs. NE:** Had 11 tackles (eight solo) with two QB pressures. Missed snaps with cramping in the third and fourth quarter ... **12/30 at TEN:** Totaled 13 tackles (nine solo) with a career-high two sacks, two tackles for loss and one pass defended ...

**2011:** Started all 16 games at MLB in his first season with the Jaguars ... Led club with 192 tackles (132 solo) and ranked second with nine tackles for loss ... The 192 tackles ranked as second-most in franchise history and marked his fourth straight season with 100-plus tackles ... Tied for the team-lead with two INTs ... Added seven QB pressures, one forced fumble, two passes defended and two sacks ... Played major role on defense that ranked sixth in the NFL (313.0-yard average), the highest ranking for the club since 2006 (2nd) ... Recorded double-digit tackles in 11 of 16 games ... **9/11 vs. TEN:** Did not miss a snap and had four tackles and one pass defended in his Jaguars debut ... **9/18 at NYJ:** Led team with 14 tackles ... **10/2 vs. NO:** Posted a team-high 16 tackles (13 solo) along with one sack, one tackle for loss and one pass defended ... **10/9 vs. CIN:** Tallied a team-high 15 tackles while not missing a snap ... **10/16 at PIT:** Returned to home state and registered a career-high 19 tackles and one tackle for loss ... **10/30 at HOU:** Paced team with 15 tackles (eight solo), one tackle for loss and one QB pressure ... **11/13 at IND:** Intercepted QB Curtis Painter in the fourth quarter and split a sack with John Chick of Painter in the second quarter. Totaled 11 tackles (eight solo) and one tackle for loss ... **11/20 at CLE:** Split a sack with Matt Roth in the third quarter. Led team with 13 tackles (six solo) ... **11/27 vs. HOU:** Forced a fumble by RB Arian Foster in the first quarter that was scooped up by Ashton Youboty and returned 38 yards for a TD ... **12/11 vs. TB:** Intercepted Josh Freeman in the third quarter. Paced team with 12 tackles ... **1/1 vs. IND:** Compiled six tackles before leaving game with a shoulder injury ...

**2010:** Started 13 games at MLB ... Led team with career-high 140 tackles (95 solo) along with a career-high two sacks, five QB pressures and three passes defended ... Had eight double-digit tackle games ... Opened season with eight tackles, one tackle for loss and second career sack on **9/12 vs. MIA** ... Was inactive on **9/19 at GB** and **9/26 at NE** ... Returned to the lineup on **10/3 vs. NYJ** and collected 12 tackles ... Led team with 13 tackles on **10/10 vs. JAX** ... Registered a career-high 18 tackles along with one QB hit and one pass defended on **10/31 at KC** ... Paced team with 15 tackles including two tackles for loss and a sack on **12/5 at MIN** ... DNP on **1/2 at NYJ** ...

**2009:** Started 12 games at MLB ... Voted team captain ... Totaled 115 tackles (92 solo), one sack, three INTs, four passes defended and three forced fumbles ... Tied for second among NFL LBs with three INTs and was first Bills LB with three INTs in a season since 2006 ... Had six tackles in the first half on **9/14 at NE** before leaving game in second quarter with an arm injury ... Inactive for next four games ... Returned to starting lineup on **10/18 at NYJ** and recorded nine tackles, one tackle for loss, one QB hit and an INT.

Intercepted Mark Sanchez in overtime which led to the game-winning FG ... Forced a fumble and accumulated nine tackles on **11/1 vs. HOU** ... Recorded first career sack which included a forced fumble on **12/3 vs. NYJ** ... Recorded an INT on **12/3 at KC** ... Tied for a team-high with nine tackles on **12/20 vs. NE** and had an INT in the 1st quarter. Became first Bills LB to post INTs in consecutive games since Bryce Paup in 1995 ...

**2008:** Started all 16 games ... Led team with 129 tackles (90 solo) ... Added four QB pressures, one INT, seven passes defended, one forced fumble and one fumble recovery ... Opened season on **9/7 vs. SEA** and had seven tackles ... Recovered first career fumble on **9/14 vs. OAK** ... Led the team in tackles with 12 on **9/28 at STL** ... Got first career forced fumble on **10/26 at MIA** ... Established a career-high with 13 tackles on **11/2 vs. NYJ** and registered first career INT on **12/14 at NYJ** ...

**2007:** Started three games as a rookie before suffering a season-ending forearm injury in week three ... Became first Bills rookie MLB to start the season-opener since Shane Conlan in 1987 ... Started first career game on **9/9 vs. DEN** and tied for team lead with 11 tackles ... Led team in tackles with 12 on **9/16 at PIT** ... Totaled three tackles on **9/23 at NE** before leaving game with an arm injury.

**COLLEGE:** Finished career with a school-record 372 tackles ... Started 37 of 44 games ... First player ever to record 100-plus tackles three times in a college career ... Two-time winner of the Bednarik Award for best defensive player in the nation, joining Pat Fitzgerald of Northwestern as the only players to win the award twice ... Won Dick Butkus Award for nation's top LB as a junior ... Served as first junior co-captain at Penn State since 1968 ... Called "best linebacker to ever play at Penn State" by Hall of Fame LB and PSU alum Jack Ham ... Suffered knee injury in Orange Bowl as a junior but returned to lead team with 116 tackles as a senior ... Selected as first-team All-America by the Associated Press, Walter Camp, and the NFL Draft Report ... ESPN Academic All-America for Division I football ... Led team with 116 tackles as a junior and helped lead Penn State to Big Ten Conference and Orange Bowl titles as a junior ... Became only seventh player in school history to earn first-team All-America and Academic All-America honors in the same season ... Became first Big Ten student-athlete selected Football Player of the Week for three consecutive weeks ... Academic All-America selection after earning a 3.66 GPA ... Totaled 104 tackles in 2004 and became first sophomore since 1992 to lead team in tackles ... Also tied for team lead with three sacks ... Changed number to 31 during season to honor former Penn State LB Shane Conlan ... Earned Academic All-District and Academic All-Big Ten honors ... Named to the Sporting News Big Ten Conference All-Freshman team ... Named to Dean's List five out of first six semesters ... Graduated in three and a half years with a degree in finance.

**PERSONAL:** Married (Elizabeth Johnson)... Attended Hopewell High (Pa.) where he lettered in football, basketball and baseball ... Led team to WPIAL and Pennsylvania Class AAA championships as a senior ... Served as team captain ... Totaled 88 tackles and six sacks at LB and set school records with 1,575 rushing yards and 15 TDs as RB ... Named Pittsburgh Post-Gazette, Pittsburgh Tribune-Review and Pittsburgh Athletic Association Player of the Year as senior ... Graduated 17th in his class of 220 with a 3.8 GPA ... Went on a 10-day trip to Iraq to visit military troops in January 2008 ... Brother, Stan, played baseball at West Virginia ... Younger brother, David, played football at Notre Dame ... Interned at UBS Financial Services in Pittsburgh during 2010 offseason ... Full name: Paul Michael Posluszny, pronounced puz-LUZ-nee.

## POSLUSZNY'S REGULAR SEASON STATISTICS

TACKLES										
YEAR	TEAM	GP/GS	TKL	SOLO	ASST	ST	SACKS	FF	FR	PD
2007	BUF	3/3	26	20	6	1	0.0	0	0	0
2008	BUF	16/16	129	90	39	0	0.0	1	1	7
2009	BUF	12/12	115	92	23	0	1.0	3	0	4
2010	BUF	14/14	140	95	45	0	2.0	0	0	3
2011	JAX	16/16	*192	*132	*60	0	2.0	1	0	2
2012	JAX	16/16	*231	*152	79	0	2.0	2	0	4
2013	JAX	15/15	*161	121	40	0	3.0	1	1	9
2014	JAX	7/7	69	47	22	0	2.0	0	1	1
<b>NFL totals: 8 yrs.</b>		99/99	1,063	749	314	1	12.0	8	3	30

INTERCEPTIONS							
TEAM	YEAR	GP/GS	NO	YDS	AVG	LG	TD
2007	BUF	3/3	0	0	0.0	0	0
2008	BUF	16/16	1	9	9.0	9	0
2009	BUF	12/12	3	20	6.7	17	0
2010	BUF	14/14	0	0	0.0	0	0
2011	JAX	16/16	2	2	1.0	2	0
2012	JAX	16/16	3	20	6.7	13	0
2013	JAX	15/15	2	69	34.5	59t	1
2014	JAX	7/7	0	0	0.0	0	0
<b>NFL totals: 8 yrs</b>		99/99	11	120	10.9	59t	1




# VETERANS



[52]

## LAROY REYNOLDS

LINEBACKER  
 6-1 243 LBS.  
 VIRGINIA  
 BORN NOVEMBER 3, 1990  
 NORFOLK, VIRGINIA  
 ACQ: ROOKIE FREE AGENT 2013  
 EXP: 3RD YEAR



**GAMES PLAYED/STARTED:** 2013 (12/0), 2014 (16/3)  
**NFL TOTALS:** 28 games, 3 starts  
**POSTSEASON TOTALS:** 0 games, 0 starts  
**TRANSACTIONS:** Originally signed by Jacksonville as an undrafted rookie on 4/27/13.

**PRO:** Third-year LB has played in 28 games with three starts since earning a roster spot as a rookie free agent in 2013 ... Career totals include 22 tackles, one tackle for loss and one pass defended at LB ... Has 16 career special teams tackles including a team-high 10 in 2014 ... Four-year letterman at Virginia ...

**2014:** Played in all 16 games for the first time in his career and started first three games ... Led team with a career-high 10 special teams tackles ... Added 13 tackles (nine solo), one tackle for loss and one QB hit on defense ... **9/7 at PHI:** Made first career start at OLB and ranked second on the club with six tackles (four solo) with one stop for loss ... **9/14 at WAS:** Started at LB and totaled two solo tackles and led the team with a career-high three special teams tackles ... **9/21 at IND:** Started at LB and had two tackles (one solo) ... **10/12 at TEN:** Led team with two special teams tackles and recovered a Josh Scobee onside kick in the fourth quarter ... **10/19 vs. CLE:** Saw action on special teams and recovered a Jordan Poyer fumble on a muffed catch attempt in the fourth quarter ... **11/2 at CIN:** Saw extensive action at LB after first-half injury to Jeremiah George. Made three tackles (two solo) and added one special teams tackle ...

**2013:** Played in 12 games as a rookie after making 53-man roster as an undrafted free agent ... Ranked third on the team with six special teams tackles ... Saw action at LB and totaled nine tackles (seven solo) and one pass defended ... Made NFL debut on **9/8 vs. KC** and saw action on special teams ... Saw action on special teams and had one tackle on **9/15 at OAK** and **9/22 at SEA** ... Led team with a season-high two special teams tackles on **9/29 vs. IND** ... Was suspended four games by the NFL on Nov. 12 for violating the league's policy on performance enhancing substances ... Returned to action on **12/15 vs. BUF** after missing four games and saw action on special teams ... Saw extensive action at LB on **12/22 vs. TEN** and totaled three solo tackles ... Concluded season with a career-high six tackles and one pass defended on **12/29 at IND** ...

**COLLEGE:** Four-year letterman ... Appeared in 45 games, making 34 starts and 250 tackles in four seasons ... Started 10 games as a senior and ranked second on the team with 90 tackles, including 9.5 for a loss ... One of four team captains ... Recorded a career-high 15 tackles vs. Virginia Tech ... Earned honorable-mention All-ACC honors ... As a junior, one of 13 players to start all 13 games and made 88 tackles ... Tallied a season-high 12 tackles, including 1.5 for a loss vs. Southern Mississippi ... Moved from DB to LB as a sophomore and started 11 of 12 games ... Led the team with 66 tackles ... As a freshman, appeared in 10 games on special teams.

**PERSONAL:** Attended Maury (Va.) High School ... Saw action at WR, RB, QB, DB and LB ... First-team all-district LB and second-team all-district WR as a senior ... Finished his senior year with 99 tackles ... Also lettered in basketball ... Has two sisters, Alex and Kita.

### REYNOLDS' REGULAR SEASON STATISTICS


	GP/GS	TKL	SOLO	ASST	SACKS	FF	FR	PD	INT
2013 JAX	12/0	9	7	2	0.0	0	0	1	0
2014 JAX	15/3	13	9	4	0.0	0	0	0	0
<b>NFL tTotals: 2 yrs. 27/3</b>	<b>27/3</b>	<b>22</b>	<b>16</b>	<b>6</b>	<b>0.0</b>	<b>0</b>	<b>0</b>	<b>1</b>	<b>0</b>

**Additional statistics:** Special teams tackles: 6 in 2013; 10 in 2014; Recovered a fumble on special teams on Oct. 19, 2014 vs. Cleveland

[40]

## RASHAAD REYNOLDS

CORNERBACK  
 5-11 187 LBS.  
 OREGON STATE  
 BORN FEBRUARY 2, 1991  
 PACOIMA, CALIFORNIA  
 ACQ: ROOKIE FREE AGENT 2014  
 EXP: 2ND YEAR



**GAMES PLAYED/STARTED:** 2014 (IR)  
**NFL TOTALS:** 0 games, 0 starts  
**JAGUARS TOTALS:** 0 games, 0 starts  
**POSTSEASON TOTALS:** 0 games, 0 starts  
**TRANSACTIONS:** Originally signed by Jacksonville as an undrafted rookie on 5/12/14.

**PRO:** Second-year CB is expected to provide depth at nickel ... Joined Jaguars as an undrafted rookie in 2014 ...

**2014:** Placed on injured reserve on Aug. 29 after suffering a hand injury during the preseason.


**COLLEGE:** Four-year letterman ... Team captain ... Participated in the NFL Combine ... As a senior, tied for first in the Pac-12 with six INTs, which ranked seventh in the nation ... Named to Pac-12 Conference second-team ... Set school record with two fumbles recovered for TDs in the Sheraton Hawaii Bowl against Boise State ... Named Pac-12 Defensive Player of the Week after forcing two fumbles and registering two INTs against Washington State ... As a junior in 2012, finished second in the Pac-12 with 16 passes defended ... Tied the school record with five passes defended (all in the first half) against Oregon State ... Finished the season with three INTs ... All-Pac-12 Conference honorable mention ... As a sophomore in 2011, started all 12 games and took over following a shoulder injury to CB Brandon Hardin ... Recorded 10-plus tackles in three different games ... As a redshirt freshman in 2010, played in all 12 games ... Made 12 special teams tackles ... Redshirted during the 2009 season ... Graduated in December 2013 with a degree in human development and family sciences.

**PERSONAL:** Attended San Fernando (Pacoima, Calif.) High School where he excelled at QB and CB ... Earned All-Valley Mission league honors three times and was twice named the league's MVP ... All-State selection as a sophomore ... First-team all-league as a junior and senior ... Three-time team captain ... Also earned a letter in wrestling, winning the city championship three times ... Born in Los Angeles ... Son of Charles Reynolds and Mora Pyburn ... Has five siblings.

[15]

## ALLEN ROBINSON

WIDE RECEIVER  
 6-3 210 LBS.  
 PENN STATE  
 BORN AUGUST 24, 1993  
 SOUTHFIELD, MICHIGAN  
 ACQ: 2ND ROUND OF 2014 DRAFT (61ST)  
 EXP: 2ND YEAR



**GAMES PLAYED/STARTED:** 2014 (10/7)  
**NFL TOTALS:** 10 games, 7 starts  
**POSTSEASON TOTALS:** 0 games, 0 starts  
**TRANSACTIONS:** Originally drafted by Jacksonville in the second round (61st overall) of the 2014 draft.

**PRO:** Second-year WR played in 10 games with seven starts as a rookie ... Was a second-round draft pick of the Jaguars ... Ranked third on the team with 48 catches for 548 yards and two TDs despite missing final six games with a foot injury ... Joined Allen Hurns (51-677) as the first rookie duo in NFL history to register 48 or more receptions in a season ... Declared for the NFL Draft following his junior season ... Became only second Penn State player to be drafted by the Jaguars in franchise history ... Was second of two WRs drafted by the Jaguars in the second round (Marqise Lee) ...

**2014:** Played in 10 games with seven starts ... Missed the final six games with a foot injury ... Finished with 48 receptions for 548 yards and two TDs, tied for the fourth-most receptions by a Jaguars rookie ... Was ranked tied for first among rookies in receptions at time of his injury and fourth in receiving yards ... **9/7 at PHI:** Made NFL debut and had one reception ... **9/14 at WAS:** Led the team with 75 yards on four receptions including a career-long 54-yard grab in the fourth quarter ... **9/21 at IND:** Made first career start and led the team with a career-high seven receptions for 79 yards (11.3 avg.) including a 21-





# VETERANS



yard reception ... **10/5 vs. PIT:** Started at WR and produced a team-high five catches for 51 yards (10.2 avg.) with a long of 17 ... **10/12 at TEN:** Had 68 yards on a career-high eight receptions, his fourth straight game with at least five catches ... **10/19 vs. CLE:** Started at WR and led the team with 60 yards on four receptions including a 31-yard touchdown catch in the second quarter for his first career score. Snapped a streak of four straight games with five or more receptions ... **10/26 vs. MIA:** Started at WR and scored a touchdown in his second consecutive game, hooking up with Blake Bortles for a 48-yard score in the fourth quarter. Led team with five catches for career-high 82 yards ... **11/2 at CIN:** Was targeted eight times and finished with four catches for 35 yards ... **11/9 vs. DAL:** Started at WR and was targeted a team-high 10 times, finishing with five catches for 60 yards (12.0 avg.) with a long of 31 yards ... Was placed on injured reserve on Nov. 17 with a foot injury. Had surgery on Nov. 22.

**COLLEGE:** Played in 35 games with 24 starts at Penn State... Finished career with 177 receptions for 2,474 yards (14.0 avg.) with 17 TDs ... Ranked second in school history for career receptions, topped by only Deon Butler (179, 2005-08), third in receiving yards and fourth in TDs ... Two-time Big Ten Conference Receiver of the Year and earned first-team All-Big Ten honors in back-to-back seasons ... Was just the third WR in school history to earn first-team All-American honors ... Led Big Ten in receptions and receiving yards in each of his last two seasons ... Became first player in school history to register a pair of 60-plus reception seasons ... Only player in school history with multiple 10-catch, 100-yard receiving games, accomplishing the feat four times in his career ... Joined Bobby Engram as the players in school history with multiple 1,000-yard receiving seasons ... Played in 12 games as a junior and totaled a school-record 97 receptions for 1,432 yards and six TDs ... First-team All-Big Ten selection ... Earned seven All-American honors including CBSSports.com first-team All-America ... Had eight 100-yard receiving games and became the third WR in school history with three consecutive 100-yard receiving games ... Had 71 catches for 984 yards in eight conference games ... Four of his six TDs were from 65, 51, 46 and 45 yards ... Became first player since at least 1985 to lead the Big Ten in receptions and receiving yards for consecutive seasons ... Ranked third in the nation in receiving yards per game (119.3) and ninth in receptions per game (8.1 avg.) ... Posted 13 catches of 35-plus yards ... tarted all 12 games as a sophomore at flanker and earned first-team All-Big Ten honors by the coaches, media, BTN.com and ESPN.com ... Candidate for Biletnikoff Award ... Set school single-season record with 77 catches for 1,013 yards (13.2 avg.) and a career-best 11 TDs ... Marked only the third 1,000-yard receiving season in Penn State history ... Led conference in catches, receptions per game (6.4), receiving yards and receiving TDs ... Had a season-high 10 catches at Virginia ... Delivered one of top receiving efforts in school history with a career-high 197 yards on 10 receptions for three TDs against Indiana ... Appeared in 11 games as a freshman and made one start ... Was one of only four true freshman to see action ... Finished with three receptions for 29 yards ... Was enrolled in the College of Communications.

**PERSONAL:** Single ... Attended Orchard Lake St. Mary's Preparatory School in Michigan ... Led team to Michigan Division III state championship game as a senior ... Had 44 receptions for 720 yards and 10 TDs as a senior ... Returned two punts for TDs and intercepted two passes ... Captain of the basketball team. Led all WRs at combine with 42-inch vertical jump ... Son of Tracie and Allen Robinson ... Born in Detroit ... Full name: Allen Bernard Robinson II.

## ROBINSON'S 2014 GAME-BY-GAME STATISTICS

DATE	GAME	RECS	YDS	AVG.	LG	TD
09/07	at Philadelphia	1	0	0.0	0	0
09/14	at Washington	4	75	18.8	54	0
09/21	vs. Indianapolis	7	79	11.3	21	0
09/28	at San Diego	5	38	7.6	14	0
10/5	vs. Pittsburgh	5	51	10.2	17	0
10/12	at Tennessee	8	68	8.5	15	0
10/19	vs. Cleveland	4	60	15.0	31t	1
10/26	vs. Miami	5	82	16.4	48t	1
11/02	at Cincinnati	4	35	8.8	13	0
11/09	vs. Dallas	5	60	12.0	31	0
	BYE WEEK					
11/23	at Indianapolis					INJURED RESERVE
11/30	vs. N.Y. Giants					INJURED RESERVE
12/07	vs. Houston					INJURED RESERVE
12/14	at Baltimore					INJURED RESERVE
12/18	vs. Tennessee					INJURED RESERVE
12/28	at Houston					INJURED RESERVE
<b>2014 totals:</b>		<b>48</b>	<b>548</b>	<b>11.4</b>	<b>54</b>	<b>2</b>

## 16 DENARD ROBINSON



**RUNNING BACK**  
6-0 197 LBS.  
MICHIGAN  
BORN SEPTEMBER 22, 1990  
DEERFIELD BEACH, FLORIDA  
ACQ: 5TH ROUND OF 2013 DRAFT (135TH)  
EXP: 3RD YEAR

**GAMES PLAYED/STARTED:** 2013 (16/0), 2014 (13/9)

**NFL TOTALS:** 29 games, 9 starts

**POSTSEASON TOTALS:** 0 games, 0 starts

**TRANSACTIONS:** Originally drafted by Jacksonville in the fifth round (135th overall) of the 2013 draft.

**PRO:** 2013 fifth-round pick has played 29 games to begin his career with nine starts, seeing action at QB, WR, RB and on special teams ... Has 155 rushes for 648 yards, 23 receptions for 124 yards and four kickoff returns for 88 yards ... Added one special teams tackle ... Has two 100-yard rushing games ... Made transition from collegiate quarterback to WR/RB/QB in the NFL ... Moved into starting lineup at RB in 2014 and had led team in rushing with 582 yards ...

**2014:** Played in 13 games with nine starts ... Missed the final three games with a foot injury ... Posted team-high 582 yards and four TDs on 135 carries and added 23 receptions for 124 yards ... Added one special teams tackle ... Had first two career 100-yard rushing games ... **9/7 at PHI:** Saw action at RB in season-opener and on special teams, finishing with eight yards on three rushes and a three-yard reception ... **9/28 at SD:** Totaled a then career-high nine rushes for 25 yards and added three receptions for seven yards ... **10/12 at TEN:** Made first career start at RB and had five rushes for 22 yards (4.4 avg.) and three receptions for 14 yards (4.7 avg.) including a career-long 12 yard catch ... **10/19 vs. CLE:** Started at RB and produced career-best totals with 22 rushes for 127 yards (5.8 avg.) and one TD. Scored his first career TD on an eight-yard run in the fourth quarter. Had runs of 20, 14, 13 and 11 yards ... **10/26 vs. MIA:** Recorded second consecutive 100-yard rushing game, rushing for 108 yards on 18 carries (6.0 avg.) including a career-long 41-yard run in the first quarter. Had a 10-yard reception and one special teams tackle. Became first Jaguars player since Maurice Jones-Drew in 2011 to record back-to-back 100-yard rushing games ... **11/2 at CIN:** Had third straight game with 90-plus rushing yards, finishing with 94 yards on 17 carries with a TD and added two receptions or 10 yards ... **11/9 vs. DAL:** Scored a career-high two rushing TDs and finished with 60 yards on 15 carries. Added two receptions for 10 yards. Scored the club's first TD on a 32-yard run in the first quarter ... **11/23 at IND:** Started at RB and produced 25 yards on 14 carries and a season-high four receptions for 47 yards ... **11/30 vs. NYG:** Started at RB and produced 44 yards on 11 carries with a long of 17 yards and added three catches for 10 yards ... **12/7 vs. HOU:** Started at RB and rushed 10 times for 30 yards and was incomplete on his first passing attempt of the season ... **12/14 at BAL:** Inactive (foot) ... Was placed on injured reserve on Dec. 16 ...

**2013:** One of only two rookies (Demetrius McCray) to play in all 16 games ... Had 20 rushes for 66 yards with a long of 24 yards ... Added four kickoff returns for 88 yards (22.0 avg.) and one special teams tackle ... **9/8 vs. KC:** Made NFL debut, seeing action at RB and QB. Had two carries for one yard ... **9/22 at SEA:** Saw action on offense and special teams. Fumbled on exchange with Ace Sanders in Wildcat formation in the third quarter and it was recovered by Seattle. Had one carry for minus-2 yards. Saw action as kick returner and returned two kicks for 54 yards with a long of 27 ... **10/20 vs. SD:** Had one carry for nine yards and also saw action on special teams ... **10/27 vs. SF:** Had a season-high four carries for 15 yards with a long of seven yards ... **11/10 at TEN:** Rushed four times for three yards ... **11/24 at HOU:** Saw action on offense and on special teams. Attempted his first NFL pass which was incomplete to Cecil Shorts ... **12/15 vs. BUF:** Produced a season-high 28 yards on two carries. Had a 24-yard run in the third quarter but fumbled at the one-yard line and the play resulted in a touchback ... **12/22 vs. TEN:** Had an 11-yard run in the fourth quarter.

**COLLEGE:** Four-year letterman ... Appeared in 49 games, making 37 starts – 35 at QB and two at RB ... Holds the NCAA record for career rushing yards by a QB (4,495) ... Became the first player in NCAA history to pass for 2,500 yards and rush for 1,500 yards in a single season ... Set the NCAA-record for single-season rushing yards by a QB (1,702) ... Fourth player in NCAA history to gain 2,000 yards passing and 1,000 yards rushing in a season twice in his career (2010, 2011) – Brad Smith (Missouri), Joe Webb (UAB) and Colin Kaepernick (Nevada) ... Eighth player in NCAA history to rush for 40 TDs and pass for 40 TDs ... Named All-Big Ten honorable mention as a senior, completing 89 of 166 passes for 1,319 yards, nine TDs and eight INTs ... Rushed 177 times for 1,266 yards and seven TDs and caught three passes for 31 yards ... Started all 13 games at QB as a junior and led team to 11-2 record and Sugar Bowl win ... Named U-M's Bo Schembechler Team MVP ... Totalled 1,176 rushing yards for 16 TDs and threw for 20 passing TDs ... Semifinalist for Davey O'Brien National Quarterback Award ... Took over QB duties and started all 13 games as a soph-



# VETERANS



omore ... Set the single-season Division-I FBS record for rushing yards by a QB and became the only player in NCAA history to both pass and rush for 1,500 yards ... Broke the Big Ten Conference season record with 4,272 yards of total offense (2,570 yards passing and 1,702 yards rushing) ... Set the Michigan single-game record with 502 yards of total offense ... Named 2010 Chicago Tribune Silver Football as the Big Ten Conference MVP ... Selected by the Pro Football Writers Association of America as first-team All-America ... Earned his first varsity letter, playing in all 12 games as a freshman ... Saw action at QB in all 12 games and started one game at RB ... Season totals include 69 rushes for 351 yards and five TDs (ranked 2nd on the team) ... Completed 14 of 31 passes for 188 yards and two TDs ... Majored in general studies.

**PERSONAL:** Single ... Attended Deerfield Beach (Fla.) High School ... Completed 262 of 576 attempts for 4,784 yards and 44 TDs as a three-year starting QB and rushed 217 times for 1,132 yards and 13 TDs ... As a senior, completed 100 of 231 passes for 1,872 yards and 18 TDs and rushed 93 times for 538 yards and eight TDs ... Contributed 19 total TDs during his junior season ... Named Prep Star All-America and named to the publication's Top 250 ... Member of the 2008 FHSAA track state champion on the 4x100-meter relay team ... Nicknamed "Shoelace." ... Twitter handle is @DenardX.

## ROBINSON'S REGULAR SEASON STATISTICS

### RUSHING

YEAR	TEAM	GP/GS	NO	YDS	AVG	LG	TD
2013	JAX	16/0	20	66	3.3	24	0
2014	JAX	13/9	135	582	4.3	41	4
<b>NFL totals: 2 yrs.</b>		<b>29/9</b>	<b>155</b>	<b>648</b>	<b>4.2</b>	<b>41</b>	<b>4</b>

### RECEIVING

YEAR	TEAM	GP/GS	RECs	YDS	AVG	LG	TD
2013	JAX	16/0	0	0	0	0	0
2014	JAX	13/9	23	124	5.4	19	0
<b>NFL totals: 2 yrs.</b>		<b>29/9</b>	<b>23</b>	<b>124</b>	<b>5.4</b>	<b>19</b>	<b>0</b>


**Additional statistics:** Kickoff returns: 4-88, LG 27 in 2013

**Passing:** 0 for 1 in 2013, 0 for 1 in 2014

**Special teams tackles:** 1 in 2013

**[18]** **ACE SANDERS**

WIDE RECEIVER/PUNT RETURNER  
5-7 178 LBS.  
SOUTH CAROLINA  
BORN NOVEMBER 11, 1991  
BRADENTON, FLORIDA  
ACQ: 4TH ROUND OF 2013 DRAFT (101ST)  
EXP: 3RD YEAR



**GAMES PLAYED/STARTED:** 2013 (15/4), 2014 (12/0)

**NFL TOTALS:** 27 games, 4 starts

**POSTSEASON TOTALS:** 0 games, 0 starts

**TRANSACTIONS:** Originally drafted by Jacksonville in the fourth round (101st overall) of the 2013 draft.

**PRO:** 2013 fourth-round pick has played in 27 games with four starts over his first two seasons ... Sees action at WR and return specialist ... Career totals include 57 catches for 539 yards and one TD ... Returned 57 punts for 6.3-yard average with a long of 23 and three kickoffs for a 25.0-yard average ... Had the second-most receptions (51) by a rookie in team history in 2013 and the third-most yards (484) ...

**2014:** Played in 12 games and totaled six catches for 55 yards ... Returned 32 punts for a 7.1-yard average with a long of 23 yards ... Added one kickoff return for 16 yards ... Was suspended the first four games for violating the NFL Policy and Program for Substances of Abuse ... **10/5 vs. PIT:** Made 2014 debut and returned three punts for 4.7-yard average and added two catches for 12 yards ... **10/19 vs. CLE:** Had four punt returns for 10.3-yard average including a 19-yard return in the third quarter ... **10/26 vs. MIA:** Returned five punts for 28 yards (5.6 avg.) with long of 10 yards ... **11/9 vs. DAL:** Registered a 10-yard reception and returned four punts for a 11.3-yard average with a career-long 23-yard return. Fumbled a punt in the first quarter that was recovered by the Cowboys ... **12/7 vs. HOU:** Finished with a nine-yard reception and added two punt returns for a 7.5-yard average including a long of 15 yards ... **12/28 at HOU:** Had one reception for 24 yards and one punt return for 16 yards in season-finale ...

**2013:** Started four of 15 games as a rookie and ranked second on the club with 51 catches for 484 yards and one TD ... Returned 25 punts for a 5.6-yard aver-

age ... Had at least five catches in four games and eight in two different games ... **9/8 vs. KC:** Made NFL debut and saw extensive action at WR and as a return specialist. Had three catches for 14 yards with a long of 18 yards. Returned one kickoff for 23 yards ... **9/15 at OAK:** Made first career start and posted five receptions for 64 yards including a 30-yard reception in the fourth quarter, the longest catch of the game ... **9/29 vs. IND:** Started at WR and made four receptions for 59 yards with a long of 27 yards. Also had a 10-yard punt return ... **10/20 vs. SD:** Inactive (concussion) ... **10/27 vs. SF:** Returned to action and finished with an 11-yard reception and had a 16-yard punt return ... **11/17 vs. ARI:** Led the team with a career-high eight receptions for 61 yards with a long of 29 yards. Added six punt returns for a 8.0-yard average with four returns of 10-plus yards ... **11/24 at HOU:** Started at WR and produced four catches for 61 yards including a career-long 51-yard grab in the first quarter. ... **12/1 at CLE:** Matched his career-high with a team-best eight catches for 67 yards including a 25-yard grab in the fourth quarter. Added one carry for four yards ... **12/5 vs. HOU:** Threw a 21-yard TD pass to Jordan Todman in the third quarter after catching a backward pass from Chad Henne. Finished with three catches for 26 yards with a long of 11 yards. Had a career-long 17-yard punt return ... **12/15 vs. BUF:** Started at WR and posted two catches for 17 yards including a 12-yard TD reception in the second quarter, his first career TD. Added three punt returns for 10 yards ... **12/29 at IND:** Was targeted a season-high 14 times and finished with six catches for 50 yards with a long of 21 yards.

**COLLEGE:** Declared for draft following junior season ... Explosive playmaker saw action at WR and as a punt returner ... Finished career with 99 receptions for 1,230 yards (12.4 avg.) and 13 TDs along with 53 punt returns for 594 yards (11.2 avg.) and three TDs ... Set single-season school record for punt return yards in 2012 and his nine receiving TDs ranked sixth ... Named co-Special Teams Player of the Year as a junior after recording eight punt returns of 27 yards or more ... Started all 13 games as a junior and led team with a career-high 45 catches for 531 yards and nine TDs ... Returned 28 punts for 15.3-yard average with two TDs ... Second-team All-SEC selection by the Associated Press ... Co-Special Teams Player of the Year ... His 15.3-yard punt return average ranked fourth in the nation and was second-best in school history ... Had eight punt returns of 27 yards or more including a 70-yarder for a score against Georgia, a 50-yarder at LSU and a 63-yard TD vs. Michigan in the Outback Bowl ... Started eight of 13 games as a sophomore and totaled 29 catches for 383 yards (13.2 avg.) with two TDs ... Added 16 punt returns for 9.3-yard average and one TD, the fifth-highest average in the SEC ... Saw action in all 14 games as a freshman and was named to the Freshman All-SEC team by the league's coaches ... Ranked fourth on the team with 25 catches for 316 yards (12.6 avg.) and two TDs ... Added five rushes for 56 yards (11.2 avg.) and 16 yards on nine punt returns.

**PERSONAL:** Attended Manatee High School in Bradenton, Fla. ... Regarded as the 10th-best WR in the nation according to Scout.com ... Helped team to Florida State Class 5A Championship game as a senior, catching 65 passes for 990 yards and 10 TDs ... Finished with 29 receptions for 578 yards (19.9 avg.) with seven TDs as a junior ... Father, Tracy, played football for legendary coach Bobby Bowden at Florida State from 1976-79 and later played professionally in the NFL and World Football League ... Full name: Tracy Lavon Sanders ... Twitter handle is @AceSanders1.

## SANDERS' REGULAR SEASON STATISTICS

### RECEIVING

YEAR	TEAM	GP/GS	RECs	YDS	AVG.	LG	TD
2013	JAX	15/4	51	484	9.5	51	1
2014	JAX	12/0	6	55	9.2	24	0
<b>NFL totals: 2 yrs.</b>		<b>27/4</b>	<b>57</b>	<b>539</b>	<b>9.4</b>	<b>51</b>	<b>1</b>

### PUNT RETURNS

YEAR	TEAM	NO	YDS	AVG.	LG	TD
2013	JAX	25	140	5.6	17	0
2014	JAX	32	227	7.1	23	0
<b>NFL totals: 2 yrs.</b>		<b>57</b>	<b>367</b>	<b>6.4</b>	<b>23</b>	<b>0</b>

**Additional statistics:** Kickoff returns 2 for 44 yards; Rushing 2 for 4 yards






# VETERANS



10

## JOSH SCOBEE



KICKER

6-1 210 LBS.

LOUISIANA TECH

BORN JUNE 23, 1982

LONGVIEW, TEXAS

ACQ: 5TH ROUND OF 2004 DRAFT (137TH)

EXP: 12TH YEAR

**GAMES PLAYED/STARTED:** 2004 (16/0), 2005 (16/0, 1/0), 2006 (16/0), 2007 (8/0, 2/0), 2008 (16/0), 2009 (16/0), 2010 (16/0), 2011 (16/0), 2012 (16/0), 2013 (16/0), 2014 (16/0)

**NFL TOTALS:** 168 games, 0 starts

**POSTSEASON TOTALS:** 3 games, 0 starts

**TRANSACTIONS:** Originally drafted by Jacksonville in the fifth round (137th overall) of the 2004 draft.

**PRO:** In his 12th season with the Jaguars, tied for the second-longest tenure in team history ... Has served as team's placekicker since being drafted in the fifth round of the 2004 draft ... Ranks third in team history with 168 games played ... Has connected on 235 of 291 field goals (80.8 pct.) and 317 of 322 extra points for 1,022 points ... Owns franchise records for field goals and points and tied with Mike Hollis for the franchise record for consecutive made field goals with 20 ... Has converted 26 of 42 field goals (61.9 pct.) from 50-plus yards, the most in team history ... Owns the record for the four longest field goals in team history including a franchise-record 59-yard game-winning field goal on Nov. 3, 2010 vs. Indianapolis ... Connected on a 55-yard field goal and two 54-yard field goals in 2011 ... Tied an NFL record with three field goals of 50-plus yards (54, 54, 51) on Oct. 24, 2011 vs. Baltimore ... Has connected on eight game-winning field goals ... Connected on a career-high 92.0 percent of his field goals (23 of 25) in 2011 and 2013, the second-highest percentage in team history ... Had streak of 61 consecutive games with a score snapped in 2009, the second-longest streak in team history ... Has led the team in scoring 10 of 11 seasons and joins Mike Hollis and Fred Taylor as only three players in Jaguars history to score 100 points in a season ... Set career-high with five field goals on Nov. 25, 2007 against Buffalo along with a career-high 18 points, and matched both numbers Oct. 10, 2010 at Buffalo ... Set franchise record with a field goal in 15 consecutive games from 2010-11 ... Scored 119 points in 2006, the third-highest single-season total in franchise history, on 26 field goals and 41 extra points ... Has been named AFC Special Teams Player of the Week seven times in 11 seasons ... Was the second placekicker taken in the 2004 draft after Nate Kaeding in the third round ...

**2014:** Played in all 16 games for the 10th time in 11 seasons ... Connected on 20 of 26 field goals and 23 of 23 extra points for a team-high 83 points ... Finished with 37 touchbacks ... **9/7 at PHI:** Connected on a 49-yarder in the second quarter of the season-opener, was wide left from 50 yards and had a 36-yard field goal blocked. Hit on both extra point attempts and finished with five points. Snapped a streak of 21 straight made field goals in September dating back to Sept. 27, 2009 at Houston ... **9/14 at WAS:** Recorded two touchbacks on three kickoffs and connected on his only field goal attempt, a 36-yarder in the fourth quarter ... **9/21 at IND:** Made a 41-yard field goal in the third quarter and was perfect on two extra point attempts. All four kickoffs resulted in touchbacks ... **10/5 vs. PIT:** Scored the club's only points, hitting field goals from 43, 35 and 36 yards ... **10/12 at TEN:** Was successful on both extra point attempts and had a 55-yard FG blocked with 12 seconds remaining ... **10/19 vs. CLE:** Was good from 30 yards in the third quarter, his only field goal attempt. Was perfect on three extra point attempts and recorded touchbacks on four of five kickoffs ... **10/26 vs. MIA:** Was two of three on field goals, hitting from 30 and 40 yards. Had a 48-yard field goal blocked in the first quarter ... **11/2 at CIN:** Connected on his only field goal attempt, a 25-yarder in the first quarter, and both extra point attempts ... **11/23 at IND:** Hit a 28-yard field goal in the first quarter, his only attempt ... **11/30 vs. NYG:** Connected on his eighth career game-winning field goal, hitting from 43 yards with 28 seconds remaining. Also had a 28-yard field goal in the second quarter. Recorded five touchbacks on six kickoffs ... **12/7 vs. HOU:** Surpassed 1,000 career points, connecting on both field goal attempts (33, 37) and one extra point attempt ... **12/14 at BAL:** Connected on four of five field goals, all in the first half, hitting twice from 53 yards and twice from 45 yards. Was wide right on a 45-yard attempt. Marked third career game with at least two field goals of 50-plus yards ... **12/28 at HOU:** Converted on a 53-yard field goal in the first quarter and misfired from 51 yards in the third quarter, hitting the left upright ...

**2013:** Played in all 16 games and connected on 23 of 25 field goals (92.0 pct.), 22 of 23 PATs and had 36 touchbacks on 62 kickoffs ... Tied for the highest field goal percentage of his career ... Hit on 4 of 5 field goals from 50-plus yards ... Only two misses were a blocked FG and a 60-yard attempt ... **9/15 at OAK:** Connected on a 27-yard field goal in the second quarter, his only FG attempt. Had one touchback on three kickoffs ... **9/22 at SEA:** Hit on 33-yard FG in the third quarter and added two PATs. Recorded two touchbacks on four kickoffs ... **9/29 vs. IND:** Opened scoring with a 53-yard FG in the first

quarter ... **10/13 at DEN:** Hit from 50 and 30 yards on his only two field goal attempts ... **11/10 at TEN:** Finished with nine points, connecting on both field goal attempts (32, 44) and all three extra point attempts. Had two touchbacks on six kickoffs ... **11/17 vs. ARI:** Recorded touchbacks on all three kickoffs and was successful on both extra point attempts. Was wide left on a 60-yard field goal attempt to conclude the first half, his first missed field goal of the season ... **11/24 at HOU:** Was 2 of 3 on field goals including a 53-yarder in the fourth quarter. Had a 49-yard field goal blocked in the third quarter and connected on a 30-yard field goal in the second quarter ... **12/1 at CLE:** Had a season-high 12 points, hitting all three field goal attempts (44, 36, 25) and all three extra point attempts. Five of six kickoffs resulted in touchbacks ... **12/15 vs. BUF:** Connected on both field goal attempts, hitting from 32 and 55 yards. The 55-yarder tied for the second-longest of his career and longest since he hit from 55 yards on 9/18/11 at NYJ ... **12/22 vs. TEN:** Was successful on a 36-yard field goal attempt in the third quarter. Had an extra point attempt blocked on the second quarter ...

**2012:** Appeared in all 16 games and scored a team-high 93 points for the second consecutive season ... Opened the season with 14 consecutive field goals made and finished 25 of 28 (89.3 pct.), the second-highest percentage of his career and third-highest in team history ... Was 6 of 7 from 40-plus yards ... Added 26 touchbacks on 66 kickoffs and two special teams tackles ... **9/9 at MIN:** Connected on three field goals (19, 26, 47). Had extra point in second quarter blocked. The blocked try ended a streak of 82 consecutive extra points made, dating back to 11/8/09. The streak was the second-longest in franchise history (220, Mike Hollis, 10/22/95 - 12/9/01) ... **9/16 vs. HOU:** Became Jaguars career scoring leader with a third quarter extra point (765 points), surpassing Mike Hollis (764 points, 1995-2001) ... **9/23 at IND:** Converted all three field goal attempts (44, 47, 26), extending his consecutive field goals made streak to 12. Marked 14th game in his career with at least two field goals of 40-plus yards ... **10/21 at OAK:** Set franchise career record for field goals after hitting on all three field goal attempts (50, 40, 45) and extended his consecutive made field goals streak to a 17. Executed a successful second quarter outside kick. Made one special teams tackle ... **10/28 at GB:** Was 3 of 3 on field goals (38, 22, 32) and extended his consecutive made field goals streak to 20, tying Mike Hollis' franchise record ... **11/8 vs. IND:** Misfired on a 44-yard field goal attempt in the first quarter, snapping a streak of 20 consecutive field goals made. Was good from 40 yards in the second quarter ... **11/18 at HOU:** Was successful on all three field goal attempts (43, 40, 33) and finished with 13 points ... **12/9 vs. NYJ:** Connected on a 31-yard field goal and missed a 55-yard attempt, both in the second quarter. ...

**2011:** Played in all 16 games for the fourth consecutive season and led team with 93 points ... Connected on 23 of 25 field goals (92.0 pct.), his most field goals made since 2006 ... His 92.0 percent field goal percentage was a career-high and the second-highest percentage in team history ... Ranked first in the AFC and third in the NFL for field goal percentage ... Tied his career-best by making his first 15 field goal attempts to start the season, equaling the third-best streak in team history ... Of his 23 field goals, 12 were from 40-plus yards including five of six from 50-plus yards (55, 53, 54, 54, 51) ... The five field goals of 50-plus yards were the most in team history and tied for the sixth-most in the NFL ... Set a single-season franchise record with 39 touchbacks on 62 kickoffs (62.9 pct.) and 58 of his 62 kickoffs (93.5 pct.) reached the end zone ... His 62.9 touchback percentage ranked fifth in the NFL and the 93.5 percent of kickoffs to the end zone was second-highest ... **9/11 vs. TEN:** Was successful on all three field goal attempts (48, 21, 45) and had a career-high five touchbacks ... **9/18 at NYJ:** Scored the club's only points with a 55-yard field goal in the first quarter, the second-longest field goal in franchise history. ... **9/25 at CAR:** Connected on a 53-yard field goal in the second quarter ... **10/16 at PIT:** Was two of two on field goals (46, 45), setting a franchise record by hitting a field goal in his 14th consecutive game ... **10/24 vs. BAL:** Connected on all four field goal attempts (54, 54, 22, 51) and scored all 12 of the club's points on Monday Night Football. Tied an NFL record with three field goals of 50-plus yards. Connected from 54 yards twice in the first half and was good from 51 yards in the fourth quarter. Named AFC Special Teams Player of the Week for his performance ... **10/30 at HOU:** Did not attempt a field goal, ending his franchise record at 15 consecutive games with a made field goal ... **11/13 at IND:** Made one of two field goal attempts, connecting from 44 yards in the second quarter and was wide right from 45 yards in the second quarter. Tied career-high with 15 consecutive made field goals and surpassed Mike Hollis (239) for most extra points in team history ... **11/27 vs. HOU:** Converted two of three field goals (21, 35) and only extra point attempt. Missed a 55-yard field goal in the second quarter, his only miss from 50-plus yards for the season. Added one special teams tackle ... **1/1 vs. IND:** Concluded the season four of four on field goals (25, 32, 47, 39) ...

**2010:** Led team with 107 points, tying second-most of career and most since 2005, with 22 field goals representing most in four years ... Converted first 14 field goal attempts of season for fourth-longest streak in team history ... First seven field goal attempts of season were all from 44+ yards ... Had just four games with multiple field goals but made at least one in all 15 games in which he had an attempt ... Kicked off 75 times and had 15 touchbacks ... Scored total of 23 points in first four games including 51-yarder **9/26 vs. PHI**, and capped that span with team-record 59-yard FG **10/3 vs. IND** on final play of game for 31-28 victory. The 59-yard FG was the third-longest game-ending FG in NFL history and tied for the eighth-longest FG in NFL



# VETERANS



history ... The next week scored season-high 18 points **10/10 at BUF**, making all five field goal tries and all three PATs in best game of season. Four of five FGs were from 40+ yards: 49, 49, 34, 40, 46 ... **11/14 vs. HOU**: Made 38-yard field goal for 14th consecutive to start season before missing next two ... Played in 100th game **12/5 at TEN** and missed two field goal tries for only second time in season with 49-yarder blocked ...

**2009**: Played in all 16 games for the fifth time in his career ... Connected on 18 of 28 field goals (64.3 pct.) and 30 of 31 extra points for 84 points ... Reached the end zone with 33 of 63 kickoffs with 17 touchbacks, the fourth-most in the AFC ... Was 11 of 12 on field goals from less than 40 yards and four of nine from 50-plus yards ... Ranked tied for fourth in the NFL with four 50-yard field goals and his nine attempts were the most in the NFL ... **9/13 at IND**: Connected on two of three field goal attempts as he fell short on franchise-record attempt of 63 yards at the end of the first half. Converted field goals of 24 and 46 yards ... **10/4 vs. TEN**: Finished with franchise-record five touchbacks and 13 points. Was three of four on field goals including a 50-yarder. Was wide left on 55-yard field goal attempt at the end of the first half. ... **10/11 at SEA**: Did not attempt a field goal or extra point and had consecutive game scoring streak snapped at 61, the second-longest in franchise history ... **10/18 vs. STL**: Made 36-yard game-winning field goal in overtime. Was one of two on field goals, missing wide left from 58 yards at the end of first half ... **11/1 at TEN**: Finished one of two on extra points with his second attempt blocked ... **11/15 at NYJ**: Converted game-winning field goal from 21 yards ... **12/6 vs. HOU**: Connected on three of three field goals, hitting from 51, 46 and 24 yards ... **12/17 vs. IND**: Connected on a 50-yard field goal in the first quarter ...

**2008**: Played in all 16 games and connected on 19 of 25 field goals (76.0 percent) and 33 of 33 extra points for a team-high 90 points ... Established career-high with four field goals from 50-plus yards ... Kicked game-winning field goals in back-to-back games weeks three and four ... Had streak of 11 consecutive made field goals ... Part of special teams unit that led the NFL in opponents starting position after kickoffs (24.3 avg.) ... **9/14 vs. BUF**: Hit on all three field goals, connecting from 28, 50 and 39 yards. Converted an onside kick attempt in the third quarter ... **9/21 at IND**: Was three-for-three on field goals including a 51-yard game-winning kick with four seconds remaining in the game. Also connected from 26 and 21 yards. Became only the fourth player in team history to surpass 400 career points. Named AFC Special Teams Player of the Week for his performance ... **9/28 vs. HOU**: Connected on all three field goals including a 37-yard game-winning kick in overtime. Also hit from 46 and 40 yards ... **10/26 vs. CLE**: Connected on one-of-two field goal attempts, tying a franchise-record with a 53-yarder. First attempt of 38 yards was blocked by Shaun Rogers, ending a streak of 11 consecutive made field goals. Suffered a wrist injury in the game and was forced to wear a cast the remainder of the season ... **11/9 at DET**: Made 100th career field goal from 34 yards ... **11/23 vs. MIN**: Was one-of-three on field goals, connecting from 21 yards and missing wide left from 46 and 38 yards to mark only his third career game with two missed field goal attempts ...

**2007**: Played in only eight games after injuring right quadriceps in pregame warm-ups on opening day ... Connected on 12 of 13 field goals (92.3 percent) and 26 of 27 extra points for a team-leading 62 points ... Led the team in scoring for fourth straight season ... Missed eight games after playing in the season opener and ended a streak of 49 consecutive games played ... **9/9 vs. TEN**: Injured quadriceps in pre-game warmups. Connected on only FG attempt, hitting from 22 yards. Did not kickoff for first time in career. ... **9/16 vs. ATL**: Missed game and ended streak of 49 consecutive games played ... **11/18 vs. SD**: Returned to action after missing previous eight games with a quadriceps injury and played in 50th career game. Connected on only FG attempt of 48 yards ... **11/25 vs. BUF**: Connected on a career-high and tied team record with five of five field goals, hitting from 46, 33, 22, 23, 20. Attempted 100th career field goal. ... **12/23 vs. OAK**: Did not attempt a field goal but connected on a team-record seven PATs ... **1/5 at PIT**: In AFC Wild Card Playoff game, connected on one of two field goals, missing from 46 yards and hitting from 25. Made game-winning field goal with less than a minute remaining in the fourth quarter. ... **1/12 at NE**: In AFC Divisional Playoff game, connected on both field goal attempts from 39 and 25 yards ...

**2006**: Played in all 16 games and connected on 81.3 percent (26 of 32) of field goals and hit on all 41 PATs ... Ranked third in the AFC and fifth in the NFL with a career-high 119 points ... Finished with career-high 21 touchbacks which ranked second in the NFL ... Was 14 of 19 from 40-plus yards and hit a NFL-best 14 field goals from 40-49 yards ... Selected to USA Today All-Joe Team which goes to players who have overachieved and are often overlooked ... **9/18 vs. PIT**: Connected on all three field goal attempts which accounted for all the Jaguars scoring ... **10/1 at WAS**: Was three-for-three on field goals with all three from 40-plus yards, marking first time in career with three 40-plus yard field goals in a game ... **11/20 vs. NYG**: Tied then career-high with four field goals and finished with a season-high 14 points ... **11/26 at BUF**: Was one of two on field goals, ending a streak of 15 consecutive field goals made ... **12/3 at MIA**: Tied season-long with a 48-yard field goal ... **12/10 vs. IND**: Tied season-high with 14 points as he finished three of four on field goals, five of five PATs ...

**2005**: Led the AFC and ranked second in the NFL with 20 touchbacks on 77 kickoffs (26.0 pct.) ... Led the team in scoring with 107 points after connecting on 23 of 30 field goals and 38 of 39 extra points ... Ranked 10th in the AFC in points ... Won AFC Special Teams Player of the Week twice ... **9/11 vs. SEA**: Tied career-high with four field goals on five attempts, surpassing the 100 point mark in only his 17th career game. Also had four touchbacks, the only NFL player in Week One with multiple touchbacks ... **10/9 vs. CIN**: Was three for three on field goals and two for two on extra points for 11 points, including a 53-yard field goal that matched the team record ... **12/11 vs. IND**: Had one onside kick that was recovered by Rashean Mathis ... **1/1 vs. TEN**: Was two for two on field goals and four of five on extra points, snapping streak of 59 straight made extra points ... **1/7 at NE**: Hit on one of two field goals in AFC Wild Card game ...

**2004**: Led team in scoring with 93 points after connecting on 24 of 31 field goals and 21 of 21 extra points ... Finished season tied for third in AFC touchbacks with 11 touchbacks on 58 kickoffs ... **10/24 at IND**: Collected a season-high 13 points on four of four field goals and one extra point including the game-winning 53-yard field goal with 38 seconds remaining in the game and was named AFC Special Teams Player of the Week ... **11/28 at MIN**: Registered 10 points on three of three field goals, and one extra point and placed four of five kickoffs in end zone for touchbacks ... **1/2 at OAK**: Scored seven points on two of two field goal attempts.

**COLLEGE**: One of the premier placekickers in the country ... Won the kicking job as a true freshman and went on to set school career records, connecting on 66 of 92 field goals and 145 of 153 extra point attempts for 343 points ... Ranked second in field goal attempts in Western Athletic Conference history ... First-team All-WAC choice as a senior and earned second-team honors as a junior and sophomore ... Majored in sociology.

**PERSONAL**: Married (Melissa) with son, Jacob ... Lives in Longview, Texas ... Attended Longview High ... Handled punting and placekicking chores, earning first-team all-district honors as a kicker and second-team All-East Texas accolades as a punter ... Converted 23 of 23 extra points and six of nine field goals as a senior ... Participates in school visits and celebrity golf tournaments ... Avid golfer ... Was celebrity guest at 2009 Child Cancer Fund Golf Tournament ... Participates in a variety of community outreach activities which includes time spent at Wolfson Children's Hospital and reading to elementary students ... Participated in the Sea Star's golf tournament to benefit the American Red Cross in 2010 at Deerwood Country Club ... Served as a marshal escort for all four of Tiger Woods' rounds at the 2009 Players Championship at TPC Sawgrass ... Attempted to qualify the last four years for U.S. Open through local qualifier ... Supports and attends team-sponsored events including Food Drive Kickoff, Draft Day Fan Fest Jaguars annual golf tournament, Jaguars Taste of the NFL dinner and the Jaguars Foundation Playbooks reading initiative ... Served as celebrity chef at the Salvation Army's Celebrity Chef's fundraiser in 2008 ... Made 26 community appearances on behalf of the Jaguars in 2010 ... Participated in the 2010 PGA Tour's Family Fun Night at TPC Sawgrass ... Partnered with Jeremy Cain and Adam Podlesh to distribute tickets throughout the 2010 season to local charities ... Played in golf tournament in 2010 to benefit St. Vincent Hospital ... Participated in 2010 and 2011 Fishing for the Cure event to raise money for the David Garrard Foundation which benefits North Florida families impacted by breast cancer and Crohn's disease ... Participated in 2010 Jacksonville Association of Firefighters charity softball game ... Served as celebrity waiter for Children's Miracle Network fundraiser at a local restaurant ... Participated both financially and in person at the 2010 Shop with a Jock event at Target where more than 50 children from the Bridge of Northeast Florida and the Mali Vai Washington Kids Foundation were treated to a shopping spree ... Supports First Tee of Jacksonville ... Participated in photo shoot to raise money for Boot Campaign, an organization that assists wounded returning combat military ... Twitter handle is @JoshScobee10 ... Full name: Joshua Taylor Scobee.

## LEADING THE PACK

### MOST CAREER FIELD GOALS IN JAGUARS HISTORY

RK	PLAYER, YEARS	FGs
1.	Josh Scobee, 2004-14	235 (291 attempts)
2.	Mike Hollis, 1995-2001	175 (217 attempts)

### MOST POINTS IN JAGUARS HISTORY

RK	PLAYER, YEARS	POINTS
1.	Josh Scobee, 2004-14	1,022
2.	Mike Hollis, 1995-2001	764
3.	Fred Taylor, 1998-2008	424





# VETERANS



## SCOBEE'S REGULAR SEASON STATISTICS

YEAR	TEAM	GP	PAT	ATT	FG	FGA	PCT	LG	PTS
2004	JAX	16	21	21	24	31	77.4	53	*93
2005	JAX	16	38	39	23	30	76.7	53	*107
2006	JAX	16	41	41	26	32	81.3	48	*119
2007	JAX	8	26	27	12	13	92.3	48	*62
2008	JAX	16	33	33	19	25	76.0	53	*90
2009	JAX	16	30	31	18	28	64.3	52	84
2010	JAX	16	41	41	22	28	78.6	@59	*107
2011	JAX	16	24	24	23	25	92.0	55	*93
2012	JAX	16	18	19	25	28	89.3	50	*93
2013	JAX	16	22	23	23	25	92.0	55	*91
2014	JAX	16	23	23	20	26	76.9	53	83
<b>NFL totals: 11 yrs.</b>		<b>168</b>	<b>317</b>	<b>322</b>	<b>@235</b>	<b>@291</b>	<b>80.8</b>	<b>@59</b>	<b>@1,022</b>

### FG ACCURACY

YEAR	TEAM	1-19	20-29	30-39	40-49	50+	TOTAL	PCT
2004	JAX	0/0	10/10	8/11	5/7	1/3	24/31	77.4
2005	JAX	0/0	9/9	7/8	5/10	2/3	23/30	76.7
2006	JAX	0/0	5/6	7/7	14/18	0/1	26/32	81.3
2007	JAX	0/0	6/6	3/3	3/4	0/0	12/13	92.3
2008	JAX	0/0	7/7	3/6	5/7	4/5	19/25	76.0
2009	JAX	0/0	7/8	4/4	3/7	4/9	18/28	64.3
2010	JAX	2/2	3/3	6/7	9/14	2/2	22/28	78.6
2011	JAX	1/1	5/5	5/5	7/8	5/6	23/25	92.0
2012	JAX	1/1	3/3	8/8	11/13	1/2	25/28	89.3
2013	JAX	0/0	3/3	12/12	4/5	4/5	23/25	92.0
2014	JAX	0/0	3/3	7/8	7/9	3/6	20/26	76.9
<b>NFL totals: 11 yrs.</b>		<b>4/4</b>	<b>62/64</b>	<b>70/79</b>	<b>73/102</b>	<b>26/42</b>	<b>235/291</b>	<b>80.8</b>

\* Team Leader @ Team Record

**ADDITIONAL STATISTICS: Special teams tackles:** three in 2004, two in 2005, four in 2006, six in 2008, three in 2009, one in 2010, two in 2011;  
**Touchbacks:** 11 touchbacks on 62 kickoffs in 2004; 20 touchbacks on 78 kickoffs in 2005; 21 touchbacks on 83 kickoffs in 2006; 12 touchbacks on 46 kickoffs in 2007; 10 touchbacks on 63 kickoffs in 2008; 17 touchbacks on 63 kickoffs in 2009; 15 touchbacks on 76 kickoffs in 2010; 39 touchbacks on 64 kickoffs in 2011; 39 touchbacks on 62 kickoffs in 2012; 36 touchbacks on 62 kickoffs in 2013; 35 touchbacks on 59 kickoffs in 2014; Total 242 touchbacks on 723 kickoffs.

## SCOBEE'S POSTSEASON STATISTICS

YEAR	TEAM	GP/GS	PAT	ATT	FG	FGA	PCT	LG	PTS
2005	JAX	1/0	0	0	1	2	50.0	36	3
2007	JAX	2/0	6	6	3	4	75.0	39	15
<b>NFL totals: 10 yrs.</b>		<b>3/0</b>	<b>6</b>	<b>6</b>	<b>4</b>	<b>6</b>	<b>66.7</b>	<b>39</b>	<b>18</b>

69

## TYLER SHATLEY

GUARD  
 6-3 300 LBS.  
 CLEMSON  
 BORN MAY 5, 1991  
 ICARD, NORTH CAROLINA  
 ACQ: ROOKIE FREE AGENT 2014  
 EXP: 2ND YEAR



**GAMES PLAYED/STARTED:** 2014 (1/0)

**NFL TOTALS:** 1 game, 0 starts

**POSTSEASON TOTALS:** 0 games, 0 starts

**TRANSACTIONS:** Originally signed by Jacksonville as an undrafted rookie on 5/12/14.

**PRO:** Second-year guard played in one game as a rookie ... Was one of three undrafted rookies to make opening day roster ... Four-year letterman at Clemson ...

**2014:** Earned spot on opening day roster after joining club as a rookie free agent ... Was inactive for 15 games ... Made NFL debut on 11/9 vs. DAL and played RG for the entire second half.

**COLLEGE:** Began his career as a fullback, before moving to the defensive line in 2010 and the offensive line in the spring of 2012 ... Played in 51 games with 27 starts ... Started 25 games on offense over his final two seasons and registered 60 knockdowns on 1,776 snaps ... As a senior in 2013, was a team captain and earned third-team All-ACC honors ... As a junior in 2013, named a Strength & Conditioning All-American by the NSCA ... Started all 13 games

and had 26 knockdowns on 939 snaps ... As a sophomore in 2011, saw action in 14 games with two starts on the defensive line ... Career totals on defense include 41 tackles, 1.5 tackles for loss, one sack, three QB pressures and one pass defense in 444 snaps ... As a freshman in 2010, totaled 11 tackles, 1.5 tackles for loss and one sack in 12 games ... Redshirted during the 2009 season ... Graduated on May 10, 2013 with a degree in civil engineering.

**PERSONAL:** Attended East Burke (Icard, N.C.) High School where he was the No. 3 rated FB in the nation by Tom Lemming ... Did not play on the offensive line in HS ... As a FB, had 2,000 rushing yards and 31 TDs in his junior and senior seasons ... Totaled 51 tackles and nine tackles for loss as a senior ... Also served as the team's punter and averaged 40.7 yards per punt ... Coached by Mike Biggerstaff ... Full name is Christian Tyler Shatley.

55

## DAN SKUTA

LINEBACKER  
 6-2 250 LBS.  
 GRAND VALLEY STATE  
 BORN APRIL 21, 1986  
 BURTON, MICHIGAN  
 ACQ: UNRESTRICTED FREE AGENT (SAN FRANCISCO) 2015  
 EXP: 7TH YEAR



**GAMES PLAYED/STARTED:** 2009 (8/0), 2010 (16/1), 2011 (16/3), 2012 (16/0), 2013 (16/8), 2014 (14/11)

**NFL TOTALS:** 86 games, 23 starts

**JAGUARS TOTALS:** 0 games, 0 starts

**POSTSEASON TOTALS:** 6 games, 2 starts

**TRANSACTIONS:** Originally signed by Cincinnati as an undrafted rookie on 4/30/09 ... Waived on 9/5/09 ... Signed by Cincinnati to the practice squad on 9/6/09 ... Promoted to Cincinnati's 53-man roster on 10/8/09 ... Signed by San Francisco as an unrestricted free agent on 3/14/13 ... Signed by Jacksonville as an unrestricted free agent on 3/11/15.

**PRO:** Seventh-year OLB has spent time with Cincinnati and San Francisco before signing as an unrestricted free agent with Jacksonville on March 11, 2015 ... Versatile athlete has appeared in games at OLB, MLB, DE and FB ... Has played in 86 games with 23 career starts ... Career totals include 80 tackles (50 solo), 5.5 sacks, four passes defended, nine QB hits, eight tackles for loss, five forced fumbles and one fumble recovery ... Has seen action in six postseason games, totaling four tackles, including 2.0 sacks ...

**2014:** Started a career-high 11 of 14 games and had the best statistical season of his career ... Posted career-highs in tackles (27), sacks (5.0), QB hits (five), tackles for loss (five) and forced fumbles (three) ... Started the season opener and totaled two tackles and one forced fumble on 9/7 at DAL ... Registered a career-high 2.0 sacks and forced one fumble on 10/13 at STL ... Started at LB and made a season-high five tackles (four solo), including 1.0 sack on 12/7 at OAK ... Registered two tackles, including a sack in a second straight game on 12/14 at SEA ... Started at LB and posted a sack in a third straight game on 12/20 vs. S.D. ... Registered three tackles (one solo) in the season finale on 12/28 vs. ARI ...

**2013:** Played in all 16 games for the fourth consecutive season and made eight starts in his first season with San Francisco after signing as an unrestricted free agent ... Season totals included 22 tackles (15 solo), two passes defended, three QB hits, three tackles for loss and one fumble recovery ... Made one special teams tackle in the season-opener on 9/8 vs. G.B. ... Made his first start of the season on 9/26 at STL and had one solo tackle and one special teams tackle ... Posted three solo tackles, including one tackle for loss on 10/6 vs. HOU ... Registered a career-high six solo tackles, including one tackle for loss and recovered a fumble and returned it 47 yards for a TD on 10/27 at JAX (London) ... Started at LB and made four tackles (two solo) and two passes defended on 11/10 vs. CAR ... Made two special teams tackles on 12/23 vs. ATL ... Saw action in all three postseason games ... Saw action at LB and on special teams in the Wild Card Playoff game on 1/5/14 at G.B. ... Posted his first career postseason sack in the Divisional Playoff Round on 1/12/14 at CAR ... Registered a sack in his second straight postseason game in the NFC Championship game on 1/19/14 at SEA ...

**2012:** Saw action in all 16 games for the third consecutive season ... Season totals included 10 tackles (five solo), one pass defended and 11 special teams tackles ... Registered a special teams tackle in the first five games of the season ... Posted one solo tackle on 9/10 at BAL in the season opener ... Made a season-high two special teams tackles on 11/4 vs. DEN ... Posted a season-high four tackles (one solo) in the season finale on 12/30 vs. BAL ... Saw action in the Wild Card Playoff game and made one solo tackle on 1/5/13 at HOU ...

**2011:** Played in all 16 games for the second straight season and made three starts at MLB ... Season totals included 20 tackles (nine solo), 0.5 sacks, one forced fumble and 11 special teams tackles ... Posted four tackles (one solo) and made a half-sack, the first of his career, on 9/25 vs. S.F. ... Made his first



# VETERANS



start of the season at MLB and posted a season-high five tackles (two solo) on **10/16 vs. IND** ... Started a second straight game at MLB on **10/30 at SEA** and made two solo tackles ... Started a third consecutive game at MLB and totaled four tackles (three solo) on **11/6 at TEN** ... Registered a season-high three special teams tackles on **11/27 vs. CLE** ... Posted two tackles (one solo) and one special teams tackle in the season finale on **1/1 vs. BAL** ... Saw action at LB and on special teams in the Wild Card Playoff Game on **1/7/12 at HOU** and made one solo tackle ...

**2010:** Saw action in all 16 games for the first time in his career and added one start ... Posted a career-high 15 special teams tackles ... Posted a season-high three special teams tackles on **9/19 vs. BAL** ... Made two special teams tackles on **10/24 at ATL** ... Posted two special teams tackles on **11/14 at IND** ... Started the first game of his career at FB on **12/5 vs. N.O.** and matched his season-high of three special teams tackles ... Made one special teams tackle in the season finale on **1/2/11 at BAL** ...

**2009:** Played in eight games as a rookie after originally signing as an undrafted free agent ... Made his NFL debut on **10/11 at BAL** after being promoted to the active roster from the team's practice squad on Oct. 8 ... Posted two special teams tackles on **11/15 at PIT** ... Registered two special teams tackles on **11/22 at OAK** ... Made a season-high three special teams tackles on **12/20 at S.D.** ... Made one special teams tackle in the season finale on **1/3/10 at NYJ** ... Made his postseason debut in the Wild Card Playoff Round on **1/9/10 vs. NYJ** and posted one special teams tackle.

**COLLEGE:** First-team All-America honors in NCAA Division II as a senior at Grand Valley State (Allendale, Mich.), and helped lead his teams to four-year record of 51-2, with two national titles ... Played DL and LB during his four seasons (2005-08) ... Posted 33.5 career sacks, the third-most in NCAA Division II history ... Team won by 24 or more points in 25 of his 53 career games ... Started his college career 40-0, going 13-0, 15-0 and 12-0 before losing in the 2007 NCAA Division II playoffs.

**PERSONAL:** Native of Burton, Mich. ... Attended Carman-Ainsworth (Mich.) High School where he was a two-way senior and tallied 116 tackles and rushed for 1,092 yards and 20 TDs ... Also letter in baseball ... Hobbies include snowmobiling, dirt bike riding, fishing and hunting ... Last name is pronounced "SKOO-tuh" ... Twitter handle is @DSkuta51.

## SKUTA'S REGULAR SEASON STATISTICS

YEAR	TEAM	GP/GS	TKL	SOLO	ASST	SACKS	FF	FR	INT	PD
2009	CIN	8/0	0	0	0	0.0	0	0	0	0
2010	CIN	16/1	1	0	1	0.0	1	0	0	0
2011	CIN	16/3	20	9	11	0.5	1	0	0	0
2012	CIN	16/0	10	5	5	0.0	0	0	0	1
2013	S.F.	16/8	22	15	7	0.0	0	1	0	2
2014	S.F.	14/11	27	21	6	5.0	3	0	0	1
<b>NFL totals: 6 yrs.</b>		<b>86/23</b>	<b>80</b>	<b>50</b>	<b>30</b>	<b>5.5</b>	<b>5</b>	<b>1</b>	<b>0</b>	<b>4</b>

**Additional statistics:** Career (63 special teams tackles), 2014 (six special teams tackles, 5.0 tackles for loss), 2013 (six special teams tackles, 3.0 tackles for loss), 2012 (17 special teams tackles), 2011 (11 special teams tackles), 2010 (15 special teams tackles), 2009 (eight special teams tackles).

## SKUTA'S POSTSEASON STATISTICS

YEAR	TEAM	GP/GS	TKL	SOLO	ASST	SACKS	FF	FR	INT	PD
2009	CIN	1/0	0	0	0	0.0	0	0	0	0
2011	CIN	1/0	1	1	0	0.0	0	0	0	0
2012	CIN	1/0	1	1	0	0.0	0	0	0	0
2013	S.F.	3/0	2	2	0	2.0	0	0	0	0
<b>NFL totals: 6 yrs.</b>		<b>6/0</b>	<b>4</b>	<b>4</b>	<b>0</b>	<b>2.0</b>	<b>0</b>	<b>0</b>	<b>0</b>	<b>0</b>

**Additional statistics:** Career (3 special teams tackles), 2013 (two special teams tackles), 2009 (one special teams tackle).

**[98]**

**CHRIS SMITH**

DEFENSIVE END  
6-1 266 LBS.  
ARKANSAS  
BORN FEBRUARY 11, 1992  
MOUNT ULLA, NORTH CAROLINA  
ACQ: 5TH ROUND OF 2014 DRAFT (159TH)  
EXP: 2ND YEAR



**GAMES PLAYED/STARTED:** 2014 (7/0)  
**NFL TOTALS:** 7 games, 0 starts  
**JAGUARS TOTALS:** 7 games, 0 starts

**POSTSEASON TOTALS:** 0 games, 0 starts  
**TRANSACTIONS:** Originally drafted by Jacksonville in the fifth round (159th overall) of the 2014 draft.

**PRO:** Second-year DE was a fifth-round draft pick in 2014 ... Played in seven games as a rookie and totaled five tackles (three solo), three sacks, four QB hits, one forced fumble and one tackle for loss ... Four-year letterman at Arkansas ... Finished collegiate career with 21.5 sacks and 30.5 tackles for loss ...

**2014:** Appeared in seven games as a rookie ... Finished with three sacks along with five tackles ... Made opening day roster but was waived on Sept. 13 and signed to practice squad on Sept. 15 ... Promoted to 53-man roster on Oct. 20 ... **10/26 vs. MIA:** Made NFL debut and saw action on special teams ... **11/2 at CIN:** Split a sack with Ryan Davis on the Bengals first possession, the first sack of his career ... **11/23 at IND:** Sacked Andrew Luck in the first quarter and forced a fumble that was recovered by Sen'Derrick Marks ... **11/30 vs. NYG:** Inactive ... **12/7 vs. HOU:** Split a sack with Sen'Derrick on the Texans' first possession and had two QB hits ... **12/18 vs. TEN:** Totaled two solo tackles including one sack. Took down Charlie Whitehurst for a five-yard sack in the second quarter ... **12/28 at HOU:** Inactive.

**COLLEGE:** Four-year letterman ... Appeared in 43 games with 27 starts, 15 at strong-side DE and 12 on the weak-side ... Started final 24 games of his career ... Career totals include 122 tackles (64 solo), 21.5 sacks, 30.5 tackles for loss and 20 QB pressures ... Also forced and recovered one fumble and registered seven passes defended ... One of five players in school history with 20-plus sacks ... Holds top-ten marks in single-season sacks marks with 9.5 as a junior in 2012 (7th all-time) and 8.5 as a senior in 2013 (8th all-time) ... Started all 12 games at DE ... Earned All-America honorable mention and second-team All-SEC honors ... Received second-team All-SEC honors from the league's coaches ... Registered 36 tackles (22 solo), one fumble recovery, one pass defended and six QB hurries ... Led the team and ranked fourth in the SEC (30th nationally) with 8.5 sacks ... Led the team with 11.5 tackles for loss ... Started all 12 games at DE as a junior ... Named honorable mention All-SEC after posting 52 tackles (28 solo), a team-leading 13 tackles for loss, a team-high 9.5 sacks (which also ranked fourth in the SEC), 12 QB pressures, one forced fumble and four passes defended ... Played in all 13 games as a sophomore, earning three starts at DE ... Season totals included 31 tackles (13 solo), 3.5 sacks, six tackles for loss, two QB pressures and one pass defended ... Finished his sophomore season with two tackles for loss in a win over Kansas State in the Cotton Bowl ... Appeared in six games at DE as a freshman ... Totaled three tackles and one pass defended ... Was enrolled in Fulbright College of Arts and Sciences.

**PERSONAL:** Son of Sherry and William Smith ... Native of Mount Ulla, N.C. ... Attended West Rowan (Mount Ulla, N.C.) High School, where he played for head coach Scott Young ... Led team to back-to-back state championships including 30 straight victories ... Over his junior and senior season, compiled more than 200 tackles and 48 sacks ... As a senior, earned AP All-State honors for the second-straight season ... Prior to the playoffs, totaled 98 tackles, 16.5 sacks, 36 QB pressures, 11 passes defended, four tackles for loss, three forced fumbles and one fumble recovery ... Named team MVP en route to leading team to a 16-0 record and a second-straight NCHSAA Class 3A State Championship ... Named Defensive MVP in the North Carolina-South Carolina All-Star game ... As a junior in 2008, totaled 117 tackles, 25 sacks, two forced fumbles, two passes defended, 44 quarterback pressures en route to All-Conference and All-County honors ... Named to the AP all-state team after leading team to a 15-1 record and a NCHSAA Class 3A State Championship ... Twitter handle is @98ChrisSmith.

## SMITH'S REGULAR SEASON STATISTICS

YEAR	TEAM	GP/GS	TKL	SOLO	ASST	SACKS	FF	FR	INT	PD
2014	JAX	7/0	6	4	2	3.0	1	0	0	0
<b>NFL totals: 1 yr.</b>		<b>7/0</b>	<b>6</b>	<b>4</b>	<b>2</b>	<b>3.0</b>	<b>1</b>	<b>0</b>	<b>0</b>	<b>0</b>

**[50]**

**TELVIN SMITH**

LINEBACKER  
6-3 218 LBS.  
FLORIDA STATE  
BORN APRIL 11, 1991  
VALDOSTA, GEORGIA  
ACQ: 5TH ROUND OF 2014 DRAFT (144TH)  
EXP: 2ND YEAR



**GAMES PLAYED/STARTED:** 2014 (16/10)  
**NFL TOTALS:** 16 games, 10 starts  
**POSTSEASON TOTALS:** 0 games, 0 starts  
**TRANSACTIONS:** Originally drafted by Jacksonville in the fifth round (144th overall) of the 2014 draft.

**PRO:** 2014 fifth-round draft choice played in all 16 games as a rookie and made





# VETERANS



10 starts ... Ranked third among all NFL rookies with 99 tackles and joined Baltimore's C.J. Mosley as the only rookies to register an INT and multiple sacks ... Recorded double-digit tackles in four games ... Totals included nine tackles for loss, four passes defended, two fumble recoveries, one QB hit and one forced fumble ... Saw action in 54 games with 15 starts at Florida State ...

**2014:** Appeared in all 16 games and made 10 starts at LB ... Ranked second on team with 99 tackles (68 solo) and nine tackles for loss ... Had a team-high two fumble recoveries along with four passes defended, one QB hit and one forced fumble ... Added five special teams tackles ... Ranked third among all NFL rookies in tackles ... **9/7 at PHI:** Made NFL debut and posted three solo tackles with one stop for loss ... **9/14 at WAS:** Produced four tackles (two solo) including his first career sack. Sacked QB Kirk Cousins for an 11-yard loss in the fourth quarter ... **10/5 vs. PIT:** Made first career start and totaled four tackles (two solo) and added one special teams tackle ... **10/12 at TEN:** Made second consecutive start and posted two solo tackles ... **10/19 vs. CLE:** Produced a sack/forced fumble, interception and two passes defended. Registered a sack/forced fumble of Brian Hoyer in the third quarter and the ball was recovered by Paul Posluszny. With 5:21 remaining in the game, Smith picked off Hoyer and returned it 15 yards to set up a Jaguars TD. Named AFC Defensive Player of the Week ... **11/2 at CIN:** Racked up seven tackles (five solo) along with one special teams tackle ... **11/23 at IND:** Started at LB and paced the team with 12 tackles (nine solo) along with two fumble recoveries and two tackles for loss. Recovered an Andrew Luck fumble in the first quarter and a Dan Herron fumble in the second quarter. Added one special teams tackle ... **11/30 vs. NYG:** Started at LB and had double-digit tackles for the second straight game, finishing with 10 stops (eight solo) ... **12/18 vs. TEN:** Compiled a then career-high 15 tackles (10 solo) including one for loss ... **12/28 at HOU:** Registered a career-high 16 tackles (11 solo) in the season-finale.

**COLLEGE:** Appeared in 54 games with 15 starts ... Totaled 214 tackles (139 solo) with seven sacks, 29 tackles for loss and six QB pressures ... Added four fumble recoveries and two forced fumbles ... Had 10 passes defended and four INTs, three returned for TDs ... Started all 14 games as a senior ... Tallied a team-high 90 tackles (61 solo), three INTs, 9.5 tackles for loss, two sacks, two fumble recoveries and four passes defended ... Lined up at WLB, OLB and MLB ... Recorded three INTs and tied the school single-season record with three returned for TDs ... Named to All-American Sleeper Team by The NFL Draft Report ... First-team All-ACC selection by the league's coaches, ESPN.com and The Sporting News ... Returned INTs 68 yards for a score against Bethune-Cookman and 79 yards against Idaho ... Played in all 14 games as a junior and posted 64 tackles (37 solo), 9.5 tackles for loss, one sack and three passes defended ... Added one forced fumble and two QB pressures ... Despite not starting a game, he ranked third on the team in tackles ... Appeared in 12 games as a sophomore with one start while seeing action at LB and on special teams ... Totaled 42 tackles (28 solo), three sacks, 8.5 tackles for loss, two fumble recoveries, one forced fumble, one INT and two QB pressures ... Played in all 14 games as a true freshman ... Totaled 18 tackles (13 solo), one sack and 1.5 tackles for loss ... Excelled on special teams especially on kickoff return coverage ... Named one of two Special Teams Newcomers of the Year at the annual football banquet ... Majored in sports administration.


**PERSONAL:** Attended Lowndes High School in Georgia ... Received four-star ranking from Rivals.com and a three-star rating from Scout.com ... Super Prep All-State selection ... Registered 109 tackles (84 solo) as a senior with a pair of INTs ... Recorded 97 tackles, 16 tackles for loss and two INTs as a junior, leading team to Class 5A championship ... Played in the Georgia Athletic Coaches Association North/South All-Star Classic ... Played high school and college football with his cousin, Greg Reid, who plays for the St. Louis Rams ... Resides in Valdosta, Ga.

## SMITH'S 2014 GAME-BY-GAME STATISTICS

DATE	GAME	TKL	SOLO	ASST	INT	SACKS	FF	FR	PD	TFL
09/07	at Philadelphia	3	3	0	0	0.0	0	0	0	1
09/14	at Washington	4	2	2	0	1.0	0	0	0	1
09/21	vs. Indianapolis	3	2	1	0	0.0	0	0	0	0
09/28	at San Diego	1	1	0	0	0.0	0	0	0	0
10/05	vs. Pittsburgh	4	2	2	0	0.0	0	0	0	0
10/12	at Tennessee	2	2	0	0	0.0	0	0	0	0
10/19	vs. Cleveland	4	3	1	1	1.0	1	0	2	1
10/26	vs. Miami	5	2	3	0	0.0	0	0	1	0
11/02	at Cincinnati	7	5	2	0	0.0	0	0	0	0
11/09	vs. Dallas	3	3	0	0	0.0	0	0	0	1
	BYE WEEK									
11/23	at Indianapolis	12	9	3	0	0.0	0	2	0	2
11/30	vs. N.Y. Giants	10	8	2	0	0.0	0	0	0	0
12/7	vs. Houston	5	4	1	0	0.0	0	0	1	2
12/14	at Baltimore	5	1	4	0	0.0	0	0	0	0
12/18	vs. Tennessee	15	10	5	0	0.0	0	0	0	1
12/28	at Houston	16	11	5	0	0.0	0	0	0	0
<b>2014 totals:</b>		<b>99</b>	<b>68</b>	<b>31</b>	<b>1</b>	<b>2.0</b>	<b>1</b>	<b>2</b>	<b>4</b>	<b>9</b>

**[80]** **JULIUS THOMAS**

**TIGHT END**  
6-5 260 LBS.  
PORTLAND STATE  
BORN JUNE 27, 1988  
STOCKTON, CALIFORNIA  
ACC: UNRESTRICTED FREE AGENT (DENVER) 2015  
EXP: 5TH YEAR



**GAMES PLAYED/STARTED:** 2011 (5/1), 2012 (4/0), 2013 (14/14, 3/3), 2014 (13/10, 1/0)  
**NFL TOTALS:** 36 games, 25 starts  
**JAGUARS TOTALS:** 0 games, 0 starts  
**POSTSEASON TOTALS:** 4 games, 3 starts  
**TRANSACTIONS:** Originally drafted by Denver in the fourth round (129th overall) of the 2011 draft ... Signed by Jacksonville as an unrestricted free agent on 3/11/15.

**PRO:** Fifth-year TE has appeared in 36 career games with 25 starts ... Spent first four seasons with Denver after being selected in the fourth round of 2011 draft ... Career totals include 109 receptions for 1,282 yards (11.8 avg.) and 24 TDs ... Two-time Pro Bowl selection (2013, 2014) ... Has 24 receiving TDs in the last two seasons (2013-14), the fourth-most in the NFL during that span ... Became the first TE in NFL history to register 12-plus TDs in consecutive seasons (2013-14) ... Has posted 100+ receiving yards in three games, multiple TDs in six games and five-plus catches in 10 games ... Set a Broncos record in 2014 for the most games (three) in a single season with multiple touchdowns by a TE ... Has 11 career receptions of 25-plus yards ... Former collegiate basketball player ...

**2014:** Appeared in 13 games with 10 starts ... Missed three games with an ankle injury ... Season totals included 43 receptions for 489 yards (11.4 rec. avg.) and team-high 12 TDs ... Earned his second consecutive Pro Bowl selection ... Tied his own Broncos record for TDs (12) by a TE ... Became the first TE in NFL history to register 12-plus receiving TDs in consecutive seasons ... Had nine TDs in the first five games, tied for the most in NFL history ... Finished with six catches of 25-plus yards ... Led the team with a season-high seven receptions for 104 yards (14.9 rec. avg.) and three TDs in the season opener on **9/7 vs. IND** en route to being named AFC Offensive Player of the Week ... Caught Denver QB Peyton Manning's historic 500th TD pass in the first quarter on **10/5 vs. ARI** ... Set the Broncos record for most receiving TDs (seven) through the team's first four games ... Caught two TDs on **10/12 at NYJ**, increasing his season total to nine receiving TDs through five games, tied for the most in NFL history (most-ever by an NFL TE) ... Caught his 10th TD of the season on **11/2 at N.E.** ... Made his 100th career reception and caught his final two TDs of the season on **11/9 at OAK** ... Registered six receptions for 53 yards (8.8 rec. avg.) in the Broncos' 24-13 loss on **1/11/15 vs. IND** in the AFC Divisional Playoff round ...

**2013:** Started 14 games and finished with 65 catches for 788 yards (12.1 rec. avg.) and a career-high 12 TDs ... Earned his first Pro Bowl selection ... Finished tied for fifth in the NFL with 12 receiving TDs ... Posted two 100-yard receiving games and seven games with five or more receptions ... Had at least one TD in 10 of 16 games ... Opened the season with five receptions for 110 yards and two TDs on **9/5 vs. BAL**, posting his first career 100-yard receiving game ... Set career highs in receptions (nine) and receiving yards (122) and added two receiving TDs on **10/6 at DAL** ... Caught a 74-yard TD pass on **11/10 at S.D.** ... Caught his 11th TD of the year on **12/8 vs. TEN** ... Caught Peyton Manning's record-breaking 51st TD pass on a 25-yard completion on **12/22 at HOU**, finishing with six receptions for 78 yards (13.0 rec. avg.) ... Started all three postseason games and caught 18 passes for 188 yards (10.4 rec. avg.) ... Led the team with 76 receiving yards on six receptions (12.7 rec. avg.) in his postseason debut in the AFC Divisional Playoff game on **1/12/14 vs. S.D.** ... Led team with eight receptions for 85 yards (10.6 rec. avg.) in the AFC Championship game on **1/19 vs. N.E.** ...

**2012:** Appeared in the first four games of the season before being declared a game day inactive for the remainder of the season with an ankle injury ...  
**2011:** Saw action in five games with one start as a rookie ... Was one of four rookies to start the season opener on **9/12 vs. OAK** ... Made first career reception for five yards on **9/18 vs. CIN** ... Was inactive for 11 games with an ankle injury.

**COLLEGE:** Played one season of collegiate football ... Was named first-team All-Big Sky Conference after starting 10 of 11 games and posting 29 receptions for 453 yards (15.6 rec. avg.) and two TDs as a senior ... Caught nine passes for 20-plus yards and registered 18 first downs ... Participated in the East-West Shrine Game following his senior season and caught a five-yard TD and two-point conversion for the West team ... Four-year letterman for Portland State's basketball team ... Led team to its first two appearances in the NCAA tournament (2008, 2009) in school history ... Finished as the program's all-time leader in games played (121), career wins (78) and field goal pct. (.663)



# VETERANS



... Averaged 10.8 points and 5.9 rebounds per game and set a school-record with a .671 FG pct. as a senior ... Graduated with a degree in business administration.

**PERSONAL:** Attended Tokay (Lodi, Calif.) High School ... Was a standout power forward and center on the school's basketball team ... Led team to a 25-9 overall record and a San Joaquin Section title during his senior year when he was named co-player of the Year by The Record (San Joaquin) ... Twitter handle is @Julius\_Thomas.

## THOMAS' REGULAR SEASON STATISTICS

### RECEIVING

YEAR	TEAM	GP/GS	NO	YDS	AVG	LG	TD
2011	DEN	5/1	1	5	5.0	5	0
2012	DEN	4/0	0	0	0.0	0	0
2013	DEN	14/14	65	788	12.1	74t	12
2014	DEN	13/10	43	489	11.4	35t	12
<b>NFL totals: 4 yrs.</b>		<b>36/25</b>	<b>109</b>	<b>1,282</b>	<b>11.8</b>	<b>74t</b>	<b>24</b>

## THOMAS' POSTSEASON STATISTICS

### RECEIVING

YEAR	TEAM	GP/GS	NO	YDS	AVG	LG	TD
2013	DEN	3/3	18	188	10.4	37	0
2014	DEN	1/0	6	53	8.8	32	0
<b>NFL totals: 4 yrs.</b>		<b>4/3</b>	<b>24</b>	<b>241</b>	<b>10.0</b>	<b>37</b>	<b>0</b>

## 46 CARSON TINKER

LONG SNAPPER  
6-0 233 LBS.  
ALABAMA  
BORN NOVEMBER 15, 1989  
MURFREESBORO, TENNESSEE  
ACQ: ROOKIE FREE AGENT 2013  
EXP: 3RD YEAR



**GAMES PLAYED/STARTED:** 2013 (16/0), 2014 (16/0)

**NFL TOTALS:** 32 games, 0 starts

**POSTSEASON TOTALS:** 0 games, 0 starts

**TRANSACTIONS:** Originally signed by Jacksonville as an undrafted rookie on 4/27/13.

**PRO:** Third-year LS has played in all 32 games to begin his career ... Was originally signed as an undrafted rookie in 2013 and earned the job in the preseason ... Has seven career special teams tackles ... Was a two-year letterman at Alabama ...

**2014:** Played in all 16 games for the second consecutive season ... Totaled five special teams tackles ... **9/7 at PHI:** Led team with two special teams tackles in the season-opener ... **11/2 at CIN:** Had one special teams tackle ... **11/30 vs. NYG:** Totaled one special teams tackle ... **12/28 at HOU:** Had one special teams tackle ...

**2013:** Played in all 16 games as a rookie ... Won the LS job in the preseason ... Had two special teams tackles ... **9/8 vs. KC:** Made NFL debut and served as long snapper on franchise-record 11 punts ... **9/29 vs. IND:** Saw action as long snapper on special teams and made first career tackle ... **11/17 vs. ARI:** Had one special teams tackle ... **12/1 at CLE:** Had one special teams tackle on punt return in the first quarter.


**COLLEGE:** Two-year letterman ... Appeared in 38 games at LS ... Started all 13 games as a senior and successfully completed 133 of 135 snapping attempts ... As a junior, handled both field goal/extra point duties and punt duties and successfully completed all 130 snapping opportunities (91 FG/PAT and 39 punts) ... As a sophomore, started all 13 games and was 121 of 123 on snapping opportunities (58 PAT, 40 punts and 24 FG) ... As a freshman, saw action in a 45-0 win over Chattanooga on homecoming ... Redshirted in 2008 ... Majored in pre-business.

**PERSONAL:** Attended Riverdale (Tenn.) High School in Murfreesboro, Tenn. ... Led team to an 11-1 record as a senior ... Went 11-2 as a junior.

9

## JEFF TUEL

QUARTERBACK  
6-3 221 LBS.  
WASHINGTON STATE  
BORN FEBRUARY 12, 1991  
FRESNO, CALIFORNIA  
ACQ: WAIVERS (BUFFALO) 2015  
EXP: 2ND YEAR



**GAMES PLAYED/STARTED:** 2013 (2/1), 2014 (ps)

**NFL TOTALS:** 2 games, 1 start

**JAGUARS TOTALS:** 0 games, 0 starts

**POSTSEASON TOTALS:** 0 games, 0 starts

**TRANSACTIONS:** Originally signed by Buffalo as an undrafted rookie on 4/29/13 ... Waived on 8/30/14 ... Signed by Buffalo to the practice squad on 8/31/14 ... Signed by Buffalo to the 90-man offseason roster on 12/29/14 ... Waived on 5/29/15 ... Claimed by Jacksonville off waivers from Buffalo on 6/1/15.

**PRO:** Second-year QB was claimed by Jacksonville off waivers (Buffalo) on June 1, 2015 ... Has appeared in two games with one start after signing with the Bills as an undrafted rookie free agent in 2013 ... Has completed 26 of 59 passes with one TD and three INTs for a 45.1 passer rating ...

**2014:** Spent the 2014 season on Buffalo's practice squad.

**2013:** Played in two games with one start ... Made his NFL debut on **10/3 at CLE**, coming in during the third quarter after QB E.J. Manuel left the game due to injury. Completed 8 of 20 passes for 80 yards and an INT ... Made his first start on **11/3 vs. K.C.** and completed 18 of 39 passes for 229 yards, one TD and two INTs. Threw a 59-yard TD to WR Marquise Goodwin.

**COLLEGE:** Appeared in 31 games with 26 starts ... Completed 531 of 865 career passes for 5,936 yards and 33 TDs ... Posted one 400-yard game, five 300-yard games and nine 250-yard games ... Also rushed for two TDs ... Had 11 multi-TD games ... Ranks first in school history in career completion pct., fifth in completions, sixth in passing attempts, seventh in passing yards, passing TDs and total offense ... As a senior in 2012, appeared in 10 games (seven starts) and completed 212 of 333 passes for 2,091 yards ... As a junior in 2011, appeared in three games with two starts and missed the final five games due to a collar bone injury ... As a sophomore in 2010, started all 12 games and threw for 2,780 yards with 18 TDs and 12 INTs ... Appeared in six games with five starts as a freshman in 2009 ... One of six true freshman to appear in a game ...

**PERSONAL:** Born in Boca Raton, Fla. ... Son of Jeff and Valerie ... Has one sister, Amanda ... Grandfather, Dave Hurm, was an All-American baseball player at Duke ... Uncle, Mark Hurm, played football at the University of Florida ... Won the 2008 scholar-athlete award ... Majored in Psychology ... Twitter handle is @qb10jvt.

81

## BRYAN WALTERS

WIDE RECEIVER / PUNT RETURNER  
6-0 190 LBS.  
CORNELL  
BORN NOVEMBER 4, 1987  
BOTHELL, WASHINGTON  
ACQ: FREE AGENT 2015  
EXP: 2ND YEAR



**GAMES PLAYED/STARTED:** 2010 (ps), 2011 (ps), 2012 (4/0), 2013 (4/1), 2014 (13/0)

**NFL TOTALS:** 21 games, 1 start

**JAGUARS TOTALS:** 0 games, 0 starts

**POSTSEASON TOTALS:** 4 games, 0 starts

**TRANSACTIONS:** Originally signed by San Diego as an undrafted rookie on 4/26/10 ... Waived on 8/5/10 ... Signed by San Diego to the practice squad on 12/1/10 ... Signed by San Diego to the 90-man roster on 1/12/11 ... Waived on 10/31/11 ... Signed by San Diego to the practice squad on 11/2/11 ... Promoted to the active roster on 11/5/11 ... Waived on 11/19/11 ... Signed by San Diego to the practice squad on 11/22/11 ... Promoted to the active roster on 11/26/11 ... Waived on 3/13/12 ... Signed by Minnesota on 4/2/12 ... Waived on 8/25/12 ... Signed by Seattle to the practice squad on 12/20/12 ... Signed by Seattle to the 90-man roster on 1/15/13 ... Waived on 8/31/13 ... Signed by Seattle to the practice squad on 9/2/13 ... Released from the practice squad on 9/21/13 ... Signed by Seattle to the practice squad on 9/23/13 ... Promoted to the active roster on 10/12/13 ... Waived on 11/9/13 ... Signed





# VETERANS



by Seattle to the practice squad on 11/12/13 ... Promoted to the active roster on 12/19/13 ... Waived on 8/30/14 ... Signed by Seattle to the active roster on 9/1/14 ... Waived on 11/1/14 ... Signed by Seattle to the active roster on 11/4/14 ... Signed by Jacksonville on 3/13/15.

**PRO:** WR and return specialist has spent time with San Diego, Minnesota and Seattle before signing with the Jaguars on March 13, 2015 ... Has appeared in 21 games with one start and has caught nine passes for 84 yards (9.3 rec. avg.) and has returned 35 punts for 252 yards (7.2 PR avg.) ... Has appeared in four postseason games, including Super Bowl XLIV, where he returned two punts for six yards ...

**2014:** Saw action in a career-high 13 games ... Season totals include six receptions for 57 yards (9.5 rec. avg.) and one rush for -2 yards ... Caught one pass for five yards on **10/19 at STL** ... Matched his season-long PR with a 21-yarder on **11/23 vs. ARI** ... Appeared in all three postseason games ... Returned one punt for nine yards in the Divisional Playoff game on **1/10/15 vs. CAR** ... Returned three punts for 21 yards in the NFC Championship Game on **1/18/15 vs. G.B.** ... Returned two punts for six yards in Super Bowl XLIV on **2/1/15 vs. N.E.** ...

**2013:** Saw action in four games and made one start ... Saw action at WR on **10/13 vs. TEN** ... Saw action at WR on **10/17 at ARI** ... Saw action at WR on **11/3 vs. T.B.** ... Made his first career start on **12/29 vs. STL** as the third receiver ... Also spent time on Seattle's practice squad during the 2013 season ... Made his postseason debut on **1/19/14 vs. S.F.** in the NFC Championship Game ...

**2012:** Spent the final two weeks of the 2012 season on Seattle's practice squad ...

**2011:** Appeared in four games ... Made his NFL debut on **9/11 vs. MIA** and caught two passes for 21 yards and returned five punts for 38 yards (7.6 PR avg.) ... Caught one pass for six yards on **9/18 at N.E.** and returned one punt for -2 yards ... Saw action at WR on **9/25 vs. K.C.** and returned two punts for nine yards ... Saw action at WR on **11/6 vs. G.B.** ... Also spent time on San Diego's practice squad during the 2011 regular season ...

**2010:** Spent the final five weeks of the 2010 season on San Diego's practice squad.

**COLLEGE:** Became the first player in school history to sign an NFL contract since Kevin Boothe (2006) ... Finished second in the Ivy League with 76.4 receiving yards per game and fifth in the conference with 5.0 receptions per game ... Caught six receiving TDs as a senior ... Second-team All-Ivy selection as a WR and return specialist ... Led the conference and finished fifth in the NCAA with 171.6 all-purpose yards per game, the second-highest in school history ... Three-time Ivy League Special Teams Player of the Week in 2009 ... Had two 100-yard receiving games and five games with 80-plus receiving yards ... Posted three games with 200-plus all-purpose yards, including 338 yards vs. Fordham as a senior ... Set Ivy League career records in PR yards (972) and KR yards (2,790) ... Finished second in conference history in all-purpose yards (5,795) ... Finished fourth in school history in receptions (144) and receiving yards (2,032).

**PERSONAL:** Attended Juanita (Wash.) High School where he was a three-time all-league selection at WR and DB ... Team captain as a senior ... Set the school record for all-purpose yards, total offense in a season and completions and INTs in a game ... Named the team's Offensive MVP as a junior and the school's Most Valuable Player as a senior ... National Football Foundation Scholar-Athlete ... Nominated to play in the Washington State All-Star game ... Named Most Valuable Receiver at the Washington State football camp in the summer of 2005 and was named a first-team all-area safety by the Eastside Journal ... As a senior, completed 74 of 153 passes for 1,190 yards and 12 TDs, rushed for 596 yards and eight TDs ... Three-time all-league selection in baseball and two-year captain and all-league selection in basketball ... Son of Rob and Carol Walters ... Twitter handle is @BWalt19 ... Full name is Bryan Robert Walters.

## WALTERS' REGULAR SEASON STATISTICS

### RECEIVING

YEAR	TEAM	GP/GS	RECS	YDS	AVG.	LG	TD
2011	S.D.	4/0	3	27	9.0	13	0
2013	SEA	4/1	0	0	0.0	0	0
2014	SEA	13/0	6	57	9.5	17	0
<b>NFL totals: 3 yrs.</b>		<b>21/1</b>	<b>9</b>	<b>84</b>	<b>9.3</b>	<b>17</b>	<b>0</b>

### PUNT RETURNS

YEAR	TEAM	GP/GS	NO	FC	YDS	AVG.	LG	TD
2011	S.D.	4/0	8	3	45	5.6	13	0
2013	SEA	4/1	0	0	0	0.0	0	0
2014	SEA	13/0	27	23	207	7.7	21	0
<b>NFL totals: 3 yrs.</b>		<b>21/1</b>	<b>35</b>	<b>26</b>	<b>252</b>	<b>7.2</b>	<b>21</b>	<b>0</b>

72

## JOSH WELLS



OFFENSIVE TACKLE

6-6 310 LBS.

JAMES MADISON

BORN FEBRUARY 14, 1991

MECHANICSVILLE, VIRGINIA

ACQ: ROOKIE FREE AGENT 2014

EXP: 2ND YEAR

**GAMES PLAYED/STARTED:** 2014 (12/0)

**NFL TOTALS:** 12 games, 0 starts

**POSTSEASON TOTALS:** 0 games, 0 starts

**TRANSACTIONS:** Originally signed by Jacksonville as an undrafted rookie on 5/14/14.

**PRO:** One of three undrafted rookies to make opening day roster (Tyler Shatley, Allen Hurns) ...

**2014:** Played in 12 games as a rookie, primarily on special teams ... **9/7 at PHI:** Inactive ... **9/14 at WAS:** Inactive ... **9/21 at IND:** Made NFL debut on special teams ... **9/28 at SD:** Saw action on special teams and in two-TE set ... **10/5 vs. PIT:** Inactive ... **10/12 at TEN:** Saw action as extra tackle and on special teams ... **10/19 vs. CLF:** Dressed but did not play ... **10/26 vs. MIA:** Inserted into the game in the first quarter for Luke Joeckel (concussion) at LT and played the remainder of the game ... **11/2 at CIN:** Saw action on special teams ... **11/9 vs. DAL:** Saw action on special teams ... **11/24 at IND:** Saw action on special teams ... **11/30 vs. NYG:** Inserted into the game in the second quarter for an injured Austin Pasztor at RT and played every snap ... **12/7 vs. HOU:** Saw action on special teams ... **12/14 at BAL:** Saw action on special teams ... **12/18 vs. TEN:** Saw action on special teams ... **12/28 at HOU:** Saw action on special teams.

**COLLEGE:** Four-year letterman ... Started all 12 games as a senior in 2013 while serving as a team captain ... Two-time second-team All-CAA selection ... Was school's top pro prospect as a senior ... Started all 11 games as a junior in 2012 on the OL ... Led an offense that ranked fourth in the CAA with 209.0 rushing yards per game ... Second-team All-CAA selection ... Started the first eight games of the season as a sophomore in 2011 before being sidelined with an injury for the remainder of the season ... Played in 11 games as a freshman in 2010 ... Saw action at TE and DL to fill-in for injury ... Redshirted during the 2009 season ... Majored in sports management.

**PERSONAL:** Four-year letterman at QB for Hanover (Mechanicsville, Va.) High School, where he threw for more than 4,000 yards and 28 TDs while rushing for 900 yards and five TDs ... First-team All-Capital District selection as a senior ... Two-year team captain ... Full name is Joshua Ryan Wells.

77

## BRENNAN WILLIAMS



OFFENSIVE TACKLE

6-6 310 LBS.

NORTH CAROLINA

BORN FEBRUARY 5, 1991

WEST ROXBURY, MASSACHUSETTS

ACQ: FREE AGENT 2015

EXP: 2ND YEAR

**GAMES PLAYED/STARTED:** 2013 (IR)

**NFL TOTALS:** 0 games, 0 starts

**POSTSEASON TOTALS:** 0 games, 0 starts

**TRANSACTIONS:** Originally drafted by Houston in the third round (89th overall) of the 2013 NFL draft ... Waived on 7/21/14 ... Signed by Jacksonville as a free agent on 2/17/15.

**PRO:** Second-year OT was originally selected by Houston in the third round (89th overall) of the 2013 NFL Draft ...

**2014:** Waived by Houston during final cuts ...

**2013:** Spent the 2013 season on injured reserve.

**COLLEGE:** Four-year letterman (2009-2012) ... Named an honorable mention All-ACC selection as a senior in 2012 ... Missed the final four games of the season following shoulder surgery ... As a junior, appeared in all 13 games and played 667 total snaps ... Finished with 30 regular-season knockdowns, third-best on the team ... As a sophomore, appeared in 10 games, seeing action on 108 snaps ... Played 78 snaps as a true freshman ... Majored in communications.



# VETERANS



**PERSONAL:** Attended Catholic Memorial (Mass.) High School ... SuperPrep All-America ... Earned all-conference honors as a junior and senior ... Named all-scholastic by the Boston Globe and Boston Herald ... Member of the "Super 26" team in 2008 as voted by the Massachusetts State Coaches Association ... Four-year varsity player ... Team captain as a senior ... Coached by Alex Campia ... Member of PrepStar's High School All-America Team ... His Father, Brent, played in the NFL from 1986-1993 with the New England Patriots, Seattle Seahawks and New York Jets ... Son of Jacquelyn and Brent Williams.

**[61] STEFEN WISNIEWSKI**

CENTER  
6-3 315 LBS.  
PENN STATE  
BORN MARCH 22, 1989  
PITTSBURGH, PENNSYLVANIA  
ACQ: UNRESTRICTED FREE AGENT (OAKLAND) 2015  
EXP: 5TH YEAR



**GAMES PLAYED/STARTED:** 2011 (16/16), 2012 (15/15), 2013 (14/14), 2014 (16/16)

**NFL TOTALS:** 61 games, 61 starts

**JAGUARS TOTALS:** 0 games, 0 starts

**POSTSEASON TOTALS:** 0 games, 0 starts

**TRANSACTIONS:** Originally drafted by Oakland in the second round (48th overall) of the 2011 NFL Draft ... Signed by Jacksonville as an unrestricted free agent on 4/2/15.

**PRO:** Fifth-year versatile OL has started all 61 games of his NFL career ... Spent the last two seasons with Jaguars offensive coordinator Greg Olson, who served in the same capacity for Oakland ... Has only missed three games in four seasons ... Made the transition to OC following his rookie season in 2011 and has started 45 games over the past three seasons ...

**2014:** Started all 16 games for the second time in his career (2011) despite suffering a torn labrum ... Allowed just 1.5 sacks during the season ... Recovered two fumbles ... Part of the Raiders OL unit that allowed just 28 sacks, the sixth-fewest in the NFL ...

**2013:** Started 14 games ... Missed two midseason games with a knee injury ... Called for a career-low three penalties ... Started at OC and helped pave the way for the offense to total 560 yards, the third-highest mark in Raiders history on **11/3 vs. PHI** ... Started at OC and helped RB Rashad Jennings post 122 total yards, his fourth-straight game with 100-or-more total yards on **11/24 vs. TEN** ...

**2012:** Made the transition to center in his second year ... Started all 15 games after missing the season-opener with a calf injury ...

**2011:** Started all 16 games (15 at LG, one at OC) as a rookie ... Named to the Pro Football Weekly All-Rookie Team ... Helped Raiders rank seventh in the NFL in rushing ... Part of a unit that conceded just 25 sacks, a franchise low and the third-lowest in the league ... Part of the group that earned the Week 6 Top Protectors Award presented by Hall of Fame coach John Madden for their performance on **10/16 vs. CLE**.

**COLLEGE:** First student-athlete in school history to be named an ESPN Academic All-American three times (2008, 2009, 2010) ... Named a first-team All-American following his senior season in 2010 ... As a junior in 2009, made the transition from OG to OC prior to spring practice and emerged as one of the nation's top offensive linemen ... Started every game, played 905 snaps and was selected first-team All-Big Ten by the coaches and media and was named a third-team All-American by Collegefootballnews.com ... As a sophomore in 2008, started all 12 games, including 11 at RG ... Only allowed 13 sacks, the fourth-fewest in the nation ... As a true freshman in 2007, played in eight games ... One of two true freshman to see action during the season ... Named to The Sporting News Freshman All-Big Ten team ... Made his collegiate debut against Buffalo ... Made his first start at RG at Indiana, becoming the first true freshman to start on the offensive line since OC Joe Iorio in 1999 ... Compiled a perfect 4.0 grade-point average during the Spring of 2009 and Fall of 2007 in the Schreyer Honors College.

**PERSONAL:** Son of Leo and Cindy Wisniewski ... Father, Leo, was a second-round selection and played four seasons for the Baltimore Colts as a NT after lettering three times (1979-81) for the Nittany Lions ... Has one sister, Sarah ... Uncle, Steve, played 13 seasons in the NFL and was an eight-time Pro Bowl OG with the Oakland/Los Angeles Raiders and was a two-time All-American during his career at Penn State (1985-88) ... Played for Coach Terry Trotten at Central Catholic (Pa.) High School ... Selected as a U.S. Army All-American following his senior season ... Two-time first-team All-State selection ... Named to the Pittsburgh Post-Gazette Fabulous 22 team and the Pittsburgh Tribune-Review Terrific 25, as well as earning All-Western Pennsylvania honors ... Also lettered on the school's wrestling team ... Member of the National Honor Society Born in Pittsburgh, Pa. ... Full name is Stefen David Wisniewski ...

**[74] SAM YOUNG**

OFFENSIVE TACKLE  
6-8 316 LBS.  
NOTRE DAME  
BORN JUNE 24, 1987  
CORAL SPRINGS, FLORIDA  
ACQ: WAIVERS (BUFFALO) 2013  
EXP: 6TH YEAR



**GAMES PLAYED/STARTED:** 2010 (2/0), 2011 (4/0), 2012 (12/4), 2013 (15/0), 2014 (9/6)

**NFL TOTALS:** 42 games, 10 starts

**JAGUARS TOTALS:** 20 games, 6 starts

**POSTSEASON TOTALS:** 0 games, 0 starts

**TRANSACTIONS:** Originally drafted by Dallas in the sixth round (179th overall) of the 2010 NFL Draft ... Waived on 9/5/11 ... Claimed by Buffalo off waivers on 9/6/11 ... Waived on 10/7/13 ... Claimed by Jacksonville off waivers on 10/8/13.

**PRO:** Fifth-year OT has played in 42 games with 10 starts ... Was claimed off waivers (Buffalo) by Jacksonville on Oct. 8, 2013 ... Drafted in the sixth round by Dallas in 2010 and played in two games before being waived on Sept. 5, 2011 ... Played in 20 games with four starts (all in 2012) for the Bills after being claimed off waivers (via Dallas) on Sept. 6, 2011 ... Played in four games for Buffalo in 2012 before being released on Oct. 7, 2013.

**2014:** Started a career-high six games ... **9/7 at PHI:** Saw action on special teams ... **9/14 at WAS:** Saw action on special teams and was inserted into the game at RT in the second half ... **9/21 at IND:** Started at RT, his first career start with the Jaguars and fifth overall ... **9/28 at SD:** Started at RT ... **10/5 vs. PIT:** Saw action on special teams ... **10/12 at TEN:** Inactive ... **10/19 vs. CLE:** Inactive ... **10/26 vs. MIA:** Inactive ... **11/2 at CIN:** Inactive ... **11/9 vs. DAL:** Inactive ... **11/23 at IND:** Inactive ... **11/30 vs. NYG:** Inactive ... **12/7 vs. HOU:** Started at RT ... **12/14 at BAL:** Started at RT ... **12/18 vs. TEN:** Started at RT and part of OL that helped club rush for 177 yards on 25 carries (7.1 avg.) with two TDs ... **12/28 at HOU:** Started at RT ...

**2013:** Played in 15 games, four for Buffalo and 11 for Jacksonville ... Began season with Bills before being released on Oct. 7 ... Claimed off waivers by the Jaguars on Oct. 8 ... Made Jaguars debut on **10/13 at DEN** and saw action on special teams ... **11/10 at TEN:** Saw action on special teams and for one play at LT in the third quarter ...

**2012:** Appeared in a career-high 12 games with four starts for Buffalo and was only penalized one time (false start) ...

**2011:** Saw action in four games for the Bills ...

**2010:** Played in two games for the Cowboys after being selected in the sixth round (179th overall) out of Notre Dame.

**COLLEGE:** Started 50 consecutive games (school-record at the time) on the offensive line (40 at LT, 10 at RT) ... In 2009, helped the Irish become one of the most prolific offenses in the country, rolling up more than 450 yards per game ... Became the first freshman to start every game in his career since freshmen officially became eligible in 1972 ... Named 2006 first-team Freshman All-America by The Sporting News ... Majored in Management-Entrepreneurship after enrolling in the Mendoza College of Business.

**PERSONAL:** Attended St. Thomas Aquinas High School (Fort Lauderdale, Fla.) where he played for coach George Smith ... First-team All-America offensive lineman on USA Today prep All-America squad ... Rated top lineman and one of 16 candidates for Parade All-America High School Player of the Year award ... During his junior and senior seasons, did not allow a single sack ... Named the 2005 Florida Gatorade Player of the Year in 2005 ... Played in the 2006 U.S. Army All-American Bowl ... Won the state title in shot put setting multiple school records at St. Thomas Aquinas.





# FIRST-YEAR PLAYERS



73

## CODY BOOTH

OFFENSIVE TACKLE  
6-4 292 LBS.  
TEMPLE  
BORN APRIL 22, 1991  
LANCASTER, PENNSYLVANIA  
ACQ: ROOKIE FREE AGENT 2014  
EXP: 1ST YEAR



**GAMES PLAYED/STARTED:** 2014 (ps)  
**NFL TOTALS:** 0 games, 0 starts  
**JAGUARS TOTALS:** 0 games, 0 starts  
**POSTSEASON TOTALS:** 0 games, 0 starts  
**TRANSACTIONS:** Originally signed by Chicago as an undrafted rookie on 5/11/14 ... Waived on 8/1/14 ... Signed by Jacksonville on 8/16/14 ... Waived on 8/29/14 ... Signed by Jacksonville to the practice squad on 9/1/14 ... Waived on 9/9/14 ... Signed by Jacksonville to the practice squad on 9/16/14 ... Signed by Jacksonville to the 90-man roster on 12/29/14.

**PRO:** First-year OT has spent time with Chicago and Jacksonville ... Entered NFL as an undrafted rookie with the Bears in 2014 ...

**2014:** Spent the majority of the 2014 season on Jacksonville's practice squad.


**COLLEGE:** Four-year letterman ... Played for Head Coach Matt Rhule at Temple, former offensive line coach for the New York Giants ... Converted to LT as a senior after three seasons at TE and started 11 of 12 games ... As a junior, started all 11 games and caught 17 passes for 137 yards and a team-high four TDs, despite serving as primarily a run-blocking TE ... Also served as the team's long snapper ... As a sophomore, played in all 13 games with four starts ... As a freshman in 2010, played in five games, mostly on special teams ... Redshirted during the 2009 season.

**PERSONAL:** Three-year letterman at Penn Manor (Lancaster, Penn.) High School where he played WR, TE and DE under coach Todd Mealy ... Two-time All-Lancaster selection ... Career totals include 48 receptions for 700 yards and four TDs on offense and 118 solo tackles and 15.0 sacks on defense ... Also played basketball ... Full name is Cody Scott Booth ... Has one older brother, Zachary ... Twitter handle is @Booof38.

79

## IKPONWOSA IGBINOSUN

DEFENSIVE END  
6-3 286 LBS.  
SOUTHERN CONNECTICUT STATE  
BORN SEPTEMBER 10, 1990  
RAHWAY, NEW JERSEY  
ACQ: FREE AGENT 2015  
EXP: 1ST YEAR



**GAMES PLAYED/STARTED:** 2012 (ps), 2013 (ps), 2014 (ps)  
**NFL TOTALS:** 0 games, 0 starts  
**POSTSEASON TOTALS:** 0 games, 0 starts  
**TRANSACTIONS:** Originally signed by Pittsburgh as an undrafted rookie on 4/30/12 ... Waived on 8/31/12 ... Signed by Dallas to practice squad on 12/19/12 ... Waived on 8/2/13 ... Signed by Buffalo as a free agent on 12/30/13 ... Waived on 8/30/14 ... Signed by Buffalo to practice squad on 8/31/14 ... Signed by Jacksonville as a free agent on 1/7/15.

**PRO:** First-year DE has spent time with Pittsburgh, Dallas and Buffalo ... Spent the entire 2014 season on the Bills practice squad ... Entered NFL as a rookie free agent with Dallas in 2012 ... Four-year letterman at Southern Connecticut State ...

**2014:** Spent preseason with Buffalo before he was waived on final cuts ... Signed to Bills practice squad on Aug. 31 where he spent the remainder of the season ...

**2013:** Was with Dallas for entire offseason and was waived during training camp on Aug. 2 ... Finished the season on the Bills practice squad after being signed on Nov. 12 ...

**2012:** Joined Pittsburgh as a rookie free agent ... Was waived on final cuts and signed by Dallas to the practice squad during final week of regular season.

**COLLEGE:** Played four seasons at Southern Connecticut State where he earned first-team All-Northeast Conference as a senior ... Registered 58 tackles, 12 tackles for loss, seven sacks, two forced fumbles and two fumble recoveries in


his final collegiate season ... Had 40 tackles as a junior and 28 tackles and six tackles for loss as a sophomore ... Majored in sports management.

**PERSONAL:** Attended Rahway (N.J.) High School where he led the team to two conference titles and the No. 1 ranking in the country ... Earned All-Area and All-Conference honors as a senior ... Son of Mercy and Solomon Igbinosun ... Name is pronounced EEK-pom-osa EEG-bin-oh-sin ... Has five brothers, Osarumen, Oghogho, Armen and Osazuwamen, and two sisters, Imagbho and Iriagbense ... First member of his family to be born in the United States ... Name means "Grace from God" in Nigerian ... Twitter handle is @IkeIgbinosun.

6

## STEPHEN MORRIS

QUARTERBACK  
6-2 218 LBS.  
MIAMI (FLA.)  
BORN AUGUST 27, 1992  
MIAMI, FLORIDA  
ACQ: ROOKIE FREE AGENT 2014  
EXP: 1ST YEAR



**GAMES PLAYED/STARTED:** 2014 (0/0)  
**NFL TOTALS:** 0 games, 0 starts  
**POSTSEASON TOTALS:** 0 games, 0 starts  
**TRANSACTIONS:** Originally signed by Jacksonville as an undrafted rookie on 5/12/14.

**PRO:** First-year QB spent the majority of his rookie season on the Jaguars practice squad ... Joined Jaguars as a rookie free agent ... Signed to 53-man roster for final two games ... Was a four-year letterman at Miami ...

**2014:** Spent first 15 weeks on the Jaguars practice squad before he was signed to 53-man roster on Dec. 17 ... Dressed but did not play on 12/18 vs. TEN and was inactive on 12/28 at HOU.


**COLLEGE:** Four-year letterman ... Started the final 25 games of his career at QB ... Career totals include 7,896 passing yards after completing 551 of 955 passes for a 57.7 comp. pct. ... As a senior in 2013, threw for 3,028 yards and 21 TDs, with a 57.6 comp. pct. ... Second QB in school history with multiple 3,000-yard passing seasons ... Third-team ALL-ACC selection by ACSMA and league's coaches ... Competed in the senior bowl ... As a junior in 2012, started all 12 games at QB ... Threw for a career-high 3,345 yards, the fifth-most in school history ... His 245 completions were the second-most in school history and his 421 pass attempts set the school record ... Broke Bernia Kosar's (1984) record by amassing 3,415 total yards of offense ... Named the team's Offensive MVP and recipient of the Captain's Award ... As a sophomore in 2011, saw action in five games with one start ... Completed 26 of 37 passes for 283 yards and two INTs ... Did not participate in spring drills after undergoing off-season back surgery ... As a true freshman in 2010, played in six games with four starts to finish the season ... Had a team-high 125.01 QB efficiency rating after completing 82 of 153 passes for 1,240 yards.

**PERSONAL:** Attended Monsignor Pace (Miami, Fla.) High School ... As a senior, completed 96 of 179 passes for 1,531 yards, 22 TDs and six INTs while rushing for 125 yards and one TD ... As a junior, completed 64 pct. of his passes and threw for 2,005 yards, 19 TDs and nine INTs ... Career totals include 240 of 404 passing for 3,536 yards en route to All-Miami-Dade Recognition as a junior and senior ... Twitter handle is @S\_Morris17 ... Full name is Stephen Michael Morris.

2

## JASON MYERS

KICKER  
5-10 180 LBS.  
MARIST  
BORN MAY 12, 1991  
CHULA VISTA, CALIFORNIA  
ACQ: FREE AGENT 2015  
EXP: 1ST YEAR



**GAMES PLAYED/STARTED:** 2014 (AFL)  
**NFL TOTALS:** 0 games, 0 starts  
**POSTSEASON TOTALS:** 0 games, 0 starts  
**TRANSACTIONS:** Originally signed by Jacksonville as a free agent on 3/3/15.

**PRO:** Spent time with Arizona and San Jose of the Arena Football League in 2014 ...

**COLLEGE:** Four-year letterman (2009-12) ... Also served as team's punter as a senior ... Made 5 of 10 FGs in final season with a long of 40 yards ... Averaged



# FIRST-YEAR PLAYERS



39.0 yards on 56 punts with 16 downed inside the 20 ... Led PFL with 22 touchbacks on 49 kickoffs ... Led team in scoring as a junior with 41 points, connecting on 6 of 7 FGs and 23 of 25 PATs ... Recorded 13 touchbacks on 42 kickoffs ... Tallied 43 points as a sophomore, hitting on 5 of 10 FGs and 28 of 31 PATs ... Added two tackles and one fumble recovery ... Played in all 11 games as a freshman and made 8 of 11 FGs and finished with 41 points.

**PERSONAL:** Attended Mater Dei Catholic (Calif.) High School ... Four-year letterman in football and soccer and also played baseball ... Named Mesa Kicker of the Year as a senior ... Named South Bay Kicker of the Year as a junior ... Played on the state championship soccer team as a senior and was named San Diego Division IV CIF Player of the Year ... Son of Donny and Mary Myers ... Full name: Jason Myers.

**[ 4 ] KASEY REDFERN**

KICKER  
6-2 215 LBS.  
WOFFORD  
BORN SEPTEMBER 26, 1991  
JAMESTOWN, NORTH CAROLINA  
ACQ: FREE AGENT 2015  
EXP: 1ST YEAR



**NFL TOTALS:** 0 games, 0 starts  
**JAGUARS TOTALS:** 0 games, 0 starts  
**POSTSEASON TOTALS:** 0 games, 0 starts  
**TRANSACTIONS:** Originally signed by Jacksonville as an undrafted rookie on 6/19/14 ... Waived on 8/29/14 ... Signed by Jacksonville to the 90-man roster on 1/27/15.

**PRO:** First-year K spent the 2014 preseason with Jacksonville before being waived during final cuts ...

**2014:** Originally signed by Jacksonville as an undrafted free agent on June 19 ... Waived on Aug. 29 ... Was not in the NFL during the 2014 regular season.

**COLLEGE:** Four-year letterman (2010-13) ... Played in every game as a senior in 2013, punted 48 times with 11 punts inside the 20 ... Had 19 touchbacks on 48 kickoffs and made six of 10 FGs ... As a junior in 2012, played in all 13 games as the punter and place kicker ... Punted 44 times with a 40.1-yard avg. with 11 punts inside the 20 ... Had 70 kickoffs with 32 touchbacks ... Converted 15 of 16 PATs ... Made five of nine FGs, including a school-record 53-yarder ... As a sophomore in 2011, played in all 11 games at punter and place kicker and punted 28 times with a 37.1-yard avg. ... Played in all 13 games as a freshman in 2010 ... Named to the Southern Conference All-Freshman Team with 26 punts, including five inside the 20 ... Majored in accounting.

**PERSONAL:** Attended Ragsdale (Jamestown, N.C.) High School where he kicked and punted for three seasons for head coach Tommy Norwood ... Played in the 2009 Shrine Bowl ... Had 23 punts inside the 20 as a senior in 2009 ... Two-time All-Conference selection and All-State in 2009 ... Won the conference championship during the 2008 and 2009 seasons ... Also lettered in swimming ... Son of Kevin and Kelly Redfern ... His brother, Kody, played tennis at Catawba.

**[ 25 ] PEYTON THOMPSON**

CORNERBACK  
5-10 180 LBS.  
SAN JOSE STATE  
BORN SEPTEMBER 26, 1990  
ABILENE, TEXAS  
ACQ: FREE AGENT 2014  
EXP: 1ST YEAR



**GAMES PLAYED/STARTED:** 2012 (ps), 2013 (ps), 2014 (2/0)  
**NFL TOTALS:** 2 games, 0 starts  
**JAGUARS TOTALS:** 2 games, 0 starts  
**POSTSEASON TOTALS:** 0 games, 0 starts  
**TRANSACTIONS:** Originally signed by Atlanta as an undrafted rookie on 4/30/12 ... Waived on 8/31/12 ... Signed by Atlanta to the practice squad on 9/1/12 ... Signed by Atlanta to the 90-man roster on 1/21/13 ... Waived on 8/30/13 ... Signed by Washington to the practice squad on 11/26/13 ... Signed by Washington to the 90-man roster on 13/31/13 ... Waived on 8/9/14 ... Signed by Chicago on 8/18/14 ... Waived on 8/24/14 ... Signed by Jacksonville to the practice squad on 9/1/14 ... Signed to Jacksonville's active roster on 10/25/14 ... Waived on 11/11/14 ... Signed by Jacksonville to the practice squad on 11/12/14.

**PRO:** First-year CB has spent time with Atlanta, Washington, Chicago and Jack-

sonville ... Entered NFL as an undrafted rookie with the Falcons in 2012 ...

**2014:** Saw action in two games and made his NFL debut on 11/2 at CIN ... Saw action on special teams on 11/9 vs. DAL (London) ...

**2013:** Spent the offseason with the Atlanta Falcons before being released on Aug. 30 ... Signed to the Redskins' practice squad in Week 13 ...

**2012:** Spent the entire 2012 season on the Atlanta Falcons' practice squad.

**COLLEGE:** Credited with 186 tackles (125 solo), 10.5 tackles for loss, seven interceptions, one sack, two forced fumbles, two fumble recoveries and 22 passes defended in his four seasons at San Jose State ... As a senior in 2011, played in all 13 games with 11 starts ... Shared the team lead with 10 pass break-ups and finished second on the team with two interceptions that year ... Also added 82 total tackles, which ranked third for the Spartans ... Graduated with a degree in sociology.

**PERSONAL:** Attended Granite Bay (Calif.) High School, where he was a two-time Sacramento Bee honorable mention All-Metro ... Lettered in football and track ... Averaged 6.4 yards per carry, caught 21 passes for 292 yards and averaged 25.7 yards per kickoff return in 2007 ... Set a school record in the 400-yard dash (48.2 seconds) ... Native of Abilene, Texas.

**[ 84 ] TONY WASHINGTON**

WIDE RECEIVER  
5-11 198 LBS.  
APPALACHIAN STATE  
BORN OCTOBER 18, 1990  
HIGH POINT, NORTH CAROLINA  
ACQ: FREE AGENT 2014  
EXP: 1ST YEAR



**GAMES PLAYED/STARTED:** 2014 (ps)  
**NFL TOTALS:** 0 games, 0 starts  
**POSTSEASON TOTALS:** 0 games, 0 starts  
**TRANSACTIONS:** Originally signed by Indianapolis as an undrafted rookie on 5/11/14 ... Waived on 8/25/14 ... Signed by Jacksonville to the practice squad on 9/1/14.

**PRO:** Undrafted rookie WR has spent time with Indianapolis and Jacksonville ...

**2014:** Originally signed by Indianapolis as an undrafted rookie free agent before being waived on Aug. 25 ... Signed by Jacksonville to the practice squad on Sept. 1.

**COLLEGE:** Four-year letterman ... Played in 49 games and totaled 139 receptions for 1,837 yards and 10 TDs ... Also scored two rushing TDs ... Ranked eighth in school history in receptions and receiving yards ... As a senior in 2013, led the SoCon with 939 receiving yards and added 64 receptions en route to first-team all-conference honors ... Ranked 11th in the NCAA with a 27.3-yard kick return average ... His 23.4-yard career kick return average ranks fifth in school history ... Graduated with a 3.80 grade point average ... Received degree in architectural design ... Earned a perfect 4.0 grade point average in the 2012 fall semester ... Winner of the architectural design department's portfolio competition in the spring of 2013.

**PERSONAL:** Attended T.W. Andrews (N.C.) High School where he played for coach Rodney McCoy ... Tallied 16 touchdowns in 12 games (eight receiving, five rushing, three kickoff returns) and also threw one touchdown pass ... Achieved a 4.6 grade point average in high school ... Son of Barbara and Michael Washington ... Full name is Michael Anthony Washington II.






# 2015 DRAFT CLASS



NAME	POSITION	SCHOOL	ROUND	OVERALL SELECTION
Dante Fowler Jr.	DE	Florida	1	3
T.J. Yeldon	RB	Alabama	2	36
A.J. Cann	G	South Carolina	3	67
James Sample	SS	Louisville	4	104
Rashad Greene	WR	Florida State	5	139
Michael Bennett	DT	Ohio State	6	180
Neal Sterling	WR	Monmouth	7	220
Ben Koyack	TE	Notre Dame	7	229

## 56 DANTE FOWLER JR.

DEFENSIVE END  
6-3 261 LBS.  
FLORIDA  
BORN AUGUST 3, 1994  
ST. PETERSBURG, FLORIDA  
ACQ: 1ST ROUND OF 2015 DRAFT (3RD)  
EXP: ROOKIE



Declared for the NFL Draft following his junior season ... First defensive player selected in the 2015 NFL Draft (QB Jameis Winston-T.B. and QB Marcus Mariota-TEN were selected with the first and second overall picks, respectively) ... Second-highest defensive player drafted in Jaguars history (LB Kevin Hardy was selected 2nd overall in 1996) ... Joined RB Fred Taylor (9th, 1998), S Reggie Nelson (21st, 2007) and DE Derrick Harvey (8th, 2008) as the only players in franchise history to be drafted out of the University of Florida in the first round ... Joins Harvey as the only DEs selected in the first round in franchise history ... Ninth player selected by the Jaguars from the University of Florida, the most of any college/university in franchise history ... Became third Florida DE in last three years to be drafted in first round ... Suffered a torn ACL on May 18, 2015 in Jaguars rookie mini-camp ...

**COLLEGE:** Played in 37 games with 25 starts ... Career totals included 140 tackles (73 solo), 34 tackles for loss, 14.5 sacks, five forced fumbles, two fumble recoveries and two passes defended ... Started the final 24 games of his career ... Served as a team captain his junior season and two games as a sophomore ... Declared for the NFL Draft following his junior season ...

**2014:** Started all 12 games as a junior ... Season totals included 60 tackles, 15.0 tackles for loss, 8.5 sacks, 17 QB hurries, two forced fumbles and one fumble recovery ... Served as a team captain ... Finished fourth on the team with 60 tackles ... Led the team with 15.0 tackles for loss and 8.5 sacks ... Posted a team-high 17 QB hurries ... First-team All-SEC selection by the league's coaches, ESPN.com and Phil Steele ... Named a second-team All-America selection by Sporting News and Walter Camp and a fourth-team All-America selection by Phil Steele ... Earned honorable mention All-America honors from Sports Illustrated ... Voted the team's Ray Graves Award winner (Team MVP) and school's Defensive MVP ... Made six tackles (three solo), including 2.0 tackles for loss and registered his first sack and first forced fumble of the season on **9/13 vs. Kentucky** ... Registered a career-high 11 tackles on **10/11 vs. LSU** ... Posted a career-high 3.0 sacks on **1/3/15 vs. East Carolina** in the team's Birmingham Bowl victory

**2013:** Started all 12 games as a sophomore ... Season totals include 50 tackles, 10.5 tackles for loss, seven QB hurries, 3.5 sacks and three forced fumbles ... Led the team with 10.5 tackles for loss and finished second on the team with 3.5 sacks ... Finished fifth on the team and led all defensive linemen with 50 total tackles ... Named a second-team All-SEC selection by the media ... Selected to the College Football News All-Sophomore team ... Named the Athlon Sports National Defensive Player of the Week and the SEC Defensive Player of the Week for his performance on **9/21 vs. Tennessee** in which he registered 3.0 tackles for loss, including 1.0 sack and forced two fumbles and recovered one fumble ... Posted 2.0 sacks on **9/28 at Kentucky** ... Named to Phil Steele's midseason All-SEC first-team ...

**2012:** Saw action in all 13 games and made one start as a true freshman ... Season totals include 30 tackles, 8.5 tackles for loss and 2.5 sacks ... Finished second on the team among freshmen with 30 tackles (13 solo) ... Named a first-team SEC Coaches' All-Freshman selection for DL ... Named a CBSSports.com Freshman All-America selection and second-team All-Freshman choice by Scout.com, Phil Steele and FoxSportsNext.com ... Made his collegiate debut on **9/1 vs. Bowling Green** and posted three tackles (two solo), including 0.5 tackles for loss ... Made his first career start on **11/3 vs. Missouri** ... Posted the first sack of his career on **10/20 vs. South Carolina** ...

**HIGH SCHOOL:** Attended Lakewood Senior (St. Petersburg, Fla.) High School, where he played for Head Coach Cory Moore ... A five-star prospect ranked as the No. 3 weakside defensive side and No. 28 recruit overall by Rivals.com ... Ranked in the Rivals100 national list (No. 28), as well as the ESPN

150 national list (No. 71) ... Named an Honorable Mention All-American by Sports Illustrated ... Competed in the 2012 Under Armour All-American Game ... Helped Lakewood to a 7-4 record as a senior ... Also competed as a shot putter, recording a top-throw of 14.32 meters.


**PERSONAL:** Native of St. Petersburg, Fla. ... Son of Lanora and Dante Fowler Sr. ... Has one son, Dante Fowler III, who is three years old ... Has two younger brothers, Donterio and Cam'Ron ... Twitter handle is @DanteFowler.

## DANTE FOWLER JR. COLLEGE STATISTICS

YEAR	GP/GS	TKL	SOLO	ASST	SACKS	FF	FR	INT	PD	TFL
2012	13/ 1	30	13	17	2.5	0	0	0	1	8.5
2013	12/12	50	31	19	3.5	3	1	0	1	10.5
2014	12/12	60	29	31	8.5	2	1	0	1	15.0
<b>TOTALS</b>	<b>37/25</b>	<b>140</b>	<b>73</b>	<b>67</b>	<b>14.5</b>	<b>5</b>	<b>2</b>	<b>0</b>	<b>3</b>	<b>34.0</b>

## 24 T.J. YELDON

RUNNING BACK  
6-1 226 LBS.  
ALABAMA  
BORN OCTOBER 2, 1993  
DAPHNE, ALABAMA  
ACQ: 2ND ROUND OF 2015 DRAFT (36TH)  
EXP: ROOKIE



**COLLEGE:** Appeared in 39 games with 21 starts ... Finished fourth in school history with 3,322 career rushing yards and third with 37 career rushing TDs ... Only player in school history to rush for 1,000-plus yards in his first two seasons ... Fifth player in program history to rush for 1,000-plus yards in multiple seasons, joining Johnny Musso (1970-71), Bobby Humphrey (1986-87), Shaun Alexander (1998-99) and Kenneth Darby (2004-05) ... Finished 243 yards behind Shaun Alexander's school record of 3,565 yards (1996-99) ... Only player in school history to be named the Dixie Howell Memorial Most Valuable Player of the A-Day Game three times ... Declared for the NFL Draft following his junior season ...

**2014:** Appeared in 13 games with 10 starts as a junior ... Rushed for 979 yards and 11 TDs on 194 carries (5.0 rush avg.) and caught 15 passes for 180 yards (12.0 rec. avg.) and one TD ... Posted 19 explosive rushes of 12 yards or more ... Served as the school's starting RB for the second-straight season ... Named a second-team All-SEC selection by the league's coaches ... Missed reaching his third consecutive 1,000 rushing yard season by 21 yards ... Posted four 100-yard rushing games to increase his career total to 15, tied for the most in school history ... Named Offensive Player of the Week by the school's coaches on four occasions: season-opener vs. West Virginia, vs. Ole Miss, vs. Texas A&M and vs. #1 Mississippi State ... Posted a team-high 47 first-down rushes and nine first-down receptions ... Rushed for 126 yards and two TDs on 23 carries (5.5 rush avg.) on **8/30 vs. West Virginia** ... Rushed 20 times for 123 yards (6.2 rush avg.) on **10/4 vs. Ole Miss** ... Rushed for 114 yards and two TDs in the first half on **10/18 vs. Texas A&M** and averaged 8.7 yards per carry ... Totaled 127 rushing yards and two TDs on 19 carries on **11/29 vs. Auburn** ...

**2013:** Appeared in 12 games with 11 starts as a sophomore ... Posted career-highs in carries (207), rushing yards (1,235), rushing TDs (14), receptions (20) and receiving yards (183) ... Took over as the team's starting RB, replacing 2013 NFL Rookie of the Year Eddie Lacy ... First-team All-SEC selection by the league's coaches and second-team All-SEC by the AP ... Ranked 25th in the nation with 102.9 rushing yards per game ... Led the SEC with 123.5 rushing yards per game (988 yards and 11 TDs) in conference play ... Produced six 100-yard rushing games ... Named the team's Offensive Player of the Week on five occasions (Ole Miss, Tennessee, LSU, Mississippi State and Auburn) ... Rushed for 149 yards on 25 carries with one TD on **9/14 vs. Texas A&M** ... Rushed for 121 yards on 17 carries, including the longest run of his career - a 68-yard TD in the third quarter - on **9/28 vs. Ole Miss** ...

**2012:** Saw action in 14 games as a true freshman ... Set school freshman record for rushing yards (1,108) and tied Heisman Trophy winner Mark Ingram's



# 2015 DRAFT CLASS



freshman record of 12 rushing TDs ... Rushed for 111 yards and one TD in his college debut ... Named Freshman All-American by Sporting News and Scout.com ... Named to the SEC All-Freshman Team by the league's coaches ... Became the first true freshman to rush for 1,000 yards in a season and the first to rush for 100-plus yards in his debut in school history ... Rushed for 100-plus yards on five occasions ... Averaged 6.3 yards per carry, second-best (behind Lacy) among the SEC's top-15 running backs ... Also caught 11 passes for 131 yards and one TD ... Had 13 total TDs ... Joined Lacy as the first pair of Tide running backs to rush for 1,000 yards in the same season ... Rushed for 111 yards and one TD to become Alabama's first true freshman to run for at least 100 yards in his debut game on **9/1 vs. Michigan** ... Rushed for 108 yards and one TD on 21 carries in Alabama's Discover BCS National Championship Game victory over on **1/7/13 vs. Notre Dame**.

**HIGH SCHOOL:** Attended Daphne (Ala.) High School where he played for coach Glenn Vickery ... Named Mr. Football for the state of Alabama by the Alabama Sports Writers Association ... First-team All-State selection by the ASWA ... Second-team USA Today High School All-America selection ... Five-star recruit according to Rivals.com and 247sports.com ... Projected as the nation's top RB and No. 2 overall player in Alabama by 247sports.com ... Rushed for 2,193 yards on 232 carries and scored 31 TDs as a senior in 2011, averaging 9.5 yards per carry ... Also caught 19 passes for 506 yards and one TD ... Totaled 1,112 rushing yards and 18 rushing TDs as a junior in 2010, while also catching a career-high 34 passes for 504 yards and five TDs ... Rushed for 1,121 yards on 201 carries as a sophomore, with 34 catches for 361 yards and one TD ... Totaled 227 rushing yards and one TD as a freshman, while hauling in 131 receiving yards and a TD ... Finished his high school career with 4,653 rushing yards and 65 rushing TDs and added 1,502 receiving yards and eight receiving TDs ... Totaled 6,155 scrimmage yards in four years with 73 TDs ... Won the 2010 Alabama 6A State Championship ... Chose Alabama over Auburn, Florida, Arkansas and Clemson.

## T.J. YELDON COLLEGE STATISTICS

YEAR	GP/GS	RUSHING					RECEIVING				
		NO	YDS	AVG	LG	TD	NO	YDS	AVG	LG	TD
2012	14/0	175	1,108	6.3	43	12	11	131	11.9	28	1
2013	12/11	207	1,235	6.0	68	14	20	183	9.1	23	0
2014	13/10	194	979	5.0	31	11	15	180	12.0	37	1
<b>TOTALS</b>	<b>39/21</b>	<b>576</b>	<b>3,322</b>	<b>5.8</b>	<b>68</b>	<b>37</b>	<b>46</b>	<b>494</b>	<b>10.7</b>	<b>37</b>	<b>2</b>

[60]

## A.J. CANN

GUARD  
6-3 313 LBS.  
SOUTH CAROLINA  
BORN OCTOBER 3, 1991  
BAMBERG, SOUTH CAROLINA  
ACQ: 3RD ROUND OF 2015 DRAFT (67TH)  
EXP: ROOKIE



Second player drafted by the Jaguars from the University of South Carolina ...

**COLLEGE:** Four-year starter ... Started in 51 games, the second-most in school history (T.J. Johnson, 53) ... Three-time member of the SEC Fall Academic Honor Roll ...

**2014:** Named first-team All-America by Sporting News, ESPN.com and CBSSportsline.com, was a second-team All-American by Walter Camp, Associated Press and Sports Illustrated, and was a third-team selection by College Sports Madness ... Earned first team All-SEC honors by the coaches and ESPN.com and was a second-team pick by the AP ...

**2013:** Voted a permanent team captain as a junior ... Started every game ... was a first-team midseason and third-team postseason All-SEC selection by Phil Steele ... Member of the SEC Fall Academic Honor Roll ... Presented with the Everyday Hustle Award for the offense at the spring game ...

**2012:** Redshirt sophomore offensive lineman ... Started 12 of 13 games at LG ... Earned a spot on Phil Steele's third-team Midseason All-SEC squad ...

**2011:** Redshirt freshman who started every game at left guard ... One of seven Gamecocks to earn a start in every contest ... First-team Freshman All-American by CollegeFootballNews.com, CBSSports.com, FOXSportsNext.com and Phil Steele ... Coaches' and Rivals.com SEC All-Freshman team ...

**2010:** Redshirted as a true freshman.


**HIGH SCHOOL:** Played on both sides of the ball for Head Coach Kevin Crosby at Bamberg-Ehrhardt (S.C.) High School ... Graded out at 96 percent with 60 knockdown blocks as an offensive tackle ... Did not give up a sack ... Also logged 95 tackles, 24 tackles for loss and six sacks as defensive lineman ...

**PERSONAL:** A.J. Cann's given name is Aaron ... Born October 3, 1991 ... Majored in African American studies ... Twitter handle is @AJCann50.

[36]

## JAMES SAMPLE

SAFETY  
6-2 209 LBS.  
LOUISVILLE  
BORN JUNE 23, 1992  
SACRAMENTO, CALIFORNIA  
ACQ: 4TH ROUND OF 2015 DRAFT (104TH)  
EXP: ROOKIE



First player from Louisville selected by the Jaguars in team draft history ...

**COLLEGE:** Played his junior season with Louisville after transferring from American River College (Calif.) and the University of Washington ...

**2014:** Played in all 13 games and made 13 starts with Louisville ... Led the team with 90 tackles ... Second on the team with four INTs ... Totaled eight tackles and one INT in his first start at UL on **9/1 vs. Miami** ... Credited with six tackles and three pass break-ups on **9/13 at Virginia** ... Recorded his second INT on **10/3 at Syracuse** ... Totaled 14 tackles and one INT on **10/11 at Clemson** ... Registered 11 tackles on **10/18 vs. NC State** ... Totaled a career-high 15 tackles in a loss on **10/30 vs. Florida State** ... Had seven tackles and an INT on **11/29 vs. Kentucky** ... Totaled 14 tackles and broke up three passes in Belk Bowl loss on **12/30 vs. Georgia** ...

**2013 (at American River College):** Played one season at American River College in California ...

**2012 (at Washington):** Saw action in three games as a sophomore ...

**2011 (at Washington):** Saw action in two games as a freshman, before his season was cut short due to injury.

**HIGH SCHOOL:** Played at Grant High School in Sacramento, Calif. for head coach Mike Alberghini ... Rated as a four-star recruit by Rivals.com ... Ranked as the No. 9 safety in the country and No. 15 prospect in California as a senior by Rivals.com ... Recorded 109 tackles as a senior ... Named a high school All-American as a senior and voted to participate in the U.S. Army All-America Bowl ... Named first-team All-CIF San Joaquin Section, first-team All-Metro by the Sacramento Bee, first-team All-Delta Valley Conference and first-team All-NorCal by NorCalPreps.com as a senior ... Dubbed a third-team all-state performer by ESPN.com in 2011 ... Helped lead Grant to a 12-1 record as a junior, totaling 111 tackles ... Named first-team All-Metro and a PrepStar All-American as a junior.

**PERSONAL:** Single ... Born on June 23, 1992.

## JAMES SAMPLE COLLEGE STATISTICS

YEAR	GP/GS	TKL	SOLO	ASST	SACKS	FF	FR	INT	PD	TFL
2011*	2/0	1	1	0	0	0	0	0	0	0
2012*	3/0	0	0	0	0	0	0	0	0	0
2014	13/13	90	74	16	0-0	0	0	4	8	2
<b>TOTALS</b>	<b>18/18</b>	<b>91</b>	<b>75</b>	<b>16</b>	<b>0-0</b>	<b>0</b>	<b>0</b>	<b>4</b>	<b>8</b>	<b>2</b>

\* Played at Washington

[13]

## RASHAD GREENE

WIDE RECEIVER  
5-11 182 LBS.  
FLORIDA STATE  
BORN SEPTEMBER 23, 1992  
ALBANY, GEORGIA  
ACQ: 5TH ROUND OF 2015 DRAFT (139TH)  
EXP: ROOKIE



Joins Telvin Smith (5th round, 2014) as former Seminoles currently on the Jaguars roster ... Attended St. Thomas Aquinas (Fort Lauderdale, Fla.) High School, the same high school as OG Brandon Linder and OT Sam Young.

**COLLEGE:** Four-year letterman ... Made 43 career starts ... Two-time first-team All-ACC Selection as a junior and senior ... Holds school record for career receptions (270), career receiving yards (3,830) and consecutive games with a reception (43) ... His 3,830 career receiving yards are the most in ACC history ... Two-time team captain as a junior and senior ... Recorded 29 career receiving TDs ...





# 2015 DRAFT CLASS



**2014:** Saw action in all 14 games as a senior ... Set the school's single-season record with 99 receptions and his 1,365 receiving yards were the second-most in school history ... Had seven receiving TDs and eight 100-yard receiving games ... Led the ACC in receptions, receiving yards, receptions per game (7.1) and receiving yards per game (97.5) ... Ranked in the Top-15 nationally in receptions (ninth), receiving yards (eighth), receptions per game (12th) and receiving yards per game (15th) ... Finished second in the ACC and 18th in the nation with a 10.7 punt return avg. (15 punt returns for 160 yards) ... First-team All-ACC selection by league's media and coaches for the second-straight season ... Second-team All-America selection by the Associated Press ... Scout.com second-team All-America selection ... Biletnikoff Award semi-finalist ... Four-time ACC Receiver of the Week ... Served as a team captain for the second-straight season ... Led team in the ACC Championship game on **12/6 vs. Georgia Tech** with seven receptions for 123 yards and two TDs, including a 44-yard TD and a nine-yard TD reception in the second quarter ... Caught 11 passes for a career-high 203 yards and one TD on **8/30 vs. Oklahoma State** in the Cowboys Classic in Arlington, Tex. in the season-opener ... Totaled a career-high 13 receptions for 136 yards and one TD on **11/8 vs. Virginia** ... Caught six passes for 107 yards on **10/11 at Syracuse**, where he became the Seminoles' all-time leader in receptions ... Tallied 11 receptions for 125 yards and the go-ahead four-yard TD in the third quarter on **9/27 at NC State** ... Caught nine passes for 135 yards and the game-tying 74-yard score with 6:04 left in the fourth quarter of the team's overtime victory on **9/20 vs. Clemson** ...

**2013:** Appeared in 14 games as a junior ... Caught 76 passes for 1,128 yards and nine TDs ... Became the first FSU player since Anquan Boldin in 2002 to have 1,000-plus receiving yards (1,128) in a single season ... Served as a team captain for the first time ... His 49-yard catch-and-run on the final drive of the 2013 BCS National Championship game put team in position for the winning score ... First-team All-ACC selection by league's media and coaches ... Caught nine passes for 147 yards on **1/6 vs. Auburn** in the BCS National Championship Game at the Rose Bowl in Pasadena, Calif. ... Named ACC Receiver of the Week after catching eight passes for 146 yards and two TDs in the team's upset on **10/19 at No. 3 Clemson** in Death Valley ... Caught a TD in the first five games of the season ...

**2012:** Saw action in all 14 games and made 13 starts as a sophomore ... Led the team in all receiving categories with 57 receptions for 741 yards (13.0 rec. avg.) and six TDs ... Ranked third in the nation with a 15.4-yard punt return avg. ... Caught a six-yard TD pass in the first half of the Orange Bowl on **1/1/13 vs. Northern Illinois** ... Scored the team's first TD of the season on a 47-yard punt return on **9/1 vs. Murray State** in the season opener ... Returned a punt 60 yards for a TD two weeks later on **9/15 vs. Wake Forest** ... First Seminole since Peter Warrick in 1999 to score receiving, rushing and return touchdowns in the same season ... Caught a season-high nine receptions for 82 yards in the ACC Championship Game victory on **12/1 vs. Georgia Tech** ... Caught a pass in all 14 games of the season ...

**2011:** Played in nine games as a freshman ... Led the team in receptions (38), receiving yards (596), touchdown receptions (seven), receiving yards per game (66.2) and also caught the longest pass of the season (69-yard catch) ... Posted the second-most receptions (38), receiving touchdowns (seven) and third-most receiving yards (596) by a freshman in school history ... Ranked among the top five freshmen nationally in receiving touchdowns ... Named Most Outstanding Player of the Champs Sports Bowl after catching five passes for 99 yards, including a 15-yard TD, all in the second half in a FSU win on **12/29 vs. Notre Dame** ... Named to the ACC All-Academic Team ... Missed four games due to an Achilles injury ... Became the sixth freshman WR in school history to register a 100-yard receiving game on **10/8 at Wake Forest** ... Set the school's freshman single-game record with 163 receiving yards ... Became the school's first freshman in 35 years in to catch a 50-yard pass in back-to-back games and first Seminole since 1998 to catch a TD pass of 55-plus yards or more in consecutive games ... First FSU player since 2000 to catch a TD pass in five straight games ... Caught a TD on the first play of his career, and went on to catch a TD in five consecutive games ... Caught 12 passes for 163 yards on **10/8 at Wake Forest** ... Earned one of six freshman academic awards for his work in the classroom and was voted a Top Newcomer on offense at the team's annual banquet ... Named to the All-ACC Academic football team.

**HIGH SCHOOL:** Attended national powerhouse St. Thomas Aquinas (Fort Lauderdale, Fla.) High School where he played for coach George Smith ... Ranked as a four-star WR and the No. 10 WR by Scout.com, No. 20 by 247Sports and No. 29 by Rivals.com ... Totaled 43 receptions for 943 yards (21.9 yards per catch) with 13 TDs as a senior ... First Team Sun-Sentinel All-Broward County as a senior ... Caught six passes for 148 yards and two TDs in the 2010 Class 5A State title game -- including a title-clinching 74-yard pass in the fourth quarter as St. Thomas Aquinas defeated Tampa Plant 29-7 and finished with a No. 3 national ranking ... Caught 31 passes for 510 yards and 10 TDs as a junior en route to the state title ... All-Broward County first-team selection by The Miami Herald as a senior and All-Broward County second-team selection as a junior ... Also starred as a standout on the team's track & field team.

**PERSONAL:** Native of Albany, Ga. ... Twitter handle is @RG80...

## RASHAD GREENE COLLEGE STATISTICS

YEAR	GP	RECEIVING					PUNT RETURNS				
		NO	YDS	AVG	LG	TD	NO	YDS	AVG	LG	TD
2011	9	38	596	15.7	69	7	3	1	0.3	6	0
2012	14	57	741	13.0	71	6	20	304	15.4	60	2
2013	14	76	1,128	14.8	72	9	0	0	0	0	0
2014	14	99	1,365	13.8	74	7	15	160	10.7	34	0
<b>TOTALS</b>	<b>51</b>	<b>270</b>	<b>3,830</b>	<b>14.2</b>	<b>74</b>	<b>29</b>	<b>38</b>	<b>465</b>	<b>12.2</b>	<b>60</b>	<b>2</b>

**Additional Statistics:** 11 rushes for 88 yards

96

## MICHAEL BENNETT



DEFENSIVE TACKLE  
6-2 293 LBS.  
OHIO STATE  
BORN FEBRUARY 24, 1993  
CENTERVILLE, OHIO  
ACQ: 6TH ROUND OF 2015 DRAFT (180TH)  
EXP: ROOKIE

First player selected by the Jaguars from Ohio State ...

**COLLEGE:** Played in 49 career games with 28 starts ... Recorded 110 career tackles and 31.5 TFLs ... His 18 career QB sacks is tied for eighth all-time at Ohio State ...

**2014:** Ranked third on the team with 14.0 TFLs and 7.0 sacks ... Was second on the team with three forced fumbles ... Voted co-captain by his teammates ... Helped anchor a defense that recorded two shutouts ... Recorded a TFL in nine of 15 games, including one in six consecutive games vs. Michigan State, Minnesota, Indiana, Michigan, Wisconsin and Alabama ... CBSSports.com First Team All-America ... Associated Press third team ... Second Team All-Big Ten ... Tied a B1G Championship Game record with 4.0 TFLs and set a record with two forced fumbles -- one that led to a Joey Bosa scoop-and-score -- in the 59-0 shutout win on **12/6 vs. Wisconsin**; also had 2.0 sacks in the B1G championship ... Recorded one 1.0 sack, 1.5 TFLs in Sugar Bowl victory on **1/1/15 vs. No. 1 Alabama** ...

**2013:** Started 13 games and amassed a career-high 44 tackles ... Recorded 11.5 TFL and 7.0 QB sacks ... Ranked fourth in the Big Ten in sacks and 15th in TFL s ... In conference-only games, he ranked second in the league in sacks (6.5) and seventh in TFLs (9.5) ... Earned second-team All-Big Ten honors by both the coaches and media ...

**2012:** Battled through an injury later early in the season and ended up playing in eight games ... In the season finale on **11/24 vs. Michigan**, when team MVP John Simon couldn't play because of a knee issue, Bennett was in on a then-season-high 42 plays from the line of scrimmage that day, and he was in on two tackles in the 26-21 win over Michigan to cap a 12-0 season ...

**2011:** Played in all 13 games as a true freshman, making 17 tackles, including 13 solo ... Finished tied for third on the team in TFL with five and his 27 TFL yards trailed only John Simon's 58.

**HIGH SCHOOL:** Attended Centerville High School ... First-team Division I All-Ohio performer ... Played in the U.S. Army All-American Bowl ... Two-time GWOC player of the year ... Also competed in track and field ...

**PERSONAL:** Son of Connie and Mike Bennett who each graduated from the U.S. Military Academy at West Point.

## MICHAEL BENNETT COLLEGE STATISTICS

YEAR	GP/GS	TKL	SOLO	ASST	SACKS	FF	FR	INT	PD	TFL
2011	13/0	17	13	4	3.0	0	0	0	0	5.0
2012	8/0	11	6	5	1.0	1	0	0	1	1.0
2013	13/13	42	18	24	7.0	3	0	0	0	11.5
2014	15/15	40	24	16	7.0	3	0	0	3	14.0
<b>TOTALS</b>	<b>47/28</b>	<b>110</b>	<b>61</b>	<b>49</b>	<b>18.0</b>	<b>7</b>	<b>0</b>	<b>0</b>	<b>4</b>	<b>31.5</b>




# 2015 DRAFT CLASS



[87]

## NEAL STERLING

WIDE RECEIVER  
6-4 235 LBS.  
MONMOUTH  
BORN JANUARY 14, 1992  
BELMAR, NEW JERSEY  
ACQ: 7TH ROUND OF 2015 DRAFT (220TH)  
EXP: ROOKIE



First player selected from Monmouth in Jaguars draft history ... Second player from Monmouth selected in the NFL Draft ...

**COLLEGE:** Career totals include 212 receptions, 2,615 yards and 22 touchdowns in 43 career games ... Finished his career as the most decorated Monmouth wide receiver since Miles Austin, finishing in the top three in every Monmouth receiving record ... Became the school's all-time leader in receptions in Monmouth's second-to-last game of his senior season against top-ranked Coastal Carolina ...

**2014:** Started in 10 games at WR ... First Team All-Big South selection ... Led the Big South in yards per catch (16.9), while finishing second in total yardage (905), receptions per game (5.5) and receiving touchdowns (six) ...

**2013:** Started all 12 games at WR ... Led Monmouth in receptions (57), receiving yards (2,615) and receiving touchdowns (22) ... Caught 57 passes which tied his 2011 mark for third all-time at Monmouth ... His 647 yards receiving was ninth most in a single season in school history ... Set the Monmouth single-game reception record with 13 on **9/14 vs. Lehigh** ...

**2012:** Started all 10 games for Monmouth at WR ... Finished with 33 receptions for 386 yards (11.7 avg.) and five TDs ... Made a season-high five receptions on **10/13 at Cornell**, including a score ... Went for a season-high 88 yards in regular season finale on **11/17 at Robert Morris** ...

**2011:** Started all 11 games at WR ... Led Monmouth in receptions (57) and reception yardage (677) with five TDs ... Named Northeast Conference Offensive Rookie of the Year... Was a finalist for the Jerry Rice Award, given to the nation's top freshman in FCS ... Second Team All-NEC selection ... Had 677 yards, which was third among all conference players and second among all freshmen in the NCAA ... Registered a career-high 11 catches for 102 yards and a TD in a win on **10/15 vs. Bryan**.

**HIGH SCHOOL:** Played wide receiver and safety under coach Pete Cahill at Manasquan High School ... Helped lead the Warriors to a 9-3 record and a National-Division Championship ... Earned First Team All-Shore Conference, All-Monmouth County and All-Division honors at WR in 2009 ... Recorded 40 catches for 700 yards with 8 TDs as a senior ... Led Manasquan to back-to-back NJSIAA ... Tallied 50 tackles and one INT as a safety in 2009 ... Manasquan won the Group II Central Jersey State Championship with Sterling in 2008 ... Member of National Honor Society.

**PERSONAL:** Son of Michael and Tina Sterling ... Majored in health studies and physical education.


### NEAL STERLING COLLEGE STATISTICS

YEAR	GP	NO	RECEIVING		LG	TD
			YDS	AVG		
2011	11	57	677	11.9	58	5
2012	10	33	386	11.7	55	5
2013	12	57	647	11.4	64	6
2014	10	55	905	16.5	81	6
<b>TOTALS</b>	<b>43</b>	<b>212</b>	<b>2,615</b>	<b>12.3</b>	<b>81</b>	<b>22</b>

[48]

## BEN KOYACK

TIGHT END  
6-5 255 LBS.  
NOTRE DAME  
BORN APRIL 9, 1993  
OIL CITY, PENNSYLVANIA  
ACQ: 7TH ROUND OF 2015 DRAFT (229TH)  
EXP: ROOKIE



**COLLEGE:** Played in 50 games with 21 starts ... Totaled 44 catches for 532 yards and five TDs ... Participated in the 2015 Senior Bowl ...

**2014:** Started at tight end in all 13 games ... Totaled 30 receptions for 317 yards and two TDs ... Hauled in three passes for 51 yards, including a 28-yard grab, in the season-opening victory on **8/30 vs. Rice** ... Collected a career-best five receptions (for 32 yards) in the 30-14 victory on **9/13 vs. Purdue** ... Hauled in a team-best and career-high tying five receptions (54 yards) in the 49-39 victory on **11/1 vs. Navy** ... Two-yard TD reception gave the Irish a second-quarter 14-7 lead over the Midshipmen ... Recorded only one reception in the 31-28 victory on **12/30 vs. No. 22 LSU** in the Music City Bowl, a 12-yard grab for a first down on a third and 10 play with less than two minutes remaining on Notre Dame's game winning drive ...

**2013:** Played in all 13 games with five starts ... Caught 10 passes for 171 yards and three TDs ... The Irish won all three games when he had a TD ... Caught a 22-yard TD and had a seven-yard catch on **10/26 at Air Force** ... First catch of the season was a 19-yard TD reception on **10/5 vs. Arizona State** ...

**2012:** Appeared in 12 games and started one game ... Registered three receptions for 39 yards ... Started as part of a three-tight end package in BCS National Championship Game on **1/7/13 vs. Alabama** ...

**2011:** Played in 12 games, while starting the game on **10/8 vs. Air Force** ... Caught one pass for five yards in win on **9/24 at Pittsburgh** ...

**HIGH SCHOOL:** Played at Oil City High School ... Set Pennsylvania District 10 records with 152 career receptions for 2,591 yards ... Received first-team Pennsylvania all-state honors from Pennsylvania Sportswriters and Associated Press in 2010 ... Also Pennsylvania Football News/Coaches AAA first-team Pennsylvania all-state in 2010 ... Named SuperPrep Northeast Offensive Player of the Year ... Guided Oil City Senior High School in Oil City, Pa., to 9-3 record as senior in 2010 ... Recorded 62 receptions for 1,031 yards and 11 TDs as a senior ... Averaged 16.6 yards per catch ... Totaled 65.5 tackles and 6.5 tackles for loss on defense in 2010, adding one forced fumble, one fumble recovery and two pass breakups ... Won Pennsylvania state title in javelin with personal best throw of 192-11 in 2010 ... Caught 47 passes for 812 yards and 10 TDs as a sophomore in 2008 ... Besides tight end, played quarterback, wide receiver, defensive end and linebacker ...

**PERSONAL:** Hails from family of musicians and is proficient playing trombone, piano and euphonium ... Mother is a music teacher ... Son of David and Karen Koyack ... Graduated from the Mendoza College of Business, with a degree in marketing.

### BEN KOYACK COLLEGE STATISTICS

YEAR	GP/GS	NO	RECEIVING		LG	TD
			YDS	AVG		
2011	12/1	1	5	5.0	5	0
2012	12/2	3	39	13.0	23	0
2013	13/5	10	171	17.1	38	3
2014	13/13	30	317	10.6	28	2
<b>TOTALS</b>	<b>50/21</b>	<b>44</b>	<b>532</b>	<b>10.6</b>	<b>38</b>	<b>5</b>





# UNDRAFTED ROOKIES



## 57 THURSTON ARMBRISTER


LINEBACKER  
6-3 241 LBS.  
MIAMI (FLA.)  
BORN DECEMBER 25, 1992  
HOLLYWOOD, FLORIDA  
ACQ: FREE AGENT 2015  
EXP: ROOKIE



**CAREER NOTES:** Three-year letterman ... Appeared in 38 games with 23 starts at OLB ... Career totals included 129 tackles (88 solo), 15.0 tackles for loss, 7.0 sacks, two forced fumbles, two fumble recoveries and one pass defensed ... As a senior in 2014, started all 13 games and totaled 56 tackles (38 solo) and 5.0 sacks ... As a junior in 2013, played in all 13 games (six starts) and made 33 tackles (25 solo), 5.0 tackles for loss, 2.0 sacks and one fumble recovery ... Played in all 12 games as a sophomore and started four games at OLB ... Posted 40 tackles (25 solo), including 2.0 tackles for loss ... Registered at least one tackle in every game ... As a true freshman in 2011, participated on the team's practice squad, but did not see any game action ... Attended Hollywood Hills High School in Hollywood, Fla. where he played safety for head coach Scott Barnwell ... Also lettered in basketball and track at Hollywood Hills HS ... Was a late addition to Miami's signing class in June 2011 ... Native of Hollywood, Fla. ... Twitter handle is @thursty4success.

## 62 RICHARD ASH

DEFENSIVE TACKLE  
6-3 314 LBS.  
WESTERN MICHIGAN  
BORN AUGUST 4, 1992  
PAHOKEE, FLORIDA  
ACQ: FREE AGENT 2015  
EXP: ROOKIE



**CAREER NOTES:** Fifth-year senior appeared in all 13 games with 12 starts in 2014 ... Registered 42 total tackles and finished third on the team in tackles for loss with 7.5 ... Transferred from Michigan following the 2013 season ... Appeared in 14 career games at DT and also contributed on special teams ... At Michigan, career totals include three tackles (one solo) ... Made his collegiate debut at NT on 10/1/11 vs. Minnesota and appeared in three games during Michigan's Sugar Bowl championship season ... Three-year varsity letterman at Pahokee High School and registered 45 tackles, 13 tackles for loss, 4.0 sacks and recovered two fumbles as a senior ... Recorded 84 tackles, seven TFLs, 5.0 sacks, one INT, five forced fumbles and two fumble recoveries during his junior year ... Graduated from Michigan in 2014.

## 66 NORDLY (CAP) CAPI


DEFENSIVE END  
6-3 249 LBS.  
AKRON  
BORN JULY 11, 1992  
OCOEE, FLORIDA  
ACQ: FREE AGENT 2015  
EXP: ROOKIE



**CAREER NOTES:** Two-year letterman at Akron where he played in 24 games and posted 70 tackles (43 solo), 7.0 sacks, 15.0 tackles for loss, two forced fumbles and three passes defensed ... Sat out the 2012 season for NCAA regulations after transferring from Colorado State ... As a sophomore at CSU in 2011, started seven of 12 games and was an honorable mention All-America selection by Sports Illustrated ... First-team All-Conference after leading the conference with 0.83 sacks per game (10.0 sacks on the season) ... As a freshman in 2010, played in four games and was one of seven true freshman to play in the season-opener vs. Colorado ... Two-year starter at Ocoee (Fla.) High School where he played DE, LB and TE ... Collected 24.0 sacks in 19 games as a starter ... Son of Windia St. Fluer ... Has two older brothers and one older sister.

## 3 KASEY CLOSS


WIDE RECEIVER/PUNT RETURNER  
6-3 205 LBS.  
PORTLAND STATE  
BORN APRIL 7, 1992  
LAKE OSWEGO, OREGON  
ACQ: FREE AGENT 2015  
EXP: ROOKIE



**CAREER NOTES:** Started 22 games, totaling 105 receptions for 1,705 yards and 12 touchdowns ... Returned 14 punts for 70 yards ... As a senior in 2014, started all 10 games and led the team with 42 receptions for 538 yards (12.8 rec. avg.) and four TDs ... Also returned 11 punts for 59 yards ... As a junior in 2013, played in 13 games and caught 63 passes for 1,167 yards (5.3 rec. avg.) and eight TDs ... Tallied a career-best 10 receptions for 205 yards on 9/14 vs. Humboldt State ... Redshirted during the 2012 season after transferring from Saddleback Junior College ... Played two seasons at Saddleback Junior College and had 37 receptions for 519 yards and six TDs as a sophomore and was twice selected as the Player of the Week ... Lettered three times in football and basketball at Oswego (Ore.) High School ... Led his team in receptions as a WR and INTs as a DB ... Played in the 2009 state championship game, catching eight passes for 96 yards ... Three-year honor roll student ... Son of Rob and Deb Closs ... Business major ... His father, Rob, played basketball and baseball at the University of Oregon.

## 39 DESMOND COOPER

FREE SAFETY  
6-2 214 LBS.  
UNC-CHARLOTTE  
BORN MARCH 12, 1992  
JACKSONVILLE, FLORIDA  
ACQ: FREE AGENT 2015  
EXP: ROOKIE



**CAREER NOTES:** Transferred to UNC-Charlotte in the summer of 2012 and practiced with the team as it prepared for the 2013 inaugural season ... Played in 22 games, starting in 21 contests ... Career totals include 89 tackles (59 solo), 4.0 TFLs, three interceptions and three forced fumbles ... In 2014, played in all 11 games and totaled 18 tackles and six passes defensed, including two INTs ... In 2013, was one of 12 players that started in all 11 games of the inaugural season ... One of the team captains for the Inaugural Game, vs. Campbell, Aug. 31 ... Totaled 47 tackles (35 solo) and 1.0 tackle for loss ... Had one INT and five passes defensed ... Transferred to UNC-Charlotte from Wake Forest ... At Wake Forest, played in all 13 games as a redshirt freshman in 2011 ... Saw action on the kickoff, kickoff return, punt and punt return units ... Registered four tackles, including three on special teams ... Redshirted 2010 season as a true freshman ... Attended The Bolles School in Jacksonville, Fla. where he went 12-1 as a senior with 70 tackles and four INTs and finished his career with a 49-2 overall record ... Member of the school's winningest senior class and played for coach Corky Rogers, the winningest high school coach in Florida history ... Born on March 12, 1992 ... Parents are Euclid and Alison Cooper ... Majored in sociology ... Siblings are Solange, Devin, Shannel and Oscar ... Interests include fishing and volunteering with kids.

## 94 ERIC CRUME

DEFENSIVE TACKLE  
6-0 297 LBS.  
SYRACUSE  
BORN OCTOBER 18, 1993  
DETROIT, MICHIGAN  
ACQ: FREE AGENT 2015  
EXP: ROOKIE



**CAREER NOTES:** Four-year letterman ... Career totals included 87 tackles (52 solo), 17.0 tackles for loss, 4.0 sacks, four passes defensed, two forced fumbles, two fumble recoveries and two blocked kicks ... As a senior in 2014, started 10 of 11 games at NT and totaled 38 tackles (25 solo), 9.0 tackles for loss, 2.0 sacks, four passes defensed, one forced fumble and one fumble recovery ... Played in all 13 games as a junior and registered 28 tackles (12 solo), 5.0 tackles for loss, 2.0 sacks and blocked one kick ... As a sophomore in 2012, played in 12 games and totaled 15 tackles (11 solo), 2.0 tackles for loss, one forced fumble, one fumble recovery and blocked one kick ... Saw action in six games as a true freshman and made six tackles (four solo), including 1.0



# UNDRAFTED ROOKIES



tackle for loss ... One of 10 true freshmen to play in 2011 ... Attended Detroit Central (Mich.) High School where he was a Division IV All-State selection and a three-time All-PSL selection and played for head coach Eric Smith ... Named to the 2010 All-Detroit and all-metro teams ... Played DT, DE and OG in high school and led the Trailblazers to three PSL Championships and four division titles ... Career statistics included 191 tackles, 33.0 sacks, one INT and 13 forced fumbles ... As a senior, posted 97 tackles, 17.0 sacks, nine forced fumbles, three fumble recoveries and one TD ... Full name is Eric Armani Crume ... Born in Detroit, Mich. ... Son of Latonya Evans and Eric Crume Jr. ... Has two brothers and two sisters ... Majored in child and family studies at the David B. Falk College of Sport and Human Dynamics.

**33**

**COREY GRANT**

RUNNING BACK  
5-11 205 LBS.  
AUBURN  
BORN DECEMBER 19, 1991  
OPELIKA, ALABAMA  
ACQ: FREE AGENT 2015  
EXP: ROOKIE



**CAREER NOTES:** Finished his career with 1,040 rushing yards, becoming the 41st 1,000-yard career rusher in school history ... Scored 11 career TDs ... Ranks seventh in school history with a 24.48-yard kick return avg. ... As a senior in 2014, saw action in 13 games and rushed 60 times for 364 yards (5.2 rush avg.) and three TDs ... Served as the team's kick returner and returned 18 kickoffs for 403 yards (22.4 KR avg.), including a long of 32 yards ... As a junior in 2013, served as one the team's three main options at tailback ... Amassed 647 rushing yards, averaging 9.8 yards per carry ... Produced 146 rushing yards, including a 75-yard TD run against Washington State, his first 100-yard rushing game ... Scored a TD on a 90-yard kickoff return to open up the second half at Tennessee ... Rushed for 65 yards and one TD in the SEC Championship Game vs. Missouri ... In 2012, saw limited action for the Tigers ... After transferring to Auburn, sat out the 2011 season to satisfy NCAA rules ... Redshirted as a freshman at Alabama before deciding to transfer to Auburn ... Attended Opelika High School in Opelika, Ala. where he played for head coach Brian Blackmon ... Rated a four-star prospect by Rivals.com and Scout.com ... Ranked as the nation's No. 5 all-purpose running back by Rivals.com and a member of the Rivals250 ... SuperPrep magazine All-American, state's No. 6 player and the country's No. 14 running back ... PrepStar All-American ... Also starred on the school's track team and was a two-time Alabama 6A State 100-meter champion and winner of the 2009 200-meter championship ... As a senior, rushed for 812 yards and 11 TDs and caught 16 passes for 235 yards and two TDs ... 2009 Class 6A honorable mention ASWA All-State selection ... Rushed for 724 yards and 14 touchdowns as a junior in 2008 while averaging 8.2 yards per carry ... Also averaged 28.4 yards per punt return with two scores ... Son of Deborah and Ike Grant ... Majored in physical activity and health education with a minor in sports coaching.

**47**

**CONNOR HAMLETT**

TIGHT END  
6-7 266 LBS.  
OREGON STATE  
BORN APRIL 12, 1992  
EDMONDS, WASHINGTON  
ACQ: FREE AGENT 2015  
EXP: ROOKIE



**CAREER NOTES:** Four-year letterman ... Appeared in 47 career games with 29 starts and totaled 104 receptions for 1,109 yards (10.7 rec. avg.) and 10 TDs ... Became the fifth TE in school history to record 1,000-plus career receiving yards ... Among TEs in school history, ranks third in receptions (104) and fifth in receiving yards (1,109) ... Caught nine TD passes from QB Sean Mannion, the seventh-most by a QB-receiver combination in school history ... As a senior in 2014, started all 12 games and caught 32 passes for 342 yards (10.7 rec. avg.) and two TDs ... Named to the Mackey Award Watch List given annually to the nation's most outstanding TE ... Pac-12 All-Academic first-team selection ... As a junior in 2013, suffered two knee injuries, but still played in 11 games with 10 starts ... Finished fourth on the team with 40 receptions for 364 yards and five TDs ... Posted a career-high with nine receptions for 119 yards and a TD at Arizona State ... Pac-12 Conference honorable mention ... Pac-12 All-Academic second-team selection ... As a sophomore in 2012, started seven of 13 games and caught 42 passes for a career-high 403 yards (12.6 rec. avg.) and three TDs ... Set a season-high with six receptions for 80 yards against California ... Pac-12 Academic Honorable Mention ... As a redshirt freshman in 2011, saw action primarily on special teams in 11 games ... Attended Meadowdale (Edmonds, Wash.) High School where he was a three-year letterman in football ... Caught 43 passes for 648 yards and six TDs as a senior, earning

second-team all-state honors ... First-team All-Wesco Conference selection as a senior and second-team selection as a junior ... Played in the East vs. West All-State game ... Also played on the defensive side of the ball ... Earned three letters in basketball and two in track ... First-team all-league in basketball after averaging 19 points and 10 rebounds as a senior ... Born in Riverside, Calif. ... Son of Frank and Karen Hamlett ... Has one brother, Casey, who played DE for Washington State in 2009-10 ... Majored in management ... Twitter handle is @ConnorHamTE.

**41**

**NICK MARSHALL**

CORNERBACK  
6-1 210 LBS.  
AUBURN  
BORN JUNE 30, 1992  
PINEVIEW, GEORGIA  
ACQ: FREE AGENT 2015  
EXP: ROOKIE



**CAREER NOTES:** Two-year letterman at QB... Threw for 4,508 career passing yards at Auburn, the eighth-most in school history ... His 1,866 rushing yards were the 21st-most in school history ... Third player in school history to throw for 2,000 yards and rush for 1,000 ... Amassed eight career 100-yard rushing games ... Registered six games with 100-plus rushing yards and 100-plus passing yards ... Ranks sixth in school history with 6,374 yards of total offense and sixth with 34 career TD passes ... His 57 career TDs are the third-most in school history ... Voted Team's Most Valuable Player in 2014 ... 2014 Maxwell Award semi-finalist ... Played in all 13 games and completed 178 of 293 passes (60.8 comp. pct.) for 2,532 yards, 20 TDs and seven INTs ... Also rushed for 798 yards and 11 TDs on 153 carries (5.2 rush avg.) ... Three-time Manning Award Star of Week (LSU, South Carolina, Ole Miss) ... Preseason All-SEC first-team selection according to SEC media, Birmingham News, Athlon, Phil Steele, Lindy's, Sporting News and CFB Matrix ... Invited to Reese's Senior Bowl and the NFL Combine, where he made the transformation to CB ... As a junior in 2013, earned the starting QB job after transferring from junior college ... Averaged 234.2 yards of total offense per game ... Totaled 1,976 yards passing, 1,068 rushing for season with 26 touchdowns accounted for ... Became the fourth QB in SEC history to rush for 1,000 yards in a season ... All-SEC honorable mention by The Associated Press ... Pat Sullivan Award as Auburn's offensive MVP ... His 2013 game-winning TD pass to Ricardo Louis vs. Georgia received a 2014 ESPY nomination for Best Play ... Prior to arriving at Auburn, threw for 3,142 yards and 18 TDs and rushed for 1,095 yards and 19 TDs for head coach Jeff Tatum at Garden City Junior College in 2012 ... Spent the 2011 season at Georgia where he played in 13 games at CB ... 2010 Georgia Sports Writers Association Class A Offensive Player of the Year for Coach Mark Ledford at Wilcox County (Rochelle, Ga.) High School ... Atlanta Journal-Constitution "Super 11" selection as a senior ... Class-A Offensive Player of the Year as a senior ... Two-time Macon Telegraph Middle Georgia Offensive Player of the Year ... Led team to Class A title as a junior ... Set the state's HS record with 103 career TD passes ... Son of Shaline Cliett ... Native of Pineview, Ga. ... Majored in public administration.

**64**

**CHRIS REED**

OFFENSIVE LINEMAN  
6-5 300 LBS.  
MINNESOTA STATE-MANKATO  
BORN JULY 22, 1992  
OMAHA, NEBRASKA  
ACQ: FREE AGENT 2015  
EXP: ROOKIE



**CAREER NOTES:** Four-year letterman appeared in 48 games in his career ... Started in all 15 games as a senior in 2014 ... Helped school rush for 3,625 yards and pass for 3,079 yards, compiling 82 total TDs ... Selected as D2Football.com first-team All-America, first-team NSIC South Division All-Conference and second-team Don Hansen All-Super Region Three ... As a junior in 2013, started all 12 games ... Helped his team rush for 3,536 rushing yards, the second most rushing yards in a single season in school history ... Second-team NSIC South Division All-Conference selection ... As a sophomore in 2012, appeared in nine games with eight starts ... As a freshman in 2011, saw action in 12 games and was an honorable mention All-NSIC selection ... Redshirted during the 2009 season ... Also participated on the school's indoor and outdoor track teams and qualified for the 2011 NCAA Division II National Championships in shot put ... Three-year starter at Omaha Central (Neb.) High School ... Also attended Spirit Lake (Iowa) High School for one year ... Honorable mention All-State selection ... Stand-out athlete in track and field and won the State Title twice for Nebraska ... Named the state's Field Athlete of the Year in 2009 ... Son of Chuck Reed and Anne McCormick ... Majored in sports management with a minor in coaching.






# UNDRAFTED ROOKIES



**[45]**

## MATT ROBINSON

LINEBACKER  
 6-3 245 LBS.  
 MARYLAND  
 BORN DECEMBER 31, 1991  
 COLUMBIA, MARYLAND  
 ACQ: FREE AGENT 2015  
 EXP: ROOKIE



**CAREER NOTES:** Started seven games in 2014 and made 34 tackles (21 solo) ... Named ACC Linebacker of the Week after producing a career-high 17 tackles, including 3.5 tackles for loss at NC State ... As a junior in 2013, started 10 games at OLB and made 73 tackles, including 10.0 tackles for loss ... Received The A.V. Williams Award for Outstanding & Conspicuous Sportsmanship at the team banquet ... After playing at 225 pounds at SS in 2012, made the transition to OLB and added 20 pounds for the 2013 season ... As a redshirt sophomore in 2012, missed the first two games of the season with an injury, but played in five games and totaled 26 tackles (21 solo) ... Missed another five games due to injury from October-November ... As a sophomore in 2011, started the first three games of the season at SS before a season-ending injury ... Prior to his injury, ranked second in the ACC and seventh nationally with 12.0 tackles per game ... As a freshman in 2010, played in all 13 games, including one start at SS ... Posted 29 tackles, the second-most on the team among non-starters ... Added 11 special teams tackles ... One of five true freshman to see action ... Attended Atholton High School in Columbia, Md. where he played for head coach Kyle Schmitt ... Played OLB and WR and was an All-State selection as a senior in 2009 ... Earned Baltimore Sun All-Met first-team honors as a WR and Washington Post All-Met first-team as a LB in 2009 ... 2009 Howard County Times Defensive Player of the Year ... As a senior, totaled 75 tackles and 4.0 sacks and also posted three 100-yard receiving games ... Played in the 2009 Crab Bowl, which featured all-star teams from Baltimore and Washington, D.C. ... First-team All-Howard County selection in 2008 after catching 15 passes for 210 yards and four TDs ... Also lettered in basketball ... Born in Baltimore, Md. ... Son of Chris Robinson and Pamela Brown ... Interned at Under Armour prior to the 2014 season ... Earned a degree in criminal justice ... Working towards his master's degree in business and management.

**[44]**

## TODD THOMAS

LINEBACKER  
 6-2 230 LBS.  
 PITTSBURGH  
 BORN APRIL 27, 1991  
 BEAVER FALLS, PENNSYLVANIA  
 ACQ: FREE AGENT 2015  
 EXP: ROOKIE




**CAREER NOTES:** Four-year letterman ... Saw action in 45 games with 34 starts ... Career totals include 251 tackles (171 solo), 17.0 tackles for loss, 3.0 sacks, one fumble recovery, three INTs and 11 passes defended ... As a senior in 2014, started 11 of 13 games at WLB and registered a career-high 73 tackles (49 solo), 5.5 tackles for loss, one fumble recovery, one INT and three passes defended ... Started 10 of 13 games at WLB as a junior in 2013 ... Season totals included 72 tackles (48 solo), including 6.0 tackles for loss ... As a sophomore in 2012, started seven of nine games and made 59 tackles (40 solo), 1.5 tackles for loss, 1.5 sacks, one INT and a career-high five passes defended ... Missed the first four games of the season recovering from an offseason knee surgery ... As a redshirt freshman in 2011, saw action in 10 games with six starts and registered 47 tackles (34 solo), 4.0 tackles for loss, 1.5 sacks, one INT and three passes defended ... Missed the final three games of the season with a left knee injury ... Redshirted as a true freshman in 2010 ... Sustained a left knee injury in early October that resulted in surgery ... Spent the 2009 season at Milford (N.Y.) Academy ... Was rated the No. 4 prep school prospect in the country by Rivals.com ... Played for head coach Bill Chaplick ... Named Milford's Defensive MVP after compiling 66 tackles, 12 passes defended and four INTs, including one returned for a TD as the starting SS ... Attended Beaver Hills (Penn.) High School where he played RB, WR, DB and LB and was a three-time AP Pennsylvania Class AA all-state Team honoree at three different positions ... First-team All-State WR as a senior ... Second-team all-state RB as a junior ... Pittsburgh Post-Gazette Male Athlete of the Year for 2008-09 ... Three-time "Top 22" selection on both offense and defense by the coaches in the Midwestern Athletic Conference ... Compiled 2,786 rushing yards on 366 carries (7.6 avg.) and scored 53 total TDs for his career ... Rushed for 865 yards on 121 carries (7.1 avg.) and caught 21 passes for 557 yards (26.5 avg.) as a senior ... Led his team to a 12-1 record his final year, including a berth in the WPIAL Class AA title game ... Finished his heralded basketball career with 2,063 points, which ranks 22nd on the WPIAL's all-time scoring list ... Averaged 18.5 points and 9.3 rebounds as a senior ... Three-time selection to The Associated Press Pennsylvania Class AA All-State Team in basketball ... Selected to play in the Roundball Classic basketball all-star game ... Medaled in two events at the 2009 WPIAL Class AA Track and Field Championships ... Was a member of the WPIAL champion 400-meter relay team and the WPIAL runner-up in the long jump (22-10.25).

**[66]**

## JACK RUMMELLS

OFFENSIVE LINEMAN  
 6-5 300 LBS.  
 NORTHERN IOWA  
 BORN JUNE 7, 1992  
 WEST BRANCH, IOWA  
 ACQ: FREE AGENT 2015  
 EXP: ROOKIE



**CAREER NOTES:** Started in all 14 games at left tackle and was an integral part in helping UNI to 2,353 yards on the ground that included 28 rushing touchdowns that ranked sixth all-time at UNI ... Named to the Missouri Valley Conference first team and the Scholar-Athlete second team ... Selected to the College Sporting News, AP and Walter Camp All-America first teams ... Started in all 12 games at left tackle on the offensive line as a junior, paving the way for UNI's rushing crew that accumulated 1,962 yards on the ground ... Graduated from West Branch (Iowa) High School, where he earned first-team Class 1A all-state honors from the Des Moines Register ... 2010 Shine Bowl All-Star invitee ... Son of Larry and Susan Rummells ... His father, Dave, played football at Drake ... His cousin, Dave Rummells, played on the PGA Tour and is currently on the Champions Tour ... Majored in movement and exercise science.

## UNDRAFTED ROOKIES ON OPENING DAY

Since the Jaguars inaugural season in 1995, there have been 35 undrafted rookies to make the club's opening day roster, including three in each of the past two seasons under General Manager David Caldwell.


YEAR	PLAYER
1995	TE Gordon Laro
1996	CB Rashid Gayle
1997	CB Kevin Devine, DE Jabbar Threats
1998	None
1999	FB Stacey Mack
2000	None
2001	RB Elvis Joseph, WR Randal Williams, FB Patrick Washington
2002	None
2003	PK Seth Marler, WR Cortez Hankton, DT Matt Leonard
2004	TE Brian Jones, CB David Richardson
2005	G Dan Connolly, RB/KR Derrick Wimbush
2006	OT Richard Collier, DE Tony McDaniel, RB Montell Owens
2007	None
2008	CB Brian Witherspoon, CB Isaiah Gardner
2009	LB Russell Allen, DE Julius Williams
2010	LB Jacob Cutrera, OT Kevin Haslam, DE Aaron Morgan
2011	OT Cameron Bradfield, WR Jamar Newsome, CB Kevin Rutland
2012	DB Antwon Blake, WR Kevin Elliott, LB Julian Stanford, C Mike Brewster
2013	DT Abry Jones, LB LaRoy Reynolds, LS Carson Tinker
2014	WR Allen Hurns, G Tyler Shatley, OT Josh Wells



**THE PERFECT BEER  
FOR EARNING  
YOUR SPOTS.**



It's gameday, get **#UPFORWHATEVER**



**THE PERFECT BEER FOR  
WHATEVER HAPPENS.**

ENJOY RESPONSIBLY  
© 2015 A-B, Bud Light® Beer, St. Louis, MO





# 2014 FINAL NFL STANDINGS



## AMERICAN FOOTBALL CONFERENCE

AFC NORTH	W	L	T	PCT	PTS	OPP	AFC	DIV
* Pittsburgh	11	5	0	.688	436	368	9-3	4-2
# Cincinnati	10	5	1	.656	365	344	7-5	3-3
# Baltimore	10	6	0	.625	409	302	6-6	3-3
Cleveland	7	9	0	.438	299	337	4-8	2-4
AFC EAST	W	L	T	PCT	PTS	OPP	AFC	DIV
* New England	12	4	0	.750	468	313	9-3	4-2
Buffalo	9	7	0	.563	343	289	5-7	4-2
Miami	8	8	0	.500	388	373	6-6	3-3
New York Jets	4	12	0	.250	283	401	4-8	1-5
AFC SOUTH	W	L	T	PCT	PTS	OPP	AFC	DIV
* Indianapolis	11	5	0	.688	458	369	9-3	6-0
Houston	9	7	0	.563	372	307	8-4	4-2
Jacksonville	3	13	0	.188	249	412	2-10	1-5
Tennessee	2	14	0	.125	254	438	2-10	1-5
AFC WEST	W	L	T	PCT	PTS	OPP	AFC	DIV
* Denver	12	4	0	.750	482	354	10-2	6-0
Kansas City	9	7	0	.563	353	281	7-5	3-3
San Diego	9	7	0	.563	348	348	6-6	2-4
Oakland	3	13	0	.188	253	452	2-10	1-5

\* - Division Champion // # - Wild Card

## NATIONAL FOOTBALL CONFERENCE

NFC NORTH	W	L	T	PCT	PTS	OPP	NFC	DIV
* Green Bay	12	4	0	.750	486	348	9-3	5-1
# Detroit	11	5	0	.688	321	282	9-3	5-1
Minnesota	7	9	0	.438	325	343	6-6	1-5
Chicago	5	11	0	.313	319	442	4-8	1-5
NFC EAST	W	L	T	PCT	PTS	OPP	NFC	DIV
* Dallas	12	4	0	.750	486	348	9-3	5-1
Philadelphia	10	6	0	.625	474	400	6-6	4-2
New York Giants	6	10	0	.375	380	400	4-8	2-4
Washington	4	12	0	.250	301	438	2-10	2-4
NFC SOUTH	W	L	T	PCT	PTS	OPP	NFC	DIV
* Carolina	7	8	1	.469	339	374	6-6	4-2
New Orleans	7	9	0	.438	401	424	6-6	3-3
Atlanta	6	10	0	.375	381	417	6-6	5-1
Tampa Bay	2	14	0	.125	277	410	1-11	0-6
NFC WEST	W	L	T	PCT	PTS	OPP	NFC	DIV
* Seattle	12	4	0	.750	394	254	10-2	5-1
# Arizona	11	5	0	.688	310	299	8-4	3-3
San Francisco	8	8	0	.500	306	340	7-5	2-4
St. Louis	6	10	0	.375	324	354	4-8	2-4

\* - Division Champion // # - Wild Card

## 2014 NFL PLAYOFF TREE

### SUPER BOWL XLIX

Glendale, Arizona  
New England 28, SEATTLE 24

**AFC CHAMPIONSHIP GAME**  
NEW ENGLAND 45, Indianapolis 7

**NFC CHAMPIONSHIP GAME**  
SEATTLE 28, Green Bay 22 (OT)

**AFC DIVISIONAL PLAYOFFS**  
NEW ENGLAND 35, Baltimore 31  
Indianapolis 24, DENVER 13

**NFC DIVISIONAL PLAYOFFS**  
SEATTLE 31, Carolina 17  
GREEN BAY 26, Dallas 21

**AFC WILD CARD PLAYOFFS**  
Baltimore 30, PITTSBURGH 17  
INDIANAPOLIS 26, Cincinnati 10

**NFC WILD CARD PLAYOFFS**  
CAROLINA 27, Arizona 16  
DALLAS 24, Detroit 20

## EXTREME CONDITIONS

### WARMEST GAMES

TEMP	DATE	OPPONENT	W/L	SCORE
90	Sept. 12, 2010	vs. Denver	W	24-17
89	Sept. 26, 2010	vs. Philadelphia	L	3-28
88	Oct. 7, 2012	vs. Chicago	L	3-41
88	Sept. 16, 2007	vs. Atlanta	W	13-7
88	Sept. 6, 1998	at Chicago	W	24-23
88	Sept. 20, 1998	at Tennessee	W	27-22
87	Sept. 8, 1996	vs. Houston	L	27-34
87	Sept. 29, 2002	vs. New York Jets	W	28-3
87	Oct. 6, 2002	vs. Philadelphia	W	28-25
87	Sept. 14, 2008	vs. Buffalo	L	16-20
87	Sept. 11, 2011	vs. Tennessee	W	16-14

### COLDEST GAMES

TEMP	DATE	OPPONENT	W/L	SCORE
9	Dec. 17, 2000	at Cincinnati	L	14-17
12	Dec. 19, 2004	at Green Bay	W	28-25
16	Jan. 3, 2010	at Cleveland	L	17-23
19	Dec. 7, 2008	at Chicago	L	10-23
23	Dec. 23, 2000	at New York Giants	L	25-28
24	Jan. 7, 2006	at New England	L	3-28
25	Dec. 14, 2003	at New England	L	13-27
26	Jan. 10, 1999 *	at New York Jets	L	24-34
27	Jan. 12, 1997 *	at New England	L	6-20
28	Dec. 4, 2005	at Cleveland	W	20-14

\* Playoff game / all degrees in fahrenheit

## REGULAR SEASON ATTENDANCE

	HOME TOTAL	HOME AVG.	ROAD TOTAL	ROAD AVG.	TOTAL	AVG.
1995	554,814	69,352	467,619	58,452	1,022,433	63,902
1996	533,533	66,692	382,383	47,798	915,916	57,245
1997	557,547	69,693	420,543	52,568	978,090	61,130
1998	561,472	70,184	490,956	61,370	1,052,428	65,777
1999	540,805	67,601	524,545	65,568	1,065,350	66,584
2000	482,510	60,314	509,447	53,681	991,957	61,997
2001	483,542	60,443	504,237	63,030	987,779	61,736
2002	450,216	56,277	525,010	65,626	975,226	60,952
2003	449,700	56,213	552,556	69,070	1,002,256	62,641
2004*	555,464	69,433	496,092	62,012	1,051,556	65,722
2005*	525,519	65,690	512,337	64,042	1,037,856	64,866
2006*	534,866	66,858	569,186	71,148	1,104,052	69,003
2007*	522,261	65,283	544,420	68,053	1,066,681	66,668
2008*	522,778	65,347	531,535	66,442	1,054,313	65,895
2009*	397,214	49,652	553,947	69,243	951,161	59,448
2010*	504,262	63,033	557,341	69,688	1,061,603	66,351
2011*	498,655	62,331	551,000	68,875	1,049,655	65,603
2012*	519,872	64,984	490,698	61,337	1,010,570	63,160
2013*#	503,140	62,892	525,079	65,634	1,028,219	64,263
2014*#	524,335	65,541	542,292	67,786	1,066,627	66,664

\* Tickets Distributed / # Includes home game at Wembley Stadium



# 2014 GAME SUMMARIES



## WEEK 1 AT PHILADELPHIA

September 7, 2014 at Lincoln Financial Field

	1	2	3	4	-	17
JACKSONVILLE JAGUARS (0-1)	14	3	0	0	-	17
PHILADELPHIA EAGLES (1-0)	0	0	14	20	-	34

The Jaguars opened their 20th season in strong fashion by forcing fumbles on the Eagles' first two possessions and turning both into touchdowns, but they were unable to make a 17-0 halftime lead stand up as Philadelphia scored 34 second-half points. In addition to the forced fumbles the defense turned in five sacks and an end zone interception, all in the first half. With two rookies starting at wide receiver, Chad Henne got plenty of production from the pair as Marqise Lee had six catches for 62 yards and Allen Hurns scored the Jaguars' only touchdowns of 34 and 21 yards on his first two receptions, adding a 46-yard catch to finish the first quarter with three receptions for 101 yards. After Hurns' second touchdown Josh Scobee's 49-yard field goal made the score 17-0, but two more opportunities to extend the lead failed on a missed 50-yard field goal try and a blocked 36-yard attempt. In the second half Philadelphia wasted no time in mounting a comeback. On the first series Darren Sproles ran 49 yards up the middle for a touchdown, and on the next possession the Eagles got within 17-14 on Zach Ertz's 25-yard pass from Nick Foles. The teams exchanged several punts before opening the fourth quarter with the score still 17-14, but the Eagles scored on all three of their possessions in the final quarter, first tying the game at 17-17 on Cody Parkey's 51-yard field goal. Foles then hit a wide open Jeremy Maclin with a 68-yard bomb behind the coverage before Parkey added a 28-yard field goal at the two-minute mark to make it 27-17. It was still a 10-point game with two minutes left, and the Jaguars began at their own 20-yard line with no time outs remaining. On second down Henne was stripped by Trent Cole and Fletcher Cox scooped up the loose ball, rumbling 17 yards for the final points. The Jaguars had three rookies in their opening day lineup for the first time since 2009, with Lee and Hurns joined by right guard Brandon Linder. Ryan Davis had two of the Jaguars' five sacks and a fumble recovery, while Chris Clemons and Andre Branch each had a sack and forced fumble. The game marked just the second time in team history (9/13/09) the Jaguars forced turnovers on the opponent's first two possessions.

TEAM	Q	TIME	SCORING PLAY	DRIVE
JAX	1	9:00	A. Hurns 34 yd. pass from C. Henne (J. Scobee kick)	4-44, 1:58
JAX	1	6:50	A. Hurns 21 yd. pass from C. Henne (J. Scobee kick)	2-21, 0:10
JAX	2	14:14	J. Scobee 49 yd. Field Goal	7-68, 2:13
PHI	3	11:44	D. Sproles 49 yd. run (C. Parkey kick)	10-80, 3:16
PHI	3	7:19	Z. Ertz 25 yd. pass from N. Foles (C. Parkey kick)	6-40, 2:10
PHI	4	10:55	C. Parkey 51 yd. Field Goal	12-55, 4:10
PHI	4	6:59	J. Maclin 68 yd. pass from N. Foles (C. Parkey kick)	1-68, 0:11
PHI	4	1:57	C. Parkey 28 yd. Field Goal	7-20, 3:59
PHI	4	1:23	F. Cox 17 yd. fumble return (C. Parkey kick)	

### TEAM STATISTICS

	JAGUARS	EAGLES
First Downs (Run-Pass-Pen)	18 (2-14-2)	24 (7-14-3)
Total Yards-Plays-Avg.	306-70-4.4	420-82-5.1
Rushing Yards-Attempts-Avg.	64-24-2.7	145-32-4.5
Net Yards Passing (Sacked-Yds)	242 (3-24)	275 (5-47)
Att-Comp-Int	43-24-0	45-27-1
Third Down Conversions (Pct.)	2-14 (14%)	8-19 (42%)
Fourth Down Conversions (Pct.)	0-1 (0%)	1-1 (100%)
Punts-Avg.	8-46.5	6-38.3
Fumbles-Lost	1-1	3-2
Penalties-Yards	7-55	6-50
Time of Possession	29:14	30:46

### INDIVIDUAL STATISTICS

**EAGLES RUSHING:** L. McCoy 21-74, D. Sproles 11-71, TD;  
**JAGUARS RUSHING:** T. Gerhart 17-42, 3-8, C. Henne 1-8, J. Todman 3-6.

**EAGLES PASSING:** N. Foles 27-45-322, 2 TDs, 1 INT;  
**JAGUARS PASSING:** C. Henne 24-43-266, 2 TDs.

**EAGLES RECEIVING:** L. McCoy 6-41, J. Maclin 4-97, TD; R. Cooper 4-29, D. Sproles 4-14, Z. Ertz 3-77, 1 TD; B. Celek 3-15, J. Matthews 2-37, J. Maehl 2-12;  
**JAGUARS RECEIVING:** M. Lee 6-62, M. Lewis 6-35, A. Hurns 4-110, 2 TDs; M. Brown 3-36, T. Gerhart 2-15, J. Todman 1-5, D. Robinson 1-3.

**SACKS: EAGLES** 3 (N. Allen 1, T. Cole 1, M. Kendricks 1);  
**JAGUARS:** 5 (R. Davis 2, A. Branch 1, C. Clemons 1, Marks 1).

**INTERCEPTIONS: JAGUARS** 1 (A. Ball) ; **EAGLES** 0.

**Attendance:** 69,596      **Time:** 3:23      75 degrees

## WEEK 2 AT WASHINGTON

September 14, 2014 at FedEx Field

	1	2	3	4	-	10
JACKSONVILLE JAGUARS (0-2)	0	7	0	3	-	10
WASHINGTON REDSKINS (1-1)	7	14	3	17	-	41

The Jaguars struggled from the start against a productive Redskins team that took a 21-0 lead before Jacksonville managed to gain a first down. The Redskins lost starting QB Robert Griffin II and WR DeSean Jackson to injury in the first quarter, but Kirk Cousins threw for 250 yards and two touchdowns in relief to lead the 41-10 Washington win. The Jaguars offense was forced to punt six times after three-and-out possessions including their first four of the game as the Redskins defense tormented Chad Henne, sacking him 10 times on the day. Washington scored touchdowns on its second, fourth and fifth drives, building a 21-0 lead on Darrel Young's 20-yard pass from Cousins and two one-yard runs by Alfred Morris. A 63-yard catch-and-run by Mercedes Lewis put the Jaguars on the scoreboard just after the first half's two-minute warning, making it 21-7, but by halftime Washington dominated the stats with 308 total yards to 87, 21 first downs to four, and a possession time advantage of 20:56 to 9:04. A Kai Forbath 36-yard field goal made it 24-7 in the third period before the Redskins added 17 fourth-quarter points. The Jaguars ran a total of five plays in Redskins territory, all on a fourth-quarter drive that resulted in Josh Scobee's 36-yard field goal, while Washington had six red zone drives and four goal-to-go possessions that all resulted in scores. The Redskins' 10 sacks were a team record for a Jaguars opponent, with Ryan Kerrigan leading the way with four sacks. The Jaguars' 25 rushing yards, the second-fewest in team history, were led by Henne's 17 yards on three carries. The Jaguars' eight first downs tied their fewest ever, while the Redskins' 32 first downs tied the second-most by a Jaguars opponent.

TEAM	Q	TIME	SCORING PLAY	DRIVE
WAS	1	8:12	D. Young 20 yd. pass from K. Cousins (K. Forbath kick)	7-76, 3:35
WAS	2	14:18	A. Morris 1 yd. run (K. Forbath kick)	7-66, 3:31
WAS	2	7:28	A. Morris 1 yd. run (K. Forbath kick)	10-92, 5:10
JAX	2	1:40	M. Lewis 63 yd. pass from C. Henne (J. Scobee kick)	5-71, 1:35
WAS	3	8:30	K. Forbath 36 yd. Field Goal	10-13, 4:21
WAS	4	14:12	N. Paul 2 yd. pass from K. Cousins (K. Forbath kick)	11-65, 4:40
WAS	4	10:40	K. Forbath 42 yd. Field Goal	6-5, 2:32
JAX	4	6:50	J. Scobee 36 yd. Field Goal	9-63, 3:50
WAS	4	1:52	S. Redd 14 yd. run (K. Forbath kick)	8-41, 4:58

### TEAM STATISTICS

	JAGUARS	REDSKINS
First Downs (Run-Pass-Pen)	8 (2-4-2)	32 (12-16-4)
Total Yards-Plays-Avg.	148-38-3.1	449-81-5.5
Rushing Yards-Attempts-Avg.	25-10-2.5	191-42-4.5
Net Yards Passing (Sacked-Yds)	123 (10-70)	258 (3-30)
Att-Comp-Int	28-14-1	36-24-0
Third Down Conversions (Pct.)	3-13 (23%)	6-14 (43%)
Fourth Down Conversions (Pct.)	0-1 (0%)	1-2 (50%)
Punts-Avg.	8-47.9	4-49.8
Fumbles-Lost	0-0	0-0
Penalties-Yards	6-44	11-98
Time of Possession	20:59	39:01

### INDIVIDUAL STATISTICS

**REDSKINS RUSHING:** A. Morris 22-85, 2 TDs; S. Redd 8-41, 1 TD; R. Helu 8-25, R. Griffin 2-22, A. Roberts 1-19, K. Cousins 1-(-1);  
**JAGUARS RUSHING:** C. Henne 3-17, T. Gerhart 7-8.

**REDSKINS PASSING:** K. Cousins 22-33-250, 2 TDs; Griffin 2-3, 38;  
**JAGUARS PASSING:** C. Henne 14-28-193, 1 TD, 1 INT.

**REDSKINS RECEIVING:** N. Paul 8-99, 1 TD; R. Grant 5-57, A. Roberts 4-57, D. Young 2-27, R. Helu 2-11, D. Jackson 1-19, P. Garcon 1-12, A. Robinson 1-6;  
**JAGUARS RECEIVING:** A. Robinson 4-75, M. Lewis 2-71, 1 TD; D. Robinson 2-14, A. Hurns 2-13, M. Lee 2-11, T. Gerhart 2-9.

**SACKS: REDSKINS** 10 (R. Kerrigan 4, J. Hatcher 1.5, P. Riley 1.5, F. Kearse 1, B. Orakpo 1, R. Clark 0.5, K. Robinson 0.5);  
**JAGUARS;** 3 (R. Davis 1, W. Guy 1, T. Smith 1).

**INTERCEPTIONS: JAGUARS** 0 ; **REDSKINS** 1 (T. Robinson).

**Attendance:** 80,037      **Time:** 3:15      65 degrees





# 2014 GAME SUMMARIES



## WEEK 3 VS. INDIANAPOLIS

September 21, 2014 at EverBank Field

	1	2	3	4		
INDIANAPOLIS COLTS (1-2)	10	20	0	14	-	44
JACKSONVILLE JAGUARS (0-3)	0	0	3	14	-	17

The Blake Bortles era officially began in Jacksonville when the rookie quarterback took the field for the start of the second half, but it was too late to change the outcome in a 44-17 loss to Indianapolis in the Jaguars' home opener. The Colts scored on each of their first six possessions, a first for a Jaguars opponent, in opening up a 30-0 halftime lead. The points included three field goals of 48, 43 and 25 yards by Adam Vinatieri and three touchdown passes by Andrew Luck to Ahmad Bradshaw, Dwayne Allen and Coby Fleener. The Jaguars struggled to get started and punted on their first four possessions. By halftime the Colts' dominance was underlined by 18 first downs to 2, 330 yards to 55, 239 passing yards to 22, 22 pass completions to 4, and a possession time advantage of 21:28 to 8:32. Bortles saw his first NFL action on the first play of the second half, and he directed his first scoring drive on the next possession, marching the team 59 yards in eight plays to set up Josh Scobee's 41-yard field goal. The Jacksonville defense then stiffened, stopping Indianapolis on a fourth-and-goal at the Jacksonville four-yard line. Six plays later Vontae Davis picked off Bortles' deep sideline pass to Allen Robinson, and the Colts then drove 64 yards in 10 plays with Luck throwing his fourth touchdown pass of the day to Hakeem Nicks. But Bortles responded with the first touchdown pass of his career on the next series when Allen Hurns caught his deep pass across the middle and broke two tackles on the way to a 63-yard touchdown. The Colts answered when Greg Toler picked off Bortles and returned the ball 47 yards for a touchdown and a 44-10 lead with 2:58 remaining. On the Jaguars' final possession Bortles connected with Cecil Shorts, who was seeing his first action of the season, with a 10-yard touchdown pass to close out the scoring. The Colts finished with 529 total yards of offense as Luck completed 31 of 39 passes for 370 yards and four touchdowns. The Jaguars had three turnovers and Indianapolis converted all three into touchdowns.

TEAM	Q	TIME	SCORING PLAY	DRIVE
IND	1	9:37	A. Vinatieri 48 yd. Field Goal	12-50, 5:23
IND	1	1:50	A. Bradshaw 6 yd. pass from A. Luck (A. Vinatieri kick)	9-74, 5:46
IND	2	12:28	D. Allen 1 yd. pass from A. Luck (A. Vinatieri kick)	7-76, 3:27
IND	2	9:08	A. Vinatieri 43 yd. Field Goal	6-33, 2:07
IND	2	1:10	A. Vinatieri 25 yd. Field Goal	9-73, 4:14
IND	2	0:28	C. Fleener 7 yd. pass from A. Luck (A. Vinatieri kick)	4-29, 0:31
JAX	3	5:13	J. Scobee 41 yd. Field Goal	8-59, 3:07
IND	4	8:53	H. Nicks 1 yd. pass from A. Luck (A. Vinatieri kick)	10-64, 4:42
JAX	4	6:51	A. Hurns 63 yd. pass from B. Bortles (J. Scobee kick)	5-80, 2:02
IND	4	2:58	G. Toler 47 yd. interception return (A. Vinatieri kick)	
JAX	4	0:18	C. Shorts 10 yd. pass from B. Bortles (J. Scobee kick)	8-80, 2:40

### TEAM STATISTICS

	COLTS	JAGUARS
First Downs (Run-Pass-Pen)	27 (5-22-0)	18 (6-10-2)
Total Yards-Plays-Avg.	529-74-7.1	344-55-6.3
Rushing Yards-Attempts-Avg.	144-29-5.0	105-20-5.3
Net Yards Passing (Sacked-Yds)	385 (2-5)	239 (4-17)
Att-Comp-Int	43-33-0	31-18-2
Third Down Conversions (Pct.)	8-14 (57%)	4-10 (40%)
Fourth Down Conversions (Pct.)	0-1 (0%)	0-0 (0%)
Punts-Avg.	2-53.5	5-46.4
Fumbles-Lost	0-0	1-1
Penalties-Yards	8-46	2-15
Time of Possession	37:03	22:57

### INDIVIDUAL STATISTICS

**JAGUARS RUSHING:** D. Robinson 8-33, T. Gerhart 9-32, B. Bortles 2-30, J. Todman 1-10;

**COLTS RUSHING:** A. Bradshaw 9-65, T. Richardson 14-57, A. Luck 3-15, D. Moncrief 1-7, D. Herron 1-1, M. Hasselbeck 1-(-1).

**JAGUARS PASSING:** B. Bortles 14-24-223, 2 TDs, 2 INTs; C. Henne 4-7-33;

**COLTS PASSING:** A. Luck 31-39-370, 4 TDs; M. Hasselbeck 2-4-20.

**JAGUARS RECEIVING:** A. Robinson 7-79, C. Shorts III 5-35, 1 TD; T. Gerhart 2-31, A. Hurns 1-63, 1 TD; W. Ta'ufou'u 1-26, M. Brown 1-14, M. Jensen 1-8;

**COLTS RECEIVING:** T. Hilton 5-80, R. Wayne 4-62, D. Moncrief 4-55, H. Nicks 4-50, 1 TD; C. Fleener 4-49, 1 TD; D. Allen 4-43, 1 TD; T. Richardson 3-23, J. Doyle 3-10, A. Bradshaw 2-18, 1 TD.

**SACKS: JAGUARS** 2 (A. Branch 1, S. Marks 1);

**COLTS;** 4 (D. Jackson 1, L. Landry 1, K. Quarles 1, E. Walden 1).

**INTERCEPTIONS: JAGUARS** 0 ; **COLTS** 2 (V. Davis 1, G. Toler 1).

**Attendance:** 60,601      **Time:** 3:05      85 degrees

## WEEK 4 AT SAN DIEGO

September 28, 2014 at Qualcomm Stadium

	1	2	3	4		
JACKSONVILLE JAGUARS (0-4)	0	14	0	0	-	14
SAN DIEGO CHARGERS (3-1)	3	14	10	6	-	33

In Blake Bortles' first NFL start the Jaguars stumbled on their first two possessions, but Bortles led back-to-back touchdown drives in the second quarter to give Jacksonville a 14-10 lead. The San Diego offense, however, proved too potent as the Chargers pulled away with four straight scoring drives to claim a 33-14 win as Philip Rivers threw for 377 yards and three touchdowns with two 100-yard receivers. Jacksonville lost a Toby Gerhart fumble on the second play of the game, the first of three Jacksonville turnovers, but the defense held and forced San Diego to punt. The Jaguars' next possession ended at midfield with a failed 4th-and-1, and Nick Novak's ensuing 33-yard field goal opened the scoring. Jacksonville then marched 68 yards in 10 plays with Gerhart pounding in from the one for a 7-3 lead. The Chargers answered with an 83-yard drive capped by 24-yard and 47-yard completions from Rivers to Eddie Royal for a 10-7 San Diego lead. The Jaguars countered with a 76-yard drive highlighted by a 44-yard completion by Bortles to Allen Hurns to the San Diego two, from where Bortles hit newly-acquired tight end Nic Jacobs in the back of the end zone for a 14-10 lead. Another Rivers-to-Royal completion of 43 yards put San Diego ahead for good, 17-14, just before the half. The Chargers kept momentum in the third quarter as they scored on their first three possessions with a Rivers touchdown pass to Malcolm Floyd and two more Novak field goals. San Diego tacked on another field goal in the final minutes for the 33-14 final margin. Among the bright spots for Jacksonville was Bortles, who completed 29 of 37 passes for 253 yards, while the Jacksonville defense held San Diego to a field goal on all four of its red zone opportunities. The Jaguars had five rookies in the starting lineup on offense, with Bortles joined by wide receivers Allen Robinson and Allen Hurns, and linemen Luke Bowanko and Brandon Linder.

TEAM	Q	TIME	SCORING PLAY	DRIVE
S.D.	1	3:44	N. Novak 33 yd. Field Goal	7-36, 3:08
JAX	2	14:06	T. Gerhart 1 yd. run (J. Scobee kick)	10-68, 4:38
S.D.	2	11:24	E. Royal 47 yd. pass from P. Rivers (N. Novak kick)	5-83, 2:42
JAX	2	7:17	N. Jacobs 2 yd. pass from B. Bortles (J. Scobee kick)	7-76, 4:07
S.D.	2	0:59	E. Royal 43 yd. pass from P. Rivers (N. Novak kick)	4-55, 1:07
S.D.	3	11:09	M. Floyd 24 yd. pass from P. Rivers (N. Novak kick)	9-80, 3:51
S.D.	3	6:10	N. Novak 34 yd. Field Goal	7-24, 3:08
S.D.	4	13:35	N. Novak 23 yd. Field Goal	14-75, 5:28
S.D.	4	1:09	N. Novak 37 yd. Field Goal	7-19, 2:31

### TEAM STATISTICS

	JAGUARS	CHARGERS
First Downs (Run-Pass-Pen)	21 (7-12-2)	19 (2-16-1)
Total Yards-Plays-Avg.	320-65-4.9	407-61-6.7
Rushing Yards-Attempts-Avg.	85-25-3.4	42-20-2.1
Net Yards Passing (Sacked-Yds)	235 (3-19)	365 (2-12)
Att-Comp-Int	37-29-2	39-29-0
Third Down Conversions (Pct.)	9-14 (64%)	9-16 (56%)
Fourth Down Conversions (Pct.)	0-2 (0%)	0-0 (0%)
Punts-Avg.	2-55.5	3-42.0
Fumbles-Lost	1-1	1-0
Penalties-Yards	8-46	2-15
Time of Possession	30:34	29:26

### INDIVIDUAL STATISTICS

**CHARGERS RUSHING:** B. Olver 9-23, D. Brown 10-19, P. Rivers 1-0;

**JAGUARS RUSHING:** T. Gerhart 10-32, TD; D. Robinson 9-25, B. Bortles 5-24, J. Todman 1-4.

**CHARGERS PASSING:** P. Rivers 29-39-377, 3 TDs;

**JAGUARS PASSING:** B. Bortles 29-37, 254, TD, 2 INTs.

**CHARGERS RECEIVING:** K. Allen 10-135, E. Royal 5-105, 2 TDs; D. Brown 4-35, B. Oliver 4-33, M. Floyd 3-39, A. Gates 3-30;

**JAGUARS RECEIVING:** C. Harbor 8-70, A. Hurns 5-68, A. Robinson 5-38, D. Robinson 3-7, C. Shorts 2-25, J. Todman 2-20, M. Brown 1-12, T. Gerhart 1-8, W. Ta'ufou'u 1-4, N. Jacobs 1-2, TD.

**SACKS: JAGUARS** 2 (R. Bryant 0.5, S. Marks 0.5, R. Miller 1);

**CHARGERS** 3 (J. Addae 1, C. Law 1, Ric. Mathews 1).

**INTERCEPTIONS: JAGUARS** 0 ; **CHARGERS** 2 (B. Flowers 1, E. Weddle 1).

**Attendance:** 56,553      **Time:** 3:06      73 degrees



# 2014 GAME SUMMARIES



## WEEK 5 VS. PITTSBURGH

October 5, 2014 at EverBank Field

	1	2	3	4		
PITTSBURGH STEELERS (3-2)	0	10	0	7	-	17
JACKSONVILLE JAGUARS (0-5)	3	3	3	0	-	9

Scoring on their first possession and trailing 10-6 at halftime, the Jaguars gave Pittsburgh a fight but were unable to overcome an eight-point deficit in the fourth quarter in losing 17-9. Blake Bortles made his first home start and completed 22 of 36 passes but was victimized by two interceptions, the second of which was returned for the game-winning touchdown. After the Jacksonville defense forced a three-and-out on the Steelers' opening possession, the Jaguars put together a 15-play drive that resulted in a 43-yard Josh Scobee field goal. The Steelers tied it at 3-3 on Shaun Suisham's 24-yarder early in the second quarter, and then Ben Roethlisberger directed a 10-play drive that started with a 27-yard completion to Heath Miller and ended on a one-yard touchdown pass to Michael Palmer for a 10-3 lead with 1:53 remaining in the first half. Bortles then directed a two-minute drive covering 58 yards in 10 plays - including completions of 13, 18 and 17 yards - to set up Scobee's 35-yard field goal to get within 10-6 at the half. In the third quarter Scobee kicked a 36-yarder on a drive sparked by a 20-yard Storm Johnson run and a 20-yard Bortles pass to Toby Gerhart, and while that made it a one-point game at 10-9 the Jaguars had been forced to settle for a field goal for the second straight red zone possession. The fourth quarter began with the Steelers' only turnover, a sack and fumble by Roethlisberger that Abry Jones forced and Andre Branch recovered at the Jaguars' 17-yard line. But two play later Bortles' pass to the flat for Allen Hurns was picked off by Brice McCain and returned 22 yards for a touchdown, making it 17-9 with 11:32 left in the game. The Jaguars managed to gain one first down on their final two possessions and were forced to punt twice as Pittsburgh ran the final 10 plays to end the game. The Jaguars had seven rookies in their starting lineup including six on offense. With a large contingent of Steelers fans, the 66,198 tickets distributed were the most for a Jaguars game at EverBank Field since December of 2012 against New England.

TEAM	Q	TIME	SCORING PLAY	DRIVE
JAX	1	5:17	J. Scobee 43 yd. Field Goal	15-43, 8:08
PIT	2	12:35	S. Suisham 24 yd. Field Goal	9-65, 3:35
PIT	2	1:53	M. Palmer 1yd. pass from B. Roethlisberger (S. Suisham kick)	10-70, 4:53
JAX	2	0:09	J. Scobee 35 yd. Field Goal	10-58, 1:44
JAX	3	3:16	J. Scobee 36 yd. Field Goal	8-68, 3:17
PIT	4	11:32	B. McCain 22 yd. interception return (S. Suisham kick)	

### TEAM STATISTICS

	STEELERS	JAGUARS
First Downs (Run-Pass-Pen)	20 (5-15-0)	12 (4-8-0)
Total Yards-Plays-Avg.	372-68-5.5	243-52-4.7
Rushing Yards-Attempts-Avg.	111-28-4.0	56-15-3.7
Net Yards Passing (Sacked-Yds)	261 (4-12)	187 (1-4)
Att-Comp-Int	36-26-0	36-22-2
Third Down Conversions (Pct.)	8-16 (50%)	3-12 (25%)
Fourth Down Conversions (Pct.)	0-0 (0%)	1-1 (100%)
Punts-Avg.	5-45.4	5-45.0
Fumbles-Lost	1-1	3-0
Penalties-Yards	7-50	4-34
Time of Possession	35:17	24:43

### INDIVIDUAL STATISTICS

**JAGUARS RUSHING:** S. Johnson 4-27, B. Bortles 4-14, T. Gerhart 4-9, D. Robinson 3-6;

**STEELERS RUSHING:** L. Bell 15-82, L. Blount 9-28, D. Archer 1-2, W. Johnson 1-0, B. Roethlisberger 3(-2).

**JAGUARS PASSING:** B. Bortles 22-36-191, 2 INTs;

**STEELERS PASSING:** B. Roethlisberger 26-26-273, 1 TD.

**JAGUARS RECEIVING:** A. Robinson 5-51, A. Hurns 4-26, C. Harbor 3-22, M. Brown 2-26, J. Todman 2-23, A. Sanders 2-12, D. Robinson 2(-1), T. Gerhart 1-20, W. Ta'ufou'u 1-12;

**STEELERS RECEIVING:** A. Brown 5-84, L. Bell 5-36, H. Miller 3-46, J. Brown 3-26, L. Blount 3-17, D. Archer 2-8, L. Moore 1-26, M. Wheaton 1-17, W. Johnson 1-12, M. Palmer 1-1, D. Heyward-Bey 1-0.

**SACKS: JAGUARS** 4 (A. Jones 2, C. Clemons 1, P. Posluszny 1)

**STEELERS** 1 (J. Worilds 1)

**INTERCEPTIONS: JAGUARS** 0 ; **STEELERS** 2 (C. Allen 1, B. McCain 1).

**Attendance:** 66,198

**Time:** 2:54

71 degrees

## WEEK 6 AT TENNESSEE

October 12, 2014 at LP Field

	1	2	3	4		
JACKSONVILLE JAGUARS (0-6)	7	0	0	7	-	14
TENNESSEE TITANS (2-4)	3	7	3	3	-	16

After failing to recover Jacksonville's inside kick, Tennessee blocked Josh Scobee's 55-yard field goal try on the Jaguars' last play of the game to preserve a 16-14 divisional win at home. In the end the Jaguars posted season-highs in seven offensive categories: 379 total yards, 75 plays, 27 first downs, 297 net passing yards, 32 pass completions, 46 pass attempts and a possession time of 31:07. But the stats weren't enough to overcome two turnovers and six sacks, even though the Jacksonville defense also yielded season-lows in total yards and points and added three sacks to their season total. The Jaguars began the day with a strong start, marching 80 yards to score their first opening-possession touchdown of the season on a one-yard plunge by Storm Johnson, making his first NFL start. The scoring drive highlight was a 59-yard catch and run by Clay Harbor, who was finally tackled at the Tennessee 7. The Titans scored on their second possession with a 25-yard field goal after Charlie Whitehurst completed passes of 18, 11 and 25 yards. In the second quarter he had completions of 37, 17 and 22 yards to set up a one-yard touchdown run by Jackie Battle for a 10-7 Tennessee lead with 1:04 left in the first half. Opening the third quarter the Titans extended their lead, driving 77 yards to the Jacksonville 3, with the help of two third-down penalties on the Jaguars, to set up Ryan Succop's 21-yard field goal. The first turnover of the game came on Jacksonville's next possession, a 14-play series that ended with Bledi Wreh-Wilson's interception of a Blake Bortles pass at the Tennessee 16. His return to midfield put Tennessee in position to take advantage, which they did with Succop's 42-yard field goal for a 16-7 lead at the beginning of the fourth quarter. The teams exchanged punts a couple of times before the second Jaguars turnover, this time a fumble by Cecil Shorts at the Titans' 10 at the end of a 16-yard completion. The defense held and gave Jacksonville the ball again at their own 17 with 2:43 remaining and no timeouts. Bortles calmly directed the 83-yard drive, capping it with a 20-yard touchdown strike to Harbor with 37 seconds left. After Scobee's successful inside kick the Jaguars advanced only to the Tennessee 37, from where the 55-yard field goal try was blocked.

TEAM	Q	TIME	SCORING PLAY	DRIVE
JAX	1	11:17	S. Johnson 1 yd. run (J. Scobee kick)	7-80, 3:43
TEN	1	0:44	J. Succop 25 yd. Field Goal	11-67, 6:01
TEN	2	1:04	J. Battle 1 yd. run (R. Succop kick)	8-80, 4:30
TEN	3	8:52	R. Succop 21 yd. Field Goal	13-77, 6:08
TEN	4	14:49	R. Succop 42 yd. Field Goal	7-26, 3:14
JAX	4	0:37	C. Harbor 20 yd. pass from B. Bortles (J. Scobee kick)	9-83, 2:06

### TEAM STATISTICS

	JAGUARS	TITANS
First Downs (Run-Pass-Pen)	27 (8-17-2)	14 (3-9-2)
Total Yards-Plays-Avg.	379-75-5.1	290-55-5.3
Rushing Yards-Attempts-Avg.	82-23-3.6	70-24-2.9
Net Yards Passing (Sacked-Yds)	297 (6-39)	220 (3-13)
Att-Comp-Int	46-32-1	28-17-0
Third Down Conversions (Pct.)	8-15 (53%)	3-11 (27%)
Fourth Down Conversions (Pct.)	0-0 (0%)	0-0 (0%)
Punts-Avg.	6-47.7	5-49.8
Fumbles-Lost	1-1	1-0
Penalties-Yards	6-35	5-48
Time of Possession	31:07	28:53

### INDIVIDUAL STATISTICS

**TITANS RUSHING:** B. Sankey 18-61, D. McCluster 2-6, C. Whitehurst 2-1, J. Battle 1-1, L. Washington 1-1;

**JAGUARS RUSHING:** B. Bortles 5-38, D. Robinson 5-22, S. Johnson 10-21, J. Todman 3-1.

**TITANS PASSING:** C. Whitehurst 17-28-233;

**JAGUARS PASSING:** B. Bortles 32-46-336, 1 TD, 1 INT.

**TITANS RECEIVING:** D. McCluster 6-52, J. Hunter 3-77, D. Walker 3-57, N. Washington 2-23, L. Washington 1-11, B. Sankey 1-7, K. Wright 1-6;

**JAGUARS RECEIVING:** C. Shorts 10-103, A. Robinson 8-68, C. Harbor 3-91, D. Robinson 3-14, M. Lee 2-26, W. Ta'ufou'u 2-20, A. Hurns 2-18, J. Todman 1-0, S. Johnson 1(-4).

**SACKS: TITANS** 6 (J. Casey 2, M. Huff 1, K. Klug 1, S. Phillips 1, K. Wimbley 1);

**JAGUARS** 3 (W. Blackmon 1, C. Clemons 1, E. Hood 1).

**INTERCEPTIONS: TITANS** 1 (B. Wreh-Wilson) ; **JAGUARS** 0.

**Attendance:** 69,143

**Time:** 3:05

67 degrees





# 2014 GAME SUMMARIES



## WEEK 7 VS. CLEVELAND

October 19, 2014 at EverBank Field

	1	2	3	4		6
CLEVELAND BROWNS (3-3)	3	3	0	0	-	6
JACKSONVILLE JAGUARS (1-6)	0	7	3	14	-	24

The Jaguars claimed their first win of the season with a stingy defense, including three second-half takeaways that led to 17 points, and a strong running game to beat Cleveland 24-6 at EverBank Field. The Jaguars' season-high 185 rushing yards were led by Denard Robinson's 127, with touchdowns scored by Robinson and rookies Storm Johnson and Allen Robinson. In getting his first win as a starter, Blake Bortles was intercepted three times but the Jacksonville defense yielded just a field goal and made two fourth-down stops following the turnovers. Cleveland scored first on a 40-yard Billy Cundiff field goal that was set up by Tashaun Gipson's first interception and 31-yard return on the Jaguars' second possession. Cundiff added a 22-yarder in the second quarter to cap a 14-play drive after the Jacksonville defense held following first-and-goal at the 4. On the Jaguars' next series Bortles was picked off again by Gipson, and the defense did its job again by stopping the Browns on fourth-and-one at the Jacksonville 24. With 1:33 left in the half, Bortles marched the Jaguars 76 yards in three plays with completions of 16, 24 and 31 yards, the last to Allen Robinson with 37 seconds remaining for a 31-yard touchdown that gave the Jaguars their first halftime lead since opening day at 7-6. The only scoring of the third quarter was Josh Scobee's 30-yard field goal, which was set up by a Paul Posluszny fumble recovery on Telvin Smith's sack and forced fumble. Bortles' last interception came at the Cleveland six, and the Browns moved to the Jacksonville 43 from where the Jaguars defense held again on a fourth-and-5 early in the fourth quarter. The biggest break of the game came in the middle of the fourth quarter when Jordan Poyer tried to field Bryan Anger's punt at his own two-yard line but muffed the catch and the ball was recovered by LaRoy Reynolds at the Cleveland eight. From there Denard Robinson scored his first NFL touchdown for a 17-6 lead with 5:58 remaining. The clincher came two plays later when Telvin Smith intercepted Brian Hoyer at the Cleveland 22 and returned it to the seven. Storm Johnson scored from the three for a 24-6 lead with 4:35 left. The defense turned in one more fourth-down stop on the Browns' final possession when Chris Clemons got a sack for the third straight game.

TEAM	Q	TIME	SCORING PLAY	DRIVE
CLE	1	6:30	B. Cundiff 40 yd. Field Goal	4-(-5), 1:22
CLE	2	4:16	B. Cundiff 22 yd. Field Goal	14-76, 5:21
JAX	2	0:27	A. Robinson 31 yd. pass from B. Bortles (J. Scobee kick)	3-76, 1:06
JAX	3	10:00	J. Scobee 30 yd. Field Goal	7-13, 2:08
JAX	4	5:58	D. Robinson 8 yd. run (J. Scobee kick)	1-8, 0:03
JAX	4	4:35	S. Johnson 3 yd. run (J. Scobee kick)	2-7, 0:37

### TEAM STATISTICS

	BROWNS	JAGUARS
First Downs (Run-Pass-Pen)	13 (2-11-0)	20 (10-8-2)
Total Yards-Plays-Avg.	266-74-3.6	336-68-4.9
Rushing Yards-Attempts-Avg.	69-30-2.3	185-35-5.3
Net Yards Passing (Sacked-Yds)	197 (3-18)	151 (2-8)
Att-Comp-Int	41-16-1	31-17-3
Third Down Conversions (Pct.)	4-17 (24%)	5-16 (31%)
Fourth Down Conversions (Pct.)	0-3 (0%)	0-0 (0%)
Punts-Avg.	7-50.4	8-43.1
Fumbles-Lost	2-2	0-0
Penalties-Yards	8-50	3-25
Time of Possession	28:27	31:33

### INDIVIDUAL STATISTICS

**JAGUARS RUSHING:** D. Robinson 22-127, 1 TD; B. Bortles 5-37, S. Johnson 6-16, 1 TD; M. Lee 2-5;  
**BROWNS RUSHING:** B. Tate 16-36, I. Crowell 7-18, T. West 7-18, A. Hawkins 1-8, B. Hoyer 1-(-1).

**JAGUARS PASSING:** B. Bortles 17-31-159, 1 TD, 3 INTs;  
**BROWNS PASSING:** B. Hoyer 16-31-215, 1 INT.

**JAGUARS RECEIVING:** C. Harbor 6-34, A. Robinson 4-60, 1 TD; C. Shorts 3-12, J. Todman 1-26, M. Lee 1-20, A. Hurns 1-7, A. Sanders 1-0;  
**BROWNS RECEIVING:** A. Hawkins 5-112, M. Austin 3-53, T. Gabriel 3-39, J. Cameron 1-5, I. Crowell 1-5, R. Agnew 1-3, T. West 1-0, B. Tate 1-(-2).

**SACKS: JAGUARS** 3 (C. Clemons 1, P. Posluszny 1, T. Smith 1);  
**BROWNS** 2 (K. Dansby 1, C. Kirksey 1).

**INTERCEPTIONS: JAGUARS** 1 (T. Smith); **BROWNS** 3 (T. Gipson 2, J. Gilbert 1).

Attendance: 61,341 Time: 3:16 76 degrees

## WEEK 8 VS. MIAMI

October 26, 2014 at EverBank Field

	1	2	3	4		27
MIAMI DOLPHINS (4-3)	0	10	14	3	-	27
JACKSONVILLE JAGUARS (1-7)	0	3	3	7	-	13

A strong performance by the Jacksonville defense was nullified by turnovers, including two interceptions returned for Dolphins touchdowns, as the Jaguars lost at home 27-13. The Jaguars appeared to be off to a strong start, narrowly missing a touchdown on the opening possession on a long pass from Blake Bortles to Allen Robinson. Forced to settle for a field goal, they came up empty when Josh Scobee's 48-yard try was blocked. A series of punts ensued for the rest of the first quarter, but on the first play of the second period Bortles' pass was intercepted by Louis Delmas and returned 81 yards for a touchdown. Jacksonville answered quickly though, with a 14-play, 66-yard drive ending with a 30-yard Scobee field goal. After the Jacksonville defense forced a third consecutive three-and-out, the Jaguars moved to the Miami 37 before Bortles fumbled at the end of a nine-yard run at the Miami 23. The Dolphins capitalized again, with Caleb Sturgis hitting a 43-yard field goal with 58 seconds left in the half to cap an 11-play drive. The Jaguars dominated the first half statistically—with 21:26 to 8:34 time of possession, 11 to 3 first downs, 219 to 56 total yards and 118 to 26 rushing yards—but trailed 10-3 due to the two turnovers. The third quarter began with the Jaguars defense forcing another punt after Ryan Davis' second sack of the day, but the Jaguars' first play of the half resulted in a second interception returned for a Miami touchdown, this time 22 yards by Brent Grimes for a 17-3 lead. The Jaguars answered with a 10-play drive to set up Scobee's 40-yard field goal, but Miami responded two series later with a 95-yard scoring drive that included a 50-yard pass and a 30-yard run before Ryan Tannehill threw a three-yard touchdown pass to Rishard Matthews for a 24-6 advantage. Miami tacked on another field goal in the fourth quarter before the Jaguars' final possession of the day ended with a 48-yard Bortles touchdown pass to Allen Robinson. Denard Robinson turned in his second straight 100-yard rushing game, including a 41-yarder, as the Jaguars ran for 176 yards. J.T. Thomas, making his first start at middle linebacker for the injured Paul Posluszny, got his first NFL interception in the end zone in the fourth quarter.

TEAM	Q	TIME	SCORING PLAY	DRIVE
MIA	2	14:46	L. Delmas 81 yd. interception return (C. Sturgis kick)	
JAX	2	6:28	J. Scobee 30 yd. Field Goal	14-66, 8:18
MIA	2	0:58	C. Sturgis 43 yd. Field Goal	11-52, 3:23
MIA	3	12:16	B. Grimes 22 yd. interception return (C. Sturgis kick)	
JAX	3	7:55	J. Scobee 40 yd. Field Goal	10-58, 4:21
MIA	3	2:18	R. Matthews 3 yd. pass from R. Tannehill (C. Sturgis kick)	7-95, 3:32
MIA	4	3:54	C. Sturgis 29 yd. Field Goal	9-68, 4:27
JAX	4	2:19	A. Robinson 48 yd. pass from B. Bortles (J. Scobee kick)	5-80, 1:35

### TEAM STATISTICS

	DOLPHINS	JAGUARS
First Downs (Run-Pass-Pen)	17 (7-8-2)	19 (6-11-2)
Total Yards-Plays-Avg.	326-56-5.8	377-68-5.5
Rushing Yards-Attempts-Avg.	148-24-6.2	176-30-5.9
Net Yards Passing (Sacked-Yds)	178 (3-18)	201 (4-20)
Att-Comp-Int	29-16-1	34-18-2
Third Down Conversions (Pct.)	5-12 (42%)	6-15 (40%)
Fourth Down Conversions (Pct.)	0-0 (0%)	2-2 (100%)
Punts-Avg.	5-51.0	4-46.8
Fumbles-Lost	0-0	1-1
Penalties-Yards	7-52	6-37
Time of Possession	27:37	32:23

### INDIVIDUAL STATISTICS

**JAGUARS RUSHING:** D. Robinson 18-108, B. Bortles 6-48, T. Gerhart 4-10, J. Todman 2-10;  
**DOLPHINS RUSHING:** L. Miller 14-78, R. Tannehill 5-48, Dn. Thomas 4-18, J. Landry 1-4.

**JAGUARS PASSING:** B. Bortles 18-34-221, 1 TD, 2 INTs;  
**DOLPHINS PASSING:** R. Tannehill 16-29, 1 TD, 1 INT.

**JAGUARS RECEIVING:** A. Robinson 5-82, 1 TD; A. Hurns 3-49, C. Shorts 3-41, C. Harbor 2-27, J. Todman 2-0, D. Robinson 1-10, M. Lee 1-9, T. Gerhart 1-3;  
**DOLPHINS RECEIVING:** J. Landry 3-23, L. Miller 3-21, M. Wallace 2-59, D. Sims 2-51, Dn. Thomas 2-12, B. Hartline 1-19, B. Gibson 1-7, R. Matthews 1-3, C. Clay 1-1.

**SACKS: JAGUARS** 3 (R. Davis 2, S. Marks 1);  
**DOLPHINS** 4 (T. Fede 1, J. Freeny 1, R. Jones 1, C. Wake 1)

**INTERCEPTIONS: JAGUARS** 1 (J. Thomas 1); **DOLPHINS** 2 (L. Delmas 1, B. Grimes 1).

Attendance: 65,633 Time: 3:05 76 degrees



# 2014 GAME SUMMARIES



## WEEK 9 AT CINCINNATI

NOVEMBER 2, 2014 at Paul Brown Stadium

	1	2	3	4		
JACKSONVILLE JAGUARS (1-8)	3	0	7	13	-	23
CINCINNATI BENGALS (5-2-1)	0	12	7	14	-	33

The Jaguars, trailing by 16 points in the second quarter, battled back to get within three points with 8:13 left in the game, but turnovers and special teams miscues led to a 33-23 loss in Cincinnati. The Bengals led 12-3 at the half on an Andy Dalton-to-Mohamed Sanu 19-yard touchdown pass and a Mike Nugent field goal. The additional two points came on a safety when a Bryan Anger punt was blocked through the end zone, this after his previous punt was tipped and deflected before rolling dead at 27 yards. Cincinnati extended the lead to 19-3 in the third quarter on a Jeremy Hill one-yard run, but the Jaguars responded with a 40-yard scoring pass from Blake Bortles to Allen Hurns to cap a three-play, 64-yard drive. Cincinnati's next possession ended with a Sherrod Martin interception before the Bengals scored again on an 18-yard A.J. Green touchdown catch to make it 26-10 early in the fourth quarter. Jacksonville answered again with another Hurns touchdown, this time on an 18-yard pass capping an eight-play, 75-yard series. J.T. Thomas' interception at the Cincinnati 17 was returned to the seven, setting up a Denard Robinson five-yard touchdown run to get the Jaguars within three at 26-23. But Josh Scobee's ensuing kickoff went out of bounds, giving the Bengals possession at their own 40, and they took just one play to reach the end zone one more time on a 60-yard Hill run to close out the scoring. Hill finished with 154 rushing yards while Denard Robinson finished with 94 yards on 17 carries, narrowly missing a third straight 100-yard rushing performance. Hurns turned in 117 receiving yards and two touchdowns on a career-high seven receptions. Bortles posted a career-best passer rating of 96.4 with 247 passing yard and two touchdowns while completing 22 of 33 passes. On defense Thomas and Martin got interceptions while Sen'Derrick Marks notched his fourth sack of the season.

TEAM	Q	TIME	SCORING PLAY	DRIVE
JAX	1	1:21	J. Scobee 25 yd. Field Goal	10-79, 5:17
CIN	2	11:48	M. Sanu 19 yd pass from Andy Dalton (M. Nugent kick)	10-80, 4:33
CIN	2	4:25	M. Nugent 31 yd. Field Goal	10-49, 5:29
CIN	2	2:58	Punt blocked by T. Mays out of bounds in end zone for a Safety	
CIN	3	10:33	J. Hill 1 yd. run (M. Nugent kick)	8-62, 4:27
JAX	3	9:36	A. Hurns 40 yd. pass from B. Bortles (J. Scobee kick)	3-64, 0:57
CIN	4	13:54	A. Green 18 yd. pass from A. Dalton (M. Nugent kick)	2-23, 0:45
JAX	4	9:55	A. Hurns 18 yd. pass from B. Bortles (pass failed)	8-75, 3:59
JAX	4	8:13	D. Robinson 5 yd run (J. Scobee kick)	2-7, 0:43
CIN	4	8:04	J. Hill 60 yd. run (M. Nugent kick)	1-60, 0:09

### TEAM STATISTICS

	JAGUARS	BENGALS
First Downs (Run-Pass-Pen)	19 (4-14-1)	23 (11-12-0)
Total Yards-Plays-Avg.	365-60-6.1	423-67-6.3
Rushing Yards-Attempts-Avg.	132-25-5.3	191-34-5.6
Net Yards Passing (Sacked-Yds)	233 (2-14)	232 (2-1)
Att-Comp-Int	33-22-1	31-19-2
Third Down Conversions (Pct.)	4-12 (33%)	6-13 (46%)
Fourth Down Conversions (Pct.)	0-0 (0%)	0-0 (0%)
Punts-Avg.	7-35.7	5-50.4
Fumbles-Lost	0-0	1-0
Penalties-Yards	3-35	6-40
Time of Possession	27:16	32:44

### INDIVIDUAL STATISTICS

**BENGALS RUSHING:** J. Hill 24-154, A. Dalton 2-11, J. Wright 1-11, C. Peerman 5-9, M. Sanu 1-9, A. Green 1-(-3);

**JAGUARS RUSHING:** D. Robinson 17-94, T. Gerhart 3-19, B. Bortles 4-10, J. Todman 1-9.

**BENGALS PASSING:** A. Dalton 19-31-233, 2 TD, 2 INT;

**JAGUARS PASSING:** B. Bortles 22-33-247, 2 TD, 1 INT.

**BENGALS RECEIVING:** J. Gresham 5-36, M. Sanu 4-95, A. Green 3-44, C. Peerman 2-22, R. Burkhead 2-10, B. Tate 1-10, J. Hill 1-9, R. Hewitt 1-7;

**JAGUARS RECEIVING:** A. Hurns 7-112, C. Shorts III 5-40, A. Robinson 4-35, T. Gerhart 3-49, D. Robinson 2-10, J. Todman 1-1.

**SACKS: BENGALS** 2 (C. Dunlap 1, M. Hunt 1);

**JAGUARS** 2 (S. Marks 1, C. Smith 0.5, R. Davis 0.5)

**INTERCEPTIONS: BENGALS** 1 (G. Iloka 1); **JAGUARS** 2 (S. Martin 1, Thomas III 1).

**Attendance:** 60,057 **Time:** 3:13 **42 degrees**

## WEEK 10 VS. DALLAS

NOVEMBER 9, 2014 at Wembley Stadium

	1	2	3	4		
DALLAS COWBOYS (7-3)	10	14	7	0	-	31
JACKSONVILLE JAGUARS (1-9)	7	0	0	10	-	17

In their second-ever home game at Wembley Stadium the Jaguars took an early lead but were unable to hold off a productive Dallas team that scored 24 first half points, falling 31-17. Though he was not certain to play because of a back injury, Tony Romo started and completed 20 of 27 passes for 246 yards and three touchdowns to lead the Cowboys. Dez Bryant did the most damage with six receptions for 158 yards and two touchdowns, all in the first half, while NFL rushing leader DeMarco Murray ran for 100 yards on 19 carries. Denard Robinson scored both touchdowns for the Jaguars, on runs of 32 and 1 yards, while Blake Bortles threw for 290 yards including 119 to Cecil Shorts. Both teams scored on their initial possession, with the Cowboys getting a 54-yard Dan Bailey field goal before Robinson's 32-yard scoring run which capped a 9-play, 80-yard drive for a 7-3 lead. Dallas then added three first half touchdowns with Jason Witten catching a two-yards pass in the first quarter—set up by a Jaguars muffed punt at their own six-yard line—before Bryant's 35- and 68-yard scores in the second. Bryant's second touchdown came on a one-play drive with 19 seconds left in the first half, one play after a Jaguars punt to the Dallas 32. Joseph Randle tacked on a 40-yard touchdown run on the Cowboys' first possession of the second half to cap an 87-yard drive and give Dallas a 31-7 lead. The Jaguars' next four possessions ended with two failed fourth-down plays, one punt and an interception. Jacksonville got a safety in the fourth quarter when the Cowboys were called for holding in their own end zone on a punt, and the Jaguars scored on their final possession of the day when Denard Robinson ran in from a yard out and then Allen Robinson caught two two-point conversion pass. The Jaguars reached their bye week with a 1-9 record.

TEAM	Q	TIME	SCORING PLAY	DRIVE
DAL	1	12:09	D. Bailey 54 yd. Field Goal	6-44, 2:51
JAX	1	7:36	D. Robinson 32 yd. run (J. Scobee kick)	9-80, 4:33
DAL	1	2:30	J. Witten 2 yd. pass from T. Romo (D. Bailey kick)	3-6, 0:57
DAL	2	7:01	D. Bryant 35 yd. pass from T. Romo (D. Bailey kick)	5-65, 2:52
DAL	2	0:19	D. Bryant 68 yd. pass from T. Romo (D. Bailey kick)	1-68, 0:12
DAL	3	7:34	J. Randle 4 yd. run (D. Bailey kick)	6-87, 3:33
JAX	4	7:55	Penalty on K. Wilber enforced in end zone for a Safety	
JAX	4	1:53	D. Robinson 1 yd. run (B. Bortles-A. Robinson pass)	7-54, 1:27

### TEAM STATISTICS

	COWBOYS	JAGUARS
First Downs (Run-Pass-Pen)	16 (6-10-0)	20 (5-11-4)
Total Yards-Plays-Avg.	399-59-6.8	333-65-5.1
Rushing Yards-Attempts-Avg.	151-30-5.0	71-24-3.0
Net Yards Passing (Sacked-Yds)	248 (1-6)	262 (4-28)
Att-Comp-Int	28-21-0	37-22-1
Third Down Conversions (Pct.)	4-13 (31%)	4-14 (29%)
Fourth Down Conversions (Pct.)	0-0 (0%)	2-4 (50%)
Punts-Avg.	5-46.8	6-47.2
Fumbles-Lost	1-1	3-2
Penalties-Yards	9-65	2-19
Time of Possession	31:32	28:28

### INDIVIDUAL STATISTICS

**JAGUARS RUSHING:** D. Robinson 15-60, 2 TD; J. Todman 2-6, B. Bortles 3-3, T. Gerhart 4-2;

**COWBOYS RUSHING:** D. Murray 19-100, J. Randle 7-56, D. Harris 1-(-2), B. Weeden 3-(-3).

**JAGUARS PASSING:** B. Bortles 22-37-290, 1 INT;

**COWBOYS PASSING:** T. Romo 20-27-246, 3 TD; B. Weeden 1-1-8.

**JAGUARS RECEIVING:** C. Shorts 5-119, A. Robinson 5-60, C. Harbor 3-28, J. Todman 3-27, D. Robinson 2-10, N. Jacobs 1-14, M. Lee 1-13, A. Sanders 1-10, A. Hurns 1-9;

**COWBOYS RECEIVING:** D. Bryant 6-158, 2 TD; D. Murray 6-31, J. Witten 5-33, L. Dunbar 2-7, G. Escobar 1-14, C. Beasley 1-11.

**SACKS: JAGUARS** 1 (S. Marks 1);

**COWBOYS** 4 (B. Carr 1, J. Crawford 1, C. Lawrence 1, J. Mincey 1)

**INTERCEPTIONS: JAGUARS** 0; **COWBOYS** 1 (B. Carter 1)

**Attendance:** 83,603 **Time:** 3:08 **50 degrees**





# 2014 GAME SUMMARIES



## WEEK 12 AT INDIANAPOLIS

NOVEMBER 23, 2014 at Lucas Oil Stadium

	1	2	3	4		
JACKSONVILLE JAGUARS (1-10)	3	0	0	0	-	3
INDIANAPOLIS COLTS (7-4)	3	3	14	3	-	23

A strong start by the Jaguars defense—including five sacks, five forced fumbles and three fumble recoveries in the first half—was later negated by four consecutive Colts scoring drives as the Jaguars lost 23-3 in Indianapolis. Nine of the Jaguars' 12 possessions ended in a punt or a turnover as the team was held to a season-low in points. On the fourth play of the game Chris Clemons got the first of his three sacks and forced an Andrew Luck fumble that Telvin Smith recovered at the Colts' 46. But two plays later Blake Bortles was intercepted and the Colts, despite Clemons' second sack in as many drives, capitalized with a 46-yard Adam Vinatieri field goal for a 3-0 lead. The Colts' next possession ended with another strip sack, this time by Chris Smith with Sen'Derrick Marks recovering at the Colts 12 to set up Josh Scobee's 28-yard field goal to make it 3-3. On Jacksonville's next series the turnover battle continued as Denard Robinson was forced to fumble and the Colts recovered at the Jacksonville 41. Clemons got his third sack of the day on the next drive before another Indianapolis fumble which was recovered by Telvin Smith at the Jacksonville seven. The Jaguars were unable to take advantage there, but the defense held on a goal line stand at the end of the first half and Indianapolis took a 6-3 halftime lead on Vinatieri's 20-yard field goal. The game turned in the third quarter, when the Jaguars failed to gain a first down and went three-and-out three times while the Colts scored 17 points on three consecutive drives with a Trent Richardson one-yard run, a Luck-to-T.Y. Hilton 73-yard pass and a 32-yard field goal. In that period Indianapolis was four-for-four on third down, gained 11 first downs and more than doubled the Jaguars' time of possession. The Jaguars fell to 1-10 for the first time. The Colts' six fumbles tied the most by a Jaguars opponent, and through 11 games the Jaguars defense recorded 33 sacks, their most in a season since 2007.

TEAM	Q	TIME	SCORING PLAY	DRIVE
IND	1	10:32	A. Vinatieri 46 yd. Field Goal	4-(-6), 1:28
JAX	1	4:17	J. Scobee 28 yd. Field Goal	4-2, 2:28
IND	2	0:12	A. Vinatieri 20 yd Field Goal	10-52, 2:19
IND	3	8:31	T. Richardson 1 yd. fun (A. Vinatieri kick)	9-38, 5:08
IND	3	6:08	T. Hilton 73 yd. pass from A. Luck (A. Vinatieri kick)	2-85, 0:38
IND	4	14:52	A. Vinatieri 32 yd. Field Goal	11-77, 4:28

### TEAM STATISTICS

	JAGUARS	COLTS
First Downs (Run-Pass-Pen)	11 (6-5-0)	24 (12-9-3)
Total Yards-Plays-Avg.	194-54-3.6	389-72-5.4
Rushing Yards-Attempts-Avg.	80-23-3.5	175-35-5.0
Net Yards Passing (Sacked-Yds)	114 (4-32)	214 (5-39)
Att-Comp-Int	27-15-1	21-21-0
Third Down Conversions (Pct.)	3-12 (25%)	9-17 (53%)
Fourth Down Conversions (Pct.)	0-1 (0%)	0-0 (0%)
Punts-Avg.	7-49.4	3-48.7
Fumbles-Lost	2-1	6-3
Penalties-Yards	6-43	6-54
Time of Possession	25:55	34:05

### INDIVIDUAL STATISTICS

**COLTS RUSHING:** D. Herron 12-65, A. Luck 8-49, T. Richardson 13-42, TD; T. Hilton 1-15, D. Moncrief 1-4;

**JAGUARS RUSHING:** T. Gerhart 4-31, D. Robinson 14-25, B. Bortles 5-24.

**COLTS PASSING:** A. Luck 21-32-253, 1 TD;

**JAGUARS PASSING:** B. Bortles 15-27-146, 1 INT.

**COLTS RECEIVING:** D. Herron 5-31, T. Hilton 4-122, TD; D. Moncrief 4-38, R. Wayne 3-10, C. Fleener 2-28, J. Doyle 2-8, H. Nicks 1-16;

**JAGUARS RECEIVING:** D. Robinson 4-47, M. Lee 3-52, T. Gerhart 3-19, J. Todman 2-14, A. Hurns 1-13, C. Shrots 1-6, M. Lewis 1-(-5).

**SACKS: COLTS** 4 (L. Landry 1.5, D. Jackson 1, Team 1, J. Freeman 1);

**JAGUARS** 5 (C. Clemons 3, R. Davis 1, C. Smith 1).

**INTERCEPTIONS: COLTS** 1 (V. Davis) ; **JAGUARS** 0

**Attendance:** 64,328

**Time:** 3:03

50 degrees

## WEEK 13 VS. NEW YORK GIANTS

NOVEMBER 30, 2014 at EverBank Field

	1	2	3	4		
NEW YORK GIANTS (3-9)	0	21	0	0	-	24
JACKSONVILLE JAGUARS (2-10)	0	3	13	9	-	25

Turning in the largest come-from-behind win in franchise history, the Jaguars got two second-half touchdowns from their defense to erase a 21-0 second-quarter deficit and claim a 25-24 win at home against the Giants. Josh Scobee's 43-yard field goal with 28 seconds remaining provided the winning margin, capping Blake Bortles' first game-winning drive of 11 plays and 55 yards. Both teams punted on their initial possession but then the Giants took over, scoring touchdowns on three consecutive drives including a 19-play, 91-yard march that consumed 9:51 and made it 7-0 on Rashad Jennings' two-yard run. A three-yard touchdown pass from Eli Manning to Preston Parker and a Jennings 17-yard run made it 21-0 midway through the second quarter. Scobee's 28-yard field goal on the Jaguars' next series made it 21-3 at halftime. In the second half the Jacksonville defense took over, getting a touchdown on the Giants' first series when Manning was sacked by Geno Hayes and fumbled at his own eight-yard line with J.T. Thomas recovering the ball in the end zone. A Giants missed 43-yard field goal try later in the quarter preceded the Jaguars' second touchdown, a 30-yard Bortles pass to Marqise Lee. The Jaguars' two-point conversion try fell incomplete, leaving the score at 21-16. The Giants' next possession ended in another Jaguars defensive touchdown as Aaron Colvin scooped up a Larry Donnell fumble and returned it 41 yards to give the Jaguars their first lead at 22-21 with 2:04 gone in the fourth quarter. Another two-point conversion try fell incomplete, leaving Jacksonville with a one-point lead. After two punts the Giants regained the lead on Josh Brown's 33-yard field goal, making it 24-22 with 3:26 remaining. The Jaguars responded, driving 55 yards in 11 plays with Bortles completing four consecutive passes and running for 11 and 20 yards. After Scobee's kick made it 25-24, the Jaguars defense sealed the win on the next play when Sen'Derrick Marks got his second sack of the day and forced a Manning fumble which Chris Clemons recovered. The Jaguars' 21-point comeback win broke the previous team record of 15 points in 1996, and the game marked the first time in franchise history the defense scored two touchdowns in a game.

TEAM	Q	TIME	SCORING PLAY	DRIVE
NYG	2	14:57	R. Jennings 2 yd. run (J. Brown kick)	19-91, 9:51
NYG	2	11:27	P. Parker 3 yd. pass from E. Manning (J. Brown kick)	6-54, 3:01
NYG	2	6:30	R. Jennings 17 yd. run (J. Brown kick)	7-63, 3:29
JAX	2	2:03	J. Scobee 28 yd. Field Goal	12-70, 4:27
JAX	3	11:13	J. Thomas fumble recovery in end zone (J. Scobee kick)	
JAX	3	1:55	M. Lee 30 yd. pass from B. Bortles (pass failed)	6-67, 2:55
JAX	4	12:56	A. Colvin 41 yd. fumble return (pass failed)	
NYG	4	3:26	J. Brown 33 yd. Field Goal	8-54, 2:36
JAX	4	0:28	J. Scobee 43 yd. Field Goal	11-55, 2:58

### TEAM STATISTICS

	GIANTS	JAGUARS
First Downs (Run-Pass-Pen)	22 (8-14-0)	18 (6-10-2)
Total Yards-Plays-Avg.	329-73-4.5	258-64-4.0
Rushing Yards-Attempts-Avg.	116-35-3.3	118-22-5.4
Net Yards Passing (Sacked-Yds)	213 (4-34)	140 (7-54)
Att-Comp-Int	34-24-0	35-21-0
Third Down Conversions (Pct.)	7-15 (47%)	3-12 (25%)
Fourth Down Conversions (Pct.)	0-0 (0%)	0-0 (0%)
Punts-Avg.	5-51.8	7-52.4
Fumbles-Lost	3-3	0-0
Penalties-Yards	6-40	7-49
Time of Possession	34:39	25:21

### INDIVIDUAL STATISTICS

**JAGUARS RUSHING:** B. Bortles 5-68, D. Robinson 11-44, T. Gerhart 5-7, J. Todman 1-(-1);

**GIANTS RUSHING:** R. Jennings 26-91, A. Williams 8-21, O. Beckham 1-4.

**JAGUARS PASSING:** B. Bortles 21-35-194, 1 TD;

**GIANTS PASSING:** E. Manning 24-34-247, 1 TD

**JAGUARS RECEIVING:** M. Lee 6-75, A. Hurns 4-42, C. Shorts 4-35, D. Robinson 3-10, M. Lewis 2-8, C. Harbor 1-17, J. Todman 1-7;

**GIANTS RECEIVING:** O. Beckham 7-90, L. Donnell 5-55, R. Randle 3-52, R. Jennings 3-3, K. Ogletree 2-25, A. Williams 2-16, P. Parker 2-6.

**SACKS: JAGUARS** 4 (S. Marks 2, T. Alualu 1, G. Hayes 1)

**GIANTS** 7 (D. Kennard 2, J. Pierre-Paul 1.5, S. Brown 1, J. Hankins 1, J. McClain 1, K. Wynn 0.5).

**INTERCEPTIONS: JAGUARS** 0 ; **GIANTS** 0

**Attendance:** 64,687

**Time:** 3:09

71 degrees



# 2014 GAME SUMMARIES



## WEEK 14 VS. HOUSTON

DECEMBER 7, 2014 at EverBank Field

	1	2	3	4		
HOUSTON TEXANS (7-6)	3	7	7	10	-	27
JACKSONVILLE JAGUARS (2-11)	7	6	0	0	-	13

The Jaguars scored first and built a 13-10 halftime lead but were unable to hold it as Houston scored on its first three possessions of the second half to post a 27-13 win. Blake Bortles threw his first first-quarter touchdown pass of the season on the Jaguars' second possession, hitting fellow rookie Allen Hurns on the run with a four-yard pass. Houston answered on the next series with a 44-yard Randy Bullock field goal capping a 54-yard drive, and the Texans took their first lead on their next possession, marching 52 yards in six plays with Ryan Fitzpatrick scoring on a four-yard run for a 10-7 Houston lead early in the second period. The Jaguars' two longest drives of the day came in the second quarter and both resulted in Josh Scobee field goals of 33 and 37 yards to cap 11- and 13-play drives and make it 13-10. In the second half the game turned as the Jaguars' first three possessions ended in punt, interception and punt while Houston scored on its first three drives of the half. The Texans took the lead for good at 17-13 on Alfred Blue's one-yard run which capped a 16-play, 84-yard drive. Bortles was then intercepted by D.J. Swearinger at the Jacksonville 32 and Arian Foster's ensuing one-yard scoring run gave Houston a 24-13 lead early in the fourth. Bullock tacked on a 44-yard field goal for a 14-point lead at 27-13, and the Houston defense stopped the Jaguars on fourth down on each of their last two possessions. Scobee eclipsed the 1,000-point mark for his career with his two field goals and PAT, giving him 1,002 in his 11-year career to become one of nine active NFL players with 1,000 points. Sen'Derrick Marks got 1.5 sacks on the Texans' first two possessions to increase his season total to 8.5, while Hurns' touchdown was his sixth, a franchise record by a rookie wide receiver. Houston's J.J. Watt turned in three sacks to increase his season total to 14.5, and Foster finished with 127 rushing yards.

TEAM	Q	TIME	SCORING PLAY	DRIVE
JAX	1	3:39	A. Hurns 4 yd. pass from B. Bortles (J. Scobee kick)	7-50, 3:27
HOU	1	1:22	R. Bullock 44 yd. run (R. Bullock kick)	5-54, 2:17
HOU	2	11:45	R. Fitzpatrick 4 yd. run (R. Bullock kick)	6-52, 3:15
JAX	2	5:53	J. Scobee 33 yd. Field Goal	11-59, 5:52
JAX	2	1:09	J. Scobee 37 yd. Field Goal	13-67, 3:38
HOU	3	3:23	A. Blue 1 yd. run (R. Bullock kick)	16-84, 8:29
HOU	4	14:23	A. Foster 1 yd. run (R. Bullock kick)	6-26, 2:48
HOU	4	8:39	R. Bullock 44 yd. Field Goal	9-54, 4:51

### TEAM STATISTICS

	TEXANS	JAGUARS
First Downs (Run-Pass-Pen)	19 (9-7-3)	17 (4-10-3)
Total Yards-Plays-Avg.	304-63-4.8	262-66-4.0
Rushing Yards-Attempts-Avg.	169-43-3.9	74-22-3.4
Net Yards Passing (Sacked-Yds)	135 (1-0)	188 (4-17)
Att-Comp-Int	19-13-0	40-20-1
Third Down Conversions (Pct.)	3-14 (21%)	5-15 (33%)
Fourth Down Conversions (Pct.)	2-2 (100%)	0-2 (0%)
Punts-Avg.	5-47.6	4-48.3
Fumbles-Lost	1-0	0-0
Penalties-Yards	7-64	6-40
Time of Possession	32:29	27:31

### INDIVIDUAL STATISTICS

**JAGUARS RUSHING:** D. Robinson 10-30, T. Gerhart 5-19, J. Todman 3-11, B. Bortles 3-10, M. Lee 1-4,

**TEXANS RUSHING:** A. Foster 24-127, R. Fitzpatrick 9-15, A. Blue 9-15, D. Johnson 1-12.

**JAGUARS PASSING:** B. Bortles 20-39-205, 1 TD, 1 INT; D. Robinson 0-1-0.

**TEXANS PASSING:** R. Fitzpatrick 13-19-135.

**JAGUARS RECEIVING:** M. Lee 5-67, A. Hurns 5-36, 1 TD; M. Lewis 3-69, T. Gerhart 2-16, C. Shorts 2-3, A. Sanders 1-9, J. Todman 1-5,

**TEXANS RECEIVING:** D. Hopkins 4-49, A. Johnson 4-17, A. Foster 2-21, R. Griffin 1-25, K. Martin 1-12, D. Johnson 1-11.

**SACKS: JAGUARS** 2 (S. Marks 1-5, C. Smith 0.5)

**TEXANS** 4 (J. Watt 3, B. Reed 1).

**INTERCEPTIONS: JAGUARS** 0 ; **TEXANS** 1 (D. Swearinger)

**Attendance:** 61,070      **Time:** 3:00      61 degrees

## WEEK 15 AT BALTIMORE

December 14, 2014 at M&T Bank Stadium

	1	2	3	4		
JACKSONVILLE JAGUARS (2-12)	6	6	0	0	-	12
BALTIMORE RAVENS (9-5)	7	3	7	3	-	20

An ominous start, with Baltimore blocking a punt for a touchdown on the first series of the game, set the stage for an unusual contest that included six field goals, just one offensive touchdown and a successful onside kick and fake punt by the Jaguars, but Jacksonville's inability to reach the end zone cost them in a 20-12 loss in Baltimore. After the blocked punt put them in a 7-0 deficit, the Jaguars scored on each of their next three possessions with Josh Scobee kicking field goals of 53, 45 and 53 yards for a 9-7 lead. On the next series Scobee missed from 42 yards and Justin Tucker's 22-yarder midway through the second quarter gave Baltimore back the lead at 10-9. Tucker then missed a 54-yard try before Scobee ended the first half with his fourth field goal of the day, this one from 45 yards again to give Jacksonville a 12-10 halftime lead. That would be the end of the Jaguars' scoring, however, as they punted on their first four possessions of the second half. Baltimore put together a 6-play, 80-yard drive early in the third quarter on which Joe Flacco completed all five of his passes including 22- and 29-yarders to set up his three-yard touchdown pass to Owen Daniels for a 17-12 Baltimore advantage. The five-point margin stood through most of the half, and the Jaguars were unable to march beyond the Baltimore 34-yard line, where they failed on a fourth-and-nine with 3:29 left in the game. From there the Ravens drove 49 yards in eight plays for a 33-yard field goal that gave them an eight-point lead with 1:11 remaining. Then on fourth-and-19 Blake Bortles' desperation pass was intercepted to seal the win for Baltimore. The Ravens defense harassed Bortles, sacking him eight times on the day including four in the fourth quarter. The Jaguars' two successful special teams plays – an onside kick in the second quarter and a fake punt in the third – went for naught as the team was unable to score following either surprise play.

TEAM	Q	TIME	SCORING PLAY	DRIVE
BAL	1	11:52	K. Aiken 11 yd. return of blocked punt (J. Tucker kick)	
JAX	1	9:33	J. Scobee 53 yd. Field Goal	7-31, 2:19
JAX	1	1:18	J. Scobee 45 yd. Field Goal	12-62, 6:42
JAX	2	11:33	J. Scobee 53 yd. Field Goal	4-(-2), 2:01
BAL	2	3:45	J. Tucker 22 yd. Field Goal	10-65, 5:20
JAX	2	0:04	J. Scobee 45 yd. Field Goal	4-29, 0:36
BAL	3	8:34	O. Daniels 3 yd. pass from J. Flacco (J. Tucker kick)	6-80, 3:19
BAL	4	1:11	J. Tucker 33 yd. Field Goal	8-49, 2:10

### TEAM STATISTICS

	JAGUARS	RAVENS
First Downs (Run-Pass-Pen)	13 (4-9-0)	17 (3-11-3)
Total Yards-Plays-Avg.	248-69-3.6	314-56-5.6
Rushing Yards-Attempts-Avg.	82-23-3.6	93-26-3.6
Net Yards Passing (Sacked-Yds)	166 (8-63)	221 (0-0)
Att-Comp-Int	38-22-1	30-20-0
Third Down Conversions (Pct.)	5-18 (28%)	4-12 (33%)
Fourth Down Conversions (Pct.)	1-3 (33%)	0-0 (0%)
Punts-Avg.	6-44.5	4-50.8
Fumbles-Lost	0-0	1-1
Penalties-Yards	5-60	9-70
Time of Possession	31:42	28:18

### INDIVIDUAL STATISTICS

**RAVENS RUSHING:** J. Forsett 16-48, B. Pierce 6-37, J. Flacco 4-8;

**JAGUARS RUSHING:** T. Gerhart 13-54, S. Johnson 6-19, J. Todman 3-7, B. Bortles 1-2.

**RAVENS PASSING:** J. Flacco 20-30-221, 1 TD;

**JAGUARS PASSING:** B. Bortles 21-37, 1 INT; B. Anger 1-1-19.

**RAVENS RECEIVING:** M. Brown 5-66, S. Smith 5-37, O. Daniels 4-62, 1 TD;

**JAGUARS RECEIVING:** C. Shorts 6-76, A. Hurns 6-70, M. Lee 4-14, M. Lewis 2-22, T. Gerhart 2-9, J. Todman 1-19, W. Ta'ufou'u 1-19.

**SACKS: RAVENS** 8 (T. Suggs 2.5, T. Jernigan 2, P. PcPhee 1.5, E. Dumervil 1, C. Mosley 1)

**JAGUARS** 0

**INTERCEPTIONS: RAVENS** 1 (J. Miles) ; **JAGUARS** 0

**Attendance:** 70,801      **Time:** 3:07      47 degrees





# 2014 GAME SUMMARIES



## WEEK 16 VS. TENNESSEE

December 18, 2014 at EverBank Field

	1	2	3	4		
TENNESSEE TITANS (2-13)	7	3	0	3	-	13
JACKSONVILLE JAGUARS (3-12)	0	7	7	7	-	21

Closing out the home portion of their schedule on a Thursday night, the Jaguars offense produced three touchdowns including two on consecutive 11-play drives to reverse a 10-0 deficit and spark a 21-10 win over Tennessee. The night began with the Titans taking the opening possession and marching 84 yards in 12 plays, eating up nearly half of the first quarter, to take a 7-0 lead on an eight-yard pass from Charlie Whitehurst to Leon Washington. The Jaguars, meanwhile, struggled to get started. They punted on each of their first four possessions including three straight three-and-outs. Tennessee also punted three times but then scored again, this time on a 50-yard Ryan Succop field goal that made it 10-0 with 3:46 left in the first half. At that point the Jaguars awoke as Blake Bortles drove them 80 yards in 11 plays in just 3:15, capping the series with a four-yard touchdown pass to Mercedes Lewis. The Jaguars got the ball to start the second half and they picked up where they left off, with another 11-play drive covering 72 yards and ending with Toby Gerhart's one-yard run up the middle to give Jacksonville a 14-10 lead. After the teams exchanged a couple of punts each the Jaguars defense stood up, stopping Tennessee on a fourth-and-two at the Jacksonville 39-yard line. The offense made it pay off on the next play when Jordan Todman broke free on a 62-yard touchdown run that made it 21-10 with 9:13 remaining. The Jacksonville defense then did its part again, stopping Tennessee at the five-yard line after a first-and-goal at the seven, forcing the Titans to kick a field goal that made it an eight-point game with 6:06 left. A time-consuming 10-play possession by the Jaguars kept the ball away from Tennessee until 1:07 remained. The Titans, with no time outs, advanced to the Jacksonville 35 but Sen'Derrick Marks ended the game with a sack, the Jaguars' fourth of the night. The Jaguars became the first team in NFL history to have two rookie wide receivers with 48 or more receptions in Allen Hurns and Allen Robinson, while Todman's 62-yard run was the Jaguars' longest in four years.

TEAM	Q	TIME	SCORING PLAY	DRIVE
TEN	1	7:23	L. Washington 8 yd. pass from C. Whitehurst (R. Succop kick)	12-84, 7:37
TEN	2	3:46	R. Succop 50 yd. Field Goal	8-38, 4:12
JAX	2	0:31	M. Lewis 4 yd. pass from B. Bortles (J. Scobee kick)	11-80, 3:15
JAX	3	9:27	T. Gerhart 1 yd. run (J. Scobee kick)	11-72, 5:33
JAX	4	9:13	J. Todman 62 yd. run (J. Scobee kick)	1-62, 0:11
TEN	4	6:06	R. Succop 23 yd. Field Goal	8-75, 3:07

### TEAM STATISTICS

	TITANS	JAGUARS
First Downs (Run-Pass-Pen)	19 (6-12-0)	17 (7-7-3)
Total Yards-Plays-Avg.	357-67-5.3	288-56-5.1
Rushing Yards-Attempts-Avg.	95-28-3.4	177-25-7.1
Net Yards Passing (Sacked-Yds)	262 (4-25)	111 (4-13)
Att-Comp-Int	35-24-0	27-14-0
Third Down Conversions (Pct.)	7-15 (47%)	5-13 (38%)
Fourth Down Conversions (Pct.)	0-1 (0%)	0-0 (0%)
Punts-Avg.	5-40.6	7-45.9
Fumbles-Lost	0-0	0-0
Penalties-Yards	7-47	1-0
Time of Possession	34:52	25:08

### INDIVIDUAL STATISTICS

**JAGUARS RUSHING:** J. Todman 5-71, 1 TD; T. Gerhart 12-53, B. Bortles 5-50, S. Johnson 3-3.

**TITANS RUSHING:** B. Sankey 14-44, S. Greene 7-28, C. Whitehurst 3-12, L. Washington 4-11.

**JAGUARS PASSING:** B. Bortles 13-26-115, 1 TD; C. Shorts 1-1-9.

**TITANS PASSING:** C. Whitehurst 24-35-287, 1 TD.

**JAGUARS RECEIVING:** M. Lee 4-65, A. Hurns 3-26, C. Shorts 2-15, M. Lewis 2-6, 1 TD; J. Todman 2-5, T. Gerhart 2-7.

**TITANS RECEIVING:** L. Washington 7-62, 1 TD; K. Wright 4-73, D. Walker 4-54, D. Hagan 3-47, N. Washington 2-18, K. Durham 2-10, C. Coffman 1-14, B. Sankey 1-9.

**SACKS: JAGUARS** 4 (R. Davis 1, A. Jones 1, S. Marks 1, C. Smith 1)

**TITANS** 4 (D. Morgan 2, S. Hill 1, W. Woodyard 1)

**INTERCEPTIONS: JAGUARS** 0 ; **TITANS** 0

**Attendance:** 61,202      **Time:** 2:49      58 degrees

## WEEK 17 AT HOUSTON

December 28, 2014 at NRG Stadium

	1	2	3	4		
JACKSONVILLE JAGUARS (3-13)	10	0	7	0	-	17
HOUSTON TEXANS (9-7)	7	7	0	9	-	23

The Jaguars held the lead twice and were driving for a potential game-winning touchdown in the final minute before falling short and losing in Houston, 23-17, to close the season at 3-13. The Texans scored quickly, driving 83 yards in seven plays on their opening possession to take a 7-0 lead on Case Keenum's 10-yard pass to Arian Foster. The Jaguars responded on the next series with a 53-yard Josh Scobee field goal, capping an eight-play series, but it was the Jacksonville defense that gave the team its first lead on Houston's next possession when Dwayne Gratz intercepted Keenum and returned the ball 55 yards for a touchdown and a 10-7 first-quarter lead. In the second quarter Houston put together an impressive 14-play, 74-yard drive to regain the lead at 14-10 on Alfred Blue's one-yard run up the middle. But the Jaguars battled back in the third quarter. After Scobee's 51-yard field goal try hit the left upright, the defense came up with another take-away, this time a fumble forced by Chris Clemons' sack and recovered by Ryan Davis at the Houston 23. On the ensuing play Cecil Shorts took a lateral pass and threw downfield to an uncovered Jordan Todman for a 23-yard touchdown as Jacksonville regained the lead at 17-14. Houston answered on the next possession, however, driving 80 yards in 12 plays and regaining the lead at 21-17 on Keenum's 8-yard pass to Andre Johnson early in the fourth quarter. The Texans extended their lead to six points when J.J. Watt sacked Blake Bortles in the end zone midway through the period, but the Jaguars were still not done. Their final possession began at their own 15-yard line with 2:51 remaining. An 18-yard completion to Shorts on fourth-and-10 kept the drive alive, and then Bortles ran 34 yards to set up first-and-goal at the Houston 10. A five-yard completion to Allen Hurns on second down moved them to the five, but two incomplete passes ended the comeback. An inability to convert third downs doomed the Jaguars, as they finished 0 of 11 while Houston was 10 of 18 on third down. Bortles, who started the final 13 games and broke the Jaguars rookie record with 2,908 passing yards, led the team with 61 rushing yards in the finale. Hurns, another of the seven rookies in the starting lineup in Houston, finished with 51 receptions and six touchdowns to tie the fourth-most in NFL history by an undrafted rookie in each category.

TEAM	Q	TIME	SCORING PLAY	DRIVE
HOU	1	10:23	A. Foster 10 yd. pass from C. Keenum (R. Bullock kick)	5-83, 2:30
JAX	1	6:02	J. Scobee 53 yd. Field Goal	8-45, 4:21
JAX	1	2:55	D. Gratz 55 yd. interception return (J. Scobee kick)	
HOU	2	6:34	A. Blue 1 yd. run (R. Bullock kick)	14-74, 6:45
JAX	3	4:45	J. Todman 23 yd. pass from C. Shorts (J. Scobee kick)	1-23, 0:07
HOU	4	13:34	A. Johnson 8 yd. pass from C. Keenum (R. Bullock kick)	12-80, 6:11
HOU	4	5:37	B. Bortles sacked in end zone by J. Watt for a Safety	

### TEAM STATISTICS

	JAGUARS	TEXANS
First Downs (Run-Pass-Pen)	13 (5-4-4)	24 (9-13-2)
Total Yards-Plays-Avg.	233-53.4.4	358-77-4.6
Rushing Yards-Attempts-Avg.	121-14-8.6	123-39-3.2
Net Yards Passing (Sacked-Yds)	112 (5-28)	235 (3-15)
Att-Comp-Int	34-15-0	35-25-1
Third Down Conversions (Pct.)	0-11 (0%)	10-18 (56%)
Fourth Down Conversions (Pct.)	1-2 (50%)	0-0 (0%)
Punts-Avg.	6-49.3	6-46.3
Fumbles-Lost	1-0	1-1
Penalties-Yards	4-25	6-55
Time of Possession	20:12	39:48

### INDIVIDUAL STATISTICS

**TEXANS RUSHING:** J. Grimes 11-45, A. Blue 17-39, A. Foster 5-23, C. Keenum 6-16;

**JAGUARS RUSHING:** B. Bortles 3-61, J. Todman 7-52, T. Gerhart 4-8.

**TEXANS PASSING:** C. Keenum 25-35-250, 2 TD, 1 INT;

**JAGUARS PASSING:** B. Bortles 14-33-117; C. Shorts 1-1-23, 1 TD.

**TEXANS RECEIVING:** A. Johnson 10-134, 1 TD; A. Blue 6-37, D. Johnson 3-33, J. Grimes 2-23, D. Hopkins 2-5, A. Foster 1-10, R. Griffin 1-8;

**JAGUARS RECEIVING:** C. Shorts 5-47, J. Todman 5-46, A. Hurns 2-15, M. Lee 2-8, A. Sanders 1-24.

**SACKS: TEXANS** 5 (Watt 3, J. Crick 1, W. Mercilus 1)

**JAGUARS** 3 (T. Alualu, C. Clemons 1, G. Hayes)

**INTERCEPTIONS: TEXANS** 0, **JAGUARS** 1 (D. Gratz 1)

**Attendance:** 71,777      **Time:** 3:07      43 degrees



# 2014 GAME-BY-GAME PARTICIPATION



	at PHI	at WAS	vs. IND	at SD	vs. PIT	at TEN	vs. CLE	vs. MIA	at CIN	vs. DAL	at IND	vs. NYG	vs. HOU	at BAL	vs. TEN	at HOU	GAMES/ STARTS
ALUALU	P	P	P	P	P	P	P	P	P	P	P	P	P	P	P	P	16/0
ANGER	P	P	P	P	P	P	P	P	P	P	P	P	P	P	P	P	16/0
BALL	RCB	RCB	RCB	RCB	RCB	RCB	RCB	ina	IR	IR	IR	IR	IR	IR	IR	IR	7/7
BEADLES	LG	LG	LG	LG	LG	LG	LG	LG	LG	LG	LG	LG	LG	LG	LG	LG	16/16
BLACKMON, J.	Sus	Sus	Sus	Sus	Sus	Sus	Sus	Sus	Sus	Sus	Sus	Sus	Sus	Sus	Sus	Sus	0/0
BLACKMON, W.	P	P	P	DB	DB	P	P	DB	ina	IR	IR	IR	IR	IR	IR	IR	8/3
BOOTH	ps	---	ps	ps	ps	ps	ps	ps	ps	ps	ps	ps	ps	ps	ps	ps	0/0
BORTLES	DNP	DNP	P	QB	QB	QB	QB	QB	QB	QB	QB	QB	QB	QB	QB	QB	14/13
BOWANKO	P	P	C	C	C	C	C	C	C	C	C	C	C	C	C	C	16/14
BRADFIELD	RT	RT	---	---	---	---	---	---	---	---	---	---	---	---	---	---	2/2
BRANCH	P	P	P	P	P	P	P	ina	ina	ina	ina	P	ina	ina	ina	P	9/0
BROWN	P	WR	P	P	P	ina	ina	ina	ina	ina	ina	---	ps	ps	ps	ps	5/1
BRYANT	RDE	RDE	RDE	LDE	LDE	LDE	LDE	LDE	RDE	LDE	RDE	LDE	LDE	LDE	RDE	RDE	16/16
CAMPBELL	---	---	---	---	---	---	---	---	P	ina	P	P	P	P	P	P	7/0
CLEMONS	LEO	LEO	LEO	LEO	LEO	LEO	LEO	LEO	LEO	LEO	LEO	LEO	LEO	LEO	LEO	LEO	16/16
COLEMAN	ps	ps	ps	---	---	---	---	---	---	---	---	---	---	---	---	---	0/0
COLVIN	NFI	NFI	NFI	NFI	NFI	NFI	NFI	NFI	NFI	NFI	P	P	P	P	P	DB	6/1
COPELAND	IR	IR	IR	IR	IR	IR	IR	IR	IR	IR	IR	IR	IR	IR	IR	IR	0/0
CYPRIEN	SS	ina	SS	SS	SS	SS	SS	SS	SS	SS	SS	SS	SS	SS	SS	SS	15/15
DANIELS	---	---	---	---	---	---	---	---	ps	ps	ps	ps	ps	ps	ps	ina	0/0
DAVIS	P	P	P	P	P	P	P	P	P	P	P	P	P	P	P	P	16/0
DOSS	IR	IR	IR	IR	IR	IR	IR	IR	IR	IR	IR	IR	IR	IR	IR	IR	0/0
EDDS	---	---	---	---	---	---	---	---	---	---	---	---	ina	ina	P	P	2/0
EGNEW	---	ps	ps	---	---	---	---	---	---	---	---	---	---	---	---	---	0/0
EVANS	P	SS	P	FS	FS	FS	FS	FS	FS	FS	FS	FS	FS	FS	FS	FS	16/14
EWING	IR	IR	IR	IR	IR	IR	IR	IR	IR	IR	IR	IR	IR	IR	IR	IR	0/0
FLACCO	---	---	---	---	---	---	ps	ps	ps	ps	---	---	---	---	---	---	0/0
FORTT	---	---	---	---	---	---	---	---	---	P	P	P	ina	ina	IR	IR	3/0
GEORGE	---	---	---	ina	ina	ina	ina	P	P	ina	ina	ina	P	P	P	P	6/0
GERHART	RB	RB	RB	FB	RB	ina	ina	P	P	P	P	P	P	RB	RB	P	14/7
GRATZ	LCB	LCB	LCB	LCB	ina	P	P	RCB	RCB	RCB	RCB	RCB	RCB	RCB	RCB	RCB	15/13
GUY	FS	FS	FS	P	---	---	---	---	---	---	---	---	---	---	---	---	4/3
HARBOR	ina	ina	ina	P	TE	TE	TE	TE	TE	TE	P	P	TE	P	TE	P	13/8
HARRIS	P	DNP	ina	ina	P	ina	ina	P	P	P	P	ina	ina	ina	ina	ina	6/0
HAYES	OLB	OLB	OLB	OLB	P	OLB	OLB	P	P	OLB	P	OLB	OLB	OLB	OLB	P	16/11
HENNE	QB	QB	QB	DNP	DNP	DNP	DNP	DNP	DNP	DNP	DNP	DNP	DNP	DNP	DNP	DNP	3/3
HOOD	P	P	P	P	P	P	P	P	P	P	P	P	P	P	P	P	16/0
HURNS	WR	WR	P	WR	WR	P	WR	P	P	P	WR	WR	P	P	P	WR	16/8
JACOBS	---	---	---	P	TE	P	P	P	TE	TE	TE	P	P	P	P	P	13/4
JENSEN	ps	ps	P	ps	ps	ps	IR	IR	IR	IR	IR	IR	IR	IR	IR	IR	1/0
JOECKEL	LT	LT	LT	LT	LT	LT	LT	LT	LT	LT	LT	LT	LT	LT	LT	LT	16/16
JOHNSON	ina	ina	ina	DNP	P	RB	P	ina	ina	ina	ina	ina	ina	P	P	P	6/1
JONES	P	P	P	P	P	P	P	P	P	P	P	P	P	P	DT	DT	16/2

POS=Started; P=Played; DNP=Did not play; ina= Inactive; ps=Practice squad; ---=Not on roster;

NFI= Reserve/non-football injury; PUP=Reserve/physically unable to perform; IR=Injured reserve; Sus=Suspended





# 2014 GAME-BY-GAME PARTICIPATION



	at	at	vs.	at	vs.	at	vs.	vs.	at	vs.	at	vs.	vs.	at	vs.	at	GAMES/ STARTS
	PHI	WAS	IND	SD	PIT	TEN	CLE	MIA	CIN	DAL	IND	NYG	HOU	BAL	TEN	HOU	
JORDAN	IR	---	---	---	---	---	---	---	---	---	---	---	---	---	---	---	0/0
JOSEY	ps	ps	ps	ps	ps	ps	ps	ps	ps	ps	ps	ps	ps	ps	ps	---	0/0
KETTANI	---	---	---	ps	ps	ps	ps	ps	ps	ps	ps	ps	ps	ps	ps	ps	0/0
KING	---	---	ina	ina	ina	ina	ina	---	---	---	---	---	---	---	---	---	0/0
LEE	WR	WR	ina	ina	ina	P	P	WR	P	P	P	WR	WR	WR	WR	WR	13/8
LEWIS	TE	TE	IR	IR	IR	IR	IR	IR	IR	IR	TE	TE	TE	TE	TE	TE	8/8
LINDER	RG	RG	RG	RG	RG	RG	RG	RG	RG	ina	RG	RG	RG	RG	RG	RG	15/15
LOSTON	ps	P	---	ps	P	P	P	P	P	P	P	P	P	P	P	P	13/0
LOTULELEI	IR	IR	IR	IR	IR	IR	IR	IR	IR	IR	IR	IR	IR	IR	IR	IR	0/0
MARKS	DT	DT	DT	DT	DT	DT	DT	DT	DT	DT	DT	DT	DT	DT	DT	DT	16/16
MARTIN	---	---	---	P	P	P	P	P	CB	P	DB	P	P	P	P	P	13/2
McCLENDON	C	C	P	P	P	P	P	P	P	RG	DNP	P	DNP	P	DNP	P	13/3
McCRAV	P	P	P	P	LCB	LCB	LCB	LCB	LCB	LCB	LCB	LCB	LCB	LCB	LCB	LCB	16/12
MILLER	DT	DT	DT	DT	DT	DT	DT	DT	DT	DT	DT	DT	DT	DT	ina	ina	14/14
MORRIS	ps	ps	ps	ps	ps	ps	ps	ps	ps	ps	ps	ps	ps	ps	DNP	ina	0/0
ONOBUN	IR	IR	IR	IR	IR	IR	IR	IR	IR	IR	IR	IR	IR	IR	IR	IR	0/0
PASZTOR	ina	ina	ina	ina	RT	RT	RT	RT	RT	RT	RT	RT	IR	IR	IR	IR	8/8
POSŁUSZNY	MLB	MLB	MLB	MLB	MLB	MLB	MLB	IR	IR	IR	IR	IR	IR	IR	IR	IR	7/7
PROSINSKI	P	P	P	---	---	---	---	---	---	---	---	---	---	---	---	---	3/0
REYNOLDS, L.	OLB	OLB	OLB	P	P	P	P	P	P	P	P	P	P	P	P	P	16/3
REYNOLDS, R.	IR	IR	IR	IR	IR	IR	IR	IR	IR	IR	IR	IR	IR	IR	IR	IR	0/0
ROBINSON, A.	P	P	WR	WR	WR	WR	WR	WR	WR	WR	IR	IR	IR	IR	IR	IR	10/8
ROBINSON, D.	P	P	P	RB	P	RB	RB	RB	RB	RB	RB	RB	RB	ina	IR	IR	13/9
SANDERS	Sus	Sus	Sus	Sus	P	P	P	P	P	P	P	P	P	P	P	P	12/0
SCOBEE	P	P	P	P	P	P	P	P	P	P	P	P	P	P	P	P	16/0
SHATLEY	ina	ina	ina	ina	ina	ina	ina	ina	ina	P	ina	ina	ina	ina	ina	ina	1/0
SHORTS	ina	ina	WR	WR	ina	P	WR	WR	WR	WR	WR	WR	WR	WR	WR	WR	13/12
SHULER	P	P	TE	ina	---	ps	ps	ps	ps	ps	ps	ps	ps	ps	ps	ps	3/1
SLAUGHTER	IR	IR	IR	IR	IR	IR	IR	IR	IR	IR	---	---	---	---	---	---	0/0
SMITH, C.	ina	---	ps	ps	ps	ps	ps	P	P	P	P	ina	P	P	P	ina	7/0
SMITH, T.	P	P	P	P	LB	OLB	P	OLB	LB	P	LB	OLB	OLB	OLB	OLB	LB	16/10
STREETER	---	---	---	---	ps	ps	ps	ps	ps	ps	ps	P	ina	P	ina	ina	2/0
TA'UFO'OU	FB	P	FB	P	P	FB	P	P	P	P	P	P	P	FB	P	P	16/4
TAYLOR	ps	ps	DNP	ps	ps	---	---	---	---	---	---	---	---	---	---	---	0/0
THOMAS	P	P	P	P	P	P	OLB	MLB	LB	MLB	LB	MLB	MLB	MLB	MLB	LB	16/10
THOMPSON	ps	ps	ps	ps	ps	ps	ps	ina	P	P	ps	ps	ps	ps	ps	ps	2/0
TINKER	P	P	P	P	P	P	P	P	P	P	P	P	P	P	P	P	16/0
TODMAN	P	P	P	P	P	P	P	P	P	P	P	P	P	P	P	RB	16/1
WASHINGTON	ps	ps	ps	ps	ps	ps	ps	ps	ps	ps	ps	ps	ps	ps	ps	ps	0/0
WATSON	P	P	P	P	P	P	P	P	ina	OLB	---	---	---	---	---	---	9/1
WELLS	ina	ina	P	P	ina	P	DNP	P	P	P	P	P	P	P	P	P	12/0
WHITFIELD	ps	ps	ps	---	---	---	---	---	---	---	ps	ps	ps	ps	ps	ps	0/0
WILLIAMS	---	---	---	---	---	---	---	---	---	---	ina	ina	P	ina	ina	P	2/0
YOUNG, L.	---	---	---	---	---	---	---	ps	ps	ps	---	---	---	---	---	---	0/0
YOUNG, S.	P	P	RT	RT	P	ina	ina	ina	ina	ina	ina	ina	RT	RT	RT	RT	9/6

POS=Started; P=Played; DNP=Did not play; ina= Inactive; ps=Practice squad; ---=Not on roster;

NFI= Reserve/non-football injury; PUP=Reserve/physically unable to perform; IR=Injured reserve; Sus=Suspended



# 2014 STARTING LINEUPS



## OFFENSIVE STARTERS

	WR	LT	LG	C	RG	RT	TE	WR	QB	RB	FB
9/7 at PHI	<u>Hurns</u>	Joeckel	Beadles	McClendon	<u>Linder</u>	Bradfield	Lewis	<u>Lee</u>	Henne	Gerhart	Ta'ufu'ou
9/14 at WAS	<u>Hurns</u>	Joeckel	Beadles	McClendon	<u>Linder</u>	Bradfield	Lewis	<u>Lee</u>	Henne	Gerhart	Brown (WR)
9/21 vs. IND	Shorts	Joeckel	Beadles	<u>Bowanko</u>	<u>Linder</u>	Young	Shuler	<u>A. Robinson</u>	Henne	Gerhart	Ta'ufu'ou
9/28 at S.D.	Shorts	Joeckel	Beadles	<u>Bowanko</u>	<u>Linder</u>	Young	<u>Hurns (WR)</u>	<u>A. Robinson</u>	<u>Bortles</u>	D. Robinson	Gerhart RB
10/5 vs. PIT	<u>A. Robinson</u>	Joeckel	Beadles	<u>Bowanko</u>	<u>Linder</u>	Pasztor	Harbor	<u>Hurns</u>	<u>Bortles</u>	Gerhart	<u>Jacobs (TE)</u>
10/12 at TEND.	<u>D. Robinson (RB)</u>	Joeckel	Beadles	<u>Bowanko</u>	<u>Linder</u>	Pasztor	Harbor	<u>A. Robinson</u>	<u>Bortles</u>	<u>Johnson</u>	Ta'ufu'ou
10/19 vs. CLE	Shorts	Joeckel	Beadles	<u>Bowanko</u>	<u>Linder</u>	Pasztor	Harbor	<u>A. Robinson</u>	<u>Bortles</u>	D. Robinson	<u>Hurns (WR)</u>
10/26 vs. MIA	Shorts	Joeckel	Beadles	<u>Bowanko</u>	<u>Linder</u>	Pasztor	Harbor	<u>A. Robinson</u>	<u>Bortles</u>	D. Robinson	<u>Lee (WR)</u>
11/2 at CIN	Shorts	Joeckel	Beadles	<u>Bowanko</u>	<u>Linder</u>	Pasztor	Harbor	<u>A. Robinson</u>	<u>Bortles</u>	D. Robinson	<u>Jacobs (TE)</u>
11/9 vs. DAL	Shorts	Joeckel	Beadles	<u>Bowanko</u>	McClendon	Pasztor	Harbor	<u>A. Robinson</u>	<u>Bortles</u>	D. Robinson	<u>Jacobs (TE)</u>
11/23 at IND	Shorts	Joeckel	Beadles	<u>Bowanko</u>	<u>Linder</u>	Pasztor	Lewis	<u>Hurns</u>	<u>Bortles</u>	D. Robinson	<u>Jacobs (TE)</u>
11/30 vs. NYG	Shorts	Joeckel	Beadles	<u>Bowanko</u>	<u>Linder</u>	Pasztor	Lewis	<u>Hurns</u>	<u>Bortles</u>	D. Robinson	<u>Lee (WR)</u>
12/7 vs. HOU	Shorts	Joeckel	Beadles	<u>Bowanko</u>	<u>Linder</u>	Young	Lewis	<u>Lee</u>	<u>Bortles</u>	D. Robinson	Harbor (TE)
12/14 at BAL	Shorts	Joeckel	Beadles	<u>Bowanko</u>	<u>Linder</u>	Young	Lewis	<u>Lee</u>	<u>Bortles</u>	Gerhart	Ta'ufu'ou
12/18 vs. TEN	Shorts	Joeckel	Beadles	<u>Bowanko</u>	<u>Linder</u>	Young	Lewis	<u>Lee</u>	<u>Bortles</u>	Gerhart	Harbor (TE)
12/28 at HOU	Shorts	Joeckel	Beadles	<u>Bowanko</u>	<u>Linder</u>	Young	Lewis	<u>Lee</u>	<u>Bortles</u>	Todman	<u>Hurns (WR)</u>
<b>TOTALS:</b>	Shorts-12 <u>Hurns</u> -2 <u>A. Robinson</u> -1 D. Robinson-1	Joeckel-16	Beadles-16	<u>Bowanko</u> -14 McClendon-2	<u>Linder</u> -15 McClendon-1	Pasztor-8 Young-6 Bradfield-2	Lewis-8 Harbor-6 Shuler-1 <u>Hurns (WR)</u> -1	<u>A. Robinson</u> -7 <u>Lee</u> -6 <u>Hurns</u> -3	<u>Bortles</u> -13 Henne-3	D. Robinson-8 Gerhart-6 <u>Johnson</u> -1 Todman-1	Ta'ufu'ou-4 Jacobs (TE)-4 <u>Lee (WR)</u> -2 Harbor (TE)-2 <u>Hurns (WR)</u> -2 Brown (WR)-1 Gerhart (RB)-1

## DEFENSIVE STARTERS

	LDE	DT	DT	LEO	OLB	MLB	OLB	LCB	RCB	SS	FS
9/7 at PHI	Bryant	Miller	Marks	Clemons	Hayes	Posluszny	Reynolds	Gratz	Ball	Cyprien	Guy
9/14 at WAS	Bryant	Miller	Marks	Clemons	Hayes	Posluszny	Reynolds	Gratz	Ball	Evans	Guy
9/21 vs. IND	Bryant	Miller	Marks	Clemons	Hayes	Posluszny	Reynolds	Gratz	Ball	Cyprien	Guy
9/28 at S.D.	Bryant	Miller	Marks	Clemons	Hayes	Posluszny	Blackmon (CB)	Gratz	Ball	Cyprien	Evans
10/5 vs. PIT	Bryant	Miller	Marks	Clemons	<u>Smith</u>	Posluszny	Blackmon (CB)	McCray	Ball	Cyprien	Evans
10/12 at TEN	Bryant	Miller	Marks	Clemons	Hayes	Posluszny	Blackmon (CB)	McCray	Ball	Cyprien	Evans
10/19 vs. CLE	Bryant	Miller	Marks	Clemons	Hayes	Posluszny	Thomas	McCray	Ball	Cyprien	Evans
10/26 vs. MIA	Bryant	Miller	Marks	Clemons	<u>Smith</u>	Thomas	Blackmon (CB)	McCray	Gratz	Cyprien	Evans
11/2 at CIN	Bryant	Miller	Marks	Clemons	<u>Smith</u>	Thomas	Martin (CB)	McCray	Gratz	Cyprien	Evans
11/9 vs. DAL	Bryant	Miller	Marks	Clemons	Hayes	Thomas	Watson	McCray	Gratz	Cyprien	Evans
11/23 at IND	Bryant	Miller	Marks	Clemons	<u>Smith</u>	Thomas	Martin (CB)	McCray	Gratz	Cyprien	Evans
11/30 vs. NYG	Bryant	Miller	Marks	Clemons	Hayes	Thomas	<u>Smith</u>	McCray	Gratz	Cyprien	Evans
12/7 vs. HOU	Bryant	Miller	Marks	Clemons	Hayes	Thomas	<u>Smith</u>	McCray	Gratz	Cyprien	Evans
12/14 at BAL	Bryant	Miller	Marks	Clemons	Hayes	Thomas	<u>Smith</u>	McCray	Gratz	Cyprien	Evans
12/18 vs. TEN	Bryant	Jones	Marks	Clemons	Hayes	Thomas	<u>Smith</u>	McCray	Gratz	Cyprien	Evans
12/28 at HOU	Bryant	Jones	Marks	Clemons	<u>Smith</u>	Thomas	Colvin	McCray	Gratz	Cyprien	Evans
<b>TOTALS:</b>	Bryant-16	Miller-14 Jones-2	Marks-16	Clemons-16	Hayes-11 <u>Smith</u> -5	Thomas-9 Posluszny-7	Blackmon (CB)-4 <u>T. Smith</u> -4 Reynolds-3 Martin (CB)-2 <u>Colvin (CB)</u> -1 Watson-1 Thomas-1	McCray-12 Gratz-4	Gratz-9 Ball-7	Cyprien-15 Evans-1	Evans-13 Guy-3





# LAST TIME IT HAPPENED



## TEAM

### OVERTIME GAME WON

By Jaguars — Jaguars 23, St. Louis 20, 10/18/09  
By Opponents — at Houston 43, Jaguars 37, 11/18/12

### SHUTOUT

By Jaguars — Jaguars 41, New York Jets 0, 10/8/06  
By Opponents — at Seattle 41, Jaguars 0, 10/11/09

### SCORELESS FIRST HALF

By Jaguars — Jaguars 0, Indianapolis 30, 09/21/14 (Final: Indianapolis 44, Jaguars 10)  
By Opponents — Philadelphia 0, Jaguars 17, 9/7/14 (Final: Philadelphia 34, Jaguars 17)

### SCORELESS SECOND HALF

By Jaguars — Jaguars 0, Baltimore 10, 12/14/14 (Final: Baltimore 20, Jaguars 12)  
By Opponents — Cleveland 0, Jaguars 17, 10/19/14 (Final: Jaguars 24, Cleveland 6)

### 400 TOTAL YARDS

By Jaguars — Jaguars vs. New England, 436 total yards, 12/23/12  
By Opponents — Cincinnati vs. Jaguars, 423 total yards, 11/2/14

### 500 TOTAL YARDS

By Jaguars — Jaguars vs. Baltimore, 519 total yards, 9/20/98  
By Opponents — Indianapolis at Jaguars, 529 total yards, 9/21/14

### 50 POINTS SCORED

By Jaguars — None  
By Opponents — Minnesota vs. Jaguars, 50 points (50-10), 12/20/98

## OFFENSE

### 100 YARDS RUSHING

By Jaguars — Denard Robinson vs. Miami (108 yards), 10/26/14  
By Opponents — Arian Foster of Houston (127 yards, TD), 12/7/14

### 200 YARDS RUSHING

By Jaguars — Fred Taylor at Pittsburgh (234 yards), 11/19/00  
By Opponents — Chris Johnson of Tennessee (228 yards), 11/1/09

### 300 YARDS PASSING

By Jaguars — Blake Bortles at Tennessee (336 yards), 10/12/14  
By Opponents — Philip Rivers of San Diego (377 yards), 9/28/14

### 100 YARDS RECEIVING

By Jaguars — Cecil Shorts III vs. Dallas (119 yards), 11/9/14  
By Opponents — Andre Johnson of Houston (134 yards, 1 TD), 12/28/14

### 200 YARDS RECEIVING

By Jaguars — Justin Blackmon at Houston (236 yards), 11/18/12  
By Opponents — Josh Gordon of Cleveland (261 yards), 12/01/13

### 100 YARDS RUSHING IN A HALF

By Jaguars — Maurice Jones-Drew at Tennessee (107 yards in second half), 12/5/10  
By Opponents — Rashard Mendenhall of Pittsburgh (113 yards in first half), 10/16/11

### TWO 100-YARD RUSHERS IN SAME GAME

By Jaguars — Rashad Jennings (109 yards) and Maurice Jones-Drew (101 yards) vs. Oakland, 12/12/10  
By Opponents — None

### 100 YARDS RECEIVING IN A HALF

By Jaguars — Allen Hurns at Philadelphia (110 in first half), 9/7/14  
By Opponents — Dez Bryant (158 in first half), 11/9/14

### TWO 100-YARD RECEIVERS IN SAME GAME

By Jaguars — Mike Sims-Walker (120 yards) and Torry Holt (101 yards) vs. St. Louis, 10/18/09  
By Opponents — Keenan Allen (135 yards) and Eddie Royal (105 yards) of San Diego, 9/28/14

### FOUR TOUCHDOWN PASSES

By Jaguars — Chad Henne at Houston, 11/18/12  
By Opponents — Andrew Luck of Indianapolis, 9/21/14

### THREE TOUCHDOWN PASSES

By Jaguars — Chad Henne at Houston, 11/18/12 (4)  
By Opponents — Tony Romo of Dallas, 9/28/14

### THREE TOUCHDOWN RECEPTIONS

By Jaguars — Jimmy Smith at Baltimore, 9/10/00  
By Opponents — Randy Moss of New England, 12/27/09

### THREE TOUCHDOWNS RUSHING

By Jaguars — Maurice Jones-Drew vs. St. Louis, 10/18/09  
By Opponents — Knowshon Moreno of Denver, 10/13/13

## DEFENSE

### INTERCEPTED PASS RETURNED FOR A TOUCHDOWN

By Jaguars — Dwayne Gratz (55 yards) at Houston, 12/28/14  
By Opponents — Brent Grimes of Miami (22 yards), 10/26/14

### FUMBLE RETURNED FOR A TOUCHDOWN

By Jaguars — Aaron Colvin vs. New York Giants (41 yards), 11/10/13  
By Opponents — Fletcher Cox of Philadelphia (17 yards), 9/7/14

### SAFETY SCORED

By Jaguars — Holding penalty on Dallas' Kyle Wilber enforced in the end zone, 11/9/14  
By Opponents — J.J. Watt of Houston (Sacked QB Blake Bortles in the end zone), 12/29/14

### THREE SACKS

By Jaguars — Chris Clemons at Indianapolis (3.0), 11/23/14  
By Opponents — J.J. Watt of Houston (3.0), 12/28/14

### TWO INTERCEPTIONS

By Jaguars — Derek Cox at Dallas, 10/31/10  
By Opponents — Zach Brown of Tennessee, 12/30/12

## SPECIAL TEAMS

### KICKOFF RETURNED FOR A TOUCHDOWN

By Jaguars — Maurice Jones-Drew (100 yards) at New Orleans, 11/4/07  
By Opponents — Tyjaun Hagler of Indianapolis (41 yards), 12/19/10

### PUNT RETURNED FOR A TOUCHDOWN

By Jaguars — Mike Thomas (78 yards) at Indianapolis, 12/19/10  
By Opponents — Darius Reynaud of Tennessee (81 yards), 12/30/12

### BLOCKED FIELD GOAL RETURNED FOR A TOUCHDOWN

By Jaguars — Chris Hudson (58 yards) vs. Pittsburgh, 9/22/97  
By Opponents — Antrel Rolle of Arizona (83 yards), 9/20/09

### BLOCKED PUNT RETURNED FOR A TOUCHDOWN

By Jaguars — Mike Harris (19 yards) at Tennessee, 12/30/12  
By Opponents — Kamar Aiken of Baltimore (11 yards), 12/14/14

### BLOCKED FIELD GOAL

By Jaguars — Gerald Sensabaugh at Detroit (Jason Hanson), 11/9/08  
By Opponents — Olivier Vernon of Miami (Josh Scobee), 10/26/14

### BLOCKED PUNT

By Jaguars — J.T. Thomas vs. Kansas City (safety) (Dustin Colquitt), 09/08/13  
By Opponents — Darian Stewart of Baltimore (Bryan Anger), 12/14/14

### BLOCKED EXTRA POINT

By Jaguars — Tony Brackens vs. Cincinnati (Doug Pelfrey), 10/5/97  
By Opponents — Bernard Pollard of Tennessee (Josh Scobee), 12/22/13

### FIVE FIELD GOALS

By Jaguars — Josh Scobee at Buffalo, 10/10/10  
By Opponents — Jeff Reed of Pittsburgh, 12/1/02 (six field goals)

### MISSED POINT AFTER TOUCHDOWN ATTEMPT

By Jaguars — Josh Scobee vs. Tennessee (blocked), 12/22/13  
By Opponents — Mike Nugent of Cincinnati, 10/9/11

### TWO-POINT CONVERSION

By Jaguars — Blake Bortles pass to Allen Robinson vs. Dallas, 11/9/14  
By Opponents — Greg Olsen pass from Cam Newton at Carolina, 9/25/11

### MISSED TWO-POINT CONVERSION

By Jaguars — Blake Bortles pass failed vs. New York Giants, 11/30/14  
By Opponents — Ryan Fitzpatrick of Buffalo pass failed, 10/10/10



# PRESEASON RESULTS



DATE OPPONENT W/L JAGUARS OPP.

### 1995 (2-3)

July 29	CAR	L	14	20
	(Canton, Ohio)			
Aug. 4	@MIA	W	24	21
Aug. 10	@DET	L	3	19
Aug. 18	STL	L	10	27
Aug. 25	DEN	W	23	17

### 1996 (2-2)

Aug. 2	NYG	L	17	24
Aug. 9	@STL	L	10	17
Aug. 18	SF	W	38	10
Aug. 23	@DEN	W	31	24

### 1997 (4-0)

Aug. 3	CAR	W	23	9
Aug. 9	@NYG	W	38	16
Aug. 18	@SF	W	28	20
Aug. 22	ATL	W	26	17

### 1998 (2-2)

Aug. 8	@CAR	L	27	30
Aug. 14	NYG	W	24	10
Aug. 22	@KC	L	21	22
Aug. 27	DAL	W	42	20

### 1999 (3-1)

Aug. 13	CAR	W	35	10
Aug. 21	@NYG	L	20	27
Aug. 26	KC	W	31	6
Sept. 2	@DAL	W	27	6

### 2000 (3-1)

Aug. 4	@CAR	W	34	14
Aug. 11	NYG	W	16	13
Aug. 19	@KC	W	28	23
Aug. 24	ATL	L	20	31

### 2001 (2-2)

Aug. 10	CAR	W	18	16
Aug. 16	@NYG	L	5	27
Aug. 23	KC	W	28	23
Aug. 30	@DAL	L	17	27

DATE OPPONENT W/L JAGUARS OPP.

### 2002 (1-3)

Aug. 9	@ATL	L	13	23
Aug. 16	TB	L	0	20
Aug. 23	@CHI	W	24	16
	(Champaign, Ill.)			
Aug. 29	DAL	L	25	28

### 2003 (3-1)

Aug. 9	@MIN	W	16	14
Aug. 15	MIA	W	27	23
Aug. 23	@TB	L	6	10
Aug. 28	WAS	W	17	15

### 2004 (3-1)

Aug. 14	@MIA	L	5	16
Aug. 20	TB	W	14	6
Aug. 27	GB	W	9	7
Sept. 2	@NE	W	31	0

### 2005 (2-2)

Aug. 13	MIA	W	27	17
Aug. 20	@TB	W	20	17
Aug. 25	ATL	L	7	23
Sept. 1	@DAL	L	20	27

### 2006 (3-1)

Aug. 12	@MIA	W	31	26
Aug. 19	CAR	L	10	17
Aug. 26	TB	W	29	18
Aug. 31	@ATL	W	20	17

### 2007 (3-1)

Aug. 11	@MIA	L	17	18
Aug. 18	TB	W	31	19
Aug. 23	@GB	W	21	13
Aug. 30	WAS	W	31	14

### 2008 (3-1)

Aug. 9	ATL	W	20	17
Aug. 16	MIA	L	14	19
Aug. 23	@TB	W	23	17
Aug. 28	@WAS	W	24	3

DATE OPPONENT W/L JAGUARS OPP.

### 2009 (1-3)

Aug. 17	@MIA	L	9	12
Aug. 22	TB	L	23	24
Aug. 27	@PHI	L	32	33
Sept. 3	WAS	W	24	17

### 2010 (2-2)

Aug. 13	@PHI	L	27	28
Aug. 21	MIA	L	26	27
Aug. 28	@TB	W	19	13
Sept. 2	ATL	W	13	9

### 2011 (1-3)

Aug. 11	@NE	L	12	47
Aug. 19	ATL	W	15	13
Aug. 27	@BUF	L (OT)	32	35
Sept. 1	STL	L	17	24

### 2012 (3-1)

Aug. 10	NYG	W	32	31
Aug. 17	@NO	W	27	24
Aug. 23	@BAL	L	17	48
Aug. 30	ATL	W	24	14

### 2013 (1-3)

Aug. 9	MIA	L	3	27
Aug. 17	@NYJ	L	13	37
Aug. 24	PHI	L	24	31
Aug. 29	@ATL	W	20	16

### 2014 (1-3)

Aug. 8	T.B.	W	16	10
Aug. 17	@CHI	L	19	20
Aug. 24	@DET	L	12	13
Aug. 29	ATL	L	14	24

## ALL-TIME PRESEASON RECORDS (45-36)

OPPONENT	W	L	T	PCT.	PTS.	OPP.	LAST
Atlanta	7	4	0	.636	192	204	2014
Baltimore	0	1	0	.000	17	48	2012
Buffalo	0	1	0	.000	32	35	2011
Carolina	4	3	0	.571	161	116	2006
Chicago	1	1	0	.500	43	36	2014
Dallas	2	3	0	.400	131	108	2005
Denver	2	0	0	1.000	54	41	1996
Detroit	0	2	0	.000	15	32	2014
Green Bay	2	0	0	1.000	30	20	2007
Kansas City	3	1	0	.750	108	74	2001
Miami	4	6	0	.400	183	206	2013
Minnesota	1	0	0	1.000	16	14	2003
New England	1	1	0	.500	43	47	2011
New Orleans	1	0	0	1.000	27	24	2012
New York Giants	4	3	0	.571	137	141	2012
New York Jets	0	1	0	.000	13	37	2013
Philadelphia	0	3	0	.000	83	92	2013
St. Louis	0	3	0	.000	37	68	2011
San Francisco	2	0	0	1.000	66	30	1997
Tampa Bay	7	3	0	.667	181	154	2014
Washington	4	0	0	1.000	96	49	2009
<b>TOTALS:</b>	<b>45</b>	<b>36</b>	<b>0</b>	<b>.556</b>	<b>1,665</b>	<b>1,576</b>	

## PRESEASON ATTENDANCE FIGURES

YEAR	HOME ATTENDANCE TOTAL (TWO GAMES)	HOME ATTENDANCE AVG.
1995	137,907	68,953.5
1996	135,533	67,766.5
1997	135,023	67,511.5
1998	132,685	66,342.5
1999	116,052	58,026
2000	118,316	59,158
2001	99,593	49,796.5
2002	95,845	47,922.5
2003	94,065	47,032.5
2004*	100,867	50,433.5
2005*	124,668	62,334
2006*	127,234	63,617
2007*	130,897	65,448.5
2008*	127,841	63,920.5
2009*	82,119	41,059.5
2010*	123,846	61,923
2011*	122,339	61,169.5
2012*	124,836	62,418
2013*	118,284	59,142
2014 *	118,131	59,065.5
<b>TOTALS:</b>	<b>2,366,081</b>	<b>59,152.03</b>

\* Tickets distributed





# TEAM-BY-TEAM SERIES RECORDS



## ARIZONA

Series tied, 2-2

- 2000 — at Jacksonville 44, Arizona 10
- 2005 — Jacksonville 24, at Arizona 17
- 2009 — Arizona 31, at Jacksonville 17
- 2013 — Arizona 27, at Jacksonville 14

## ATLANTA

Jacksonville leads series, 3-2

- 1996 — at Jacksonville 19, Atlanta 17
- 1999 — Jacksonville 30, at Atlanta 7
- 2003 — at Atlanta 21, Jacksonville 14
- 2007 — at Jacksonville 13, Atlanta 7
- 2011 — at Atlanta 41, Jacksonville 14

## BALTIMORE

Jacksonville leads series, 10-8

- 1996 — at Jacksonville 30, Baltimore 27  
Jacksonville 28, at Baltimore 25 (OT)
- 1997 — Jacksonville 28, at Baltimore 27  
at Jacksonville 29, Baltimore 27
- 1998 — at Jacksonville 24, Baltimore 10  
Jacksonville 45, at Baltimore 19
- 1999 — at Jacksonville 6, Baltimore 3  
Jacksonville 30, at Baltimore 23
- 2000 — at Baltimore 39, Jacksonville 36  
Baltimore 15, at Jacksonville 10
- 2001 — at Baltimore 18, Jacksonville 17  
Baltimore 24, at Jacksonville 21
- 2002 — at Baltimore 17, Jacksonville 10
- 2003 — at Baltimore 24, Jacksonville 17
- 2005 — at Jacksonville 30, Baltimore 3
- 2008 — at Baltimore 27, Jacksonville 7
- 2011 — at Jacksonville 12, Baltimore 7
- 2014 — at Baltimore 20, Jacksonville 12

## BUFFALO

Buffalo leads regular season series, 7-5  
Jacksonville leads postseason series, 1-0

- 1996 — **Jacksonville 30, at Buffalo 27 (WC)**
- 1997 — Jacksonville 20, at Buffalo 14
- 1998 — at Buffalo 17, Jacksonville 16
- 2001 — Buffalo 13, at Jacksonville 10
- 2003 — Buffalo 38, at Jacksonville 17
- 2004 — Jacksonville 13, at Buffalo 10
- 2006 — at Buffalo 27, Jacksonville 24
- 2007 — at Jacksonville 36, Buffalo 14
- 2008 — Buffalo 20, at Jacksonville 16
- 2009 — at Jacksonville 18, Buffalo 15
- 2010 — Jacksonville 36, at Buffalo 26
- 2012 — at Buffalo 34, Jacksonville 18
- 2013 — Buffalo 27, at Jacksonville 20

## CAROLINA

Jacksonville lead series, 3-2

- 1996 — at Jacksonville 24, Carolina 14
- 1999 — Jacksonville 22, at Carolina 20
- 2003 — at Carolina 24, Jacksonville 23
- 2007 — at Jacksonville 37, Carolina 6
- 2011 — at Carolina 16, Jacksonville 10

## CHICAGO

Chicago leads series, 4-2

- 1995 — Chicago 30, at Jacksonville 27
- 1998 — Jacksonville 24, at Chicago 23
- 2001 — at Chicago 33, Jacksonville 13
- 2004 — at Jacksonville 22, Chicago 3
- 2008 — at Chicago 23, Jacksonville 10
- 2012 — Chicago 41, at Jacksonville 3

## CINCINNATI

Jacksonvilles lead series, 11-9

- 1995 — at Cincinnati 24, Jacksonville 17  
Cincinnati 17, at Jacksonville 13
- 1996 — at Cincinnati 28, Jacksonville 21  
at Jacksonville 30, Cincinnati 27
- 1997 — at Jacksonville 21, Cincinnati 13  
at Cincinnati 31, Jacksonville 26
- 1998 — at Jacksonville 24, Cincinnati 11  
Jacksonville 34, at Cincinnati 17
- 1999 — Jacksonville 41, at Cincinnati 10  
at Jacksonville 24, Cincinnati 7
- 2000 — at Jacksonville 13, Cincinnati 0  
at Cincinnati 17, Jacksonville 14
- 2001 — at Jacksonville 30, Cincinnati 13  
Jacksonville 14, at Cincinnati 10
- 2002 — Jacksonville 29, at Cincinnati 15
- 2005 — at Jacksonville 23, Cincinnati 20
- 2008 — at Cincinnati 21, Jacksonville 19
- 2011 — Cincinnati 30, at Jacksonville 20
- 2012 — Cincinnati 27, at Jacksonville 10
- 2014 — at Cincinnati 33, Jacksonville 23

## CLEVELAND

Jacksonville leads series, 11-5

- 1995 — Jacksonville 23, at Cleveland 15  
at Jacksonville 24, Cleveland 21
- 1999 — at Jacksonville 24, Cleveland 7  
Jacksonville 24, at Cleveland 14
- 2000 — Jacksonville 27, at Cleveland 7  
at Jacksonville 48, Cleveland 0
- 2001 — Cleveland 23, at Jacksonville 14  
Jacksonville 15, at Cleveland 10
- 2002 — Cleveland 21, at Jacksonville 20
- 2005 — Jacksonville 20, at Cleveland 14
- 2008 — Cleveland 23, at Jacksonville 17
- 2009 — at Cleveland 23, Jacksonville 17
- 2010 — at Jacksonville 24, Cleveland 20
- 2011 — at Cleveland 14, Jacksonville 10
- 2013 — Jacksonville 32, at Cleveland 28
- 2014 — at Jacksonville 24, Cleveland 6

## DALLAS

Series tied, 3-3

- 1997 — at Dallas 26, Jacksonville 22
- 2000 — Jacksonville 23, at Dallas 17 (OT)
- 2002 — at Dallas 21, Jacksonville 19
- 2006 — at Jacksonville 24, Dallas 17
- 2010 — Jacksonville 35, at Dallas 17
- 2014 — Dallas 31, at Jacksonville 17 (London)

## DENVER

Jacksonville leads regular season series, 5-4  
Postseason series tied, 1-1

- 1995 — at Denver 31, Jacksonville 23
- 1996 — **Jacksonville 30, at Denver 27 (DIV)**
- 1997 — **at Denver 42, Jacksonville 17 (WC)**
- 1998 — at Denver 37, Jacksonville 24
- 1999 — at Jacksonville 27, Denver 24
- 2004 — at Jacksonville 7, Denver 6
- 2005 — Denver 20, at Jacksonville 7
- 2007 — Jacksonville 23, at Denver 14
- 2008 — Jacksonville 24, at Denver 17
- 2010 — at Jacksonville 24, Denver 17
- 2013 — at Denver 35, Jacksonville 19

## DETROIT

Jacksonville leads series 3-2

- 1995 — at Detroit 44, Jacksonville 0
- 1998 — at Jacksonville 37, Detroit 22
- 2004 — at Jacksonville 23, Detroit 17 (OT)
- 2008 — Jacksonville 38, at Detroit 14
- 2012 — Detroit 31, at Jacksonville 14

## GREEN BAY

Green Bay leads series, 3-2

- 1995 — Green Bay 24, at Jacksonville 14
- 2001 — Green Bay 28, at Jacksonville 21
- 2004 — Jacksonville 28, at Green Bay 25
- 2008 — at Jacksonville 20, Green Bay 16
- 2012 — at Green Bay 24, Jacksonville 15

## HOUSTON

Houston leads series, 15-11

- 2002 — Houston 21, at Jacksonville 19  
Jacksonville 24, at Houston 21
- 2003 — at Houston 24, Jacksonville 20  
at Jacksonville 27, Houston 0
- 2004 — at Houston 20, Jacksonville 6  
Houston 21, at Jacksonville 0
- 2005 — at Jacksonville 21, Houston 14  
Jacksonville 38, at Houston 20
- 2006 — at Houston 27, Jacksonville 7  
Houston 13, at Jacksonville 10
- 2007 — at Jacksonville 37, Houston 17  
at Houston 42, Jacksonville 28
- 2008 — at Jacksonville 30, Houston 27 (OT)  
at Houston 30, Jacksonville 17
- 2009 — Jacksonville 31, at Houston 24  
at Jacksonville 23, Houston 18
- 2010 — at Jacksonville 31, Houston 24  
at Houston 34, Jacksonville 17
- 2011 — at Houston 24, Jacksonville 14  
Houston 20, at Jacksonville 13
- 2012 — Houston 27, at Jacksonville 7  
at Houston 43, Jacksonville 37 (OT)
- 2013 — Jacksonville 13, at Houston 6  
at Jacksonville 27, Houston 20
- 2014 — Houston 27, at Jacksonville 13  
at Houston 23, Jacksonville 17



# TEAM-BY-TEAM SERIES RECORDS



## INDIANAPOLIS

Indianapolis leads series, 20-8

- 1995 — Indianapolis 41, at Jacksonville 31
- 2000 — at Indianapolis 43, Jacksonville 14
- 2002 — Indianapolis 28, at Jacksonville 25  
at Indianapolis 20, Jacksonville 13
- 2003 — at Indianapolis 23, Jacksonville 13  
at Jacksonville 28, Indianapolis 23
- 2004 — Indianapolis 24, at Jacksonville 17  
Jacksonville 27, at Indianapolis 24
- 2005 — at Indianapolis 10, Jacksonville 3  
Indianapolis 26, at Jacksonville 18
- 2006 — at Indianapolis 21, Jacksonville 14  
at Jacksonville 44, Indianapolis 17
- 2007 — Indianapolis 29, at Jacksonville 7  
at Indianapolis 28, Jacksonville 25
- 2008 — Jacksonville 23, at Indianapolis 21  
Indianapolis 31, at Jacksonville 24
- 2009 — at Indianapolis 14, Jacksonville 12  
Indianapolis 35, at Jacksonville 31
- 2010 — at Jacksonville 31, Indianapolis 28  
at Indianapolis 34, Jacksonville 24
- 2011 — Jacksonville 17, at Indianapolis 3  
at Jacksonville 19, Indianapolis 13
- 2012 — Jacksonville 22, at Indianapolis 17  
Indianapolis 27, at Jacksonville 10
- 2013 — Indianapolis 37, at Jacksonville 3  
at Indianapolis 30, Jacksonville 10
- 2014 — Indianapolis 44, at Jacksonville 17  
at Indianapolis 23, Jacksonville 3

## KANSAS CITY

Jacksonville leads series, 6-4

- 1997 — at Jacksonville 24, Kansas City 10
- 1998 — at Jacksonville 21, Kansas City 16
- 2001 — Kansas City 30, at Jacksonville 26
- 2002 — Jacksonville 23, at Kansas City 16
- 2004 — at Jacksonville 22, Kansas City 16
- 2006 — at Kansas City 35, Jacksonville 30
- 2007 — Jacksonville 17, at Kansas City 7
- 2009 — at Jacksonville 24, Kansas City 21
- 2010 — at Kansas City 42, Jacksonville 20
- 2013 — Kansas City 28, at Jacksonville 2

## MIAMI

Miami leads regular season series, 4-2  
Jacksonville leads postseason series 1-0

- 1998 — at Jacksonville 28, Miami 21
- 1999 — **at Jacksonville 62, Miami 7 (DIV)**
- 2003 — Miami 24, at Jacksonville 10
- 2006 — Jacksonville 24, at Miami 10
- 2009 — Miami 14, at Jacksonville 10
- 2012 — at Miami 24, Jacksonville 3
- 2014 — Miami 27, at Jacksonville 13

## MINNESOTA

Minnesota leads series, 4-1

- 1998 — at Minnesota 50, Jacksonville 10
- 2001 — Jacksonville 33, at Minnesota 3
- 2004 — at Minnesota 27, Jacksonville 16
- 2008 — Minnesota 30, at Jacksonville 12
- 2012 — at Minnesota 26, Jacksonville 23 (OT)

## NEW ENGLAND

New England leads regular season series, 6-0  
New England leads postseason series, 3-1

- 1996 — at New England 28, Jacksonville 25 (OT)
- 1997 — New England 26, at Jacksonville 20
- 1996 — **at New England 20, Jacksonville 6 (AFC)**
- 1998 — **at Jacksonville 25, New England 10 (WC)**
- 2003 — at New England 27, Jacksonville 13
- 2005 — **at New England 28, Jacksonville 3 (WC)**
- 2006 — New England 24, at Jacksonville 21
- 2007 — **at New England 31, Jacksonville 20 (DIV)**
- 2009 — at New England 35, Jacksonville 7
- 2012 — New England 23, at Jacksonville 16

## NEW ORLEANS

New Orleans leads series, 3-2

- 1996 — at New Orleans 17, Jacksonville 13
- 1999 — at Jacksonville 41, New Orleans 23
- 2003 — at Jacksonville 20, New Orleans 19
- 2007 — at New Orleans 41, Jacksonville 24
- 2011 — New Orleans 23, at Jacksonville 10

## NY GIANTS

Series tied, 3-3

- 1997 — at Jacksonville 40, N.Y. Giants 13
- 2000 — at N.Y. Giants 28, Jacksonville 25
- 2002 — at N.Y. Giants 24, Jacksonville 17
- 2006 — at Jacksonville 26, N.Y. Giants 10
- 2010 — at N.Y. Giants 24, Jacksonville 20
- 2014 — at Jacksonville 25, N.Y. Giants 24

## NY JETS

Jacksonville lead regular season series, 6-4  
NY Jets lead postseason series, 1-0

- 1995 — at NY Jets 27, Jacksonville 10
- 1996 — at Jacksonville 21, NY Jets 17
- 1998 — **at N.Y. Jets 34, Jacksonville 24 (DIV)**
- 1999 — Jacksonville 16, at NY Jets 6
- 2002 — at Jacksonville 28, NY Jets 3
- 2003 — at NY Jets 13, Jacksonville 10
- 2005 — Jacksonville 26, at NY Jets 20 (OT)
- 2006 — at Jacksonville 41, NY Jets 0
- 2009 — Jacksonville 24, at NY Jets 22
- 2011 — at NY Jets 32, Jacksonville 3
- 2012 — NY Jets 17, at Jacksonville 10

## OAKLAND

Jacksonville leads series 4-3

- 1996 — at Oakland 17, Jacksonville 3
- 1997 — Jacksonville 20, at Oakland 9
- 2004 — Jacksonville 13, at Oakland 6
- 2007 — at Jacksonville 49, Oakland 11
- 2010 — at Jacksonville 38, Oakland 31
- 2012 — at Oakland 26, Jacksonville 23 (OT)
- 2013 — at Oakland 19, Jacksonville 9

## PHILADELPHIA

Jacksonville leads series, 3-2

- 1997 — at Jacksonville 38, Philadelphia 21
- 2002 — at Jacksonville 28, Philadelphia 25
- 2006 — Jacksonville 13, at Philadelphia 6
- 2010 — Philadelphia 28, at Jacksonville 3
- 2014 — at Philadelphia 34, Jacksonville 17

## PITTSBURGH

Regular season series tied, 11-11  
Jacksonville leads postseason series, 1-0

- 1995 — at Jacksonville 20, Pittsburgh 16  
at Pittsburgh 24, Jacksonville 7
- 1996 — at Jacksonville 24, Pittsburgh 9  
at Pittsburgh 28, Jacksonville 3
- 1997 — at Jacksonville 30, Pittsburgh 21  
at Pittsburgh 23, Jacksonville 17 (OT)
- 1998 — at Pittsburgh 30, Jacksonville 15  
at Jacksonville 21, Pittsburgh 3
- 1999 — Jacksonville 17, at Pittsburgh 3  
at Jacksonville 20, Pittsburgh 6
- 2000 — Pittsburgh 24, at Jacksonville 13  
Jacksonville 34, at Pittsburgh 24
- 2001 — at Jacksonville 21, Pittsburgh 3  
at Pittsburgh 20, Jacksonville 7
- 2002 — Pittsburgh 25, at Jacksonville 23
- 2004 — Pittsburgh 17, at Jacksonville 16
- 2005 — Jacksonville 23, at Pittsburgh 17 (OT)
- 2006 — at Jacksonville 9, Pittsburgh 0
- 2007 — Jacksonville 29, at Pittsburgh 22
- 2007 — **Jacksonville 31, at Pittsburgh 29 (WC)**
- 2008 — Pittsburgh 26, at Jacksonville 21
- 2011 — at Pittsburgh 17, Jacksonville 13
- 2014 — Pittsburgh 17, at Jacksonville 9

## ST. LOUIS

St. Louis leads series, 3-1

- 1996 — at St. Louis 17, Jacksonville 14
- 2005 — at St. Louis 24, Jacksonville 21
- 2009 — at Jacksonville 23, St. Louis 20 (OT)
- 2013 — at St. Louis 34, Jacksonville 20

## SAN DIEGO

San Diego leads series, 5-2

- 2003 — at Jacksonville 27, San Diego 21
- 2004 — at San Diego 34, Jacksonville 21
- 2007 — at Jacksonville 24, San Diego 17
- 2010 — at San Diego 38, Jacksonville 13
- 2011 — San Diego 38, at Jacksonville 14
- 2013 — San Diego 24, at Jacksonville 6
- 2014 — at San Diego 33, Jacksonville 14

## SAN FRANCISCO

Series tied, 2-2

- 1999 — at Jacksonville 41, San Francisco 3
- 2005 — at Jacksonville 10, San Francisco 9
- 2009 — at San Francisco 20, Jacksonville 3
- 2013 — San Francisco 42, at Jacksonville 10 (London)





# TEAM-BY-TEAM SERIES RECORDS



## SEATTLE

Seattle leads series, 5-2

- 1995 — Seattle 47, at Jacksonville 30
- 1996 — at Jacksonville 20, Seattle 13
- 2000 — Seattle 28, at Jacksonville 21
- 2001 — at Seattle 24, Jacksonville 15
- 2005 — at Jacksonville 26, Seattle 14
- 2009 — at Seattle 41, Jacksonville 0
- 2013 — at Seattle 45, Jacksonville 17

## TAMPA BAY

Jacksonville leads series, 4-1

- 1995 — at Tampa Bay 17, Jacksonville 16
- 1998 — at Jacksonville 29, Tampa Bay 24
- 2003 — at Jacksonville 17, Tampa Bay 10
- 2007 — Jacksonville 24, at Tampa Bay 23
- 2011 — at Jacksonville 41, Tampa Bay 14

## TENNESSEE

Tennessee leads regular season series, 22-18  
Tennessee leads postseason series, 1-0

- 1995 — Houston 10, at Jacksonville 3  
Jacksonville 17, at Houston 16
- 1996 — Houston 34, at Jacksonville 27  
Jacksonville 23, at Houston 17
- 1997 — Jacksonville 30, at Tennessee 24  
at Jacksonville 17, Tennessee 9
- 1998 — Jacksonville 27, at Tennessee 22  
Tennessee 16, at Jacksonville 13
- 1999 — Tennessee 20, at Jacksonville 19  
at Tennessee 41, Jacksonville 14
- 1999 — **Tennessee 33, at Jacksonville 14 (AFC)**
- 2000 — at Tennessee 27, Jacksonville 13  
at Jacksonville 16, Tennessee 13
- 2001 — at Jacksonville 13, Tennessee 6  
at Tennessee 28, Jacksonville 24
- 2002 — at Tennessee 23, Jacksonville 14  
Tennessee 28, at Jacksonville 10
- 2003 — Tennessee 30, at Jacksonville 17  
at Tennessee 10, Jacksonville 3
- 2004 — Jacksonville 15, at Tennessee 12  
Tennessee 18, at Jacksonville 15
- 2005 — Jacksonville 31, at Tennessee 28  
at Jacksonville 40, Tennessee 13
- 2006 — at Jacksonville 37, Tennessee 7

- at Tennessee 24, Jacksonville 17
- 2007 — Tennessee 13, at Jacksonville 10  
Jacksonville 28, at Tennessee 13
- 2008 — at Tennessee 17, Jacksonville 10  
Tennessee 24, at Jacksonville 14
- 2009 — at Jacksonville 37, Tennessee 17  
at Tennessee 30, Jacksonville 13
- 2010 — Tennessee 30, at Jacksonville 3  
Jacksonville 17, at Tennessee 6
- 2011 — at Jacksonville 16, Tennessee 14  
at Tennessee 23, Jacksonville 17
- 2012 — at Jacksonville 24, Tennessee 19  
at Tennessee 38, Jacksonville 20
- 2013 — Jacksonville 29, at Tennessee 27  
Tennessee 20, at Jacksonville 16
- 2014 — at Tennessee 16, Jacksonville 14  
at Jacksonville 21, Tennessee 13

## WASHINGTON

Washington leads series, 5-1

- 1997 — at Washington 24, Jacksonville 12
- 2000 — Washington 35, at Jacksonville 16
- 2002 — at Jacksonville 26, Washington 7
- 2006 — at Washington 36, Jacksonville 30 (OT)
- 2010 — Washington 20, at Jacksonville 17 (OT)
- 2014 — at Washington 41, Jacksonville 10

## ALL-TIME WON-LOST RECORDS VS. NFL

OPPONENTS	WINS	LOSSES	TIES	WIN PCT.	POINTS FOR	POINTS AGAINST	LAST	HOME	AWAY
ARIZONA	2	2	0	.500	99	85	2013	1-2	1-0
ATLANTA	3	2	0	.600	90	93	2011	2-0	1-2
BALTIMORE	10	8	0	.556	392	355	2014	6-2	4-6
BUFFALO	5	7	0	.417	244	255	2013	2-4	3-3
CAROLINA	3	2	0	.600	116	80	2011	2-0	1-2
CHICAGO	2	4	0	.333	99	153	2012	1-2	1-2
CINCINNATI	11	9	0	.550	446	371	2014	7-3	4-6
CLEVELAND	11	5	0	.688	363	246	2014	5-3	6-2
DALLAS	3	3	0	.500	140	129	2014	1-1	2-2
DENVER	5	4	0	.556	178	201	2013	3-1	2-3
DETROIT	3	2	0	.600	112	128	2012	2-1	1-1
GREEN BAY	2	3	0	.400	98	117	2012	1-2	1-1
HOUSTON	11	15	0	.423	527	587	2014	7-6	4-9
INDIANAPOLIS	8	20	0	.286	525	714	2014	4-10	4-10
KANSAS CITY	6	4	0	.600	209	221	2013	4-2	2-2
MIAMI	2	4	0	.333	88	120	2014	1-3	1-1
MINNESOTA	1	4	0	.200	94	136	2012	0-1	1-3
NEW ENGLAND	0	6	0	.000	102	163	2012	0-3	0-3
NEW ORLEANS	2	3	0	.400	108	123	2011	2-1	0-2
NEW YORK GIANTS	3	3	0	.500	153	123	2014	3-0	0-3
NEW YORK JETS	6	4	0	.600	189	157	2012	3-1	3-3
OAKLAND	4	3	0	.571	155	119	2013	2-0	2-3
PHILADELPHIA	3	2	0	.600	99	114	2014	2-1	1-1
PITTSBURGH	11	11	0	.500	392	375	2014	7-5	4-6
ST. LOUIS	1	3	0	.250	78	95	2013	1-0	0-3
SAN DIEGO	2	5	0	.286	119	205	2014	2-2	0-3
SAN FRANCISCO	2	2	0	.500	56	74	2013	2-1	0-1
SEATTLE	2	5	0	.286	129	212	2013	2-2	0-3
TAMPA BAY	4	1	0	.800	127	88	2011	3-0	1-1
TENNESSEE	18	22	0	.450	744	796	2014	9-11	9-11
WASHINGTON	1	5	0	.167	111	163	2014	1-2	0-3
<b>TOTALS</b>	<b>147</b>	<b>173</b>	<b>0</b>	<b>.459</b>	<b>6,382</b>	<b>6,798</b>	<b>2014</b>	<b>88-72</b>	<b>59-101</b>



# JAGUARS IN PRIMETIME



## JAGUARS IN PRIME TIME

### SUNDAY NIGHT (5-6)

9/24/95 vs. Green Bay (TNT)	L	14-24
12/15/96 vs. Seattle (ESPN)	W	20-13
12/20/98 at Minnesota (ESPN)	L	10-50
11/21/99 vs. New Orleans (ESPN)	W	41-23
10/8/00 vs. Baltimore (ESPN)	L	10-15
11/19/00 at Pittsburgh (ESPN)	W	34-24
11/3/02 at New York Giants (ESPN)	L	17-24
11/30/03 vs. Tampa Bay (ESPN)	W	17-10
12/5/04 vs. Pittsburgh (ESPN)	L	16-17
10/9/05 vs. Cincinnati (ESPN)	W	23-20
10/5/08 vs. Pittsburgh (NBC)	L	21-26

### THURSDAY NIGHT (3-5)

12/02/99 vs. Pittsburgh (ESPN)	W	20-6
10/18/01 vs. Buffalo (ESPN)	L	10-13
12/18/08 vs. Indianapolis (NFL Network)	L	24-31
12/17/09 vs. Indianapolis (NFL Network)	L	31-35
12/15/11 at Atlanta (NFL Network)	L	14-41
11/08/12 vs. Indianapolis (NFL Network)	L	10-27
12/05/13 vs. Houston (NFL Network)	W	27-20
12/18/14 vs. Tennessee (NFL Network)	W	21-13

### MONDAY NIGHT (8-7)

9/22/97 vs. Pittsburgh (ABC)	W	30-21
10/12/98 vs. Miami (ABC)	W	28-21
12/28/98 vs. Pittsburgh (ABC)	W	21-3
10/11/99 at New York Jets (ABC)	W	16-6
12/13/99 vs. Denver (ABC)	W	27-24
9/25/00 at Indianapolis (ABC)	L	14-43
10/16/00 at Tennessee (ABC)	L	13-27
12/3/01 vs. Green Bay (ABC)	L	21-28
9/18/06 vs. Pittsburgh (ESPN)	W	9-0
11/20/06 vs. New York Giants (ESPN)	W	26-10
10/22/07 vs. Indianapolis (ESPN)	L	7-29
12/1/08 at Houston (ESPN)	L	17-30
10/18/10 vs. Tennessee (ESPN)	L	3-30
10/24/11 vs. Baltimore (ESPN)	W	12-7
12/5/11 vs. San Diego (ESPN)	L	14-38

## JAGUARS ON THURSDAY NIGHT

The Jaguars own a 3-5 overall record on Thursday night, including a 21-13 victory against Tennessee in Week 15 in Jacksonville's only prime time game of the 2014 season. The Jaguars are 2-4 all-time on NFL Network.

DATE	OPPONENT	NETWORK	RESULT
12/2/99	vs. Pittsburgh	ESPN	W 20-6
10/18/01	vs. Buffalo	ESPN	L 10-13
12/18/08	vs. Indianapolis	NFL Network	L 24-31
12/17/09	vs. Indianapolis	NFL Network	L 31-35
12/15/11	at Atlanta	NFL Network	L 14-41
11/08/12	vs. Indianapolis	NFL Network	L 10-27
12/05/13	vs. Houston	NFL Network	W 27-20
12/18/14	vs. Tennessee	NFL Network	W 21-13

## PRIME TIME GAME-BY-GAME

The Jaguars have played in 34 nationally televised prime time games in their 20 seasons, at least one each season, with a record of 16-18.

Here's a look at the franchise's regular season prime time games:

DATE	OPPONENT	NETWORK	RESULT
09/24/95	vs. Green Bay#	TNT	L 14-24
12/15/96	vs. Seattle#	ESPN	W 20-13
09/22/97	vs. Pittsburgh	ABC	W 30-21
10/12/98	vs. Miami	ABC	W 28-21
12/20/98	at Minnesota#	ESPN	L 10-50
12/28/98	vs. Pittsburgh	ABC	W 21-3
10/11/99	at N.Y. Jets	ABC	W 16-6
11/21/99	vs. New Orleans#	ESPN	W 41-23
12/ 2/99	vs. Pittsburgh*	ESPN	W 20-6
12/13/99	vs. Denver	ABC	W 27-24
09/25/00	at Indianapolis	ABC	L 14-43
10/08/00	vs. Baltimore#	ESPN	L 10-15
10/16/00	at Tennessee	ABC	L 13-27
11/19/00	at Pittsburgh#	ESPN	W 34-24
10/18/01	vs. Buffalo*	ESPN	L 10-13
12/03/01	vs. Green Bay	ABC	L 21-28
11/03/02	at N.Y. Giants#	ESPN	L 17-24
11/30/03	vs. Tampa Bay#	ESPN	W 17-10
12/05/04	vs. Pittsburgh#	ESPN	L 16-17
10/09/05	vs. Cincinnati#	ESPN	W 23-20
09/18/06	vs. Pittsburgh	ESPN	W 9-0
11/20/06	vs. N.Y. Giants	ESPN	W 26-10
10/22/07	vs. Indianapolis	ESPN	L 7-29
10/05/08	vs. Pittsburgh#	NBC	L 21-26
12/01/08	at Houston	ESPN	L 17-30
12/18/08	vs. Indianapolis*	NFL Network	L 24-31
12/17/09	vs. Indianapolis*	NFL Network	L 31-35
10/18/10	vs. Tennessee	ESPN	L 3-30
10/24/11	vs. Baltimore	ESPN	W 12-7
12/05/11	vs. San Diego	ESPN	L 14-38
12/15/11	at Atlanta*	NFL Network	L 14-41
11/08/12	vs. Indianapolis	NFL Network	L 10-27
12/05/13	vs. Houston*	NFL Network	W 27-20
12/18/14	vs. Tennessee*	NFL Network	W 21-13

\*Denotes Thursday Night Game

#Denotes Sunday Night Game

All games on ABC were Monday Night

Both games in 2006 and one game in 2007 were Monday Night

## PRIME TIME YEAR-BY-YEAR

YEAR	JAGUARS GAMES ON		
	RECORD	PRIME TIME	NETWORK
1995	4-12	1	TNT
1996	9-7	1	ESPN
1997	11-5	1	ABC
1998	11-5	3	ESPN, ABC (2)
1999	14-2	4	ESPN (2), ABC (2)
2000	7-9	4	ABC (2), ESPN (2)
2001	6-10	2	ESPN, ABC
2002	6-10	1	ESPN
2003	5-11	1	ESPN
2004	9-7	1	ESPN
2005	12-4	1	ESPN
2006	8-8	2	ESPN (2)
2007	11-5	1	ESPN
2008	5-11	3	NBC, ESPN, NFL Network
2009	7-9	1	NFL Network
2010	8-8	1	ESPN
2011	5-11	3	ESPN (2), NFL Network
2012	2-14	1	NFL Network
2013	4-12	1	NFL Network
2014	3-13	1	NFL Network





# OVERTIME APPEARANCES



## OVERTIME GAMES

LOCATION	W	L	T	WON TOSS	LOST TOSS
HOME	3	1	0	4	0
ROAD	4	6	0	3	7
TOTALS	7	7	0	7	7

### September 22, 1996 — at New England 28, Jacksonville 25

After spotting New England a 22-0 lead, the Jaguars rallied in the second half, scoring three touchdowns on 51-, 41- and 61-yard completions from Mark Brunell and a Mike Hollis field goal, to tie the score at 25-25. The Patriots had the only possession in overtime and won on a 40-yard field goal by Adam Vinatieri.

### November 24, 1996 — Jacksonville 28, at Baltimore 25

The Ravens led 25-10 going into the fourth quarter. After a touchdown pass from Mark Brunell to Pete Mitchell, the defense recovered a fumble at the Ravens' 19-yard line. Brunell found Willie Jackson six plays later, and Brunell ran in for the two-point conversion to tie the game at 25-25 with 1:24 remaining. The Jaguars won the toss, but were forced to punt. The Ravens fumbled, and Jacksonville drove down the field, with Mike Hollis winning the game with a 34-yard field goal.

### October 26, 1997 — at Pittsburgh 23, Jacksonville 17

The Jaguars took a 10-0 lead into the second half, but Pittsburgh came back to take a 14-10 fourth-quarter lead. After a Mark Brunell TD pass to Pete Mitchell, the Jaguars took a 17-14 lead. The Steelers scored on a 19-yard field goal at the end of the fourth quarter to tie the game 17-17. The Steelers won the toss and scored on a 17-yard shovel pass from Kordell Stewart to Jerome Bettis.

### October 29, 2000 — Jacksonville 23, at Dallas 17

The Jaguars ended a five-game losing streak with a 23-17 overtime road victory over the Cowboys, with Alvis Whitted scoring on a 37-yard pass from Mark Brunell on the first series of overtime for his second touchdown of the game. Brunell threw for three TDs and tied a team record for passing accuracy, as he completed 20 of 24 passes. Kyle Brady caught 10 of those passes for 134 yards, as he eclipsed the 100-yard mark for the second straight week.

### November 14, 2004 — at Jacksonville 23, Detroit 17

The Jaguars continued their dramatic play with a 23-17 overtime win over the Detroit Lions at ALLTEL Stadium. David Garrard started his first game since 2002 in place of injured Byron Leftwich and led the team with 198 yards passing and two touchdowns. Jimmy Smith caught the game-winning 36-yard touchdown pass from Garrard in overtime. The Lions erased a 17-3 fourth-quarter lead with two Eddie Drummond touchdown returns.

### September 25, 2005 — Jacksonville 26, at New York Jets 20

The Jaguars defeated the New York Jets 26-20 on a game-winning 36-yard touchdown pass from Byron Leftwich to Jimmy Smith at the Meadowlands. Both teams began the overtime with interceptions and after forcing the Jets to punt on their third drive, Leftwich threw 36 yards for the game-winner.

### October 16, 2005 — Jacksonville 23, at Pittsburgh 17

The Jaguars defeated the Steelers 23-17 in Pittsburgh on a dramatic 41-yard interception return for a touchdown by Rashean Mathis in overtime. The Steelers won the toss and Quincy Morgan returned the kickoff 74 yards. On third down Maddox fumbled the snap and Reggie Hayward recovered the ball. The Jaguars stalled on offense and Chris Hanson recorded his team record-tying ninth punt of the game. Two plays later Mathis ended the game with his interception.

### October 1, 2006 — at Washington 36, Jacksonville 30

Jacksonville erased a 10-point deficit in the fourth quarter to force overtime, but Washington scored on the opening possession of the extra period on a 68-yard touchdown reception by Santana Moss from Mark Brunell to claim a 36-30 win at FedExField.

### September 28, 2008 — at Jacksonville 30, Houston 27

The Jaguars and Texans both scored 10 points in the fourth quarter to force overtime, but the Jaguars won the toss and David Garrard drove the Jaguars 51 yards in six plays and Josh Scobee connected on a 37-yard field goal for the game winner.

### October 18, 2009 — at Jacksonville 23, St. Louis 20

The Jaguars won the toss in overtime and never gave the football up in a 23-20 victory over the Rams. Starting from the 20-yard line, David Garrard engineered a 13 play, 62-yard drive, which included a mixture of passes and runs to set up the 36-yard game-winning field goal by Josh Scobee.

### December 26, 2010 — Washington 20, at Jacksonville 17

The Jaguars got the ball first, but they began at their own 11 following a miscue on the kickoff return. On third down David Garrard's pass was intercepted by Kevin Barnes at Jacksonville's 22, and three plays later Graham Gano hit the game-winner from 31 yards.

### September 9, 2012 — at Minnesota 26, Jacksonville 23

After the Jaguars took a 23-20 lead with 20 seconds left, Minnesota took advantage of a short kickoff to start at its 31-yard line with 14 seconds remaining. Christian Ponder completed passes for 26 and 6 yards to reach the Jacksonville 37, from where Blair Walsh booted a 55-yard field goal to tie it at 23-23 as time expired in regulation. In overtime the Vikings used eight plays to go 55 yards, setting up Walsh's fourth field goal from 38 yards. The Vikings defense then held as the Jaguars failed to convert a first down.

### October 21, 2012 — at Oakland 26, Jacksonville 23

For the second time in six games the Jaguars suffered a heart-breaking overtime loss on the road. In overtime, the Jaguars had the first possession, and on third down Chad Henne completed a pass to Cecil Shorts who fumbled and the Raiders recovered at the Jacksonville 21. From there Sebastian Janikowski kicked a 40-yard field goal to win the game.

### November 18, 2012 — at Houston 43, Jacksonville 37

In overtime, Houston won the coin toss and took 14 plays to set up Shayne Graham's third field goal, from 25 yards. The Jaguars responded with an 11-play, 53-yard drive capped by Josh Scobee's third field goal that followed a 4th-and-10 conversion and a 28-yard run by Jalen Parmele to the Houston six. With the score tied at 37-37 Derek Cox intercepted Matt Schaub on the next series to set the Jaguars up at the Houston 47, but this time the Jaguars' 4th-and-10 conversion failed. Two plays later Schaub hit Andre Johnson with a short pass that he took 48 yards for the game-winner 12:59 into the overtime period.





# JAGUARS RECORDS & STATISTICS



## HOME VS. AWAY RECORDS

YEAR	HOME			AWAY		
	W	L	T	W	L	T
1995	2	6	0	2	6	0
1996	7	1	0	2	6	0
1997	7	1	0	4	4	0
1998	7	1	0	4	4	0
1999	7	1	0	7	1	0
2000	4	4	0	3	5	0
2001	3	5	0	3	5	0
2002	3	5	0	3	5	0
2003	5	3	0	0	8	0
2004	4	4	0	5	3	0
2005	6	2	0	6	2	0
2006	6	2	0	2	6	0
2007	6	2	0	5	3	0
2008	2	6	0	3	5	0
2009	5	3	0	2	6	0
2010	5	3	0	3	5	0
2011	4	4	0	1	7	0
2012	1	7	0	1	7	0
2013	1	7	0	3	5	0
2014	3	5	0	0	8	0
<b>TOTALS</b>	<b>88</b>	<b>72</b>	<b>0</b>	<b>59</b>	<b>101</b>	<b>0</b>

## LARGEST COMEBACKS IN HISTORY

The Jaguars have won 12 regular season games and one postseason game after trailing by double-digits:

### LARGEST COMEBACK WINS

21 points, 11/30/14 vs. NYG, trailed 21-0 2nd quarter, won 25-24  
 15 points, 11/24/96 at BAL, trailed 25-10 4th quarter, won 28-25 OT  
 14 points, 11/10/96 vs. BAL, trailed 17-3 3rd quarter, won 30-27  
 14 points, 12/13/99 vs. DEN, trailed 14-0 1st quarter, won 27-24  
 14 points, 12/11/11 vs. TB, trailed 14-0 2nd quarter, won 41-14  
 13 points, 11/09/03 vs. IND, trailed 20-7 at half, won 28-23  
 12 points, 09/27/98 at TEN, trailed 19-7 2nd quarter, won 27-22  
 11 points, 10/13/96 vs. NYJ, trailed 14-3 2nd quarter, won 21-1  
 11 points, 11/30/97 vs. BAL, trailed 14-3 2nd quarter, won 29-27  
 11 points, 09/23/12 at IND, trailed 14-3 at half, won 22-17  
 10 points, 11/28/99 at BAL, trailed 10-0 1st quarter, won 30-23  
 10 points, 09/10/06 vs. DAL, trailed 10-0 1st quarter, won 24-17

## JAGUARS VS. NFC OPPONENTS

The Jaguars own a 36-43 mark against the NFC, including a 25-14 mark at home.

Here's a look at the Jaguars' record in interconference play since 1995:

YEAR	DIVISION	OVERALL	HOME	AWAY
1995	NFC Central	0-4	0-2	0-2
1996	NFC West	2-2	2-0	0-2
1997	NFC East	2-2	2-0	0-2
1998	NFC Central	3-1	2-0	1-1
1999	NFC West	4-0	2-0	2-0
2000	NFC East	2-2	1-1	1-1
2001	NFC Central	1-2	0-1	1-1
2002	NFC East	2-2	2-0	0-2
2003	NFC South	2-2	2-0	0-2
2004	NFC North	3-1	2-0	1-1
2005	NFC West	3-1	2-0	1-1
2006	NFC East	3-1	2-0	1-1
2007	NFC South	3-1	2-0	1-1
2008	NFC North	2-2	1-1	1-1
2009	NFC West	1-3	1-1	0-2
2010	NFC East	1-3	0-2	1-1
2011	NFC South	1-3	1-1	0-2
2012	NFC North	0-4	0-2	0-2
2013	NFC West	0-4	0-2	0-2
2014	NFC East	1-3	1-1	0-2
<b>TOTALS</b>		<b>36-43</b>	<b>25-14</b>	<b>11-29</b>

## JAGUARS VS. AFC SOUTH

YEAR	HOU	IND	TEN	TOTAL
2002	1-1	0-2	0-2	1-5
2003	1-1	1-1	0-2	2-4
2004	0-2	1-1	1-1	2-4
2005	2-0	0-2	2-0	4-2
2006	0-2	1-1	1-1	2-4
2007	1-1	0-2	1-1	2-4
2008	1-1	1-1	0-2	2-4
2009	2-0	0-2	1-1	3-3
2010	1-1	1-1	1-1	3-3
2011	0-2	2-0	1-1	3-3
2012	0-2	1-1	1-1	2-4
2013	2-0	0-2	1-1	3-3
2014	0-2	0-2	1-1	1-5
<b>TOTALS</b>	<b>11-15</b>	<b>8-18</b>	<b>11-15</b>	<b>30-48</b>

## JAGUARS VS. AFC CENTRAL (1995-2001)

YEAR	BAL	CIN	CLE	HOU	TEN	PIT	TOTAL
1995	—	0-2	2-0	1-1	—	1-1	4-4
1996	2-0	1-1	—	1-1	—	1-1	5-3
1997	2-0	1-1	—	—	2-0	1-1	6-2
1998	2-0	2-0	—	—	1-1	1-1	6-2
1999	2-0	2-0	2-0	—	0-2	2-0	8-2
2000	0-2	1-1	2-0	—	1-1	1-1	5-5
2001	0-2	2-0	1-1	—	1-1	1-1	5-5
<b>TOTALS</b>	<b>8-4</b>	<b>9-5</b>	<b>7-1</b>	<b>2-2</b>	<b>5-5</b>	<b>8-6</b>	<b>39-23</b>

## YEAR-BY-YEAR STATISTICS

YEAR	OFFENSE						NFL RANK T-R-P
	TOTAL PLAYS	FIRST DOWNS	RUSH YARDS	PASSING YARDS	TOTAL YARDS	TOTAL POINTS	
1995	962	283	1,705	2,790	4,495	275	28-17-27
1996	1,038	325	1,650	<b>4,110</b>	<b>5,760</b>	325	2-17-1
1997	998	308	1,720	3,704	5,424	394	7-18-4
1998	989	287	2,102	3,112	5,214	392	10-5-20
1999	<b>1,085</b>	<b>331</b>	2,091	3,495	5,586	396	7-1-12
2000	1,080	318	2,032	3,658	5,690	367	7-10-9
2001	969	289	1,600	3,240	4,840	294	20-26-18
2002	959	275	2,089	2,762	4,851	328	25-10-28
2003	1,024	305	2,073	3,285	5,358	276	12-8-15
2004	991	279	1,850	3,159	5,009	261	21-16-19
2005	1,021	301	1,959	3,190	5,149	361	15T-10-19
2006	989	293	<b>2,541</b>	2,882	5,423	371	10-3-24
2007	1,022	328	2,391	3,328	5,719	<b>411</b>	7-2-17
2008	1,005	312	1,774	3,332	5,106	302	20-18-15
2009	1,010	300	2,029	3,356	5,385	290	18-10-19
2010	1,019	330	2,395	3,065	5,460	353	15-3-27
2011	1,002	251	1,970	2,179	4,149	243	32-12-32
2012	994	269	1,369	3,419	4,788	255	29-30-21
2013	1,020	271	1,260	3,441	4,701	247	31-31-22
2014	988	271	1,633	3,001	4,634	249	31-21-31

YEAR	DEFENSE						NFL RANK T-R-P
	TOTAL PLAYS	FIRST DOWNS	RUSH YARDS	PASSING YARDS	TOTAL YARDS	TOTAL POINTS	
1995	1,030	320	2,003	3,512	5,515	404	21-24-17
1996	993	316	1,781	3,314	5,095	335	16-19-16
1997	1,035	318	1,734	3,504	5,238	318	23-13-24
1998	1,057	309	2,000	3,559	5,559	338	25-22-23
1999	951	<b>248</b>	1,444	<b>2,890</b>	<b>4,334</b>	<b>217</b>	4-6-3
2000	<b>934</b>	252	1,685	3,160	4,845	327	12-11-14
2001	1,056	300	1,611	3,459	5,070	286	16-10-22
2002	1,042	324	2,071	3,264	5,335	315	20-25-14
2003	976	276	<b>1,406</b>	3,251	4,657	331	6-2-18
2004	972	290	1,777	3,357	5,134	280	11-11-16
2005	963	273	1,709	2,946	4,655	269	6-14-7
2006	978	259	1,460	3,078	4,538	274	2-4-10
2007	970	286	1,605	3,416	5,021	304	12-11-15
2008	922	289	1,709	3,586	5,295	367	17-13T-24
2009	982	307	1,863	3,774	5,637	380	23-19-27
2010	948	316	1,945	4,004	5,949	419	28-22-28
2011	979	268	1,667	3,341	5,008	329	6-9-8
2012	1,100	364	2,256	3,832	6,088	444	30-30-22
2013	1,089	353	2,108	3,962	6,070	449	27T-29-25T
2014	1,085	330	2,033	3,899	5,932	412	26-27-22

(Boldface denotes team record)





# JAGUARS ALL-TIME TRADES



## — 1995 —

**Apr. 22** Jaguars' 3rd (66) and 5th (170)-round selections to Green Bay for QB Mark Brunell. Green Bay selected RB William Henderson and RB Travis Jerry.

**Apr. 22** Jaguars' 1st (31) supplemental, 3rd (97) supplemental, 4th (134) supplemental, and 1996 4th (113)-round supplemental selections to Kansas City for Kansas City's 1st (19, RB James Stewart)-round selection. Kansas City selected OT Trezelle Jenkins, LB Troy Dumas and QB Steve Stenstrom.

**Apr. 22** Jaguars' 2nd (33)-round selection to New York Jets for Jets' 2nd (40, OL Brian DeMarco) and 3rd (71, DB Chris Hudson)-round selections. The Jets selected OT Matt O'Dwyer.

**Apr. 23** Jaguars' 5th (136)-round selection and a 1996 6th (186)-round selection to Cleveland for Cleveland's 4th (123, DT Mike Thompson)-round selection. Cleveland selected DT Tau Pupa with pick 136, and as Baltimore selected WR James Roe with 1996 pick 186.

**Apr. 23** Jaguars' 6th (208) supplemental, 7th (210) and 7th (248) supplemental selections to Philadelphia for Philadelphia's 5th (169, RB Ryan Christophers) and 7th (219, WR Curtis Marsh)-round selections. Philadelphia selected RB Fred McCrary, RB Kevin Bouie, and OT Howard Smothers.

## — 1996 —

**Apr. 20** Jaguars' 3rd (79), 4th (113), 5th (134) and 5th (150)-round selections to Miami for Miami's 2nd (60, C Michael Cheever) and 4th (99)-round selections.

**Apr. 21** Jaguars traded Miami's 4th (99)-round selection to Seattle for Seattle's 4th (110, WR Reggie Barlow) and 5th (146, OT Jimmy Herndon)-round selections.

**May 31** DB Corey Raymond to Detroit for TE Ty Hallock.

**Aug. 26** Jaguars' 2007 7th (211)-round selection to Pittsburgh for TE Craig Keith. Pittsburgh traded pick to Kansas City, who selected C Ben Lynch.

**Aug. 27** WR Mike Williams to Miami for TE Pete Mitchell.

## — 1997 —

**Aug. 24** DE Paul Frase to Green Bay for Green Bay's 1998 6th (182, RB Kevin McLeod)-round selection.

**Aug. 24** OT Jimmy Herndon to Chicago for Chicago's 1998 7th (192, WR Alvis Whitted)-round selection.

## — 1998 —

**Feb. 13** QB Rob Johnson to Buffalo for Buffalo's 1st (9, RB Fred Taylor) and 4th (101, RB Tavian Banks)-round selections.

## — 1999 —

**Apr. 18** Jaguars' 6th (195) and 7th (233)-round selections to Tampa Bay for Tampa Bay's 6th (182, DT Emarlos Leroy)-round selection. Tampa Bay selected RB Lamarr Green and RB Autry Denson.

**Sept. 5** DB Cordell Taylor to Seattle for a 2000 conditional selection.

**Oct. 19** Jaguars' 2001 6th (174)-round selection to Tampa Bay for DE Regan Upshaw. Tampa Bay selected RB Jameel Cook.

## — 2000 —

**Aug. 16** Jaguars' 2001 4th (108)-round selection to Kansas City for G Brendan Stai.

## — 2001 —

**Apr. 22** Jaguars' 2002 5th (144)-round selection to New England for New England's 6th (170, G Chad Ward)-round selection. New England traded the pick to Denver, who selected WR Herb Haygood.

## — 2002 —

**Apr. 20** Jaguars' 3rd (76)-round selection to Cleveland for LB Wali Rainer and Cleveland's 3rd (79)-round selection. Cleveland selected C Melvin Fowler.

**Apr. 20** Jaguars traded Cleveland's 3rd (79)-round selection to Washington for Oakland's 3rd (89, LB Akin Ayodele)-round selection and Washington's 4th (118, TE Chris Lutzar)-round selection. Washington selected DB Rashad Bauman.

**June 20** Jaguars' 2003 7th (222)-round selection to Seattle for DB Ike Charlton. Seattle selected PK Josh Brown.

## — 2003 —

**Apr. 27** Jaguars' 5th (143)-round selection to Chicago for Chicago's 6th (176, DE Brandon Green), New England's 6th (193, OT Marques Ogden) and Chicago's 7th (218, RB Malaefou Mackenzie)-round selections. Chicago selected WR Justin Gage.

**Aug. 26** Jaguars traded a 2004 conditional selection to Baltimore for DB Anthony Mitchell.

## — 2004 —

**Mar. 3** QB Mark Brunell to Washington for Washington's 3rd (72)-round selection. Jacksonville later traded pick to Green Bay who selected DT Donnell Washington.

**Apr. 8** DB Jason Craft to New Orleans for New Orleans' 5th (150, DB Chris Thompson)-round selection.

**Apr. 24** Jaguars' 3rd (70)-round and 4th (102)-round selections to Green Bay for Green Bay's 2nd (55, RB Greg Jones)-round selection. Green Bay selected DB Joey Thomas and traded pick 102 to Miami who selected DB Will Poole.

**Apr. 24** Jaguars traded Washington's 3rd (72)-round selection to Green Bay for Green Bay's 3rd (86, LB Jorge Cordova) and 4th (118, DT Anthony Maddox)-round selections. Green Bay selected DT Donnell Washington.

**Apr. 25** WR Kevin Johnson to Baltimore for Baltimore's 5th (120, WR Ernest Wilford)-round selection.

**Apr. 25** Jaguars' 6th (175) and 7th (210)-round selections to Houston for Tennessee's 5th (159, OT Sean Babin)-round selection. Houston selected DB Jammal Lord and LB Raheem Orr.

## — 2005 —

**Apr. 24** Jaguars' 4th (123)-round selection to New York Jets for Jets' 4th (127, RB Alvin Pearson) and Dallas' 6th (185, WR Chad Owens)-round selections. Jets selected DB Kerry Rhodes.

**Aug. 26** PK Seth Marler to Dallas for a 2006 6th (187, KR Chad Owens)-round selection.

**Oct. 6** Jaguars' 2006 7th (236)-round selection to San Francisco for LB Jamie Winborn.

## — 2006 —

**Apr. 29** Jaguars' 3rd (92) and 4th (125)-round selections to Dallas for Dallas' 3rd (80, LB Clint Ingram)-round selection. Dallas selected DE Jason Hatcher and KR Skyler Green.

**Apr. 30** Jaguars 6th (198)-round selection to San Francisco for San Francisco's 7th (213, DE James Wyche) and Jacksonville's 7th (236, CB Dee Webb)-round selections. San Francisco selected DE Melvin Oliver.

## — 2007 —

**Apr. 28** Jaguars' 1st (17)-round selection to Denver for Denver's 1st (21, S Reggie Nelson), 3rd (86) and 6th (198)-round selections. Denver selected DE Jarvis Moss. Jaguars later traded pick 86 to Baltimore and 98 to Atlanta.

**Apr. 28** Jaguars traded Denver's 3rd (86)-round selection to Baltimore for Detroit's 4th (101, P Adam Podlesh) and Baltimore's 5th (166, DT Derek Landri) and 6th (203)-round selections. Baltimore selected OT Marshall Yanda. Jacksonville later traded pick 203 to Atlanta.

**Apr. 29** Jaguars' 6th (194)-round selection and Denver's 6th (198)-round selection and Baltimore's 6th (203)-round selection to Atlanta for Atlanta's 5th (149, G Uche Nwaneri)-round selection. Atlanta selected DB David Irons with pick 194, C Doug Datish with 198 and DB Daren Stone with 203.

**Sept. 1** RB Alvin Pearson and a 2008 7th (233)-round selection to Seattle for a 2008 5th (158)-round selection. Seattle selected RB Justin Forsett. Pick 158 later traded through Tampa Bay to Chicago who selected TE Kellen Davis.

## — 2008 —

**Feb. 29** Jaguars' 6th (193)-round selection to Minnesota for WR Troy Williamson. Minnesota selected WR Jaymar Johnson.

**Mar. 1** DT Marcus Stroud to Buffalo for Baltimore's 3rd (71) and Chicago's 5th (143)-round selections. Buffalo later traded pick 71 back to Baltimore and pick 143 was traded to Dallas through Chicago.

**Apr. 26** Jaguars' 1st (26), Baltimore's 3rd (71), and Jaguars' 3rd (89) and 4th (125)-round selections to Baltimore for Baltimore's 1st (8, DE Derrick Harvey)-round selection. Baltimore selected LB Tavares Gooden with pick 71 and traded picks 26, 89 and 173 to Houston for Houston's 1st (18)-round selection with which Baltimore selected QB Joe Flacco. Baltimore traded pick 125 to Oakland.

**Apr. 26** Jaguars' 2nd (58), Seattle's 5th (158) and Jaguars' 2009 7th (217)-round selections to Tampa Bay for Tampa Bay's 2nd (52, DE Quentin Groves)-round selection. Tampa Bay selected WR Dexter Jackson with pick 58 and DB E.J. Biggers with 2009 pick 217, and traded pick 158 to Chicago.

**Apr. 27** Jaguars traded Chicago's 5th (143)-round selection to Dallas for Cleveland's 5th (155, LB Thomas Williams) and Oakland's 7th (213, RB Chauncey Washington)-round selections. Dallas selected DB Orlando Scandrick.

## — 2009 —

**Apr. 9** DT Tony McDaniel to Miami for Miami's 7th (232)-round selection. Jaguars later traded pick 232 to New England.

**Apr. 26** Jaguars traded Miami's 7th (232)-round selection and Jacksonville's 2010 2nd (44)-round selection to New England for Green Bay's 3rd (73, CB Derek Cox)-round selection. New England selected WR Julian Edelman with pick 232.

**June 30** WR Dennis Northcutt to Detroit for S Gerald Alexander.

**Sept. 6** Jaguars' 2010 7th (217)-round selection to Tampa Bay for QB Luke McCown.

## — 2010 —

**Apr. 23** DE Quentin Groves to Oakland for Dallas' 5th (158)-round selection. Jaguars later traded that selection to New Orleans for 2011 4th (121)-round selection.

**Apr. 23** Jaguars' 4th (108)-round selection to Oakland for LB Kirk Morrison and New England's 5th (153, DE Austen Lane)-round selection. Oakland selected WR Jacoby Ford.

**May 25** Jaguars' 2011 7th (218)-round selection to Miami for G Justin Smiley. Miami later traded selection to Green Bay which selected TE Ryan Taylor.

**Sept. 4** S Reggie Nelson to Cincinnati for DB David Jones and a conditional 2012 draft pick. Jaguars selected DT Jeris Pendleton.

**Oct. 18** S Anthony Smith to Green Bay for a conditional 2011 draft pick.

## — 2011 —

**Apr. 28** Jaguars' 1st (16) and 2nd (49)-round selections to Washington for Washington's 1st (10, QB Blaine Gabbert)-round selection. Washington selected DE Ryan Kerrigan with selection 16 and traded pick 49 to Indianapolis, who selected G Ben Ijalana.

**Apr. 29** Jaguars' 3rd (80) and 6th (182)-round selections to San Francisco for San Francisco's 3rd (76, G Will Rackley)-round selection. San Francisco selected S Chris Culliver and WR Ronald Johnson.

**Sept. 3** A Jaguars conditional 2012 choice to New York Jets for S Dwight Lowery. Jets traded pick (214) to Indianapolis, who selected LB Tim Fugger.

## — 2012 —

**Apr. 26** Jaguars' 1st (7) and 4th (101)-round selections to Tampa Bay for Tampa Bay's 1st (5, WR Justin Blackmon) -round selection. Tampa Bay selected SS Mark Barron and traded pick 101 to Denver, who selected CB Omar Bolden.

**Oct. 30** WR Mike Thomas to Detroit for a 2014 5th round selection.

## — 2013 —

**Apr. 28** Jaguars' 4th (98)-round selection to Philadelphia for Philadelphia's 4th (101) and 7th (210)-round selections.

**Aug. 30** DT D'Anthony Smith to Seattle for conditional pick.

**Oct. 2** OT Eugene Monroe to Baltimore for Baltimore's 2014 4th and 5th-round selections.

## — 2014 —

**Mar. 11** QB Blaine Gabbert to San Francisco for San Francisco's 6th (205)-round 2014 draft pick and a conditional 2015 draft pick. Jaguars selected C Luke Bowanko in 2014 draft.

**May 9** Jaguars' 3rd (70) and 5th (150 from Detroit)-round selections to San Francisco for San Francisco's 2nd (61, WR Allen Robinson)-round selection. San Francisco selected C Marcus Martin and DE Aaron Lynch.

**May 9** Jaguars' 4th (105) and 6th (179)-round selections to New England for New England's 3rd (93, G Brandon Linder). New England selected C Bryan Stork and G Jon Halapio.

## — 2015 —

**May 9** Jaguars' 4th (103)-round selection to New York Jets for New York Jets' 4th (104, S James Sample) and 7th (229, TE Ben Yorkack)-round selections. The New York Jets selected QB Bryce Petty.



# JAGUARS ALL-TIME DRAFT CHOICES



## 1995 EXPANSION DRAFT

(February 15, 1995; alternated choices with Carolina)

(Draft round, position, player, former team) 1. QB Steve Beuerlein, Arizona; 2. CB Corey Raymond, N.Y. Giants; 3. OT Jeff Novak, Miami; 4. DE John Duff, L.A. Raiders; 5. LB Keith Goganious, Buffalo; 6. LB Mark Williams, Green Bay; 7. CB Al Jackson, Philadelphia; 8. C/OG Mark Tucker, Arizona; 9. DT Paul Frase, N.Y. Jets; 10. G Tom Myslinski, Chicago; 11. WR Willie Jackson, Dallas; 12. DB Othello Henderson, New Orleans; 13. LB Santo Stephens, Cincinnati; 14. DB Darren Carrington, San Diego; 15. DB Michael Davis, Houston; 16. DB Dave Thomas, Dallas; 17. RB Mazio Royster, Tampa Bay; 18. FB Le'Shai Maston, Houston; 19. WR Charles Davenport, Pittsburgh; 20. S Monty Grow, Kansas City; 21. RB Marcus Wilson, Green Bay; 22. LB Brant Boyer, Miami; 23. S Harry Colon, Detroit; 24. TE Derek Brown, N.Y. Giants; 25. LB James Williams, New Orleans; 26. G Eugene Chung, New England; 27. RB Reggie Cobb, Green Bay; 28. WR Desmond Howard, Washington; 29. WR Kelvin Martin, Seattle; 30. WR Cedric Tillman, Denver; 31. DB Rogerick Green, Tampa Bay.

## 1995

(drafted alternately 2-1)

RD	PLAYER	POS	COLLEGE	PICK
1a	Tony Boselli	OT	Southern Cal.	2
1b	James Stewart	RB	Tennessee	19
2a	Brian DeMarco	OT	Michigan St.	40
2b	Bryan Schwartz	MLB	Augustana (S.D.)	64
3	Chris Hudson	S	Colorado	71
4a	Rob Johnson	QB	Southern Cal.	99
4b	Mike Thompson	DT	Wisconsin	123
5	Ryan Christopherson	FB	Wyoming	169
6	Marcus Price	OT	Louisiana St.	172
7	Curtis Marsh	WR	Utah	219

## 1996

(drafted alternately 2-3)

RD	PLAYER	POS	COLLEGE	PICK
1	Kevin Hardy	LB	Illinois	2
2a	Tony Brackens	DE	Texas	33
2b	Michael Cheever	C	Georgia Tech	60
3	Aaron Beasley	CB	West Virginia	63
4	Reggie Barlow	WR	Alabama St.	110
5	Jimmy Herndon	OT	Houston	146
6a	John Fisher	SS	Missouri Western	170
6b	Chris Doering	WR	Florida	185
7a	Clarence Jones	WR	Tennessee St.	227
7b	Gregory Spann	WR	Jackson St.	228

## 1997

(drafted alternately 21-20-19-18-17)

RD	PLAYER	POS	COLLEGE	PICK
1	Renaldo Wynn	DT	Notre Dame	21
2	Mike Logan	S	West Virginia	50
3	James Hamilton	LB	North Carolina	79
4	Seth Payne	DT	Cornell	114
5	Damon Jones	TE	Southern Illinois	147
6	Daimon Shelton	FB	Sacramento St.	184
7	Jon Hesse	LB	Nebraska	221

## 1998

(drafted alternately 25-26)

RD	PLAYER	POS	COLLEGE	PICK
1a	Fred Taylor	RB	Florida	9
1b	Donovin Darius	S	Syracuse	25
2	Cordell Taylor	CB	Hampton	57
3	Jonathan Quinn	QB	Mid. Tennessee	86
4a	Tavian Banks	RB	Iowa	101
4b	Harry Deligianis	DT	Youngstown St.	118
5	John Wade	C	Marshall	148
6a	Lamanzer Williams	DE	Minnesota	179
6b	Kevin McLeod	FB	Auburn	182
7a	Alvis Whitted	WR	N. Carolina St.	192
7b	Brandon Tolbert	OLB	Georgia	214

## 1999

(drafted alternately 26-25)

RD	PLAYER	POS	COLLEGE	PICK
1	Fernando Bryant	CB	Alabama	26
2	Larry Smith	DT	Florida State	56
3	Anthony Cesario	G	Colorado St.	88
4	Kevin Landolt	DT	West Virginia	121
5	Jason Craft	CB	Colorado St.	160
6	Emarlos Leroy	DT	Georgia	182
7a	Dee Moronkola	CB	Washington St.	242
7b	Chris White	DE	Southern	246

## 2000

(drafted 29th)

RD	PLAYER	POS	COLLEGE	PICK
1	R. Jay Soward	WR	Southern Cal.	29
2	Brad Meester	G/C	Northern Iowa	60
3	T.J. Slaughter	MLB	Southern Miss.	92
4	Joe Chustz	OT	Louisiana Tech	123
5	Kiwauke Thomas	CB	Ga. Southern	159
6	Emanuel Smith	WR	Arkansas	196
7a	Erik Olson	S	Colorado St.	236
7b	Rob Meier	DE	Washington St.	241

RD	PLAYER	POS	COLLEGE	PICK
7c	Shyrone Stith	RB	Virginia Tech	243
7d	Danny Clark	LB	Illinois	245
7e	Mark Baniewicz	OT	Syracuse	247

## 2001

(drafted alternately 13-11-12)

RD	PLAYER	POS	COLLEGE	PICK
1	Marcus Stroud	DT	Georgia	13
2	Maurice Williams	OT	Michigan	43
3a	Eric Westmoreland	LB	Tennessee	73
3b	James Boyd	S	Penn State	94
5	David Leaverton	P	Tennessee	142
6	Chad Ward	G	Washington	170
7a	Anthony Denman	LB	Notre Dame	213
7b	Marlon McCree	S	Kentucky	233
7c	Richmond Flowers	WR	Tenn.-Chatt.	235
7d	Randy Chevrier	LS/DT	McGill (Quebec)	241

## 2002

(drafted alternately 9-8-11-10)

RD	PLAYER	POS	COLLEGE	PICK
1	John Henderson	DT	Tennessee	9
2	Mike Pearson	OT	Florida	40
3	Akin Ayodele	LB	Purdue	89
4a	David Garrard	QB	East Carolina	108
4b	Chris Luzar	TE	Virginia	118
6	Clenton Ballard	DT	SW Texas St.	180
7a	Kendall Newson	WR	Middle Tenn. St.	222
7b	Steve Smith	CB	Oregon	247
7c	Hayden Epstein	PK	Michigan	248

## 2003

(drafted alternately 8-7)

RD	PLAYER	POS	COLLEGE	PICK
1	Byron Leftwich	QB	Marshall	7
2	Rashean Mathis	DB	Beth.-Cookman	39
3	Vince Manuwai	G	Hawaii	72
4a	George Wrighter	TE	Oregon	104
4b	LaBrandon Toefield	RB	Louisiana St.	132
6a	Brandon Green	DE	Rice	176
6b	David Young	S	Ga. Southern	179
6c	Marques Ogden	OT	Howard	193
7	Malaefou MacKenzie	FB	Southern Cal.	218

## 2004

(drafted alternately 9-8-7-6)

RD	PLAYER	POS	COLLEGE	PICK
1	Reggie Williams	WR	Washington	9
2a	Daryl Smith	LB	Georgia Tech	39
2b	Greg Jones	RB	Florida State	55
3	Jorge Cordova	LB	Nevada	86
4a	Anthony Maddox	DT	Delta State	118
4b	Ernest Wilford	WR	Virginia Tech	120
5a	Josh Scobee	PK	Louisiana Tech	137
5b	Chris Thompson	CB	Nicholls State	150
5c	Sean Bubbin	OT	Illinois	159
7	Bobby McCray	DE	Florida	249

## 2005

(drafted alternately 21-20-23-22)

RD	PLAYER	POS	COLLEGE	PICK
1	Matt Jones	WR	Arkansas	21
2	Khalif Barnes	OT	Washington	52
3	Scott Starks	CB	Wisconsin	87
4	Alvin Pearson	RB	Virginia	127
5	Gerald Sensabaugh	S	North Carolina	157
6a	Chad Owens	WR	Hawaii	185
6b	Pat Thomas	LB	N. Carolina St.	194
7	Chris Roberson	CB	East. Michigan	237

## 2006

(drafted 28th)

RD	PLAYER	POS	COLLEGE	PICK
1	Marcedes Lewis	TE	UCLA	28
2	Maurice Jones-Drew	RB/KR	UCLA	60
3	Clint Ingram	LB	Oklahoma	80
5	Brent Hawkins	LB	Illinois State	160
7a	James Wyche	DE	Syracuse	213
7b	Dee Webb	CB	Florida	236

## 2007

(drafted alternately 17-16-15-14-13-20-19)

RD	PLAYER	POS	COLLEGE	PICK
1	Reggie Nelson	FS	Florida	21
2	Justin Durant	LB	Hampton	48
3	Mike Sims-Walker	WR	Central Florida	79
4a	Adam Podlesh	P	Maryland	101
4b	Brian Smith	DE	Missouri	113
5a	Uche Nwaneri	G	Purdue	149
5b	Josh Gattis	S	Wake Forest	150
5c	Derek Landri	DT	Notre Dame	166
7a	John Broussard	WR	San Jose St.	229
7b	Chad Nkang	LB	Elon	251
7c	Andrew Carnahan	OT	Arizona State	252

## 2008

(drafted 26th)

RD	PLAYER	POS	COLLEGE	PICK
1	Derrick Harvey	DE	Florida	8
2	Quentin Groves	DE	Auburn	52
5a	Thomas Williams	LB	Southern Cal.	155
5a	Trae Williams	DB	South Florida	159
7	Chauncey Washington	RB	Southern Cal.	213

## 2009

(drafted alternately 8-7)

RD	PLAYER	POS	COLLEGE	PICK
1	Eugene Monroe	OT	Virginia	8
2	Eben Britton	OT	Arizona	39
3a	Terrance Knighton	DT	Temple	72
3b	Derek Cox	CB	William & Mary	73
4	Mike Thomas	WR	Arizona	107
5	Jarett Dillard	WR	Rice	144
6	Zach Miller	TE	Nebraska-Omaha	180
7a	Rashad Jennings	RB	Liberty	250
7b	Tiquan Underwood	WR	Rutgers	253

## 2010

(drafted alternately 10-12-11)

RD	PLAYER	POS	COLLEGE	PICK
1	Tyson Alualu	DT	California	10
3	D'Anthony Smith	DT	Louisiana Tech	74
5a	Larry Hart	DE	Central Arkansas	143
5b	Austen Lane	DE	Murray State	153
6a	Deji Karim	RB/KR	Southern Illinois	180
6b	Scotty McGee	RS/CB	James Madison	203

## 2011

(drafted alternately 16-17)

RD	PLAYER	POS	COLLEGE	PICK
1	Blaine Gabbert	QB	Missouri	10
3	Will Rackley	G/C	Lehigh	76
4a	Cecil Shorts III	WR/RS	Mount Union	114
4a	Chris Prosinski	S	Wyoming	121
5	Rod Issac	CB	Middle Tenn. State	147

## 2012

(drafted alternately 7-6)

RD	PLAYER	POS	COLLEGE	PICK
1	Justin Blackmon	WR	Oklahoma State	5
2	Andre Branch	DL	Clemson	38
3	Bryan Anger	P	California	70
5	Brandon Marshall	LB	Nevada	142
6	Mike Harris	CB	Florida State	176
7	Jeris Pendleton	DT	Ashland	228

## 2013

(drafted alternately 2-1)

RD	PLAYER	POS	COLLEGE	PICK
1	Luke Joeckel	OT	Texas A&M	2
2	Johnathan Cyprien	S	Florida Int'l	33
3	Dwayne Gratz	CB	Connecticut	64
4	Ace Sanders	WR/PR	South Carolina	101
5	Denard Robinson	WR	Michigan	135
6	Josh Evans	S	Florida	169
7a	Jeremy Harris	CB	New Mexico State	208
7b	DeMetrius McCray	CB	Appalachian State	210

## 2014

(drafted alternately 3-4-5-6-7)

RD	PLAYER	POS	COLLEGE	PICK
1	Blake Bortles	QB	Central Florida	3
2	Marqise Lee	WR	Southern California	39
2	Allen Robinson	WR	Penn State	61
3	Brandon Linder	G	Miami (FL)	93
4	Aaron Colvin	CB	Oklahoma	114
5	Telvin Smith	LB	Florida State	144
5	Chris Smith	DE	Arkansas	159
6	Luke Bowanko	C	Virginia	205
7	Storm Johnson	RB	Central Florida	222

## 2015

(drafted alternately 3-4)

RD	PLAYER	POS	COLLEGE	PICK
1	Dante Fowler Jr.	DE	Florida	3
2	T.J. Yeldon	RB	Alabama	36
3	A.J. Cann	OG	South Carolina	67
4	James Sample	S	Louisville	104
5	Rashad Greene	WR	Florida State	139
6	Michael Bennett	DT	Ohio State	180
7a	Neal Sterling	WR	Monmouth	220
7b	Ben Koyack	TE	Notre Dame	229





# JAGUARS DRAFT HISTORY



## JAGUARS FIRST-ROUND BREAKDOWN

The Jaguars' selection of DE **Dante Fowler Jr.** with the third pick in the first round of the 2015 draft was the team's 23rd overall first-round selection.

### JAGUARS FIRST-ROUND DRAFT SELECTIONS

YEAR	NO	POS.	PLAYER	COLLEGE
1995	2	OT	Tony Boselli	Southern California
	19	RB	James Stewart	Tennessee
1996	2	LB	Kevin Hardy	Illinois
1997	21	DT	Renaldo Wynn	Notre Dame
1998	9	RB	Fred Taylor	Florida
	25	SS	Donovin Darius	Syracuse
1999	26	CB	Fernando Bryant	Alabama
2000	29	WR	R. Jay Soward	Southern California
2001	13	DT	Marcus Stroud	Georgia
2002	9	DT	John Henderson	Tennessee
2003	7	QB	Byron Leftwich	Marshall
2004	9	WR	Reggie Williams	Washington
2005	21	WR	Matt Jones	Arkansas
2006	28	TE	Mercedes Lewis	UCLA
2007	21	S	Reggie Nelson	Florida
2008	8	DE	Derrick Harvey	Florida
2009	8	OT	Eugene Monroe	Virginia
2010	10	DT	Tyson Alualu	California
2011	10	QB	Blaine Gabbert	Missouri
2012	5	WR	Justin Blackmon	Oklahoma State
2013	2	OT	Luke Joeckel	Texas A&M
2014	3	QB	Blake Bortles	Central Florida
2015	3	DE	Dante Fowler Jr.	Florida

## JAGUARS ALL-TIME FIRST-ROUND PICKS

Since Jacksonville entered the NFL in 1995, the Jaguars have had 23 first-round selections. Below is a breakdown of how they have used their first-round picks in the draft:

OFFENSE (13)	PICKS	DEFENSE (10)	PICKS
Wide Receivers	4	Defensive Tackle	4
Offensive Linemen	3	Safeties	2
Running Backs	2	Defensive End	2
Quarterback	3	Cornerback	1
Tight End	1	Linebacker	1

## LAST TIME THEY WERE TAKEN

Below is a look at the Jaguars' most recent selections at each position in the NFL Draft:

POSITION	PLAYER	SCHOOL	YEAR	ROUND
Quarterback	Blake Bortles	Central Florida	2014	1
Running Back	T.J. Yeldon	Alabama	2015	2
Wide Receiver	Neal Sterling	Monmouth	2015	7
Tight End	Ben Koyack	Notre Dame	2015	7
Offensive Tackle	Luke Joeckel	Texas A&M	2013	1
Interior OL	A.J. Cann	South Carolina	2015	3
Defensive Tackle	Michael Bennett	Ohio State	2015	6
Defensive End	Dante Fowler, Jr.	Florida	2015	1
Linebacker	Telvin Smith	Florida State	2014	5
Cornerback	Aaron Colvin	Oklahoma	2014	4
Free Safety	James Sample	Louisville	2015	4
Strong Safety	Johnathan Cyprien	Florida Int'l	2013	2

## SUNSHINE STATE

The Jaguars have drafted 20 players from a Florida school in 21 years. Four of the nine players from the University of Florida were first-round picks in **Fred Taylor** (1998), **Reggie Nelson** (2007), **Derrick Harvey** (2008) and the Jaguars 2015 first-round (third overall) selection, **Dante Fowler, Jr.** The Jaguars also selected WR **Rashad Greene** in the fifth-round (139th overall) of the 2015 Draft, the fifth player the team has selected from Florida State University in their 21-year draft history.

COLLEGE/UNIVERSITY	NUMBER OF SELECTIONS	LAST TIME DRAFTED
Florida	9	2015
Florida State	5	2015
Central Florida	3	2014
Miami	1	2014
Bethune-Cookman	1	2003
Florida International	1	2013
<b>SELECTIONS FROM FL SCHOOLS:</b>	<b>20</b>	

## JAGUARS ALL-TIME DRAFT BY POSITION

In the Jaguars' 21-year draft history, the team has selected a total of 174 players through the NFL Draft, including 32 defensive linemen, the most of any position. Below is a breakdown of the Jaguars' 168 draft selections by position:

POSITION	PLAYERS SELECTED BY JAX
Defensive Linemen	32
Wide Receiver	27
Offensive Linemen	26
Linebacker	20
Cornerback	18
Safety	17
Running Back	17
Quarterback	6
Tight End	6
Punter	3
Kicker	2
Long snapper	1
Return specialist	1
<b>TOTAL SELECTIONS:</b>	<b>174</b>

## DRAFTING UNDERCLASSMEN

Since juniors were formally allowed to enter the draft in 1990, the Jaguars have taken 22 underclassmen.

The Jaguars drafted underclassmen with three of their first four selections of the 2014 draft: DE **Dante Fowler, Jr.** in the first-round, RB **T.J. Yeldon** in the second-round and S **James Sample** in the fourth-round. The Jaguars have selected an underclassmen in 10 of the last 12 drafts and have drafted an underclassmen in the first-round in three consecutive years (LT **Luke Joeckel** in 2013 and QB **Blake Bortles** in 2014).

### UNDERCLASSMEN DRAFTED BY THE JAGUARS

YEAR	RD	PLAYER	COLLEGE
1996	2nd	DE Tony Brackens	Texas
1999	2nd	DT Larry Smith	Florida State
2002	2nd	OT Mike Pearson	Florida
2003	4th	RB LaBrandon Toefield	Louisiana State
2003	4th	TE George Wrihster	Oregon
2004	1st	WR Reggie Williams	Washington
2006	2nd	RB Maurice Jones-Drew	UCLA
2006	7th	CB Dee Webb	Florida
2007	1st	S Reggie Nelson	Florida
2008	1st	DE Derrick Harvey	Florida
2009	2nd	OT Eben Britton	Arizona
2011	1st	QB Blaine Gabbert	Missouri
2012	1st	WR Justin Blackmon	Oklahoma State
<b>2013</b>	<b>1st</b>	<b>OT Luke Joeckel</b>	<b>Texas A&amp;M</b>
<b>2013</b>	<b>4th</b>	<b>WR Ace Sanders</b>	<b>South Carolina</b>
<b>2014</b>	<b>1st</b>	<b>QB Blake Bortles</b>	<b>Central Florida</b>
<b>2014</b>	<b>2nd</b>	<b>WR Marqise Lee</b>	<b>Southern California</b>
<b>2014</b>	<b>2nd</b>	<b>WR Allen Robinson</b>	<b>Penn State</b>
<b>2014</b>	<b>7th</b>	<b>RB Storm Johnson</b>	<b>Central Florida</b>
<b>2015</b>	<b>1st</b>	<b>DE Dante Fowler, Jr.</b>	<b>Florida</b>
<b>2015</b>	<b>2nd</b>	<b>RB T.J. Yeldon</b>	<b>Alabama</b>
<b>2015</b>	<b>4th</b>	<b>S James Sample</b>	<b>Louisville</b>

**BOLD** = underclassmen selected by general manager Dave Caldwell



# JAGUARS DRAFT HISTORY



In the Jaguars' 21-year draft history, dating back to the team's first draft in 1995, the club has selected players from 102 different colleges and universities.

Below is an alphabetical look at the various schools that Jaguars players have been drafted from, the number of players selected from each school by the Jaguars and the last time a player from that institution was selected by the Jaguars:

COLLEGE/UNIVERSITY	NUMBER OF SELECTIONS	LAST TIME DRAFTED
Alabama	2	2015
Alabama State	1	1996
Appalachian State	1	2013
Arizona	2	2009
Arizona State	1	2007
Arkansas	3	2014
Ashland	1	2012
Auburn	2	2008
Augustana	1	1995
Bethune-Cookman	1	2003
California	2	2012
Central Arkansas	1	2010
Central Florida	3	2014
Chattanooga	1	2001
Clemson	1	2012
Colorado	1	1995
Colorado State	3	2000
Connecticut	1	2013
Cornell	1	1997
Delta State	1	2004
East Carolina	1	2002
Eastern Michigan	1	2005
Elon	1	2007
Florida	9	2015
Florida International	1	2013
Florida State	5	2015
Georgia	3	2001
Georgia Southern	2	2003
Georgia Tech	2	2004
Hampton	2	2007
Hawaii	2	2005
Houston	1	1996
Howard	1	2003
Illinois	3	2004
Illinois State	1	2006
Iowa	1	1998
Jackson State	1	1996
James Madison	1	2010
Kentucky	1	2001
Lehigh	1	2011
Liberty	1	2009
Louisiana State	2	2003
Louisiana Tech	2	2004
Louisiana Tech	1	2010
Louisville	1	2015
Marshall	2	2003
Maryland	1	2007
McGill	1	2001
Miami (Fla.)	1	2014
Michigan	3	2013
Michigan State	1	1995
Middle Tennessee State	3	2011
Minnesota	1	1998
Missouri	2	2011
Missouri Western State	1	1996
Monmouth	1	2015
Mount Union	1	2011
Murray State	1	2010
Nebraska	1	1997
Nebraska-Omaha	1	2009
Nevada	1	2012
Nevada-Reno	1	2004
New Mexico State	1	2013
Nicholls State	1	2004
North Carolina	2	2005
North Carolina State	2	2005
Northern Iowa	1	2000
Notre Dame	4	2015
Ohio State	1	2015
Oklahoma	2	2014
Oklahoma State	1	2012
Oregon	2	2003
Penn State	2	2014
Purdue	2	2007
Rice	2	2009
Rutgers	1	2009
Sacramento State	1	1997
Saginaw Valley State	1	1999

COLLEGE/UNIVERSITY	NUMBER OF SELECTIONS	LAST TIME DRAFTED
San Jose State	1	2007
South Carolina	2	2015
South Florida	1	2008
Southern California	7	2014
Southern Illinois	2	2010
Southern Mississippi	1	2000
Syracuse	3	2006
Temple	1	2009
Tennessee	4	2002
Tennessee State	1	1996
Texas	1	1996
Texas A&M	1	2013
Texas State	1	2002
UCLA	2	2006
Utah	1	1995
Virginia	4	2014
Virginia Tech	2	2004
Wake Forest	1	2007
Washington	3	2005
Washington State	2	2000
West Virginia	3	1999
William & Mary	1	2009
Wisconsin	2	2005
Wyoming	2	2011
Youngstown State	1	1998

## COLLEGES WITH THE MOST DRAFT CHOICES

There have been 26 schools that have seen two players drafted by the team, 10 schools with three players drafted, three schools (Notre Dame, Tennessee and Virginia) with four players drafted, one school (Florida State) with five players drafted, one school (Southern California) with seven players drafted and one school (Florida) with nine players drafted. The Jaguars have yet to select a player from many of the major Division I schools. Some of the notable universities include Boston College, Iowa State, Pittsburgh and Brigham Young.

Below is a list of the schools with the most players drafted by the Jaguars in their 21-year draft history:

### COLLEGES WITH THE MOST PLAYERS DRAFTED BY JACKSONVILLE

Florida	9	2015
Southern California	7	2014
Florida State	5	2015
Notre Dame	4	2015
Tennessee	4	2002
Virginia	4	2014
Arkansas	3	2014
Central Florida	3	2014
Colorado State	3	2000
Georgia	3	2001
Illinois	3	2004
Michigan	3	2013
Middle Tennessee State	3	2011
Syracuse	3	2006
Washington	3	2005
West Virginia	3	1999







# UNRESTRICTED FREE AGENT HISTORY



## 1995

### PLAYERS SIGNED (12)

PLAYER	POS	DATE SIGNED (TEAM)
Shawn Bouwens	G	Feb. 28 (Detroit)
Don Davey	DT	Feb. 28 (Green Bay)
Joel Smeenge	DE	Feb. 28 (New Orleans)
Vinnie Clark	CB	Mar. 3 (New Orleans)
Bryan Barker	P	Mar. 7 (Philadelphia)
Kelvin Pritchett	DT	Mar. 11 (Detroit)
Jeff Lageman	DE	Mar. 14 (N.Y. Jets)
Mickey Washington	CB	Mar. 14 (Buffalo)
Dave Widell	C	Mar. 15 (Denver)
Mike Dumas	S	Apr. 24 (Buffalo)
Mike Williams	WR	May 4 (Miami)
Ernest Givins	WR	Jun. 2 (Houston)

## 1996

### PLAYERS SIGNED (5)

PLAYER	POS	DATE SIGNED (TEAM)
Leon Searcy	OT	Feb. 18 (Pittsburgh)
Eddie Robinson	LB	Mar. 1 (Houston)
Keenan McCardell	WR	Mar. 2 (Baltimore)
Todd Philcox	QB	Apr. 11 (Tampa Bay)
John Jurkovic	DT	Apr. 13 (Green Bay)

### PLAYERS LOST (5)

PLAYER	POS	DATE SIGNED (TEAM)
Eugene Chung	G	Mar. 20 (San Francisco)
Steve Beuerlein	QB	Apr. 3 (Carolina)
Darren Carrington	S	Apr. 22 (Oakland)
Desmond Howard	WR	Jul. 12 (Green Bay)
Tom Myslinski	G	Apr. 24 (Pittsburgh)

## 1997

### PLAYERS SIGNED (1)

PLAYER	POS	DATE SIGNED (TEAM)
Deon Figures	CB	Mar. 5 (Pittsburgh)

### PLAYERS LOST (1)

PLAYER	POS	DATE SIGNED (TEAM)
Ernie Logan	DE	Mar. 20 (N.Y. Jets)

## 1998

### PLAYERS SIGNED (2)

PLAYER	POS	DATE SIGNED (TEAM)
Bryce Paup	LB	Feb. 16 (Buffalo)
Quentin Neujahr*	C	Mar. 3 (Baltimore)

\* Restricted free agent

### PLAYERS LOST (6)

PLAYER	POS	DATE SIGNED (TEAM)
Ty Hallock	FB	Feb. 16 (Chicago)
Natrone Means	RB	Mar. 6 (San Diego)
Derek Brown	TE	May 13 (Oakland)
Dave Widell	C	May 13 (Atlanta)
Esera Tuaolo	DT	May 14 (Atlanta)
Randy Jordan	RB	Jun. 2 (Oakland)

## 1999

### PLAYERS SIGNED (3)

PLAYER	POS	DATE SIGNED (TEAM)
Gary Walker	DT	Feb. 12 (Tennessee)
Carnell Lake	S	Feb. 13 (Pittsburgh)
Kyle Brady*	TE	Feb. 16 (N.Y. Jets)

\* Transition player

### PLAYERS LOST (9)

PLAYER	POS	DATE SIGNED (TEAM)
Zack Crockett	FB	Mar. 16 (Oakland)
Travis Davis	S	Apr. 19 (Pittsburgh)
Brian DeMarco	G/OT	Apr. 2 (Cincinnati)
Chris Hudson	S	Apr. 22 (Chicago)
John Jurkovic	DT	Mar. 26 (Cleveland)
Pete Mitchell	TE	Mar. 24 (N.Y. Giants)
Kelvin Pritchett	DT	Apr. 27 (Detroit)
Troy Sadowski	TE	Apr. 21 (Washington)
Fernando Smith	DE	Mar. 19 (Baltimore)

## 2000

### PLAYERS SIGNED (2)

PLAYER	POS	DATE SIGNED (TEAM)
Hardy Nickerson	MLB	Feb. 22 (Tampa Bay)
Jamie Martin	QB	Feb. 22 (Cleveland)

### PLAYERS LOST (7)

PLAYER	POS	DATE SIGNED (TEAM)
Ben Coleman	OT/G	Jun. 15 (San Diego)
Jay Fiedler	QB	Feb. 22 (Miami)
Joe Patton	OT	Mar. 16 (San Diego)
James Stewart	RB	Feb. 15 (Detroit)
Dave Thomas	CB	Apr. 7 (N.Y. Giants)
Rich Tylski	G	Feb. 29 (Pittsburgh)
Regan Upshaw	DE	Mar. 1 (Oakland)

## 2001

### PLAYERS SIGNED (0)

PLAYER	POS	DATE SIGNED (TEAM)
None		

### PLAYERS LOST (4)

PLAYER	POS	DATE SIGNED (TEAM)
Bryan Barker	P	Apr. 12 (Washington)
Todd Fordham	G/OT	Apr. 17 (Denver)
Mike Logan	S	Apr. 2 (Pittsburgh)
Daimon Shelton	FB	May 23 (Chicago)

## 2002

### PLAYERS SIGNED (4)

PLAYER	POS	DATE SIGNED (TEAM)
Patrick Johnson	WR	Mar. 18 (Baltimore)
Bobby Shaw	WR	Apr. 3 (Pittsburgh)
Chris Naeole	G	Apr. 5 (New Orleans)
Detron Smith	FB	Apr. 8 (Denver)

### PLAYERS LOST (5)

PLAYER	POS	DATE SIGNED (TEAM)
Renaldo Wynn	DE	Mar. 28 (Washington)
Mike Hollis	PK	Apr. 9 (Buffalo)
Jeff Posey	LB	Apr. 18 (Houston)
Sean Dawkins	WR	Apr. 25 (Minnesota)
Jonathan Quinn	QB	May 1 (Kansas City)

## 2003

### PLAYERS SIGNED (4)

PLAYER	POS	DATE SIGNED (TEAM)
Mike Peterson	LB	Mar. 13 (Indianapolis)
Keith Mitchell	LB	Mar. 14 (Houston)
Hugh Douglas	DE	Mar. 15 (Philadelphia)
Marc Edwards	FB	Mar. 15 (New England)

### PLAYERS LOST (7)

PLAYER	POS	DATE SIGNED (TEAM)
Zach Wiegert	OT	Mar. 3 (Houston)
Patrick Johnson	WR	Mar. 11 (Washington)
John Wade	C	Mar. 12 (Tampa Bay)
Bobby Shaw	WR	Mar. 18 (Buffalo)
Todd Fordham	OT/G	Mar. 20 (Pittsburgh)
Wali Rainer	MLB	Apr. 7 (Detroit)
Stacey Mack	RB	Apr. 8 (Houston)

## 2004

### PLAYERS SIGNED (8)

PLAYER	POS	DATE SIGNED (TEAM)
Todd Yoder	TE	Mar. 5 (Tampa Bay)
Tommy Hendricks	LB	Mar. 8 (Miami)
Mike Compton	OT	Mar. 9 (New England)
Lewis Sanders	DB	Mar. 9 (Cleveland)
Deon Grant	S	Mar. 10 (Carolina)
Juran Bolden	CB	Mar. 24 (Atlanta)
Greg Favors	LB	Mar. 24 (Carolina)
Doug Johnson	QB	Apr. 28 (Atlanta)

### PLAYERS LOST (4)

PLAYER	POS	DATE SIGNED (TEAM)
Leander Jordan	OT	Mar. 4 (San Diego)
Fernando Bryant	CB	Mar. 5 (Detroit)
Danny Clark	LB	Mar. 12 (Oakland)
Jamar Nesbit	G/C	Mar. 29 (New Orleans)



# UNRESTRICTED FREE AGENT HISTORY



## 2005

### PLAYERS SIGNED (3)

PLAYER	POS	DATE SIGNED (TEAM)
Reggie Hayward	DE	Mar. 2 (Denver)
Kenny Wright	CB	Mar. 31 (Houston)
Tony Williams	DT	Apr. 6 (Cincinnati)

### PLAYERS LOST (1)

PLAYER	POS	DATE SIGNED (TEAM)
Bob Whitfield	OT	May 4 (N.Y. Giants)

## 2006

### PLAYERS SIGNED (5)

PLAYER	POS	DATE SIGNED (TEAM)
Brian Williams	CB	Mar. 11 (Minnesota)
Stockar McDougle	OT	Mar. 16 (Miami)
Nick Greisen	LB	Apr. 28 (N.Y. Giants)
Randy Hymes	WR	May 18 (Baltimore)
Troy Edwards	WR	May 19 (Detroit)

### PLAYERS LOST (6)

PLAYER	POS	DATE SIGNED (TEAM)
Akin Ayodele	LB	Mar. 13 (Dallas)
Kenny Wright	CB	Apr. 3 (Washington)
Jamie Winborn	LB	Apr. 3 (Tampa Bay)
Deke Cooper	S	Apr. 5 (Miami)
Mike Pearson	OT	Apr. 29 (Miami)
Ephraim Salaam	OT	May 1 (Houston)

## 2007

### PLAYERS SIGNED (2)

PLAYER	POS	DATE SIGNED (TEAM)
Tony Pashos	OT	Mar. 2 (Baltimore)
Dennis Northcutt	WR	Mar. 5 (Cleveland)

### PLAYERS LOST (3)

PLAYER	POS	DATE SIGNED (TEAM)
Kyle Brady	TE	Mar. 3 (New England)
Deon Grant	FS	Mar. 9 (Seattle)
Cortez Hankton	WR	Apr. 17 (Minnesota)

## 2008

### PLAYERS SIGNED (5)

PLAYER	POS	DATE SIGNED (TEAM)
Jerry Porter	WR	Feb. 29 (Oakland)
Cleo Lemon	QB	Feb. 29 (Miami)
Drayton Florence	CB	Mar. 1 (San Diego)
Jimmy Kennedy	DT	Mar. 5 (Chicago)
Pierson Prioleau	S	Apr. 29 (Washington)

### PLAYERS LOST (8)

PLAYER	POS	DATE SIGNED (TEAM)
Terry Cousin	S	May 23 (Cleveland)
Aaron Glenn	CB	Apr. 7 (New Orleans)
Quinn Gray	QB	Mar. 24 (Houston)
Sammy Knight	S	Mar. 4 (N.Y. Giants)
Bobby McCray	DE	Mar. 11 (New Orleans)
Shantee Orr	LB	Mar. 24 (Cleveland)
LaBrandon Toefield	RB	Mar. 10 (Carolina)
Ernest Wilford	WR	Mar. 1 (Miami)

## 2009

### PLAYERS SIGNED (2)

PLAYER	POS	DATE SIGNED (TEAM)
Sean Considine	S	Feb. 27 (Philadelphia)
Tra Thomas	OT	Mar. 9 (Philadelphia)

### PLAYERS LOST (4)

PLAYER	POS	DATE SIGNED (TEAM)
Khalif Barnes	OT	Mar. 14 (Oakland)
Mike Peterson	LB	Mar. 10 (Atlanta)
Pierson Prioleau	S	Mar. 26 (New Orleans)
Gerald Sensabaugh	S	Mar. 10 (Dallas)

## 2010

### PLAYERS SIGNED (3)

PLAYER	POS	DATE SIGNED (TEAM)
Kassim Osgood	WR	Mar. 6 (San Diego)
Aaron Kampman	DE	Mar. 7 (Green Bay)
Freddy Keiaho	LB	Apr. 26 (Indianapolis)

### PLAYERS LOST (1)

PLAYER	POS	DATE SIGNED (TEAM)
Clint Ingram	LB	May 19 (New Orleans)

## 2011

### PLAYERS SIGNED (10)

PLAYER	POS	DATE SIGNED (TEAM)
Paul Posluszny	LB	July 29 (Buffalo)
Clint Session	LB	July 29 (Indianapolis)
Jason Spitz	G/C	July 29 (Green Bay)
Drew Coleman	DB	July 30 (N.Y. Jets)
Dawan Landry	S	July 30 (Baltimore)
Matt Turk	P	July 31 (Houston)
Tony Moll	G/T	Aug. 10 (Baltimore)
Matt Roth	DE	Aug. 12 (Cleveland)
Gerris Wilkinson	LB	Aug. 13 (N.Y. Giants)
Joey Haynos	TE	Aug. 21 (Miami)

### PLAYERS LOST (6)

PLAYER	POS	DATE SIGNED (TEAM)
Sean Considine	S	July 29 (Carolina)
Justin Durant	LB	July 29 (Detroit)
Adam Podlesh	P	July 29 (Chicago)
Mike Sims-Walker	WR	July 29 (St. Louis)
Trent Edwards	QB	July 30 (Oakland)
Kirk Morrison	LB	Aug. 26 (Buffalo)

## 2012

### PLAYERS SIGNED (5)

PLAYER	POS	DATE SIGNED (TEAM)
Laurent Robinson	WR	Mar. 15 (Dallas)
Chad Henne	QB	Mar. 15 (Miami)
Aaron Ross	DB	Mar. 21 (N.Y. Giants)
Naufahu Tahi	FB	May 7 (Minnesota)
Reggie Corner	CB	June 20 (Buffalo)

### PLAYERS LOST (1)

PLAYER	POS	DATE SIGNED (TEAM)
Luke McCown	QB	June 7 (New Orleans)

## 2013

### PLAYERS SIGNED (7)

PLAYER	POS	DATE SIGNED (TEAM)
Geno Hayes	LB	Mar. 13 (Chicago)
Alan Ball	DB	Mar. 15 (Houston)
Justin Forsett	DB	Mar. 15 (Houston)
Roy Miller	DT	Mar. 15 (Tampa Bay)
Sen'Derrick Marks	DT	Apr. 2 (Tennessee)
Mohamed Massaquoi	WR	Apr. 8 (Cleveland)
Marcus Trufant	CB	May 7 (Seattle)

### PLAYERS LOST (6)

PLAYER	POS	DATE SIGNED (TEAM)
Derek Cox	CB	Mar. 13 (San Diego)
Terrance Knighton	DT	Mar. 13 (Denver)
Eben Britton	OL	Apr. 16 (Chicago)
Rashad Jennings	RB	Apr. 11 (Oakland)
Freg Jones	FB	Mar. 27 (Houston)
Jalen Parmelee	RB	May 8 (Tennessee)

## 2014

### PLAYERS SIGNED (6)

PLAYER	POS	DATE SIGNED (TEAM)
Tandon Doss	WR	Mar. 18 (Baltimore)
Ziggy Hood	DT	Mar. 13 (Pittsburgh)
Chris Clemons	DE	Mar. 13 (Seattle)
Zane Beadles	LG	Mar. 12 (Denver)
Dekoda Watson	LB	Mar. 12 (Tampa Bay)
Toby Gerhart	RB	Mar. 11 (Minnesota)

### PLAYERS LOST (5)

PLAYER	POS	DATE SIGNED (TEAM)
Taylor Price	WR	Mar. 13 (Seattle)
Maurice Jones-Drew	RB	Mar. 28 (Oakland)
Allen Reisner	TE	Apr. 15 (Minnesota)
Kyle Love	DT	May 20 (Kansas City)
Brandon Deaderick	DT	Jun. 3 (New Orleans)

## 2015

### PLAYERS SIGNED (8)

PLAYER	POS	DATE SIGNED (TEAM)
Sergio Brown	FS	Mar. 11 (Indianapolis)
Davon House	CB	Mar. 11 (Green Bay)
Jared Odrick	DL	Mar. 11 (Miami)
Jermey Parnell	OT	Mar. 11 (Dallas)
Dan Skuta	LB	Mar. 11 (San Francisco)
Julius Thomas	TE	Mar. 11 (Denver)
Bryan Walters	WR	Mar. 13 (Seattle)
Stefen Wisniewski	C	Apr. 18 (Oakland)

### PLAYERS LOST (6)

PLAYER	POS	DATE SIGNED (TEAM)
J.T. Thomas III	LB	Mar. 10 (New York Giants)
Teddy Williams	CB	Mar. 12 (Carolina)
Cecil Shorts III	WR	Mar. 16 (Houston)
Alan Ball	CB	Mar. 27 (Chicago)
Jordan Todman	RB	Mar. 30 (Carolina)
Jacques McClendon	OG	Apr. 22 (Miami)
Sherrrod Martin	S	Jun. 17 (Chicago)





# JAGUARS ALL-TIME HONORS



## PRO BOWL HONORS

Starters CAPITALIZED.  
Number in parentheses shows player's number of Pro Bowls as a Jaguar.  
(\* did not play due to injury)

- 1996 — OT Tony Boselli  
QB Mark Brunell  
WR Keenan McCardell
- 1997 — P BRYAN BARKER  
OT TONY BOSELLI (2)  
QB Mark Brunell (2)  
PK MIKE HOLLIS  
WR Jimmy Smith
- 1998 — OT TONY BOSELLI (3)  
WR JIMMY SMITH (2)
- 1999 — OT TONY BOSELLI (4)\*  
DE TONY BRACKENS  
QB Mark Brunell (3)  
LB KEVIN HARDY  
S CARNELL LAKE  
OT Leon Searcy  
WR JIMMY SMITH (3)
- 2000 — OT TONY BOSELLI (5)\*  
WR Jimmy Smith (4)
- 2001 — WR Jimmy Smith (5)\*  
DT Gary Walker
- 2002 — P Chris Hanson
- 2003 — DT MARCUS STROUD
- 2004 — DT MARCUS STROUD (2)  
DT John Henderson
- 2005 — DT MARCUS STROUD (3)
- 2006 — CB RASHEAN MATHIS\*  
DT John Henderson (2)
- 2007 — RB Fred Taylor
- 2009 — QB David Garrard  
RB Maurice Jones-Drew
- 2010 — RB MAURICE JONES-DREW\* (2)  
TE Mercedes Lewis  
ST Montell Owens
- 2011 — RB MAURICE JONES-DREW (3)  
ST Montell Owens (2)
- 2013 — LB Paul Posluszny

## PRO BOWL MVP

- 1997 — QB Mark Brunell

## ALL-PRO SELECTIONS

Legend: AP — Associated Press; PFWA — Pro Football Writers of America; TSN — The Sporting News; PFW — Pro Football Weekly; FN — Football News; FD — Football Digest; USA — USA Today; SI — Sports Illustrated; CPFN — College & Pro Football Newsweekly

- OT Tony Boselli — 1996: USA, SI; 1997: AP, PFWA, TSN, PFW, FN, USA, CPFN; 1998: AP, PFWA, TSN, PFW, FN, USA, CPFN, FD; 1999: AP, PFWA, SI, TSN, PFW, USA, CPFN, FN, FD; 2000: FN (All-AFC)
- P Bryan Barker — 1997: AP, PFW, FD
- PR Reggie Barlow — 1998: CPFN; 1999: CPFN (second team)
- CB Aaron Beasley — 1999: CPFN
- DE Tony Brackens — 1999: SI, USA, FN, AP (second team), PFW (All-AFC), CPFN (second team)
- S Donovan Darius — 1999: FD (second team)
- P Chris Hanson — 2002: AP (second team), PFWA, PFW (All-AFC), FD (second team)
- LB Kevin Hardy — 1999: AP, TSN, PFW, USA, CPFN, FN, FD
- DT John Henderson — 2006: AP (second team)
- PK Mike Hollis — 1997: CPFN
- RB Maurice Jones-Drew — 2009: SN (second team); 2011: AP, PFWA
- S Carnell Lake — 1999: PFW, CPFN, FN, FD, AP (second team), FD (second team)
- CB Rashean Mathis — 2006: AP, TSN, USA, PFW/PFWA, PFW/PFWA (All-AFC)
- FB Montell Owens — 2008: SI (special teams)
- LB Mike Peterson — 2005: AP (second team)
- OT Leon Searcy — 1997: USA; 1999: AP (second team), CPFN (second team)
- WR Jimmy Smith — 1998: AP (second team); 1999: FN, AP (second team), CPFN (second team), PFW (All-AFC)
- DT Marcus Stroud — 2003: AP (second team), PFW (All-AFC), FN (second team); 2004: PFW (All-AFC), FD (second team); 2005: TSN (All-Pro)
- RB Fred Taylor — 2007: AP (second team)
- DT Gary Walker — 2001: SI, FD (second team)

## FEDEX GROUND PLAYER OF THE YEAR

- 1997 — RB Fred Taylor

## ALL-PRO SELECTIONS

Legend: PFWA — Pro Football Writers of America; PFW — Pro Football Weekly; FN — Football News; CPFN — College & Pro Football Newsweekly; FD — Football Digest; TSN — The Sporting News

- DT Tyson Alualu — PFW, TSN (2010)
- OT Khalif Barnes — PFW/PFWA (2005)
- OT Tony Boselli — PFWA, PFW, FN, CPFN (1995)
- CB Aaron Beasley — FN (1996)
- DE Tony Brackens — PFWA, PFW, FN, CPFN (1996)
- CB Fernando Bryant — PFWA, PFW, FN, CPFN, FN, FD (1999)
- C Michael Cheever — FN, CPFN (1996)
- S Donovan Darius — PFW, FN, FD (1998)
- LB Kevin Hardy — PFWA, PFW, FN, CPFN (1996)
- DT John Henderson — PFWA, PFW (2002)
- RB Maurice Jones-Drew — PFW/PFWA (2006)
- DT Terrance Knighton — PFW (2009)
- QB Byron Leftwich — PFW (2003)
- G Vince Manuwai — PFW (2003)
- G Brad Meester — PFWA, PFW, FN (2000)
- FS Reggie Nelson — PFW/PFWA (2007)
- MLB Bryan Schwartz — FN (1995)
- DT Larry Smith — FN (1999)
- RB Fred Taylor — PFW, FN, CPFN, FD (1998)
- OT Maurice Williams — FN (2001)
- DT Renaldo Wynn — PFW, FN, CPFN (1997)

## COACHING AWARDS

- Tom Coughlin — AFC Coach of the Year, UPI (1996)
- Dom Capers — Assistant Coach of the Year, Pro Football Writers of America, USA Today and Defensive Coordinator of the Year, Football Digest (1999)

## NFL PLAYERS ASSOCIATION AWARDS

- 1995 — Bryan Barker, AFC Punter of the Year
- 1996 — Jimmy Smith, AFC Receiver of the Year
- 1997 — Bryan Barker, AFC Punter of the Year

## INDIVIDUAL LEAGUE AWARDS

		NET PUNTING
1995	Bryan Barker	38.6
		PASSING YARDS
1996	Mark Brunell	4,367
		POINTS
1997	Mike Hollis	134
		RECEIVING
1999	Jimmy Smith	116
		RUSHING
2011	Maurice Jones-Drew	1,606

## AFC PLAYER OF THE MONTH

- 1996 —
- December — Mark Brunell, Offensive
- 1997 —
- December — Keenan McCardell, Offensive
- 1999 —
- September — Aaron Beasley, Defensive
- October — Tony Brackens, Defensive
- November — Tony Brackens, Defensive
- December — Jimmy Smith, Offensive
- 2005 —
- September — Chris Hanson, Special Teams
- December — Mike Peterson, Defensive
- 2007 —
- December — Fred Taylor, Offensive

## AFC ROOKIE OF THE MONTH

- 1996 —
- December — Tony Brackens, Defensive
- 1998 —
- September — Fred Taylor, Offensive
- November — Donovan Darius, Defensive
- December — Fred Taylor, Offensive
- 2003 —
- November — Byron Leftwich, Offensive
- December — Rashean Mathis, Defensive
- 2006 —
- November — Clint Ingram, Defensive



# JAGUARS ALL-TIME ROSTER



(active one or more games on the 53-man roster)

— A —

Adams, Blue	CB	Cincinnati	2003
Akbar, Hakim	LB	Washington	2003
Alexander, Dan	RB/FB	Nebraska	2002
Alexander, Eric	LB	Louisiana State	2010
Alexander, Gerald	S	Boise State	2009-10
Alexis, Rich	RB	Washington	2005-06
Allen, David	RB/KR	Kansas State	2003-04
Allen, Russell	LB	San Diego State	2009-13
Alualu, Tyson	DT	California	2010-14
Anderson, Curtis	CB	Pittsburgh	1997
Anger, Bryan	P	California	2012-14
Angulo, Richard	TE	W. New Mexico	2007-08
Armour, JoJuan	S	Miami (Ohio)	1999
Asper, Mark	OL	Oregon	2012
Ayodele, Akin	LB	Purdue	2002-05

— B —

Babin, Jason	DE	Western Michigan	2012-13
Baldrige, Daniel	OT	Marshall	2010, 12
Ball, Alan	CB	Illinois	2013-14
Ballard, Clenton	DT	SW Texas State	2002
Baniewicz, Mark	OT	Syracuse	2000-01
Banks, Tavian	RB	Iowa	1998-99
Barker, Bryan	P	Santa Clara	1995-2000
Barlow, Reggie	WR	Alabama State	1996-2000
Barnes, Khalif	OT	Washington	2005-08
Barnes, Lionel	DE	La.-Monroe	2003-04
Battles, Ainsley	S	Vanderbilt	2001-02
Beadles, Zane	OG	Utah	2014
Bean, Robert	CB	Mississippi State	2002
Beasley, Aaron	CB	West Virginia	1996-2001
Beekman, Josh	G	Boston College	2012
Bell, Ricky	CB	North Carolina St.	1996
Bentley, Kevin	LB	Northwestern	2011
Beuerlein, Steve	QB	Notre Dame	1995
Black, Jordan	OT	Notre Dame	2008-10
Blackmon, Justin	WR	Oklahoma State	2012-14
Blackmon, Will	CB	Boston College	2013-14
Blade, Willie	DT	Mississippi State	2004
Blake, Antwon	DB	Texas-El Paso	2012
Bolden, Juran	CB	Mississippi Delta	2004
Bolen, Brock	FB	Louisville	2009-11
Bortles, Blake	QB	UCF	2014
Boselli, Tony	OT	Southern Cal.	1995-2001
Bosworth, Kyle	LB	UCLA	2011-12
Bouman, Todd	QB	St. Cloud State	2007, 10
Bouwens, Shawn	G	Nebraska Wesleyan	1995
Bowanko, Luke	C	Virginia	2014
Bowen, Alvin	LB	Iowa State	2010
Boyer, Brant	LB	Arizona	1995-2000
Boyd, Danny	PK	Louisiana State	2002
Boyd, James	S	Penn State	2001-02
Boykin, Deral	S	Louisville	1995
Brackenridge, Tyron	CB	Washington State	2009-10
Brackens, Tony	DE	Texas	1996-2003
Bradfield, Cameron	OT	Grand Valley St.	2011-14
Brady, Kyle	TE	Penn State	1999-2006
Branch, Andre	DE	Clemson	2012-14
Brewster, Mike	G/C	Ohio State	2012-13
Britton, Eben	OT	Arizona	2009-12
Brooks, Bobby	LB	Fresno State	2002
Brooks, Bucky	CB	North Carolina	1996-97
Broussard, John	WR	San Jose State	2007
Brown, C.C.	S	Louisiana-Lafayette	2011
Brown, Chris	CB	Alabama-Birmingham	2003
Brown, Delvin	S	Miami (Fla.)	2001
Brown, Derek	TE	Notre Dame	1995-97
Brown, Mike	WR	Liberty	2012-14
Brown, Milford	G	Florida State	2008
Bruce, Mkristo	DE	Washington State	2008
Brunell, Mark	QB	Washington	1995-2003
Bryant, Fernando	CB	Alabama	1999-2003
Bryant, Red	DE	Texas A&M	2014
Bullard, Kendrick	WR	Arkansas State	1996
Burley, Marcus	CB	Delaware	2013
Burnett, Chester	MLB	Arizona	1999
Burton, Stephen	WR	West Texas A&M	2013

— C —

Cain, Jeremy	LS	Massachusetts	2009-12
Campbell, Tommie	CB	California (PA)	2014
Carney, John	PK	Notre Dame	2007
Carey, Don	S	Norfolk State	2010
Carrington, Darren	S	Northern Arizona	1995
Carroll, Ahmad	CB	Arkansas	2006
Carter, Bernard	LB	East Carolina	1995
Carter, Delone	RB	Syracuse	2013
Cesario, Anthony	G	Colorado State	1999
Chambers, Derrick	OT	Florida	2001-02

Chamblin, Corey	CB	Tennessee Tech	1999
Chanoine, Roger	OT	Temple	2002
Charlton, Ike	CB	Virginia Tech	2002
Chase, Martin	DT	Oklahoma	2005
Cheever, Michael	C	Georgia Tech	1996-98
Chick, John	DE	Utah State	2011-12
Christopherson, Ryan	FB	Wyoming	1995-96
Chung, Eugene	G	Virginia Tech	1995
Clark, Danny	LB	Illinois	2000-03
Clark, Reggie	LB	North Carolina	1995-96
Clark, Vinnie	CB	Ohio State	1995-96
Clemons, Chris	DE	Georgia	2014
Clemons, Toney	WR	Colorado	2012
Cloherly, Colin	TE	Brown	2011-12
Cobb, Reggie*	RB	Tennessee	1995
Coe, Michael	DB	Alabama State	2009-10
Cohen, Landon	DT	Ohio	2010
Coleman, Ben	G	Wake Forest	1995-99
Coleman, Drew	CB	Texas Christian	2011
Coleman, Marco	DE	Georgia Tech	2002
Colinet, Stalín	DE	Boston College	2002
Collier, Richard	OT	Valdosta State	2006-08
Collins, Nate	DT	Virginia	2010-11
Colon, Harry	S	Missouri	1995
Colvin, Aaron	CB	Oklahoma	2014
Combs, Chris	DE	Duke	2002
Compton, Mike	G	West Virginia	2004
Connolly, Dan	G	SE Missouri St.	2005
Considine, Sean	S	Iowa	2009-10
Cooper, Deke	S	Notre Dame	2003-05
Cooper, Marquis	LB	Washington	2007
Cordova, Jorge	LB	Nevada-Reno	2004-07
Cornish, Frank*	C	UCLA	1995
Cosby, Quan	WR	Texas	2012
Cousin, Terry	CB	South Carolina	2005-07
Cox, Derek	CB	William & Mary	2009-12
Cox, Kennard	DB	Pittsburgh	2008-09
Cox, Renard	DB	Maryland	2001
Craft, Jason	CB	Colorado State	1999-2003
Crockett, Zack	FB	Florida State	1998
Criss, Shad	CB	Missouri	2000
Cunningham, Richie	PK	SW Louisiana	2002
Curry, Eric	DE	Alabama	1998-99
Cutrera, Jacob	LB	Louisiana State	2010
Cypriera, Johnathan	SS	Florida International	2013-14

— D —

Daniels, Torrance	LB	Harding	2009
Darius, Donovan	S	Syracuse	1998-2006
Davey, Don	DT	Wisconsin	1995-98
Davis, Andre	DT	Southern	1996
Davis, Jim	DE	Virginia Tech	2005
Davis, Ryan	DE	Bethune-Cookman	2012-14
Davis, Travis	S	Notre Dame	1995-98
Dawkins, Sean	WR	California	2001
Deaderick, Brandon	DE	Alabama	2013
DeLong, Greg	TE	North Carolina	2000
DeMarco, Brian	OT	Michigan State	1995-98
Devine, Kevin	CB	California	1997-98
Dickerson, Bryan	FB	Eastern Kentucky	1995
Dillard, Jarett	WR	Rice	2009, 11
Dingle, Nate	LB	Cincinnati	1996
Douglas, Henry	WR	North Carolina A&T	2002
Douglas, Hugh	DE	Central State	2003
Douzable, Leger	DT	Central Florida	2010-11
Dukes, Chad	RB	Pittsburgh	2000
Dumas, Mike	S	Indiana	1995
Dunbar, Vaughn	RB	Indiana	1995
Durant, Justin	LB	Hampton	2007-10

— E —

Ebert, Jeremy	WR	Northwestern	2013
Edds, A.J.	LB	Iowa	2014
Edwards, Marc	FB	Notre Dame	2003-04
Edwards, Trent	QB	Stanford	2010
Edwards, Troy	WR	Louisiana Tech	2003-04
Elliott, Kevin	WR	Florida A&M	2012
Ellison, Atiyah	DT	Missouri	2008-09
Epstein, Hayden	PK	Michigan	2002
Estandia, Greg	TE	Nevada-Las Vegas	2007-09
Estes, John	C	Hawaii	2011
Evans, Josh	FS	Florida	2013-14

— F —

Favors, Greg	LB	Mississippi State	2004-05
Fiedler, Jay	QB	Dartmouth	1999
Figures, Deon	CB	Colorado	1997-98
Fleming, Jamell	CB	Oklahoma	2013
Fletcher, Derrick	G	Baylor	2004-05
Florence, Drayton	CB	Tuskegee	2008
Fordham, Todd	G/OT	Florida State	1997-2002
Forney, Kynan	G	Hawaii	2009

Forsett, Justin	RB	California	2013
Fortt, Khairi	LB	California	2014
Franklin, Brad	CB	Louisiana-Lafayette	2003
Franklin, Stephen	LB	Southern Illinois	2011
Frase, Paul	DE/DT	Syracuse	1995-96
Freeman, Eddie	DL	Alabama-Birmingham	2004
Fuamatu-Ma'afala, Chris	RB	Utah	2003-04
Fudge, Jamaal	S	Clemson	2006-07
Furrer, Will	QB	Virginia Tech	1998

— G —

Gabbert, Blaine	QB	Missouri	2011-13
Gardner, Isaiah	CB	Maryland	2008
Garrard, David	QB	East Carolina	2002-10
Gayle, Rashid	CB	Boise State	1996
George, Jeremiah	LB	Iowa State	2014
Gerhart, Toby	RB	Stanford	2014
Gibson, Damon	WR/KR	Iowa	2001-02
Gilbert, Tony	LB	Georgia	2003-07
Gildon, Jason	DE	Oklahoma State	2004
Givins, Ernest	WR	Louisville	1995
Glenn, Aaron	CB	Texas A&M	2007
Goebel, Brad	QB	Baylor	1995
Goganious, Keith	LB	Penn State	1995
Graham, Kent	QB	Ohio State	2002
Graham, Roger	RB	New Haven	1996
Grant, Deon	S	Tennessee	2004-06
Gratz, Dwayne	CB	Connecticut	2013-14
Gray, Quinn	QB	Florida A&M	2003-07
Green, Donny	LB	Virginia	2001
Green, Brandon	DE	Rice	2003-04
Green, Rogerick	CB	Kansas State	1995
Greene, Courtney	S	Rutgers	2009-11
Greisen, Nick	LB	Wisconsin	2006
Griffin, Chris	FB/TE	New Mexico	1996
Griffith, Rich	TE	Arizona	1995-2000
Grimes, Jonathan	RB	William & Mary	2012
Groves, Quentin	DE	Auburn	2008-09
Grow, Monty	S	Florida	1995
Guy, Winston	S	Kentucky	2013-14

— H —

Hall, Dana	S	Washington	1996-97
Hall, Ray	DT	Washington State	1995
Hallock, Ty	FB/TE/LB	Michigan State	1996-97
Hamilton, James	LB	North Carolina	1997-98
Hamlin, Michael	S	Clemson	2010
Hammonds, Juan	DE	Michigan State	1996
Hankton, Cortez	WR	Texas Southern	2003-06
Hanson, Chris	P	Marshall	2001-06
Harbor, Clay	TE	Missouri State	2013-14
Hardy, Kevin	LB	Illinois	1996-2001
Harris, Chris	DB	Louisiana-Monroe	2012
Harris, DuJuan	RB	Troy	2011
Harris, Jeremy	CB	New Mexico St.	2014
Harris, Mike	CB	Florida State	2012-13
Harris, Nick	P	California	2011
Hart, Larry	DE	Central Arkansas	2010
Harrington, Chris	DE	Texas A&M	2009
Harvey, Derrick	DE	Florida	2008-10
Haslam, Kevin	OL	Rutgers	2010
Hatchette, Matthew	WR	Langston	2003
Hawkins, Brent	DE	Illinois State	2006-07
Hayes, Geno	LB	Florida State	2013-14
Hayward, Reggie	DE	Iowa State	2005-09
Heath, T.J.	CB	Jacksonville St.	2011
Henderson, John	DT	Tennessee	2002-09
Hendricks, Tommy	LB	Michigan	2004
Henne, Chad	QB	Michigan	2012-14
Herndon, Jimmy	OT	Houston	1996
Hill, Jason	WR	Washington State	2010-11
Hollis, Mike	PK	Idaho	1995-2001
Holmes, Jaret	PK	Auburn	2001
Holt, Torry	WR	North Carolina St.	2009
Hood, Ziggy	DT	Missouri	2014
Howard, Chris	RB	Michigan	1998-2000
Howard, Desmond	WR	Michigan	1995
Hudson, Chris	S	Colorado	1995-98
Hughes, Nate	WR	Alcorn State	2008-09
Humphrey, Deon	LB	Florida State	2003
Hunter, Wayne	OT	Hawaii	2006
Huntington, Greg	G/C	Penn State	1995-97
Hurns, Allen	WR	Miami	2014

— I —

Ingram, Clint	LB	Oklahoma	2006-09
Ingram, Steve	G/OT	Maryland	1999
Inzer, Drew	C/G	Brown	2002
Irvin, Corvey	DT	Georgia	2011
Issac, Rod	DD	Middle Tenn. St.	2011
Iwuh, Brian	LB	Colorado	2006-09





# JAGUARS ALL-TIME ROSTER



**J**

Jackson, Chevis	CB	Louisiana State	2010
Jackson, Grady	DT	Knoxville	2007
Jackson, Jerrell	WR	Missouri	2012
Jackson, Lenzie	WR	Arizona State	1999
Jackson, Willie	WR	Florida	1995-97
Jacobs, Nic	TE	McNeese State	2014
James, William	CB	Western Illinois	2008
Janes, Ron	FB	Missouri	1998
Jennings, Rashad	RB	Liberty	2009-10,12
Jensen, Marcel	TE	Fresno State	2014
Joekel, Luke	OT	Texas A&M	2013-14
Johnson, Anthony	RB	Notre Dame	2000
Johnson, Kevin	WR	Syracuse	2003
Johnson, Patrick	WR	Oregon	2002
Johnson, Rob	QB	Southern Cal.	1995-97
Johnson, Storm	RB	UCF	2014
Johnson, Tommy	CB	Alabama	1995
Jones, Abry	DT	Georgia	2013-14
Jones, Brian	TE	Arkansas-Pine Bluff	2004-05
Jones, Damon	TE	Southern Illinois	1997-2001
Jones, David	CB	Wingate	2010-11
Jones, George	RB	San Diego State	1998
Jones, Greg	FB/RB	Florida State	2004-12
Jones III, Greg	LB	Michigan State	2012
Jones, Matt	WR	Arkansas	2005-08
Jones-Drew, Maurice	RB	UCLA	2006-13
Jordan, Leander	G/OT	Indiana (Pa.)	2002
Jordan, Randy	RB	North Carolina	1995-97
Joseph, Elvis	RB	Southern	2001-02
Jurkovic, John	DT	Eastern Illinois	1996-98

**K**

Kadela, Dave	OT	Virginia Tech	2002
Kampman, Aaron	DE	Iowa	2010
Karim, Deji	RB/KR	Southern Illinois	2010-11
Keith, Craig	TE	Lenoir-Rhyne	1995
Kennedy, Jimmy	DT	Penn State	2008
King, Tavarres	WR	Georgia	2014
Kirlew, Jammie	DE	Indiana	2011
Knight, Sammy	S	Southern Cal.	2007
Knighton, Terrance	DT	Temple	2009-12
Knox, Kyle	LB	Fresno State	2013
Koch, Aaron	G/OT	Oregon State	2000-02
Kopp, Jeff	LB	Southern Cal.	1996-98

**L**

Lageman, Jeff	DE	Virginia	1995-98
Lake, Carnell	S	UCLA	1999-2000
Landolt, Kevin	DT	West Virginia	1999
Landri, Derek	DT	Notre Dame	2007-09
Landry, Dawan	S	Georgia Tech	2011-12
Lane, Austen	DE	Murray State	2010-12
Laro, Gordon	TE	Boston College	1995
Ledford, Dwayne	G	East Carolina	2000
Lee, Marqise	WR	USC	2014
Leftwich, Byron	QB	Marshall	2003-06
Lemon, Cleo	QB	Arkansas State	2008
Leonard, Matt	DT	Stanford	2003
Leroy, Emarlos	DT	Georgia	1999-2000
Lewis, Jermaine	WR/KR	Maryland	2003-04
Lewis, Marcedes	TE	UCLA	2006-14
Lewis, Patrick	C	Texas A&M	2013
Linder, Brandon	OG	Miami	2014
Lindsey, Steve	PK	Mississippi	1999-2000
Lockley, Mike	LB	Florida Atlantic	2011
Lockett, Kevin	WR	Kansas State	2002
Logan, Ernie	DE	East Carolina	1995-96
Logan, Mike	S	West Virginia	1997-2000
Loston, Craig	S	LSU	2014
Lotulelei, John	LB	Nevada-Las Vegas	2013
Love, Kyle	DT	Mississippi State	2013
Lowe, Omari	CB	Washington	2008
Lowe, Reggie	LB	Troy State	1998
Lowery, Dwight	DB	San Jose State	2011-13
Lowry, Calvin	S	Penn State	2008
Luzar, Chris	TE	Virginia	2002-03

**M**

Mack, Stacey	RB	Temple	1999-2002
Mackenzie, Malaefoe	FB	Southern Cal.	2003
Maddox, Anthony	DT	Delta State	2004-05
Manning, Roy	LB	Michigan	2007
Manuwai, Vince	G	Hawaii	2003-10
Marks, Sen'Derrick	DT	Auburn	2013-14
Marler, Seth	PK	Tulane	2003
Marsh, Curtis	WR	Utah	1995-96
Marshall, Brandon	LB	Nevada	2012
Martin, Jamie	QB	Weber State	1998, 2000
Martin, Sherrod	S	Troy	2014
Marts, Lonnie	LB	Tulane	1999-2000
Mason, Eddie	LB	North Carolina	1998

Mason, Michael	DE	Kentucky State	2000
Massey, Robert	CB	NC Central	1996
Masston, Le'Shai	FB	Baylor	1995-96
Mathis, Rashean	CB/S	Bethune-Cookman	2003-12
Matthews, John	WR	San Diego	2010
Matthews, Steve	QB	Memphis	1997
Mayfield, Corey	DT	Oklahoma	1995
McBath, Darcel	S	Texas Tech	2011
McBride, Trumaine	CB	Mississippi	2011
McCardell, Keenan	WR	Nevada-Las Vegas	1996-2001
McClain, Jimmy	LB	Troy State	2004
McClendon, Jacques	OL	Tennessee	2013-14
McCown, Luke	QB	Louisiana Tech	2009-11
McCoy, Chris	DE	Middle Tennessee	2013
McCray, Bobby	DE	Florida	2004-07
McCray, Demetrius	CB	Appalachian State	2013-14
McCree, Marlon	S	Kentucky	2001-03
McDaniel, Tony	DT	Tennessee	2006-08
McDougle, Stockar	G	Oklahoma	2006-07
McElmurry, Blaine	S	Montana	1998-99
McGee, Scotty	RS/CB	James Madison	2010
McManus, Tom	LB	Boston College	1995-99
McQuistan, Paul	OL	Weber State	2009
Means, Natrone	RB	North Carolina	1996-97
Meester, Brad	C/G	Northern Iowa	2000-13
Meier, Rob	D/J	Washington State	2000-09
Middleton, William	CB	Furman	2009-12
Miller, Bronzell	DE	Utah	1995
Miller, Craig	S	Utah State	2000
Miller, Drew	C/G	Florida	2008
Miller, Jim	QB	Michigan State	1997
Miller, Jordan	DT	Southern	2013
Miller, Roy	DT	Texas	2013-14
Miller, Zach	TE	Nebraska-Omaha	2009-11
Mills, Javor	DE	Auburn	2002
Mincey, Jeremy	DE	Florida 2006-08,	2010-13
Mitchell, Anthony	S	Tuskegee	2003
Mitchell, Keith	LB	Texas A&M	2003
Mitchell, Pete	TE	Boston College	1995-98, 2002
Molden, Antwaun	CB	Eastern Kentucky	2012
Monroe, Eugene	OT	Virginia	2009-13
Moore, Will	WR	Texas Southern	1997-98
Moreau, Frank	RB	Louisville	2001
Moreland, Earthwind	CB	Georgia Southern	2001
Morgan, Aaron	DE	Louisiana-Monroe	2010, 2012
Morrison, Kirk	LB	San Diego State	2010
Mosley, C.J.	DT	Missouri	2010-12
Murphy, Richard	RB	LSU	2012
Myslinski, Tom	G	Tennessee	1995

**N**

Naeole, Chris	G	Colorado	2002-08
Navarre, Jeremy	DE	Maryland	2009
Nelson, Reggie	OT	McNeese State	2000
Nelson, Reggie	S	Florida	2007-09
Nesbit, Jamar	G	South Carolina	2003
Neufeld, Ryan	TE	UCLA	2000
Neujahr, Quentin	C	Kansas State	1998-2000
Nevis, Drake	DT	Louisiana State	2013
Newsome, Jamar	WR	Central Florida	2011
Newton, Cecil	C	Tennessee State	2009
Nickerson, Hardy	MLB	California	2000-01
Nkang, Chad	S	Elon	2007-08
Noble, Danny	TE	Toledo	2013
Nori, Mark	OG	Boston College	1997-98
Norman, Dennis	C	Princeton	2004-08
Norris, Slade	LB	Oregon State	2010
Northcutt, Dennis	WR	Arizona	2007-08
Novak, Jeff	G/OT	Southwest Texas St.	1995-98
Nowak, Drew	OL	Western Michigan	2013
Nwaneri, Uche	G	Purdue	2007-13

**O**

Ogden, Marques	OL	Howard	2003
Olson, Erik	S	Colorado State	2000
Orr, Shantee	LB	Michigan	2007
Onobun, Fendi	TE	Houston	2011
Osgood, Kassim	WR	San Diego State	2010-11
Owens, Chad	WR/KR	Hawaii	2005-07
Owens, Montell	FB	Maine	2006-11
Owusu-Ansah, Akwasi	S	Indiana (Pa.)	2011

**P**

Palmer, Jordan	QB	Texas-El Paso	2012
Palmer, Tobais	WR	North Carolina State	2013
Parker, Chris	RB	Marshall	1997
Parker, Ricky	CB	San Diego State	1997
Parmelee, Jalen	RB	Toledo	2012
Pashos, Tony	OT	Illinois	2007-08
Pasztor, Austin	G	Virginia	2012-14
Patterson, Elton	DE	Central Florida	2004
Paup, Bryce	LB	Northern Iowa	1998-99

Payne, Seth	DT	Cornell	1997-2001
Pearman, Alvin	RB	Virginia 2005-06,	2008
Pearson, Mike	OT	Florida	2002-05
Pelshak, Troy	LB	North Carolina A&T	2000
Pendleton, Jeris	DT	Ashland	2012
Perryman, Ray	S	Northern Arizona	2003-04
Peterson, Greg	DT	NC Central	2009
Peterson, Mike	LB	Florida	2003-08
Pettway, Kenny	DE	Grambling State	2006-07
Philcox, Todd	QB	Syracuse	1996
Podlesh, Adam	P	Maryland	2007-10
Porter, Jerry	WR	West Virginia	2008
Posluszny, Paul	LB	Penn State	2011-14
Potter, Zach	TE	Nebraska	2009-12
Posey, Jeff	LB	Southern Mississippi	2001
Price, Taylor	WR	Ohio	2011
Prince, Ryan	TE	Weber State	2001
Prioleau, Pierson	S	Virginia Tech	2008
Pritchett, Kelvin	DT	Mississippi	1995-98
Prosiniski, Chris	S	Wyoming	2011-14

**Q**

Quinn, Jonathan	QB	Middle Tenn. State	1998-2001
-----------------	----	--------------------	-----------

**R**

Rackley, Will	G/C	Lehigh	2011, 2013
Rainer, Wali	MLB	Virginia	2002
Ramsey, Patrick	QB	Tulane	2010
Ransom, Derrick	DT	Cincinnati	2004
Redmond, Jimmy	WR	McNeese State	2002-03
Reisner, Allen	TE	Iowa	2013
Reyes, Tutan	G	Mississippi	2007-08
Reynolds, LaRoy	LB	Virginia	2013-14
Richardson, David	CB	Cal Poly-SLO	2004-06
Richie, David	DE	Washington	2000
Rivers, Gerald	DE	Mississippi	2013
Rison, Andre	WR	Michigan State	1996
Roberson, Chris	CB	Eastern Michigan	2005
Roberson, James	DE	Florida State	1999
Robinson, Allen	WR	Penn State	2014
Robinson, Denard	RB	Michigan	2013-14
Robinson, Eddie	LB	Alabama State	1996-97
Robinson, Laurent	WR	Illinois State	2012
Robinson, Roderick	QB	Arkansas-Pine Bluff	2001
Rodgers, Stefan	OT	Lambuth	2008
Romberg, Brett	C	Miami (Fla.)	2003-05
Ross, Aaron	CB	Texas	2012
Ross, Micah	WR	Jacksonville	2001-03
Roth, Matt	DE	Iowa	2011
Royals, Mark	P	Appalachian St.	2003
Rucker, Martin	TE	Missouri	2011
Russell, Brian	S	San Diego State	2009
Rutland, Kevin	CB	Missouri	2011-12

**S**

Sadowski, Troy	TE	Georgia	1998
Salaam, Ephraim	OT	San Diego State	2004-05
Sanders, Ace	WR/PR	South Carolina	2013-14
Schwartz, Bryan	MLB	Augustana (S.D.)	1995-99
Scobee, Josh	PK	Louisiana Tech	2004-14
Searcy, Leon	OT	Miami (Fla.)	1996-2000
Seder, Tim	PK	Ashland (Ohio)	2002
Selvie, George	DE	South Florida	2011-12
Sensabaugh, Gerald	S	North Carolina	2005-08
Session, Clint	LB	Pittsburgh	2011
Settles, Tawambi	S	Duke	1998
Seward, Adam	LB	Nevada-Las Vegas	2009
Sharon, Charles	WR	Bowling Green	2006
Shatley, Tyler	OL	Clemson	2014
Shaw, Bobby	WR	California	2002
Shaw, Tim	LB	Penn State	2008
Shelton, Daimon	FB	Sacramento State	1997-2000
Sheppard, Ashley*	LB	Clemson	1995
Shepherd, Gannon	OT	Duke	2000-01
Shiple, Jordan	WR	Texas	2012
Shorts III, Cecil	WR	Mount Union	2011-14
Shuler, Mickey	TE	Penn State	2014
Simmons, Clyde	DE	Western Carolina	1996-97
Sims-Walker, Mike	WR	Central Florida	2008-11
Slaughter, T.J.	MLB	Southern Miss.	2000-03
Smeenge, Joel	DE	Western Michigan	1995-2000
Smiley, Justin	G	Alabama	2010
Smith, Anthony	S	Syracuse	2009-10
Smith, Bryan	LB	McNeese State	2009
Smith, Chris	DE	Arkansas	2014
Smith, D'Anthony	DT	Louisiana Tech	2012
Smith, Daryl	LB	Georgia Tech	2004-12
Smith, Emanuel	WR	Arkansas	2000
Smith, Fernando	DE	Jackson State	1998
Smith, Jeff	C	Tennessee	2000-01
Smith, Jimmy	WR	Jackson State	1995-2005
Smith, Joe	RB	Louisiana Tech	2003



# JAGUARS ALL-TIME ROSTER



Smith, Larry	DT	Florida State	1999-2002
Smith, Paul	QB	Tulsa	2008
Smith, Steve	CB	Oregon	2002
Smith, Telvin	LB	Florida State	2014
Smolko, Isaac	TE	Penn State	2007
Sorensen, Nick	S	Virginia Tech	2003-06
Soward, R. Jay	WR	Southern Cal.	2000-01
Spach, Stephen	TE	Fresno State	2012
Spencer, Charles	OT	Pittsburgh	2008
Spicer, Paul	DE	Saginaw Valley St.	2000-08
Spitz, Jason	G/C	Louisville	2011
Spurlock, Micheal	WR	Mississippi	2012
Stai, Brenden	OT	Nebraska	2000
Stambaugh, Phil	QB	Lehigh	2001
Stanley, Montavious	DT	Louisville 2006,	2009
Stanzi, Ricky	QB	Iowa	2013
Starks, Scott	CB	Wisconsin	2005-09
Stanback, Isaiah	TE	Washington	2012
Stanford, Julian	LB	Wagner	2012
Stephens, Santo	LB	Temple	1995
Stephenson, Cameron	G	Rutgers	2008
Stewart, James	RB	Tennessee	1995-99
Stewart, Rayna	S	Northern Arizona	1999-2000
Stith, Shyrone	RB	Virginia Tech	2000
Stokes, J.J.	WR	UCLA	2003
Storz, Erik	LB	Boston College	1998-2000
Stovall, Maurice	TE	Notre Dame	2012
Streeter, Tommy	WR	Miami	2014
Stroud, Marcus	DT	Georgia	2001-07
Studstill, Darren	S	West Virginia	1995-96
Stupar, Nate	LB	Penn State	2013
Swift, Michael	CB	Austin Peay	2000

## T

Ta'ufu'ou, Will	FB	California	2012-14
Tarle, Jim	PK	Arkansas State	2000-01
Taylor, Cordell	CB	Hampton	1998
Taylor, Fred	RB	Florida	1998-2008
Taylor, Herb	G	Texas Christian	2012
Taylor, Kerry	WR	Arizona State	2013
Taylor, Shannon	LB	Virginia	2003
Terrell, Daryl	G/OT	Southern Miss.	2002
Terry, Adam	OT	Syracuse	2010
Terry, Corey	LB	Tennessee	1999
Thomas, Dave	CB	Tennessee	1995-99
Thomas, Edward	LB	Georgia Southern	2000-02
Thomas, J.T.	LB	West Virginia	2013-14
Thomas, Kiwaukee	CB	Georgia Southern	2000-04
Thomas, Lamaar	WR	New Mexico	2013
Thomas, Mike	WR	Arizona	2009-12
Thomas, Pat	LB	North Carolina St.	2005-07
Thomas, Tra	OT	Florida State	2009
Thompson, Chris	CB	Nicholls State	2004
Thompson, Lamont	S	Washington State	2007
Thompson, Mike	DT	Wisconsin	1995
Thompson, Peyton	CB	San Jose State	2014
Threats, Jabbar	DE	Michigan State	1997-98
Tillman, Cedric	WR	Alcorn State	1995
Tinker, Carson	LS	Alabama	2013-14
Todman, Jordan	RB	Connecticut	2012-14
Toefield, LaBrandon	RB	Louisiana State	2003-07
Toston, Keith	RB	Oklahoma State	2012
Trapp, James	CB	Clemson	2003
Trent, Morgan	CB	Michigan	2011
Tuololo, Eserra	DT	Oregon State	1997
Tuipala, Joseph	MLB	San Diego State	2001-02
Turk, Matt	P	Wisc.-Whitewater	2011
Tylski, Rich	OG	Utah State	1996-99

## U

Underwood, Tiquan	WR	Rutgers	2009-10
Upshaw, Regan	DE	California	1999

## V

Venzke, Patrick	OT	Idaho	2001
Vallos, Steve	C/G	Wake Forest	2012

## W

Wade, John	C	Marshall	1998-2002
Wade, Todd	OL	Mississippi	2008
Walker, Gary	DT	Auburn	1999-2001
Warren, Terrence	WR	Hampton	1995
Washington, Chauncey	RB	Southern Cal.	2008
Washington, Dewayne	CB	North Carolina St.	2004
Washington, Mickey	CB	Texas A&M	1995-96
Washington, Patrick	FB	Virginia	2001-02
Watson, Dekoda	LB	Florida State	2014
Weatherford, Steve	P	Illinois	2008
Webb, Dee	CB	Florida	2006
Wells, Josh	OT	James Madison	2014
Wesley, Joe	LB	Louisiana State	2001
West, Chastin	WR	Fresno State	2011

Westmoreland, Eric	LB	Tennessee	2001-03
Wheatley, Terrence	CB	Colorado	2010
Wheeler, Damen	CB	Colorado	2001
Whimper, Guy	OT	East Carolina	2010-12
White, Chris	DE	Southern	1999
White, Jose	DE	Howard	1996-98
White, Reggie	RB	Oklahoma State	2001
White, Tracy	LB	Howard	2005
Whitfield, Bob	OT	Stanford	2004
Whitted, Alvis	WR	North Carolina St.	1998-2001
Widell, Dave	C	Boston College	1995-97
Wiegert, Zach	G/OT	Nebraska	1999-2002
Wiley, Marcellus	DE	Columbia	2005-06
Wilford, Ernest	TE/WR	Virginia Tech	2004-07, 2009-10
Wilkerson, Bruce	OT	Tennessee	1995
Williams, Brian	CB	North Carolina St.	2006-08
Williams, D.J.	TE	Arkansas	2013
Williams, James	LB	Mississippi State	1995
Williams, Jermaine	FB	Houston	2000
Williams, Julius	DE	Connecticut	2009
Williams, Lamazner	DE	Minnesota	1998
Williams, Mark	LB	Ohio State	1995
Williams, Maurice	OT/G	Michigan	2001-09
Williams, Randal	WR	New Hampshire	2001
Williams, Reggie	WR	Washington	2004-08
Williams, Sammy	OT	Oklahoma	2003
Williams, Stephen	WR	Toledo	2013
Williams, Teddy	CB	Texas-San Antonio	2014
Williams, Thomas	LB	Southern Cal.	2008
Williamson, Troy	WR	South Carolina	2008-09
Wilson, John Parker	QB	Alabama	2012
Wimbush, Derrick	RB/KR	Fort Valley State	2005-06
Winborn, Jamie	LB	Vanderbilt	2005
Witherspoon, Brian	CB	Stillman	2008-09
Woods, D'Juan	WR	Oklahoma State	2008
Wright, George	TE	Oregon	2003-08
Wright, Kenny	CB	Northwestern St.	2005
Wyche, James	DE	Syracuse	2006-09
Wynn, Renaldo	DT	Notre Dame	1997-2001

## Y

Yoder, Todd	TE	Vanderbilt	2004-05
Youboty, Ashton	CB	Ohio State	2011
Young, David	S	Georgia Southern	2003
Young, Sam	OL	Notre Dame	2013-14

## Z

Zahursky, Steve	OT	Kent State	2001
Zelenka, Joe	TE/LS	Wake Forest	2001-08

*\*\* Cobb, Cornish and Sheppard were on the expanded 56-man roster (for expansion teams) during the first three weeks of the 1995 season.*

## INJURED RESERVE

*(never on 53-man roster)*

Brackett, Brett	TE	Penn State	2012
Brown, Leon	RB	Eastern Kentucky	1995
Chambers, Derrick	G/OT	Florida	2002
Chustz, Joe	OT	Louisiana Tech	2000
Connolly, Dan	G	SE Missouri State	2006
Copeland, Damian	WR	Louisville	2014
Corner, Reggie	CB	Akron	2012
Cotrone, Anthony	FB	Maine	2008
Davis, Jim	DE	Virginia Tech	2006
Doss, Tandon	WR/PR	Indiana	2014
Ewing, Bradie	FB	Wisconsin	2014
Fisher, John	DB	Western Missouri	1996
Harris, Jeremy	CB	New Mexico State	2013
Horrocks, Theo	DT	Vanderbilt	2008
Jackson, Al	CB	Georgia	1995
Jordan, Reggie	TE	Missouri Western St.	2014
Keiaho, Freddy	LB	San Diego State	2010
Lewis, Jonathan	DT	Virginia Tech	2008
Lotulelei, John	LB	UNLV	2014
Milhim, Stephane	OL	Massachusetts	2013
Mills, Javor	DE	Auburn	2003
Myles, Tywain	DT	Tarleton State	2008
Morabito, Tim	DT	Boston College	2002
Murphy, Richard	RB	Louisiana State	2011
Onobun, Fendi	TE	Houston	2014
Patterson, Elton	DE	Central Florida	2006
Price, Marcus	G	Louisiana State	1995
Price, Taylor	WR	Ohio	2013
Reynolds, Rashaad	CB	Oregon State	2014
Roberson, Chris	CB	Eastern Michigan	2006
Slaughter, Nathan	WR	West Texas A&M	2014
Smith, Brian	DE	Missouri	2007
Veldman, Matt	TE	North Dakota State	2012
Whitehead, Terrell	FS	Norfolk State	2010-11
Williams, Mike	OT	Texas	2006
Williams, Tony	DT	Memphis	2006
Ziemann, Chris	OT	Michigan	2002

## PRACTICE SQUAD

DE Nathaniel Adibi	(2004), RB Rich Alexis	(2004), RB David Allen	(2002-03), WR Chad Askew	(1997), LB Stevie Baggs	(2005), DE Troy Bailey	(1999), DB Travarious Bain	(2008), WR Donnell Baker	(1997), TE Brandon Barden	(2013), DT David Barnard	(1997), QB Richard Bartel	(2009), WR Tyler Beiler	(2011), OT Cody Booth	(2014), TE Brett Brackett	(2011), OT Mark Bristol	(2002), RB Jason Brookins	(2000), CB Chris Brown	(2003), TE Chris Brown	(2008), OT Lester Brown	(2005), OT Sean Bubin	(2004), WR Chad Bumphis	(2013), CB Marcus Burley	(2013), OL George Bussey	(2011), OT Andrew Carnahan	(2007-08), TE Mike Caussin	(2010), CB Chris Chancellor	(2010), RB Shaun Chapas	(2013), WR Matt Cherry	(2004), OT Ronald Cherry	(1996), LB Sedric Clark	(1996), DT James Clyburn	(1998), TE Colin Cloherty	(2011), RB DeAndre Cobb	(2006), DT DeAndre Coleman	(2014), RB Leroy Collins	(1999), DE Jomo Cousins	(2000), PK Brandon Coutu	(2011), LB Jamal Cox	(1995), DL Walter Curry	(2005, 2007), S Matt Daniels	(2014), TE Charles Davis	(2007-08), WR Chris Davis	(2005), G Konrad Dean	(2003), WR Clarence Denmark	(2009-10), S Antonio Dennard	(2012), CB John Destin	(2010), OT Seth Dittman	(1996), QB Ben Dougherty	(2006), WR Henry Douglas	(2001), C Tommie Draheim	(2012), WR Damon Dunn	(1998), LS Andrew Economos	(2005), TE Michael Egnew	(2014), TE Greg Estandia	(2006), S Matt Estrada	(2011), TE Michael Flacco	(2014), G Derrick Fletcher	(2004), WR Richmond Flowers	(2001), OT Mike Flynn	(1997), DE Randy Garner	(2001), OT Ryan Gibbons	(2006-07), WR Brittan Golden	(2012), DE Harold Gragg	(1997), QB Quinn Gray	(2003), OG Andrew Greene	(1998), OT Sam Gutekunst	(2007), C/G Brock Gutierrez	(1998), DE Omari Hand	(2004), WR Darren Hall	(1999), G D.J. Hall	(2012), LB Jerrell Harris	(2012), TE Darius Hill	(2010), LB Tyrone Hines	(1997), CB Curtis Holcomb	(2012), G Tam Hopkins	(2001), G Tyrone Hopson	(2001), WR Mike Horacek	(2000), WR Harrison Houston	(1995), LB Aaron Humphrey	(2002), QB Nate Hybl	(2005), WR Marcus Jackson	(2013), CB Talmadge Jackson	(2011), LB Joshua Jones	(2012), RB Henry Josey	(2014), DE Michael Josiah	(2003), RB Morgan Kane	(2000), C David Kempfert	(1999), FB Eric Kettani	(2014), CB Brandon King	(2012), LB James Kinney	(2005), DB Jamar Landrom	(2006), RB Keon Lattimore	(2008), LB Boris Lee	(2010), RB Steve Lee	(1997), DT Matt Leonard	(2003), CB Korey Lindsey	(2012), WR Lance Long	(2010), CB Clarence Love	(1999), OL DeMarcus Love	(2013), DT Anthony Maddox	(2004), LB Kevin Malast	(2011), WR Charly Martin	(2011), DT Jeff Marriott	(2000), C Tim Mattran	(2008), DE Tom McCarthy	(2011), DE Chris McCoy	(2013), LB Ryan McCoy	(1995), CB Walter McFadden	(2011), OT Pete McMahon	(2006), CB Prince Miller	(2012), T Andrew Mitchell	(2012), LB Mike Mohamed	(2012), TE Rod Monroe	(2000), DT Dre Moore	(2010), QB Stephen Morris	(2014), CB Rashod Moulton	(2007-08), LB Lamar Myles	(2008-09), WR Ramondo North	(2001-02), QB Keith Null	(2010), DE Gabe Nyenhuis	(2004), TE Tevita Ofahengaua	(2001), CB Jason Olford	(2002), OT Chris Oltmanns	(1996), TE Schuyler Oordt	(2011), OT Jonathan Palmer	(2010), WR Corey Parchman	(2002), RB Chris Parker	(1996), RB Allen Patrick	(2009), LB Joe Pawelek	(2011), OT Erik Pears	(2010), RB Pepe Pearson	(1998), S Kevin Peoples	(1999), DE Will Pericak	(2013), S Ray Perryman	(2003), LB Duke Pettijohn	(2002), TE Zach Potter	(2009), FB Lonnie Pryor	(2013), DT Kommonyan Quaye	(2010), LB Curtis Randall	(2003), QB Brett Ratliff	(2010), WR Jimmy Redmond	(2001), DE D'Aundre Reed	(2013), LB Moses Regular	(1996), QB Lester Ricard	(2007), C Brett Romberg	(2003, 2006), WR Jabin Sambrano	(2013), QB Matt Scott	(2013), DT Richard Seals	(2000), WR Charles Sharon	(2007), DE Jason Simmons	(1995), DT Henry Smith	(2008), RB Joe Smith	(2003), LB Brandon Southward	(1999), WR Fred Stamps	(2005), G Cameron Stephenson	(2009), G Barry Stokes	(1996), DE Rahmaan Streater	(1999), G Joe Tate	(2004), DE Josh Taves	(1996), WR Kerry Taylor	(2014), S Steven Terrell	(2013), RB D.D. Terry	(2007), WR Ryan Thelwell	(1999), RB Malcolm Thomas	(1997-98), TE Mark Thomas	(1998), LB Cedric Thornton	(1996), LB Deryck Toles	(2004), C Bradley Vierling	(2010-11), OT Keith Wagner	(1996), LB Al Wallace	(1997), G Chad Ward	(2001), OT Craig Warren	(1997), WR Tony Washington	(2014), FB Lee Webb	(2005), LB Marcus Whitfield	(2014), WR Huey Whittaker	(2004), DE Seante Williams	(2004), CB Lou Young	(2014), WR Terrell Zachery	(2011), DB Jonathan Zenon	(2008).
--------------------	------------------------	------------------------	--------------------------	-------------------------	------------------------	----------------------------	--------------------------	---------------------------	--------------------------	---------------------------	-------------------------	-----------------------	---------------------------	-------------------------	---------------------------	------------------------	------------------------	-------------------------	-----------------------	-------------------------	--------------------------	--------------------------	----------------------------	----------------------------	-----------------------------	-------------------------	------------------------	--------------------------	-------------------------	--------------------------	---------------------------	-------------------------	----------------------------	--------------------------	-------------------------	--------------------------	----------------------	-------------------------	------------------------------	--------------------------	---------------------------	-----------------------	-----------------------------	------------------------------	------------------------	-------------------------	--------------------------	--------------------------	--------------------------	-----------------------	----------------------------	--------------------------	--------------------------	------------------------	---------------------------	----------------------------	-----------------------------	-----------------------	-------------------------	-------------------------	------------------------------	-------------------------	-----------------------	--------------------------	--------------------------	-----------------------------	-----------------------	------------------------	---------------------	---------------------------	------------------------	-------------------------	---------------------------	-----------------------	-------------------------	-------------------------	-----------------------------	---------------------------	----------------------	---------------------------	-----------------------------	-------------------------	------------------------	---------------------------	------------------------	--------------------------	-------------------------	-------------------------	-------------------------	--------------------------	---------------------------	----------------------	----------------------	-------------------------	--------------------------	-----------------------	--------------------------	--------------------------	---------------------------	-------------------------	--------------------------	--------------------------	-----------------------	-------------------------	------------------------	-----------------------	----------------------------	-------------------------	--------------------------	---------------------------	-------------------------	-----------------------	----------------------	---------------------------	---------------------------	---------------------------	-----------------------------	--------------------------	--------------------------	------------------------------	-------------------------	---------------------------	---------------------------	----------------------------	---------------------------	-------------------------	--------------------------	------------------------	-----------------------	-------------------------	-------------------------	-------------------------	------------------------	---------------------------	------------------------	-------------------------	----------------------------	---------------------------	--------------------------	--------------------------	--------------------------	--------------------------	--------------------------	-------------------------	---------------------------------	-----------------------	--------------------------	---------------------------	--------------------------	------------------------	----------------------	------------------------------	------------------------	------------------------------	------------------------	-----------------------------	--------------------	-----------------------	-------------------------	--------------------------	-----------------------	--------------------------	---------------------------	---------------------------	----------------------------	-------------------------	----------------------------	----------------------------	-----------------------	---------------------	-------------------------	----------------------------	---------------------	-----------------------------	---------------------------	----------------------------	----------------------	----------------------------	---------------------------	---------





# JAGUARS ALL-TIME ROSTER



## HEAD COACHES

Tom Coughlin	Syracuse	1995-2002
Jack Del Rio	Southern California	2003-11
Mel Tucker (Interim)	Wisconsin	2011
Mike Mularky	Florida	2012
Gus Bradley	North Dakota State	2013-14

## ASSISTANT COACHES

Ben Albert	Massachusetts	2010
Ken Anderson	Augustana	2003-06
Matt Applebaum	Connecticut	2014
Mark Asanovich	St. Cloud State	2003-08
Craig Aukerman	Findlay	2011-12
Bob Babich	Tulsa	2013-14
Joe Baker	Princeton	1995-98
Brandon Blaney	Youngstown State	2011-13
John Bonamego	Central Michigan	1999-2002, 2012
Rob Boras	DePauw	2010-11
Paul Boudreau	Boston College	2003-05
Bob Bratkowski	Washington State	2012
Luke Butkus	Illinois	2013-14
Ernest Byner	East Carolina	2010-11
Dave Campo	Central Connecticut State	2005-07
Dom Capers	Mount Union (Ohio)	1999-2000
Pete Carmichael	Montclair State	1995-99
Johnny Cox	Fort Lewis (Colo.)	2009-11
Sylvester Croom	Alabama	2012
Joe Cullen	Massachusetts	2010-12
Joe DeCamillis	Wyoming	2007-08
Mark Duffner	William & Mary	2006-13
Les Ebert	Minnesota-Duluth	2004-08
Randy Edsall	Syracuse	1995-97
Mike Eubanks	Wisconsin-Eau Claire	2010-11
Perry Fewell	Lenoir-Rhyne	1998-2002
Jedd Fisch	Florida	2013-14
Greg Finnegan	Cornell	1998-2002
Frank Ganz	Navy	2000-01
Jason George	Manitoba	2009-11
Kevin Gilbride	Southern Connecticut State	1995-96
Matt Griffin	New Hampshire	2010-11
Mike Haluchak	Southern California	2003-04
Ray Hamilton	Oklahoma	2003-07
Alex Hampton	Deakin	2013-14
Paul Haynes	Kent State	2001
Scottie Hazelton	Fort Lewis	2014
Andy Heck	Notre Dame	2004-12
Donnie Henderson	Utah State	2008
Ron Heller	Penn State	2010-11
Josh Hingst	Nebraska	2012
Fred Hoaglin	Pittsburgh	1997-2001
Todd Howard	Texas A&M	2003-05
Jeff Hurd	Fort Hays (Kan.) State	1995-97
John Huffnagel	Penn State	2002
Jerald Ingram	Michigan	1995-2002
Dick Jauron	Yale	1995-98
Bobby Johnson	Miami (Ohio)	2012
Nate Kaczor	Utah State	2008-11
Thom Kaumeyer	Oregon	2008-11
Lane Kiffin	Fresno State	2000
Larry Kirksey	Eastern Kentucky	2003
Ty Knott	Oregon Tech	2002
Dirk Koetter	Idaho State	2007-11
Jess Langvardt	Sterling	2013-14
Bob Ligashesky	Indiana (Pa.)	2004
Anthony Lomando	Cal Poly-SLO	2010-11
Anthony Lynn	Texas Tech	2003-04
Mike Mallory	Michigan	2013-14
Mike Maser	Buffalo	1995-2002
Paul McCord	Western Maryland	2003
Marlon McCree	Kentucky	2012
Garrick McGee	Oklahoma	2000-01
John McNulty	Penn State	1998-2002
Mark Michaels	Connecticut	2005-06
Ron Middleton	Auburn	2013-14
Gary Moeller	Ohio State	2001
Ted Monachino	Missouri	2006-09
Todd Monken	Knox College	2007-10
Patrick Mularky	Clemson	2012
Bill Musgrave	Oregon	2003-04
Tom Myslinski	Tennessee	2012-14
Nick Nicolau	Southern Connecticut State	1995-96
Chris O'Hara	Miami (Fla.)	2014
Tony Oden	Baldwin-Wallace	2012
Greg Olson	Central Washington	2012
Chris Palmer	Southern Connecticut State	1997-98

Jerry Palmieri	Montclair State	1995-2002
Lary Pasquale	Bridgeport (Conn.)	1995-99
John Pease	Utah	1995-2002
Jake Peetz	Nebraska	2012
Bob Petrino	Carroll (Mont.)	1999-2001
Kennedy Pola	Southern California	2005-09
Mike Priefer	Navy	2002
Robert Prince	Humboldt State	2007-08
Ron Prince	Appalachian State	2012
Russ Purnell	Whittier College	2009-11
Alvin Reynolds	Indiana State	2003-07
Terry Richardson	Syracuse	2013-14
Luke Richesson	Kansas	2009-11
Alfredo Roberts	Miami (Fla.)	2003-06
Pete Rodriguez	Western State	2004-06
Mike Rutenberg	Cornell	2013-14
Robert Saleh	Northern Michigan	2014
Frank Scelfo	Northeast Louisiana	2013-14
Cedric Scott	Southern Mississippi	2012-14
Lucious Selmon	Oklahoma	1995-2002
Steve Shafer	Utah State	2003-04
Dan Shamash	Carnegie Mellon	2014
Mike Sheppard	California Lutheran	2011
Mike Shula	Alabama	2007-10
Charlie Skalski	Florida	2012
Matthew Smiley	Illinois	2013-14
Carl Smith	Cal Poly-SLO	2005-06
Mike Smith	East Tennessee	2003-07
Tony Sorrentino	The College of New Jersey	2013-14
Tony Sparano	New Haven (Conn.)	2002
Paul Spicer	Saginaw Valley State	2012
Jerry Sullivan	Delta State	2012-14
Mike Sullivan	Army	2002-03
Steve Szabo	Navy	1995-2002
Mike Tice	Maryland	2006-09
Mel Tucker	Wisconsin	2009-12
Cory Undlin	California Lutheran	2009-11
Brian VanGorder	Wayne State	2005
DeWayne Walker	Minnesota	2013-14
Steve Walters	Arkansas	2005-06
Todd Wash	North Dakota State	2013-14
Aaron Whitecotton	South Carolina	2013-14
Gregg Williams	Northeast Missouri State	2008
Tom Williams	Washington	2007-08
Tyler Wolf	Tennessee	2013-14
George Yarno	Washington State	2013

## JERSEY NUMBERS

- 1 — Mike Hollis (1995-2001), John Carney (2007), Matt Turk (2011)
- 2 — Steve Lindsey (1999-2000), Chris Hanson (2001-06), Nick Harris (2011), Ricky Stanzi (2013)
- 3 — Jaret Holmes (2001), Tim Seder (2002), Mark Royals (2003), Adam Podlesh (2007-10)
- 4 — Bryan Barker (1995-2000), Todd Bouman (2007, 2010)
- 5 — Todd Philcox (1996), Jim Tarle (2000-01), Danny Boyd (2002), Quinn Gray (2003-07), Trent Edwards (2010), Blake Bortles (2014)
- 6 — Hayden Epstein (2002), Seth Marler (2003-04), Steve Weatherford (2008)
- 7 — Steve Beuerlein (1995), Will Furrer (1998), Richie Cunningham (2002), Byron Leftwich (2003-06), Chad Henne (2012-14)
- 8 — Mark Brunell (1995-2003)
- 9 — Brad Goebel (1995), David Garrard (2002-10)
- 10 — Jamie Martin (1998, 2000), Roderick Robinson (2001), Kent Graham (2002), Josh Scobee (2004-14)
- 11 — Rob Johnson (1995-97), Jay Fiedler (1999), Reggie Williams (2004-08), Mike Sims-Walker (2009-10), Blaine Gabbert (2011-13), Marqise Lee (2014)
- 12 — Jim Miller (1997), Jonathan Quinn (1998-2001), Paul Smith (2008), Luke McCown (2009-11), Mike Brown (2012-14)
- 13 — Quan Cosby (2012), Kerry Taylor (2013), Tommy Streeter (2014)
- 14 — Jamar Newsome (2011), Justin Blackmon (2012-13)
- 15 — John Broussard (2007), Mike Sims-Walker (2011), Taylor Price (2011), Stephen Burton (2013), Allen Robinson (2014)
- 16 — Steve Matthews (1997), Troy Edwards (2004), Nate Hughes (2009), Jordan Shipley (2012), Denard Robinson (2013-14)
- 17 — Phil Stambaugh (2001), Jimmy Redmond

- (2003), Charles Sharon (2006-07), Cleo Lemon (2008), John Matthews (2010), Chastin West (2011), Toney Clemons (2012)
- 18 — Troy Edwards (2003), Matt Jones (2005-08), Jerrell Jackson (2012), Ace Sanders (2013-14)
- 19 — Ernest Wilford (2004-07), Tiquan Underwood (2009-10), Bryan Anger (2012-14)
- 20 — Chris Hudson (1995), Natrone Means (1996-97), Donovan Darius (1998-2006), Scott Starks (2007), Pierson Prioleau (2008), Kennard Cox (2009), Anthony Smith (2009-10), Terrence Wheatley (2010), Rod Issac (2011), David Jones (2011), Mike Harris (2012-13), Craig Loston (2014)
- 21 — Deral Boykin (1995), Tommy Johnson (1995), Aaron Beasley (1996-2001), Steve Smith (2002), Brad Franklin (2003), Juran Bolden (2004), Terry Cousin (2005-07), Drayton Florence (2008), Derek Cox (2009-12), Justin Forsett (2013), Toby Gerhart (2014)
- 22 — Bucky Brooks (1996-97), Tavian Banks (1998-99), Frank Moreau (2001), Reggie White (2001), Robert Bean (2002), LaBrandon Toefield (2003-07), William James (2008), Don Carey (2010), Kevin Rutland (2011-12), Winston Guy (2013-14), Aaron Colvin (2014)
- 23 — Randy Jordan (1995-97), Cordell Taylor (1998), Corey Chamblin (1999), Anthony Johnson (2000), Ike Charlton (2002), Ray Perryman (2003-04), Dee Webb (2006), Jamaal Fudge (2007), Rashad Jennings (2009-10, 2012), Alan Ball (2013-14)
- 24 — Harry Colon (1995), Rashid Gayle (1996), Chris Howard (1998-2000), Craig Miller (2000), Delvin Brown (2001), Kiwaukee Thomas (2003-04), Montell Owens (2006-12), Will Blackmon (2013-14)
- 25 — Mickey Washington (1995-96), Curtis Anderson (1997), Fernando Bryant (1999-2003), Kenny Wright (2005), Ahmad Carroll (2006), Reggie Nelson (2007-09), Michael Hamlin (2010), Dwight Lowery (2011-13), Peyton Thompson (2014)
- 26 — Rogerick Green (1995), Kevin Devine (1997-98), Rayna Stewart (1999-2000), Ainsley Battles (2001-02), Blue Adams (2003), David Richardson (2004-06), Sammy Knight (2007), Omare Hand (2008), Kennard Cox (2008), Brian Russell (2009), Michael Coe (2009-10), Chevis Jackson (2010), Dawan Landry (2011-12), Josh Evans (2013-14)
- 27 — Vinnie Clark (1995-96), Deon Figures (1997-98), Shad Criss (2000), Earthwind Moreland (2001), Damen Wheeler (2001), Rashean Mathis (2003-12), Dwayne Gratz (2013-14)
- 28 — Monty Grow (1995), Dana Hall (1996-97), Fred Taylor (1998-2008)
- 29 — Darren Carrington (1995), Ricky Parker (1997), Tawambi Settles (1998), Jason Craft (1999-2003), Chris Thompson (2004), Brian Williams (2006-08), William Middleton (2009-12), Jamell Fleming (2013), Teddy Williams (2014)
- 30 — Darren Studdstill (1995-96), Michael Swift (2000), Dewayne Washington (2004), Kennard Cox (2009), Drew Coleman (2011), Jordan Todman (2012-14)
- 31 — Daimon Shelton (1997-2000), Patrick Washington (2001-02), Chris Brown (2003), Scott Starks (2005-06, 2009), Aaron Glenn (2007), David Jones (2010), Ashton Youtboty (2011), Aaron Ross (2012), Jeremy Harris (2014)
- 32 — Vaughn Dunbar (1995), Mike Logan (1997-2000), Marlon McCree (2001-03), David Allen (2004), Maurice Jones-Drew (2006-13)
- 33 — James Stewart (1995-99), Shyrone Stith (2000), James Trapp (2003), Greg Jones (2004-12)
- 34 — Reggie Cobb (1995), Roger Graham (1996), Zack Crockett (1998), Stacey Mack (1999-2002), David Allen (2003), Alvin Pearson (2005-06), Lamont Thompson (2007), Chauncey Washington (2008), T.J. Heath (2011), Trumaine McBride (2011), Jalen Parmele (2012), Delone Carter (2013), Storm Johnson (2014)
- 35 — Le'Shai Maston (1995-96), Elvis Joseph (2001-02), Deke Cooper (2003-05), Deji Karim (2010-11), Keith Toston (2012), Demetrius McCray (2013-14)



# JAGUARS ALL-TIME ROSTER



- 36 — Ryan Christopherson (1995-96), Ron Janes (1998), Renard Cox (2001), Derrick Wimbusch (2005-06), Isaiah Gardner (2008), Courtney Greene (2009-11), Antwaun Molden (2012), Sherrod Martin (2014)
- 37 — Chris Hudson (1996-98), Carnell Lake (1999-2000), David Young (2003), Deon Grant (2004-06), Calvin Lowry (2008), Sean Considine (2009-10), Morgan Trent (2011), Johnathan Cyprien (2013-14)
- 38 — Mike Dumas (1995), Blaine McElmurry (1998-99), Dan Alexander (2002), Chris Roberson (2005-06), Brian Witherspoon (2008-09), Darcel McBath (2011), C.C. Brown (2011), Antwon Blake (2012), Tommie Campbell (2014)
- 39 — Chris Parker (1997), Alvin Pearman (2008), Richard Murphy (2012)
- 40 — Gordon Laro (1995), Robert Massey (1996), Malaefoe MacKenzie (2003), Rich Alexis (2005), DuJuan Harris (2011)
- 41 — Dave Thomas (1995-99), Kiwaukee Thomas (2000-02), Nick Sorensen (2003-06), Tyrone Brackenridge (2009-10), Akwasi Owusu-Ansah (2011)
- 42 — Ricky Bell (1996), Chad Dukes (2000), James Boyd (2001-02), Anthony Mitchell (2003), Jamaal Fudge (2006), Chad Nkang (2007-08), Gerald Alexander (2009-10), Chris Proinski (2011-14)
- 43 — George Jones (1998), Jermaine Williams (2000), Gerald Sensabaugh (2005-08), Chris Harris (2012)
- 44 — Bryan Dickerson (1995), Marc Edwards (2003-04), Brock Bolen (2009-11)
- 45 — Travis Davis (1995-98), JoJuan Armour (1999), Erik Olson (2000), Chris Fuamatu-Ma'afala (2003-04), Will Ta'ufou (2012-14)
- 46 — Carson Tinker (2013-14)
- 48 — Chris Griffin (1996), Jeremy Cain (2009-12)
- 49 — Ty Hallock (1997)
- 50 — Tom Myslinski (1995), Eddie Robinson (1996-97), Erik Storz (1998-2000), Joe Wesley (2001), Tony Gilbert (2003-07), Russell Allen (2009-13), Telvin Smith (2014)
- 51 — Mark Williams (1995), Kevin Hardy (1996-01), Akin Ayodele (2002-05), Clint Ingram (2006-09), Paul Posluszny (2011-14)
- 52 — Brant Boyer (1995-2000), Eric Westmoreland (2001-03), Daryl Smith (2004-12), J.T. Thomas (2013-14)
- 53 — Santo Stephens (1995), Nate Dingle (1996), Eddie Mason (1998), T.J. Slaughter (2000-03), Hakim Akbar (2003), Pat Thomas (2005-07), Shantee Orr (2007), Thomas Williams (2008), Bryan Smith (2009), Eric Alexander (2010), Slade Norris (2010), Brandon Marshall (2012), Kyle Knox (2013), John Lotulelei (2013)
- 54 — Keith Goganious (1995), Ty Hallock (1996), James Hamilton (1997-98), Chester Burnett (1999), Troy Pelshak (2000), Donny Green (2001), Mike Peterson (2003-08), Quentin Groves (2009), Alvin Bowen (2010), Greg Jones III (2012), Nate Stupar (2013), Jeremiah George (2014)
- 55 — Tom McManus (1995-99), Danny Clark (2000-03), Greg Favors (2004-05), Nick Greisen (2006), Roy Manning (2007), Adam Seward (2009), Chris Harrington (2009), Kirk Morrison (2010), Clint Session (2011), Geno Hayes (2013-14)
- 56 — Jeff Lageman (1995-98), Lonnie Marts (1999), Hardy Nickerson (2000-01), Bobby Brooks (2002), Shannon Taylor, (2003), Deon Humphrey (2003), Jason Gildon (2004), Kenny Pettway (2006), Justin Durant (2007-10), Kyle Bosworth (2011-12), LaRoy Reynolds (2013-14)
- 57 — Jeff Kopp (1996-98), Reggie Lowe (1998), Corey Terry (1999), Joseph Tuipala (2001-02), Tommy Hendricks (2004), Jamie Winborn (2005), Brent Hawkins (2006-07), Tim Shaw (2008), James Wyche (2009), Torrance Daniels (2009), Kevin Bentley (2011), Julian Stanford (2012), Dekoda Watson (2014), A.J. Edds (2014)
- 58 — Bryan Schwartz (1995-99), Lonnie Marts (2000), Jeff Posey (2001), Wali Rainer (2002), Hugh Douglas (2003), Jorge Cordova (2004-07), Marquis Cooper (2007), Jacob Cutrera (2010), Stephen Franklin (2011), Aaron Morgan (2012), Jason Babin (2012-13), Khairi Fortt (2014)
- 59 — Reggie Clark (1995-96), Edward Thomas (2000-02), Keith Mitchell (2003), Jimmy McClain (2004), Tracy White (2005), Brian Iwuh (2006-09), Larry Hart (2010), Mike Lockley (2011), Jammie Kirlew (2011), Ryan Davis (2012-14)
- 60 — Sammy Williams (2003), Mike Brewster (2012-13)
- 61 — Emarlos Leroy (1999), Dan Connolly (2005-06), Drew Miller (2008)
- 62 — Ben Coleman (1995-99), Dennis Norman (2004-08), John Estes (2011)
- 63 — Frank Cornish (1995), Michael Cheever (1996-98), Brad Meester (2000-13)
- 64 — John Jurkovic (1996-98), Aaron Koch (2000-02), Jamar Nesbit (2003), Milford Brown (2008), Cecil Newton (2009), Drew Nowak (2013)
- 65 — Bronzell Miller (1995), Quentin Neujahr (1998-2000), Chris Naeole (2002-08), Kynan Forney (2009), Will Rackley (2011, 2013), Brandon Linder (65)
- 66 — Shawn Bouwens (1995), Greg Huntington (1996-97), John Wade (1998-2002), Brett Romberg (2003-05), Derek Landri (2007-09), Justin Smiley (2010), Steve Vallos (2012), Jacques McClendon (2013-14)
- 67 — Jeff Novak (1995-98), Steve Ingram (1999), Gannon Shepherd (2000-01), Daryl Terrell (2002), Vince Manuwai (2003-10), Jason Spitz (2011), Austin Pasztor (2012-14)
- 68 — Bruce Wilkerson (1995), Mark Nori (1997-98), Brenden Stai (2000), Derrick Fletcher (2004-05), Guy Whipper (2010-12), Zane Beadles (2014)
- 69 — Eugene Chung (1995), Mark Baniewicz (2000-01), Roger Chanoine (2002), Khalif Barnes (2005-08), Leger Douzable (2010-11), Tyler Shatley (2014)
- 70 — Patrick Venzke (2001), Bob Whitfield (2004), Wayne Hunter (2006), Todd Wade (2008), Cameron Stephenson (2009), Luke Bowanko (2014)
- 71 — Tony Boselli (1995-2001)
- 72 — Leon Searcy (1996-2000), Steve Zahursky (2001), Derrick Chambers (2001), Mike Pearson (2002-05), Charles Spencer (2008), Jordan Black (2008), Tra Thomas (2009), Kevin Haslam (2010), Mark Asper (2012), Herb Taylor (2012), Josh Wells (2014)
- 73 — Brian DeMarco (1995-98), Jeff Smith (2000-01), Dave Kadela (2002), Stockar McDougale (2006-07), Jimmy Kennedy (2008), Eben Britton (2009-12)
- 74 — Jimmy Herndon (1996), Lamanzer Williams (1998), Chris White (1999), Joe Chustz (2000), Maurice Williams (2001-09), Aaron Kampman (2010-11), Sam Young (2013-14)
- 75 — Eric Curry (1998-99), Michael Mason (2000), Marcellus Wiley (2005-06), Stefan Rodgers (2008), Eugene Monroe (2009-13), Drake Nevis (2013)
- 76 — Rich Tylski (1996-99), Dwayne Ledford (2000), Leander Jordan (2002-03), Ephraim Salaam (2004-05), Richard Collier (2006-07), Daniel Baldrige (2010, 2012), Luke Joekel (2013-14)
- 77 — Andre Davis (1996), Zach Wiegert (1999-2002), Marques Ogden (2003), Mike Compton (2004), Uche Nwaneri (2007-13)
- 78 — Greg Huntington (1995), Todd Fordham (1997-2002), Elton Patterson (2004, 06), Martin Chase (2005), Tutan Reyes (2007-08), Jordan Black (2009-10), Cameron Bradfield (2011-14)
- 79 — Dave Widell (1995-97), Anthony Cesario (1999), Reggie Nelson (2000), Drew Inzer (2002), Tony Pashos (2007-08), Red Bryant (2014)
- 80 — Willie Jackson (1995-97), Kyle Brady (1999-2006), Isaac Smolko (2007), Jerry Porter (2008), Mike Thomas (2009-12), Jeremy Ebert (2013)
- 81 — Desmond Howard (1995), Andre Rison (1996), Chris Griffin (1996), Will Moore (1997-98), R. Jay Soward (2000-01), Bobby Shaw (2002), Matthew Hatchette (2003), Mike Walker (2008), Torry Holt (2009), Kassim Osgood (2010-11), Laurent Robinson (2012), Lamaar Thomas (2013), Mickey Shuler (2014)
- 82 — Jimmy Smith (1995-2005)
- 83 — Pete Mitchell (1995-98, 2002), Lenzie Jackson (1999), Greg DeLong (2000), Ryan Neufeld (2000), Joe Zelenka (2001), J.J. Stokes (2003), Kevin Johnson (2003), Todd Yoder (2004-05), Greg Estandia (2007-09), Jason Hill (2010-11), Colin Cloherly (2011-12), Stephen Spach (2012), Maurice Stovall (2012), Tobais Palmer (2013), Stephen Williams (2013), Tavarres King (2014)
- 84 — Ernest Givins (1995), Terrence Warren (1995), Reggie Barlow (1996-2000), Sean Dawkins (2001), Patrick Johnson (2002), Jermaine Lewis (2003-04), Chad Owens (2005-07), Troy Williamson (2008-09), Cecil Shorts III (2011-14)
- 85 — Rich Griffith (1995-2000), Damon Gibson (2001-02), Henry Douglas (2002), Kevin Lockett (2002), Cortez Hankton (2003-06), Richard Angulo (2007-08), Ernest Wilford (2009-10), Martin Rucker (2011), Fendi Onobun (2011), D.J. Williams (2013), Nic Jacobs (2014)
- 86 — Derek Brown (1995-97), Alvis Whitted (1998-2001), Micah Ross (2001-03), Troy Edwards (2003), Brian Jones (2004-05), Dennis Northcutt (2007-08), Zach Miller (2009-11), Micheal Spurlock (2012), Clay Harbor (2013-14)
- 87 — Cedric Tillman (1995), Keenan McCardell (1996-2001), Jimmy Redmond (2002), George Wrighter (2003-08), Jarrett Dillard (2009, 2011), Kevin Elliott (2012), Allen Reisner (2013)
- 88 — Craig Keith (1995), Kendrick Bullard (1996), Ty Hallock (1996), Damon Jones (1997-2001), Joe Zelenka (2002-08), Zach Potter (2009-12), Danny Noble (2013), Allen Huns (2014)
- 89 — Curtis Marsh (1995-96), Troy Sadowski (1998), Emanuel Smith (2000), Randal Williams (2001), Ryan Prince (2001), Chris Luzar (2002-03), Mercedes Lewis (2006-14)
- 90 — James Williams (1995), Tony Brackens (1996-2003), Derrick Ransom (2004), James Wyche (2006), Grady Jackson (2007), Mkristo Bruce (2008), Julius Williams (2009), C.J. Mosley (2010), Matt Roth (2011), Andre Branch (2012-14)
- 91 — Paul Frase (1995-96), Seth Payne (1997-01), Marco Coleman (2002), Anthony Maddox (2004-05), Kenny Pettway (2007), Derrick Harvey (2008-10), George Selvie (2011-12), Abry Jones (2013), Chris Clemons (2014)
- 92 — Don Davey (1995-98), James Roberson (1999), Rob Meier (2000-09), Austen Lane (2010-12), Brandon Deaderick (2013), Tigua Hood (2014)
- 93 — Ernie Logan (1995-96), Esera Tualo (1997), Jose White (1998), Kevin Landolt (1999), Emarlos Leroy (2000), Stalin Colinet (2002), Javor Mills (2002), Bobby McCray (2004-07), Quentin Groves (2008), Greg Peterson (2009), Tyson Alualu (2010-14)
- 94 — Kelvin Pritchett (1995-98), Larry Smith (1999-2002), Lionel Barnes (2003-04), Jim Davis (2005-06), Montavious Stanley (2006), Jeremy Mincey (2006-08, 2010-13), Jeremy Navarre (2009)
- 95 — Mike Thompson (1995), Jose White (1997), Bryce Paup (1998-99), Paul Spicer (2000-08), Montavious Stanley (2009), Corvey Irvin (2011), D'Anthony Smith (2012), Abry Jones (2014)
- 96 — Bernard Carter (1995), Ashley Sheppard (1995), Clyde Simmons (1996-97), Fernando Smith (1998), Gary Walker (1999-2001), Chris Combs (2002), Matt Leonard (2003), Willie Blade (2004), Eddie Freeman (2004), Tony McDaniel (2006-08), Terrance Knighton (2009-12), Jordan Miller (2013)
- 97 — Ray Hall (1995), Juan Hammonds (1996), Renaldo Wynn (1997-2001), Clenton Ballard (2002), Brandon Green (2003-04), Reggie Hayward (2005-09), Aaron Morgan (2010), John Chick (2011-12), Roy Miller (2013-14)
- 98 — Corey Mayfield (1995), Jabbar Threats (1997-98), Regan Upshaw (1999), David Richie (2000), John Henderson (2003-09), Nate Collins (2010-11), Jeris Pendleton (2012), Kyle Love (2013), Chris Smith (2014)
- 99 — Joel Smeenge (1995-2000), Marcus Stroud (2001-07), Atiyah Ellison (2008-09), Landon Cohen (2010), C.J. Mosley (2011-12), Sen'Derrick Marks (2013-14)





# YEARLY LEADERS



## RUSHING

YEAR	PLAYER	NO	YDS	AVG	LG	TD
1995	James Stewart	137	525	3.8	22	2
1996	James Stewart	190	723	3.8	34	8
1997	Natrone Means	244	823	3.4	20	9
1998	Fred Taylor	264	1,223	4.6	77t	14
1999	James Stewart	249	931	3.7	44t	13
2000	Fred Taylor	292	1,399	4.8	71	12
2001	Stacey Mack	213	877	4.1	54	9
2002	Fred Taylor	287	1,314	4.6	63t	8
2003	Fred Taylor	345	1,572	4.6	62	6
2004	Fred Taylor	260	1,224	4.7	46	2
2005	Fred Taylor	194	787	4.1	71t	3
2006	Fred Taylor	231	1,146	5.0	76	5
2007	Fred Taylor	223	1,202	5.4	80t	5
2008	Maurice Jones-Drew	197	824	4.2	46t	12
2009	Maurice Jones-Drew	312	1,391	4.5	80t	15
2010	Maurice Jones-Drew	299	1,324	4.4	37	5
2011	Maurice Jones-Drew	343	1,606	4.7	56	8
2012	Maurice Jones-Drew	86	414	4.8	59t	1
2013	Maurice Jones-Drew	234	803	3.4	48	5
2014	Denard Robinson	135	582	4.3	41	4

## RECEIVING YARDS

YEAR	PLAYER	YDS	REC	AVG	LG	TD
1995	Willie Jackson	589	53	11.1	45	5
1996	Jimmy Smith	1,244	83	15.0	62	7
1997	Jimmy Smith	1,324	82	16.1	75	4
1998	Jimmy Smith	1,182	78	15.2	72t	8
1999	Jimmy Smith	1,636	116	14.1	62	6
2000	Jimmy Smith	1,213	91	13.3	65t	8
2001	Jimmy Smith	1,373	112	12.3	35t	8
2002	Jimmy Smith	1,027	80	12.8	47	7
2003	Jimmy Smith	805	54	14.9	67	4
2004	Jimmy Smith	1,172	74	15.8	65	6
2005	Jimmy Smith	1,023	70	14.6	45t	6
2006	Matt Jones	643	41	15.7	49	4
2007	Reggie Williams	629	38	16.6	80t	10
2008	Matt Jones	761	65	11.7	35	2
2009	Mike Sims-Walker	869	63	13.8	61t	7
2010	Mike Thomas	820	66	12.4	50t	4
2011	Mercedes Lewis	460	39	11.8	62	0
2012	Cecil Shorts III	979	55	17.8	80t	7
2013	Cecil Shorts III	777	66	11.8	59	3
2014	Allen Hurns	677	51	13.3	63t	6

## PASSING

YEAR	PLAYER	ATT	CMP	PCT	YDS	TD	INT	RTG
1995	Mark Brunell	346	201	58.1	2,168	15	7	82.6
1996	Mark Brunell	557	353	63.4	4,367	19	20	84.0
1997	Mark Brunell	435	264	60.7	3,281	18	7	91.2
1998	Mark Brunell	354	208	58.8	2,601	20	9	89.9
1999	Mark Brunell	441	259	58.7	3,060	14	9	82.0
2000	Mark Brunell	512	311	60.7	3,640	20	14	84.0
2001	Mark Brunell	473	289	61.1	3,309	19	13	84.1
2002	Mark Brunell	416	245	58.9	2,788	17	7	85.7
2003	Byron Leftwich	418	239	57.2	2,819	14	16	73.0
2004	Byron Leftwich	441	267	60.5	2,941	15	10	82.2
2005	Byron Leftwich	302	175	57.9	2,123	15	5	89.3
2006	David Garrard	241	145	60.2	1,735	10	9	80.5
2007	David Garrard	325	208	64.0	2,509	18	3	102.2
2008	David Garrard	535	335	62.6	3,620	15	13	81.7
2009	David Garrard	516	314	60.9	3,597	15	10	83.5
2010	David Garrard	366	236	64.5	2,734	23	15	90.8
2011	Blaine Gabbert	413	210	50.8	2,214	12	11	65.4
2012	Chad Henne	308	166	53.9	2,084	11	11	72.2
2013	Chad Henne	503	305	60.6	3,241	13	14	76.5
2014	Blake Bortles	475	280	58.9	2,908	11	17	69.5

## SCORING

YEAR	PLAYER	TD	TDR	TDP	PAT	FG	2PAT	PTS
1995	Mike Hollis	0	0	0	27	20	0	87
1996	Mike Hollis	0	0	0	27	30	0	117
1997	Mike Hollis	0	0	0	41	31	0	134
1998	Mike Hollis	0	0	0	45	21	0	108
1999	Mike Hollis	0	0	0	37	31	0	130
2000	Mike Hollis	0	0	0	33	24	0	105
2001	Mike Hollis	0	0	0	29	18	0	83
2002	Stacey Mack	9	9	0	0	0	0	54
2003	Seth Marler	0	0	0	30	20	0	90
2004	Josh Scobee	0	0	0	21	24	0	93
2005	Josh Scobee	0	0	0	38	23	0	107
2006	Josh Scobee	0	0	0	41	26	0	119
2007	Josh Scobee	0	0	0	26	12	0	62
2008	Josh Scobee	0	0	0	33	19	0	90
2009	Maurice Jones-Drew	16	15	1	0	0	0	96
2010	Josh Scobee	0	0	0	41	22	0	107
2011	Josh Scobee	0	0	0	24	23	0	93
2012	Josh Scobee	0	0	0	18	25	0	93
2013	Josh Scobee	0	0	0	22	23	0	91
2014	Josh Scobee	0	0	0	23	20	0	83

## RECEPTIONS

YEAR	PLAYER	REC	YDS	AVG	LG	TD
1995	Willie Jackson	53	589	11.1	45	5
1996	Keenan McCardell	85	1,129	13.3	52	3
1997	Keenan McCardell	85	1,165	13.7	60	5
1998	Jimmy Smith	78	1,182	15.2	72t	8
1999	Jimmy Smith	116	1,636	14.1	62	6
2000	Keenan McCardell	94	1,207	12.8	67t	5
2001	Jimmy Smith	112	1,373	12.3	35t	8
2002	Jimmy Smith	80	1,027	12.8	47	7
2003	Jimmy Smith	54	805	14.9	67	4
2004	Jimmy Smith	74	1,172	15.8	65	6
2005	Jimmy Smith	70	1,023	14.6	45t	6
2006	Reggie Williams	52	616	11.8	48	4
2007	Ernest Wilford	45	518	11.5	35	3
2008	Matt Jones	65	761	11.7	35	2
2009	Mike Sims-Walker	63	869	13.8	61t	7
2010	Mike Thomas	66	820	12.4	50t	4
2011	Mike Thomas	44	415	9.4	47	1
2012	Justin Blackmon	64	865	13.5	81t	5
2013	Cecil Shorts III	66	777	11.8	59	3
2014	Cecil Shorts III	53	557	10.5	53	1

## PUNT RETURNS

YEAR	PLAYER	NO	FC	YDS	AVG	LG	TD
1995	Desmond Howard	24	8	246	10.3	40	0
1996	Chris Hudson	32	12	348	10.9	60	0
1997	Reggie Barlow	36	16	412	11.4	52	0
1998	Reggie Barlow	43	14	555	12.9	85t	1
1999	Reggie Barlow	38	17	414	10.9	74t	1
2000	Reggie Barlow	29	14	200	6.9	21	0
2001	Damon Gibson	38	22	333	8.8	24	0
2002	Bobby Shaw	25	17	310	12.4	69t	1
2003	David Allen	27	15	324	12.0	52	0
2004	Jermaine Lewis	23	7	227	9.9	50	0
2005	Alvin Pearman	49	15	410	8.4	24	0
2006	Alvin Pearman	32	16	283	8.8	29	0
2007	Dennis Northcutt	26	13	240	9.2	37	0
2008	Brian Witherspoon	17	9	192	11.3	38	0
2009	Mike Thomas	14	4	118	8.4	44	0
2010	Mike Thomas	34	7	358	10.5	78t	1
2011	Mike Thomas	19	5	88	4.6	28	0
2012	Jordan Shipley	10	1	75	7.5	15	0
2013	Ace Sanders	25	16	140	5.6	17	0
2014	Ace Sanders	32	10	227	7.1	23	0



# YEARLY LEADERS



## KICKOFF RETURNS

YEAR	PLAYER	NO	YDS	AVG	LG	TD
1995	Jimmy Smith	24	540	22.5	89t	1
1996	Randy Jordan	26	553	21.3	73	0
1997	Willie Jackson	32	653	20.4	38	0
1998	Reggie Barlow	30	747	24.9	91	0
1999	Reggie Barlow	19	396	20.8	56	0
2000	Shyrone Stith	33	785	23.8	47	0
2001	Damon Gibson	26	511	19.7	35	0
2002	Elvis Joseph	27	562	20.8	53	0
2003	David Allen	41	831	20.3	61	0
2004	Jermaine Lewis	21	386	18.4	26	0
2005	Derrick Wimbush	39	955	24.5	91t	1
2006	Maurice Jones-Drew	31	860	27.7	93t	1
2007	Maurice Jones-Drew	31	811	26.2	100t	1
2008	Brian Witherspoon	52	1,250	24.0	51	0
2009	Mike Thomas	26	644	24.8	43	0
2010	Deji Karim	50	1,248	25.0	65	0
2011	Deji Karim	27	652	24.1	37	0
2012	Rashad Jennings	10	241	24.1	29	0
2013	Jordan Todman	26	712	27.4	59	0
2014	Jordan Todman	38	972	25.6	40	0

## PUNTING

YEAR	PLAYER	NO	YDS	AVG	NET	TB	IN20	LG	BL
1995	Bryan Barker	82	3,591	43.8	38.6	5	19	63	0
1996	Bryan Barker	69	3,016	43.7	35.6	8	16	62	0
1997	Bryan Barker	66	2,964	44.9	38.8	8	27	64	0
1998	Bryan Barker	85	3,824	45.0	38.5	11	28	65	0
1999	Bryan Barker	78	3,260	41.8	36.9	6	32	83	0
2000	Bryan Barker	76	3,194	42.0	34.4	5	29	65	0
2001	Chris Hanson	82	3,577	43.6	37.1	12	24	59	0
2002	Chris Hanson	81	3,583	44.2	37.6	10	27	64	0
2003	Mark Royals	45	1,852	41.2	34.8	5	9	51	0
2004	Chris Hanson	84	3,592	42.8	35.5	9	28	69	0
2005	Chris Hanson	82	3,517	42.9	36.9	11	33	74	1
2006	Chris Hanson	72	2,920	40.6	33.4	7	20	58	1
2007	Adam Podlesh	54	2,249	41.6	36.9	2	14	76	0
2008	Adam Podlesh	46	1,989	43.2	36.6	5	12	60	0
2009	Adam Podlesh	72	3,017	41.9	38.3	5	23	64	0
2010	Adam Podlesh	57	2,496	43.8	39.2	7	26	63	0
2011	Nick Harris	72	3,075	42.7	37.9	5	13	55	0
2012	Bryan Anger	91	4,353	47.8	40.8	5	31	73	1
2013	Bryan Anger	95	4,338	45.7	40.5	8	31	61	0
2014	Bryan Anger	94	4,464	47.5	39.6	10	25	69	2

## INTERCEPTIONS

YEAR	PLAYER	NO	YDS	AVG	LG	TD
1995	Harry Colon	3	46	15.3	41	0
1996	Chris Hudson	2	25	12.5	21	0
	Kevin Hardy	2	19	9.5	13	0
	Dave Thomas	2	7	3.5	8	0
	Travis Davis	2	0	0.0	0	0
1997	Deon Figures	5	48	9.6	32	0
1998	Aaron Beasley	3	35	11.7	34	0
	Chris Hudson	3	10	3.3	8	0
1999	Aaron Beasley	6	200	33.3	93t	2
2000	Rayna Stewart	2	37	18.5	24	0
	Donovin Darius	2	26	13.0	21	0
	Mike Logan	2	14	7.0	14	0
2001	Hardy Nickerson	3	4	1.3	2	0
	Aaron Beasley	3	0	0.0	0	0
2002	Marlon McCree	6	129	21.5	53	0
2003	Mike Peterson	3	8	2.7	7	0
2004	Donovin Darius	5	80	16.0	37	0
	Rashean Mathis	5	42	8.4	21	0
2005	Rashean Mathis	5	79	15.8	41t	1
2006	Rashean Mathis	8	146	18.3	55	0
2007	Reggie Nelson	5	76	15.2	37	0
2008	Rashean Mathis	4	151	37.8	72t	2
	Gerald Sensabaugh	4	38	9.5	23	0
2009	Derek Cox	4	6	1.5	6	0
2010	Derek Cox	4	14	3.5	14	0
2011	Dawan Landry	2	28	14.0	28	0
	Dwight Lowery	2	26	13.0	30	0
	Morgan Trent	2	17	8.5	22	0
	Drew Coleman	2	9	4.5	8	0
	Paul Posluszny	2	2	1.0	2	0
2012	Derek Cox	4	18	4.5	16	0
2013	Paul Posluszny	2	69	34.5	59t	1
	Geno Hayes	2	39	19.5	28	0
	Dwayne Gratz	2	20	10.0	17	0
	Alan Ball	2	8	4.0	8	0
2014	J.T. Thomas	2	10	5.0	10	0

## SACKS

YEAR	PLAYER	SKS
1995	Joel Smeenge	4.0
1996	Clyde Simmons	7.5
1997	Clyde Simmons	8.5
1998	Joel Smeenge	7.5
1999	Tony Brackens	12.0
2000	Tony Brackens	7.5
2001	Tony Brackens	11.0
2002	Marcus Stroud	6.5
	John Henderson	6.5
2003	Tony Brackens	6.0
2004	Greg Favors	5.5
	John Henderson	5.5
2005	Reggie Hayward	8.5
2006	Bobby McCray	10.0
2007	Paul Spicer	7.5
2008	Reggie Hayward	4.5
2009	John Henderson	3.0
2010	Jeremy Mincey	5.0
2011	Jeremy Mincey	8.0
2012	Tyson Alualu	3.5
2013	Jason Babin	7.5
2014	Sen'Derrick Marks	8.5

## TACKLES

YEAR	PLAYER	TKLS
1995	Bryan Schwartz	161
1996	Eddie Robinson	165
1997	Bryan Schwartz	165
1998	Kevin Hardy	186
1999	Kevin Hardy	153
2000	Kevin Hardy	149
2001	Hardy Nickerson	230
2002	Wali Rainer	188
2003	Mike Peterson	167
2004	Mike Peterson	178
2005	Mike Peterson	190
2006	Daryl Smith	170
2007	Sammy Knight	132
2008	Mike Peterson	139
2009	Daryl Smith	150
2010	Daryl Smith	156
2011	Paul Posluszny	192
2012	Paul Posluszny	231
2013	Paul Posluszny	161
2014	Johnathan Cyprien	111





# CAREER LEADERS



## RUSHING YARDS

PLAYER	YEARS	NO	YARDS	AVG	LG	TD
Fred Taylor	1998-2008	2,428	11,271	4.6	80t	62
Maurice Jones-Drew	2006-13	1,804	8,071	4.5	80t	68
James Stewart	1995-99	765	2,951	3.9	44t	33
Mark Brunell	1995-2003	429	2,219	5.2	38	14
David Garrard	2002-10	380	1,746	4.6	41t	17
Stacey Mack	1999-2002	372	1,498	4.0	54	19
Natrone Means	1996-97	396	1,330	3.4	35	11
Rashad Jennings	2009-13	224	944	4.2	74t	7
Greg Jones	2004-12	270	911	3.4	27	10

## PASSING YARDS

PLAYER	YEARS	COMP	ATT	PCT	YARDS	TD	INT	RTG
Mark Brunell	1995-2003	2,184	3,616	60.4	25,698	144	86	85.4
David Garrard	2002-10	1,406	2,281	61.6	16,003	89	54	85.8
Byron Leftwich	2003-06	789	1,344	58.7	9,042	51	36	80.5
Chad Henne	2012-14	513	889	57.7	5,817	27	26	76.5
Blaine Gabbert	2011-13	414	777	53.3	4,357	22	24	66.4
Blake Bortles	2014	280	475	58.9	2,908	11	17	69.5
Quinn Gray	2003-07	101	180	56.1	1,252	12	5	88.5
Steve Beuerlein	1995	71	142	50.5	952	4	7	60.5
Jonathan Quinn	1998-2001	66	125	52.8	748	3	4	65.7
Jamie Martin	1998, 2000	49	78	62.8	662	4	1	101.5

## RECEPTIONS

PLAYER	YEARS	REC	YARDS	AVG	LG	TD
Jimmy Smith	1995-2005	862	12,287	14.3	75	67
Keenan McCardell	1996-2001	499	6,393	12.8	67t	30
Maurice Jones-Drew	2006-13	335	2,873	8.6	75	11
Mercedes Lewis	2006-14	315	3,789	12.0	63t	27
Fred Taylor	1998-2008	286	2,361	8.3	78t	8
Kyle Brady	1999-2006	241	2,500	10.4	42t	13
Pete Mitchell	1995-98, 2002	191	2,091	10.9	45	11
Reggie Williams	2004-08	189	2,322	12.3	80t	18
Cecil Shorts III	2011-14	176	2,343	13.3	80t	12
Mike Thomas	2009-12	171	1,768	10.3	50t	6
Matt Jones	2005-08	166	2,153	13.0	49	15

## RECEIVING YARDS

PLAYER	YEARS	YARDS	REC	AVG	LG	TD
Jimmy Smith	1995-2005	12,287	862	14.3	75	67
Keenan McCardell	1996-2001	6,393	499	12.8	67t	30
Mercedes Lewis	2006-14	3,789	315	12.0	63t	27
Maurice Jones-Drew	2006-13	2,873	335	8.6	75	11
Kyle Brady	1999-2006	2,500	241	10.4	42t	13
Fred Taylor	1998-2008	2,361	286	8.3	78t	8
Cecil Shorts III	2011-14	2,343	176	13.3	80t	12
Reggie Williams	2004-08	2,322	189	12.3	80t	18
Matt Jones	2005-08	2,153	166	13.0	49	15
Ernest Wilford	2004-07,09-10	2,120	153	13.9	46	15

## DEFENSE - SACKS

PLAYER	YEARS	SACKS
Tony Brackens	1996-2003	55.0
Joel Smeenge	1995-2000	34.0
John Henderson	2002-09	29.0
Kevin Hardy	1996-2001	28.5
Paul Spicer	2000-08	28.5
Gary Walker	1999-2001	22.5
Marcus Stroud	2001-07	22.0
Bobby McCray	2003-07	22.0
Rob Meier	2000-09	21.5
Daryl Smith	2004-12	21.5
Jeremy Mincey	2007-13	20.0

## SCORING

PLAYER	YEARS	TD	TDR	TDP	TDRt	PAT	FG	2PT	POINTS
Josh Scobee	2004-14	0	0	0	0	317	235	0	1,022
Mike Hollis	1995-2001	0	0	0	0	239	175	0	764
Maurice Jones-Drew	2006-13	81	68	11	2	0	0	0	486
Fred Taylor	1998-2008	70	62	8	0	0	0	2	424
Jimmy Smith	1995-2005	69	0	67	2	0	0	2	418
James Stewart	1995-99	38	33	5	0	0	0	0	228
Keenan McCardell	1996-2001	30	0	30	0	0	0	5	190
Mercedes Lewis	2006-14	27	0	27	0	0	0	0	162
Stacey Mack	1999-2002	20	19	1	0	0	0	0	120
Reggie Williams	2004-08	18	0	18	0	0	0	2	112
David Garrard	2002-10	17	17	0	0	0	0	3	108

## PUNT RETURN AVERAGE

PLAYER	YEARS	NO	FC	YARDS	AVG	LG	TD
Bobby Shaw	2002	25	17	310	12.4	69t	1
Brian Witherspoon	2008-09	24	12	270	11.3	42	0
David Allen	2003-04	42	17	468	11.1	52	0
Chris Hudson	1995-98	32	12	348	10.9	60	0
Reggie Barlow	1997-2000	146	61	1,581	10.8	85t	2
Desmond Howard	1995	24	8	246	10.3	40	0
Mike Thomas	2009-12	75	17	620	8.3	78t	1

## KICK RETURN AVERAGE

PLAYER	YEARS	NO	YARDS	AVG	LG	TD
Maurice Jones-Drew	2006-13	79	2,054	26.0	100t	2
Jordan Todman	2012-14	68	1,762	25.9	59	0
Deji Karim	2010-11	77	1,900	24.7	65	0
Mike Thomas	2009-12	28	678	24.2	43	0
Derrick Wimbrush	2005-06	47	1,136	24.2	91t	1
Brian Witherspoon	2008-09	76	1,818	23.9	51	0
Shyrone Stith	2000	33	785	23.8	47	0
Mike Logan	1997-2000	29	675	23.4	53	0
Reggie Barlow	1997-2000	70	1,634	23.3	92t	1

## DEFENSE - INTERCEPTIONS

PLAYER	YEARS	NO	YARDS	AVG	LG	TD
Rashean Mathis	2003-12	30	512	17.1	72t	3
Aaron Beasley	1996-2001	15	279	18.6	93t	2
Donovin Darius	1998-2006	14	189	13.5	39	0
Derek Cox	2009-12	12	38	3.2	16	0
Chris Hudson	1995-98	8	61	7.6	23	0
Mike Peterson	2003-08	8	89	11.1	26t	1

## DEFENSE - TACKLES

PLAYER	YEARS	TACKLES
Daryl Smith	2004-12	1,089
Donovin Darius	1998-2006	858
Mike Peterson	2003-08	837
Kevin Hardy	1996-2001	789
Paul Posluszny	2011-14	653
John Henderson	2002-09	563
Rashean Mathis	2003-12	554
Akin Ayodele	2002-05	489
Bryan Schwartz	1995-97	487
Tony Brackens	1996-2003	469
Marcus Stroud	2001-07	457



# 1995 STATISTICS (4-12)



HEAD COACH: TOM COUGHLIN

STANDINGS: FIFTH IN AFC CENTRAL

DATE	OPPONENT	SCORE	W/L	ATT
Sept. 3	HOUSTON	3-10	L	72,363
Sep. 10	at Cincinnati	17-24	L	48,318
Sep. 17	at N.Y. Jets	10-27	L	49,970
Sep. 24	GREEN BAY	14-24	L	66,744
Oct. 1	at Houston	17-16	W	36,346
Oct. 8	PITTSBURGH	20-16	W	72,042
Oct. 15	CHICAGO	27-30	L	72,020
Oct. 22	at Cleveland	23-15	W	64,405
Oct. 29	at Pittsburgh	7-24	L	54,516
Nov. 5	Open date			
Nov. 12	SEATTLE	30-47	L	71,290
Nov. 19	at Tampa Bay	16-17	L	71,629
Nov. 26	CINCINNATI	13-17	L	68,249
Dec. 3	at Denver	23-31	L	72,231
Dec. 10	INDIANAPOLIS	31-41	L	66,099
Dec. 17	at Detroit	0-44	L	70,204
Dec. 24	CLEVELAND	24-21	W	66,007

	JAX	OPP
TOTAL FIRST DOWNS	283	320
Rushing	100	121
Passing	154	177
Penalty	29	22
3rd Down: Made/Att.	74/205	107/222
3rd Down Pct.	36.1	48.2
4th Down: Made/Att.	6/15	10/16
4th Down Pct.	40.0	62.5
POSSESSION AVG.	28:37	31:23
TOTAL NET YARDS	4,495	5,515
Average Per Game	280.9	344.7
Total Plays	962	1,030
Average Per Play	4.7	5.4
NET YARDS RUSHING	1,705	2,003
Average Per Game	106.6	125.2
Total Rushes	410	504
NET YARDS PASSING	2,790	3,512
Average Per Game	174.4	219.5
Sacked/Yards Lost	57/354	17/72
Gross Yards	3,144	3,584
Att./Comp.	495/275	509/304
Completion Pct.	55.6	59.7
Had Intercepted	15	13
PUNTS/AVERAGE	82/43.8	61/42.0
NET PUNTING AVG.	38.6	36.1
PENALTIES/YARDS	121/970	102/958
FUMBLES/BALL LOST	23/13	22/11
TOUCHDOWNS	31	46
Rushing	9	17
Passing	19	28
Returns	3	1

BY PERIODS	1	2	3	4	OT	PTS
Jaguars	64	67	28	116	0	275
Opponents	75	138	91	100	0	404

SCORING	TDR	PA	RT	PAT	FG	S	TP	
Hollis	0	0	0	27/28	20/27	0	87	
Jackson	5	0	5	0	0	0	32	
Smith	5	0	3	2	0	0	30	
Brunell	4	4	0	0	0	0	24	
Givins	3	0	3	0	0	0	18	
Stewart	3	2	1	0	0	0	18	
Tillman	3	0	3	0	0	0	18	
Dunbar	2	2	0	0	0	0	12	
Mitchell	2	0	2	0	0	0	12	
Christopherson	1	0	0	0	0	0	6	
Howard	1	0	1	0	0	0	6	
Jordan	1	0	1	0	0	0	6	
Washington	1	0	1	0	0	0	6	
Jaguars	31	9	19	3	27/28	20/27	0	275
Opponents	46	17	28	1	145/45	27/31	1	404

RUSHING	NO	YDS	AVG	LG	TD
Stewart	137	525	3.8	22	2
Brunell	67	480	7.2	27t	4
Dunbar	110	361	3.3	26	2
Maston	41	186	4.5	21	0
Jordan	21	62	3.0	10	0
Beuerlein	5	32	6.4	13	0
Cobb	9	18	2.0	5	0
Johnson	3	17	5.7	7	0
Christopherson	16	16	1.0	10	1
Howard	1	8	8.0	8	0
Jaguars	410	1,705	4.2	27t	9
Opponents	504	2,003	4.0	86t	17

RECEIVING	NO	YDS	AVG	LG	TD
Jackson	53	589	11.1	45	5
Mitchell	41	527	12.9	35	2
Tillman	30	368	12.3	28	3
Givins	29	280	9.7	18	3
Howard	26	276	10.6	24	1
J. Smith	22	288	13.1	33	3
Stewart	21	190	9.0	38	1
Maston	18	131	7.3	19	0
Griffith	16	243	15.2	39	0
Marsh	7	127	18.1	34	0
Jordan	5	89	17.8	71t	1
Keith	3	20	6.7	9	0
Dunbar	2	11	5.5	8	0
Laro	1	6	6.0	6	0
Christopherson	1	-1	-1.0	-1	0
Jaguars	275	3,144	11.4	71t	19
Opponents	304	3,584	11.8	68t	28

INTERCEPTIONS	NO	YDS	AVG	LG	TD
Colon	3	46	15.3	41	0
Williams	2	19	9.5	16	0
Goganious	2	11	5.5	6	0
Washington	1	48	48.0	48t	1
Carrington	1	17	17.0	17	0
Smeenge	1	12	12.0	12	0
Grow	1	2	2.0	2	0
Clark	1	0	0.0	0	0
Dumas	1	0	0.0	0	0
Jaguars	13	155	11.9	48t	1
Opponents	15	178	11.9	45	0

PUNTING	NO	YDS	AVG	NET	TB	IN	LG	B
Barker	82	3,591	43.8	38.6	5	19	63	0
Jaguars	82	3,591	43.8	38.6	5	19	63	0
Opponents	61	2,564	42.0	36.1	6	30	58	1

PUNT RET.	NO	FC	YDS	AVG	LG	TD
Howard	24	8	246	10.3	40	0
Givins	2	0	-7	-3.5	-1	0
Tillman	2	0	6	3.0	9	0
Jackson	1	0	-2	-2.0	-2	0
Jaguars	29	8	243	8.4	40	0
Opponents	45	11	323	7.2	25	0

KICKOFF RET.	NO	YDS	AVG	LG	TD
J. Smith	24	540	22.5	89t	1
Jackson	19	404	21.3	47	0
Marsh	15	323	21.5	39	0
Howard	10	178	17.8	24	0
Dunbar	2	32	16.0	21	0
Jordan	2	41	20.5	21	0
Griffith	1	9	9.0	9	0
Maston	1	5	5.0	5	0
Jaguars	74	1,532	20.7	94t	1
Opponents	54	1,278	23.7	95t	1

2-point conversions: W. Jackson, Jaguars 1-3. Opponents 0-1

FGS	1-19	20-29	30-39	40-49	50+
Hollis	0/0	7/9	7/8	4/7	2/3
Jaguars	0/0	7/9	7/8	4/7	2/3
Opponents	2/2	10/10	9/9	5/8	1/2

Hollis: (36N, 26G), (29G), (34G), ( ), (22G), (53G, 32G), (47N, 49G, 40G, 54N), (31G), ( ), (26G, 50G, 29G), (22G), (41N, 47B, 36G, 39G), (47G), (27B, 37G), (27N), (42G, 21G, 34G)

Opponents: (19G), (42G, 48N), (21G, 48G), (47N, 49G), (29G, 53G, 32G, 52N), (41G, 19G, 22G), (25G, 21G, 20G), (36G, 29G, 21G), (36G), (25G), (33G), (31G), (38G), (22G, 44G), (38G, 39G, 33G), (40N)

### SACKS

Smeenge 4.0, Davey 3.0, Lageman 3.0, Logan 3.0, Mayfield 1.5, Pritchett 1.5, Frase 1.0, Jaguars 17. Opponents 57.

### TACKLES (Solo, Assists, Total)

Schwartz (88-73-161), Goganious (59-73-132), Pritchett (50-51-101), Colon (58-22-80), J. Williams (49-30-79), Davey (39-36-75), Smeenge (40-33-73), V. Clark (59-10-69), Washington (57-8-65), Lageman (35-20-55), Dumas (36-18-54), M. Williams (26-23-49), T. Davis (30-11-41), Thomas (32-7-39), Mayfield (18-16-34), McManus (15-16-31), Frase (16-13-29), Carrington (14-4-18), Logan (10-6-16), Grow (4-5-9), Stephens (3-6-9), Carter (3-5-8), Sheppard (6-1-7), Hall (5-1-6), Green (4-2-6), R. Clark (1-4-5), Miller (0-2-2), Thompson (0-2-2)

### USUAL STARTING LINEUP

#### OFFENSE

- WR Ernest Givins (9)
- Jimmy Smith (4)
- LT Tony Boselli (12)
- LG Shawn Bouwens (9)
- Jeff Novak (7)
- C Dave Widell (16)
- RG Tom Myslinski (9)
- Ben Coleman (5)
- RT Brian DeMarco (16)
- TE Rich Griffith (15)
- Pete Mitchell (5)
- WR Willie Jackson (10)
- Desmond Howard (6)
- QB Mark Brunell (10)
- Steve Beuerlein (6)
- RB James Stewart (8)
- Vaughn Dunbar (6)
- FB Le'Shai Maston (10)

#### DEFENSE

- LE Joel Smeenge (11)
- LT Kelvin Pritchett (16)
- RT Don Davey (12)
- RE Jeff Lageman (11)
- Paul Frase (5)
- SLB Keith Goganious (10)
- James Williams (6)
- MLB Bryan Schwartz (9)
- Keith Goganious (5)
- WLB Mark Williams (10)
- Joel Smeenge (4)
- LCB Vinnie Clark (16)
- RCB Mickey Washington (16)
- LS Harry Colon (11)
- Travis Davis (5)
- RS Mike Dumas (8)
- Harry Colon (5)

PASSING	ATT	CMP	PCT	YARDS	YDS/ATT	TD	INT	LG	SK/YDS	RATING
Brunell	346	201	58.1	2,168	6.27	15	7	45	39/238	82.6
Beuerlein	142	71	50.0	952	6.70	4	7	71t	17/103	60.5
Johnson	7	3	42.9	24	3.43	0	1	19	1/13	12.5
Jaguars	495	275	55.6	3,144	6.35	19	15	71t	57/354	75.0
Opponents	509	304	59.7	3,584	7.04	28	13	68t	17/72	88.9





# 1996 STATISTICS (9-7)



HEAD COACH: TOM COUGHLIN

POSTSEASON: 2-1

STANDINGS: FIFTH IN AFC CENTRAL

DATE	OPPONENT	SCORE	W/L	ATT
Sep. 1	PITTSBURGH	24-9	W	70,210
Sep. 8	HOUSTON	27-34	L	66,468
Sep. 15	at Oakland	3-17	L	46,291
Sep. 22	at New England	(OT)25-28	L	59,446
Sep. 29	CAROLINA	24-14	W	71,537
Oct. 6	at New Orleans	13-17	L	34,231
Oct. 13	N.Y. JETS	21-17	W	65,699
Oct. 20	at St. Louis	14-17	L	60,066
Oct. 27	at Cincinnati	21-28	L	45,890
Nov. 3	Open date			
Nov. 10	BALTIMORE	30-27	W	64,628
Nov. 17	at Pittsburgh	3-28	L	58,879
Nov. 24	at Baltimore (OT)	28-25	W	57,384
Dec. 1	CINCINNATI	30-27	aW	57,408
Dec. 8	at Houston	23-17	W	20,196
Dec. 15	SEATTLE	20-13	W	66,134
Dec. 22	ATLANTA	19-17	W	71,449
Dec. 28	at Buffalo	30-27	W	70,213
Jan. 4	at Denver	30-27	W	75,678
Jan. 12	at New England	6-20	L	60,190

	JAX	OPP
TOTAL FIRST DOWNS	325	316
Rushing	90	110
Passing	208	181
Penalty	27	25
3rd Down: Made/Att.	87/208	93/211
3rd Down Pct.	41.8	44.1
4th Down: Made/Att.	5/8	3/8
4th Down Pct.	62.5	37.5
POSSESSION AVG.	31:18	28:42
TOTAL NET YARDS	5,760	5,095
Average Per Game	360.0	318.4
Total Plays	1,038	993
Average Per Play	5.5	5.1
NET YARDS RUSHING	1,650	1,781
Average Per Game	103.1	111.3
Total Rushes	431	447
NET YARDS PASSING	4,110	3,314
Average Per Game	256.9	207.1
Sacked/Yards Lost	50/257	37/237
Gross Yards	4,367	3,551
Att./Comp.	557/353	509/291
Completion Pct.	63.4	57.2
Had Intercepted	20	13
PUNTS/AVERAGE	69/43.7	71/42.0
NET PUNTING AVG.	69/35.6	71/34.5
PENALTIES/YARDS	127/1006	97/800
FUMBLES/BALL LOST	29/10	26/14
TOUCHDOWNS	33	37
Rushing	13	9
Passing	19	24
Returns	1	4

BY PERIODS	1	2	3	4	OT	PTS
Jaguars	68	80	80	94	3	325
Opponents	70	117	65	80	3	335

SCORING TD	RU	PA	RT	PAT	FG	S	TP
Hollis	0	0	0	0	0	27/30	36
Stewart	10	8	2	0	0	0	60
Smith	7	0	7	0	0	0	42
Brunell	3	3	0	0	0	0	22
McCardell	3	0	3	0	0	0	22
Jackson	3	0	3	0	0	0	20
Means	3	2	1	0	0	0	18
Rison	2	0	2	0	0	0	12
Mitchell	1	0	1	0	0	0	6
Washington	1	0	0	1	0	0	6
Jaguars	33	13	19	127	27/30	36	0325
Opponents	37	9	24	433	35/26	34	0335

RUSHING	NO	YDS	AVG	LG	TD
Stewart	190	723	3.8	34	8
Means	152	507	3.3	35	2
Brunell	80	396	5.0	33	3
Maston	8	22	2.8	7	0
Jackson	1	2	2.0	2	0
Jaguars	431	1,650	3.8	35	13
Opponents	447	1,781	4.0	76	9

RECEIVING	NO	YDS	AVG	LG	TD
McCardell	85	1,129	13.3	52	3
Smith	83	1,244	15.0	62	7
Mitchell	52	575	11.1	30	1
Rison	34	458	13.5	61t	2
Jackson	33	486	14.7	58	3
Stewart	30	177	5.9	21t	2
Brown	17	141	8.3	16	0
Means	7	45	6.4	11t	1
Maston	6	54	9.0	17	0
Griffith	5	53	10.6	18	0
Hallock	1	5	5.0	5	0
Jaguars	353	4,367	12.4	62	19
Opponents	291	3,551	12.2	63t	24

INTERCEPTIONS	NO	YDS	AVG	LG	TD
Hudson	2	25	12.5	21	0
Hardy	2	19	9.5	13	0
Thomas	2	7	3.5	8	0
Davis	2	0	0.0	0	0
Brackens	1	27	27.0	27	0
Hall	1	20	20.0	20	0
Clark	1	15	15.0	15	0
Washington	1	1	1.0	1	0
Beasley	1	0	0.0	0	0
Jaguars	13	114	8.8	27	0
Opponents	20	370	18.5	92t	3

PUNTING	NO	YDS	AVG	NET	TB	IN	LG	B
Barker	69	3,016	43.7	35.6	8	16	62	0
Jaguars	693	01643	7.35	6	8	16	62	0
Opponents	712	9794	2.03	4.5	9	19	70	0

PUNT RET.	NO	FC	YDS	AVG	LG	TD
Hudson	32	12	348	10.9	60	0
McCardell	1	1	2	2.0	2	0
Thomas	1	0	1	1.0	1	0
Jaguars	34	13	351	10.3	60	0
Opponents	44	7	400	9.1	40	0

KICKOFF RET.	NO	YDS	AVG	LG	TD
Jordan	26	553	21.3	73	0
Brooks	17	412	24.2	36	0
Bullard	7	157	22.4	36	0
Jackson	7	149	21.3	27	0
Bell	6	119	19.8	28	0
Griffith	2	24	12.0	16	0
Maston	2	49	24.5	29	0
Jaguars	67	1,463	21.8	73	0
Opponents	71	1,674	23.6	62	0

2-point conversions: Brunell 2, McCardell 2, Jackson 1, Jaguars 5-6. Opponents 1-2

FGS	1-19	20-29	30-39	40-49	50+
Hollis	2/2	9/9	12/14	5/8	2/3
Jaguars	2/2	9/9	12/14	5/8	2/3
Opponents	0/0	16/16	5/7	5/10	0/1

Hollis: (52G), (38G, 37G, 31N), (33G), (42N, 27G), (53G), (48N, 36G, 19G), (35G, 40G), (1), (1), (23G, 33G, 24G), (40G), (29G, 41N, 34G), (25G, 46G, 40G, 39G, 39G, 20G), (51N, 24G, 38G, 31G), (36G, 19G, 39G), (23G, 26G, 22G, 42G). Opponents: (48G, 29G, 23G), (32G, 29G), (32G), (23G, 30G, 29G, 44N, 41G, 40G), (45N), (27G), (20G, 36N), (25G), (1), (21G, 21G), (51N), (21G, 29G, 41G, 33G, 49N), (42B, 22G, 34G), (44N, 27G), (27G, 24G), (46G, 30N)

SACKS  
Simmons 7.5, Brackens 7.0, Hardy 5.5, Smeenge 5.0, Lageman 4.5, Pritchett 2.0, Beasley 1.0, Jurkovic 1.0, Robinson 1.0, Davey 0.5, T. Davis 0.5, Hudson 0.5, Jaguars 37, Opponents 50.

TACKLES (Solo, Assists, Total)  
Robinson (67-98-165), Hardy (65-65-130), McManus (57-62-119), Washington (65-9-74), Jurkovic (39-33-72), Simmons (25-41-66), Brackens (43-22-65), T. Davis (40-25-65), Hudson (50-14-64), Lageman (46-16-64), Hall (42-18-60), Davey (26-34-60), Smeenge (20-23-43), Schwartz (20-22-42), Pritchett (17-22-39), Thomas (33-3-36), Massey (30-4-34), Beasley (25-6-31), Clark (15-1-16), Boyer (3-4-7), Frase (1-6-7), Logan (4-0-4), Brooks (4-0-4), Bell (2-1-3), A. Davis (0-2-2)

### USUAL STARTING LINEUP

- OFFENSE**  
WR Andre Rison (9)  
Jimmy Smith (7)  
LT Tony Boselli (16)  
LG Ben Coleman (16)  
C Dave Widell (14)  
RG Brian DeMarco (9)  
Rich Tylski (7)  
RT Leon Searcy (16)  
TE Derek Brown (14)  
Pete Mitchell (7)  
WR Keenan McCardell (15)  
QB Mark Brunell (16)  
RB James Stewart (11)  
Natrone Means (4)  
FB Le'Shai Maston (8)

- DEFENSE**  
LE Joel Smeenge (10)  
Jeff Lageman (6)  
LT Don Davey (11)  
RT John Jurkovic (14)  
RE Clyde Simmons (13)  
SLB Kevin Hardy (15)  
MLB Tom McManus (11)  
WLB Eddie Robinson (15)  
LCB Aaron Beasley (5)  
Dave Thomas (5)  
Vinnie Clark (4)  
RCB Mickey Washington (16)  
LS Dana Hall (9)  
Travis Davis (7)  
RS Chris Hudson (16)

PASSING	ATT	CMP	PCT	YARDS	YDS/ATT	TD	INT	LG	SK/YDS	RATING
Brunell	557	353	63.4	4,367	7.84	19	20	62	50/257	84.0
Jaguars	557	353	63.4	4,367	7.84	19	20	62	50/257	84.0
Opponents	509	291	57.2	3,551	6.98	24	13	63t	37/237	83.9



# 1997 STATISTICS (11-5)



HEAD COACH: TOM COUGHLIN

POSTSEASON: 0-1

STANDINGS: SECOND IN AFC CENTRAL

DATE	OPPONENT	SCORE	W/L	ATT
Aug. 31	at Baltimore	28-27	W	61,018
Sep. 7	NY GIANTS	40-13	W	70,581
Sept. 14	Open date			
Sep. 22	PITTSBURGH	30-21	W	73,016
Sep. 28	at Washington	12-24	L	74,421
Oct. 5	CINCINNATI	21-13	W	67,128
Oct. 12	PHILADELPHIA	38-21	W	69,150
Oct. 19	at Dallas	22-26	L	64,464
Oct. 26	at Pittsburgh (OT)	17-23	L	57,011
Nov. 2	at Tennessee	30-24	W	27,208
Nov. 9	KANSAS CITY	24-10	W	70,444
Nov. 16	TENNESSEE	17-9	W	70,070
Nov. 23	at Cincinnati	26-31	L	55,158
Nov. 30	BALTIMORE	29-27	W	63,712
Dec. 7	NEW ENGLAND	20-26	L	73,446
Dec. 14	at Buffalo	20-14	W	41,231
Dec. 21	at Oakland	20-9	W	40,032
Dec. 27	at Denver	17-42	L	74,481

	JAX	OPP
TOTAL FIRST DOWNS	308	318
Rushing	103	107
Passing	187	190
Penalty	18	21
3rd Down: Made/Att.	82/209	102/226
3rd Down Pct.	39.2	45.1
4th Down: Made/Att.	5/12	12/23
4th Down Pct.	41.7	52.2
POSSESSION AVG.	29:40	30:20
TOTAL NET YARDS	5,424	5,238
Average Per Game	339.0	327.4
Total Plays	998	1,035
Average Per Play	5.4	5.1
NET YARDS RUSHING	1,720	1,734
Average Per Game	107.5	108.4
Total Rushes	454	455
NET YARDS PASSING	3,704	3,504
Average Per Game	231.5	219.0
Sacked/Yards Lost	40/218	48/331
Gross Yards	3,922	3,835
Att./Comp.	504/313	532/320
Completion Pct.	62.1	60.2
Had Intercepted	9	14
PUNTS/AVERAGE	66/44.9	73/41.9
NET PUNTING AVG.	66/38.8	73/34.4
PENALTIES/YARDS	110/914	90/800
FUMBLES/BALL LOST	17/11	26/15
TOUCHDOWNS	43	39
Rushing	20	12
Passing	20	24
Returns	3	3

BY PERIODS	1	2	3	4	OT	PTS
Jaguars	117	111	66	100	0	394
Opponents	65	91	58	98	6	318

SCORING	TD	RU	PA	RT	PAT	FG	S	TP
Hollis	0	0	0	0	0	0	0	0
Means	9	9	0	0	0	0	0	54
Stewart	9	8	1	0	0	0	0	54
McCardell	5	0	5	0	0	0	0	30
Mitchell	4	0	4	0	0	0	0	24
Smith	4	0	4	0	0	0	0	24
Jackson	2	0	2	0	0	0	0	14
Brunell	2	2	0	0	0	0	0	12
Hudson	2	0	0	2	0	0	0	12
Jones	2	0	2	0	0	0	0	12
Barlow	1	0	0	1	0	0	0	6
Brown	1	0	1	0	0	0	0	6
Hallock	1	0	1	0	0	0	0	6
Johnson	1	1	0	0	0	0	0	6
Jaguars	43	20	20		341/4131	36/0	394	
Opponents	39	12	24		331/3217	25/0	318	

RUSHING	NO	YDS	AVG	LG	TD
Means	244	823	3.4	20	9
Stewart	136	555	4.1	33	8
Brunell	48	257	5.4	15	2
Johnson	10	34	3.4	25t	1
Hallock	4	21	5.3	11	0
Jackson	3	14	4.7	13	0
Matthews	1	10	10.0	10	0
Shelton	6	4	0.7	2	0
Jordan	1	2	2.0	2	0
Barker	1	0	0.0	0	0
Jaguars	454	1,720	3.8	33	20
Opponents	455	1,734	3.8	30	12

RECEIVING	NO	YDS	AVG	LG	TD
McCardell	85	1,164	13.7	60	5
Smith	82	1,324	16.1	75	4
Stewart	41	336	8.2	40	1
Mitchell	35	380	10.9	33	4
Hallock	18	131	7.3	23	1
Jackson	17	206	12.1	45	2
Means	15	104	6.9	21	0
Brown	8	84	10.5	21	1
Jones	5	87	17.4	26t	2
Barlow	5	74	14.8	29	0
Hall	1	22	22.0	22	0
Moore	1	10	10.0	10	0
Jaguars	313	3,922	12.5	75	20
Opponents	320	3,835	12.0	64t	24

INTERCEPTIONS	NO	YDS	AVG	LG	TD
Figures	5	48	9.6	32	0
Hudson	3	26	8.7	23	0
Thomas	2	34	17.0	23	0
Davis	1	23	23.0	23	0
Kopp	1	9	9.0	9	0
Beasley	1	5	5.0	5	0
Robinson	1	0	0.0	0	0
Jaguars	14	145	10.4	32	0
Opponents	9	184	20.4	47t	2

PUNTING	NO	YDS	AVG	NET	TB	IN	LG	B
Barker	66	2,964	44.9	38.8	8	27	64	0
Jaguars	65	2,964	44.9	38.8	8	27	64	0
Opponents	73	3,060	41.9	34.4	7	20	72	1

PUNT RET.	NO	FC	YDS	AVG	LG	TD
Barlow	36	16	412	11.4	52	0
Jaguars	36	16	412	11.4	52	0
Opponents	29	7	241	8.3	25	0

KICKOFF RET.	NO	YDS	AVG	LG	TD
Jackson	32	653	20.4	38	0
Barlow	10	267	26.7	92t	1
Logan	10	236	23.6	39	0
Mitchell	2	17	8.5	12	0
Davis	1	9	9.0	9	0
Hallock	1	6	6.0	6	0
Moore	1	36	36.0	36	0
Parker	1	9	9.0	9	0
Jaguars	58	1,233	21.3	92t	1
Opponents	77	1,730	22.5	85	0

2-point conversions: Jackson 1, Jaguars 1-2, Opponents 1-6

FGS	1-19	20-29	30-39	40-49	50+
Hollis	2/2	12/14	8/9	7/9	2/2
Jaguars	2/2	12/14	8/9	7/9	2/2
Opponents	1/1	3/3	9/12	4/8	0/1

Hollis: (43N), (29G, 52G, 35N, 42G), (29N, 20G, 45G, 38N, 27G), (30G, 42G, 25G, 47G), (27N), (38G), (0), (20G), (30G, 30G, 37G), (52G), (23G), (21G, 35G, 29G, 25G), (41G, 42G, 31G, 29G, 22G), (44N), (19G, 47G), (19G, 23G)  
Opponents: (33G, 25G), (0), (40B), (33N, 41G), (0), (43N), (37G, 21G, 63N), (19G), (33N, 36G, 41N), (45G), (41N, 35G), (20G), (0), (44G, 41G, 33G, 39G, 32N), (38G, 31G), (33G)

**SACKS**  
Simmons 8.5, Brackens 7.0, Smeenge 6.5, Lageman 5.0, Davey 3.0, Pritchett 3.0, Hardy 2.5, Wynn 2.5, Davis 2.0, Robinson 2.0, Boyer 1.5, Hamilton 1.0, Kopp 1.0, Tualo 1.0, Schwartz 0.5, Jaguars 48, Opponents 40.

**TACKLES (Solo, Assists, Total)**  
Schwartz (69-96-165), Robinson (70-91-161), T. Davis (88-28-116), Thomas (75-13-88), Hudson (61-19-80), Hardy (34-39-73), Simmons (31-40-71), Figures (60-3-63), Brackens (36-26-62), Wynn (25-35-60), Lageman (26-30-56), Smeenge (25-30-55), Davey (16-38-54), Pritchett (20-24-44), Boyer (27-16-43), Payne (13-19-32), Beasley (26-5-31), Tualo (12-14-26), Kopp (7-7-14), Hall (11-3-14), Devine (7-1-0), Jurkovic (4-2-0), White (3-3-6), Logan (5-0-5), Hamilton (2-1-3), Brooks (1-1-2), Parker (0-1-1)

### USUAL STARTING LINEUP

- OFFENSE**  
WR Jimmy Smith (16)  
LT Tony Boselli (12)  
LG Ben Coleman (12)  
C Dave Widell (12)  
Michael Cheever (4)  
RG Rich Tylski (11)  
Brian DeMarco (5)  
RT Leon Searcy (16)  
TE Pete Mitchell (12)  
Derek Brown (8)  
WR Keenan McCardell (16)  
QB Mark Brunell (14)  
RB Natrone Means (11)  
James Stewart (5)  
FB Ty Hallock (7)

- DEFENSE**  
LE Jeff Lageman (16)  
LT Renaldo Wynn (8)  
Kelvin Pritchett (5)  
RT Don Davey (10)  
Seth Payne (5)  
RE Clyde Simmons (13)  
SLB Kevin Hardy (11)  
MLB Bryan Schwartz (16)  
WLB Eddie Robinson (13)  
LCB Dave Thomas (9)  
Aaron Beasley (7)  
RCB Deon Figures (9)  
Dave Thomas (7)  
LS Travis Davis (16)  
RS Chris Hudson (16)

PASSING	ATT	CMP	PCT	YARDS	YDS/ATT	TD	INT	LG	SK/YDS	RATING
Brunell	435	264	60.7	3,281	7.54	18	7	75	33/189	91.2
Matthews	40	26	65.0	275	6.88	0	0	43	1/0	84.9
Johnson	28	22	78.6	344	12.29	2	2	40	6/29	111.9
Barker	1	1	100.0	22	22.0	0	0	22	0/0	118.8
Jaguars	504	313	62.1	3,922	7.78	20	9	75	40/218	92.0
Opponents	532	320	60.2	3,835	7.21	24	14	64t	48/331	86.3





# 1998 STATISTICS (11-5)



HEAD COACH: TOM COUGHLIN

POSTSEASON: 1-1

STANDINGS: FIRST IN AFC CENTRAL

DATE	OPPONENT	SCORE	W/L	ATT
Sep. 6	at Chicago	24-23	W	55,614
Sep. 13	KANSAS CITY	21-16	W	69,821
Sep. 20	BALTIMORE	24-10	W	67,069
Sep. 27	at Tennessee	27-22	W	34,656
Oct. 4	Open date			
Oct. 12	MIAMI	28-21	W	74,051
Oct. 18	at Buffalo	16-17	L	77,635
Oct. 25	at Denver	24-37	L	75,217
Nov. 1	at Baltimore	45-19	W	68,915
Nov. 8	CINCINNATI	24-11	W	67,040
Nov. 15	TAMPA BAY	29-24	W	72,974
Nov. 22	at Pittsburgh	15-30	L	59,124
Nov. 29	at Cincinnati	34-17	W	55,432
Dec. 6	DETROIT	37-22	W	70,717
Dec. 13	TENNESSEE	13-16	L	65,657
Dec. 20	at Minnesota	10-50	L	64,363
Dec. 28	PITTSBURGH	21-3	W	74,143
Jan. 3	NEW ENGLAND	25-10	W	71,139
Jan. 10	at N.Y. Jets	24-34	L	78,817

	JAX	OPP
TOTAL FIRST DOWNS	287	309
Rushing	111	108
Passing	153	178
Penalty	23	23
3rd Down: Made/Att	94/220	81/222
3rd Down Pct.	42.7	36.5
4th Down: Made/Att	4/8	10/20
4th Down Pct.	50.0	50.0
POSSESSION AVG.	28:59	31:01
TOTAL NET YARDS	5,214	5,559
Avg. Per Game	325.9	347.4
Total Plays	989	1,057
Avg. Per Play	5.3	5.3
NET YARDS RUSHING	2,102	2,000
Avg. Per Game	131.4	125.0
Total Rushes	487	450
NET YARDS PASSING	3,112	3,559
Avg. Per Game	194.5	222.4
Sacked/Yards Lost	39/231	30/209
Gross Yards	3,343	3,768
Att./Comp.	463/269	577/325
Completion Pct.	58.1	56.3
Had Intercepted	12	13
PUNTS/AVERAGE	85/45.0	78/43.5
NET PUNTING AVG.	85/38.5	78/34.0
PENALTIES/YARDS	121/898	109/953
FUMBLES/BALL LOST	18/8	25/17
TOUCHDOWNS	47	36
Rushing	19	9
Passing	24	23
Returns	4	4

BY PERIODS	1	2	3	4	OT	PTS
Jaguars	100	127	81	84	0	392
Opponents	42	138	53	105	0	338

SCORING	TD	RU	PA	RT	PAT	FG	S	TP
Hollis	0	0	0	0	0	0	0	108
Taylor	17	14	3	0	0	0	0	102
Smith	8	0	8	0	0	0	0	48
McCardell	6	0	6	0	0	0	0	38
Jones	4	0	4	0	0	0	0	24
Stewart	3	2	1	0	0	0	0	18
Mitchell	2	0	2	0	0	0	0	12
Banks	1	1	0	0	0	0	0	6
Barlow	1	0	0	1	0	0	0	6
Beasley	1	0	0	1	0	0	0	6
Darius	1	0	0	1	0	0	0	6
Quinn	1	1	0	0	0	0	0	6
Shelton	1	1	0	0	0	0	0	6
Whitted	1	0	0	1	0	0	0	6
Jaguars	47	19	24	4	44	52	26	0392
Opponents	36	9	23	4	30	30	35	0338

RUSHING	NO	YDS	AVG	LG	TD
Taylor	264	1,223	4.6	77t	14
Stewart	53	217	4.1	30	2
Brunell	49	192	3.9	18	0
Banks	26	140	5.4	51	1
Jones	39	121	3.1	21	0
Shelton	30	95	3.2	16	1
Quinn	11	77	7.0	17	1
Howard	7	16	2.3	5	0
Whitted	3	13	4.3	16	0
Martin	5	8	1.6	6	0
Jaguars	487	2,102	4.3	77t	19
Opponents	450	2,000	4.4	61	9

RECEIVING	NO	YDS	AVG	LG	TD
Smith	78	1,182	15.2	72t	8
McCardell	64	892	13.9	67t	6
Taylor	44	421	9.6	78t	3
Mitchell	38	363	9.6	38	2
Barlow	11	168	15.3	31	0
Shelton	10	79	7.9	19	0
Jones	8	90	11.3	31t	4
Stewart	6	42	7.0	19	1
Banks	4	20	5.0	10	0
Whitted	2	61	30.5	55	0
Jones	1	9	9.0	9	0
Moore	1	9	9.0	9	0
Crockett	1	4	4.0	4	0
Howard	1	3	3.0	3	0
Jaguars	269	3,343	12.4	78t	24
Opponents	325	3,768	11.6	79t	23

INTERCEPTIONS	NO	YDS	AVG	LG	TD
Beasley	3	35	11.7	34	0
Hudson	3	10	3.3	8	0
Hardy	2	40	20.0	24	0
Davis	2	34	17.0	34	0
Devine	1	0	0.0	0	0
Figures	1	0	0.0	0	0
Thomas	1	0	0.0	0	0
Jaguars	13	119	9.2	34	0
Opponents	12	216	18.0	78t	3

PUNTING	NO	YDS	AVG	NET	TB	IN	LG	B
Barker	853	824	45.0	38.5	11	28	65	0
Jaguars	853	824	45.0	38.5	11	28	65	0
Opponents	783	395	43.5	34.0	8	17	67	0

PUNT RET.	NO	FC	YDS	AVG	LG	TD
Barlow	43	14	555	12.9	85t	1
Logan	2	0	26	13.0	17	0
Jaguars	45	14	581	12.9	85t	1
Opponents	40	11	332	8.3	25	0

KICKOFF RET.	NO	YDS	AVG	LG	TD
Barlow	30	747	24.9	91	0
Logan	18	414	23.0	53	0
Banks	5	133	26.6	65	0
Jones	2	-1	-0.5	0	0
Mitchell	2	27	13.5	14	0
Fordham	1	0	0.0	0	0
Jones	1	21	21.0	21	0
McCardell	1	15	15.0	15	0
Sadowski	1	0	0.0	0	0
Moore	0	10	---	10	0
Jaguars	61	1,366	22.4	91	0
Opponents	76	1,858	24.4	88t	1

2-point conversions: McCardell, Jaguars 1-2, Opponents 1-6

FGS	1-19	20-29	30-39	40-49	50+
Hollis	1/1	8/10	8/9	4/5	0/1
Jaguars	1/1	8/10	8/9	4/5	0/1
Opponents	1/1	7/7	12/12	7/11	3/4

Hollis: (23G) (37N, 21N) (34G, 25B) (18G, 36G) (45N) (35G, 23G, 27G) (45G, 51N) (33G) (39G) (31G, 27G, 34G) () (23G, 47G) (44G, 43G, 30G) (21G, 29G) (25G) ()  
Opponents: (45G, 35G, 42N, 19G) (36G, 43G, 29G) (25G) (34G, 32G, 32G) (54N) (24G) (31G, 63G, 32G) () (50G) (34G) (38G, 29G, 41G) (42N, 30G) (47N, 34G, 24G, 45G) (28G, 30G, 41G) (48G, 53G, 44G) (47N, 24G)

**SACKS**  
Smeenge 7.5, Paup 6.5, Brackens 3.5, Pritchett 3.0, White 3.0, Smith 2.0, Hardy 1.5, Boyer 1.0, Wynn 1.0, Davis 0.5, Jurkovic 0.5, Jaguars 30, Opponents 39.

**TACKLES (Solo, Assists, Total)**  
Hardy (100-86-186), Schwartz (49-64-113), Paup (56-50-106), Darius (61-44-105), Beasley (70-16-86), Thomas (51-18-69), Smeenge (24-42-66), T. Davis (44-20-64), Hudson (44-20-64), Jurkovic (23-38-61), Wynn (25-33-58), McManus (17-32-49), Brackens (26-22-48), Figures (37-9-46), White (18-20-38), Pritchett (23-14-37), Logan (16-13-29), Boyer (11-15-26), F. Smith (9-17-26), Curry (4-11-15), Payne (5-8-13), Mason (5-4-9), Hamilton (2-3-5), Settles (3-1-4), McElmurry (2-1-3), Threats (1-1-2), Devine (1-0-1)

### USUAL STARTING LINEUP

#### OFFENSE

- WR Jimmy Smith (15)
- LT Tony Boselli (15)
- LG Ben Coleman (15)
- C Quentin Neujahr (16)
- RG Brian DeMarco (8)
- Rich Tylski (7)
- RT Leon Searcy (15)
- TE Pete Mitchell (16)
- Damon Jones (7)
- WR Keenan McCardell (15)
- QB Mark Brunell (14)
- RB Fred Taylor (12)
- FB Daimon Shelton (8)

#### DEFENSE

- LE Joel Smeenge (14)
- LT John Jurkovic (9)
- Kelvin Pritchett (5)
- RT John Jurkovic (7)
- Kelvin Pritchett (4)
- Renaldo Wynn (4)
- RE Tony Brackens (8)
- Renaldo Wynn (7)
- SLB Bryce Paup (16)
- MLB Bryan Schwartz (12)
- Tom McManus (4)
- WLB Kevin Hardy (16)
- LCB Aaron Beasley (15)
- RCB Dave Thomas (12)
- Deon Figures (4)
- LS Donovin Darius (13)
- RS Chris Hudson (13)

PASSING	ATT	CMP	PCT	YARDS	YDS/ATT	TD	INT	LG	SK/YDS	RATING
Brunell	354	208	58.8	2,601	7.35	20	9	78t	28/172	89.9
Quinn	64	34	53.1	387	6.05	2	3	64	9/49	62.4
Martin	45	27	60.0	355	7.89	2	0	67t	2/10	99.8
Jaguars	463	269	58.1	3,343	7.22	24	12	78t	39/231	87.1
Opponents	577	325	56.3	3,768	6.53	23	13	79t	30/209	80.1



# 1999 STATISTICS (14-2)



HEAD COACH: TOM COUGHLIN

POSTSEASON: 1-1

STANDINGS: FIRST IN AFC CENTRAL

DATE	OPPONENT	SCORE	W/L	ATT
Sep. 12	SAN FRANCISCO	41-3	W	68,678
Sep. 19	at Carolina	22-20	W	64,261
Sep. 26	TENNESSEE	19-20	L	61,502
Oct. 3	at Pittsburgh	17-3	W	57,308
Oct. 11	at N.Y. Jets	16-6	W	78,216
Oct. 17	CLEVELAND	24-7	W	62,047
Oct. 24	Open date			
Oct. 31	at Cincinnati	41-10	W	49,138
Nov. 7	at Atlanta	30-7	W	68,466
Nov. 14	BALTIMORE	6-3	W	67,391
Nov. 21	NEW ORLEANS	41-23	W	69,772
Nov. 28	at Baltimore	30-23	W	68,428
Dec. 2	PITTSBURGH	20-6	W	68,806
Dec. 13	DENVER	27-24	W	71,357
Dec. 19	at Cleveland	24-14	W	72,038
Dec. 26	at Tennessee	14-41	L	66,641
Jan. 2	CINCINNATI	24-7	W	70,532
Jan. 15	MIAMI	62-7	W	75,173
Jan. 23	TENNESSEE	14-33	L	75,206

	JAX	OPP
TOTAL FIRST DOWNS	331	248
Rushing	116	72
Passing	194	159
Penalty	21	17
3rd Down: Made/Att	92/230	72/215
3rd Down Pct.	40.0	33.5
4th Down: Made/Att	5/10	5/20
4th Down Pct.	50.0	25.0
POSSESSION AVG.	31:57	28:03
TOTAL NET YARDS	5,586	4,334
Avg. Per Game	349.1	270.9
Total Plays	1,085	951
Avg. Per Play	5.1	4.6
NET YARDS RUSHING	2,091	1,444
Avg. Per Game	130.7	90.3
Total Rushes	514	373
NET YARDS PASSING	3,495	2,890
Avg. Per Game	218.4	180.6
Sacked/Yards Lost	36/221	57/373
Gross Yards	3,716	3,263
Att./Comp.	535/320	521/291
Completion Pct.	59.8	55.9
Had Intercepted	11	19
PUNTS/AVERAGE	78/41.8	96/41.4
NET PUNTING AVG.	78/36.9	96/34.5
PENALTIES/YARDS	90/755	93/728
FUMBLES/BALL LOST	18/7	31/11
TOUCHDOWNS	42	24
Rushing	20	6
Passing	16	18
Returns	6	0

BY PERIODS	1	2	3	4	OT	PTS
Jaguars	61	109	103	123	0	396
Opponents	44	81	40	52	0	217

SCORING TD	RU	PA	RT	PAT	FG	S	TP
Hollis	0	0	0	037/37	31/38	0	130
J. Stewart	13	13	0	0	0	0	78
J. Smith	6	0	6	0	0	0	38
F. Taylor	6	6	0	0	0	0	36
McCardell	5	0	5	0	0	0	32
Jones	4	0	4	0	0	0	24
Beasley	2	0	0	2	0	0	12
Brady	1	0	1	0	0	0	8
Brunell	1	1	0	0	0	0	8
Barlow	1	0	0	1	0	0	6
Brackens	1	0	0	1	0	0	6
Craft	1	0	0	1	0	0	6
Whitted	1	0	0	1	0	0	6
Team	0	0	0	0	2	4	4
Smeenge	0	0	0	0	1	2	2
Jaguars	42	20	16	637/3731	38	3396	
Opponents	24	6	18	022/2217	18	0217	

RUSHING	NO	YDS	AVG	LG	TD
J. Stewart	249	931	3.7	44t	13
Taylor	159	732	4.6	52	6
Brunell	47	208	4.4	15	1
Banks	23	82	3.6	21	0
Howard	13	55	4.2	22	0
Mack	7	40	5.7	19	0
Fiedler	13	26	2.0	15	0
Whitted	1	9	9.0	9	0
Barker	1	6	6.0	6	0
Shelton	1	2	2.0	2	0
Jaguars	514	2,091	4.1	52	20
Opponents	373	1,444	3.9	46	6

RECEIVING	NO	YDS	AVG	LG	TD
J. Smith	116	1,636	14.1	62	6
McCardell	78	891	11.4	49	5
Brady	32	346	10.8	30	1
J. Stewart	21	108	5.1	19	0
Jones	19	221	11.6	31	4
Barlow	16	202	12.6	31	0
Banks	14	137	9.8	38	0
Shelton	12	87	7.3	13	0
Taylor	10	83	8.3	41	0
Howard	1	8	8.0	8	0
Wiegert	1	-3	-3.0	-3	0
Jaguars	320	3,716	11.6	62	16
Opponents	291	3,263	11.2	65t	18

INTERCEPTIONS	NO	YDS	AVG	LG	TD
Beasley	6	200	33.3	93t	2
Darius	4	37	9.3	29	0
Thomas	2	36	18.0	36	0
Brackens	2	16	8.0	16t	1
Bryant	2	0	0.0	0	0
McElmurry	1	26	26.0	26	0
Marts	1	10	10.0	10	0
Boyer	1	5	5.0	5	0
Jaguars	19	330	17.4	93t	3
Opponents	11	149	13.5	43	0

PUNTING	NO	YDS	AVG	NET	TB	IN	LG	B
Barker	783	26041	836.9	6	32	83	0	0
Jaguars	783	26041	836.9	6	32	83	0	0
Opponents	963	97641	434.5	10	21	75	1	1

PUNT RET.	NO	FC	YDS	AVG	LG	TD
Barlow	38	17	414	10.9	74t	1
McCardell	6	4	41	6.8	19	0
Logan	1	0	7	7.0	7	0
Jaguars	45	21	462	10.3	74t	1
Opponents	37	12	259	7.0	36	0

KICKOFF RET.	NO	YDS	AVG	LG	TD
Barlow	19	396	20.8	56	0
Whitted	8	187	23.4	98t	1
Mack	6	112	18.7	32	0
Banks	5	78	15.6	20	0
Jackson	3	58	19.3	23	0
McCardell	2	19	9.5	10	0
Chamblin	1	6	6.0	6	0
Logan	1	25	25.0	25	0
Shelton	1	0	0.0	0	0
Jones	0	0	---	---	0
Jaguars	46	881	19.2	98t	1
Opponents	64	1,474	23.0	66	0

2-point conversions: Brady, Brunell, McCardell, Smith, Jaguars 4-5, Opponents 0-2

FGS	1-19	20-29	30-39	40-49	50+
Hollis	0/0	12/13	8/9	10/15	1/1
Jaguars	0/0	12/13	8/9	10/15	1/1
Opponents	0/0	3/3	5/6	8/8	1/1

Hollis: (41G,32G,50G,42G) (36G,40G,31G,49N) (42G) (27G,41G) (32G,44G,21G) (20G,36G,24G) (43G,21G) (27G,48B,24G,34G) (28G,28G,41N) (45G,32G) () (25G,32G) (49G,23G) (49N,41G,48N) () (34N,27G,28N) Opponents: (42G) () (44G,48G) (48G) (33G,42G) () (29G) () (23G) (52G,39N) (46G,31G,33G) (40G,38G) (40G) () (30G,20G) ()

SACKS  
Brackens 12.0, Hardy 10.5, Walker 10.0, Smeenge 5.0, Boyer 4.0, Lake 3.5, L. Smith 3.0, Marts 2.0, Beasley 1.5, Payne 1.5, Wynn 1.5, Paup 1.0, Curry 0.5, Jaguars 57, Opponents 36.

TACKLES (Solo, Assists, Total)  
Hardy (87-66-153), Darius (68-47-115), Marts (66-46-112), Bryant (64-14-78), Brackens (47-29-76), Lake (56-15-71), Walker (34-37-71), Beasley (55-12-67), Payne (20-40-60), Smeenge (28-28-56), Paup (23-29-52), Boyer (23-20-43), Wynn (9-28-37), McElmurry (21-7-28), L. Smith (10-14-24), Thomas (12-3-15), Curry (4-6-10), McManus (5-4-9), Leroy (2-6-8), R. Stewart (3-5-8), Upshaw (4-4-8), Schwartz (3-3-6)

### USUAL STARTING LINEUP

- OFFENSE**  
WR Jimmy Smith (16)  
LT Tony Boselli (16)  
LG Ben Coleman (12)  
C John Wade (16)  
RG Zach Wiegert (12)  
Rich Tylski (8)  
RT Leon Searcy (16)  
TE Kyle Brady (12)  
Damon Jones (8)  
WR Keenan McCardell (15)  
QB Mark Brunell (15)  
RB Fred Taylor (9)  
James Stewart (7)  
FB Daimon Shelton (9)
- DEFENSE**  
LE Renaldo Wynn (10)  
Joel Smeenge (7)  
LT Gary Walker (16)  
RT Seth Payne (16)  
RE Tony Brackens (15)  
SLB Bryce Paup (14)  
MLB Lonnie Marts (16)  
WLB Kevin Hardy (16)  
LCB Fernando Bryant (16)  
RCB Aaron Beasley (16)  
SS Donovin Darius (16)  
FS Carnell Lake (16)

PASSING	ATT	CMP	PCT	YARDS	YDS/ATT	TD	INT	LG	SK/YDS	RATING
Brunell	441	259	58.7	3,060	6.94	14	9	62	29/174	82.0
Fiedler	94	61	64.9	656	6.98	2	2	25t	7/47	83.5
Jaguars	535	320	59.8	3,716	6.95	16	11	62	36/221	82.3
Opponents	521	291	55.9	3,263	6.26	18	19	65t	57/373	71.0





# 2000 STATISTICS (7-9)



HEAD COACH: TOM COUGHLIN

STANDINGS: FOURTH IN AFC CENTRAL

DATE	OPPONENT	SCORE	W/L	ATT
Sept. 3	at Cleveland	27-7	W	72,418
Sept. 10	at Baltimore	36-39	L	68,843
Sept. 17	CINCINNATI	13-0	W	45,653
Sept. 25	at Indianapolis	14-43	L	56,816
Oct. 1	PITTSBURGH	13-24	L	64,351
Oct. 8	BALTIMORE	10-15	L	65,194
Oct. 16	at Tennessee	13-27	L	68,498
Oct. 22	WASHINGTON	16-35	L	69,061
Oct. 29	at Dallas (OT)	23-17	W	63,554
Oct. 5	Open date			
Nov. 12	SEATTLE	21-28	L	68,063
Nov. 19	at Pittsburgh	34-24	W	50,925
Nov. 26	TENNESSEE	16-13	W	65,454
Dec. 3	CLEVELAND	48-0	W	51,262
Dec. 10	ARIZONA	44-10	W	53,472
Dec. 17	at Cincinnati	14-17	L	50,469
Dec. 23	at N.Y. Giants	25-28	L	77,924

	JAX	OPP
TOTAL FIRST DOWNS	318	252
Rushing	109	85
Passing	193	144
Penalty	16	23
Third Down: Made /Att.	100/235	74/203
Third Down Pct.	42.6	36.5
Fourth Down: Made/Att.	5/14	4/8
Fourth Down Pct.	35.7	50.0
POSSESSION AVG.	31:32	28:28
TOTAL NET YARDS	5,690	4,845
Average per Game	355.6	302.8
Total Plays	1,080	934
Average Per Play	5.3	5.2
NET YARDS RUSHING	2,032	1,685
Average per Game	127.0	105.3
Total Rushes	481	436
NET YARDS PASSING	3,658	3,160
Average per Game	228.6	197.5
Sacked/Yards Lost	54/289	40/247
Gross Yards	3,947	3,407
Attempts/Completions	545/333	458/258
Completion Pct.	61.1	56.3
Had Intercepted	15	12
PUNTS/AVERAGE	79/41.9	90/42.5
NET PUNTING AVERAGE	79/34.3	90/37.0
PENALTIES/YARDS	95/703	96/814
FUMBLES/BALLS LOST	27/14	26/18
TOUCHDOWNS	40	39
Rushing	18	14
Passing	22	23
Returns	0	2

BY PERIODS	1	2	3	4	OT	PTS
Jaguars	69	142	74	76	6	367
Opponents	59	88	61	119	0	327

SCORING	TD	RU	PA	RT	PAT	FG	S	TP
Hollis	0	0	0	0	033/3324/26	0	105	
F. Taylor	14	12	2	0		0	84	
J. Smith	8	0	8	0		0	48	
McCardell	5	0	5	0		0	30	
Brady	3	0	3	0		0	20	
Lindsey	0	0	0	0	5/5	5/7	0	20
Whitted	3	0	3	0		0	18	
Brunell	2	2	0	0		0	12	
Howard	1	1	0	0		0	6	
A. Johnson	1	1	0	0		0	6	
Mack	1	1	0	0		0	6	
Soward	1	0	1	0		0	6	
Stith	1	1	0	0		0	6	
Jaguars	40	18	22		038/3829/33	0367		
Opponents	39	14	23		236/3617/24	1327		

RUSHING	NO	YDS	AVG	LG	TD
F. Taylor	292	1,399	4.8	71	12
Brunell	48	236	4.9	16	2
Mack	54	145	2.7	14	1
A. Johnson	28	112	4.0	19	1
Stith	20	55	2.8	12	1
Howard	21	52	2.5	9t	1
Soward	3	28	9.3	20	0
J. Williams	2	8	4.0	4	0
Shelton	2	3	1.5	2	0
Dukes	2	2	1.0	2	0
Quinn	2	-2	1.0	-1	0
Martin	7	-6	-0.9	2	0
Jaguars	481	2,032	4.2	71	18
Opponents	436	1,685	3.9	45t	14

RECEIVING	NO	YDS	AVG	LG	TD
McCardell	94	1,207	12.8	67t	5
J. Smith	91	1,213	13.3	65t	8
Brady	64	729	11.4	36	3
F. Taylor	36	240	6.7	19	2
Whitted	13	137	10.5	37t	3
A. Johnson	12	153	12.8	48	0
Shelton	4	48	12.0	16	0
Howard	3	26	8.7	13	0
Barlow	1	28	28.0	28	0
Jones	1	12	12.0	12	0
Jaguars	333	3,947	11.9	67t	22
Opponents	258	3,407	13.2	77t	23

INTERCEPTIONS	NO	YDS	AVG	LG	TD
R. Stewart	2	37	18.5	24	0
Darius	2	26	13.0	21	0
Logan	2	14	7.0	14	0
Beasley	1	39	39.0	39	0
Boyer	1	12	12.0	12	0
Nickerson	1	10	10.0	10	0
Brackens	1	7	7.0	7	0
Bryant	1	0	0.0	0	0
Hardy	1	0	0.0	0	0
Jaguars	12	145	12.1	39	0
Opponents	11	149	13.5	43	0

PUNTING	NO	YDS	AVG	NET	TB	IN	LG	B
Barker	763	194	42.0	34.4	5	29	65	0
Lindsey	3	117	39.0	32.3	1	0	46	0
Jaguars	793	3114	934.3	6	29	65	0	
Opponents	903	8224	537.0	8	25	67	1	

PUNT RET.	NO	FC	YDS	AVG	LG	TD
Barlow	29	14	200	6.9	21	0
Soward	14	5	108	7.7	18	0
McCardell	3	0	25	8.3	22	0
Jaguars	46	19	333	7.2	22	0
Opponents	38	7	478	12.6	82t	1

KICKOFF RET.	NO	YDS	AVG	LG	TD
Stith	33	785	23.8	47	0
Barlow	11	224	20.4	27	0
Mack	6	104	17.3	35	0
Soward	4	93	23.3	28	0
Whitted	4	67	16.8	20	0
J. Williams	2	50	25.0	30	0
Fordham	1	0	0.0	0	0
Leroy	1	0	0.0	0	0
Jaguars	62	1,323	21.3	47	0
Opponents	73	1,523	20.9	66	1

2-point conversions: Brady, Jaguars 1-1, Opponents 2-3

FGS	1-19	20-29	30-39	40-49	50+
Hollis	0/0	6/7	8/8	7/8	3/3
Lindsey	2/2	0/0	1/3	2/2	0/0
Jaguars	2/2	6/7	9/11	9/10	3/3
Opponents	2/2	6/7	4/5	5/10	0/0

Hollis: (50G,25G) (36G, 45G, 48G, 34G, 48G) ()  
( ) ( ) (23G, 45G) (23G,33G, 51G) (42G, 49B)  
( ) (36G, 33G) (27G, 20G, 38G) (40G, 24G) (36G,  
50G, 40G) (28N) (36G)  
Lindsey: (30G, 33N, 19G) ( ) (19G, 48G) (49G,  
31N)  
Opponents: ( ) (44G) (44N, 47N) (41G, 22G)  
(19G) (47G, 32G, 43G, 21G, 24G) (26G, 44N,  
28G) ( ) (19G) ( ) (40G, 42N) (30G, 38G, 28N) ( )  
(47N, 32G) (27G) (39N)

**SACKS**  
Brackens 7.5, Smeenge 6.0, Beasley 5.0, Walker 5.0, Boyer 3.5, Wynn 3.5, Hardy 3.0, Payne 2.0, Darius 1.0, Logan 1.0, Nickerson 1.0, Spicer 1.0, Meier 0.5, Jaguars 40, Opponents 54.

**TACKLES (Solo, Assists, Total)**  
Hardy (88-61-149), Darius (80-32-112), Slaughter (45-63-108), Brackens (47-31-78), Nickerson (34-41-75), Payne (32-42-74), Walker (30-38-68), Logan (50-11-61), Bryant (42-15-57), Wynn (26-29-55), Beasley (45-8-53), Boyer (21-24-45), R. Stewart (28-11-39), Smeenge (13-18-31), L. Smith (11-19-30), Craft (24-5-29), Storz (10-15-25), K. Thomas (17-3-20), Meier (11-6-17), Marts (5-9-14), Leroy (5-8-13), Clark (3-3-6), Spicer (2-2-4), Swift (0-1-1)

### USUAL STARTING LINEUP

#### OFFENSE

- WR Jimmy Smith (14)
- LT Tony Boselli (16)
- LG Brad Meester (16)
- C Jeff Smith (12)
- RG Brenden Stai (16)
- RT Zach Wiegert (8)
- Todd Fordham (8)
- TE Kyle Brady (16)
- WR Keenan McCardell (16)
- QB Mark Brunell (16)
- RB Fred Taylor (13)
- FB Daimon Shelton (9)

#### DEFENSE

- LE Renaldo Wynn (14)
- LT Gary Walker (14)
- RT Seth Payne (16)
- RE Tony Brackens (16)
- SLB Kevin Hardy (6)
- Lonnie Marts (2)
- MLB T.J. Slaughter (7)
- Hardy Nickerson (4)
- WLB Kevin Hardy (10)
- Brant Boyer (4)
- LCB Fernando Bryant (14)
- RCB Aaron Beasley (14)
- SS Donovin Darius (16)
- FS Rayna Stewart (9)
- Mike Logan (7)

PASSING	ATT	CMP	PCT	YARDS	YDS/ATT	TD	INT	LG	SK/YDS	RATING
Brunell	512	311	60.7	3,640	7.1	20	14	67t	54/289	84.0
Martin	33	22	66.7	307	9.30	2	1	65t	0/0	104.0
Jaguars	545	333	61.1	3,947	7.24	22	15	67t	54/289	85.2
Opponents	458	258	56.3	3,407	7.44	23	12	77t	40/247	85.8



# 2001 STATISTICS (6-10)



HEAD COACH: TOM COUGHLIN

STANDINGS: FIFTH IN AFC CENTRAL

DATE	OPPONENT	SCORE	W/L	ATT
Sept. 9	PITTSBURGH	21-3	W	63,785
Sept. 23	TENNESSEE	13-6	W	65,994
Sept. 30	CLEVELAND	14-23	L	57,875
Oct. 7	at Seattle	15-24	L	54,524
Oct. 14	Bye Week			
Oct. 18	BUFFALO	10-13	L	58,893
Oct. 28	at Baltimore	17-18	L	69,439
Nov. 4	at Tennessee	24-28	L	68,798
Nov. 11	CINCINNATI	30-13	W	57,161
Nov. 18	at Pittsburgh	7-20	L	62,644
Nov. 25	BALTIMORE	21-24	L	53,530
Dec. 3	GREEN BAY	21-28	L	66,908
Dec. 9	at Cincinnati	14-10	W	44,920
Dec. 16	at Cleveland	15-10	W	72,818
Dec. 23	at Minnesota	33-3	W	64,150
Dec. 30	KANSAS CITY	26-30	L	59,396
Jan. 6	at Chicago	13-33	L	66,944

	JAX	OPP
TOTAL FIRST DOWNS	289	300
Rushing	85	89
Passing	181	193
Penalty	23	18
Third Down: Made /Att.	70/198	87/227
Third Down Pct.	35.4	38.3
Fourth Down: Made/Att.	3/12	5/18
Fourth Down Pct.	25.0	27.8
POSSESSION AVG.	28:01	31:59
TOTAL NET YARDS	4,840	5,070
Average per Game	302.5	316.9
Total Plays	969	1,056
Average Per Play	5.0	4.8
NET YARDS RUSHING	1,600	1,611
Average per Game	100.0	100.7
Total Rushes	372	469
NET YARDS PASSING	3,240	3,459
Average per Game	202.5	216.2
Sacked/Yards Lost	63/430	43/298
Gross Yards	3,670	3,757
Attempts/Completions	534/321	544/354
Completion Pct.	60.1	65.1
Had Intercepted	14	12
PUNTS/AVERAGE	82/43.6	83/40.5
NET PUNTING AVERAGE	82/37.1	83.35.0
PENALTIES/YARDS	97/710	96/834
FUMBLES/BALLS LOST	29/13	28/12
TOUCHDOWNS	34	30
Rushing	11	15
Passing	20	13
Returns	3	2

BY PERIODS	1	2	3	4	OT	PTS
Jaguars	49	83	90	72	0	294
Opponents	43	89	75	79	0	286

SCORING	TD	RU	PA	RT	PAT	FG	S	TP	
Hollis	0	0	0	0	0	29/31	18/28	0	83
Mack	10	9	1	0	0	0	0	0	60
J. Smith	8	0	8	0	0	0	0	0	48
McCardell	6	0	6	0	0	0	0	0	38
Joseph	3	0	2	1	0	0	0	0	18
Brady	2	0	2	0	0	0	0	0	12
Battles	1	0	0	1	0	0	0	0	6
Beasley	1	0	0	1	0	0	0	0	6
Brunell	1	1	0	0	0	0	0	0	6
D. Jones	1	0	1	0	0	0	0	0	6
Moreau	1	1	0	0	0	0	0	0	6
Brackens	0	0	0	0	0	0	1	2	6
Holmes	0	0	0	0	1/1	0/0	0	1	6
Jaguars	34	11	20	330	32	18/28	2	294	
Opponents	30	15	13	228	28	26/35	0	286	

RUSHING	NO	YDS	AVG	LG	TD
Mack	213	877	4.1	54	9
Joseph	68	294	4.3	27	0
Brunell	39	224	5.7	38	1
Taylor	30	116	3.9	24	0
Quinn	8	42	5.3	27	0
Moreau	8	27	3.4	14	1
Gibson	2	19	9.5	18	0
Whitted	1	4	4.0	4	0
Hanson	2	0	0.0	0	0
Smith	1	-3	-3.0	-3	0
Jaguars	372	1,600	4.3	54	11
Opponents	469	1,611	3.4	40	15

RECEIVING	NO	YDS	AVG	LG	TD
Smith	112	1,373	12.3	35t	8
McCardell	93	1,110	11.9	45	6
Brady	36	386	10.7	20t	2
Mack	23	165	7.2	25	1
Dawkins	20	234	11.7	28	0
Joseph	18	183	10.2	29t	2
Jones	8	140	17.5	40	1
Washington	5	36	7.2	12	0
Whitted	2	17	8.5	10	0
Gibson	2	13	6.5	9	0
F. Taylor	2	13	6.5	11	0
Jaguars	321	3,670	11.4	45	20
Opponents	354	3,757	10.6	63	13

INTERCEPTIONS	NO	YDS	AVG	LG	TD
Nickerson	3	4	1.3	2	0
Beasley	3	0	0.0	0	0
Battles	2	26	13.0	26	0
Craft	2	4	2.0	4	0
Darius	1	39	39.0	39	0
McCree	1	10	10.0	10	0
Jaguars	12	83	6.9	39	0
Opponents	14	299	21.4	97t	2

PUNTING	NO	YDS	AVG	NET	TB	IN	LG	B
Hanson	82	3,577	43.6	37.1	12	24	59	0
Jaguars	823	5,774	43.6	37.1	12	24	59	0
Opponents	833	3,594	40.5	35.0	6	31	68	0

PUNT RET.	NO	FC	YDS	AVG	LG	TD
Gibson	38	22	333	8.8	24	0
Jaguars	38	22	333	8.8	24	0
Opponents	38	15	295	7.8	43	0

KICKOFF RET.	NO	YDS	AVG	LG	TD
Gibson	26	511	19.7	35	0
Joseph	17	428	25.2	95t	1
Ross	8	150	18.8	26	0
Mack	2	49	24.5	31	0
Meier	2	14	7.0	8	0
Boyd	1	0	0.0	0	0
Price	1	4	4.0	4	0
Spicer	1	8	8.0	8	0
Jaguars	58	1,164	20.1	95t	1
Opponents	65	1,266	19.5	49	0

2-point conversions: McCardell, Jaguars 1-2, Opponents 0-2

FGS	1-19	20-29	30-39	40-49	50+
Hollis	0/0	4/5	8/11	6/11	0/1
Jaguars	0/0	4/5	8/11	6/11	0/1
Opponents	0/0	11/12	4/5	10/15	1/3

Hollis: (22N) (35G, 37N, 39G) (42N) (32G, 48G) (52N 48G) (41G) (40G) (38G) (1) (47N) (38N) (34G, 30G, 42N) (44N) (43G, 46G, 37G) (39G, 23G 21G, 21G) (28G, 42N) (36B)  
Opponents: (41G) (47N, 22G, 43G) (35G, 28G, 30G) (40N, 25G) (41N, 39N, 30G, 46G) (49G, 28G) (51N, 46N) (26G, 52G) (48G, 28G) (41G, 41N) (52N, 29B) (47G) (29G) (32G) (47G, 40G, 29G) (47G, 23G, 25G, 22G)

**SACKS**  
Brackens 11.0, Walker 7.5, Hardy 5.5, Payne 5.0, Wynn 5.0, K. Thomas 3.0, Spicer 2.0, Battles 1.0, McCree 1.0, Slaughter 1.0, Westmoreland 1.0, Jaguars 43, Opponents 63.

**TACKLES (Solo, Assists, Total)**  
Nickerson (102-128-230), Darius (74-25-99), Hardy (61-37-98), Slaughter (50-42-92), Payne (46-40-86), Wynn (40-35-75), Walker (42-31-73), Brackens (41-30-71), Battles (50-14-64), Stroud (24-38-62), McCree (36-22-58), Bryant (50-6-56), Craft (48-8-56), Clark (20-28-48), K. Thomas (42-5-47), E. Thomas (15-29-44), Beasley (36-6-42), Spicer (22-19-41), Westmoreland (17-19-36), Meier (12-9-21), Posey (5-8-13), Tuipala (7-5-12), Wheeler (10-1-11), L. Smith (3-5-8), Boyd (2-2-4)

### USUAL STARTING LINEUP

- OFFENSE**  
WR Jimmy Smith (16)  
LT Todd Fordham (12)  
TE Tony Boselli (3)  
LG Brad Meester (16)  
C Jeff Smith (16)  
RG Zach Wiegert (16)  
RT Maurice Williams (16)  
TE Kyle Brady (16)  
WR Keenan McCardell (16)  
QB Mark Brunell (15)  
RB Stacey Mack (11)  
FB Patrick Washington (6)
- DEFENSE**  
LE Renaldo Wynn (16)  
LT Gary Walker (16)  
RT Seth Payne (16)  
RE Tony Brackens (12)  
SLB Kevin Hardy (9)  
LB Jeff Posey (5)  
MLB Hardy Nickerson (14)  
WLB T.J. Slaughter (6)  
LB Edward Thomas (4)  
LCB Fernando Bryant (9)  
LB Jason Craft (4)  
RCB Aaron Beasley (12)  
SS Donovan Darius (11)  
LB Ainsley Battles (5)  
FS Marlon McCree (10)  
LB Ainsley Battles (6)

PASSING	ATT	CMP	PCT	YARDS	YDS/ATT	TD	INT	LG	SK/YDS	RATING
Brunell	473	289	61.1	3,309	7.00	19	13	44	57/387	84.1
Quinn	61	32	52.5	361	5.92	1	1	45	6/43	69.1
Jaguars	534	321	60.1	3,670	6.87	20	14	45	63/430	82.4
Opponents	544	354	65.1	3,757	6.91	13	12	63	43/298	83.9







# 2003 STATISTICS (5-11)



HEAD COACH: JACK DEL RIO

STANDINGS: THIRD IN AFC SOUTH

DATE	OPPONENT	SCORE	W/L	ATT
Sept. 7	at Carolina	23-24	L	72,134
Sept. 14	BUFFALO	17-38	L	58,613
Sept. 21	at Indianapolis	13-23	L	55,770
Sept. 28	at Houston	20-24	L	70,041
Oct. 5	SAN DIEGO	27-21	W	48,954
Oct. 12	MIAMI	10-24	L	66,437
Oct. 19	Open date			
Oct. 26	TENNESSEE	17-30	L	55,918
Nov. 2	at Baltimore	17-24	L	69,486
Nov. 9	INDIANAPOLIS	28-23	W	45,037
Nov. 16	at Tennessee	3-10	L	68,809
Nov. 23	at N.Y. Jets	10-13	L	77,614
Nov. 30	TAMPA BAY	17-10	W	60,543
Dec. 7	HOUSTON	27-0	W	43,363
Dec. 14	at New England	13-27	L	68,436
Dec. 21	NEW ORLEANS	20-19	W	49,207
Dec. 28	at Atlanta	14-21	L	70,266

	JAX	OPP
TOTAL FIRST DOWNS	305	276
Rushing	118	84
Passing	163	172
Penalty	24	20
Third Down: Made/Att.	80/216	92/218
Third Down Pct.	37.0	42.2
Fourth Down: Made/Att.	13/26	7/14
Fourth Down Pct.	50.0	50.0
POSSESSION AVG.	30:09	29:51
TOTAL NET YARDS	5,358	4,657
Average per Game	334.9	291.1
Total Plays	1,024	976
Average Per Play	5.2	4.8
NET YARDS RUSHING	2,073	1,406
Average per Game	129.6	87.9
Total Rushes	481	442
NET YARDS PASSING	3,285	3,251
Average per Game	205.3	203.2
Sacked/Yards Lost	28/136	24/134
Gross Yards	3,421	3,385
Atts./Completions	515/303	510/303
Completion Pct.	58.8	59.4
Had Intercepted	17	15
PUNTS/AVERAGE	69/41.3	75/41.0
NET PUNTING AVE.	69/33.5	75/34.1
PENALTIES/YARDS	108/895	103/881
FUMBLES/BALLS LOST	27/14	26/12
TOUCHDOWNS	31	37
Rushing	13	12
Passing	17	23
Returns	1	2

BY PERIODS	1	2	3	4	OT	PTS
Jaguars	34	93	57	92	0	276
Opponents	85	81	57	108	0	331

SCORING	TD	RU	PA	RT	PAT	FG	S	TP
Marler	0	0	0	0	0	0	30	0/33
Taylor	7	6	1	0	0	0	0	42
Smith	4	0	4	0	0	0	0	24
T. Edwards	3	0	3	0	0	0	0	18
Toefield	3	2	1	0	0	0	0	18
Hatchette	2	0	2	0	0	0	0	12
Leftwich	2	2	0	0	0	0	0	12
Wrightster	2	0	2	0	0	0	0	12
Allen	1	0	1	0	0	0	0	6
Ayodele	1	0	0	1	0	0	0	6
Brady	1	0	1	0	0	0	0	6
Brunell	1	1	0	0	0	0	0	6
M. Edwards	1	1	0	0	0	0	0	6
F.-Ma'afala	1	1	0	0	0	0	0	6
Johnson	1	0	1	0	0	0	0	6
Lewis	1	0	1	0	0	0	0	6
Jaguars	31	13	17	130	30/20	33	0	276
Opp.	37	12	23	233	34/24	27	1	331

RUSHING	NO	YDS	AVG	LG	TD
---------	----	-----	-----	----	----

Taylor	345	1,572	4.6	62	6
Toefield	53	212	4.0	30	2
Fuamatu-Ma'afala	35	144	4.1	18	1
Leftwich	25	108	4.3	18	2
Brunell	8	19	2.4	12	1
M. Edwards	7	13	1.9	3	1
Allen	4	8	2.0	6	0
Lewis	1	6	6.0	6	0
T. Edwards	3	-9	-3.0	4	0
Jaguars	481	2,073	4.3	62	13
Opponents	442	1,406	3.2	29t	12

RECEIVING	NO	YDS	AVG	LG	TD
Smith	54	805	14.9	67	4
Taylor	48	370	7.7	60t	1
T. Edwards	35	487	13.9	84t	3
M. Edwards	31	226	7.3	32	0
Brady	29	281	9.7	26	1
Johnson	17	253	14.9	28	1
Hankton	17	166	9.8	22	0
Hatchette	15	203	13.5	45	2
Toefield	14	105	7.5	16	1
Wrightster	13	150	11.5	30	2
Stokes	13	116	8.9	22	0
Allen	6	60	10.0	31	1
Lewis	4	100	25.0	65t	1
Redmond	3	67	22.3	29	0
Luzar	3	30	10.0	21	0
Fuamatu-Ma'afala	1	2	2.0	2	0
Jaguars	303	3,421	11.3	84t	17
Opponents	303	3,385	11.2	75t	23

INTERCEPTIONS	NO	YDS	AVG	LG	TD
Peterson	3	8	2.7	7	0
Craft	2	29	14.5	21	0
Ayodele	2	15	7.5	13	0
Mathis	2	0	0.0	0	0
Cooper	1	12	12.0	12	0
Brackens	1	4	4.0	4	0
Darius	1	4	4.0	4	0
Trapp	1	4	4.0	4	0
Spicer	1	2	2.0	2	0
Bryant	1	0	0.0	0	0
Jaguars	15	78	5.2	21	0
Opponents	17	198	11.6	52	1

PUNTING	NO	YDS	AVG	NET	TB	IN	LG	B
Royals	451	852	41.2	34.8	5	9	51	0
Hanson	231	001	43.5	31.1	1	4	58	1
Jaguars	692	853	41.3	33.5	6	13	58	1
Opponents	753	077	41.0	34.1	7	24	58	0

PUNT RET.	NO	FC	YDS	AVG	LG	TD
Allen	27	15	324	12.0	52	0
Lewis	5	0	45	9.0	14	0
Mathis	2	3	7	3.5	6	0
Jaguars	34	18	376	11.1	52	0
Opponents	40	3	420	10.5	40	0

KICKOFF RET.	NO	YDS	AVG	LG	TD
Allen	41	831	20.3	61	0
Toefield	14	272	19.4	35	0
Lewis	6	111	18.5	26	0
M. Edwards	2	44	22.0	24	0
Redmond	1	21	21.0	21	0
T. Edwards	1	20	20.0	20	0
Brady	1	10	10.0	10	0
Mathis	1	7	7.0	7	0
Jaguars	67	1,316	19.6	61	0
Opponents	58	1,227	21.2	58	0

2-point conversions: Jaguars 0-1, Opponents 1-3  
 FGS 1-19 20-29 30-39 40-49 50+

Marler	0/0	10/11	4/8	5/12	1/2
Jaguars	0/0	10/11	4/8	5/12	1/2
Opponents	0/0	8/8	9/9	6/8	1/2

Marler: (40G, 55B) (48N, 44G) (46N, 49G, 41N, 37G) (29G, 20G) (53G, 27G) (20G, 31N) (49G) (24G) ( ) (44N, 39G) (36N, 23G) (46N, 28G, 41N) (35G, 41N, 28G) (24G, 23G, 34N) (43G, 35G, 21B) (30B)  
 Opponents: (49G) (27G) (46G, 36G, 29G) (48G, 50N) ( ) (51G) (43G, 43G, 33G) (23G, 32G, 23G) (27G, 26G, 27G) (33G, 48N) (36G, 35G) (47G, 45N) ( ) (22G, 31G) (33G, 38G) ( )

**SACKS**  
 Brackens 6.0, Stroud 4.5, Douglas 3.5, Henderson 3.5, Meier 1.5, Ayodele 1.0, Barnes 1.0, Peterson 1.0, Slaughter 1.0, Thomas 1.0, Jaguars 24, Opponents 28.

**TACKLES (Solo, Assists, Total)**  
 Peterson (87-80-167), Ayodele (97-53-150), Darius (65-53-118), Stroud (82-19-101), Mathis (72-19-91), Henderson (60-17-77), Cooper (37-37-74), Clark (38-35-73), Bryant (59-12-71), Brackens (41-12-53), Spicer (24-13-37), Douglas (27-4-31), Craft (25-5-30), Meier (25-5-30), Slaughter (14-11-25), Barnes (13-2-15), Thomas (7-5-12), A. Mitchell (7-3-10), K. Mitchell (3-7-10), Trapp (3-2-5), Leonard (4-0-4), McCree (0-2-2), Franklin (1-0-1), Adams (0-1-1)

### USUAL STARTING LINEUP

- OFFENSE**  
 WR Jimmy Smith (12)  
 Matthew Hatchette (4)  
 LT Mike Pearson (16)  
 LG Vince Manuwai (14)  
 Jamar Nesbit (2)  
 C Brad Meester (16)  
 RG Chris Naeole (16)  
 RT Maurice Williams (16)  
 TE Kyle Brady (15)  
 WR Troy Edwards (11)  
 J.J. Stokes (3)  
 QB Byron Leftwich (13)  
 Mark Brunell (3)  
 RB Fred Taylor (16)  
 FB Marc Edwards (16)

- DEFENSE**  
 LE Tony Brackens (15)  
 DT Marcus Stroud (16)  
 DT John Henderson (16)  
 RE Hugh Douglas (16)  
 OLB Akin Ayodele (16)  
 MLB Mike Peterson (16)  
 OLB Danny Clark (9)  
 T.J. Slaughter (3)  
 Keith Mitchell (2)  
 LCB Fernando Bryant (16)  
 RCB Rashean Mathis (10)  
 Jason Craft (6)  
 SS Donovin Darius (16)  
 FS Deke Cooper (10)  
 Rashean Mathis (6)

PASSING	ATT	CMP	PCT	YARDS	YDS/ATT	TD	INT	LG	SK/YDS	RATING
Leftwich	418	239	57.2	2,819	6.74	14	16	84t	19/90	73.0
Brunell	82	54	65.9	484	5.90	2	0	65t	9/46	89.7
Garrard	12	9	75.0	86	7.17	1	0	28	0/0	122.2
Toefield	2	1	50.0	32	16.00	0	0	32	0/0	95.8
Royals	1	0	0.00	0	0.00	0	1	0	0/0	0.0
Jaguars	515	303	58.8	3,421	6.64	17	17	84t	28/136	76.0
Opponents	510	303	59.4	3,385	6.64	23	15	75t	24/134	82.0





# 2004 STATISTICS (9-7)



HEAD COACH: JACK DEL RIO

STANDINGS: SECOND IN AFC SOUTH

DATE	OPPONENT	SCORE	W/L	ATT
Sept. 12	at Buffalo	13-10	W	72,389
Sept. 19	DENVER•	7-6	W	69,127
Sept. 26	at Tennessee	15-12	W	68,932
Oct. 3	INDIANAPOLIS	17-24	L	73,114
Oct. 10	at San Diego	21-34	L	52,101
Oct. 17	KANSAS CITY•	22-16	W	66,413
Oct. 24	at Indianapolis	27-24	W	56,615
Oct. 31	at Houston	6-20	L	70,502
Nov. 7	Open date			
Nov. 14	DETROIT (OT)•	23-17	W	66,431
Nov. 21	TENNESSEE•	15-18	L	69,703
Nov. 28	at Minnesota	16-27	L	64,004
Dec. 5	PITTSBURGH	16-17	L	76,877
Dec. 12	CHICAGO•	22-3	W	67,572
Dec. 19	at Green Bay	28-25	W	70,437
Dec. 26	HOUSTON•	0-21	L	66,227
Jan. 2	at Oakland	13-6	W	41,112

	JAX	OPP
TOTAL FIRST DOWNS	279	290
Rushing	88	83
Passing	161	181
Penalty	30	26
Third Down: Made /Att.	80/217	84/205
Third Down Pct.	36.9	41.0
Fourth Down: Made/Att.	10/18	5/10
Fourth Down Pct.	55.6	50.0
POSSESSION AVG.	30:28	29:32
TOTAL NET YARDS	5,009	5,134
Average per Game	313.1	320.9
Total Plays	991	972
Average Per Play	5.1	5.3
NET YARDS RUSHING	1,850	1,777
Average per Game	115.6	111.1
Total Rushes	446	438
NET YARDS PASSING	3,159	3,357
Average per Game	197.4	209.8
Sacked/Yards Lost	32/156	37/217
Gross Yards	3,315	3,574
Attempts/Completions	513/305	497/306
Completion Pct.	59.5	61.6
Had Intercepted	11	16
PUNTS/AVERAGE	84/42.8	74/44.1
NET PUNTING AVG.	84/35.5	74/35.1
PENALTIES/YARDS	109/940	118/966
FUMBLES/BALLS LOST	23/11	30/12
TOUCHDOWNS	26	31
Rushing	9	7
Passing	17	18
Returns	0	6

BY PERIODS	1	2	3	4	OT	PTS
Jaguars	35	75	56	89	6	261
Opponents	61	86	34	99	0	280

SCORING TD	RU	PA	RT	PAT	FG	S	TP	
Scobee	0	0	0	0	21/21	24/31	0	93
J. Smith	6	0	6	0	0	0	0	36
G. Jones	3	3	0	0	0	0	0	18
Taylor	3	2	1	0	0	0	0	18
Wilford	2	0	2	0	0	0	0	14
Hankton	2	0	2	0	0	0	0	12
Leftwich	2	2	0	0	0	0	0	12
R. Williams	1	0	1	0	0	0	0	10
B. Jones	1	0	1	0	0	0	0	8
Brady	1	0	1	0	0	0	0	6
T. Edwards	1	0	1	0	0	0	0	6
Fu.-Mafala	1	1	0	0	0	0	0	6
Garrard	1	1	0	0	0	0	0	6
Toefield	1	0	1	0	0	0	0	6
Wrightster	1	0	1	0	0	0	0	6
Favors	0	0	0	0	0	1	2	2
D. Smith	0	0	0	0	0	1	2	2
Jaguars	26	9	17	0	21/21	24/31	2	261
Opponents	31	7	18	0	62/72	28/28	0	280

RUSHING	NO	YDS	AVG	LG	TD
Taylor	260	1,224	4.7	46	2
Toefield	51	169	3.3	16	0
G. Jones	62	162	2.6	12	3
Leftwich	39	148	3.8	17	2
Garrard	12	76	6.3	12	1
Fuamatu-Ma'afala	20	69	3.5	10	1
T. Edwards	2	2	1.0	2	0
Jaguars	446	1,850	4.1	46	9
Opponents	438	1,777	4.1	47	7

RECEIVING	NO	YDS	AVG	LG	TD
Smith	74	1,172	15.8	65	6
T. Edwards	50	533	10.7	36	1
Taylor	36	345	9.6	64t	1
Toefield	28	151	5.4	16	1
Williams	27	268	9.9	26	1
Wilford	19	271	14.3	46	2
Yoder	14	157	11.2	56	0
Brady	14	103	7.4	21	1
Wrightster	10	69	6.9	12	1
Hankton	9	81	9.0	14t	2
M. Edwards	7	41	5.9	15	0
B. Jones	6	84	14.5	26t	1
Fuamatu-Ma'afala	4	19	4.8	8	0
G. Jones	3	13	4.3	9	0
Allen	2	8	4.0	5	0
Lewis	1	4	4.0	4	0
Leftwich	1	-7	-7.0	-7	0
Jaguars	305	3,315	10.9	65	17
Opponents	306	3,574	11.7	54	18

INTERCEPTIONS	NO	YDS	AVG	LG	TD
Darius	5	80	16.0	37	0
Mathis	5	42	8.4	21	0
Grant	2	4	2.0	4	0
Washington	2	0	0.0	0	0
Cooper	1	0	0.0	0	0
D. Smith	1	0	0.0	0	0
Jaguars	16	126	7.9	37	0
Opponents	11	163	14.8	43t	1

PUNTING	NO	YDS	AVG	NET	TB	IN	LG	B
Hanson	84	3,592	42.8	35.5	9	28	69	0
Jaguars	84	3,592	42.8	35.5	9	28	69	0
Opponents	74	2,654	35.9	31.1	13	19	80	0

PUNT RET.	NO	FC	YDS	AVG	LG	TD
Lewis	23	7	227	9.9	50	0
Allen	15	2	144	9.6	32	0
T. Edwards	3	1	26	8.7	14	0
Mathis	1	0	8	8.0	8	0
Jaguars	42	10	405	9.6	50	0
Opponents	38	13	429	11.3	83t	2

KICKOFF RET.	NO	YDS	AVG	LG	TD
Lewis	21	386	18.4	26	0
T. Edwards	15	335	22.3	45	0
Allen	11	210	19.1	25	0
G. Jones	5	90	18.0	23	0
Toefield	3	43	14.3	19	0
Brady	1	15	15.0	15	0
M. Edwards	1	8	8.0	8	0
Jaguars	57	1,087	19.1	45	0
Opponents	50	995	19.9	52	0

2-point conversions: R. Williams 2, B. Jones, Wilford, Jaguars 4-4, Opponents 2-3

FGS	1-19	20-29	30-39	40-49	50+
Scobee	0/0	10/10	8/11	5/7	1/3
Jaguars	0/0	10/10	8/11	5/7	1/3
Opponents	0/0	9/9	7/10	5/8	0/1

Scobee: (25G, 27G) ( ) ( ) (35N, 48G, 42G, 22G) ( ) (51N) (26G, 32G, 26G, 53G) (44G, 49N, 36G) (31G) (35G, 48G, 44N) (33G, 32G, 42G) (32N, 20G, 29G, 36G, 60N) (30G, 25G) ( ) (31N) (26G, 22G)

Opponents: (42N, 25G) (44G, 22G, 51N) (26G, 40G) (46G) (21G, 28G) (31G, 42N) (34G) (38G, 21G) (32N, 21G) (41G) (25G, 33G) (37G) (47N, 42G) (35G, 31N) (34B) (35G, 27G)

SACKS  
Favors 5.5, Henderson 5.5, Peterson 5.0, Stroud 4.5, McCray 3.5, Gildon 3.0, Ayodele 2.0, D. Smith 2.0, Barnes 1.0, Cooper 1.0, Grant 1.0, Patterson 1.0, Meier 0.5, Ransom 0.5, Jaguars 37, Opponents 32.

TACKLES (Solo, Assists, Total)  
Peterson (102-76-178), Ayodele (82-49-131), Darius (78-47-125), Henderson (78-20-98), Washington (65-21-86), Grant (63-21-84), Stroud (63-17-80), D. Smith (43-35-78), Mathis (54-17-71), Favors (27-12-39), Cooper (23-12-35), Meier (21-12-33), McCray (21-6-27), Bolden (22-3-25), Hendricks (13-10-23), Gildon (16-3-19), Thomas (14-2-16), Ransom (9-7-16), Barnes (5-5-10), Patterson (2-6-8), Spicer (5-2-7), Blade (4-1-5), Green (2-0-0), Maddox (1-0-1)

### USUAL STARTING LINEUP

#### OFFENSE

- WR Jimmy Smith (16)
- LT Ephraim Salaam (12)
- Mike Pearson (4)
- LG Vince Manuwai (16)
- C Brad Meester (16)
- RG Chris Naeole (16)
- RT Maurice Williams (16)
- TE Kyle Brady (8)
- Todd Yoder (8)
- George Wrightster (3)
- WR Reggie Williams (15)
- QB Byron Leftwich (14)
- RB Fred Taylor (14)
- FB Marc Edwards (5)
- Greg Jones (3)

#### DEFENSE

- LE Rob Meier (8)
- Bobby McCray (7)
- Paul Spicer (2)
- DT Marcus Stroud (16)
- DT John Henderson (16)
- RE Greg Favors (11)
- Lionel Barnes (3)
- OLB Akin Ayodele (16)
- MLB Mike Peterson (16)
- OLB Daryl Smith (13)
- LCB Rashean Mathis (16)
- RCB Dewayne Washington (16)
- SS Donovan Darius (16)
- FS Deon Grant (16)

PASSING	ATT	CMP	PCT	YARDS	YDS/ATT	TD	INT	LG	SK/YDS	RATING
Leftwich	441	267	60.5	2,941	6.67	15	10	65	25/114	82.2
Garrard	72	38	52.8	374	5.19	2	1	36t	6/35	71.2
Toefield	0	0	0.00	0	0.00	0	0	0	1/7	0.0
Jaguars	513	305	59.5	3,315	6.46	17	11	65	32/156	80.7
Opponents	497	306	61.6	3,574	7.19	18	16	54	37/217	82.0



# 2005 STATISTICS (12-4)



HEAD COACH: JACK DEL RIO

POSTSEASON: 0-1

STANDINGS: SECOND IN AFC SOUTH

DATE	OPPONENT	SCORE	W/L	ATT
Sept. 11	SEATTLE	26-14	W	65,204
Sept. 18	at Indianapolis	3-10	L	56,460
Sept. 25	at N.Y. Jets (OT)	26-20	W	77,422
Oct. 2	DENVER	7-20	L	66,045
Oct. 9	CINCINNATI	23-20	W	66,137
Oct. 16	at Pittsburgh (OT)	23-17	W	63,891
Oct. 23	Open date			
Oct. 30	at St. Louis	21-24	L	65,251
Nov. 6	HOUSTON	21-14	W	64,613
Nov. 13	BALTIMORE	30-3	W	66,107
Nov. 20	at Tennessee	31-28	W	69,149
Nov. 27	at Arizona	24-17	W	37,198
Dec. 4	at Cleveland	20-14	W	70,941
Dec. 11	INDIANAPOLIS	18-26	L	67,164
Dec. 18	SAN FRANCISCO	10-9	W	64,764
Dec. 24	at Houston	38-20	W	70,025
Jan. 1	TENNESSEE	40-13	W	65,485
Jan. 7	at New England	3-28	L	68,756

	JAX	OPP
TOTAL FIRST DOWNS	301	273
Rushing	97	79
Passing	170	158
Penalty	34	36
Third Down: Made /Att.	93/225	67/205
Third Down Pct.	41.3	32.7
Fourth Down: Made/Att.	4/10	4/14
Fourth Down Pct.	40.0	28.6
POSSESSION AVG.	31:33	28:27
TOTAL NET YARDS	5,149	4,655
Average per Game	321.8	290.9
Total Plays	1,021	963
Average Per Play	5.0	4.8
NET YARDS RUSHING	1,959	1,709
Average per Game	122.4	106.8
Total Rushes	502	44
NET YARDS PASSING	3,190	2,946
Average per Game	199.4	184.1
Sacked/Yards Lost	32/162	47/277
Gross Yards	3,352	3,223
Attempts/Completions	487/283	482/285
Completion Pct.	58.1	59.1
Had Intercepted	6	19
PUNTS/AVERAGE	83/42.4	88/42.8
NET PUNTING AVERAGE	83/36.9	88/36.7
PENALTIES/YARDS	121/1006	130/1055
FUMBLES/BALLS LOST	27/11	21/9
TOUCHDOWNS	42	30
Rushing	18	4
Passing	21	22
Returns	3	4

BY PERIODS	1	2	3	4	OT	PTS
Jaguars	67	70	113	99	12	361
Opponents	30	117	36	86	0	269

SCORING	TD	RU	PA	RT	PAT	FG	S	TP
Scobee	0	0	0	0	0	38/39	23/30	0 107
Wilford	7	0	7	0	0	0	0	0 42
Smith	6	0	6	0	0	0	0	0 36
M. Jones	5	0	5	0	0	0	0	0 30
G. Jones	4	4	0	0	0	0	0	0 24
Toefield	4	4	0	0	0	0	0	0 24
Garrard	3	3	0	0	0	0	0	0 20
Taylor	3	3	0	0	0	0	0	0 18
Leftwich	2	2	0	0	0	0	0	0 12
Wimbush	2	1	0	1	0	0	0	0 12
Wright	2	0	2	0	0	0	0	0 12
Brady	1	0	1	0	0	0	0	0 6
Mathis	1	0	0	1	0	0	0	0 6
Pearman	1	1	0	0	0	0	0	0 6
Peterson	1	0	0	1	0	0	0	0 6
Jaguars	42	18	21	338/3923	30	0	381	
Opp.	30	4	22	429/3020	27	0	269	

RUSHING	NO	YDS	AVG	LG	TD
Taylor	194	787	4.1	71t	3
G. Jones	151	575	3.8	27	4
Garrard	31	172	5.5	28	3
Pearman	39	149	3.8	45	1
Toefield	36	142	3.9	32t	4
Leftwich	31	67	2.2	9	2
M. Jones	12	51	4.3	25	0
Wimbush	3	12	4.0	7	1
Williams	2	3	1.5	10	0
Gray	3	1	0.3	3	0
Jaguars	502	1,959	3.9	71t	18
Opponents	434	1,709	3.9	51	4

RECEIVING	NO	YDS	AVG	LG	TD
Smith	70	1,023	14.6	45t	6
Wilford	41	681	16.6	39	7
M. Jones	36	432	12.0	42	5
Williams	35	445	12.7	41	0
Pearman	32	240	7.5	19	0
Brady	18	157	8.7	33	1
Wright	13	120	9.2	27	2
Taylor	13	83	6.4	13	0
G. Jones	10	65	6.5	10	0
Wimbush	5	26	5.2	6	0
B. Jones	3	49	16.3	41	0
Toefield	3	17	5.7	11	0
Hankton	3	15	5.0	8	0
Manuwai	1	-1	-1.0	-1	0
Jaguars	283	3,352	11.8	45t	21
Opponents	285	3,223	11.3	83t	22

INTERCEPTIONS	NO	YDS	AVG	LG	TD
Mathis	5	79	15.8	41t	1
Cousin	4	18	4.5	14	0
Peterson	3	54	18.0	26t	1
Grant	3	29	9.7	29	0
Wright	2	4	2.0	4	0
Cooper	1	0	0.0	0	0
Smith	1	0	0.0	0	0
Jaguars	19	184	9.7	41t	2
Opponents	6	90	15.0	37	0

PUNTING	NO	YDS	AVG	NET	TB	IN	LG	B
Hanson	823	517	42.9	36.9	11	33	74	1
Jaguars	823	5174.2	936.9	11	33	74	1	
Opponents	883	7634.2	836.7	6	22	75	1	

PUNT RET.	NO	FC	YDS	AVG	LG	TD
Pearman	49	15	410	8.4	24	0
Owens	3	0	6	2.0	6	0
Mathis	1	0	-1	-1.0	-1	0
Jaguars	53	15	415	7.8	24	0
Opponents	29	15	236	8.1	72t	1

KICKOFF RET.	NO	YDS	AVG	LG	TD
Wimbush	39	955	24.5	91t	1
Pearman	8	187	23.4	34	0
Alexis	1	31	31.0	31	0
Brady	1	24	24.0	24	0
G. Jones	1	0	0.0	0	0
Jaguars	50	1,197	23.9	91t	1
Opponents	56	1,327	23.7	85	0

2-point Conversions: Garrard, Jaguars 1-1, Opponents 0-0

EGS	1-19	20-29	30-39	40-49	50+
Scobee	0/0	9/9	7/8	5/10	2/3
Jaguars	0/0	9/9	7/8	5/10	2/3
Opponents	0/0	2/2	8/10	9/14	1/1

Scobee: (23G, 41G, 43N, 29G, 41G) (42N, 28G) (32G, 40G) ( ) (32G, 51G, 53G) (23G) (49N, 44N) ( ) (48G, 33G, 26G) (31G) (30G, 38N) (24G, 29G) (27G) (52N, 32G) (40N, 26G) (46G, 38G)  
Opponents: ( ) (41G) (35G, 25G) (41N, 46B, 33G, 42G) (31G, 48G) (29G, 46N) (41G) ( ) (41G) ( ) (43N, 42G) (34N) (40G, 34G, 38G, 46G) (35G, 47G, 33G) (37G, 53G, 38N, 48N) ( )

**SACKS**  
Hayward 8.5, Spicer 7.5, Peterson 6.0, Meier 6.0, McCray 5.5, D. Smith 4.0, Henderson 3.0, Ayodele 2.5, Grant 1.5, Stroud 1.0, Maddox 1.0, Cousin 0.5, Jaguars 47, Opponents 32.

**TACKLES (Solo, Assists, Total)**  
Peterson (104-86-190), D. Smith (68-49-117), Ayodele (62-38-100), Grant (69-21-90), Henderson (62-21-83), Cooper (52-28-80), Wright (50-28-78), Mathis (46-24-70), Stroud (42-24-66), Spicer (43-13-56), Cousin (31-25-56), Hayward (39-10-49), Meier (35-12-47), Sensabaugh (21-10-31), McCray (20-3-23), Wiley (7-4-11), Darius (6-2-8), Thomas (5-2-7), Gilbert (4-3-7), Favors (1-4-5), Richardson (3-1-4), Maddox (3-1-4), Starks (3-1-4), Winborn (2-0-2), Roberson (1-1-2), Davis (1-0-1), Sorensen (1-0-1), Chase (0-1-1)

### USUAL STARTING LINEUP

- OFFENSE**  
WR Jimmy Smith (16)  
LT Khalif Barnes (12)  
Mike Pearson (2)  
Ephraim Salaam (2)  
LG Vince Manuwai (16)  
C Brad Meester (12)  
Dennis Norman (4)  
RG Chris Naeole (15)  
RT Maurice Williams (16)  
TE Kyle Brady (14)  
George Wright (6)  
WR Reggie Williams (7)  
Ernest Wilford (8)  
QB Byron Leftwich (11)  
David Garrard (5)  
RB Fred Taylor (11)  
LaBrandon Toefield (2)  
FB Greg Jones (13)

- DEFENSE**  
LE Reggie Hayward (15)  
DT Marcus Stroud (16)  
DT John Henderson (15)  
RE Paul Spicer (14)  
OLB Akin Ayodele (11)  
MLB Mike Peterson (16)  
OLB Daryl Smith (16)  
DB Terry Cousin (5)  
LCB Rashean Mathis (16)  
RCB Kenny Wright (16)  
SS Donovin Darius (2)  
Deke Cooper (12)  
Gerald Sensabaugh (2)  
FS Deon Grant (16)

PASSING	ATT	CMP	PCT	YARDS	YDS/ATT	TD	INT	LG	SK/YDS	RATING
Leftwich	302	175	57.9	2,123	7.03	15	5	45t	23/110	89.3
Garrard	168	98	58.3	1,117	6.65	4	1	37	8/45	83.9
Gray	14	8	57.1	100	7.14	2	0	26	1/7	119.0
M. Jones	3	2	66.7	12	4.00	0	0	6	0/0	74.3
Jaguars	487	283	58.1	3,352	6.88	21	6	45t	32/162	88.4
Opponents	482	285	59.1	3,223	6.69	22	19	83t	47/277	78.0





# 2006 STATISTICS (8-8)



HEAD COACH: JACK DEL RIO

STANDINGS: THIRD IN AFC SOUTH

DATE	OPPONENT	SCORE	W/LTIX DIS.
Sept. 10	DALLAS	24-17	W 67,164
Sept. 18	PITTSBURGH	9-0	W 67,164
Sept. 24	at Indianapolis	14-21	L 57,041
Oct. 1	at Washington (OT)	30-36	L 89,450
Oct. 8	N.Y. JETS	41-0	W 66,604
Oct. 15	Open date		
Oct. 22	at Houston	7-27	L 70,035
Oct. 29	at Philadelphia	13-6	W 69,249
Nov. 5	TENNESSEE	37-7	W 66,524
Nov. 12	HOUSTON	10-13	L 65,918
Nov. 20	N.Y. GIANTS	26-10	W 67,164
Nov. 26	at Buffalo	24-27	L 63,608
Dec. 3	at Miami	24-10	W 73,160
Dec. 10	INDIANAPOLIS	44-17	W 67,164
Dec. 17	at Tennessee	17-24	L 69,143
Dec. 24	NEW ENGLAND	21-24	L 67,164
Dec. 31	at Kansas City	30-35	L 77,500

	JAX	OPP
TOTAL FIRST DOWNS	293	259
Rushing	127	94
Passing	147	143
Penalty	19	22
Third Down: Made /Att.	85/217	63/227
Third Down Pct.	39.2	36.6
Fourth Down: Made/Att.	7/14	4/14
Fourth Down Pct.	50.0	28.6
POSSESSION AVG.	32:11	27:49
TOTAL NET YARDS	5,423	4,538
Average per Game	338.9	283.6
Total Plays	989	978
Average Per Play	5.5	4.6
NET YARDS RUSHING	2,541	1,460
Average per Game	158.8	91.3
Total Rushes	513	420
NET YARDS PASSING	2,882	3,078
Average per Game	180.1	192.4
Sacked/Yards Lost	30/178	35/200
Gross Yards	3,060	3,278
Att./Completions	446/266	523/294
Completion Pct.	59.6	56.2
Had Intercepted	14	20
PUNTS/AVERAGE	73/40.0	90/41.4
NET PUNTING AVE.	73/33.4	90/35.8
PENALTIES/YARDS	97/806	80/684
FUMBLES/BALLS LOST	16/9	12/4
TOUCHDOWNS	42	32
Rushing	23	14
Passing	17	12
Returns	2	6

BY PERIODS	1	2	3	4	OT	PTS
Jaguars	72	112	80	107	0	371
Opponents	61	64	72	71	6	274

SCORING	TD	RU	PA	RT	PAT	FG	S	TP
Scobee	0	0	0	0	41/41	26/32	0	119
Jones-Drew	16	13	2	1			0	96
Taylor	6	5	1	0			0	36
M. Jones	4	0	4	0			0	24
R. Williams	4	0	4	0			0	24
Wrightster	3	0	3	0			0	18
Gray	2	2	0	0			0	12
Leftwich	2	2	0	0			0	12
Wilford	2	0	2	0			0	12
Lewis	1	0	1	0			0	6
Pearman	1	1	0	0			0	6
Starks	1	0	0	1			0	6
Jaguars	42	23	17		241/4126	32	0	371
Opponents	32	14	12		631/3117	24	0	274

RUSHING	NO	YDS	AVG	LG	TD
Taylor	231	1,146	5.0	76	5
Jones-Drew	166	941	5.7	74t	13
Garrard	47	250	5.3	20	0
Pearman	19	89	4.7	12	1
Leftwich	25	41	1.6	7	2
R. Williams	7	33	4.7	10	0
Gray	2	26	13.0	17t	2
ToeField	10	22	2.2	12	0
Alexis	3	5	1.7	3	0
Wimbush	1	3	3.0	3	0
M. Jones	2	-15	-7.5	-6	0
Jaguars	513	2,541	5.0	76	23
Opponents	420	1,460	3.5	40	14

RECEIVING	NO	YDS	AVG	LG	TD
R. Williams	52	616	11.8	48	4
Jones-Drew	46	436	9.5	51t	2
M. Jones	41	643	15.7	49	4
Wrightster	39	353	9.1	23	3
Wilford	36	524	14.6	41	2
Taylor	23	242	10.5	36	1
Lewis	13	126	9.7	31	1
Hankton	5	48	9.6	15	0
Brady	5	37	7.4	13	0
Wimbush	4	23	5.8	9	0
Pearman	2	12	6.0	7	0
Jaguars	266	3,060	11.5	51t	17
Opponents	294	3,278	11.1	68t	12

INTERCEPTIONS	NO	YDS	AVG	LG	TD
Mathis	8	146	18.3	55	0
Grant	2	25	12.5	24	0
Sensabaugh	2	8	4.0	8	0
Starks	1	55	55.0	55t	1
Cousin	1	16	16.0	16	0
Peterson	1	15	15.0	15	0
Greisen	1	6	6.0	6	0
D. Smith	1	4	4.0	4	0
B. Williams	1	4	4.0	4	0
Webb	1	1	1.0	1	0
Ingram	1	0	0.0	0	0
Jaguars	20	280	14.0	55t	1
Opponents	14	222	15.9	83t	2

PUNTING	NO	YDS	AVG	NET	TB	IN	LG	B
Hanson	72	2,920	40.6	33.4	7	20	58	1
Jaguars	732	8,204	0.22	4	7	20	58	1
Opponents	903	7,244	1.43	5.8	7	25	73	2

PUNT RET.	NO	FC	YDS	AVG	LG	TD
Pearman	32	16	283	8.8	29	0
C. Owens	9	5	56	6.2	13	0
Mathis	2	1	9	4.5	9	0
Jones-Drew	1	0	13	13.0	13	0
ToeField	1	0	0	0.0	0	0
Jaguars	45	22	361	8.0	29	0
Opponents	29	16	343	11.8	82t	2

2-point conversions: Jaguars 0-1, Opponents 0-0

KICKOFF RET.	NO	YDS	AVG	LG	TD
Jones-Drew	31	860	27.7	93t	1
Wimbush	8	181	22.6	33	0
Brady	4	18	4.5	9	0
Pearman	3	56	18.7	22	0
Collier	1	8	8.0	8	0
M. Owens	1	4	4.0	4	0
ToeField	1	9	9.0	9	0
Jaguars	49	1,136	23.2	93t	1
Opponents	60	1,262	21.0	70	0

FGS	1-19	20-29	30-39	40-49	50+
Scobee	0/0	5/6	7/7	14/18	0/1
Jaguars	0/0	5/6	7/7	14/18	0/1
Opponents	0/0	7/7	3/6	7/10	0/1

SCOBEE: (35G, 49N) (31G, 32G, 42G) (24N, 49N) (46G, 43G, 41G) (43G, 40G) ( ) (40G, 27G) (47G, 21G, 39G) (44G) (39G, 24G, 23G, 48G) (42N, 27G) (48G) (48N, 48G, 34G, 46G) (43G) (53N) (33G) OPPONENTS: (32G, 36N) ( ) ( ) (44G, 37G, 37G) ( ) (38N, 43G, 21G) (25G, 28G) ( ) (25G, 32N, 52N, 28G) (40G) (21G, 42G) (42N, 42G) (41G) (44N, 27G) (48G, 49N) ( )

**SACKS**  
McCray 10, Meier 5, Henderson 3.5, Spicer 3, Smith 3, Stroud 2.5, Hawkins 2, Pettway 2, Ingram 1.5, McDaniel 1, Gilbert 1, Stanley 0.5, Jaguars 35, Opponents 30.

**TACKLES (Solo, Assists, Total)**  
Smith (107-63-170), Ingram (67-50-117), Grant (61-24-85), Greisen (48-34-82), Mathis (54-17-71), Henderson (52-12-64), Williams (47-16-63), Darius (47-13-60), Spicer (47-12-59), McCray (42-7-49), Sensabaugh (33-14-47), Peterson (27-20-47), Meier (37-8-45), Cousin (30-12-42), Stroud (31-3-34), Starks (14-13-27), McDaniel (15-6-21), Wiley (14-5-19), Webb (13-3-16), Gilbert (12-4-16), Hawkins (7-1-8), Iwuh (4-3-7), Pettway (5-0-5), Fudge (5-0-5), Stanley (3-1-4), Cordova (3-0-3), Sorensen (2-0-2), Hayward (1-1-0)

### USUAL STARTING LINEUP

#### OFFENSE

- WR Ernest Wilford (12)
- Matt Jones (4)
- LT Khalif Barnes (15)
- LG Vince Manuwai (16)
- C Brad Meester (16)
- RG Chris Naeole (16)
- RT Maurice Williams (16)
- TE Kyle Brady (14)
- George Wrightster (10)
- Mercedes Lewis (3)
- WR Reggie Williams (14)
- QB Byron Leftwich (6)
- David Garrard (10)
- RB Fred Taylor (15)
- FB Derrick Wimbush (6)

#### DEFENSE

- DE Reggie Hayward (1)
- Bobby McCray (12)
- DT Marcus Stroud (11)
- Rob Meier (8)
- DT John Henderson (16)
- DE Paul Spicer (16)
- OLB Nick Greisen (10)
- Clint Ingram (11)
- MLB Mike Peterson (5)
- OLB Daryl Smith (16)
- DB Terry Cousin (4)
- LCB Rashean Mathis (16)
- RCB Brian Williams (15)
- SS Donovin Darius (10)
- Gerald Sensabaugh (7)
- FS Deon Grant (16)

PASSING	ATT	CMP	PCT	YARDS	YDS/ATT	TD	INT	LG	SK/YDS	RATING
Garrard	241	145	60.2	1,735	7.20	10	9	49	20/119	80.5
Leftwich	183	108	59.0	1,159	6.33	7	5	51t	9/48	79.0
Gray	22	13	59.1	166	7.55	0	0	32	1/11	82.8
M. Jones	0	0	---	0	---	0	0	---	0/0	---
Jaguars	446	266	59.6	3,060	6.86	17	14	51t	30/178	80.0
Opponents	523	294	56.2	3,278	6.27	12	20	68t	35/200	66.8



# 2007 STATISTICS (11-5)



HEAD COACH: JACK DEL RIO

POSTSEASON: 1-1

STANDINGS: SECOND IN AFC SOUTH

DATE	OPPONENT	SCORE	W/L	TIX.	DIS.
Sept. 9	TENNESSEE	10-13	L	65,437	
Sept. 16	ATLANTA	13-7	W	61,821	
Sept. 23	at Denver	23-14	W	76,463	
Sept. 30	Open date				
Oct. 7	at Kansas City	17-7	W	76,917	
Oct. 14	HOUSTON	37-17	W	63,715	
Oct. 22	INDIANAPOLIS	7-29	L	67,164	
Oct. 28	at Tampa Bay	24-23	W	65,133	
Nov. 4	at New Orleans	24-41	L	70,009	
Nov. 11	at Tennessee	28-13	W	69,143	
Nov. 18	SAN DIEGO	24-17	W	66,732	
Nov. 25	BUFFALO	36-14	W	64,546	
Dec. 2	at Indianapolis	25-28	L	57,302	
Dec. 9	CAROLINA	37-6	W	66,090	
Dec. 16	at Pittsburgh	29-22	W	58,793	
Dec. 23	OAKLAND	49-11	W	66,905	
Dec. 30	at Houston	28-42	L	70,660	
Jan. 5	at Pittsburgh	31-29	W	63,629	
Jan. 12	at New England	20-31	L	68,756	

• TV blackout

	JAX	OPP
TOTAL FIRST DOWNS	328	286
Rushing	127	92
Passing	180	181
Penalty	21	13
Third Down: Made/Att.	100/219	80/201
Third Down Pct.	45.7	39.8
Fourth Down: Made/Att.	19/33	11/23
Fourth Down Pct.	57.6	47.8
POSSESSION AVG.	32:08	27:52
TOTAL NET YARDS	5,719	5,021
Average per Game	357.4	313.4
Total Plays	1,022	970
Average Per Play	5.6	5.2
NET YARDS RUSHING	2,391	1,605
Average per Game	149.4	100.3
Total Rushes	522	390
NET YARDS PASSING	3,328	3,416
Average per Game	208.0	213.5
Sacked/Yards Lost	31/167	37/244
Gross Yards	3,495	3,660
Att./Completions	469/288	543/319
Completion Pct.	61.4	58.7
Had Intercepted	8	20
PUNTS/AVERAGE	54/41.6	66/43.5
NET PUNTING AVE.	54/36.9	66/37.6
PENALTIES/YARDS	76/594	82/636
FUMBLES/BALLS LOST	18/13	20/10
TOUCHDOWNS	50	35
Rushing	18	12
Passing	28	20
Returns	4	3

BY PERIODS	1	2	3	4	OT	PTS
Jaguars	92	108	76	135	0	411
Opponents	47	104	67	86	0	304

SCORING TD	RU	PA	RT	PAT	FG	S	TP
Scobee	0	0	0	026/27	12/13	0	62
Jones-Drew	10	9	0	1	0	0	60
Williams	10	0	10	0	0	0	60
Carney	0	0	0	020/21	9/11	0	47
Taylor	5	5	0	0	0	0	30
G. Jones	4	2	2	0	0	0	24
M. Jones	4	0	4	0	0	0	24
Northcutt	4	0	4	0	0	0	24
Wilford	3	0	3	0	0	0	18
Lewis	2	0	2	0	0	0	12
Garrard	1	1	0	0	0	0	8
Angulo	1	0	1	0	0	0	6
Broussard	1	0	1	0	0	0	6
Glenn	1	0	0	1	0	0	6
Ingram	1	0	0	1	0	0	6
D. Smith	1	0	0	1	0	0	6
ToeField	1	1	0	0	0	0	6
Wrightster	1	0	1	0	0	0	6
Jaguars	50	18	28	446/482	1/24	0	411
Opp.	35	12	20	332/3218	2/3	0	304

RUSHING	NO	YDS	AVG	LG	TD
Taylor	223	1,202	5.4	80t	5
Jones-Drew	167	768	4.6	57t	9
Garrard	49	185	3.8	19	1
G. Jones	42	119	2.8	11	2
Gray	19	57	3.0	15	0
Northcutt	6	27	4.5	8	0
ToeField	13	27	2.1	7	1
R. Williams	1	8	8.0	8	0
Podlesh	2	-2	-1.0	0	0
Jaguars	522	2,391	4.6	80t	18
Opponents	390	1,605	4.1	42	12

RECEIVING	NO	YDS	AVG	LG	TD
Wilford	45	518	11.5	35	3
Northcutt	44	601	13.7	55t	4
Jones-Drew	40	407	10.2	43	0
R. Williams	38	629	16.6	80t	10
Lewis	37	391	10.6	25	2
M. Jones	24	317	13.2	48	4
Wrightster	17	123	7.2	36	1
G. Jones	11	99	9.0	27	2
Estandia	9	136	15.1	30	0
Taylor	9	58	6.4	18	0
Angulo	8	81	10.1	22	1
Broussard	4	126	31.5	56	1
Smolko	1	5	5.0	5	0
ToeField	1	4	4.0	4	0
Jaguars	288	3,495	12.1	80t	28
Opponents	319	3,660	11.5	58t	20

INTERCEPTIONS	NO	YDS	AVG	LG	TD
Nelson	5	76	15.2	37	0
Knight	4	31	7.8	15	0
B. Williams	3	10	3.3	6	0
Ingram	1	39	39.0	39t	1
Glenn	1	28	28.0	28t	1
Mathis	1	23	23.0	23	0
Peterson	1	12	12.0	12	0
Cousin	1	9	9.0	9	0
Starks	1	7	7.0	7	0
Durant	1	2	2.0	2	0
Fudge	1	0	0.0	0	0
Jaguars	20	237	11.9	39t	2
Opponents	8	215	26.9	75t	1

PUNTING	NO	YDS	AVG	NET	TB	IN	LG	B
Podlesh	54	2,249	41.6	36.9	2	14	76	0
Jaguars	54	2,249	41.6	36.9	2	14	76	0
Opponents	66	2,864	43.5	37.3	4	24	70	0

PUNT RET.	NO	FC	YDS	AVG	LG	TD
Northcutt	26	13	240	9.2	37	0
Jones-Drew	3	0	28	9.3	17	0
Hawkins	1	0	0	0.0	0	0
Nkang	1	0	0	0.0	0	0
C. Owens	1	1	0	0.0	0	0
Starks	0	0	56	---	56	0
Jaguars	32	14	324	10.1	56	0
Opponents	28	4	218	7.8	24	0

KICKOFF RET.	NO	YDS	AVG	LG	TD
Jones-Drew	31	811	26.2	100t	1
C. Owens	5	94	18.8	31	0
Starks	5	81	16.2	22	0
ToeField	3	57	19.0	26	0
Wrightster	2	35	17.5	29	0
Broussard	1	20	20.0	20	0
Landri	1	0	0.0	0	0
Smolko	1	12	12.0	12	0
Jaguars	49	1,110	22.7	100t	1
Opponents	67	1,323	19.7	104t	2

2-point conversions: Garrard, Jaguars 1-2, Opponents 3-3

FGS	1-19	20-29	30-39	40-49	50+
Scobee	0/0	6/6	3/3	3/4	0/0
Carney	2/2	3/3	3/3	1/3	0/0
Jaguars	2/2	9/9	6/6	4/7	0/0
Opponents	0/0	5/6	7/8	6/8	0/1

Scobee: (22G) ( ) ( ) ( ) ( ) ( ) ( ) ( ) (48G) (46G, 33G, 22G, 23G, 20G) (46N, 47G) (21G, 20G, 33G) (36G) ( ) ( )  
 Jaguars: (22G) (35G, 27G) (19G, 27G, 18G) (20G, 48N) (42N, 37G) ( ) (41G) (30G) ( ) (48G) (46G, 33G, 22G, 23G, 20G) (46N, 47G) (21G, 20G, 33G) (36G) ( ) ( )  
 Opponents: (20G, 31G) (43N, 26N), ( ) (31N) (20G, 35G, 33G) (36G, 20G) (44G, 22G, 42G) (46G, 43N, 52N, 34G) (36G, 49G) (23G) ( ) ( ) (49G, 39G) ( ) (41G) ( )

**SACKS**  
 Spicer 7.5, Meier 4, Hawkins 3.5, Hayward 3.5, McCray 3, Stroud 3, Henderson 2, Peterson 2, Smith 1.5, Cousin 1, Durant 1, Ingram 1, Mincey 1, Nelson 1 Pettway 1, TEAM 1, Jaguars 37, Opponents 31.

**TACKLES (Solo, Assists, Total)**  
 Knight (95-37-132), Smith (79-38-117), Peterson (71-45-116), Nelson (57-25-82), Durant (50-20-70), B. Williams (50-20-70), Mathis (47-20-67), Cousin (41-24-65), Ingram (41-24-65), Spicer (36-14-50), Henderson (38-11-49), Meier (21-16-37), Stroud (24-11-35), Hayward (23-1-24), McCray (19-5-24), Glenn (13-6-19), Iwuh (10-7-17), Starks (11-5-16), Landri (12-2-14), Hawkins (11-2-13), Mincey (7-5-12), Fudge (7-3-10), Jackson (8-0-8), Sensabaugh (4-4-8), Pettway (4-3-7), Thompson (6-0-6), Thomas (2-3-5), McDaniel (4-0-4), Orr (2-1-3)

- USUAL STARTING LINEUP**
- OFFENSE**  
 WR Ernest Wilford (14)  
 LT Khalif Barnes (14)  
 LG Vince Manuwai (15)  
 C Brad Meester (11)  
    Dennis Norman (5)  
    Chris Naeole (8)  
 RG Maurice Williams (10)  
 RT Tony Pashos (15)  
 TE Mercedes Lewis (16)  
 TE George Wrightster (6)  
 WR Dennis Northcutt (11)  
    Reggie Williams (6)  
 QB David Garrard (12)  
    Quinn Gray (4)  
 RB Fred Taylor (15)  
 FB Greg Jones (11)

- DEFENSE**  
 LE Reggie Hayward (10)  
    Bobby McCray (9)  
 DT Marcus Stroud (9)  
    Rob Meier (9)  
 DT John Henderson (15)  
 RE Paul Spicer (12)  
 OLB Clint Ingram (11)  
    Justin Durant (8)  
 MLB Mike Peterson (10)  
 OLB Daryl Smith (15)  
 LCB Rashean Mathis (14)  
 RCB Brian Williams (14)  
    Aaron Glenn (4)  
 SS Sammy Knight (15)  
    Gerald Sensabaugh (2)  
 FS Reggie Nelson (15)

PASSING	ATT	CMP	PCT	YARDS	YDS/ATT	TD	INT	LG	SK/YDS	RATING
Garrard	325	208	64.0	2,509	7.72	18	3	59t	21/99	102.2
Gray	144	80	55.6	986	6.85	10	5	80t	10/68	85.6
Jaguars	469	288	61.4	3,495	7.45	28	8	80t	31/167	97.1
Opponents	543	319	58.7	3,660	6.74	20	20	58t	37/244	76.1





# 2008 STATISTICS (5-11)



HEAD COACH: JACK DEL RIO

STANDINGS: FOURTH IN AFC SOUTH

DATE	OPPONENT	SCORE	W/LTIX.	DIS.
Sept. 7	at Tennessee	10-17	L	69,143
Sept. 14	BUFFALO	16-20	L	65,167
Sept. 21	at Indianapolis	23-21	W	65,938
Sept. 28	HOUSTON (OT)	30-27	W	64,061
Oct. 5	PITTSBURGH	21-26	L	65,908
Oct. 12	at Denver	24-17	W	75,674
Oct. 19	Open date			
Oct. 26	CLEVELAND	17-23	L	64,775
Nov. 2	at Cincinnati	19-21	L	64,238
Nov. 9	at Detroit	38-14	W	52,631
Nov. 16	TENNESSEE	14-24	L	65,258
Nov. 23	MINNESOTA	12-30	L	65,064
Dec. 1	at Houston	17-30	L	70,809
Dec. 7	at Chicago	10-23	L	61,736
Dec. 14	GREEN BAY	20-16	W	65,457
Dec. 18	INDIANAPOLIS	24-31	L	65,648
Dec. 28	at Baltimore	7-27	L	71,366

	JAX	OPP
TOTAL FIRST DOWNS	312	289
Rushing	107	98
Passing	183	166
Penalty	22	25
Third Down: Made/Att.	87/213	82/200
Third Down Pct.	40.8	41.0
Fourth Down: Made/Att.	14/24	5/11
Fourth Down Pct.	58.3	45.5
POSSESSION AVG.	31:22	28:38
TOTAL NET YARDS	5,106	5,295
Average per Game	319.1	330.9
Total Plays	1,005	922
Average Per Play	5.1	5.7
NET YARDS RUSHING	1,774	1,709
Average per Game	110.9	106.8
Total Rushes	426	428
NET YARDS PASSING	3,332	3,586
Average per Game	208.3	224.1
Sacked/Yards Lost	42/288	29/191
Gross Yards	3,620	3,777
Att./Completions	537/335	465/297
Completion Pct.	62.4	63.9
Had Intercepted	13	13
PUNTS/AVERAGE	67/43.3	67/43.0
NET PUNTING AVE.	67/36.9	67/36.8
PENALTIES/YARDS	104/813	80/691
FUMBLES/BALLS LOST	23/11	15/4
TOUCHDOWNS	35	41
Rushing	17	14
Passing	15	25
Returns	3	2

BY PERIODS	1	2	3	4	OT	PTS
Jaguars	58	88	62	91	3	302
Opponents	101	102	50	114	0	367

SCORING	TD	RU	PA	RT	PAT	FG	S	TP
Scobee	0	0	0	0	0	0	0	0
Jones-Drew	14	12	2	0	0	0	0	84
Owens	3	2	0	1	0	0	0	18
Williams	3	0	3	0	0	0	0	18
Garrard	2	2	0	0	0	0	0	12
M. Jones	2	0	2	0	0	0	0	12
Lewis	2	0	2	0	0	0	0	12
Mathis	2	0	0	2	0	0	0	12
Northcutt	2	0	2	0	0	0	0	12
G. Jones	1	0	1	0	0	0	0	6
Pearman	1	0	1	0	0	0	0	6
Porter	1	0	1	0	0	0	0	6
Taylor	1	1	0	0	0	0	0	6
Williamson	1	0	1	0	0	0	0	6
Jaguars	35	17	15	333/3319/25	1302			
Opp.	41	14	25	240/4027/30	0367			

RUSHING	NO	YDS	AVG	LG	TD
Jones-Drew	197	824	4.2	46t	12
Taylor	143	556	3.9	34	1
Garrard	73	322	4.4	24	2
Owens	2	43	21.5	41t	2
G. Jones	2	13	6.5	13	0
Northcutt	1	9	9.0	9	0
Washington	4	9	2.3	6	0
Williamson	1	1	1.0	1	0
Williams	1	0	0.0	0	0
Lemon	2	-3	-1.5	-1	0
Jaguars	426	1,774	4.2	46t	17
Opponents	428	1,709	4.0	40t	14

RECEIVING	NO	YDS	AVG	LG	TD
M. Jones	65	761	11.7	35	2
Jones-Drew	62	565	9.1	26	2
Northcutt	44	545	12.4	41	2
Lewis	41	489	11.9	30t	2
Williams	37	364	9.8	32	3
Walker	16	217	13.6	32	0
Taylor	16	98	6.1	17	0
G. Jones	13	116	8.9	22	1
Porter	11	181	16.5	33	1
Estandia	10	113	11.3	23	0
Angulo	8	63	7.9	17	0
Williamson	5	30	6.0	10t	1
Wrightster	2	35	17.5	27	0
Owens	2	17	8.5	10	0
Pearman	1	23	23.0	23t	1
Washington	1	9	9.0	9	0
Garrard	1	-6	-6.0	-6	0
Jaguars	335	3,620	10.8	41	15
Opponents	297	3,777	12.7	56t	25

INTERCEPTIONS	NO	YDS	AVG	LG	TD
Mathis	4	151	37.8	72t	2
Sensabaugh	4	38	9.5	23	0
Williams	2	31	15.5	27	0
Nelson	2	0	0.0	0	0
Harvey	1	0	0.0	0	0
Jaguars	13	220	16.9	72t	2
Opponents	13	181	13.9	42	1

PUNTING	NO	YDS	AVG	NET	TB	IN	LG	B
Weatherford	21	915	43.6	37.7	3	2	57	0
Podlesh	46	1,989	43.2	36.6	5	12	60	0
Jaguars	67	9044	3.336	9	8	14	60	0
Opponents	67	8784	3.036	8	7	25	61	0

PUNT RET.	NO	FC	YDS	AVG	LG	TD
Witherspoon	17	9	192	11.3	38	0
Jones-Drew	7	1	69	9.9	15	0
Northcutt	5	7	14	2.8	9	0
Jaguars	29	17	275	9.5	38	0
Opponents	31	19	269	8.7	28	0

KICKOFF RET.	NO	YDS	AVG	LG	TD
Witherspoon	52	1,250	24.0	51	0
Jones-Drew	13	281	21.6	33	0
Williamson	4	84	21.0	26	0
G. Jones	2	19	9.5	10	0
Owens	2	30	15.0	20	0
Reyes	1	14	14.0	14	0
Jaguars	74	1,678	22.7	51	0
Opponents	51	1,015	19.9	52	0

2-point conversions: Jaguars 0-2, Opponents 0-1

FGS	1-19	20-29	30-39	40-49	50+
Scobee	0/0	7/7	3/6	5/7	4/5
Jaguars	0/0	7/7	3/6	5/7	4/5
Opponents	0/0	9/9	10/12	6/7	2/2

Scobee: (37N, 27G) (28G, 50G, 39G) (26G, 21G, 51G) (46G, 40G, 37G) ( ) (48G) (38B, 53G) (52G, 26G) (34G) ( ) (21G, 46N, 38N) (43N, 29G) (42G) (51N) (44G) ( )

Opponents: (47G) (21G, 45G) ( ) (27G, 47G) (38G, 23G) (39G) (32G, 20G, 42G) ( ) (33B) (32G) (54G, 32G, 22G) (38G, 50G, 20G) (22G, 36G, 35G) (22G, 23G, 38G) (30N, 45G) (32G, 48N, 41G)

**SACKS**  
 Hayward 4.5, Harvey 3.5, Spicer 3.5, Groves 2.5, Smith 2.5, Henderson 2.0, Ingram 2.0, Landri 2.0, Meier 2.0, Kennedy 1.0, Mathis 1.0, Mincey 1.0, Peterson 1.0, McDaniel 0.5, Jaguars 29, Opponents 42.

**TACKLES (Solo, Assists, Total)**  
 Peterson (88-51-139), Smith (89-41-130), Durant (81-32-113), B. Williams (78-11-90), Sensabaugh (70-12-82), Ingram (38-34-72), Nelson (45-19-64), Henderson (37-16-53), Spicer (34-16-50), Meier (31-14-45), Harvey (23-12-35), Mathis (33-0-33), Hayward (24-7-31), Florence (24-2-26), Landri (12-11-23), McDaniel (15-7-22), Prioleau (15-3-18), Groves (12-5-17), T. Williams (15-0-15), Kennedy (4-4-8), Witherspoon (7-0-7), Mincey (3-3-6), Iwuh (0-2-2)

### USUAL STARTING LINEUP

- OFFENSE**
- WR Reggie Williams (11)
  - Jerry Porter (6)
  - LT Khalif Barnes (16)
  - LG Vince Manuwai (1)
  - Uche Nwaneri (15)
  - C Brad Meester (10)
  - Dennis Norman (6)
  - RG Maurice Williams (1)
  - Milford Brown (4)
  - Tutan Reyes (3)
  - Dennis Norman (8)
  - RT Tony Pashos (16)
  - TE Mercedes Lewis (15)
  - TE Richard Angulo (7)
  - WR Greg Estandia (2)
  - Matt Jones (10)
  - Troy Williamson (2)
  - QB David Garrard (16)
  - RB Fred Taylor (13)
  - Maurice Jones-Drew (3)
  - FB Greg Jones (7)

- DEFENSE**
- DE Paul Spicer (10)
  - Derrick Harvey (9)
  - DT John Henderson (14)
  - Tony McDaniel (3)
  - DT Rob Meier (15)
  - DE Reggie Hayward (13)
  - OLB Daryl Smith (8)
  - Clint Ingram (8)
  - MLB Mike Peterson (10)
  - Daryl Smith (6)
  - OLB Clint Ingram (4)
  - Justin Durant (12)
  - CB Rashean Mathis (12)
  - William James (1)
  - CB Drayton Florence (8)
  - Brian Williams (11)
  - SS Brian Williams (5)
  - Gerald Sensabaugh (10)
  - FS Reggie Nelson (13)
  - Gerald Sensabaugh (3)

PASSING	ATT	CMP	PCT	YARDS	YDS/ATT	TD	INT	LG	SK/YDS	RATING
Garrard	535	335	62.6	3,620	6.77	15	13	41	42/288	81.7
Lemon	2	0	0.0	0	0.00	0	0	0	0/0	39.6
Jaguars	537	335	62.4	3,620	6.74	15	13	41	42/288	81.4
Opponents	465	297	63.9	3,777	8.12	25	13	56t	29/191	95.4



# 2009 STATISTICS (7-9)



HEAD COACH: JACK DEL RIO

STANDINGS: FOURTH IN AFC SOUTH

DATE	OPPONENT	SCORE	W/L/TIX.	DIS.
Sept. 13	at Indianapolis	12-14	L	65,757
Sept. 20	ARIZONA•	17-31	L	46,520
Sept. 27	at Houston	31-24	W	70,083
Oct. 4	TENNESSEE•	37-17	W	49,014
Oct. 11	at Seattle	0-41	L	67,228
Oct. 18	ST. LOUIS•	23-20 (OT)	W	42,088
Oct. 25	Open date			
Nov. 1	at Tennessee	13-30	L	69,143
Nov. 8	KANSAS CITY•	24-21	W	45,546
Nov. 15	at N.Y. Jets	24-22	W	76,313
Nov. 22	BUFFALO•	18-15	W	47,757
Nov. 29	at San Francisco	3-20	L	69,732
Dec. 6	HOUSTON•	23-18	W	42,079
Dec. 13	MIAMI•	10-14	L	60,457
Dec. 17	INDIANAPOLIS	31-35	L	63,753
Dec. 27	at New England	7-35	L	68,756
Jan. 3	at Cleveland	17-23	L	66,935

	JAX	OPP
TOTAL FIRST DOWNS	300	307
Rushing	114	100
Passing	170	191
Penalty	16	16
3rd Down: Made/Att	102/226	94/209
3rd Down Pct.	45.1%	45.0%
4th Down: Made/Att	12/21	12/17
4th Down Pct.	57.1%	70.6%
POSSESSION AVG.	30:08	29:52
TOTAL NET YARDS	5,385	5,637
Avg. Per Game	336.6	352.3
Total Plays	1010	982
Avg. Per Play	5.3	5.7
Net Yards Rushing	2,029	1,863
Avg. Per Game	126.8	116.4
Total Rushes	447	458
NET YARDS PASSING	3,356	3,774
Avg. Per Game	209.8	235.9
Sacked/Yards Lost	44/243	14/79
Gross Yards	3,599	3,853
Attempts/Completions	519/315	510/345
Completion Pct.	60.7%	67.6%
Had Intercepted	10	15
PUNTS/AVERAGE	72/41.9	62/44.9
NET PUNTING AVG.	72/38.3	62/39.5
PENALTIES/YARDS	70/542	64/498
FUMBLES/BALL LOST	26/13	22/10
TOUCHDOWNS	34	44
Rushing	19	12
Passing	15	28
Returns	0	4

BY PERIODS	1	2	3	4	OT	PTS
Jaguars	48	113	46	80	3	290
Opponents	69	157	75	79	0	380

SCORING	TD	RU	PA	RT	PAT	FG	S	TP
Jones-Drew	16	15	1	0	0/0	0/0	0	96
Scobee	0	0	0	0	30/31	18/28	0	84
Sims-Walker	7	0	7	0	0/0	0/0	0	42
Garrard	3	3	0	0	0/0	0/0	0	20
Lewis	2	0	2	0	0/0	0/0	0	12
Miller	2	0	2	0	0/0	0/0	0	12
Hughes	1	0	1	0	0/0	0/0	0	6
Jennings	1	1	0	0	0/0	0/0	0	6
Thomas	1	0	1	0	0/0	0/0	0	6
Wilford	1	0	1	0	0/0	0/0	0	6
Jaguars	34	19	15	0	30/31	18/28	0	290
Opponents	44	12	28	4	38/38	24/28	1	380

RUSHING	NO	YDS	AVG	LG	TD
Jones-Drew	312	1,391	4.5	80t	15
Garrard	77	323	4.2	30	3
Jennings	39	202	5.2	28t	1
M. Thomas	12	86	7.2	22	0
G. Jones	4	23	5.8	11	0
Miller	1	3	3.0	3	0
Qwens	2	1	0.5	3	0
Jaguars	447	2,029	4.5	80t	19
Opponents	458	1,863	4.1	89t	12

RECEIVING	NO	YDS	AVG	LG	TD
Sims-Walker	63	869	13.8	61t	7
Jones-Drew	53	374	7.1	19	1
Holt	51	722	14.2	63	0
M. Thomas	48	453	9.4	28	1
Lewis	32	518	16.2	47	2
Miller	21	212	10.1	62	2
Jennings	16	101	6.3	14	0
Wilford	11	123	11.2	30	1
Dillard	6	106	17.7	33	0
Hughes	5	70	14.0	35t	1
G. Jones	5	14	2.8	9	0
Williamson	3	34	11.3	13	0
Potter	1	3	3.0	3	0
Jaguars	315	3,599	11.4	63	15
Opponents	345	3,853	11.2	98t	28

INTERCEPTIONS	NO	YDS	AVG	LG	TD
D. Cox	4	6	1.5	6	0
Mathis	3	46	15.3	29	0
A. Smith	2	34	17.0	30	0
G. Alexander	2	23	11.5	22	0
Groves	1	37	37.0	37	0
Durant	1	27	27.0	27	0
Considine	1	25	25.0	25	0
D. Smith	1	10	10.0	10	0
Jaguars	15	208	13.9	37	0
Opponents	10	234	23.4	56	1

PUNTING	NO	YDS	AVG	NET	TB	IN	LG	B
A. Podlesh	72	3,017	41.9	38.3	5	23	64	0
Jaguars	72	3,017	41.9	38.3	5	23	64	0
Opponents	62	2,784	44.9	39.5	5	21	70	0

PUNT RET.	NO	FC	YDS	AVG	LG	TD
M. Thomas	14	4	118	8.4	44	0
Witherspoon	7	3	78	11.1	42	0
Jones-Drew	2	0	19	9.5	12	0
Hughes	2	0	18	9.0	11	0
Middleton	1	0	0	0.0	0	0
Starks	1	0	0	0.0	0	0
Jaguars	27	7	233	8.6	44	0
Opponents	38	15	159	4.2	13	0

KICKOFF RET.	NO	YDS	AVG	LG	TD
M. Thomas	26	644	24.8	43	0
Witherspoon	24	568	23.7	42	0
Jones-Drew	4	102	25.5	30	0
Jennings	3	56	18.7	24	0
Owens	3	49	16.3	29	0
Underwood	2	38	19.0	24	0
Miller	2	19	9.5	16	0
Ellison	1	16	16.0	16	0
Wilford	1	0	0.0	0	0
Jaguars	66	1,492	22.6	43	0
Opponents	47	1,069	22.7	93t	1

2-Pt. Conversions: Garrard, Jaguars 1-3, Opponents 2-6

FGS	1-19	20-29	30-39	40-49	50+
J.Scobee	0/0	7/8	4/4	3/7	4/9
Jaguars	0/0	7/8	4/4	3/7	4/9
Opponents	0/0	12/12	4/5	7/8	1/3

Scobee: (24G, 46G, 63N) (30G, 46B) (52G) (22G, 50G, 55N, 33G) ( ) (58N, 36G) ( ) (53N, 27G) (49N, 21G) (29G) (40N, 32G, 21N) (51G, 46G, 24G) (25G) (50G, 57N) ( ) (47G, 43N)  
Opponents: (52N) (45G, 48N) (27G) (29G) (47G, 27G) (52G, 27G) (48G, 25G, 45G) (45G, 21G, 56N) (32G, 37G, 40G) (26G, 28G, 22G) (46G, 27G) (32G) (38N) ( ) ( ) (27G, 21G, 33G)

**SACKS**  
Henderson 3.0, Harvey 2.0, Knighton 1.5, D. Smith 1.5, Ingram 1.0, Stanley 1.0, Hayward 1.0, Durant 1.0, Ellison 1.0, Landri 1.0; Jaguars: 14.0, Opponents: 44.0

**TACKLES (Solo, Assists, Total)**  
D. Smith (101-49-150), Durant (90-45-135), Ingram (47-30-77), Nelson (60-17-77), Cox (56-20-76), Harvey (37-32-69), Henderson (27-33-60), Alexander (39-19-58), Allen (35-23-58), Knighton (29-24-53), Mathis (28-12-40), Iwuh (26-12-38), Considine (24-12-36), Brackenridge (23-11-34), Groves (22-12-34), Ellison (16-12-28), A. Smith (21-7-28), Stanley (17-7-24), Landri (8-7-15), Russell (6-8-14), Ju. Williams (6-4-10), B. Smith (4-5-9), Starks (4-3-7), Middleton (7-0-7), Navarre (3-2-5), Hayward (2-1-3), Harrington (1-0-1), Peterson (0-1-1)

### USUAL STARTING LINEUP

- OFFENSE**  
WR Mike Sims-Walker (14)  
Mike Thomas (4)  
LT Eugene Monroe (13)  
Tra Thomas (3)  
LG Vince Manuwai (16)  
C Brad Meester (16)  
RG Uche Nwaneri (13)  
Maurice Williams (3)  
RT Eben Britton (15)  
Maurice Williams (1)  
TE Mercedes Lewis (15)  
Ernest Wilford (7)  
WR Torry Holt (12)  
QB David Garrard (16)  
RB Maurice Jones-Drew (16)  
FB Greg Jones (7)

- DEFENSE**  
DE Derrick Harvey (16)  
DT John Henderson (15)  
Atiyah Ellison (2)  
DT Terrance Knighton (16)  
DE Quentin Groves (7)  
Atiyah Ellison (4)  
OLB Daryl Smith (16)  
MLB Justin Durant (13)  
OLB Clint Ingram (12)  
CB Rashean Mathis (10)  
Tryon Brackenridge (5)  
CB Derek Cox (16)  
SS Sean Considine (6)  
Gerald Alexander (10)  
FS Reggie Nelson (14)  
Anthony Smith (2)

PASSING	ATT	CMP	PCT	YARDS	YDS/ATT	TD	INT	LG	SK/YDS	RATING
Garrard	516	314	60.9	3,597	7.0	15	10	63	42/236	83.5
McCown	3	1	33.3	2	0.7	0	0	2	2/7	42.4
Jaguars	519	315	60.7	3,599	6.9	15	10	63	44/243	83.2
Opponents	510	345	67.6	3,853	7.6	28	15	98t	14/79	96.0





# 2010 STATISTICS (8-8)



HEAD COACH: JACK DEL RIO

STANDINGS: SECOND IN AFC SOUTH

DATE	OPPONENT	SCORE	W/L	TIX.	DIS.
Sept. 12	DENVER	24-17	W	63,636	
Sept. 19	at San Diego	13-38	L	62,691	
Sept. 26	PHILADELPHIA	3-28	L	63,256	
Oct. 3	INDIANAPOLIS	31-28	W	63,111	
Oct. 10	at Buffalo	36-26	W	58,304	
Oct. 18	TENNESSEE	3-30	L	63,625	
Oct. 24	at Kansas City	20-42	L	69,105	
Oct. 31	at Dallas	35-17	W	81,395	
Nov. 7	Open date				
Nov. 14	HOUSTON	31-24	W	62,340	
Nov. 21	CLEVELAND	24-20	W	62,254	
Nov. 28	at N.Y. Giants	20-24	L	78,533	
Dec. 5	at Tennessee	17-6	W	69,143	
Dec. 12	OAKLAND	38-31	W	62,570	
Dec. 18	at Indianapolis	24-34	L	67,147	
Dec. 26	WASHINGTON	17-20 (OT)	L	63,470	
Jan. 2	at Houston	17-34	L	71,023	

	JAX	OPP
TOTAL FIRST DOWNS	330	316
Rushing	148	98
Passing	161	197
Penalty	21	21
3rd Down: Made/Att	81/203	78/189
3rd Down Pct.	39.9%	41.3%
4th Down: Made/Att	16/25	8/18
4th Down Pct.	64.0%	44.4%
POSSESSION AVG.	31:43	28:17
TOTAL NET YARDS	5,460	5,949
Avg. Per Game	341.3	371.8
Total Plays	1019	948
Avg. Per Play	5.4	6.3
Net Yards Rushing	2,395	1,945
Avg. Per Game	149.7	121.6
Total Rushes	512	416
NET YARDS PASSING	3,065	4,004
Avg. Per Game	191.6	250.3
Sacked/Yards Lost	38/291	26/189
Gross Yards	3,356	4,193
Attempts/Completions	469/291	506/329
Completion Pct.	62.0%	65.0%
Had Intercepted	21	13
PUNTS/AVERAGE	57/43.8	64/42.4
NET PUNTING AVG.	57/39.2	64/36.5
PENALTIES/YARDS	83/675	85/748
FUMBLES/BALL LOST	23/12	12/5
TOUCHDOWNS	41	50
Rushing	14	19
Passing	26	28
Returns	1	3

BY PERIODS	1	2	3	4	OT	PTS
Jaguars	43	129	86	95	0	353
Opponents	88	92	102	134	3	419

SCORING	TD	RU	PA	RT	PAT	FG	S	TP
Scobee	0	0	0	0	0	0	0	0
Lewis	10	0	10	0	0	0	0	0
Jones-Drew	7	5	2	0	0	0	0	0
Sims-Walker	7	0	7	0	0	0	0	0
Garrard	5	5	0	0	0	0	0	0
Thomas	5	0	4	1	0	0	0	0
Jennings	4	4	0	0	0	0	0	0
J. Hill	1	0	1	0	0	0	0	0
Miller	1	0	1	0	0	0	0	0
Osgood	1	0	1	0	0	0	0	0
Jaguars	41	14	26	141	41	22/28	0	353
Opponents	50	19	28	348	48	23/25	0	419

RUSHING	NO	YDS	AVG	LG	TD
Jones-Drew	299	1,324	4.4	37	5
Jennings	84	459	5.5	74t	4
Garrard	66	279	4.2	25t	5
Karim	35	160	4.6	15	0
M. Thomas	12	114	9.5	33	0
Edwards	9	34	3.8	14	0
Miller	2	9	4.5	8	0
Bouman	2	8	4.0	6	0
G. Jones	2	4	2.0	3	0
McCown	1	4	4.0	4	0
Jaguars	512	2,395	4.7	74t	14
Opponents	416	1,945	4.7	70	19

RECEIVING	NO	YDS	AVG	LG	TD
M. Thomas	66	820	12.4	50t	4
Lewis	58	700	12.1	42t	10
Sims-Walker	43	562	13.1	39	7
Jones-Drew	34	317	9.3	75	2
Jennings	26	223	8.6	25	0
Miller	20	216	10.8	52t	1
J. Hill	11	248	22.5	48t	1
G. Jones	11	47	4.3	12	0
Underwood	8	111	13.9	22	0
Osgood	6	60	10.0	24t	1
Potter	3	24	8.0	10	0
Karim	3	10	3.3	7	0
Bolen	1	15	15.0	15	0
Wilford	1	3	3.0	3	0
Jaguars	291	3,356	11.5	75	26
Opponents	329	4,193	12.7	67t	28

INTERCEPTIONS	NO	YDS	AVG	LG	TD
D. Cox	4	14	3.5	14	0
A. Smith	1	47	47.0	47	0
Mathis	1	24	24.0	24	0
Greene	1	8	8.0	8	0
D. Smith	1	8	8.0	8	0
Carey	1	7	7.0	7	0
Middleton	1	2	2.0	2	0
D. Jones	1	0	0.0	0	0
Considine	1	-2	-2.0	-2	0
Knighon	1	-3	-3.0	-3	0
Jaguars	13	105	8.1	47	0
Opponents	21	263	12.5	38	1

PUNTING	NO	YDS	AVG	NET	TB	IN	LG	B
Podlesh	57	496	43.8	39.2	7	26	63	0
Jaguars	57	496	43.8	39.2	7	26	63	0
Opponents	64	714	44.2	43.6	5	1	66	1

PUNT RET.	NO	FC	YDS	AVG	LG	TD
M. Thomas	34	7	358	10.5	78t	1
Brackenridge	1	0	1	1.0	1	0
Osgood	1	0	0	0.0	0	0
Mathis	0	1	0	---	---	0
Jaguars	36	8	359	10.0	78t	1
Opponents	19	15	123	6.5	13	0

KICKOFF RET.	NO	YDS	AVG	LG	TD
Karim	50	1,248	25.0	65	0
Underwood	24	561	23.4	53	0
Bolen	1	5	5.0	5	0
J. Hill	1	30	30.0	30	0
Miller	1	22	22.0	22	0
Owens	1	22	22.0	22	0
Potter	1	15	15.0	15	0
Wilford	1	0	0.0	0	0
Jaguars	80	1,903	23.8	65	0
Opponents	59	1,266	21.5	46	1

2-Pt. Conversions: Jaguars 0-0, Opponents 1-2

FGS	1-19	20-29	30-39	40-49	50+
J.Scobee	2/2	3/3	6/7	9/14	2/2
Jaguars	2/2	3/3	6/7	9/14	2/2
Opponents	0/0	9/9	10/10	3/3	1/3

Scobee: (45G) (44G, 48G) (51G) (59G) (49G, 49G, 34G, 40G, 46G) (33G) (35G, 18G) ( ) (38G, 39N, 43N) (47G) (22G, 42G) (22G, 46G, 49B, 48N) (19G) (22G) (44N, 34G) (39G, 46N)  
Opponents: (54 G) (41G) ( ) ( ) (29G, 22G) (26G, 33G, 36G) ( ) (34G) (24G) (51N, 38G, 51N, 41G) (22G, 29G, 28G) (37G, 30G) (26G) (34G, 37G) (48G, 31G) (26G, 33G)

**SACKS**  
Mincey 5.0, Kampman 4.0, Knighton 4.0, Alualu 3.5, D. Smith 3.5, Harvey 2.5, Hart 1.5, Considine 1.0, Middleton 1.0; Jaguars: 26.0, Opponents: 38.0

**TACKLES (Solo, Assists, Total)**  
D.Smith (109-47-156), Morrison (87-54-141), Durant (71-28-99), Knighton (52-32-84), Alualu (50-27-77), Greene (44-33-77), Mincey (41-28-69), Mathis (36-23-59), Kampman (34-21-55), Allen (38-16-54), Considine (33-19-52), D. Cox (36-16-52), Carey (29-22-51), Middleton (26-16-42), Harvey (16-18-34), Lane (20-13-33), D. Jones (22-5-27), Douzable (13-14-27), A. Smith (13-3-16), G. Alexander (6-9-15), Hart (9-4-13), Mosley (2-4-6), Brackenridge (4-0-4), Cohen (3-0-3), Morgan (2-1-3), Hamlin (2-1-3), Bowen (1-0-1)

### USUAL STARTING LINEUP

- OFFENSE**
- WR Mike Sims-Walker (13)
  - Kassim Osgood (3)
  - LT Eugene Monroe (15)
  - LG Vince Manuwai (11)
  - Justin Smiley (5)
  - C Brad Meester (16)
  - RG Uche Nwaneri (16)
  - RT Jordan Black (9)
  - Eben Britton (7)
  - TE Mercedes Lewis (16)
  - Zach Miller (5)
  - WR Mike Thomas (11)
  - QB David Garrard (14)
  - RB Maurice Jones-Drew (14)
  - Rashad Jennings (3)
  - FB Greg Jones (13)
- DEFENSE**
- DE Aaron Kampman (8)
  - Jeremy Mincey (8)
  - DT Terrance Knighton (16)
  - DT Tyson Alualu (16)
  - DE Austen Lane (9)
  - Derrick Harvey (7)
  - OLB Daryl Smith (16)
  - MLB Kirk Morrison (16)
  - OLB Justin Durant (9)
  - Russell Allen (4)
  - CB Rashean Mathis (16)
  - CB Derek Cox (11)
  - David Jones (5)
  - SS Courtney Greene (11)
  - Anthony Smith (3)
  - FS Don Carey (10)
  - Gerald Alexander (3)
  - Sean Considine (3)

PASSING	ATT	CMP	PCT	YARDS	YDS/ATT	TD	INT	LG	SK/YDS	RATING
Garrard	366	266	64.5	2,734	7.5	23	15	75	33/253	90.8
Edwards	49	26	53.1	280	5.7	1	3	44	4/32	51.4
Bouman	34	18	52.9	222	6.5	2	2	29	1/6	68.5
McCown	19	11	57.9	120	6.3	0	0	25	0/0	76.6
Jones-Drew	1	0	0.0	0	0.0	0	1	0	0/0	0.0
Jaguars	469	291	62.0	3,356	7.2	26	21	75	38/291	83.4
Opponents	506	329	65.0	4,193	8.3	28	13	67t	26/189	98.5



# 2011 STATISTICS (5-11)



HEAD COACH: JACK DEL RIO (FIRST 11 GAMES), MEL TUCKER (LAST 5 GAMES)

STANDINGS: THIRD IN AFC SOUTH

DATE	OPPONENT	SCORE	W/LTIX.	DIS.
Sept. 11	TENNESSEE	16-14	W	61,619
Sept. 19	at N.Y. Jets	3-32	L	78,834
Sept. 26	at Carolina	10-16	L	71,704
Oct. 2	NEW ORLEANS	10-23	L	62,471
Oct. 9	CINCINNATI	20-30	L	61,799
Oct. 16	at Pittsburgh	13-17	L	62,934
Oct. 24	BALTIMORE	12-7	W	62,976
Oct. 30	at Houston	14-24	L	71,412
Nov. 13	at Indianapolis	17-3	W	64,619
Nov. 20	at Cleveland	10-14	L	63,498
Nov. 27	HOUSTON	13-20	L	62,004
Dec. 5	SAN DIEGO	14-38	L	62,743
Dec. 11	TAMPA BAY	41-14	W	62,562
Dec. 15	at Atlanta	14-41	L	68,856
Dec. 24	at Tennessee	17-23	L	69,143
Jan. 1	INDIANAPOLIS	19-13	W	62,481

	JAX	OPP
TOTAL FIRST DOWNS	251	268
Rushing	103	73
Passing	122	175
Penalty	26	20
3rd Down: Made/Att	81/241	79/218
3rd Down Pct.	33.6%	36.2%
4th Down: Made/Att	6/17	4/9
4th Down Pct.	35.3%	44.4%
POSSESSION AVG.	30:02	29:58
TOTAL NET YARDS	4,149	5,008
Avg. Per Game	259.3	313.0
Total Plays	1,002	979
Avg. Per Play	4.1	5.1
NET YARDS RUSHING	1,970	1,667
Avg. Per Game	123.1	104.2
Total Rushes	489	435
NET YARDS PASSING	2,179	3,341
Avg. Per Game	136.2	208.8
Sacked/Yards Lost	44/331	31/213
Gross Yards	2,510	3,554
Attempts/Completions	469/240	513/326
Completion Pct.	51.2%	63.5%
Had Intercepted	15	17
PUNTS/AVERAGE	99/41.9	89/43.3
NET PUNTING AVG.	99/36.5	89/39.4
PENALTIES/YARDS	77/680	105/895
FUMBLES/BALL LOST	27/8	21/11
TOUCHDOWNS	25	37
Rushing	9	14
Passing	12	21
Returns	4	2

BY PERIODS	1	2	3	4	OT	PTS
Jaguars	44	100	33	66	0	243
Opponents	83	103	64	79	0	329

SCORING TD	RU	PA	RT	PAT	FG	S	TP	
Scobee	0	0	0	024/24	23/25	0	93	
Jones-Drew	11	8	3	0	0/0	0/0	0	66
Hill	3	0	3	0	0/0	0/0	0	18
West	2	0	2	0	0/0	0/0	0	12
Cloherly	1	0	0	1	0/0	0/0	0	6
Collins	1	0	0	1	0/0	0/0	0	6
Dillard	1	0	1	0	0/0	0/0	0	6
Jones	1	1	0	0	0/0	0/0	0	6
Miller	1	0	1	0	0/0	0/0	0	6
Potter	1	0	0	1	0/0	0/0	0	6
Shorts	1	0	1	0	0/0	0/0	0	6
Thomas	1	0	1	0	0/0	0/0	0	6
Youboty	1	0	0	1	0/0	0/0	0	6
Jaguars	25	9	12	424/24	23/25	0	243	
Opponents	37	14	21	235/36	22/29	2	329	

RUSHING	NO	YDS	AVG	LG	TD
Jones-Drew	343	1,606	4.7	56	8
Karim	63	130	2.1	14	0
Gabbert	48	98	2.0	12	0
D. Harris	9	42	4.7	24	0
Owens	10	39	3.9	9	0
McCown	7	23	3.3	9	0
Bolen	2	14	7.0	10	0
Thomas	3	11	3.7	12	0
G. Jones	2	7	3.5	6	1
N. Harris	1	0	0.0	0	0
Turk	1	0	0.0	0	0
Jaguars	489	1,970	4.0	56	9
Opponents	435	1,667	3.8	68	14

RECEIVING	NO	YDS	AVG	LG	TD
Thomas	44	415	9.4	47	1
Jones-Drew	43	374	8.7	48	3
Lewis	39	460	11.8	62	0
Dillard	29	292	10.1	25	1
Hill	25	367	14.7	74t	3
Karim	14	120	8.6	20	0
West	13	163	12.5	23t	2
Potter	5	50	10.0	22	0
Osgood	5	42	8.4	19	0
Cloherly	4	57	14.3	21	0
Miller	4	42	10.5	14t	1
G. Jones	4	19	4.8	10	1
Price	2	39	19.5	21	0
Shorts	2	30	15.0	25	1
Bolen	2	6	3.0	4	0
Owens	2	2	1.0	6	0
Whimper	1	17	17.0	17	0
Sims-Walker	1	11	11.0	11	0
D. Harris	1	4	4.0	4	0
Jaguars	240	2,510	10.5	74t	12
Opponents	326	3,554	10.9	80t	21

INTERCEPTIONS	NO	YDS	AVG	LG	TD
Landry	2	28	14.0	28	0
Lowery	2	26	13.0	30	0
Trent	2	17	8.5	22	0
Coleman	2	5	2.5	8	0
Posluszny	2	2	1.0	2	0
Smith	1	25	25.0	25	0
Rutland	1	37	37.0	25	0
Middleton	1	11	11.0	11	0
Mincey	1	5	5.0	5	0
Allen	1	3	3.0	3	0
Mathis	1	1	1.0	1	0
Youboty	1	0	0.0	0	0
Jaguars	17	139	8.2	30	0
Opponents	15	177	11.8	37	0

PUNTING	NO	YDS	AVG	NET	TB	IN	LG	B
Harris	72	3,075	42.7	37.9	5	13	55	0
Turk	27	1,072	39.7	32.8	5	7	65	0
Jaguars	99	4,147	41.9	36.5	10	20	65	0
Opponents	89	3,852	43.3	39.4	10	25	71	1

PUNT RET.	NO	FC	YDS	AVG	LG	TD
Thomas	19	5	88	4.6	28	0
Shorts	12	6	50	4.2	27	0
Dillard	3	6	10	3.3	5	0
Mathis	0	2	0	-	-	0
Jaguars	34	19	148	4.4	28	0
Opponents	48	17	333	6.9	42	0

KICKOFF RET.	NO	YDS	AVG	LG	TD
Karim	27	652	24.1	37	0
D. Harris	14	308	22.0	35	0
Shorts	4	82	20.5	23	0
Owens	1	13	13.0	13	0
Potter	1	0	0.0	0	0
Jaguars	47	1,055	22.4	37	0
Opponents	26	632	24.3	46	0

2-Pt. Conversions: Jaguars 0-1, Opponents 1-1

FGS	1-19	20-29	30-39	40-49	50+
J. Scobee	1/1	5/5	5/5	7/8	5/6
Jaguars	1/1	5/5	5/5	7/8	5/6
Opponents	0/0	5/5	10/11	4/6	3/7

Scobee: (48G, 21G, 45G) (55G) (53G) (31G) (19G, 20G) (46G, 45G) (54G, 54G, 22G, 51G) ( ) (44G, 45N) (42G) (21G, 55N, 35G) ( ) ( ) ( ) (39G) (25G, 32G, 47G, 39G)

Opponents: (67N) (38G, 45G, 23G) (35G, 32G) (53N, 38G, 39G, 21G, 50N) (47G) (21G, 46N) (52N) (46N, 39G) (42G) (38N) (53G, 33G) (29G) ( ) (33G, 31G) (51G, 51G, 35G) (48G, 20G)

**SACKS**  
Mincey 8.0, Roth 3.5, D. Smith 3.5, Alualu 2.5, Chick 2.5, Coleman 2.0, Posluszny 2.0, Douzable 1.0, Lane 1.0, Lowery 1.0, Mosley 1.0, Session 1.0, Allen 0.5, Collins 0.5, Landry 0.5, Selvie 0.5; Jaguars: 31.0, Opponents: 44.0

**TACKLES (Solo, Assists, Total)**  
Posluszny (132-60-192), D. Smith (125-41-166), Landry (69-46-115), Mincey (61-40-101), Alualu (43-38-81), Allen (51-25-76), Knighton (38-23-61), Douzable (35-26-61), Mosley (30-20-50), Lowery (31-16-47), Session (35-9-44), Coleman (32-12-44), Roth (29-14-43), Mathis (27-9-36), Middleton (22-11-33), Youboty (24-5-29), Proinski (7-12-19), Rutland (10-8-18), Lane (7-9-16), Cox (12-4-16), Collins (7-8-15), Owusu-Ansah (9-5-14), Chick (8-1-9), Trent (4-4-8), Greene (5-2-7), Selvie (3-1-4), Kampman (1-1-2), Franklin (0-3-3), D. Jones (1-0-1), Brown (1-0-1)

### USUAL STARTING LINEUP

#### OFFENSE

- WR Jason Hill (10)
- Jarett Dillard (5)
- LT Eugene Monroe (14)
- LG Will Rackley (14)
- C Brad Meester (16)
- RG Uche Nwaneri (16)
- RT Guy Whimper (15)
- TE Mercedes Lewis (15)
- Zach Potter (7)
- WR Mike Thomas (13)
- QB Blaine Gabbert (14)
- RB Maurice Jones-Drew (16)
- FB Greg Jones (9)

#### DEFENSE

- DE Jeremy Mincey (16)
- DT Terrance Knighton (13)
- C.J. Mosley (3)
- DT Tyson Alualu (16)
- DE Matt Roth (9)
- Leger Douzable (6)
- OLB Daryl Smith (16)
- MLB Paul Posluszny (16)
- OLB Clint Session (6)
- Russell Allen (6)
- CB Rashean Mathis (9)
- William Middleton (6)
- CB Derek Cox (6)
- Ashton Youboty (5)
- SS Dawan Landry (16)
- FS Dwight Lowery (11)

PASSING	ATT	CMP	YARDS	PCT	YDS/ATT	TD	INT	LG	SK/YDS	RATING
Gabbert	413	210	2,214	50.8	5.4	12	11	74t	40/293	65.4
L. McCown	56	30	296	53.6	5.3	0	4	26	4/38	39.0
Jaguars	469	240	2,510	51.2	5.4	12	15	74t	44/331	62.2
Opponents	513	326	3,554	63.5	6.9	21	17	80t	31/213	83.7





# 2012 STATISTICS (2-14)



HEAD COACH: MIKE MULARKEY

STANDINGS: FOURTH IN AFC SOUTH

DATE	OPPONENT	SCORE	W/L	TTX.	DIS.
Sept. 9	at Minnesota	23-26 (OT)	L	56,607	
Sept. 16	HOUSTON	7-27	L	62,907	
Sept. 23	at Indianapolis	22-17	W	63,536	
Sept. 30	CINCINNATI	10-27	L	63,030	
Oct. 7	CHICAGO	3-41	L	67,012	
Oct. 21	at Oakland	23-26 (OT)	L	51,634	
Oct. 28	at Green Bay	15-24	L	70,464	
Nov. 4	DETROIT	14-31	L	63,050	
Nov. 8	INDIANAPOLIS	10-27	L	63,272	
Nov. 18	at Houston	37-43 (OT)	L	71,676	
Nov. 25	TENNESSEE	24-19	W	63,323	
Dec. 2	at Buffalo	18-34	L	53,971	
Dec. 9	NEW YORK JETS	10-17	L	67,027	
Dec. 16	at Miami	3-24	L	53,667	
Dec. 23	NEW ENGLAND	16-23	L	70,251	
Dec. 30	at Tennessee	20-38	L	69,143	

	JAX	OPP
TOTAL FIRST DOWNS	269	364
Rushing	76	133
Passing	157	194
Penalty	36	37
3rd Down: Made/Att	64/216	89/215
3rd Down Pct.	29.6%	41.4%
4th Down: Made/Att	8/26	4/9
4th Down Pct.	30.8%	44.4%
POSSESSION AVG.	27:29	32:31
TOTAL NET YARDS	4788	6088
Avg. Per Game	299.3	380.5
Total Plays	994	1100
Avg. Per Play	4.8	5.5
NET YARDS RUSHING	1369	2256
Avg. Per Game	85.6	141.0
Total Rushes	358	545
NET YARDS PASSING	3419	3832
Avg. Per Game	213.7	239.5
Sacked/Yards Lost	50/327	20/128
Gross Yards	3746	3960
Attempts/Completions	586/328	535/341
Completion Pct.	56.0%	63.7%
Had Intercepted	17	12
PUNTS/AVERAGE	92/47.3	68/46.0
NET PUNTING AVG.	40.4	39.8
PENALTIES/YARDS	101/955	101/820
FUMBLES/BALL LOST	20/9	17/11
TOUCHDOWNS	26	48
Rushing	5	19
Passing	20	21
Returns	1	8

BY PERIODS	1	2	3	4	OT	PTS
Jaguars	50	71	43	88	3	255
Opponents	66	134	87	142	15	444

SCORING	TD	RU	PA	RT	PAT	FG	S	TP
Scobee	0	0	0	0	18/19	25/28	0	93
Shorts	7	0	7	0	0/0	0/0	0	42
Blackmon	5	0	5	0	0/0	0/0	1	32
Lewis	4	0	4	0	0/0	0/0	0	24
Jennings	2	2	0	0	0/0	0/0	1	14
Jones-Drew	2	1	1	0	0/0	0/0	0	12
Owens	1	1	0	0	0/0	0/0	1	8
Harris	1	0	0	1	0/0	0/0	0	6
Whimper	1	0	1	0	0/0	0/0	0	6
Henne	1	1	0	0	0/0	0/0	0	6
Shiple	1	0	1	0	0/0	0/0	0	6
Spurlock	1	0	1	0	0/0	0/0	0	6
Jaguars	26	5	20	1	18/19	25/28	3	255
Opponents	48	19	21	8	46/46	36/43	1	444

RUSHING	NO	YDS	AVG	LG	TD
Jones-Drew	86	414	4.8	59t	1
Jennings	101	283	2.8	21	2
Owens	42	209	5.0	32t	1
Parmele	40	143	3.6	28	0
Murphy	23	92	4.0	14	0
Toston	17	74	4.4	14	0
Henne	19	64	3.4	15	1
Gabbert	18	56	3.1	10	0
Blackmon	2	23	11.5	12	0
Jones	5	8	1.6	4	0
Todman	3	8	2.7	6	0
Thomas	1	-1	-1.0	-1	0
Shorts	1	-4	-4.0	-4	0
Jaguars	358	1369	3.8	59t	5
Opponents	545	2256	4.1	53	19

RECEIVING	NO	YDS	AVG	LG	TD
Blackmon	64	865	13.5	81t	5
Shorts	55	979	17.8	80t	7
Lewis	52	540	10.4	26	4
Robinson	24	252	10.5	32	0
Shiple	23	244	10.6	36	1
Jennings	19	130	6.8	26	0
Spurlock	14	121	8.6	22	1
Jones-Drew	14	86	6.1	13	1
Thomas	13	80	6.2	12	0
Jones	11	64	5.8	10	0
Elliott	10	108	10.8	22	0
Owens	8	113	14.1	53	0
Parmele	7	60	8.6	26	0
Toston	3	41	13.7	21	0
Clemons	3	41	13.7	17	0
Whimper	2	11	5.5	10	1
Potter	2	6	3.0	4	0
Stanback	1	6	6.0	6	0
Ta'ufou	1	5	5.0	5	0
Todman	1	0	0.0	0	0
Henne	1	-6	-6.0	-6	0
Murphy	0	0	0	0	0
Brown	0	0	0	0	0
Jaguars	328	3746	11.4	81t	20
Opponents	341	3960	11.6	59	21

INTERCEPTIONS	NO	YDS	AVG	LG	TD
Cox	4	18	4.5	16	0
Posluszny	3	20	6.7	13	0
Landry	1	47	47.0	21	0
Lowery	1	21	21.0	21	0
Bosworth	1	10	10.0	10	0
Prosinski	1	6	6.0	4	0
Harris	1	0	0.0	0	0
Jaguars	12	122	10.2	21	0
Opponents	17	400	23.5	79t	5

PUNTING	NO	YDS	AVG	NET	TB	IN	LG	B
Anger	91	4353	47.8	40.8	5	31	73	1
Jaguars	91	4353	47.3	40.8	5	31	73	1
Opponents	67	3131	46.0	40.3	7	20	65	1

PUNT RET.	NO	FC	YDS	AVG	LG	TD
Shiple	10	1	75	7.5	15	0
Thomas	8	1	56	7.0	18	0
Spurlock	6	4	51	8.5	28	0
Cosby	5	4	46	9.2	15	0
Ross	3	3	16	5.3	6	0
Jones-Drew	2	0	4	2.0	4	0
Jaguars	34	13	248	7.3	28	0
Opponents	40	29	495	12.4	81t	2

KICKOFF RET.	NO	YDS	AVG	LG	TD
Jennings	10	241	24.1	29	0
Parmele	10	233	23.3	38	0
Spurlock	6	118	19.7	24	0
Shiple	6	117	19.5	24	0
Murphy	5	118	23.6	32	0
Cosby	5	99	19.8	32	0
Todman	4	78	19.5	24	0
Toston	3	65	21.7	25	0
Thomas	2	34	17.0	20	0
Potter	1	11	11.0	11	0
Selvie	1	0	0.0	0	0
Jaguars	53	1114	21.0	38	0
Opponents	39	1009	25.9	55	0

2-Pt. Conversions: Jaguars 3/7, Opponents: 1/1

PASSING	ATT	CMP	YARDS	PCT	YDS/ATT	TD	INT	LG	SK/YDS	RATING
Henne	308	166	2084	53.9%	6.8	11	11	81t	28/169	72.2
B.Gabbert	278	162	1662	58.3%	6.0	9	6	80t	22/158	77.3
Team	586	328	3746	56.0%	6.4	20	17	81t	50/327	74.7
Opponents	535	341	3960	63.7%	7.4	21	12	59	20/128	89.8

FGS	1-19	20-29	30-39	40-49	50+
Scobee	1/1	4/4	8/8	11/13	1/2
Team	1/1	4/4	8/8	11/13	1/2
Opponents	0/0	7/7	17/17	19/9	12/3/5

Scobee: (19G, 26G, 47G) (1) (44G, 47G, 26G) (21G) (31G) (50G, 40G, 45G) (38G, 22G, 32G) (44N, 40G) (43G, 40G, 33G) (41G) (36G) (31G, 55N) (37G) (41G, 43N, 35G, 42G) (1)

Opponents: (20G, 42G, 55G, 38G) (31G, 37G) (36N, 37G) (35G, 35G) (32G, 31G) (21G, 33G, 31G, 64N, 40G) (32N, 25G) (47N, 42G) (31G, 41G) (42G, 50N, 27G, 47N, 25G) (38G, 42N, 40G, 39G, 33G) (29G, 50G) (44G) (53G, 30G, 31G) (25G, 49G, 38G) (48G)

**SACKS**  
Sacks: T.Alualu 3.5, J.Mincey 3.0, C.Mosley 2.5, T.Knighton 2.0, P.Posluszny 2.0, A.Lane 2.0, J. Babin 1.5, M.Harris 1.0, A.Branch 1.0, G.Selvie 1.0, R.Allen 0.5. Jaguars: 20.0, Opponents: 50.0

**TACKLES (Solo, Assists, Total)**  
Posluszny (152-79-231), Allen (137-64-201), Landry (90-86-176), Alualu (36-46-82), Mosley (44-36-80), Mincey (43-31-74), Prosinski (44-22-66), Ross (45-20-65), Harris (44-18-62), Knighton (31-30-61), Cox (49-10-59), Lane (27-27-54), Bosworth (32-21-53), Lowery (28-25-53), Stanford (15-21-36), Selvie (13-17-30), Mathis (15-9-24), Branch (9-11-20), Middleton (10-8-18), Babin (8-9-17), D'A.Smith (8-4-12), D. Smith (4-6-10), Rutland (4-6-10), Chick (2-6-8), Pendleton (2-2-4), Morgan (2-0-2)

### USUAL STARTING LINEUP

- OFFENSE**  
WR Laurent Robinson (4)  
Cecil Shorts III (9)  
LT Eugene Monroe (16)  
LG Mike Brewster (7)  
Eben Britton (5)  
Austin Pasztor (3)  
C Brad Meester (16)  
RG Uche Nwaneri (15)  
RT Cameron Bradford (12)  
Guy Whimper (4)  
TE Mercedes Lewis (15)  
WR Justin Blackmon (15)  
QB Blaine Gabbert (9)  
Chad Henne (6)  
RB Maurice Jones-Drew (5)  
Rashad Jennings (5)  
FB Greg Jones (4)
- DEFENSE**  
DE Jeremy Mincey (11)  
Jason Babin (4)  
DT Tyson Alualu (15)  
DT C.J. Mosley (12)  
Terrance Knighton (4)  
DE Austin Lane (7)  
Jeremy Mincey (5)  
OLB Kyle Bosworth (5)  
Julian Stanford (6)  
MLB Paul Posluszny (16)  
OLB Russell Allen (16)  
CB Aaron Ross (6)  
Rashean Mathis (4)  
Mike Harris (4)  
CB Derek Cox (11)  
William Middleton (3)  
SS Dawan Landry (16)  
FS Dwight Lowery (9)  
Chris Prosinski (7)



# 2013 STATISTICS (4-12)



HEAD COACH: GUS BRADLEY

STANDINGS: THIRD IN AFC SOUTH

DATE	OPPONENT	SCORE	W/L	TIX.	DIS.
Sept. 8	KANSAS CITY	2-28	L	59,416	
Sept. 15	at Oakland	9-19	L	49,400	
Sept. 22	at Seattle	17-45	L	68,087	
Sept. 29	INDIANAPOLIS	3-37	L	59,695	
Oct. 6	at St. Louis	20-34	L	54,266	
Oct. 13	at Denver	19-35	L	76,862	
Oct. 20	SAN DIEGO	6-24	L	59,550	
Oct. 27	SAN FRANCISCO	10-42	L	83,559	
Nov. 10	at Tennessee	29-27	W	69,143	
Nov. 17	ARIZONA	14-27	L	59,862	
Nov. 24	at Houston	13-6	W	71,659	
Dec. 1	at Cleveland	32-28	W	69,654	
Dec. 5	HOUSTON	27-20	W	60,414	
Dec. 15	BUFFALO	20-27	L	60,085	
Dec. 22	TENNESSEE	16-20	L	60,559	
Dec. 29	at Indianapolis	10-30	L	66,008	

	JAX	OPP
TOTAL FIRST DOWNS	271	353
Rushing	71	121
Passing	176	200
Penalty	24	32
3rd Down: Made/Att	70/225	96/226
3rd Down Pct.	31.1%	42.5%
4th Down: Made/Att	13/30	9/12
4th Down Pct.	43.3%	75.0%
POSSESSION AVG.	27:22	32:38
TOTAL NET YARDS	4,701	6,070
Avg. Per Game	293.8	379.4
Total Plays	1,020	1,089
Avg. Per Play	4.6	5.6
NET YARDS RUSHING	1,260	2,108
Avg. Per Game	78.8	131.8
Total Rushes	378	507
NET YARDS PASSING	3,441	3,962
Avg. Per Game	215.1	247.6
Sacked/Yards Lost	50/310	31/225
Gross Yards	3,751	4,187
Attempts/Completions	592/349	551/354
Completion Pct.	59.0%	64.2%
Had Intercepted	21	11
PUNTS/AVERAGE	95/45.7	76/43.0
NET PUNTING AVG.	40.5	38.8
PENALTIES/YARDS	96/797	87/729
FUMBLES/BALL LOST	18/6	27/10
TOUCHDOWNS	25	53
Rushing	7	20
Passing	16	29
Returns	2	4

BY PERIODS	1	2	3	4	OT	PTS
Jaguars	70	66	50	61	0	247
Opponents	107	139	102	101	0	449

SCORING	TD	RU	PA	RT	PAT	FG	2Pt	TP
J.Scobee	0	0	0	0	22/23	23/25	0	91
Jones-Drew	5	5	0	0	0/0	0/0	0	30
M.Lewis	4	0	4	0	0/0	0/0	0	24
C.Shorts	3	0	3	0	0/0	0/0	0	18
J.Todman	3	2	1	0	0/0	0/0	0	18
C.Harbor	2	0	2	0	0/0	0/0	0	12
M.Brown	2	0	2	0	0/0	0/0	0	12
D.Noble	1	0	1	0	0/0	0/0	0	6
J.Blackmon	1	0	1	0	0/0	0/0	0	6
A.Sanders	1	0	1	0	0/0	0/0	0	6
K.Taylor	1	0	1	0	0/0	0/0	0	6
W.Blackmon	1	0	0	1	0/0	0/0	0	6
Posluszny	1	0	0	1	0/0	0/0	0	6
J.Thomas	0	0	0	0	0/0	0/0	0	2
<b>Jaguars</b>	<b>25</b>	<b>7</b>	<b>16</b>	<b>2</b>	<b>22/23</b>	<b>23/25</b>	<b>0</b>	<b>247</b>
<b>Opponents</b>	<b>53</b>	<b>20</b>	<b>29</b>	<b>4</b>	<b>53/53</b>	<b>26/29</b>	<b>0</b>	<b>449</b>

RUSHING	NO	YDS	AVG	LG	TD
M.Jones-Drew	234	803	3.4	48	5
J.Todman	76	256	3.4	33	2
C.Henne	27	77	2.9	14	0
D.Robinson	20	66	3.3	24	0
B.Gabbert	9	32	3.6	7	0
J.Forsett	6	31	5.2	10	0
A.Sanders	2	4	2.0	4	0
W.Ta'ufou'ou	1	1	1.0	1	0
B.Anger	1	0	0.0	0	0
J.Blackmon	1	-1	-1.0	-1	0
S.Burton	1	-9	-9.0	-9	0
<b>Jaguars</b>	<b>378</b>	<b>1260</b>	<b>3.3</b>	<b>48</b>	<b>7</b>
<b>Opponents</b>	<b>507</b>	<b>2108</b>	<b>4.2</b>	<b>50</b>	<b>20</b>

RECEIVING	NO	YDS	AVG	LG	TD
C.Shorts	66	777	11.8	59	3
A.Sanders	51	484	9.5	51	1
M.Jones-Drew	43	314	7.3	17	0
M.Brown	32	446	13.9	43	2
J.Blackmon	29	415	14.3	67t	1
M.Lewis	25	359	14.4	41	4
C.Harbor	24	292	12.2	31	2
K.Taylor	19	189	9.9	17	1
J.Forsett	15	82	5.5	14	0
J.Todman	14	116	8.3	30	1
W.Ta'ufou'ou	10	40	4.0	11	0
S.Burton	8	76	9.5	22	0
A.Reisner	5	40	8.0	16	0
J.Ebert	3	18	6.0	8	0
D.Noble	2	63	31.5	62t	1
L.Thomas	2	31	15.5	18	0
B.Meester	1	9	9.0	9	0
<b>Jaguars</b>	<b>349</b>	<b>3751</b>	<b>10.7</b>	<b>67t</b>	<b>16</b>
<b>Opponents</b>	<b>354</b>	<b>4187</b>	<b>11.8</b>	<b>95t</b>	<b>29</b>

INTERCEPTIONS	NO	YDS	AVG	LG	TD
P.Posluszny	2	69	34.5	59t	1
G.Hayes	2	39	19.5	28	0
D.Gratz	2	20	10.0	17	0
A.Ball	2	8	4.0	8	0
J.Cyprien	1	27	27.0	27	0
R.Davis	1	8	8.0	8	0
W.Blackmon	1	1	1.0	1	0
<b>Jaguars</b>	<b>11</b>	<b>172</b>	<b>15.6</b>	<b>59t</b>	<b>1</b>
<b>Opponents</b>	<b>21</b>	<b>355</b>	<b>16.9</b>	<b>82t</b>	<b>3</b>

PUNTING	NO	YDS	AVG	NET	TB	IN	LG	B
B.Anger	95	4338	45.7	40.5	8	31	61	0
<b>Jaguars</b>	<b>95</b>	<b>4338</b>	<b>45.7</b>	<b>40.5</b>	<b>8</b>	<b>31</b>	<b>61</b>	<b>0</b>
<b>Opponents</b>	<b>75</b>	<b>3268</b>	<b>43.0</b>	<b>39.3</b>	<b>7</b>	<b>19</b>	<b>65</b>	<b>1</b>

PUNT RET.	Ret	FC	YDS	AVG	LG	TD
A.Sanders	25	16	140	5.6	17	0
W.Blackmon	5	5	2	0.4	5	0
<b>Jaguars</b>	<b>30</b>	<b>21</b>	<b>142</b>	<b>4.7</b>	<b>17</b>	<b>0</b>
<b>Opponents</b>	<b>47</b>	<b>22</b>	<b>330</b>	<b>7.0</b>	<b>38</b>	<b>0</b>

KICKOFF RET.	NO	YDS	AVG	LG	TD
J.Todman	26	712	27.4	59	0
S.Burton	4	99	24.8	32	0
D.Robinson	4	88	22.0	27	0
A.Sanders	3	75	25.0	31	0
K.Taylor	2	60	30.0	43	0
J.Forsett	1	21	21.0	21	0
W.Ta'ufou'ou	1	5	5.0	5	0
<b>Jaguars</b>	<b>41</b>	<b>1060</b>	<b>25.9</b>	<b>59</b>	<b>0</b>
<b>Opponents</b>	<b>25</b>	<b>509</b>	<b>20.4</b>	<b>47</b>	<b>0</b>

2-Pt. Conversions: Jaguars: 0/ 2, Opponents: 0/ 0

FGS	1-19	20-29	30-39	40-49	50+
J.Scobee	0/ 0	3/ 3	12/ 12	4/ 5	4/ 5
<b>Team</b>	<b>0/ 0</b>	<b>3/ 3</b>	<b>12/ 12</b>	<b>4/ 5</b>	<b>4/ 5</b>
<b>Opponents</b>	<b>0/ 0</b>	<b>10/ 10</b>	<b>9/ 10</b>	<b>6/ 6</b>	<b>1/ 3</b>

**Scobee:** ( ) (27G) (33G) (53G) (48G, 34G) (50G, 30G) (30G, 23G) (38G) (32G, 44G) (60N) (30G, 49N, 53G) (44G, 36G, 25G) (40G, 39G) (32G, 55G) (36G) (37G)

**Opponents:** ( ) (35N, 46G, 30G, 29G, 29G) (21G) (22G, 46G, 28G) (32G, 37G) ( ) (20G) ( ) (39G, 37G) (21G, 32G) (49G, 20G) (53N) (34G, 31G) (42G, 54N, 40G) (45G, 52G) (23G, 26G, 39G)

**SACKS**  
Sacks: J. Babin 7.5, A. Branch 6.0, S. Marks 4.0, P. Posluszny 3.0, J. Mincey 2.0, T. Alualu 1.5, J. Cyprien 1.0, G. Hayes 1.0, R. Allen 1.0, W. Blackmon 1.0, W. Guy 1.0, R. Davis 1.0, A Jones 0.5, B. Deaderick 0.5; Jaguars: 31.0, Opponents: 50.0

**TACKLES (Solo, Assists, Total)**  
P. Posluszny (121, 40, 161), J. Cyprien (82, 16, 98), G. Hayes (59, 16, 78), R. Allen (45, 18, 63), J. Evans (43, 11, 54), A. Ball (41, 6, 47), T. Alualu (34, 10, 44), J. Babin (30, 10, 40), W. Blackmon (30, 10, 40), A. Branch (30, 7, 37), M. Harris (28, 6, 34), S. Marks (28, 5, 33), D. Gratz (26, 6, 32), R. Miller (20, 5, 25), W. Guy (18, 6, 24), J. Thomas (12, 5, 17), J. Mincey (7, 7, 14), B. Deaderick (8, 1, 9), A. Jones (8, 1, 9), L. Reynolds (7, 2, 9), C. Pronsinski (5, 2, 7), J. Lotulelei (5, 2, 7), D. Lowery (4, 2, 6), D. McCray (3, 2, 5), R. Davis (4, 0, 4), K. Love (1, 3, 4), J. Miller (2, 0, 2), D. Nevis (1, 1, 2)

### USUAL STARTING LINEUP

#### OFFENSE

- WR Cecil Shorts III (13)
- LT Cameron Bradford (11)
- LG Will Rackley (11)
- C Brad Meester (16)
- RG Uche Nwaneri (16)
- RT Austin Pasztor (12)
- TE Mercedes Lewis (11)
- WR Mike Brown (6)
- Justin Blackmon (4)
- QB Chad Henne (13)
- Blaine Gabbert (3)
- RB Maurice Jones-Drew (15)
- FB Will Ta'ufou'ou (7)
- Clay Harbor, TE (4)

#### DEFENSE

- LDE Tyson Alualu (16)
- DT Roy Miller (14)
- DT Sen'Derrick Marks (16)
- LEO Jason Babin (16)
- OLB Geno Hayes (14)
- MLB Paul Posluszny (15)
- OLB Russell Allen (12)
- LCB Dwayne Gratz (8)
- Will Blackmon (8)
- RCB Alan Ball (15)
- SS Johnathan Cyprien (15)
- FS Josh Evans (11)

PASSING	ATT	CMP	YDS	CMP%	YDS/Att	TD	TD%	INT	INT%	LG	SACK/YDS	RATING
C.Henne	503	305	3,241	60.6%	6.4	13	2.6%	14	2.8%	62t	38/243	76.5
B.Gabbert	86	42	481	48.8%	5.6	1	1.2%	7	8.1%	67t	12/67	36.0
A.Sanders	1	1	21	100.0%	21.0	1	100.0%	0	0.0%	21t	0/0	158.3
M.Jones-Drew	1	1	8	100.0%	8.0	1	100.0%	0	0.0%	8t	0/0	139.6
D.Robinson	1	0	0	0.0%	0.0	0	0.0%	0	0.0%	0	0/0	39.6
<b>Team</b>	<b>592</b>	<b>349</b>	<b>3751</b>	<b>59.0%</b>	<b>6.3</b>	<b>16</b>	<b>2.7%</b>	<b>21</b>	<b>3.5%</b>	<b>67t</b>	<b>50/310</b>	<b>71.9</b>
<b>Opponents</b>	<b>551</b>	<b>354</b>	<b>4187</b>	<b>64.2%</b>	<b>7.6</b>	<b>29</b>	<b>5.3%</b>	<b>11</b>	<b>2.0%</b>	<b>95t</b>	<b>31/225</b>	<b>96.5</b>





# 2014 STATISTICS (3-13)



HEAD COACH: GUS BRADLEY

STANDINGS: THIRD IN AFC SOUTH

DATE	OPPONENT	SCORE	W/L	TTX.	DIS.
Sept. 7	at Philadelphia	17-34	L		69,596
Sept. 14	at Washington	10-41	L		80,037
Sept. 21	INDIANAPOLIS	17-44	L		60,601
Sept. 28	at San Diego	14-33	L		56,553
Oct. 5	PITTSBURGH	9-17	L		66,198
Oct. 12	at Tennessee	14-16	L		69,143
Oct. 19	CLEVELAND	24-6	W		61,341
Oct. 26	MIAMI	13-27	L		65,633
Nov. 2	at Cincinnati	23-33	L		60,057
Nov. 9	DALLAS (London)	17-31	L		83,603
Nov. 23	at Indianapolis	3-23	L		64,328
Nov. 30	NY GIANTS	25-24	W		64,687
Dec. 7	HOUSTON	13-27	L		61,070
Dec. 14	at Baltimore	12-20	L		70,801
Dec. 18	TENNESSEE	21-13	W		61,202
Dec. 28	at Houston	17-23	L		71,777

	JAX	OPP
TOTAL FIRST DOWNS	271	330
Rushing	86	107
Passing	154	200
Penalty	31	23
3rd Down: Made/Att	69/216	101/236
3rd Down Pct.	31.9	42.8
4th Down: Made/Att	7/19	4/10
4th Down Pct.	36.8	40.0
POSSESSION AVG.	27:11	32:49
TOTAL NET YARDS	4634	5932
Avg. Per Game	289.6	370.8
Total Plays	988	1085
Avg. Per Play	4.7	5.5
NET YARDS RUSHING	1633	2033
Avg. Per Game	102.1	127.1
Total Rushes	360	499
NET YARDS PASSING	3001	3899
Avg. Per Game	187.6	243.7
Sacked/Yards Lost	71/450	45/275
Gross Yards	3451	4174
Att./Completions	557/325	541/355
Completion Pct.	58.3	65.6
Had Intercepted	18	6
PUNTS/AVERAGE	96/46.5	75/47.5
NET PUNTING AVG.	96/39.6	75/41.5
PENALTIES/YARDS	73/573	115/886
FUMBLES/BALL LOST	15/8	22/14
TOUCHDOWNS	27	45
Rushing	9	15
Passing	15	24
Returns	3	6

By Periods	Q1	Q2	Q3	Q4	OT	Pts
Jaguars	60	59	46	84	0	249
Opponents	63	148	86	115	0	412

SCORING	TD	RU	PA	RT	PAT	FG	2PT	TP
Scobee	0	0	0	0	23/23	20/26	0	83
Hurns	6	0	6	0			0	36
D. Robinson	4	0	0	0			0	24
A. Robinson	2	0	0	0			0	14
Gerhart	2	2	0	0			0	12
Johnson	2	2	0	0			0	12
Lewis	2	0	2	0			0	12
Todman	2	1	1	0			0	12
Colvin	1	0	0	1			0	6
Gratz	1	0	0	1			0	6
Harbor	1	0	1	0			0	6
Jacobs	1	0	1	0			0	6
Lee	1	0	1	0			0	6
Shorts	1	0	1	0			0	6
Thomas	1	0	0	1			0	6
Jaguars	27	9	15	3	23/23	20/26	1	249
Opponents	45	15	24	6	45/45	31/35	2	412

RUSHING	NO	YDS	AVG	LG	TD
D. Robinson	135	582	4.3	41	4
Bortles	56	419	7.5	34	0
Gerhart	101	326	3.2	23	2
Todman	32	186	5.8	62t	1
Johnson	29	86	3.0	20	2
Henne	4	25	6.3	12	0
Lee	3	9	3.0	5	0
Jaguars	360	1633	4.5	62t	9
Opponents	499	2033	4.1	60t	15

RECEIVING	NO	YDS	AVG	LG	TD
Shorts	53	557	10.5	53	1
Hurns	51	677	13.3	63t	6
A. Robinson	48	548	11.4	54	2
Lee	37	422	11.4	37	1
Harbor	26	289	11.1	59	1
Todman	25	198	7.9	26	1
D. Robinson	23	124	5.4	19	0
Gerhart	20	186	9.3	26	0
Lewis	18	206	11.4	63t	2
Brown	7	88	12.6	17	0
Ta'ufou'ou	7	81	11.6	26	0
Sanders	6	55	9.2	24	0
Jacobs	2	16	8.0	14	1
Jensen	1	8	8.0	8	0
Johnson	1	-4	-4.0	-4	0
Jaguars	325	3451	10.6	63t	15
Opponents	355	4174	11.8	73t	24

INTERCEPTIONS	NO	YDS	AVG	LG	TD
Thomas	2	10	5.0	10	0
Gratz	1	55	55.0	55t	1
T. Smith	1	15	15.0	15	0
Ball	1	0	0.0	0	0
Martin	1	0	0.0	0	0
Jaguars	6	80	13.3	55t	1
Opponents	18	346	19.2	81t	4

PUNTING	NO	YDS	AVG	NET	TB	IN	LG	B
Anger	94	4464	47.5	39.6	10	25	69	2
Jaguars	96	4464	46.5	39.6	10	25	69	2
Opponents	75	3559	47.5	41.5	9	37	69	0

PUNT RET.	RET	FC	YDS	AVG	LG	TD
Sanders	32	10	227	7.1	23	0
Brown	5	5	37	7.4	13	0
Jaguars	37	15	264	7.1	23	0
Opponents	52	20	464	8.9	37	0

KICKOFF RET.	NO.	YDS	AVG	LG	TD
Todman	38	972	25.6	40	0
Davis	2	22	11.0	15	0
Alualu	1	12	12.0	12	0
Brown	1	11	11.0	11	0
Sanders	1	16	16.0	16	0
Jaguars	43	1033	24.0	40	0
Opponents	22	516	23.5	50	0

2-Pt. Conversions: Allen Robinson (1), Jaguars: 1/4, Opponents: 0/0

FGS	1-19	20-29	30-39	40-49	50+
Scobee	0/0	3/3	7/8	7/9	3/6
Jaguars	0/0	3/3	7/8	7/9	3/6
Opponents	0/0	11/11	8/8	9/11	3/5

Scobee: (49G,50N,36B)(36G)(41G)(43G,35G,36G)(55B)(30G)(48B,30G,40G)(25G)(28G)(28G,43G)(33G,37G)(53G,45G,53G,42N,45G)(53G,51N)  
Opponents: (51G,28G)(36G,42G)(48G,43G,25G)(33G,34G,23G,37G)(24G)(25G,21G,42G)(40G,22G)(43G,29G)(31G)(54G,48N)(46G,20G,32G)(43N,33G)(44G,44G)(22G,54N,54N,33G)(50G,23G)()

SACKS  
Sacks: S. Marks 8.5, C. Clemons 8, R. Davis 6.5, A. Branch 3, A. Jones 3, C. Smith 3, T. Alualu 2, G. Hayes 2, P. Posluszny 2, T. Smith 2, W. Blackmon 1, R. Bryant 1, W. Guy 1, Z. Hood 1, R. Miller 1; Jaguars: 45.0, Opponents: 71.0

TACKLES (Solo, Assists, Total)  
J. Cyprien (77, 34, 111), T. Smith (68, 31, 99), J. Evans (62, 28, 90), J. Thomas (47, 34, 81), P. Posluszny (47, 22, 69), D. Gratz (39, 16, 55), G. Hayes (34, 17, 51), D. McCray (40, 7, 47), S. Marks (34, 10, 44), A. Jones (23, 16, 39), C. Clemons (27, 9, 36), R. Miller (21, 10, 31), T. Alualu (13, 17, 30), W. Blackmon (21, 7, 28), A. Colvin (21, 4, 25), Z. Hood (17, 7, 24), R. Bryant (15, 8, 23), A. Ball (18, 4, 22), A. Branch (12, 6, 18), R. Davis (12, 3, 15), S. Martin (11, 3, 14), W. Guy (10, 4, 14), L. Reynolds (9, 4, 13), D. Watson (3, 5, 8), C. Smith (3, 2, 5), J. George (2, 1, 3), C. Proinski (2, 0, 2).

### USUAL STARTING LINEUP

#### OFFENSE

- WR Cecil Shorts III (12)
- LT Luke Joeckel (16)
- LG Zane Beadles (16)
- C Luke Bowanko (14)
- RG Brandon Linder (15)
- RT Austin Pasztor (8)
- TE Mercedes Lewis (8)
- WR Allen Robinson (7)
- QB Marqise Lee (6)
- QB Blake Bortles (13)
- RB Chad Henne (3)
- RB Denard Robinson (8)
- FB Toby Gerhart (6)
- FB Will Ta'ufou'ou (4)

#### DEFENSE

- LDE Red Bryant (16)
- DT Roy Miller (14)
- DT Sen'Derrick Marks (16)
- LEO Chris Clemons (16)
- OLB Geno Hayes (11)
- MLB J.T. Thomas (9)
- OLB Paul Posluszny (7)
- OLB Telvin Smith (4)
- LCB Will Blackmon, CB (4)
- RCB Demetrius McCray (12)
- SS Dwayne Gratz (9)
- SS Alan Ball (7)
- FS Johnathan Cyprien (15)
- FS Josh Evans (12)

PASSING	ATT	CMP	YDS	CMP%	YDS/ATT	TD	TD%	INT	INT%	LONG	SACK/YDS	RATING
Bortles	475	280	2908	58.9	6.12	11	2.3	17	3.6	63t	55/345	69.5
Henne	78	42	492	53.8	6.31	3	3.8	1	1.3	63t	16/105	80.7
Shorts	2	2	32	100.0	16.00	1	50.0	0	0.0	23t	0/0	158.3
Anger	1	1	19	100.0	19.00	0	0.0	0	0.0	19	0/0	118.8
D. Robinson	1	0	0	0.0	0.00	0	0.0	0	0.0	---	0/0	39.6
Jaguars	557	325	3451	58.3	6.20	15	2.7	18	3.2	63t	71/450	72.0
Opponents	541	355	4174	65.6	7.72	24	4.4	6	1.1	73t	45/275	99.1



# 2014 DEFENSIVE STATISTICS



## JAGUARS DEFENSIVE TACKLES

Player	Total	Solo	Asst.	Sacks	Int.	Pass Def.	TFL	QH	FF	FR
J. Cyprien	111	77	34	0	0	4	5	0	0	0
T. Smith	99	68	31	2.0	1	4	9	1	1	2
J. Evans	90	62	28	0	0	2	2	0	0	2
J. Thomas	81	47	34	0	2	5	2	0	2	1
P. Posluszny	69	47	22	2.0	0	1	2	3	0	1
D. Gratz	55	39	16	0	1	9	1	0	2	0
G. Hayes	51	34	17	2.0	0	0	9	1	1	0
D. McCray	47	40	7	0	0	3	1	0	0	0
S. Marks	44	34	10	8.5	0	3	15	16	0	1
A. Jones	39	23	16	3.0	0	1	4	3	1	0
C. Clemons	36	27	9	8.0	0	3	6	10	4	1
R. Miller	31	21	10	1.0	0	1	4	2	0	0
T. Alualu	30	13	17	2.0	0	0	2	5	0	0
W. Blackmon	28	21	7	1.0	0	0	1	0	1	0
A. Colvin	25	21	4	0	0	2	0	2	0	1
Z. Hood	24	17	7	1.0	0	0	2	2	0	1
R. Bryant	23	15	8	1.0	0	0	2	2	1	0
A. Ball	22	18	4	0	1	3	1	0	0	0
A. Branch	18	12	6	3.0	0	3	2	3	2	1
R. Davis	15	12	3	6.5	0	2	7	11	2	2
S. Martin	14	11	3	0	1	2	1	1	1	0
W. Guy	14	10	4	1.0	0	1	2	1	0	0
L. Reynolds	13	9	4	0	0	0	1	1	0	0
D. Watson	8	3	5	0	0	0	0	1	0	0
C. Smith	5	3	2	3.0	0	0	1	4	1	0
J. George	3	2	1	0	0	0	1	0	0	0
C. Prosinski	2	2	0	0	0	0	1	0	0	0
<b>JAX TOTALS:</b>	<b>997</b>	<b>688</b>	<b>309</b>	<b>45.0</b>	<b>6</b>	<b>49</b>	<b>84</b>	<b>69</b>	<b>19</b>	<b>13</b>

## JAGUARS SPECIAL TEAMS TACKLES

Player	Total	Solo	Asst.	Blk. Kick	FF	FR
L. Reynolds	10	6	4	0	0	1
W. Ta'ufou'ou	7	6	1	0	0	0
J. Todman	7	4	3	0	0	0
D. Watson	6	6	0	0	0	0
T. Smith	5	4	1	0	0	0
J. Harris	5	3	2	0	0	0
T. Campbell	5	3	2	0	0	0
C. Tinker	5	3	2	0	0	0
J. Thomas	4	4	0	0	0	0
T. Gerhart	4	4	0	0	0	0
R. Davis	4	2	2	0	0	0
J. Cyprien	3	3	0	0	0	0
C. Loston	3	2	1	0	0	0
J. George	3	2	1	0	0	0
C. Prosinski	3	0	3	0	0	0
D. McCray	2	2	0	0	0	0
W. Blackmon	2	2	0	0	0	0
A. Colvin	2	2	0	0	0	0
S. Martin	2	2	0	0	0	0
K. Fortt	1	1	0	0	0	0
L. Joeckel	1	1	0	0	0	0
D. Robinson	1	1	0	0	0	0
N. Jacobs	1	1	0	0	0	0
C. Harbor	1	0	1	0	0	0
A. Sanders	0	0	0	0	0	1

## JAGUARS TACKLES FOR LOSS LEADERS

PLAYER	TFL
Sen'Derrick Marks	15
Telvin Smith	9
Geno Hayes	9
Ryan Davis	7
Chris Clemons	6
Johnathan Cyprien	5
Roy Miller	4
Abry Jones	4
Winston Guy	2
Andre Branch	2
Red Bryant	2
Paul Posluszny	2
Josh Evans	2
Ziggy Hood	2
Tyson Alualu	2
J.T. Thomas	2
LaRoy Reynolds	1
Will Blackmon	1
Chris Prosinski	1
Alan Ball	1
Jeremiah George	1
Dwayne Gratz	1
Sherrod Martin	1
Chris Smith	1
Demetrius McCray	1

## JAGUARS PASSES DEFENSED LEADERS

PLAYER	PDS
Dwayne Gratz	9
J.T. Thomas	5
Telvin Smith	4
Johnathan Cyprien	4
Chris Clemons	3
Demetrius McCray	3
Alan Ball	3
Sen'Derrick Marks	3
Andre Branch	3
Sherrod Martin	2
Ryan Davis	2
Aaron Colvin	2
Josh Evans	2
Winston Guy	1
Paul Posluszny	1
Abry Jones	1
Roy Miller	1

## JAGUARS SACK LEADERS

PLAYER	SACKS	SACK YARDS
Sen'Derrick Marks	8.5	51
Chris Clemons	8.0	53
Ryan Davis	6.5	40
Andre Branch	3.0	26
Chris Smith	3.0	24
Abry Jones	3.0	13
Geno Hayes	2.0	20
Telvin Smith	2.0	13
Paul Posluszny	2.0	10
Tyson Alualu	2.0	3
Winston Guy	1.0	10
Red Bryant	1.0	4
Roy Miller	1.0	4
Ziggy Hood	1.0	4
Will Blackmon	1.0	0

## JAGUARS FORCED FUMBLES LEADERS

PLAYER	FORCED FUMBLES
Chris Clemons	4
Dwayne Gratz	2
Andre Branch	2
Ryan Davis	2
J.T. Thomas	2
Telvin Smith	1
Geno Hayes	1
Will Blackmon	1
Abry Jones	1
Red Bryant	1
Chris Smith	1
Sherrod Martin	1

## JAGUARS INTERCEPTION LEADERS

PLAYER	INTS
J.T. Thomas	2
Dwayne Gratz	1
Telvin Smith	1
Alan Ball	1
Sherrod Martin	1

## JAGUARS FUMBLE RECOVERIES LEADERS

PLAYER	FUMBLE RECOVERIES
Telvin Smith	2
Josh Evans	2
Ryan Davis	2
Paul Posluszny	1
J.T. Thomas	1
Sen'Derrick Marks	1
Chris Clemons	1
Ziggy Hood	1
Andre Branch	1
Aaron Colvin	1

## JAGUARS QUARTERBACK HURRIES LEADERS

PLAYER	QBH
Sen'Derrick Marks	16
Ryan Davis	11
Chris Clemons	10
Tyson Alualu	5
Chris Smith	4
Abry Jones	3
Andre Branch	3
Paul Posluszny	3
Roy Miller	2
Red Bryant	2
Ziggy Hood	2
Aaron Colvin	2
Winston Guy	1
Telvin Smith	1
LaRoy Reynolds	1
Dekoda Watson	1
Sherrod Martin	1
Geno Hayes	1





# JAGUARS PLAYS OF 30+ YARDS



	1995	1996	1997	1998	1999	2000	2001	2002	2003	2004	2005	2006	2007	2008	2009	2010	2011	2012	2013	2014	Total	
Jimmy Smith	2	8	9	12	8	9	4	3	6	9	5										75	
Fred Taylor				8	5	4		4	4	6	1	5	5	1								43
Maurice Jones-Drew												6	4	1	6	3	6	1	3			30
Keenan McCardell		5	7	3	2	5	4															26
Ernest Wilford										3	5	3	2		1							14
Marcedes Lewis											1		1	4	1	1			3	2		13
Reggie Williams										2	6	3	2									13
Cecil Shorts III																		9	1	3		13
Matt Jones										4	4	2	2									12
James Stewart	1	1	4	1	3																	10
Willie Jackson	3	5	1																			9
Justin Blackmon																		6	2			8
Kyle Brady					1	3		2			1											7
Mike Sims-Walker														1	4	2						7
Allen Hurns																				6		6
Pete Mitchell	1	1	1	1				1														5
Dennis Northcutt													2	3								5
Mike Thomas																3	2					5
Marqise Lee																				5		5
Andre Rison		4																				4
Jason Hill																3	1	0	0			4
Allen Robinson																				4		4
Jordan Todman																			2	2		4
Reggie Barlow				1	2																	3
Damon Jones				1	1		1															3
Mike Brown																			3			3
Montell Owens														1				2				3
Clay Harbor																			1	2		3
Denard Robinson																				3		3
Rich Griffith	2																					2
Curtis Marsh	2																					2
Mark Brunell		1					1															2
Tavian Banks				1	1																	2
Alvis Whitted				1		1																2
Anthony Johnson						2																2
R. Jay Soward						2																2
Patrick Johnson								2														2
Bobby Shaw								2														2
David Garrard								1							1							2
Matthew Hatchette										2												2
Troy Edwards									1	1												2
LaBrandon Toefield									1		1											2
George Wrihster									1				1									2
John Broussard													2									2
Jerry Porter															2							2
Torry Holt																2						2
Zach Miller																1	1					2
Ace Sanders																				2		2
Randy Jordan	1																					1
Natrone Means		1																				1
Stacey Mack							1															1
Kevin Lockett								1														1
Jermaine Lewis										1												1
Marc Edwards										1												1
David Allen										1												1
Todd Yoder											1											1
Brian Jones											1											1
Alvin Pearman											1											1
Greg Estandia													1									1
Jarett Dillard																1						1
Nate Hughes																1						1
Rashad Jennings																	1					1
Laurent Robinson																		1				1
Jordan Shipley																		1				1
Danny Noble																				1		1
Blake Bortles																					1	1
<b>Total</b>	<b>12</b>	<b>26</b>	<b>22</b>	<b>29</b>	<b>23</b>	<b>26</b>	<b>11</b>	<b>16</b>	<b>18</b>	<b>20</b>	<b>21</b>	<b>25</b>	<b>22</b>	<b>14</b>	<b>21</b>	<b>14</b>	<b>10</b>	<b>20</b>	<b>18</b>	<b>28</b>	<b>389</b>	
	1995	1996	1997	1998	1999	2000	2001	2002	2003	2004	2005	2006	2007	2008	2009	2010	2011	2012	2013	2014	Total	



# PLAYS OF 30+ YARDS (LAST 10 SEASONS)



## 2014

- 1. 34t..... Chad Henne to Allen Hurns
- 2. 46..... Chad Henne to Allen Hurns
- 3. 63t..... Chad Henne to Mercedes Lewis
- 4. 54..... Chad Henne to Allen Robinson
- 5. 63t..... Blake Bortles to Allen Hurns
- 6. 44..... Blake Bortles to Allen Hurns
- 7. 30..... Blake Bortles to Clay Harbor
- 8. 59..... Blake Bortles to Clay Harbor
- 9. 31t..... Blake Bortles to Allen Robinson
- 10. 41..... Denard Robinson (run)
- 11. 32..... Blake Bortles (run)
- 12. 48t..... Blake Bortles to Allen Robinson
- 13. 39..... Denard Robinson (run)
- 14. 40t..... Blake Bortles to Allen Hurns
- 15. 32t..... Denard Robinson (run)
- 16. 53..... Blake Bortles to Cecil Shorts III
- 17. 32..... Blake Bortles to Cecil Shorts III
- 18. 31..... Blake Bortles to Allen Robinson
- 19. 37..... Blake Bortles to Marqise Lee
- 20. 30..... Blake Bortles to Marqise Lee
- 21. 31..... Blake Bortles to Marqise Lee
- 22. 35..... Blake Bortles to Mercedes Lewis
- 23. 30..... Blake Bortles to Cecil Shorts III
- 24. 33..... Blake Bortles to Marqise Lee
- 25. 34..... Blake Bortles to Marqise Lee
- 26. 62t..... Jordan Todman (run)
- 27. 34t..... Jordan Todman (run)
- 28. 34..... Blake Bortles to Allen Hurns

## 2013

- 1. 30..... Chad Henne to Ace Sanders
- 2. 59..... Chad Henne to Cecil Shorts III
- 3. 31..... Blaine Gabbert to Clay Harbor
- 4. 67..... Blaine Gabbert to J. Blackmon
- 5. 39..... Chad Henne to J. Blackmon
- 6. 43..... Chad Henne to Mike Brown
- 7. 32..... Chad Henne to Mike Brown
- 8. 31..... Chad Henne to Mike Brown
- 9. 30..... Maurice Jones-Drew (run)
- 10. 62..... Chad Henne to Danny Noble
- 11. 51..... Chad Henne to Ace Sanders
- 12. 44..... Maurice Jones-Drew (run)
- 13. 48..... Maurice Jones-Drew (run)
- 14. 41..... Chad Henne to M. Lewis
- 15. 33..... Jordan Todman (run)
- 16. 30..... Chad Henne to Jordan Todman
- 17. 30..... Chad Henne to M. Lewis
- 18. 36..... Chad Henne to M. Lewis

## 2012

- 1. 39t..... Blaine Gabbert to Cecil Shorts III
- 2. 32..... Blaine Gabbert to Laurent Robinson
- 3. 59t..... Maurice Jones-Drew run
- 4. 80t..... Blaine Gabbert to Cecil Shorts III
- 5. 34..... Blaine Gabbert to Cecil Shorts III
- 6. 42t..... Blaine Gabbert to Cecil Shorts III
- 7. 36..... Blaine Gabbert to Justin Blackmon
- 8. 35..... Blaine Gabbert to Cecil Shorts III
- 9. 52..... Blaine Gabbert to Cecil Shorts III
- 10. 63..... Chad Henne to Justin Blackmon
- 11. 67t..... Chad Henne to Cecil Shorts III
- 12. 39..... Chad Henne to Justin Blackmon
- 13. 81t..... Chad Henne to Justin Blackmon
- 14. 59t..... Chad Henne to Cecil Shorts III
- 15. 32t..... Montell Owens run
- 16. 38..... Chad Henne to Justin Blackmon
- 17. 30..... Chad Henne to Cecil Shorts III
- 18. 36..... Chad Henne to Jordan Shipley
- 19. 53..... Chad Henne to Montell Owens
- 20. 30t..... Chad Henne to Justin Blackmon

## 2011

- 1. 39..... Maurice Jones-Drew run
- 2. 36t..... Blaine Gabbert to Mike Thomas
- 3. 47..... Blaine Gabbert to Mike Thomas
- 4. 41..... Maurice Jones-Drew run
- 5. 74t..... Blaine Gabbert to Jason Hill
- 6. 31..... Blaine Gabbert to Maurice Jones-Drew
- 7. 48..... Blaine Gabbert to Maurice Jones-Drew
- 8. 62..... Blaine Gabbert to Mercedes Lewis
- 9. 43..... Maurice Jones-Drew run
- 10. 56..... Maurice Jones-Drew run

## 2010

- 1. 33..... Mike Thomas run
- 2. 42t..... David Garrard to Mercedes Lewis
- 3. 39..... David Garrard to Mike Sims-Walker
- 4. 52t..... David Garrard to Zach Miller
- 5. 50t..... David Garrard to Mike Thomas
- 6. 75..... David Garrard to Maurice-Jones-Drew
- 7. 37..... Maurice Jones-Drew run
- 8. 48t..... David Garrard to Jason Hill
- 9. 74t..... Rashad Jennings run
- 10. 30t..... Maurice Jones-Drew run
- 11. 39..... David Garrard to Mike Thomas
- 12. 31..... David Garrard to Mike Sims-Walker
- 13. 37..... David Garrard to Jason Hill
- 14. 44t..... Trent Edwards to Jason Hill

## 2009

- 1. 36..... Maurice Jones-Drew run
- 2. 34..... David Garrard to Mike Sims-Walker
- 3. 30..... David Garrard run
- 4. 61t..... Maurice Jones-Drew run
- 5. 33t..... David Garrard to Mercedes Lewis
- 6. 41..... David Garrard to Torry Holt
- 7. 35..... David Garrard to Mike Sims-Walker
- 8. 80t..... Maurice Jones-Drew run
- 9. 79t..... Maurice Jones-Drew run
- 10. 33..... David Garrard to Jarett Dillard
- 11. 61t..... David Garrard to Mike Sims-Walker
- 12. 45..... David Garrard to Mike Sims-Walker
- 13. 33t..... Maurice Jones-Drew run
- 14. 33..... David Garrard to Mercedes Lewis
- 15. 35..... David Garrard to Mercedes Lewis
- 16. 30..... David Garrard to Ernest Wilford
- 17. 47..... David Garrard to Ernest Wilford
- 18. 35t..... David Garrard to Nate Hughes
- 19. 62..... David Garrard to Zach Miller

- 9-7-14 at Philadelphia
- 9-7-14 at Philadelphia
- 9-14-14 at Washington
- 9-14-14 at Washington
- 9-21-14 vs. Indianapolis
- 9-28-14 at San Diego
- 9-28-14 at San Diego
- 10-12-14 at Tennessee
- 10-19-14 vs. Cleveland
- 10-26-14 vs. Miami
- 10-26-14 vs. Miami
- 10-26-14 vs. Miami
- 11-2-14 at Cincinnati
- 11-2-14 at Cincinnati
- 11-9-14 vs. Dallas
- 11-9-14 vs. Dallas
- 11-9-14 vs. Dallas
- 11-9-14 vs. Dallas
- 11-23-14 at Indianapolis
- 11-30-14 vs. New York Giants
- 12-7-14 vs. Houston
- 12-7-14 vs. Houston
- 12-14-14 at Baltimore
- 12-18-14 vs. Tennessee
- 12-18-14 vs. Tennessee
- 12-18-14 vs. Tennessee
- 12-28-14 at Houston
- 12-28-14 at Houston

- 9-15-13 at Oakland
- 9-22-13 at Seattle
- 9-29-13 vs. Indianapolis
- 10-6-13 at St. Louis
- 10-6-13 at St. Louis
- 10-20-13 vs. San Diego
- 10-20-13 vs. San Diego
- 10-20-13 vs. San Diego
- 10-27-13 vs. San Francisco (London)
- 11-17-13 vs. Arizona
- 11-24-13 at Houston
- 11-24-13 at Houston
- 12-5-13 vs. Houston
- 12-5-13 vs. Houston
- 12-15-13 vs. Buffalo
- 12-15-13 vs. Buffalo
- 12-22-13 vs. Tennessee
- 12-29-13 at Indianapolis

- 9-9-12 at Minnesota
- 9-16-12 vs. Houston
- 9-23-12 at Indianapolis
- 9-23-12 at Indianapolis
- 10-7-12 vs. Chicago
- 10-21-12 at Oakland
- 10-28-12 at Green Bay
- 10-28-12 at Green Bay
- 11-8-12 vs. Indianapolis
- 11-18-12 at Houston
- 11-18-12 at Houston
- 11-18-12 at Houston
- 11-18-12 at Houston
- 11-25-12 vs. Tennessee
- 12-9-12 vs. New York Jets
- 12-16-12 at Miami
- 12-16-12 at Miami
- 12-23-12 vs. New England
- 12-23-12 vs. New England
- 12-30-12 at Tennessee

- 9-25-11 at Carolina
- 9-25-11 at Carolina
- 10-2-11 vs. New Orleans
- 10-2-11 vs. New Orleans
- 10-9-11 vs. Cincinnati
- 11-27-11 vs. Houston
- 12-5-11 vs. San Diego
- 12-11-11 vs. Tampa Bay
- 12-15-11 at Atlanta
- 1-1-12 vs. Indianapolis

- 10-10-10 at Buffalo
- 10-31-10 at Dallas
- 10-31-10 at Dallas
- 11-14-10 vs. Houston
- 11-14-10 vs. Houston
- 11-21-10 vs. Cleveland
- 12-5-10 at Tennessee
- 12-12-10 vs. Oakland
- 12-12-10 vs. Oakland
- 12-12-10 vs. Oakland
- 12-18-10 at Indianapolis
- 12-26-10 vs. Washington
- 12-26-10 vs. Washington
- 1-2-11 at Houston

- 9-20-09 vs. Arizona
- 9-20-09 vs. Arizona
- 9-28-09 at Houston
- 9-28-09 at Houston
- 10-4-09 vs. Tennessee
- 10-18-09 vs. St. Louis
- 10-18-09 vs. St. Louis
- 11-1-09 at Tennessee
- 11-1-09 at Tennessee
- 11-8-09 vs. Kansas City
- 11-8-09 vs. Kansas City
- 11-8-09 vs. Kansas City
- 11-15-09 at New York Jets
- 11-15-09 at New York Jets
- 11-22-09 vs. Buffalo
- 11-29-09 at San Francisco
- 12-6-09 vs. Houston
- 12-6-09 vs. Houston
- 12-6-09 vs. Houston

## 2009 (continued)

- 20. 63..... David Garrard to Torry Holt
- 21. 30..... Maurice Jones-Drew run

- 12-13-09 vs. Miami
- 1-3-10 at Cleveland

## 2008

- 1. 33..... David Garrard to Matt Jones
- 2. 34..... Fred Taylor run
- 3. 41..... Montell Owens run
- 4. 32..... David Garrard to Mike Walker
- 5. 46t..... Maurice Jones-Drew run
- 6. 30t..... David Garrard to Mercedes Lewis
- 7. 32..... David Garrard to Reggie Williams
- 8. 35..... David Garrard to Matt Jones
- 9. 31..... David Garrard to Jerry Porter
- 10. 30..... David Garrard to Reggie Williams
- 11. 33..... David Garrard to Jerry Porter
- 12. 41..... David Garrard to Dennis Northcutt
- 13. 35..... David Garrard to Dennis Northcutt
- 14. 30t..... David Garrard to Dennis Northcutt

- 9-7-08 at Tennessee
- 9-21-08 at Indianapolis
- 9-28-08 vs. Houston
- 10-5-08 vs. Pittsburgh
- 10-12-08 at Denver
- 10-12-08 at Denver
- 10-26-08 vs. Cleveland
- 10-26-08 vs. Cleveland
- 11-2-08 at Cincinnati
- 11-23-08 vs. Minnesota
- 12-1-08 at Houston
- 12-14-08 vs. Green Bay
- 12-14-08 vs. Green Bay
- 12-14-08 vs. Green Bay

## 2007

- 1. 47t..... David Garrard to John Broussard
- 2. 33..... David Garrard to Ernest Wilford
- 3. 52t..... Maurice Jones-Drew run
- 4. 40..... David Garrard to Dennis Northcutt
- 5. 76..... Fred Taylor run
- 6. 57t..... Maurice Jones-Drew run
- 7. 30..... Quinn Gray to Greg Estandia
- 8. 80t..... Quinn Gray to Reggie Williams
- 9. 56..... Quinn Gray to John Broussard
- 10. 30..... Maurice Jones-Drew run
- 11. 36t..... David Garrard to Reggie Williams
- 12. 36..... David Garrard to George Wrightster
- 13. 50t..... Fred Taylor run
- 14. 59t..... David Garrard to Reggie Williams
- 15. 35..... David Garrard to Ernest Wilford
- 16. 80t..... Fred Taylor run
- 17. 38..... Fred Taylor run
- 18. 55t..... David Garrard to Dennis Northcutt
- 19. 62t..... Fred Taylor run
- 20. 43..... David Garrard to Maurice Jones-Drew
- 21. 37t..... David Garrard to Matt Jones
- 22. 48..... Quinn Gray to Matt Jones
- 23. 43t..... David Garrard to Maurice Jones-Drew
- 24. 32..... David Garrard run
- 25. 34t..... David Garrard to Mercedes Lewis

- 9-9-07 vs. Tennessee
- 9-16-07 vs. Atlanta
- 10-7-07 at Kansas City
- 10-7-07 at Kansas City
- 10-14-07 vs. Houston
- 10-14-07 vs. Houston
- 10-28-07 at Tampa Bay
- 11-4-07 at New Orleans
- 11-4-07 at New Orleans
- 11-11-07 at Tennessee
- 11-18-07 vs. San Diego
- 11-18-07 vs. San Diego
- 11-25-07 vs. Buffalo
- 11-25-07 vs. Buffalo
- 12-2-07 at Indianapolis
- 12-9-07 vs. Carolina
- 12-16-07 at Pittsburgh
- 12-16-07 at Pittsburgh
- 12-23-07 vs. Oakland
- 12-23-07 vs. Oakland
- 12-30-07 at Houston
- 1-5-08 at Pittsburgh
- 1-5-08 at Pittsburgh
- 1-12-08 at New England

## 2006

- 1. 30..... Byron Leftwich to Ernest Wilford
- 2. 48..... Byron Leftwich to Reggie Williams
- 3. 51t..... Byron Leftwich to Maurice Jones-Drew
- 4. 35..... Byron Leftwich to Reggie Williams
- 5. 33..... Byron Leftwich to Reggie Williams
- 6. 31..... Byron Leftwich to Mercedes Lewis
- 7. 32..... Byron Leftwich to Fred Taylor
- 8. 40..... Byron Leftwich to Ernest Wilford
- 9. 32..... Fred Taylor run
- 10. 40..... Maurice Jones-Drew run
- 11. 36..... David Garrard to Fred Taylor
- 12. 49..... David Garrard to Matt Jones
- 13. 33..... David Garrard to Matt Jones
- 14. 32t..... Maurice Jones-Drew run
- 15. 76..... Fred Taylor run
- 16. 48t..... Maurice Jones-Drew run
- 17. 35..... Fred Taylor run
- 18. 37..... David Garrard to Maurice Jones-Drew
- 19. 35..... David Garrard to Reggie Williams
- 20. 30..... David Garrard to Reggie Williams
- 21. 74t..... Maurice Jones-Drew run
- 22. 41..... David Garrard to Ernest Wilford
- 23. 33t..... David Garrard to Matt Jones
- 24. 39..... David Garrard to Matt Jones
- 25. 32..... Quinn Gray to Reggie Williams

- 9-10-06 vs. Dallas
- 9-18-06 vs. Pittsburgh
- 10-1-06 at Washington
- 10-1-06 at Washington
- 10-1-06 at Washington
- 10-1-06 at Washington
- 10-8-06 vs. New York Jets
- 10-8-06 vs. New York Jets
- 10-22-06 at Houston
- 11-5-06 vs. Tennessee
- 11-12-06 vs. Houston
- 11-20-06 vs. New York Giants
- 12-3-06 at Miami
- 12-3-06 at Miami
- 12-10-06 vs. Indianapolis
- 12-10-06 vs. Indianapolis
- 12-17-06 at Tennessee
- 12-17-06 at Tennessee
- 12-17-06 at Tennessee
- 12-17-06 at Tennessee
- 12-24-06 vs. New England
- 12-24-06 vs. New England
- 12-31-06 at Kansas City
- 12-31-06 at Kansas City

## 2005

- 1. 45..... Byron Leftwich to Jimmy Smith
- 2. 30t..... Byron Leftwich to Jimmy Smith
- 3. 41..... Byron Leftwich to Brian Jones
- 4. 36t..... Byron Leftwich to Jimmy Smith
- 5. 45t..... Byron Leftwich to Jimmy Smith
- 6. 41..... Byron Leftwich to Reggie Williams
- 7. 71t..... Fred Taylor run
- 8. 45..... Alvin Pearman run
- 9. 37..... Byron Leftwich to Ernest Wilford
- 10. 39..... Byron Leftwich to Ernest Wilford
- 11. 32t..... Byron Leftwich to Matt Jones
- 12. 36..... Byron Leftwich to Matt Jones
- 13. 42..... Byron Leftwich to Matt Jones
- 14. 33..... Byron Leftwich to Kyle Brady
- 15. 31..... David Garrard to Jimmy Smith
- 16. 30..... David Garrard to Reggie Williams
- 17. 32..... David Garrard to Ernest Wilford
- 18. 37..... David Garrard to Ernest Wilford
- 19. 36t..... David Garrard to Ernest Wilford
- 20. 32t..... LaBrandon Toefield run
- 21. 32..... David Garrard to Matt Jones
- 22. 41..... David Garrard to Matt Jones

- 9-11-05 vs. Seattle
- 9-11-05 vs. Seattle
- 9-18-05 at Indianapolis
- 9-25-05 at New York Jets
- 10-2-05 vs. Denver
- 10-16-05 at Pittsburgh
- 10-30-05 at St. Louis
- 10-30-05 at St. Louis
- 10-30-05 at St. Louis
- 11-6-05 vs. Houston
- 11-13-05 vs. Baltimore
- 11-13-05 vs. Baltimore
- 11-13-05 vs. Baltimore
- 11-20-05 at Tennessee
- 12-11-05 vs. Indianapolis
- 12-18-05 vs. San Francisco
- 12-24-05 at Houston
- 12-24-05 at Houston
- 12-24-05 at Houston
- 1-1-06 vs. Tennessee
- 1-1-06 vs. Tennessee
- 1-7-06 at New England

Bold indicates Playoffs





# JAGUARS RECORD WHEN...



	95	96	97	98	99	00	01	02	03	04	05	06	07	08	09	10	11	12	13	14	Total	Post
	W-L	W-L	W-L	W-L	W-L	W-L	W-L	W-L	W-L	W-L	W-L	W-L	W-L	W-L	W-L	W-L	W-L	W-L	W-L	W-L	W-L	W-L
Play at home	2-6	7-1	7-1	7-1	7-1	4-4	3-5	3-5	5-3	4-4	6-2	6-2	6-2	2-6	5-3	5-3	4-4	1-7	1-7	3-5	88-72	2-1
Play on the road	2-6	2-6	4-4	4-4	7-1	3-5	3-5	3-5	0-8	5-3	6-2	2-6	5-3	3-5	2-6	3-5	1-7	1-7	3-5	0-8	59-99	3-5
Play on grass field	3-8	8-3	10-2	9-2	10-2	5-8	5-9	6-8	5-7	7-6	11-2	8-6	11-3	3-10	5-7	6-6	4-8	1-12	4-9	3-10	124-129	4-4
Play on artificial field	1-4	1-4	1-3	2-3	4-0	2-1	1-1	0-2	0-4	2-1	1-2	0-2	0-2	2-1	2-2	2-2	1-3	1-2	0-3	0-3	24-45	1-2
Play in a dome	1-1	1-2		0-1	1-0	0-1	1-0	0-1	0-2	1-1	0-2	0-1	0-2	2-1	1-1	1-1	1-2	0-1	1-2	0-2	11-24	
Score first	4-1	7-2	8-2	8-2	9-1	5-6	4-2	4-4	3-3	6-0	8-1	5-2	9-1	3-2	5-2	4-0	4-3	1-5	3-4	0-5	100-48	2-2
Opponent scores first	0-11	2-5	3-3	3-3	5-1	2-3	2-8	2-6	2-8	3-7	4-3	3-6	2-4	2-9	2-7	4-8	1-8	1-9	1-8	3-8	47-126	3-4
Score on first poss.	4-3	6-1	6-2	3-2	5-0	3-1	2-2	3-0	0-2	3-0	6-0	5-1	6-2	3-2	7-2	5-1	1-1	1-3	3-0	0-3	72-29	3-2
Score 20+ points	3-4	8-3	10-3	11-1	11-0	5-3	3-4	6-3	4-2	5-1	11-1	6-4	9-3	5-2	6-1	7-3	1-1	2-4	3-2	3-1	119-46	5-2
Score less than 20 pts.	1-8	1-4	1-2	0-4	3-2	2-6	3-6	0-7	1-9	4-6	1-3	2-4	2-2	0-9	1-8	1-5	4-10	0-10	1-10	0-11	28-126	0-4
Allow 20+ points	1-9	3-4	5-5	5-3	4-2	1-7	0-8	2-9	2-9	2-5	4-3	0-7	2-4	2-10	4-7	5-8	0-8	0-13	3-11	1-11	46-143	3-6
Allow less than 20 pts.	3-3	6-3	6-0	6-2	10-0	6-2	6-2	4-1	3-2	7-2	8-1	8-1	9-1	3-1	3-2	3-0	5-3	2-1	1-1	2-2	101-30	2-0
Game decided by <7 pts.	3-5	7-5	4-4	5-2	4-1	2-5	3-6	3-8	4-6	8-3	8-2	2-7	4-2	4-6	5-3	2-2	3-5	2-3	2-1	1-2	77-77	3-0
Game decided by <3 pts.	2-2	4-2	2-0	1-2	3-1	1-3	0-3	2-5	1-2	5-2	3-1	0-3	1-2	2-1	1-1		1-1		1-0	1-1	31-32	3-0
Lead after 1st quarter	4-2	6-0	7-2	8-2	6-1	4-2	4-1	4-3	2-0	4-0	8-0	4-2	8-2	2-3	3-1	3-1	4-0	1-3	3-4	0-6	86-35	2-0
Trail after 1st quarter	0-8	3-3	2-2	2-3	3-1	2-5	0-6	2-6	1-9	2-6	3-2	3-3	1-2	3-3	4-5	2-7	1-8	1-6	0-7	2-5	38-104	3-4
Lead at halftime	4-1	4-0	10-1	7-1	9-1	6-3	4-2	6-2	3-2	5-0	6-0	6-2	10-1	2-2	5-0	4-1	4-1	1-3	4-1	1-3	102-27	4-1
Trail at halftime	0-9	4-6	0-4	3-3	3-1	0-5	1-6	0-6	1-8	4-6	6-3	0-5	1-4	2-9	2-9	1-7	0-7	1-7	0-10	2-10	31-125	0-4
Tied at halftime	0-2	1-1	1-0	1-1	2-0	1-1	1-2	0-2	1-1	0-1	0-1	2-1		1-0		3-0	1-3	0-3	0-1		15-20	1-1
Lead after 3rd quarter	2-1	6-1	10-1	9-1	11-1	7-3	5-3	6-1	3-2	7-1	9-2	7-0	9-0	3-2	4-1	6-1	5-1	1-1	3-1	2-2	115-26	4-0
Trail after 3rd quarter	2-11	3-5	1-4	2-3	2-1	0-5	1-6	0-7	1-7	2-6	2-2	0-8	2-5	1-9	2-8	1-6	0-8	1-11	1-11	1-11	23-135	0-6
Goes into overtime		1-1	0-1			1-0				1-0	2-0	0-1		1-0	1-0	0-1		0-3			7-7	
Have + turnover ratio	3-3	5-1	7-2	7-2	9-0	6-2	3-3	5-3	2-2	7-0	8-2	6-1	9-1	4-2	5-2	6-0	4-3	2-3	4-2	1-4	102-39	4-0
Have - turnover ratio	0-7	0-5	1-3	1-3	2-2	1-7	2-5	0-3	1-6	0-2	1-2	1-5	1-3	0-6	2-4	2-8	0-5	0-6	0-8	0-8	15-99	0-5
Turnover ratio is even	1-2	4-1	3-0	3-0	3-0		1-2	1-4	2-3	2-5	3-0	1-2	2-1	1-3	0-2		1-3	0-5	0-2	2-1	31-36	1-1
Have 30:00+ T.O.P	2-5	6-5	8-1	4-1	11-1	6-5	4-1	4-3	5-5	5-5	9-2	8-3	8-2	4-6	7-1	5-6	5-4	0-6	2-2	1-4	105-68	4-1
Have < 30:00 T.O.P	2-7	3-2	3-4	7-4	3-1	1-4	2-9	2-7	0-6	3-2	3-2	0-5	3-3	1-5	0-8	3-2	0-7	2-8	2-10	2-9	43-107	1-5
Have 30:00 T.O.P										1-0											1-0	
Have 100-yard rusher		1-1	1-0	7-1	5-0	5-4	2-1	2-3	2-1	3-2	5-1	3-3	6-1	2-0	2-2	6-2	3-3	1-0	1-1	1-1	58-27	4-1
Have 300 net passing yds.		2-2	4-0	1-0	3-0	0-2		1-0	1-0	0-2		0-1	0-1	0-1	2-0	1-0		0-2	0-1		15-12	
Have a 100-yd. receiver	0-2	4-3	6-2	2-1	4-2	5-5	3-3	0-2	2-1	2-2	3-3	1-1	0-2	1-5	2-1	2-1	0-1	1-5	0-2	0-4	38-48	1-1
Have two 100-yd. receivers		1-1	0-1	1-1	3-0	0-1	0-1								1-0						6-5	
In August		1-0																			1-0	
In September	0-4	2-3	2-1	4-0	2-1	2-2	2-1	2-1	0-4	3-0	2-1	2-1	2-1	2-2	1-2	1-2	1-2	1-3	0-4	0-4	32-39	
In October	3-2	1-3	2-2	1-2	4-0	1-4	0-3	1-3	1-2	2-3	2-2	2-2	3-1	1-2	2-1	3-2	1-4	0-3	0-4	1-3	31-48	
In November	0-3	2-1	4-1	4-1	4-0	2-1	1-3	2-2	2-3	1-2	4-0	2-2	3-1	1-3	3-2	2-1	1-2	1-3	3-1	1-3	43-35	
In December	1-3	4-0	2-1	2-2	3-1	2-2	3-2	1-4	2-2	2-2	3-1	2-3	3-2	1-4	1-3	2-2	1-3	0-5	1-3	1-3	37-48	1-1
In January					1-0		0-1			1-0	1-0				0-1	0-1	1-0				4-3	4-5

	95	96	97	98	99	00	01	02	03	04	05	06	07	08	09	10	11	12	13	14	Total	Post
	W-L	W-L	W-L	W-L	W-L	W-L	W-L	W-L	W-L	W-L	W-L	W-L	W-L	W-L	W-L	W-L	W-L	W-L	W-L	W-L	W-L	W-L
On Saturday					0-1	0-1					1-0						0-1				1-3	3-2
On Sunday night	0-1	1-0		0-1	1-0	1-1		0-1	1-0	0-1	1-0			0-1							5-6	1-3
On Monday night			1-0	2-0	2-0	0-2	0-1					2-0	0-1	0-1		0-1	1-1				8-7	
On Thursday night				1-0	1-0		0-1							0-1	0-1		0-1	0-1	1-0	1-0	3-5	
Kickoff is 1:00/12:30	3-8	7-3	6-3	7-3	8-1	3-5	6-4	4-6	3-11	7-5	9-4	3-7	9-4	3-5	7-5	7-4	4-9	2-10	3-10	2-12	102-117	3-2
Kickoff is 4:00/4:05/4:15/4:25	1-3	1-4	4-2	2-1	2-1	3-1	0-4	2-3	1-0	2-1	2-0	3-1	2-0	2-3	0-3	1-3		0-3	0-2	0-1	28-36	1-2
Kickoff is 8:00/8:20/8:25/8:35	0-1	1-0		2-1	2-0	1-1	0-1	0-1	1-0	0-1	1-0	2-0	0-1	0-3	0-1	0-1	1-2	0-1	1-0	1-0	13-15	1-2
Kickoff is 9:00			1-0		2-0	0-2	0-1														3-3	

\*All Times Eastern

	02	03	04	05	06	07	08	09	10	11	12	13	14	Total
	W-L	W-L	W-L	W-L	W-L	W-L	W-L	W-L	W-L	W-L	W-L	W-L	W-L	W-L
vs. AFC South Teams	1-5	2-4	2-4	4-2	2-4	2-4	2-4	3-3	3-3	3-3	2-4	3-3	1-5	30-48
vs. AFC North Teams	1-3	0-1	0-1	4-0	1-0	1-0	0-4	0-1	1-0	1-3	0-1	1-0	1-3	11-17
vs. AFC East Teams	1-0	0-4	1-0	1-0	2-2	1-0	0-1	2-2	1-0	0-1	0-4	0-1	0-1	9-16
vs. AFC West Teams	1-0	1-0	3-1	0-1	0-1	4-0	1-0	1-0	2-2	0-1	0-1	0-4	0-1	13-12
vs. NFC South Teams		2-2				3-1				1-3				6-6
vs. NFC North Teams			3-1				2-2				0-4			5-7
vs. NFC East Teams	2-2				3-1				1-3			1-3	7-9	
vs. NFC West Teams				3-1				1-3			0-4		4-8	



# PLAYOFF GAME SUMMARIES



## 1996 AFC WILD CARD PLAYOFF

JAGUARS 30, BILLS 27

DECEMBER 28, 1996 • RICH STADIUM

JACKSONVILLE JAGUARS (10-7)	10	7	3	10	—	30
BUFFALO BILLS (10-7)	14	3	3	7	—	27

The Jaguars won their first-ever playoff game with a come-from-behind victory over Buffalo and became the first road team to win a postseason game at Rich Stadium. Natrone Means rushed for 175 yards and a touchdown, and Mike Hollis kicked three field goals, the game-winner with 3:07 to play. Buffalo jumped out to a 7-0 lead, but Clyde Simmons intercepted Jim Kelly and ran 20 yards for a score to tie the game. Simmons also had two sacks. Buffalo took a 27-20 lead early in the fourth quarter, but Mark Brunell found Jimmy Smith for a 2-yard TD pass to tie the score, and Aaron Beasley recovered a fumble prior to Hollis' field goal.

TEAM	QTR	TIME	SCORING PLAY	TEAM STATS	JAX	BUF
Buf.	1	11:30	Thomas 7 pass from Kelly (Christie kick)	First Downs	18	19
Jax.	1	6:26	Simmons 20 interception return (Hollis kick)	Total Yards	409	308
Buf.	1	2:26	Thomas 2 run (Christie kick)	Rushing Yards	184	92
Jax.	1	0:10	Hollis 27 field goal	Passing Yards	225	216
Jax.	2	3:45	Means 30 run (Hollis kick)	Att-Comp-Int	33-18-2	36-22-1
Buf.	2	1:56	Christie 33 field goal	Third Downs	7-17	5-15
Buf.	3	10:20	Christie 47 field goal	Fourth Downs	1-1	0-1
Jax.	3	2:45	Hollis 24 field goal	Punts-Avg.	5-50.6	5-43.2
Buf.	4	14:17	Burris 38 interception return (Christie kick)	Fumbles-Lost	0-0	4-2
Jax.	4	8:40	Smith 2 pass from Brunell (Hollis kick)	Penalties-Yards	6-42	6-39
Jax.	4	3:07	Hollis 45 field goal	Possession	33:06	26:54

Attendance: 70,213 • Temperature: 49 degrees

**RUSHING:** Jaguars - Means 31-175 (1 TD), Brunell 3-9, Stewart 1-0, Bills - Thomas 14-50 (1 TD), Kelly 4-18, Holmes 9-10, Tasker 1-9, Tindale 1-5

**PASSING:** Jaguars - Brunell 33-18-239, 1 TD, 2 INTs, Bills - Kelly 32-21-239, 1 TD, 1 INT, Collins 4-1-7, 0 TD, 0 INT

**RECEIVING:** Jaguars - Smith 5-58 (1 TD), McCardell 4-76, Mitchell 3-64, Maston 2-21, Jackson 1-11, Brown 1-8, Stewart 1-5, Means 1-(-4), Bills - Early 9-122, Reed 3-32, Tasker 3-30, Johnson 3-27, Thomas 3-24, Holmes 1-11

**SACKS:** Jaguars 3 (Simmons 2, Brackens 1), Bills 2 (Covington 1, White 1)

**INTERCEPTIONS:** Jaguars 1 (Simmons [TD]), Bills 2 (Burris [TD], Smith)

## 1996 AFC CHAMPIONSHIP GAME

PATRIOTS 20, JAGUARS 6

JANUARY 12, 1997 • FOXBORO STADIUM

JACKSONVILLE JAGUARS (11-8)	0	3	3	0	—	6
NEW ENGLAND PATRIOTS (13-5)	7	6	0	7	—	20

In just their second season, the Jaguars' saw their hopes of reaching the Super Bowl end in the AFC Championship game on a cold night in New England. The game began ominously for Jacksonville on its first series, when punter Bryan Barker fielded a high snap and was tackled at the Jaguars' four-yard line. The Patriots scored a touchdown two plays later. Mistakes haunted the Jaguars throughout the game, with a total of four turnovers - three on their last four possessions - including an end zone interception and a fumble that was returned for a touchdown.

TEAM	QTR	TIME	SCORING PLAY	TEAM STATS	JAX	NE
NE	1	12:34	Martin 1 run (Vinatieri kick)	First Downs	18	13
Jax.	2	10:33	Hollis 32 field goal	Total Yards	289	234
NE	2	7:23	Vinatieri 29 field goal	Rushing Yards	101	73
NE	2	0:00	Vinatieri 20 field goal	Passing Yards	188	161
Jax.	3	2:37	Hollis 28 field goal	Att-Comp-Int	38-20-2	33-20-1
NE	4	2:24	Smith 47 fumble return (Vinatieri kick)	Third Downs	5-14	2-13
				Fourth Downs	0-2	1-2
				Punts-Avg.	5-36.4	6-39.7
				Fumbles-Lost	3-2	2-1
				Penalties-Yards	4-23	2-5
				Possession	34:43	25:17

Attendance: 60,190 • Temperature: 27 degrees

**RUSHING:** Jaguars - Means 19-43, Stewart 7-40, Brunell 6-34, Barker 1-(-16), Patriots - Martin 19-59 (1 TD), Meggett 3-9, Bledsoe 1-4, Byars 1-1

**PASSING:** Jaguars - Brunell 38-20-190, 0 TD, 2 INTs, Patriots - Bledsoe 33-20-178, 0 TD, 1 INT

**RECEIVING:** Jaguars - Mitchell 7-63, McCardell 6-62, Smith 3-45, Stewart 2-8, Brown 1-10, Barlow 1-2, Patriots - Glenn 5-33, Jefferson 4-91, Byars 4-16, Martin 3-18, Meggett 3-15, Coates 1-5

**SACKS:** Jaguars 2 (Davey 1, Simmons 0.5, Robinson 0.5), Patriots 1 (Slade 1)

**INTERCEPTIONS:** Jaguars 1 (Beasley), Patriots 2 (Bruschi, Clay)

## 1996 AFC DIVISIONAL PLAYOFF

JAGUARS 30, BRONCOS 27

JANUARY 4, 1997 • MILE HIGH STADIUM

JACKSONVILLE JAGUARS (11-7)	0	13	7	10	—	30
DENVER BRONCOS (13-4)	12	0	0	15	—	27

The Jaguars won their seventh straight game as they shocked the football world with their upset victory over the 13-3 Broncos. After falling behind 12-0, the Jaguars scored on their next six possessions, all on drives of 50 yards and longer, taking a 30-20 lead. Denver had not lost at home all season and had not lost a playoff game at Mile High Stadium since 1984. Natrone Means rushed for 140 yards, and Mark Brunell threw TD passes to Keenan McCardell and Jimmy Smith. The Jaguars dominated in yards, first downs and time of possession.

TEAM	QTR	TIME	SCORING PLAY	TEAM STATS	JAX	DEN
Den.	1	6:22	Hebron 1 run (Elam kick blocked)	First Downs	22	21
Den.	1	0:33	Sharpe 18 pass from Elway (run failed)	Total Yards	443	351
Jax.	2	11:15	Hollis 46 field goal	Rushing Yards	203	126
Jax.	2	2:58	Means 8 run (Hollis kick)	Passing Yards	240	225
Jax.	2	0:10	Hollis 42 field goal	Att-Comp-Int	29-18-0	38-25-0
Jax.	3	8:51	McCardell 31 pass from Brunell (Hollis kick)	Third Downs	8-15	6-12
Jax.	4	10:51	Hollis 22 field goal	Fourth Downs	0-0	1-1
Den.	4	7:37	Davis 2 run (Davis run)	Punts-Avg.	3-39.7	5-42.6
Jax.	4	3:39	Smith 16 pass from Brunell (Hollis kick)	Fumbles-Lost	0-0	1-0
Den.	4	1:50	McCaffrey 15 pass from Elway (Elam kick)	Penalties-Yards	3-18	8-64
				Possession	32:24	27:36

Attendance: 75,678 • Temperature: 46 degrees

**RUSHING:** Jaguars - Means 21-140 (1 TD), Brunell 7-44, Stewart 8-19, Broncos - Davis 14-91 (1 TD), Elway 5-30, Hebron 2-5 (1 TD)

**PASSING:** Jaguars - Brunell 29-18-245, 2 TD, 0 INT, Broncos - Elway 38-25-226, 2 TD, 0 INT

**RECEIVING:** Jaguars - McCardell 5-59 (1 TD), Means 4-46, Smith 3-71 (1 TD), Jackson 3-35, Mitchell 2-9, Stewart 1-25, Broncos - Davis 7-24, Miller 5-67, McCaffrey 5-54 (1 TD), Craver 3-17, Sharpe 2-31 (1 TD), Carswell 2-18, R.Smith 1-15

**SACKS:** Jaguars 1 (Robinson 1), Broncos 2 (Aldridge 1, Williams 1)

**INTERCEPTIONS:** Jaguars 0, Broncos 0

## 1997 AFC WILD CARD PLAYOFF

BRONCOS 42, JAGUARS 17

DECEMBER 27, 1997 • MILE HIGH STADIUM

JACKSONVILLE JAGUARS (11-6)	0	7	10	0	—	17
DENVER BRONCOS (13-4)	14	7	0	21	—	42

The Jaguars returned to the site of their historic playoff upset over Denver a year earlier, but the outcome was not to be the same. The Broncos took a 21-0 lead early in the second quarter, however the Jaguars closed the gap to 21-17 in the third quarter with a blocked punt returned for a touchdown and looked to make a rally. On the next series the defense forced a fumble, but the Jaguars could not capitalize as a fumbled snap at the Denver 16-yard line ended the Jaguars' momentum. The Broncos rolled up 511 yards on offense, 310 of them on the ground, and scored five rushing touchdowns in the game. The Jaguars held the ball for just 19:01, their lowest time of possession ever.

TEAM	QTR	TIME	SCORING PLAY	TEAM STATS	JAX	DEN
Den.	1	7:39	Davis 2 run (Elam kick)	First Downs	14	28
Den.	1	2:37	Smith 43 pass from Elway (Elam kick)	Total Yards	237	511
Den.	2	10:46	Davis 5 run (Elam kick)	Rushing Yards	50	310
Jax.	2	5:09	Means 1 run (Hollis kick)	Passing Yards	187	201
Jax.	3	13:33	Hollis 38 field goal	Att-Comp-Int	32-18-1	24-16-0
Jax.	3	9:16	Davis 29 blocked punt return (Hollis kick)	Third Downs	3-10	12-16
Den.	4	13:21	Loville 25 run (Elam kick)	Fourth Downs	0-1	1-1
Den.	4	3:43	Loville 8 run (Elam kick)	Punts-Avg.	4-29.5	3-33.0
Den.	4	1:11	Hebron 6 run (Elam kick)	Fumbles-Lost	1-1	3-2
				Penalties-Yards	9-54	9-94
				Possession	19:01	40:59

Attendance: 74,481 • Temperature: 27 degrees

**RUSHING:** Jaguars - Means 10-40 (1 TD), Stewart 1-6, Brunell 3-4, Broncos - Davis 31-184 (2 TD), Loville 11-103 (2 TD), Hebron 6-23 (1 TD), Elway 1-0

**PASSING:** Jaguars - Brunell 32-18-203, 0 TD, 1 INT, Broncos - Elway 24-16-223, 1 TD, 0 INT

**RECEIVING:** Jaguars - McCardell 6-55, Smith 6-55, Stewart 3-46, Jones 1-37, Mitchell 1-7, Means 1-3, Broncos - Davis 4-11, Smith 3-99 (1 TD), McCaffrey 2-33, Green 2-32, Sharpe 2-29, Griffith 2-9, Loville 1-10

**SACKS:** Jaguars 3 (Simmons 2, Hudson 1), Broncos 3 (Gordon 1, Price 1, Tanuvasa 1)

**INTERCEPTIONS:** Jaguars 0, Broncos 1 (Gordon)





# PLAYOFF GAME SUMMARIES



## 1998 AFC WILD CARD PLAYOFF

JAGUARS 25, PATRIOTS 10

JANUARY 3, 1999 • ALLTEL STADIUM

NEW ENGLAND PATRIOTS (9-8)	0	0	7	3	—	10
JACKSONVILLE JAGUARS (12-5)	6	6	0	13	—	25

The Jaguars hosted their first-ever home playoff game and defeated the Patriots to advance to the divisional playoffs. Mark Brunell returned as the starter after missing nearly three games with a high-ankle sprain. For the Patriots, Scott Zolak started for the injured Drew Bledsoe. The Patriots did not score on their eight first-half possessions. The Jaguars took advantage and scored on two Mike Hollis field goals and a 13-yard run by Fred Taylor. New England scored 10 points before the Jaguars bounced back with 13 in the fourth quarter. Taylor's 162 yards rushing were the second-most in a postseason game in Jaguars' history, and his 33 attempts were the most. Hollis' four field goals without a miss extended his streak of consecutive field goals in the postseason to 12 and broke his postseason single-game record.

TEAM	QTR	TIME	SCORING PLAY	TEAM STATS	NE	JAX
Jax.	1	8:57	Hollis 35 field goal	First Downs	14	17
Jax.	1	2:01	Hollis 24 field goal	Total Yards	206	308
Jax.	2	5:58	Taylor 13 run (2-point run failed)	Rushing Yards	35	160
N.E.	3	4:27	Edwards 1 run (Vinatieri kick)	Passing Yards	171	148
N.E.	4	14:48	Vinatieri 27 field goal	Att-Comp-Int	44-21-1	34-14-0
Jax.	4	12:24	Smith 37 pass from Brunell (Hollis kick)	Third Downs	5-15	7-18
Jax.	4	5:52	Hollis 34 field goal	Fourth Downs	0-1	0-1
Jax.	4	1:44	Hollis 21 field goal	Punts-Avg.	8-47.3	6-44.8
				Fumbles-Lost	4-2	2-0
				Penalties-Yards	6-50	4-35
				Possession	28:00	32:00

Attendance: 71,139 • Temperature: 60 degrees

RUSHING: Jaguars - Taylor 33-162 (1 TD), Brunell 4- (-2), Patriots - Edwards 17-28 (1 TD), Shaw 1-4, Carter 1-3

PASSING: Jaguars - Brunell 34-14-161, 1 TD, 0 INT, Patriots - Zolak 44-21-190, 0 TD, 1 INT

RECEIVING: Jaguars - McCardell 6-72, Smith 5-56 (1 TD), Mitchell 1-22, D. Jones 1-8, Shelton 1-3, Patriots - Brown 4-46, Jefferson 4-30, Simmons 3-42, Edwards 3-33, Cullors 2-17, Coates 2-10, Carter 2-3, Purnell 1-9

SACKS: Jaguars 2 (Smeenge 1, Brackens 1), Patriots 2 (Spires 2)

INTERCEPTIONS: Jaguars 1 (Hudson), Patriots 0

## 1998 AFC DIVISIONAL PLAYOFF

JETS 34, JAGUARS 24

JANUARY 10, 1999 • GIANTS STADIUM

JACKSONVILLE JAGUARS (12-6)	0	7	7	10	—	24
NEW YORK JETS (13-4)	7	10	14	3	—	34

The Jaguars' season ended in 26 degree temperatures in New York, with the Jets jumping out to a 17-0 lead and coasting to the win. Jacksonville's only first-half score was a 52-yard pass from Mark Brunell to Jimmy Smith on the final play. The Jaguars couldn't stop New York's Keyshawn Johnson, who scored both rushing and receiving and also intercepted a pass. With the score 31-24 late in the fourth quarter, Brunell, who threw three TDs and three interceptions, had a chance to tie the game late after a Donovan Darius interception of Vinny Testaverde in the end zone. But the Jaguars went 3-and-out and the Jets added a field goal for their final points. Smith caught two TD passes and became the first Jaguar to have 100 receiving yards in a playoff game.

TEAM	QTR	TIME	SCORING PLAY	TEAM STATS	JAX	NYJ
NYJ	1	10:26	Johnson 21 pass from Testaverde (Hall kick)	First Downs	14	29
NYJ	2	10:35	Hall 52 field goal	Total Yards	251	429
NYJ	2	0:33	Johnson 10 run (Hall kick)	Rushing Yards	95	151
Jax.	2	0:00	Smith 52 pass from Brunell (Hollis kick)	Passing Yards	156	278
NYJ	3	9:13	Martin 1 run (Hall kick)	Att-Comp-Int	31-12-3	36-24-1
Jax.	3	8:08	McCardell 3 pass from Brunell (Hollis kick)	Third Downs	4-12	10-14
NYJ	3	2:16	Martin 1 run (Hall kick)	Fourth Downs	1-2	0-0
Jax.	4	9:58	Smith 19 pass from Brunell (Hollis kick)	Punts-Avg.	3-37.0	2-34.5
Jax.	4	6:38	Hollis 37 field goal	Fumbles-Lost	1-1	2-2
NYJ	4	0:24	Hall 30 field goal	Penalties-Yards	3-25	5-38
				Possession	20:44	39:16

Attendance: 78,817 • Temperature: 26 degrees

RUSHING: Jaguars - Taylor 20-86, Brunell 2-9, Jets - Martin 36-124 (2 TD), Johnson 2-28 (1 TD), Testaverde 1-(-1)

PASSING: Jaguars - Brunell 31-12-156, 3 TDs, 3 INTs, Jets - Testaverde 36-24-284, 1 TD, 1 INT

RECEIVING: Jaguars - Smith 5-104 (2 TD), McCardell 4-32 (1 TD), Mitchell 2-13, Banks 1-7, Jets - Johnson 9-121 (1 TD), Martin 6-58, Chrebet 4-45, Byars 2-11, Ward 1-18, Brady 1-17, Meggett 1-14

SACKS: Jaguars 1 (Hardy 1, Curry 1), Jets 0

INTERCEPTIONS: Jaguars 1 (Darius), Jets 3 (Brown, Johnson, Smith)

## 1999 AFC DIVISIONAL PLAYOFF

JAGUARS 62, DOLPHINS 7

JANUARY 15, 2000 • ALLTEL STADIUM

MIAMI DOLPHINS (10-8)	0	7	0	0	—	7
JACKSONVILLE JAGUARS (15-2)	24	17	14	7	—	62

Scoring on their first five possessions, the Jaguars advanced to their second AFC Championship game in four seasons with a record-setting defeat of Miami, in what would be Dan Marino's final game. The 62 points scored were the second-most in NFL postseason history and the most scored in an AFC playoff game, and the 55-point margin of victory was the second-largest in NFL postseason history. Mark Brunell returned to action after missing the season finale with a knee injury. Fred Taylor ran 90 yards for a touchdown, the longest in NFL postseason history. The 41 points in the first half also tied the NFL postseason record. Jay Fiedler connected with Jimmy Smith for a 70-yard touchdown to take a 48-7 lead. The Jaguars scored twice more in the game, on a touchdown catch by Alvis Whitted and a five-yard run by Chris Howard. The 62 points scored were the Jaguars' most ever.

TEAM	QTR	TIME	SCORING PLAY	TEAM STATS	MIA	JAX
Jax.	1	10:32	Smith 8 pass from Brunell (Hollis kick)	First Downs	10	21
Jax.	1	6:19	Hollis 45 field goal	Total Yards	131	520
Jax.	1	3:46	Taylor 90 run (Hollis kick)	Rushing Yards	21	257
Jax.	1	3:21	Brackens 16 fumble return (Hollis kick)	Passing Yards	110	263
Jax.	2	14:48	Taylor 39 pass from Brunell (Hollis kick)	Att-Comp-Int	41-16-2	20-12-1
Jax.	2	12:05	Stewart 25 run (Hollis kick)	Third Downs	2-13	8-16
Jax.	2	1:51	Hollis 28 field goal	Fourth Downs	0-2	0-0
Mia.	2	0:03	Gadsden 20 pass from Marino (Mare kick)	Punts-Avg.	9-39.6	5-39.0
Jax.	3	12:03	Smith 70 pass from Fiedler (Hollis kick)	Fumbles-Lost	6-5	1-1
Jax.	3	6:19	Whitted 38 pass from Fiedler (Hollis kick)	Penalties-Yards	9-88	7-51
Jax.	4	10:37	Howard 5 run (Hollis kick)	Possession	24:37	35:23

Attendance: 75,173 • Temperature: 57 degrees

RUSHING: Jaguars - Taylor 18-135 (1 TD), Stewart 11-62 (1 TD), Howard 15-54 (1 TD), Brunell 1-6, Shelton 1-0, Dolphins - Denson 6-10, Pritchett 2-10, Johnson 8-9, Hutton 1-(-8), Marino 1-0

PASSING: Jaguars - Brunell 9-5-105, 2 TDs, 0 INT; Fiedler 11-7-172, 2 TDs, 1 INT; Quinn 0-0-0, Dolphins - Marino 25-11-95, 1 TD, 2 INTs; Huard 16-5-46, 0 TD, 0 INT

RECEIVING: Jaguars - Smith 5-136 (2 TD), McCardell 4-52, Taylor 1-39 (1 TD), Whitted 1-38 (1 TD), Shelton 1-12, Dolphins - Gadsden 6-62 (1 TD), Konrad 3-30, McDuffie 2-19, Pritchett 2-7, Johnson 2-11, Drayton 1-2

SACKS: Jaguars 5 (Walker 2, Brackens 1, Leroy 1, Marts 1), Dolphins 2 (Bowens 1, Mixon 1)

INTERCEPTIONS: Jaguars 1 (Beasley), Dolphins 1 (Jackson)

## 1999 AFC CHAMPIONSHIP GAME

TITANS 33, JAGUARS 14

JANUARY 23, 2000 • ALLTEL STADIUM

TENNESSEE TITANS (16-3)	7	3	16	7	—	33
JACKSONVILLE JAGUARS (15-3)	7	7	0	0	—	14

The Jaguars' season came to a sudden end, as Tennessee defeated Jacksonville for the third time in the season. A record crowd of 75,206 saw the Jaguars get off to a fast start, with Kyle Brady scoring a touchdown on a seven-yard pass from Mark Brunell. The Titans responded with a nine-yard touchdown catch by Yancey Thigpen. Then the Jaguars took a 14-7 lead on a 33-yard TD run by James Stewart. But Reggie Barlow fumbled a punt that was recovered by the Titans and converted into a 34-yard field goal. The second half was all Tennessee, as the Titans scored 23 unanswered points and shut out the Jaguars. The Titans got a one-yard touchdown run by Steve McNair. Then came a safety of Mark Brunell, and on the free kick Derrick Mason returned the ball 80 yards for a touchdown. The Jaguars could not recover, as they had three turnovers in the last 16 minutes of the game. Tennessee scored once in the fourth quarter for the 33-14 final score.

TEAM	QTR	TIME	SCORING PLAY	TEAM STATS	TEN	JAX
Jax.	1	11:20	Brady 7 pass from Brunell (Hollis kick)	First Downs	17	20
Ten.	1	5:30	Thigpen 9 pass from McNair (Hollis kick)	Total Yards	289	360
Jax.	2	4:36	Stewart 33 run (Hollis kick)	Rushing Yards	177	144
Ten.	2	0:20	Del Greco 34 field goal	Passing Yards	112	216
Ten.	3	9:24	McNair 1 run (Del Greco kick)	Att-Comp-Int	23-14-1	38-14-2
Ten.	3	5:13	Brunell sacked by Evans and Fisk for safety	Third Downs	3-10	3-10
Ten.	3	4:56	Mason 80 free kick return (Del Greco kick)	Fourth Downs	0-0	0-2
Ten.	4	6:59	McNair 1 run (Del Greco kick)	Punts-Avg.	5-39.8	3-45.3
				Fumbles-Lost	5-3	5-4
				Penalties-Yards	5-39	9-100
				Possession	31:36	28:24

Attendance: 75,206 • Temperature: 68 degrees

RUSHING: Jaguars - Taylor 19-110, Stewart 3-35 (1 TD), Brunell 1-(-1), Titans - McNair 9-91 (2 TD), George 25-86

PASSING: Jaguars - Brunell 38-19-226, 1 TD, 2 INTs, Titans - McNair 23-14-112, 1 TD, 1 INT

RECEIVING: Jaguars - McCardell 6-67, Smith 5-92, Brady 5-44 (1 TD), Taylor 2-16, Jones 1-7, Titans - Harris 3-33, George 3-19, Byrd 2-19, Thigpen 2-16 (1 TD), Wycheck 2-12, Dyson 1-12, Neal 1-1

SACKS: Jaguars 1 (Brackens 1), Titans 3 (Bishop 1, Holmes 1, Evans 0.5, Fisk 0.5)

INTERCEPTIONS: Jaguars 1 (Bryant), Titans 2 (Mitchell, Robertson)



# PLAYOFF GAME SUMMARIES



## 2005 AFC WILD CARD PLAYOFF

PATRIOTS 28, JAGUARS 3

JANUARY 7, 2006 • GILLETTE STADIUM

JACKSONVILLE JAGUARS (12-5)	0	3	0	0	—	3
NEW ENGLAND PATRIOTS (11-6)	0	7	14	7	—	28

The Jaguars returned to the postseason for the first time since 1999 but saw their season end at New England with a 28-3 loss to the Patriots. The first quarter ended scoreless as both teams punted on their first two possessions. The Jaguars stopped the Patriots on downs on fourth-and-10 to end the quarter. The Patriots began the scoring with a six-play, 37-yard drive that was capped off with an 11-yard touchdown pass from Tom Brady to Troy Brown. The Jaguars next drive was thwarted after 33 yards when Alvin Pearson lost a fumble at the Patriots' 44-yard line. After two punts, the Jaguars scored their only points on a Josh Scobee 36-yard field goal with 1:05 remaining in the half. The Patriots erupted with back-to-back touchdown drives to start the second half. Each drive ended with Brady touchdown passes, the first to David Givens for three yards and the second for 63 yards to Benjamin Watson. On the Jaguars ensuing drive, Byron Leftwich was intercepted on fourth-and-five by Asante Samuel, who returned the pick 73 yards for a touchdown. David Garrard replaced Leftwich for the final three drives which ended with a 41-yard missed field goal and two turnovers on downs.

TEAM	QTR	TIME	SCORING PLAY	TEAM STATS	JAX	NE
N.E.	2	12:08	Brown 11 pass from Brady (Vinatieri kick)	First Downs	15	17
Jax.	2	1:05	Scobee 36 field goal	Total Yards	292	307
N.E.	3	7:13	Givens 3 pass from Brady (Vinatieri kick)	Rushing Yards	87	118
N.E.	3	3:03	Watson 63 pass from Brady (Vinatieri kick)	Passing Yards	205	189
N.E.	4	14:46	Samuel 73 interception return (Vinatieri kick)	Att-Comp-Int	39-21-1	27-15-0
				Third Downs	1-12	7-14
				Fourth Downs	1-4	0-1
				Punts-Avg.	5-41.8	5-39.2
				Fumbles-Lost	2-1	4-0
				Penalties-Yards	8-40	4-32
				Possession	29:34	30:28

**Attendance:** 68,756 • **Temperature:** 24 degrees  
**RUSHING:** Jaguars - Leftwich 3-26, Taylor 8-24, G. Jones 2-15, Garrard 2-14, Pearson 2-8, Patriots - Faulk 6-51, Dillon 17-40, Davis 1-13, Brady 2-9, Pass 1-6, Cassel 1(-1)  
**PASSING:** Jaguars - Leftwich 31-18-179, 0 TDs, 1 INT; Garrard 8-3-68, 0 TDs, 0 INTs, Patriots - Brady 27-15-201, 3 TDs, 0 INTs  
**RECEIVING:** Jaguars - M. Jones 6-94, Williams 4-56, Wilford 4-53, J. Smith 3-30, Taylor 3-13, Brady 1-1, Patriots - Watson 5-91 (1 TD), Faulk 4-45, Branch 2-3, Dillon 1-12, Brown 1-11 (1 TD), Givens 1-3 (1 TD), Davis 1-3  
**SACKS:** Jaguars 4 (Smith 1, Peterson 1, Hayward 1, Meier 1), Patriots 6 (McGinest 4.5, Colvin 1, Seymour 0.5)  
**INTERCEPTIONS:** Jaguars 0, Patriots 1 (Samuel [TD])

## 2007 AFC WILD CARD PLAYOFF

JAGUARS 31, STEELERS 29

JANUARY 5, 2008 • HEINZ FIELD

JACKSONVILLE JAGUARS (12-5)	7	14	7	3	—	31
PITTSBURGH STEELERS (10-7)	7	0	3	19	—	29

The Jaguars got their first playoff win since the 1999 season and their first under head coach Jack Del Rio with a 31-29 victory, marking the first team to win twice in Pittsburgh in one season. The Jaguars held an 18-point lead at the start of the fourth quarter but trailed by one with six minutes to play. The Jaguars forced the Steelers to punt and David Garrard ran for 32 yards on fourth-and-two with less than two minutes remaining. Four plays later Josh Scobee hit the game-winning field goal from 25 yards. Bobby McCray sacked Ben Roethlisberger on the Steelers' next play and forced a fumble that was recovered by Derek Landri to seal the win.

TEAM	QTR	TIME	SCORING PLAY	TEAM STATS	JAX	PIT
Pit.	1	10:03	Davenport 1 run (Reed kick)	First Downs	14	24
Jax.	1	9:39	Taylor 1 run (Scobee kick)	Total Yards	239	340
Jax.	2	10:19	Mathis 63 int. (Scobee kick)	Rushing Yards	135	43
Jax.	2	8:34	Jones-Drew 43 pass from Garrard (Scobee kick)	Passing Yards	104	297
Pit.	3	9:24	Reed 28 field goal	Att-Comp-Int	21-9-2	42-29-3
Jax.	3	4:39	Jones-Drew 10 run (Scobee kick)	Third Downs	4-11	7-14
Pit.	4	14:53	Holmes 37 pass from Roethlisberger(Reed kick)	Fourth Downs	1-1	1-1
Pit.	4	10:25	Miller 14 pass from Roethlisberger(Reed kick)	Punts-Avg.	4-50.0	4-44.3
Pit.	4	6:21	Davenport 1 run (pass failed)	Fumbles-Lost	0-0	1-1
Jax.	4	0:37	Scobee 25 field goal	Penalties-Yards	6-40	5-50
				Possession	27:01	32:59

**Attendance:** 63,629 • **Temperature:** 39 degrees  
**RUSHING:** Jaguars - Garrard 5-58, Taylor 16-48 (1 TD), Jones-Drew 8-29 (1 TD), Steelers - Davenport 16-25 (2 TDs), Roethlisberger 4-13, Davis 3-3, Russell 3-2  
**PASSING:** Jaguars - Garrard 21-9-140, 1 TD, 2 INTs, Steelers - Roethlisberger 42-29-337, 2 TDs, 3 INTs  
**RECEIVING:** Jaguars - Wilford 2-39, Williams 2-23, Lewis 2-16, Jones-Drew 1-43 (1 TD), Northcutt 1-17, Taylor 1-2, Steelers - Ward 10-135, Miller 8-85 (1 TD), Holmes 3-49 (1 TD), Davenport 2-23, Davis 2-14, Wilson 1-10, Washington 1-8, Spaeth 1-7, Russell 1-6  
**SACKS:** Jaguars 6 (Mincey 1, McCray 1, Meier 1, Landri 1, Henderson 1, Spicer 1), Steelers 4 (Woodley 2, Harrison 1.5, Farrior 0.5)  
**INTERCEPTIONS:** Jaguars 3 (Mathis 2 [TD], Landri), Steelers 2 (Farrior, Taylor)

## 2007 AFC DIVISIONAL PLAYOFF

PATRIOTS 31, JAGUARS 20

JANUARY 12, 2008 • GILLETTE STADIUM

JACKSONVILLE JAGUARS (12-6)	7	7	3	3	—	20
NEW ENGLAND PATRIOTS (17-0)	7	7	14	3	—	31

The Jaguars ended their playoff run with a 31-20 loss to the Patriots at Gillette Stadium. The undefeated Patriots improved to 17-0 with the win. The Jaguars finished the first half with a 14-14 tie, but were outscored 14-3 in the third quarter by the Patriots. David Garrard led the Jaguars with two touchdowns but two costly drops in the endzone in the second half led to two Jaguars field goals.

TEAM	QTR	TIME	SCORING PLAY	TEAM STATS	JAX	NE
Jax.	1	10:50	M.Jones 8 pass from Garrard (Scobee kick)	First Downs	22	24
N.E.	1	5:01	Watson 3 pass from Brady (Gostkowski kick)	Total Yards	350	403
N.E.	2	14:57	Maroney 1 run (Gostkowski kick)	Rushing Yards	80	145
Jax.	2	7:46	Wilford 6 pass from Garrard (Scobee kick)	Passing Yards	270	258
N.E.	3	8:49	Welker 6 pass from Brady (Gostkowski kick)	Att-Comp-Int	33-22-1	28-26-0
Jax.	3	4:04	Scobee 39 field goal	Third Downs	4-10	6-10
N.E.	3	0:49	Watson 9 pass from Brady (Gostkowski kick)	Fourth Downs	2-3	1-1
Jax.	4	9:44	Scobee 25 field goal	Punts-Avg.	1-50.0	1-30.0
N.E.	4	6:39	Gostkowski 35 field goal	Fumbles-Lost	2-1	0-0
			Penalties-Yards	5-42	6-74	
				Possession	27:18	32:42

**Attendance:** 68,756 • **Temperature:** 37 degrees  
**RUSHING:** Jaguars - Taylor 13-47, Jones-Drew 6-19, Garrard 3-14, Patriots - Maroney 22-122 (1 TD), Welker 1-13, Faulk 4-9, Brady 2-1  
**PASSING:** Jaguars - Garrard 33-22-278, 2 TDs, 1 INT, Patriots - Brady 28-26-262, 3 TDs, 0 INTs  
**RECEIVING:** Jaguars - Jones-Drew 6-49, Lewis 4-74, Northcutt 4-42, M. Jones 3-48 (1 TD), Wilford 2-21 (1 TD), Williams 1-25, G. Jones 1-12, Smolko 1-7, Patriots - Welker 9-54 (1 TD), Faulk 5-36, Stallworth 3-68, Gaffney 3-26, Maroney 2-40, Watson 2-12 (2 TDs), Moss 1-14, Brady 1-12  
**SACKS:** Jaguars 1 (Henderson 1), Patriots 1 (Warren 1)  
**INTERCEPTIONS:** Jaguars 0, Patriots 1 (Harrison)

# MAKING THE TRIP

Seasons the Jaguars made the NFL Playoffs: 6 (1996, 1997, 1998, 1999, 2005 and 2007)

Total games in the NFL Playoffs: 11 (5-6)



Appearances in the AFC WILD CARD ROUND: 5

DATE	OPPONENT	RESULT	SCORE
12/28/1996	at Buffalo	WIN	30-27
12/27/1997	at Denver	LOSS	17-42
01/03/1999	vs. NEW ENGLAND	WIN	25-10
01/07/2006	at New England	LOSS	3-28
01/05/2008	at Pittsburgh	WIN	31-29



Appearances in the AFC DIVISIONAL ROUND: 4

DATE	OPPONENT	RESULT	SCORE
01/04/1997	at Denver	WIN	30-27
01/10/1999	at N.Y. Jets	LOSS	24-34
01/15/2000	vs. MIAMI	WIN	62-7
01/12/2008	at New England	LOSS	20-31



Appearances in the AFC CHAMPIONSHIP GAME: 2

DATE	OPPONENT	RESULT	SCORE
01/12/1997	at New England	LOSS	6-20
01/23/2000	vs. TENNESSEE	LOSS	33-14







# INDIVIDUAL RECORDS / REGULAR SEASON



## SERVICE

### SEASONS

- 14 Brad Meester (2000-13)
- 11 Josh Scobee (2004-14),
- 11 Jimmy Smith (1995-2005),
- 11 Fred Taylor (1998-2008)
- 10 Rashean Mathis (2003-12),
- 10 Rob Meier (2000-09)
- 9 Mark Brunell (1995-2003),
- 9 Donovin Darius (1998-2006),
- 9 David Garrard (2002-10),
- 9 Greg Jones (2004-12),
- 9 Mercedes Lewis (2006-2014),
- 9 Daryl Smith (2004-12),
- 9 Paul Spicer (2000-08),
- 9 Maurice Williams (2001-09)
- 8 Maurice Jones-Drew (2006-2013),
- 8 Tony Brackens (1996-2003),
- 8 Kyle Brady (1999-2006),
- 8 John Henderson (2002-09),
- 8 Joe Zelenka (2001-08),
- 8 Vince Manuwai (2003-10),
- 8 Tony Boselli (1995-2001),
- 8 Mike Hollis (1995-2001)

### MOST GAMES PLAYED

- 208 Brad Meester (2000-13)
- 171 Jimmy Smith (1995-2005)
- 168 Josh Scobee (2004-14)
- 140 Fred Taylor (1998-2008)
- 138 Rob Meier (2000-09)
- 137 Rashean Mathis (2003-12)
- 128 Mercedes Lewis (2006-14)
- 128 Joe Zelenka (2001-08)
- 126 Daryl Smith (2004-12)
- 124 John Henderson (2002-09)
- 120 Mark Brunell (1995-2003),
- 120 Kyle Brady (1999-2006)
- 115 Donovin Darius (1998-2006),
- 115 Paul Spicer (2001-08),
- 115 Greg Jones (2004-12)
- 113 Maurice Jones-Drew (2006-2013),
- 110 Vince Manuwai (2003-10)
- 108 Mike Hollis (1995-2001)
- 107 Tony Brackens (1996-2003)
- 106 Maurice Williams (2001-09)
- 104 Montell Owens (2006-12)
- 100 Marcus Stroud (2001-07)

### MOST CONSECUTIVE GAMES PLAYED

- 128 Joe Zelenka (2001-08)
- 119 Josh Scobee (2007-2014)
- 96 Bryan Barker (1995-2000)
- 92 Brad Meester (2000-05)
- 89 Brad Meester (2008-2013)
- 88 Jimmy Smith (1995-2000)
- 86 Marcus Stroud (2001-06)
- 82 Mike Hollis (1995-2000),
- 82 John Henderson (2002-06)
- 80 Uche Nwaneri (2008-12)
- 75 Rob Meier (2000-04)
- 74 Ben Coleman (1995-99),
- 74 Rashean Mathis (2003-07)

### MOST STARTS

- 208 Brad Meester (2000-13)
- 150 Jimmy Smith (1995-2005)
- 136 Fred Taylor (1998-2008)
- 129 Rashean Mathis (2003-12)
- 124 Daryl Smith (2004-12)
- 120 John Henderson (2002-09)
- 117 Mark Brunell (1995-2003)
- 115 Donovin Darius (1998-2006)
- 113 Mercedes Lewis (2006-14)
- 110 Kyle Brady (1999-2006)
- 105 Vince Manuwai (2003-10)
- 100 Maurice Williams (2001-09)
- 92 Keenan McCardell (1996-2001)
- 90 Tony Boselli (1995-2001)

### MOST CONSECUTIVE STARTS

- 92 Brad Meester (9/3/00 - 12/4/05)
- 89 Brad Meester (10/26/08 - 12/22/13)
- 74 Rashean Mathis (9/7/03 - 11/25/07)
- 68 Marcus Stroud (9/8/02 - 10/1/06),
- 68 Vince Manuwai (11/30/03 - 12/23/07)
- 64 Maurice Williams (9/7/03 - 12/31/06),
- 64 Tyson Alualu (9/12/11 - 12/29/13)
- 63 Chris Naeole (9/8/02 - 12/24/05)
- 60 Uche Nwaneri (10/4/09 - 12/23/12)

## SCORING

### MOST POINTS -- CAREER

- 1,022 Josh Scobee (2004-14),
- 235 FG, 317 PAT
- 764 Mike Hollis (1995-2001),
- 175 FG, 239 PAT
- 486 Maurice Jones-Drew (2006-13),
- 81 TD
- 424 Fred Taylor (1998-2008),
- 70 TD, 2 2-PT
- 418 Jimmy Smith (1995-2005),
- 69 TD, 2 2-PT
- 228 James Stewart (1995-99),
- 38 TD
- 190 Keenan McCardell (1996-2001),
- 30 TD, 5 2-PT
- 162 Mercedes Lewis (2006-14),
- 27 TD
- 120 Stacey Mack (1999-2002),
- 20 TD
- 112 Reggie Williams (2004-08),
- 18 TD, 2 2-PT
- 108 David Garrard (2002-10),
- 17 TD, 3 2-PT

### MOST POINTS -- SEASON

- 134 Mike Hollis (1997), 31 FG, 41 PAT
- 130 Mike Hollis (1999), 31 FG, 37 PAT
- 119 Josh Scobee (2006), 26 FG, 41 PAT
- 117 Mike Hollis (1996), 30 FG, 27 PAT
- 108 Mike Hollis (1998), 21 FG, 45 PAT
- 107 Josh Scobee (2005), 23 FG, 38 PAT,
- 107 Josh Scobee (2010), 22 FG, 41 PAT
- 105 Mike Hollis (2000), 24 FG, 33 PAT
- 102 Fred Taylor (1998), 17 TD
- 96 Maurice Jones-Drew (2006), 16 TD,
- 96 Maurice Jones-Drew (2009), 16 TD

### MOST POINTS -- GAME

- 30 James Stewart (10/12/97 vs. Phi.), 5 TD
- 24 Fred Taylor (11/19/00 at Pit.), 4 TD,
- 24 Maurice Jones-Drew (12/11/11 vs. T.B.) 4 TD
- 18 Jimmy Smith (12/3/95 at Den.), 3 TD,
- 18 Fred Taylor (11/15/98 vs. T.B.), 3 TD,
- 18 Jimmy Smith (9/10/00 at Bal.), 3 TD,
- 18 Mike Hollis (9/10/00 at Bal.), 5 FG, 3 PAT,
- 18 Fred Taylor (12/3/00 vs. Cle.), 3 TD,
- 18 Stacey Mack (9/29/02 vs. N.Y. Jets), 3 TD,
- 18 LaBrandon Toefield (12/24/05 at Hou.), 3 TD,
- 18 Maurice Jones-Drew (12/10/06 vs. Ind.), 3 TD,
- 18 Josh Scobee (11/25/07 vs. Buf.), 5 FG, 3 PAT,
- 18 Maurice Jones-Drew (11/9/08 at Det.), 3 TD,
- 18 Maurice Jones-Drew (9/27/09 at Hou.), 3 TD,
- 18 Maurice Jones-Drew (10/18/09 vs. Stl.), 3 TD,
- 18 Josh Scobee (10/10/10 at Buf.), 5 FG, 3 PAT

### MOST POINTS, ROOKIE -- Season

- 102 Fred Taylor (1998), 17 TD
- 96 Maurice Jones-Drew (2006), 16 TD
- 93 Josh Scobee (2004), 24 FG, 21 PAT
- 90 Seth Marler (2003), 20 FG, 30 PAT
- 36 Allen Hurns (2014), 6 TD
- 32 Justin Blackmon (2012), 5 TD, 1 2-PT
- 30 Matt Jones (2005), 5 TD

### MOST CONSECUTIVE GAMES SCORING

- 67 Mike Hollis (12/24/95 - 9/10/00)
- 61 Josh Scobee (1/2/05 - 10/4/09)
- 50 Josh Scobee (10/18/09 - 10/28/12)
- 32 Josh Scobee (9/15/13 - 12/28/14)
- 25 Mike Hollis (10/16/00 - 12/30/01)
- 16 Seth Marler (9/7/03 - 12/28/03)
- 14 Mike Hollis (9/3/95 - 12/10/95),
- 14 Josh Scobee (9/12/04 - 12/19/04)

### MOST CONSECUTIVE GAMES SCORING A TOUCHDOWN

- 8 Fred Taylor (9/20/98 - 11/22/98),
- 8 Maurice Jones-Drew (11/12/06 12/31/06)
- 7 Fred Taylor (11/12/00 - 12/23/00)
- 5 Maurice Jones-Drew (11/4/07 - 12/2/07),
- 5 Maurice Jones-Drew (10/18/09 - 11/22/09)

### MOST TOUCHDOWNS -- Career

- 81 Maurice Jones-Drew (2006-13),
- 68 rushing, 11 receiving, 2 KO ret
- 70 Fred Taylor (1998-2008),
- 62 rushing, 8 receiving
- 69 Jimmy Smith (1995-2005),
- 67 receiving, 1 KO ret, 1 block punt
- 38 James Stewart (1995-99),
- 33 rushing, 5 receiving
- 30 Keenan McCardell (1996-2001),
- 30 receiving
- 27 Marcedes Lewis (2006-14),
- 27 receiving
- 20 Stacey Mack (1999-2002),
- 19 rushing, 1 receiving
- 18 Reggie Williams (2004-08),
- 18 receiving
- 17 David Garrard (2002-10),
- 17 rushing
- 15 Ernest Wilford (2004-07, 2009),
- 15 receiving,
- 15 Matt Jones (2005-08),
- 15 receiving
- 14 Mark Brunell (1995-2003),
- 14 rushing,
- 14 Mike Sims-Walker (2008-11),
- 14 receiving

### MOST TOUCHDOWNS -- Season

- 17 Fred Taylor (1998),
- 14 rushing, 3 receiving
- 16 Maurice Jones-Drew (2006),
- 13 rushing, 2 receiving, 1 KO ret,
- 16 Maurice Jones-Drew (2009),
- 15 rushing, 1 receiving
- 14 Fred Taylor (2000),
- 12 rushing, 2 receiving,
- 14 Maurice Jones-Drew (2008),
- 12 rushing, 2 receiving
- 13 James Stewart (1999),
- 13 rushing

### MOST TOUCHDOWNS -- Game

- 5 James Stewart (10/12/97 vs. Phi.),
- 5 rushing
- 4 Fred Taylor (11/19/00 at Pit.),
- 3 rushing, 1 receiving,
- 4 Maurice Jones-Drew (12/11/11 vs T.B.)
- 2 rushing, 2 receiving
- 3 9 times, last Maurice Jones-Drew (10/18/09 vs. Stl.), 3 rushing

### MOST TOUCHDOWNS BY ROOKIE -- Season

- 17 Fred Taylor (1998),
- 14 rushing, 3 receiving
- 16 Maurice Jones-Drew (2006),
- 13 rushing, 2 receiving, 1 KO ret
- 6 Allen Hurns (2014), 6 receiving
- 5 Matt Jones (2005), 5 receiving,
- 5 Justin Blackmon (2012), 5 receiving
- 3 James Stewart (1995),
- 2 rushing, 1 receiving,
- 3 Elvis Joseph (2001),
- 2 receiving, 1 kickoff return,
- 3 LaBrandon Toefield (2003),
- 2 rushing, 1 receiving,
- 3 Greg Jones (2004), 3 rushing

### MOST FIELD GOALS -- Career

- 235 Josh Scobee (2004-14),
- 291 attempts
- 175 Mike Hollis (1995-2001),
- 217 attempts
- 20 Seth Marler (2003), 33 attempts
- 9 John Carney (2007), 11 attempts
- 8 Tim Seder (2002), 12 attempts

### MOST FIELD GOALS -- Season

- 31 Mike Hollis (1997), 36 attempts,
- 31 Mike Hollis (1999), 38 attempts,
- 30 Mike Hollis (1996), 36 attempts
- 26 Josh Scobee (2006), 32 attempts
- 25 Josh Scobee (2012), 28 attempts
- 24 Mike Hollis (2000), 26 attempts,
- 24 Josh Scobee (2004), 31 attempts
- 23 Josh Scobee (2013), 25 attempts

### MOST FIELD GOALS -- Game

- 5 Mike Hollis (12/1/96 vs. Cin.),
- 5 attempts,
- 5 Mike Hollis (11/30/97 vs. Bal.),
- 5 attempts,
- 5 Mike Hollis (9/10/00 at Bal.),
- 5 attempts,
- 5 Josh Scobee (11/25/07 vs. Buf.),
- 5 attempts,
- 5 Josh Scobee (10/10/10 at Buf.),
- 5 attempts
- 4 Mike Hollis (6 games),
- 4 Josh Scobee (5 games),
- last (1/1/12 vs. Ind.), 4 attempts
- 4 Josh Scobee (12/14/14 at Bal.),
- 5 attempts

### MOST CONSECUTIVE GAMES SCORING A FIELD GOAL

- 15 Josh Scobee (11/14/10 - 10/24/11)
- 13 Josh Scobee (10/29/06 - 12/16/07)
- 10 Mike Hollis (9/12/99 - 11/21/99)
- 9 Josh Scobee (11/24/13 - 9/21/14)
- 8 Josh Scobee (9/15/13 - 11/10/13)
- 8 Mike Hollis (12/24/95 - 10/13/96),
- 8 Seth Marler (9/7/03 - 11/2/03),
- 8 Josh Scobee (11/13/05 - 1/14/06),
- 8 Josh Scobee (1/3/10 - 10/24/10)

### MOST CONSECUTIVE FIELD GOALS

- 20 Mike Hollis (11/1/98 - 9/19/99),
- 20 Josh Scobee (11/27/11 - 11/4/12)
- 16 Mike Hollis (10/12/97 - 11/30/97)
- 15 Josh Scobee (10/1/06 - 11/26/06),
- 15 Josh Scobee (9/11/11 - 11/13/11)
- 14 Josh Scobee (12/23/12 - 11/10/13)
- 14 Josh Scobee (9/12/10 - 11/14/10)
- 13 Mike Hollis (9/3/00 - 10/29/00)

### HIGHEST FIELD GOAL PERCENTAGE

- Career (minimum 25 attempts)
- 80.7 Josh Scobee (2004-14),
- 235 of 291
- 80.7 Mike Hollis (1995-2001),
- 175 of 217

### Season (minimum 16 attempts)

- 92.3 Mike Hollis (2000), 24 of 26
- 92.0 Josh Scobee (2013), 23 of 25
- 92.0 Josh Scobee (2011), 23 of 25
- 89.3 Josh Scobee (2012), 25 of 28
- 86.1 Mike Hollis (1997), 31 of 36
- 83.3 Mike Hollis (1996), 30 of 36
- 81.6 Mike Hollis (1999), 31 of 38
- 81.3 Josh Scobee (2006), 26 of 32

### LONGEST FIELD GOALS

- 59 Josh Scobee (10/3/10 vs. Indianapolis)
- 55 Josh Scobee (12/15/13 vs. Buffalo)
- 55 Josh Scobee (9/18/11 at N.Y. Jets)
- 54 Josh Scobee (10/24/11 vs. Baltimore),
- 53 13 times, last by Josh Scobee (12/28/14 at Houston)



# INDIVIDUAL RECORDS / REGULAR SEASON



## SCORING

### MOST EXTRA POINTS -- Career

317 Josh Scobee (2004-14), 322 attempts  
 239 Mike Hollis (1995-2001), 242 attempts  
 30 Seth Marler (2003), 30 attempts

### MOST EXTRA POINTS -- Season

45 Mike Hollis (1998), 45 attempts  
 41 Mike Hollis (1997), 41 attempts,  
 41 Josh Scobee (2006), 41 attempts,  
 41 Josh Scobee (2010), 41 attempts  
 38 Josh Scobee (2005), 39 attempts  
 37 Mike Hollis (1999), 37 attempts

### MOST EXTRA POINTS -- Game

7 Josh Scobee (12/23/07 vs. Oak.),  
 7 attempts  
 6 Mike Hollis (11/1/98 at Bal.),  
 6 attempts,  
 6 Mike Hollis (12/3/00 vs. Cle.),  
 6 attempts  
 5 10 times, last Josh Scobee  
 (12/12/10 vs Oak.), 5 attempts

### MOST CONSECUTIVE EXTRA POINTS

220 Mike Hollis (10/22/95 - 12/9/01)  
 82 Josh Scobee (11/8/09 - 1/1/12)  
 59 Josh Scobee (9/12/04 - 1/1/06)  
 58 Josh Scobee (12/16/07 - 11/1/09)  
 55 Josh Scobee (9/10/06 - 12/16/07)  
 39 Josh Scobee (9/16/12 - 12/22/13)  
 30 Seth Marler (9/7/03 - 12/28/03)

### HIGHEST EXTRA-POINT PERCENTAGE

**Career**  
 100.0 Seth Marler (2003), 30 of 30  
 98.8 Mike Hollis (1995-2001), 239 of 242  
 98.4 Josh Scobee (2004-14), 317 of 322

### MOST TWO-POINT CONVERSIONS -- Career

5 Keenan McCardell (1996-2001), 5 pass  
 3 Willie Jackson (1995-97), 3 pass  
 3 Mark Brunell (1995-2003), 3 run  
 3 David Garrard (2002-10), 3 run

### MOST TWO-POINT CONVERSIONS -- Game

1 27 times, last Montell Owens,  
 (12/2/12 at Buffalo), 1 rush

### MOST YARDS PASSING -- Career

25,698 Mark Brunell (1995-2003),  
 2,184 of 3,616  
 16,003 David Garrard (2002-10),  
 1,406 of 2,281  
 9,042 Byron Leftwich (2003-06),  
 789 of 1,344  
 5,817 Chad Henne (2012-14),  
 513 of 889  
 4,357 Blaine Gabbert (2011-13),  
 414 of 777  
 2,908 Blake Bortles (2014),  
 280 of 475

### MOST YARDS PASSING -- Season

\*4,367 Mark Brunell (1996), 353 of 557  
 \*NFL Leader  
 3,640 Mark Brunell (2000), 311 of 512  
 3,620 David Garrard (2008), 335 of 535  
 3,597 David Garrard (2009), 314 of 516  
 3,309 Mark Brunell (2001), 289 of 473  
 3,281 Mark Brunell (1997), 264 of 435  
 3,241 Chad Henne (2013), 305 of 503

### MOST YARDS PASSING -- Game

432 Mark Brunell (9/22/96 at N.E.),  
 23 of 39  
 421 Mark Brunell (10/20/96 at Stl.),  
 37 of 52  
 386 Mark Brunell (9/10/00 at Bal.),  
 28 of 50  
 376 Mark Brunell (9/20/98 vs. Bal.),  
 25 of 34  
 357 Byron Leftwich (10/10/04 at S.D.)  
 36 of 54

### MOST YARDS PASSING, ROOKIE -- Season

2,908 Blake Bortles (2014), 280 of 475  
 2,819 Byron Leftwich (2003), 239 of 418  
 2,214 Blaine Gabbert (2011), 210 of 413  
 387 Jonathan Quinn (1998), 34 of 64  
 231 David Garrard (2002), 23 of 46

### MOST YARDS PASSING, ROOKIE -- Game

336 Byron Leftwich (10/5/03 vs. S.D.),  
 19 of 28  
 336 Blake Bortles (10/12/14 at Ten.)  
 32 of 46  
 290 Blake Bortles (11/9/14 vs. Dal.)  
 22 of 37  
 288 Byron Leftwich (12/14/03 at N.E.),  
 21 of 40

### MOST PASS ATTEMPTS -- Career

3,616 Mark Brunell (1995-2003),  
 2,184 completions  
 2,281 David Garrard (2002-10),  
 1,406 completions  
 1,344 Byron Leftwich (2003-06),  
 789 completions  
 889 Chad Henne (2012-14),  
 513 completions  
 777 Blaine Gabbert (2011-13),  
 414 completions

### MOST PASS ATTEMPTS -- Season

557 Mark Brunell (1996),  
 353 completions  
 535 David Garrard (2008),  
 335 completions  
 516 David Garrard (2009),  
 314 completions  
 512 Mark Brunell (2000),  
 311 completions

### MOST PASS ATTEMPTS -- Game

54 Byron Leftwich (10/10/04 at S.D.),  
 36 completions  
 52 Mark Brunell (10/20/96 at Stl.),  
 37 completions  
 51 Chad Henne (12/29/13 at Ind.),  
 30 completions  
 51 Chad Henne (12/23/12 vs. N.E.),  
 29 completions  
 50 Mark Brunell (9/10/00 at Bal.),  
 28 completions  
 49 Blaine Gabbert (10/28/12 at G.B.)  
 27 completions  
 48 Mark Brunell (10/15/95 vs. Chi.),  
 30 completions  
 47 Mark Brunell (11/17/96 at Pit.),  
 28 completions

## PASSING

### MOST PASS ATTEMPTS, ROOKIE -- Season

475 Blake Bortles (2014), 280 comp  
 418 Byron Leftwich (2003), 239 comp  
 413 Blaine Gabbert (2011), 210 comp  
 64 Jonathan Quinn (1998), 34 comp

### MOST PASS ATTEMPTS, ROOKIE -- Game

46 Blake Bortles (10/12/14 at Ten.),  
 32 completions  
 42 Byron Leftwich (10/12/03 vs. Mia.),  
 24 completions,  
 42 Blaine Gabbert (10/2/11 vs. N.O.),  
 16 completions,  
 42 Blaine Gabbert (12/24/11 at Ten.),  
 21 completions  
 41 Blaine Gabbert (11/20/11 at Cle.),  
 22 completions

### MOST PASS COMPLETIONS -- Career

2,184 Mark Brunell (1995-2003),  
 3,616 attempts  
 1,406 David Garrard (2002-10),  
 2,281 attempts  
 789 Byron Leftwich (2003-06),  
 1,344 attempts  
 513 Chad Henne (2012-14),  
 889 attempts  
 414 Blaine Gabbert (2011-13),  
 777 attempts  
 280 Blake Bortles (2014),  
 475 attempts

### MOST PASS COMPLETIONS -- Season

353 Mark Brunell (1996), 557 attempts  
 335 David Garrard (2008), 535 attempts  
 314 David Garrard (2009), 516 attempts  
 311 Mark Brunell (2000), 512 attempts  
 305 Chad Henne (2013), 503 attempts  
 289 Mark Brunell (2001), 473 attempts

### MOST PASS COMPLETIONS -- Game

37 Mark Brunell (10/20/96 at Stl.),  
 52 attempts  
 36 Byron Leftwich (10/10/04 at S.D.),  
 54 attempts  
 30 Chad Henne (12/29/13 at Ind.),  
 51 attempts  
 30 Mark Brunell (10/15/95 vs. Chi.),  
 48 attempts,  
 30 David Garrard (10/18/09 vs. Stl.),  
 43 attempts

### MOST CONSECUTIVE PASS COMPLETIONS

17 David Garrard  
 (11/14/10 vs. Hou. - 11/21/10 vs. Cle.)  
 15 Byron Leftwich  
 (10/17/04 vs. K.C. - 10/24/04 at Ind.)  
 13 Mark Brunell  
 (10/6/96 at New Orleans),  
 13 Mark Brunell  
 (9/7/03 at Carolina)

### MOST PASS COMPLETIONS, ROOKIE -- Season

280 Blake Bortles (2014),  
 475 attempts  
 239 Byron Leftwich (2003),  
 418 attempts  
 210 Blaine Gabbert (2011),  
 413 attempts  
 34 Jonathan Quinn (1998),  
 164 attempts

### MOST PASS COMPLETIONS, ROOKIE -- Game

32 Blake Bortles (10/12/14 at Ten.),  
 46 attempts  
 29 Blake Bortles (9/28/14 at S.D.),  
 37 attempts  
 24 Byron Leftwich (10/12/03 vs. Mia.),  
 42 attempts  
 22 Blake Bortles (11/9/14 vs. Dal.),  
 37 attempts  
 22 Blake Bortles (10/5/14 vs. Pit.),  
 36 attempts  
 22 Byron Leftwich (11/2/03 at Bal.),  
 34 attempts,  
 22 Blaine Gabbert (11/20/11 at Cle.),  
 41 attempts  
 22 Blake Bortles (11/2/14 at Cin.),  
 33 attempts

### MOST TOUCHDOWN PASSES -- Career

144 Mark Brunell (1995-2003)  
 89 David Garrard (2002-10)  
 51 Byron Leftwich (2003-06)  
 27 Chad Henne (2012-14)  
 22 Blaine Gabbert (2011-13)  
 12 Quinn Gray (2003-07)  
 11 Blake Bortles (2014)  
 4 Steve Beuerlein (1995),  
 4 Jamie Martin (1998-2000)

### MOST TOUCHDOWN PASSES -- Season

23 David Garrard (2010)  
 20 Mark Brunell (1998)  
 20 Mark Brunell (2000)  
 19 Mark Brunell (1996)  
 19 Mark Brunell (2001)  
 18 Mark Brunell (1997)  
 18 David Garrard (2007)

### MOST TOUCHDOWN PASSES -- Game

4 Mark Brunell (11/29/98 at CIN),  
 4 Quinn Gray (12/30/07 at HOU),  
 4 David Garrard (10/31/10 at DAL)  
 4 Chad Henne (11/18/12 at HOU)  
 3 20 times, last David Garrard  
 (12/12/10 vs. OAK)

### MOST CONSECUTIVE GAMES WITH A TOUCHDOWN PASS

14 Mark Brunell (10/7/01 - 9/15/02)  
 9 Mark Brunell (10/22/00 - 12/23/00)  
 8 Byron Leftwich (9/25/05 - 11/20/05),  
 8 Mark Brunell (9/17/95 - 11/12/95),  
 8 Mark Brunell (10/19/97 - 12/7/97),  
 8 David Garrard (12/17/06 - 10/14/07)

### MOST TOUCHDOWN PASSES, ROOKIE -- Season

14 Byron Leftwich (2003)  
 12 Blaine Gabbert (2011)  
 11 Blake Bortles (2014)  
 2 Jonathan Quinn (1998)  
 1 David Garrard (2002)

### MOST TOUCHDOWN PASSES, ROOKIE -- Game

2 Byron Leftwich (10/5/03 vs. SD)  
 2 Byron Leftwich (11/30/03 vs. TB)  
 2 Blaine Gabbert (12/5/11 vs. SD)  
 2 Blaine Gabbert (12/11/11 vs. TB)  
 2 Blake Bortles (9/21/14 vs. IND)  
 2 Blake Bortles (11/2/14 at CIN)

### MOST INTERCEPTIONS THROWN -- Career

86 Mark Brunell (1995-2003),  
 3,616 attempts  
 54 David Garrard (2002-10),  
 2,281 attempts  
 36 Byron Leftwich (2003-06),  
 1,344 attempts  
 26 Chad Henne (2012-14),  
 882 attempts  
 24 Blaine Gabbert (2011-13),  
 777 attempts

### MOST INTERCEPTIONS THROWN -- Season

20 Mark Brunell (1996),  
 557 attempts  
 17 Blake Bortles (2014),  
 475 attempts  
 16 Byron Leftwich (2003),  
 418 attempts  
 15 David Garrard (2010),  
 366 attempts  
 14 Mark Brunell (2000),  
 512 attempts  
 14 Chad Henne (2013),  
 503 attempts  
 13 Mark Brunell (2001),  
 473 attempts

### MOST INTERCEPTIONS THROWN -- Game

5 Mark Brunell (10/20/96 at Stl.),  
 52 attempts  
 4 David Garrard (11/12/06 vs. Hou.),  
 34 attempts,  
 4 David Garrard (9/19/10 at S.D.),  
 23 attempts,  
 4 Luke McCown (9/18/11 at N.Y. Jets),  
 19 attempts





# INDIVIDUAL RECORDS / REGULAR SEASON



## PASSING

### MOST INTERCEPTIONS THROWN, ROOKIE Season

- 17 Blake Bortles (2014), 475 attempts
- 16 Byron Leftwich (2003), 418 attempts
- 11 Blaine Gabbert (2011), 413 attempts
- 3 Jonathan Quinn (1998), 64 attempts
- 2 David Garrard (2002), 46 attempts
- 1 Rob Johnson (1995), 7 attempts

### MOST INTERCEPTIONS THROWN, ROOKIE Game

- 3 3 times, last by Blake Bortles (10/19/14 vs. Cle.), 31 attempts
- 2 12 times, last by Blake Bortles (10/26/14 vs. Mia.), 34 attempts

### MOST CONSECUTIVE GAMES WITH NO PASSES INTERCEPTED

- 8 David Garrard (9/9/07 - 11/25/07)
- 6 David Garrard (12/11/05 - 11/5/06)
- 5 Mark Brunell (12/1/96 - 9/22/97),
- 5 Mark Brunell (10/11/99 - 11/14/99)

### MOST CONSECUTIVE PASSES WITHOUT AN INTERCEPTION

- 209 David Garrard (9/9/07 - 11/25/07)
- 175 David Garrard (12/4/05 - 11/12/06)
- 172 Mark Brunell (11/24/96 - 9/28/97)
- 155 David Garrard (11/22/09 - 12/17/09)
- 148 Mark Brunell (10/3/99 - 11/21/99)

### LOWEST INTERCEPTION RATE -- Career (minimum 125 attempts)

- 2.37 Mark Brunell (1995-2003), 86 of 3,616 attempts
- 2.37 David Garrard (2002-10), 54 of 2,281 attempts
- 2.68 Byron Leftwich (2003-06), 36 of 1,344 attempts
- 2.78 Quinn Gray (2003-07), 5 of 180 attempts
- 2.92 Chad Henne (2012-14), 26 of 889 attempts
- 3.10 Blaine Gabbert (2011-13), 24 of 777 attempts
- 3.20 Jonathan Quinn (1998-2001), 4 of 125 attempts

### LOWEST INTERCEPTION RATE -- Season (minimum 140 attempts)

- 0.06 David Garrard (2005), 1 of 168 attempts
- 0.09 David Garrard (2007), 3 of 325 attempts
- 0.17 Byron Leftwich (2005), 5 of 302 attempts
- 1.61 Mark Brunell (1997), 7 of 435 attempts
- 1.68 Mark Brunell (2002), 7 of 416 attempts

### HIGHEST COMPLETION PERCENTAGE Career (minimum 140 completions)

- 61.6 David Garrard (2002-10), 1,406 of 2,281 attempts
- 60.4 Mark Brunell (1995-2003), 2,184 of 3,612 attempts
- 58.9 Blake Bortles (2014), 280 of 475 attempts
- 58.7 Byron Leftwich (2003-06), 789 of 1,344 attempts
- 57.7 Chad Henne (2012-14), 513 of 889 attempts
- 56.1 Quinn Gray (2003-07), 101 of 180 attempts

### HIGHEST COMPLETION PERCENTAGE Season (minimum 70 completions)

- 64.5 David Garrard (2010), 236 of 366 attempts
- 64.0 David Garrard (2007), 208 of 325 attempts
- 63.4 Mark Brunell (1996), 353 of 557 attempts
- 62.6 David Garrard (2008), 335 of 535 attempts
- 61.1 Mark Brunell (2001), 289 of 473 attempts
- 58.9 Blake Bortles (2014), 280 of 475 attempts

### HIGHEST COMPLETION PERCENTAGE Game (minimum 15 completions)

- 85.2 Mark Brunell (9/7/03 at Car.), 23 of 27 attempts
- 83.3 Rob Johnson (8/31/97 at Bal.), 20 of 24 attempts
- 83.3 Mark Brunell (10/29/00 at Dall.), 20 of 24 attempts
- 82.8 David Garrard (12/2/07 at Ind.), 24 of 29 attempts
- 81.0 David Garrard (10/31/10 at Dal.), 17 of 21 attempts
- 80.0 Mark Brunell (10/6/96 at N.O.), 28 of 35 attempts
- 80.0 David Garrard (10/10/10 at Buf.), 16 of 20 attempts

### HIGHEST PASSER RATING Career (minimum 250 attempts)

- 85.8 David Garrard (2002-10)
- 85.4 Mark Brunell (1995-2003)
- 80.5 Byron Leftwich (2003-06)

### HIGHEST PASSER RATING Season (among qualifiers)

- 102.2 David Garrard (2007)
- #91.2 Mark Brunell (1997) #AFC Leader
- 90.8 David Garrard (2010)
- 89.9 Mark Brunell (1998)
- 89.3 Byron Leftwich (2005)
- 85.7 Mark Brunell (2002)

### HIGHEST AVERAGE GAIN PER ATTEMPT Career (minimum 250 attempts)

- 7.11 Mark Brunell (1995-2003), 3,612 attempts, 25,698 yards
- 7.02 David Garrard (2002-10), 2,281 attempts, 16,003 yards
- 6.73 Byron Leftwich (2003-06), 1,344 attempts, 9,042 yards
- 6.12 Blake Bortles (2014), 475 attempts, 2,908 yards

### HIGHEST AVERAGE GAIN PER ATTEMPT Season (minimum 150 attempts)

- \*7.84 Mark Brunell (1996), 557 attempts, 4,367 yards \*NFL Leader
- 7.72 David Garrard (2007), 325 attempts, 2,509 yards
- 7.54 Mark Brunell (1997), 435 attempts, 3,281 yards
- 7.47 David Garrard (2010), 366 attempts, 2,734 yards
- 7.35 Mark Brunell (1998), 354 attempts, 2,601 yards

### HIGHEST AVERAGE GAIN PER ATTEMPT Game (minimum 20 attempts)

- 12.38 David Garrard (10/21/10 at DAL), 21 attempts, 260 yards
- 12.25 Rob Johnson (8/31/97 at BAL), 24 attempts, 294 yards
- 12.00 Byron Leftwich (10/5/03 vs. SD), 28 attempts, 336 yards
- 11.85 Mark Brunell (11/1/98 at BAL), 20 attempts, 237 yards
- 11.70 Mark Brunell (11/21/99 vs. N.O.), 30 attempts, 351 yards
- 11.08 Mark Brunell (9/22/96 at N.E.), 39 attempts, 432 yards

### MOST 400-YARD PASSING GAMES -- Career

- 2 Mark Brunell (1995-2003)

### MOST 400-YARD PASSING GAMES -- Season

- 2 Mark Brunell (1996)

### MOST 300-YARD PASSING GAMES -- Career

- 22 Mark Brunell (1995-2003)
- 6 David Garrard (2002-10)
- 5 Chad Henne (2012-13)
- 4 Byron Leftwich (2003-06)
- 2 Quinn Gray (2003-07),

### MOST 300-YARD PASSING GAMES -- Season

- 6 Mark Brunell (1996)
- 3 Mark Brunell (1997, 1999, 2000),
- 3 Byron Leftwich (2004),
- 3 Chad Henne (2013)

### MOST CONSECUTIVE 300-YARD PASSING GAMES

- 3 Mark Brunell (11/21/99 - 12/2/99)
- 2 Chad Henne (10/13/13 - 10/20/13)
- 2 Mark Brunell (11/24/96 - 12/1/96),
- 2 Mark Brunell (9/3/00 - 9/10/00),
- 2 Byron Leftwich (10/3/04 - 10/10/04)

### LONGEST PASS COMPLETIONS

- 84t Byron Leftwich to Troy Edwards (9/28/03 at Houston)
- 81t Chad Henne to Justin Blackmon (11/18/12 at Houston)
- 80t Quinn Gray to Reggie Williams (11/4/07 at New Orleans),
- 80t Blaine Gabbert to Cecil Shorts III (9/23/12 at Indianapolis)
- 79t Mark Brunell to Patrick Johnson (9/15/02 at Kansas City)
- 78t Mark Brunell to Fred Taylor (11/1/98 at Baltimore)
- 75 Mark Brunell to Jimmy Smith (11/9/97 vs. Kansas City)
- 75 David Garrard to Maurice Jones-Drew (11/21/10 vs. Cleveland)
- 74t Blaine Gabbert to Jason Hill (10/9/11 vs. Cincinnati)

### LONGEST TOUCHDOWN PASS

- 84 Byron Leftwich to Troy Edwards (9/28/03 at Houston)
- 81 Chad Henne to Justin Blackmon (11/18/12 at Houston)
- 80 Quinn Gray to Reggie Williams (11/4/07 at New Orleans)
- 80 Blaine Gabbert to Cecil Shorts III (9/23/12 at Indianapolis)
- 79 Mark Brunell to Patrick Johnson (9/15/02 at Kansas City)
- 78 Mark Brunell to Fred Taylor (11/1/98 at Baltimore)
- 74 Blaine Gabbert to Jason Hill (10/9/11 vs. Cincinnati)

## RUSHING

### MOST RUSHING YARDS -- Career

- 11,271 Fred Taylor (1998-2008), 2,428 attempts
- 8,071 Maurice Jones-Drew (2006-13), 1,804 attempts
- 2,951 James Stewart (1995-99), 765 attempts
- 2,219 Mark Brunell (1995-2002), 429 attempts
- 1,746 David Garrard (2002-10), 380 attempts
- 1,498 Stacey Mack (1999-2002), 372 attempts
- 1,330 Natrone Means (1996-97), 396 attempts
- 944 Rashad Jennings (2009-12), 224 attempts
- 911 Greg Jones (2004-12), 270 attempts

### MOST RUSHING YARDS -- Season

- \*1,606 Maurice Jones-Drew (2011), 343 attempts \*NFL Leader
- 1,572 Fred Taylor (2003), 345 attempts
- 1,399 Fred Taylor (2000), 292 attempts
- 1,391 Maurice Jones-Drew (2009), 312 attempts
- 1,324 Maurice Jones-Drew (2010), 299 attempts
- 1,314 Fred Taylor (2002), 287 attempts
- 1,224 Fred Taylor (2004), 260 attempts
- 1,223 Fred Taylor (1998), 264 attempts

### MOST RUSHING YARDS -- Game

- 234 Fred Taylor (11/19/00 at Pit.), 30 attempts
- 194 Fred Taylor (12/21/03 vs. N.O.), 34 attempts
- 186 Maurice Jones-Drew (12/5/10 at Ten.), 31 attempts
- 183 Fred Taylor (12/6/98 vs. Det.), 32 attempts
- 181 Fred Taylor (12/3/00 vs. Cle.), 30 attempts
- 177 Maurice Jones-Drew (11/1/09 at Ten.), 8 attempts
- 177 Maurice Jones-Drew (9/23/12 at Ind.), 28 attempts
- 169 Maurice Jones-Drew (1/1/12 vs. Ind.), 25 attempts
- 166 Maurice Jones-Drew (12/10/06 vs. Ind.), 15 attempts

### MOST RUSHING YARDS, ROOKIE -- Season

- 1,223 Fred Taylor (1998), 264 attempts
- 941 Maurice Jones-Drew (2006), 166 attempts
- 525 James Stewart (1995), 137 attempts
- 419 Blake Bortles (2014), 56 attempts
- 294 Elvis Joseph (2001), 68 attempts

### MOST RUSHING YARDS, ROOKIE -- Game

- 183 Fred Taylor (12/6/98 vs. Det.), 32 attempts
- 166 Maurice Jones-Drew (12/10/06 vs. Ind.), 15 attempts
- 131 Maurice Jones-Drew (12/24/06 vs. N.E.), 19 attempts
- 128 Fred Taylor (9/20/98 vs. Bal.), 23 attempts
- 128 Fred Taylor (11/15/98 vs. T.B.), 20 attempts



# INDIVIDUAL RECORDS / REGULAR SEASON



## RUSHING

### MOST RUSHING ATTEMPTS -- Career

- 2,428 Fred Taylor (1998-2008), 11,271 yards
- 1,804 Maurice Jones-Drew (2006-13), 8,032 yards
- 765 James Stewart (1995-99), 2,951 yards
- 429 Mark Brunell (1995-2003), 2,219 yards
- 396 Natrone Means (1996-97), 1,330 yards
- 380 David Garrard (2002-10), 1,746 yards
- 372 Stacey Mack (1999-2002), 1,498 yards

### MOST RUSHING ATTEMPTS -- Season

- 345 Fred Taylor (2003), 1,572 yards
- 343 Maurice Jones-Drew (2011), 1,606 yards
- 312 Maurice Jones-Drew (2009), 1,391 yards
- 299 Maurice Jones-Drew (2010), 1,324 yards
- 292 Fred Taylor (2000), 1,399 yards
- 287 Fred Taylor (2002), 1,314 yards
- 264 Fred Taylor (1998), 1,223 yards
- 260 Fred Taylor (2004), 1,224 yards

### MOST RUSHING ATTEMPTS -- Game

- 37 Fred Taylor (9/25/05 at N.Y. Jets), 98 yards
- 34 Fred Taylor (12/21/03 vs. N.O.), 194 yards
- 33 Maurice Jones-Drew (10/18/09 vs. StL), 133 yards
- 32 Fred Taylor (12/6/98 vs. Det.), 183 yards
- 32 Fred Taylor (12/17/00 at Cin.), 110 yards
- 32 Fred Taylor (11/23/03 at N.Y. Jets), 142 yards
- 31 Fred Taylor (10/29/00 at Dal.), 107 yards
- 31 Maurice Jones-Drew (12/5/10 at Ten.), 186 yards

### MOST RUSHING ATTEMPTS, ROOKIE -- Season

- 264 Fred Taylor (1998), 1,223 yards
- 166 Maurice Jones-Drew (2006), 941 yards
- 137 James Stewart (1995), 525 yards
- 68 Elvis Joseph (2001), 294 yards
- 62 Greg Jones (2004), 162 yards

### MOST RUSHING ATTEMPTS, ROOKIE -- Game

- 32 Fred Taylor (12/6/98 vs. Det.), 183 yards
- 27 Fred Taylor (11/7/98 vs. Cin.), 118 yards
- 25 Fred Taylor (9/27/98 at Ten.), 116 yards
- 25 Maurice Jones-Drew (12/17/06 at Ten.), 98 yards

### MOST RUSHING TOUCHDOWNS -- Career

- 68 Maurice Jones-Drew (2006-13)
- 62 Fred Taylor (1998-2008)
- 33 James Stewart (1995-99)
- 19 Stacey Mack (1999-2002)
- 17 David Garrard (2002-10)
- 14 Mark Brunell (1995-2003)

### MOST RUSHING TOUCHDOWNS -- Season

- 15 Maurice Jones-Drew (2009)
- 14 Fred Taylor (1998)
- 13 James Stewart (1999),
- 13 Maurice Jones-Drew (2006)
- 12 Fred Taylor (2000),
- 12 Maurice Jones-Drew (2008)

### MOST RUSHING TOUCHDOWNS -- Game

- 5 James Stewart (10/12/97 vs. Phi.)
- 3 8 times, last Maurice Jones-Drew (10/18/09 vs. StL.)

### MOST RUSHING TOUCHDOWNS, ROOKIE -- Season

- 14 Fred Taylor (1998)
- 13 Maurice Jones-Drew (2006)
- 3 Greg Jones (2004)
- 2 James Stewart (1995)
- 2 David Garrard (2002)
- 2 LaBrandon Toefield (2003)
- 2 Storm Johnson (2014)

### MOST RUSHING TOUCHDOWNS, ROOKIE -- Game

- 3 Fred Taylor (11/15/98 vs. T.B.)
- 2 Fred Taylor (10/12/98 vs. Miami)
- 2 Fred Taylor (12/6/98 vs. Detroit)
- 2 Fred Taylor (11/9/03 vs. Ind.)
- 2 David Garrard (10/13/02 at Ten.)
- 2 Maurice Jones-Drew (10/8/06 vs. N.J.)
- 2 Maurice Jones-Drew (12/10/06 vs. Ind.)
- 2 Maurice Jones-Drew (12/24/06 vs. N.E.)

### MOST CONSECUTIVE GAMES WITH A RUSHING TOUCHDOWN

- 8 Maurice Jones-Drew (11/12/06 - 12/31/06)
- 5 Maurice Jones-Drew (10/18/09 - 11/22/09)
- 4 6 times, last Maurice Jones-Drew (11/11/07 - 12/2/07)

### HIGHEST RUSHING AVERAGE

#### Career (minimum 100 attempts)

- 5.2 Mark Brunell (1995-2003), 429 attempts, 2,219 yards
- 4.6 David Garrard (2002-10), 380 attempts, 1,746 yards
- 4.6 Fred Taylor (1998-2008), 2,428 attempts, 11,271 yards
- 4.5 Maurice Jones-Drew (2006-13), 1,804 attempts, 8,071 yards
- 4.2 Denard Robinson (2013-14), 155 attempts, 648 yards
- 4.2 Rashad Jennings (2009-12), 224 attempts, 944 yards
- 4.0 Stacey Mack (1999-2002), 372 attempts, 1,498 yards
- 3.9 James Stewart (1995-99), 765 attempts, 2,951 yards

### HIGHEST RUSHING AVERAGE

#### Season (minimum 50 attempts)

- 7.2 Mark Brunell (1995), 67 attempts, 480 yards
- 5.7 Maurice Jones-Drew (2006), 166 attempts, 941 yards
- 5.5 Rashad Jennings (2010), 84 attempts, 459 yards
- 5.4 Fred Taylor (2007), 223 attempts, 1,202 yards
- 5.0 Mark Brunell (1996), 80 attempts, 396 yards
- 5.0 Fred Taylor (2006), 231 attempts, 1,146 yards

### HIGHEST RUSHING AVERAGE

#### Game (minimum 10 attempts)

- 11.1 Maurice Jones-Drew (12/10/06 vs. Hou.), 12 for 125 yards
- 10.4 Maurice Jones-Drew (10/14/07 vs. Ind.), 15 for 166 yards
- 8.5 Fred Taylor (10/31/99 at Cin.), 15 for 128 yards
- 7.9 Maurice Jones-Drew (9/24/06 at Ind.), 13 for 103 yards
- 7.8 Fred Taylor (11/19/00 at Pit.), 30 for 234 yards
- 7.8 Stacey Mack (12/30/01 vs. KC), 16 for 125 yards

### MOST 200-YARD RUSHING GAMES -- Career

- 1 Fred Taylor (1998-2008)

### MOST 200-YARD RUSHING GAMES -- Season

- 1 Fred Taylor (2000)

### MOST 100-YARD RUSHING GAMES -- Career

- 47 Fred Taylor (1998-2008)
- 27 Maurice Jones-Drew (2006-13)
- 6 James Stewart (1995-99)
- 3 Stacey Mack (1999-2002)
- 2 Greg Jones (2004-12)
- 2 Rashad Jennings (2009-12)
- 2 Denard Robinson (2013-14)

### MOST 100-YARD RUSHING GAMES -- Season

- 9 Fred Taylor (2000)
- 7 Fred Taylor (2003),
- 7 Maurice Jones-Drew (2010)
- 6 Fred Taylor (1998),
- 6 Maurice Jones-Drew (2011)
- 5 Fred Taylor (2002, 2004, 2007),
- 5 Maurice Jones-Drew (2009)

### MOST CONSECUTIVE 100-YARD RUSHING GAMES

- 9 Fred Taylor (10/16/00 to 12/17/00)
- 6 Maurice Jones-Drew (10/31/10 to 12/12/10)
- 5 Fred Taylor (11/25/07 to 12/23/07)
- 3 Fred Taylor (11/14/04 to 11/28/04),
- 3 Stacey Mack (12/16/01 to 12/30/01),
- 3 Fred Taylor (11/23/03 to 12/7/03),
- 3 Maurice Jones-Drew (12/15/11 to 1/1/12)

### LONGEST RUNS FROM SCRIMMAGE

- 80t Fred Taylor (12/9/07 vs. Carolina)
- 80t Maurice Jones-Drew (11/1/09 at Ten.)
- 79t Maurice Jones-Drew (11/1/09 at Ten.)
- 77t Fred Taylor (10/12/98 vs. Miami)
- 76 Fred Taylor (12/10/06 vs. Ind.)
- 76 Fred Taylor (10/14/07 vs. HOU)
- 74t Maurice Jones-Drew (12/24/06 vs. N.E.)
- 74t Rashad Jennings (12/12/10 vs. Oak.)

### LONGEST TOUCHDOWN RUNS

- 80 Fred Taylor (12/9/07 vs. Carolina),
- 80 Maurice Jones-Drew (11/1/09 at Ten.)
- 79 Maurice Jones-Drew (11/1/09 at Ten.)
- 77 Fred Taylor (10/12/98 vs. Miami)
- 74 Maurice Jones-Drew (12/24/06 vs. N.E.),
- 74 Rashad Jennings (12/12/10 vs. Oak.)
- 71 Fred Taylor (10/30/05 at St. Louis)
- 70 Fred Taylor (11/15/98 vs. Tampa Bay)

## RECEIVING

### MOST RECEPTIONS -- Career

- 862 Jimmy Smith (1995-2005), 12,287 yards, 67 TD
- 499 Keenan McCardell (1996-2001), 6,393 yards, 30 TD
- 335 Maurice Jones-Drew (2006-13), 2,873 yards, 11 TD
- 313 Marcedes Lewis (2006-14), 3,783 yards, 26 TD
- 286 Fred Taylor (1998-2008), 2,361 yards, 8 TD
- 241 Kyle Brady (1999-2006), 2,500 yards, 13 TD
- 191 Pete Mitchell (1995-98, 2002), 2,091 yards, 11 TD

### MOST RECEPTIONS -- Season

- \*116 Jimmy Smith (1999), 1,636 yards, 6 TD
- \*NFL Leader
- 112 Jimmy Smith (2001), 1,373 yards, 8 TD
- 94 Keenan McCardell (2000), 1,207 yards, 5 TD
- 93 Keenan McCardell (2001), 1,110 yards, 6 TD
- 91 Jimmy Smith (2000), 1,213 yards, 8 TD
- 85 Keenan McCardell (1996), 1,129 yards, 3 TD
- 85 Keenan McCardell (1997), 1,164 yards, 5 TD

### MOST RECEPTIONS -- Game

- 16 Keenan McCardell (10/20/96 at StL), 232 yards
- 15 Jimmy Smith (9/10/00 at Bal.), 291 yards, 3 TD
- 14 Justin Blackmon (10/13/13 at DEN), 190 yards
- 14 Jimmy Smith (1/2/00 vs. Cin.), 165 yards
- 11 Keenan McCardell (12/7/97 vs. N.E.), 152 yards, 2 TD
- 11 Keenan McCardell (10/8/00 vs. Pit.), 137 yards, 1 TD
- 11 Keenan McCardell (12/23/00 at N.Y.G.), 131 yards

### MOST RECEPTIONS, ROOKIE -- Season

- 64 Justin Blackmon (2012), 865 yards, 5 TD
- 51 Ace Sanders (2013), 484 yards, 1 TD
- 51 Allen Hurns (2014), 677 yards, 6 TD
- 48 Allen Robinson (2014), 548 yards, 2 TD
- 48 Mike Thomas (2009), 453 yards, 1 TD
- 46 Maurice Jones-Drew (2006), 436 yards, 2 TD
- 44 Fred Taylor (1998), 421 yards, 3 TD
- 41 Pete Mitchell (1995), 527 yards, 2 TD
- 37 Marqise Lee (2014), 422 yards, 1 TD

### MOST RECEPTIONS, ROOKIE -- Game

- 10 Pete Mitchell (11/19/95 at T.B.), 161 yards, 1 TD
- 9 Fred Taylor (9/20/98 vs. Bal.), 85 yards
- 8 Allen Robinson (10/12/14 at Ten.), 68 yards
- 8 Ace Sanders (12/01/13 at CLE), 67 yards
- 8 Ace Sanders (11/17/13 vs. ARI), 61 yards
- 8 Zach Miller (1/3/10 at Cle.), 69 yards, 2 TD
- 7 Allen Hurns (11/2/14 at Cin.), 112 yards, 2 TD
- 7 Allen Robinson (9/21/14 vs. Ind.), 79 yards
- 7 Fred Taylor (12/13/98 vs. Ten.), 32 yards,
- 7 Maurice Jones-Drew (10/22/06 at Hou.), 58 yards,
- 7 Justin Blackmon (11/18/12 at Hou.), 236 yards
- 7 Justin Blackmon (12/23/12 vs. N.E.), 79 yards





# INDIVIDUAL RECORDS / REGULAR SEASON



## RECEIVING

### MOST RECEIVING YARDS -- Career

12,287	Jimmy Smith (1995-2005), 862 receptions, 67 TD
6,393	Keenan McCardell (1996-2001), 499 receptions, 30 TD
3,783	Mercedes Lewis (2006-14), 305 receptions, 26 TD
2,873	Maurice Jones-Drew (2006-13), 335 receptions, 11 TD
2,500	Kyle Brady (1999-2006), 241 receptions, 13 TD
2,361	Fred Taylor (1998-2008), 286 receptions, 8 TD
2,343	Cecil Shorts III (2011-14), 176 receptions, 12 TD
2,322	Reggie Williams (2004-08), 189 receptions, 18 TD
2,153	Matt Jones (2005-08), 166 receptions, 15 TD

### MOST RECEIVING YARDS -- Season

1,636	Jimmy Smith (1999), 116 receptions, 6 TD
1,373	Jimmy Smith (2001), 112 receptions, 8 TD
1,324	Jimmy Smith (1997), 82 receptions, 4 TD
1,244	Jimmy Smith (1996), 83 receptions, 7 TD
1,213	Jimmy Smith (2000), 91 receptions, 8 TD

### MOST RECEIVING YARDS -- Game

291	Jimmy Smith (9/10/00 at Bal.), 15 receptions, 3 TD
236	Justin Blackmon (11/18/12 at Hou.), 7 receptions, 1 TD
232	Keenan McCardell (10/20/96 at StL.), 16 receptions
220	Jimmy Smith (11/21/99 vs. N.O.), 9 receptions, 1 TD
190	Justin Blackmon (10/13/13 at DEN), 14 receptions
165	Jimmy Smith (1/2/00 vs. Cin.), 14 receptions
164	Jimmy Smith (9/22/97 vs. Pit.), 10 receptions, 1 TD

### MOST RECEIVING YARDS, ROOKIE -- Season

865	Justin Blackmon (2012), 64 receptions, 5 TD
677	Allen Hurns (2014), 51 receptions, 6 TD
548	Allen Robinson (2014), 48 receptions, 2 TD
527	Pete Mitchell (1995), 41 receptions, 2 TD
484	Ace Sanders (2013), 51 receptions, 1 TD
453	Mike Thomas (2009), 48 receptions, 1 TD
436	Maurice Jones-Drew (2006), 46 rec., 2 TD
432	Matt Jones (2005), 36 receptions, 5 TD

### MOST RECEIVING YARDS, ROOKIE -- Game

236	Justin Blackmon (11/18/12 at Hou.), 7 receptions, 1 TD
161	Pete Mitchell (11/19/95 at T.B.), 10 receptions, 1 TD
117	Matt Jones (11/13/05 vs. Bal.), 5 receptions, 1 TD
112	Allen Hurns (11/2/14 at Cin.), 7 receptions, 2 TD
110	Allen Hurns (9/7/14 at Phi.), 4 receptions, 2 TDs
93	Justin Blackmon (12/16/12 at Mia.), 6 receptions

### MOST RECEIVING TOUCHDOWNS -- Career

67	Jimmy Smith (1995-2005), 862 receptions
30	Keenan McCardell (1996-2001), 499 receptions
27	Mercedes Lewis (2006-14), 307 receptions
18	Reggie Williams (2004-08), 189 receptions
15	Matt Jones (2005-08), 181 receptions
15	Ernest Wilford (2004-07, 2009-10), 153 receptions

### MOST RECEIVING TOUCHDOWNS -- Season

10	Reggie Williams (2007), 38 rec., 10
10	Mercedes Lewis (2010), 58 rec., 8
8	Jimmy Smith (1998), 78 rec., 8
8	Jimmy Smith (2000), 91 rec., 8
8	Jimmy Smith (2001), 112 rec.

### MOST RECEIVING TOUCHDOWNS -- Game

3	Jimmy Smith (9/10/00 at Bal.), 15 rec.
2	27 times, last Allen Hurns, (11/2/14 at Cin.), 7 rec.

### MOST RECEIVING TOUCHDOWNS BY A ROOKIE -- Season

6	Allen Hurns (2014), 51 receptions
5	Matt Jones (2005), 36 receptions
5	Justin Blackmon (2012), 64 receptions
3	Fred Taylor (1998), 44 receptions

### MOST CONSECUTIVE GAMES WITH A RECEPTION

80	Jimmy Smith (10/29/95 - 10/22/00)
76	Jimmy Smith (9/9/01 - 1/1/06)
65	Maurice Jones-Drew (12/10/06 - 12/19/10)
49	Keenan McCardell (12/28/98 - 1/6/02)
40	Keenan McCardell (9/1/96 - 11/1/98)

### MOST CONSECUTIVE GAMES WITH A RECEIVING TOUCHDOWN

4	Reggie Williams (12/9/07 - 12/30/07)
4	Cecil Shorts III (11/8/12 - 12/2/12)
4	Mercedes Lewis (12/1/13-12/22/13)
3	9 times, last Cecil Shorts III (11/8/12 - 11/25/12)

### HIGHEST AVERAGE PER RECEPTION Career (minimum 40 receptions)

14.3	Jimmy Smith (1995-2005), 862 receptions, 12,287 yards
13.9	Ernest Wilford (2004-07, 2009-10), 153 receptions, 2,120 yards
13.8	Justin Blackmon (2012-13), 93 receptions, 1,280 yards
13.5	Mike Sims-Walker (2008-11), 123 receptions, 1,659 yards
13.3	Cecil Shorts III (2011-14), 176 receptions, 2,343 yards
13.3	Allen Hurns (2014), 51 receptions, 677 yards

### HIGHEST AVERAGE PER RECEPTION Season (minimum 20 receptions)

17.8	Cecil Shorts III (2012), 55 receptions, 979 yards
16.6	Ernest Wilford (2005), 41 receptions, 681 yards
16.6	Reggie Williams (2007), 38 receptions, 629 yards
16.2	Mercedes Lewis (2009), 32 receptions, 518 yards
16.1	Jimmy Smith (1997), 82 receptions, 1,324 yards

### HIGHEST AVERAGE PER RECEPTION Game (minimum 4 receptions)

33.7	Justin Blackmon (11/18/12 at Hou.), 7 receptions, 236 yards
29.5	Ernest Wilford (12/24/05 at Hou.), 4 receptions, 118 yards
28.8	Andre Rison (9/22/96 at N.E.), 4 receptions, 115 yards
28.0	Jimmy Smith (11/9/97 vs. K.C.), 4 receptions, 112 yards
27.2	Justin Blackmon (10/06/13 at StL), 5 receptions, 136 yards
27.0	Jimmy Smith (10/13/96 vs. N.Y. Jets), 5 receptions, 135 yards
26.3	Cecil Shorts III (11/25/12 vs. Ten.), 4 receptions, 105 yards

### HIGHEST AVERAGE PER RECEPTION, ROOKIE -- Season (minimum 20 receptions)

13.5	Justin Blackmon (2012), 64 receptions, 865 yards
13.3	Allen Hurns (2014), 51 receptions, 677 yards
12.9	Pete Mitchell (1995), 41 receptions, 527 yards
12.0	Matt Jones (2005), 36 receptions, 432 yards
11.4	Allen Robinson (2014), 48 receptions, 548 yards

### HIGHEST AVERAGE PER RECEPTION, ROOKIE -- Game (minimum 4 receptions)

33.7	Justin Blackmon (11/18/12 at Hou.), 7 receptions, 236 yards
27.5	Allen Hurns (9/7/14 at Phi.), 4 receptions, 110 yards
23.4	Matt Jones (11/13/05 vs. Bal.), 5 receptions, 117 yards
16.8	Justin Blackmon (10/28/12 at G.B.), 4 receptions, 67 yards
16.4	Allen Robinson (10/26/14 vs. Mia.), 5 receptions, 82 yards
16.1	Pete Mitchell (11/19/95 at T.B.), 10 receptions, 161 yards
16.0	Allen Hurns (11/2/14 at Cin.), 7 receptions, 112 yards
15.5	Reggie Williams (12/12/04 vs. Chi.), 4 receptions, 62 yards
15.5	Mike Thomas (11/29/09 at S.F.), 4 receptions, 62 yards
15.3	Ace Sanders (11/24/13 at HOU), 4 receptions, 61 yards

### MOST 200-YARD RECEIVING GAMES -- Career

2	Jimmy Smith (1995-2005)
---	-------------------------

### MOST 200-YARD RECEIVING GAMES -- Season

1	Keenan McCardell (1996), 1
1	Jimmy Smith (1999), 1
1	Jimmy Smith (2000), 1
1	Justin Blackmon (2012)

### MOST 100-YARD RECEIVING GAMES -- Career

46	Jimmy Smith (1995-2005)
19	Keenan McCardell (1996-2001)
7	Cecil Shorts III (2011-14)
6	Matt Jones (2005-08)

### MOST 100-YARD RECEIVING GAMES -- Season

9	Jimmy Smith (1999), 6
6	Jimmy Smith (1997), 6
6	Jimmy Smith (2001), 5
5	Jimmy Smith (1998), 5
5	Jimmy Smith (2000), 5
5	Keenan McCardell (2000)

### MOST 100-YARD RECEIVING GAMES, ROOKIE -- Season

2	Allen Hurns (2014), 1
1	Pete Mitchell (1995), 1
1	Matt Jones (2005), 1
1	Justin Blackmon (2012)

### MOST CONSECUTIVE 100-YARD RECEIVING GAMES

3	Jimmy Smith (8/31/97 - 9/22/97), 3
3	Jimmy Smith (11/9/97 - 11/23/97), 3
3	Jimmy Smith (11/29/98 - 12/13/98), 3
3	Jimmy Smith (9/12/99 - 9/26/99), 3
3	Jimmy Smith (11/21/99 - 12/2/99), 3
3	Jimmy Smith (12/19/99 - 1/2/00)

### LONGEST RECEPTIONS

84t	Troy Edwards from Byron Leftwich (9/28/03 at Houston)
81t	Justin Blackmon from Chad Henne (11/18/12 at Houston)
80t	Reggie Williams from Quinn Gray (11/4/07 at New Orleans)
80t	Cecil Shorts III from Blaine Gabbert (9/23/12 at Indianapolis)
79t	Patrick Johnson from Mark Brunell (9/15/02 at Kansas City)
78t	Fred Taylor from Mark Brunell (11/1/98 at Baltimore)

### LONGEST TOUCHDOWN RECEPTIONS

84	Troy Edwards from Byron Leftwich (9/28/03 at Houston)
81	Justin Blackmon from Chad Henne (11/18/12 at Houston)
80	Reggie Williams from Quinn Gray (11/4/07 at New Orleans), 80
80	Cecil Shorts III from Blaine Gabbert (9/23/12 at Indianapolis), 79
79	Patrick Johnson from Mark Brunell (9/15/02 at Kansas City), 78
78	Fred Taylor from Mark Brunell (11/1/98 at Baltimore), 74
74	Jason Hill from Blaine Gabbert (10/9/11 vs. Cincinnati), 72
72	Jimmy Smith from Mark Brunell (9/20/98 vs. Baltimore)

## YARDS FROM SCRIMMAGE

(rushing and receiving)

### YARDS FROM SCRIMMAGE -- Career

13,632	Fred Taylor (1998-2008), 11,271 rushing, 2,361 receiving
12,286	Jimmy Smith (1995-2005), -1 rushing, 12,287 receiving
10,944	Maurice Jones-Drew (2006-13), 8,071 rushing, 2,873 receiving
6,393	Keenan McCardell (1996-2001), 0 rushing, 6,393 receiving
3,804	James Stewart (1995-99), 2,951 rushing, 853 receiving
3,783	Mercedes Lewis (2006-14), 0 rushing, 3,783 receiving

### YARDS FROM SCRIMMAGE -- Season

1,980	Maurice Jones-Drew (2011), 1,606 rushing, 374 receiving
1,942	Fred Taylor (2003), 1,572 rushing, 370 receiving
1,765	Maurice Jones-Drew (2009), 1,391 rushing, 374 receiving
1,722	Fred Taylor (2002), 1,314 rushing, 408 receiving
1,644	Fred Taylor (1998), 1,223 rushing, 421 receiving
1,641	Maurice Jones-Drew (2010), 1,324 rushing, 317 receiving

### YARDS FROM SCRIMMAGE -- Game

291	Jimmy Smith (9/10/00 at Baltimore), 0 rushing, 291 receiving
248	Fred Taylor (11/19/00 at Pittsburgh), 234 rushing, 14 receiving
237	Fred Taylor (9/29/02 at N.Y. Jets), 142 rushing, 95 receiving
236	Justin Blackmon (11/18/12 at Hou.), 0 rushing, 236 receiving
232	Keenan McCardell (10/20/96 at StL.), 234 rushing, 232 receiving
225	Fred Taylor (12/21/03 vs. N.O.), 194 rushing, 31 receiving
220	Jimmy Smith (11/21/99 vs. N.O.), 0 rushing, 220 receiving
220	Maurice Jones-Drew (11/21/10 vs. Cle.), 133 rushing, 87 receiving

### YARDS FROM SCRIMMAGE By Rookie -- Season

1,644	Fred Taylor (1998), 1,223 rushing, 421 receiving
1,377	Maurice Jones-Drew (2006), 941 rushing, 436 receiving
888	Justin Blackmon (2012), 23 rushing, 865 receiving
715	James Stewart (1995), 525 rushing, 190 receiving
677	Allen Hurns (2014), 677 receiving



# INDIVIDUAL RECORDS / REGULAR SEASON



## ALL-PURPOSE YARDS

(rushing, receiving and returns)

**ALL PURPOSE YARDS -- Career**  
 13,632 Fred Taylor (1998-2008),  
 11,271 rush, 2,361 receiving, 0 ret.  
 13,131 Maurice Jones-Drew (2006-13),  
 8,071 rush, 2,873 receiving, 2,187 ret.  
 12,875 Jimmy Smith (1995-2005),  
 -1 rush, 12,287 receiving, 589 ret.  
 6,495 Keenan McCardell (1996-2001),  
 0 rush, 6,393 receiving, 102 ret.  
 3,804 James Stewart (1995-99),  
 2,951 rush, 853 receiving, 0 ret.

**ALL PURPOSE YARDS -- Season**  
 2,250 Maurice Jones-Drew (2006),  
 941 rushing, 436 receiving, 873 ret.  
 2,014 Maurice Jones-Drew (2007),  
 768 rushing, 407 receiving, 839 ret.  
 1,980 Maurice Jones-Drew (2011),  
 1,606 rush, 374 receiving, 0 ret.  
 1,942 Fred Taylor (2003),  
 1,572 rushing, 370 receiving, 0 ret.  
 1,886 Maurice Jones-Drew (2009),  
 1,391 rush, 374 receiving, 121 ret.  
 1,739 Maurice Jones-Drew (2008),  
 824 rush, 565 receiving, 350 ret.

**ALL PURPOSE YARDS -- Game**  
 303 Maurice Jones-Drew (12/10/06 vs. Ind.),  
 166 rush, 15 receiving, 122 ret.  
 291 Jimmy Smith (9/10/00 at Bal.),  
 0 rush, 291 receiving, 0 ret.  
 260 Maurice Jones-Drew (10/14/07 vs. Hou.),  
 125 rush, 59 receiving, 76 ret.  
 248 Fred Taylor (11/19/00 at PIT),  
 234 rush, 14 receiving, 0 ret.  
 244 Maurice Jones-Drew (9/24/06 at Ind.),  
 103 rush, 32 receiving, 109 ret.

**ALL PURPOSE YARDS -- By Rookie, Season**  
 2,250 Maurice Jones-Drew (2006),  
 941 rush, 436 receiving, 873 ret.  
 1,644 Fred Taylor (1998),  
 1,223 rush, 421 receiving, 0 ret.  
 1,418 Deji Karim (2010),  
 160 rush, 10 receiving, 1,248 ret.  
 1,301 Mike Thomas (2009),  
 86 rush, 453 receiving, 762 ret.  
 993 Derrick Wimbush (2005)  
 12 rush, 26 receiving, 955 ret.  
 986 Alvin Pearman (2005)  
 149 rush, 240 receiving, 597 ret.

## PUNTING

**MOST PUNTS -- Career**  
 456 Bryan Barker (1995-2000), 43.5 avg.  
 424 Chris Hanson (2001-06), 42.9 avg.  
 280 Bryan Anger (2012-14), 47.0 avg.  
 229 Adam Podlesh (2007-10), 42.6 avg.

**MOST PUNTS -- Season**  
 95 Bryan Anger (2013), 45.7 average  
 94 Bryan Anger (2014), 47.5 average  
 91 Bryan Anger (2012), 47.8 average  
 85 Bryan Barker (1998), 45.0 average  
 84 Chris Hanson (2004), 42.8 average  
 82 Bryan Barker (1995), 43.8 average,  
 82 Chris Hanson (2001), 43.6 average,

**MOST PUNTS -- Game**  
 11 Bryan Anger (09/08/13 vs. KC),  
 556 yards  
 10 Adam Podlesh (11/16/08 vs. Ten.),  
 409 yards  
 9 Bryan Barker (10/29/95 at Pit.),  
 369 yards,  
 9 Bryan Barker (11/14/99 vs. Bal.),  
 383 yards,  
 9 Bryan Barker (9/25/00 at Ind.),  
 389 yards,  
 9 Chris Hanson (9/19/04 vs. Den.),  
 397 yards,  
 9 Chris Hanson (10/16/05 at Pit.),  
 422 yards,  
 9 Nick Harris (11/27/11 vs. Hou.),  
 380 yards,  
 9 Nick Harris (12/24/11 at Ten.),  
 406 yards,  
 9 Bryan Anger (9/16/12 vs. Hou.),  
 462 yards,  
 9 Bryan Anger (10/21/12 at Oak.),  
 379 yards

**HIGHEST GROSS PUNTING AVERAGE**  
**Career (minimum 50 punts)**  
 47.0 Bryan Anger (2012-14), 280 punts  
 43.5 Bryan Barker (1995-2000), 456 punts  
 42.9 Chris Hanson (2001-06), 424 punts  
 42.7 Nick Harris (2011), 72 punts  
 42.6 Adam Podlesh (2007-10), 229 punts

**HIGHEST GROSS PUNTING AVERAGE**  
**Season (minimum 40 punts)**  
 \*\*47.8 Bryan Anger (2012), 91 punts  
 \*\*NFL Rookie Record  
 47.5 Bryan Anger (2014), 94 punts  
 45.7 Bryan Anger (2013), 95 punts  
 45.0 Bryan Barker (1998), 85 punts  
 44.9 Bryan Barker (1997), 66 punts  
 44.2 Chris Hanson (2002), 81 punts,  
 43.8 Bryan Barker (1995), 82 punts,

**HIGHEST GROSS PUNTING AVERAGE**  
**Game (minimum 4 punts)**  
 56.3 Bryan Anger (12/23/12 vs. N.E.),  
 4 punts  
 53.8 Bryan Barker (10/19/97 at Dal.),  
 5 punts  
 53.5 Bryan Anger (9/9/12 at Min.),  
 4 punts,  
 53.5 Bryan Anger (9/23/12 at Ind.),  
 6 punts  
 53.4 Bryan Anger (12/14/14 at Bal.),  
 5 punts  
 53.2 Chris Hanson (9/29/02 vs. N.Y. Jets),  
 5 punts  
 52.4 Bryan Anger (11/30/14 vs. N.Y. Giants),  
 7 punts

**HIGHEST NET PUNTING AVERAGE**  
**Career (minimum 50 punts)**  
 40.3 Bryan Anger (2012-14), 280 punts  
 37.9 Nick Harris (2011), 72 punts  
 37.8 Adam Podlesh (2007-10), 229 punts  
 37.2 Bryan Barker (1995-2000), 456 punts  
 35.9 Chris Hanson (2001-06), 424 punts

**HIGHEST NET PUNTING AVERAGE**  
**Season (minimum 40 punts)**  
 \*\*40.8 Bryan Anger (2012), 91 punts  
 \*\*NFL Rookie Record  
 40.5 Bryan Anger (2013), 95 punts  
 39.6 Bryan Anger (2014), 94 punts  
 39.2 Adam Podlesh (2010), 57 punts  
 38.8 Bryan Barker (1997), 66 punts  
 \*38.6 Bryan Barker (1995), 82 punts  
 \*NFL Leader  
 38.5 Bryan Barker (1998), 85 punts

**HIGHEST NET PUNTING AVERAGE**  
**Game (minimum 4 punts)**  
 50.5 Bryan Anger (11/4/12 vs. Det.),  
 4 punts  
 49.8 Adam Podlesh (12/23/07 vs. Oak.),  
 4 punts  
 48.2 Chris Hanson (11/10/02 vs. Was.),  
 5 punts  
 47.4 Bryan Anger (12/16/12 at Mia.),  
 5 punts

**LONGEST PUNTS**  
 83 Bryan Barker (10/11/99 at N.Y. Jets),  
 net 72  
 76 Adam Podlesh (10/28/07 at T.B.),  
 net 76  
 74 Chris Hanson (11/20/05 at Ten.),  
 net 74  
 73 Bryan Anger (11/4/12 vs. Det.),  
 net 73  
 69 Bryan Anger (12/14/14 at Bal.),  
 net 47  
 69 Chris Hanson (9/12/04 at Buf.),  
 touchback  
 66 Bryan Anger (11/39/14 vs. NYG),  
 net 43  
 66 Bryan Anger (9/23/12 at Ind.),  
 touchback  
 65 Bryan Barker (10/18/98 at Buf.),  
 touchback,  
 65 Bryan Barker (10/1/00 vs. Pit.),  
 net 52,  
 65 Matt Turk (9/11/11 vs. Ten.),  
 touchback,  
 65 Bryan Anger (10/7/12 vs. Chi.),  
 net 61,  
 65 Bryan Anger (11/25/12 vs. Ten.),  
 net 53,  
 65 Bryan Anger (12/23/12 vs. N.E.),  
 net 49

**MOST PUNTS INSIDE THE 20 -- Career**  
**(minimum 50 punts)**  
 151 Bryan Barker (1995-2000)  
 136 Chris Hanson (2001-06)  
 87 Bryan Anger (2011-14)  
 75 Adam Podlesh (2007-10)

**MOST PUNTS INSIDE THE 20 -- Season**  
 33 Chris Hanson (2005)  
 32 Bryan Barker (1999)  
 31 Bryan Anger (2012)  
 31 Bryan Anger (2013)  
 29 Bryan Barker (2000)  
 28 Chris Hanson (2004)  
 28 Bryan Barker (1998)

**MOST PUNTS INSIDE THE 20 -- Game**  
 8 Bryan Barker (11/14/99 vs. Bal.)  
 6 Bryan Anger (11/17/13 vs. Ari.)  
 6 Bryan Barker (10/3/99 vs. Pit.)  
 5 Bryan Barker (11/9/97 vs. K.C.)

**FEWEST TOUCHBACKS -- Career**  
**(minimum 50 punts)**  
 5 Nick Harris (2011), 72 punts,  
 19 Adam Podlesh (2007-10), 229 punts  
 22 Bryan Anger (2012-14), 280 punts  
 43 Bryan Barker (1995-2000), 456 punts  
 50 Chris Hanson (2001-06), 424 punts

**FEWEST TOUCHBACKS -- Season**  
 2 Adam Podlesh (2007), 54 punts  
 3 Steve Weatherford (2008), 21 punts  
 5 6 times, last Bryan Anger (2012),  
 91 punts

**MOST CONSECUTIVE PUNTS WITHOUT A BLOCK**  
 456 Bryan Barker (1995-2000)  
 229 Adam Podlesh (2007-10)  
 168 Chris Hanson (2001-03)

## PUNT RETURNS

**MOST PUNT RETURNS -- Career**  
 146 Reggie Barlow (1996-2000),  
 1,581 yards  
 81 Alvin Pearman (2005-06, 2008),  
 693 yards  
 75 Mike Thomas (2009-12),  
 620 yards  
 57 Ace Sanders (2013-14),  
 367 yards  
 42 David Allen (2003-04),  
 468 yards

**MOST PUNT RETURNS -- Season**  
 49 Alvin Pearman (2005), 410 yards  
 43 Reggie Barlow (1998), 555 yards  
 38 Reggie Barlow (1999), 414 yards,  
 38 Damon Gibson (2001), 333 yards  
 36 Reggie Barlow (1997), 412 yards

**MOST PUNT RETURNS -- Game**  
 7 Alvin Pearman (11/13/05 vs. Bal.),  
 59 yards,  
 7 Alvin Pearman (12/18/05 vs. S.F.),  
 45 yards  
 6 Ace Sanders (11/17/13 vs. Ari.),  
 48 yards  
 6 Reggie Barlow (9/20/98 vs. Bal.),  
 81 yards,  
 6 Reggie Barlow (11/14/99 vs. Bal.),  
 73 yards,  
 6 Reggie Barlow (12/3/00 vs. Cle.),  
 64 yards,  
 6 R. Jay Soward (10/8/00 vs. Bal.),  
 38 yards,  
 6 David Allen (12/7/03 vs. Hou.),  
 55 yards

**MOST PUNT RETURN YARDS -- Career**  
 1,581 Reggie Barlow (1996-2000),  
 146 returns  
 693 Alvin Pearman (2005-06, 2008),  
 81 returns  
 620 Mike Thomas (2009-12),  
 75 returns  
 468 David Allen (2003-04),  
 42 returns  
 367 Ace Sanders (2013-14),  
 57 returns

**MOST PUNT RETURN YARDS -- Season**  
 555 Reggie Barlow (1998), 43 returns  
 414 Reggie Barlow (1999), 38 returns  
 412 Reggie Barlow (1997), 36 returns  
 410 Alvin Pearman (2005), 49 returns  
 358 Mike Thomas (2010), 34 returns

**MOST PUNT RETURN YARDS -- Game**  
 134 Reggie Barlow (9/13/98 vs. K.C.),  
 3 ret.  
 99 Mike Thomas (12/18/10 at Ind.),  
 4 ret.  
 82 Desmond Howard (9/24/95 vs. G.B.),  
 4 ret.  
 81 Reggie Barlow (9/20/98 vs. Bal.),  
 6 ret.  
 80 Reggie Barlow (11/21/99 vs. N.O.),  
 2 ret.

**MOST PUNT RETURN TOUCHDOWNS -- Career**  
 2 Reggie Barlow (1996-2000)  
 1 Bobby Shaw (2002),  
 1 Mike Thomas (2009-12)

**MOST PUNT RETURN TOUCHDOWNS -- Season**  
 1 Reggie Barlow (1998, 1999),  
 1 Bobby Shaw (2002),  
 1 Mike Thomas (2010)

**MOST PUNT RETURN TOUCHDOWNS -- Game**  
 1 Reggie Barlow (9/13/98 vs. K.C.),  
 85 yds,  
 1 Reggie Barlow (11/21/99 vs. N.O.),  
 74 yds,  
 1 Bobby Shaw (10/6/02 vs. Phi.),  
 69 yds,  
 1 Mike Thomas (12/18/10 at Ind.),





# INDIVIDUAL RECORDS / REGULAR SEASON



## PUNT RETURNS

### LONGEST PUNT RETURNS

- 85t Reggie Barlow (9/13/98 vs. K.C.)
- 78t Mike Thomas (12/18/10 at Ind.)
- 74t Reggie Barlow (11/21/99 vs. N.O.)
- 69t Bobby Shaw (10/6/02 vs. Phi.)
- 60 Chris Hudson (10/6/96 at N.O.)
- 56 Scott Starks (12/23/07 vs. Oak.)

### HIGHEST AVERAGE PER PUNT RETURN

#### Career (minimum 20 returns)

- 12.4 Bobby Shaw (2002), 25 for 310 yds
- 11.3 Brian Witherspoon (2008-09), 24 for 270 yards
- 11.1 David Allen (2003-04), 42 for 468 yd
- 10.9 Chris Hudson (1995-98), 32 for 348 yards
- 10.8 Reggie Barlow (1996-2000), 146 for 1,581 yards
- 10.3 Desmond Howard (1995), 24 for 246 yards

### HIGHEST AVERAGE PER PUNT RETURN

#### Season (minimum 15 returns)

- 12.9 Reggie Barlow (1998), 43 for 555 yd
- 12.4 Bobby Shaw (2002), 25 for 310 yards
- 12.0 David Allen (2003), 27 for 324 yards
- 11.4 Reggie Barlow (1997), 36 for 412 yd
- 11.3 Brian Witherspoon (2008), 17 for 192 yards

### HIGHEST AVERAGE PER PUNT RETURN

#### Game (minimum 3 returns)

- 44.7 Reggie Barlow (9/13/98 vs. K.C.), 3 for 134 yards, 1 TD
- 26.3 Reggie Barlow (11/23/97 at Cin.), 3 for 79 yards
- 25.3 Reggie Barlow (11/2/97 at Ten.), 3 for 76 yards

### MOST FAIR CATCHES -- Career

- 61 Reggie Barlow (1996-2000)
- 31 Alvin Pearman (2005-06, 2008)
- 24 Ace Sanders (2013-14)
- 22 Damon Gibson (2001-02)
- 20 Dennis Northcutt (2007-08)
- 17 Bobby Shaw (2002)
- 17 David Allen (2003-04)
- 17 Mike Thomas (2009-12)

### MOST FAIR CATCHES -- Season

- 22 Damon Gibson (2001)
- 17 Reggie Barlow (1999)
- 17 Bobby Shaw (2002)
- 16 Reggie Barlow (1997)
- 16 Alvin Pearman (2006)
- 16 Ace Sanders (2013)

### MOST FAIR CATCHES -- Game

- 4 Ace Sanders (11/24/13 at Hou.)
- 4 Will Blackmon (9/8/13 vs. KC)
- 4 Reggie Barlow (9/7/97 vs. N.Y. Giants)
- 4 Damon Gibson (12/9/01 at Cle.)
- 4 Alvin Pearman (11/12/06 vs. Hou.)
- 4 Dennis Northcutt (9/16/07 vs. Atl.)
- 4 Brian Witherspoon (11/16/08 vs. Ten.)

## KICKOFF RETURNS

### MOST KICKOFF RETURNS -- Career

- 79 Maurice Jones-Drew (2006-12), 2,054 yds
- 77 Deji Karim (2010-11), 1,900 yards
- 76 B. Witherspoon (2008-09), 1,818 yds
- 70 R. Barlow (1996-2000), 1,634 yds
- 64 J. Todman (2013-14), 1,684 yds

### MOST KICKOFF RETURNS -- Season

- 52 Brian Witherspoon (2008), 1,250 yds
- 50 Deji Karim (2010), 1,248 yards
- 41 David Allen (2003), 831 yards
- 39 Derrick Wimbush (2005), 955 yards
- 36 Jordan Todman (2014), 972 yards
- 33 Shyrone Stith (2000), 785 yards
- 32 Willie Jackson (1997), 653 yards

### MOST KICKOFF RETURNS -- Game

- 7 J. Lewis (10/10/04 at S.D.), 122 yards
- 7 C. Marsh (11/12/95 vs. Sea.), 169 yards
- 7 Deji Karim (10/18/10 vs. Ten.), 168 yards
- 6 10 times, last by Jordan Todman (11/2/14 at Cin.), 115 yards

### MOST KICKOFF RETURN YARDS -- Career

- 2,054 Maurice Jones-Drew (2006-12), 79 ret.
- 1,900 Deji Karim (2010-11), 77 ret.
- 1,818 B. Witherspoon (2008-09), 76 ret.
- 1,684 J. Todman (2013-14), 64 ret.
- 1,634 R. Barlow (1996-2000), 70 ret.

### MOST KICKOFF RETURN YARDS -- Season

- 1,250 Brian Witherspoon (2008), 52 ret.
- 1,248 Deji Karim (2010), 50 ret.
- 972 Jordan Todman (2014), 38 ret.
- 955 Derrick Wimbush (2005), 39 ret.
- 860 Maurice Jones-Drew (2006), 31 ret.
- 831 David Allen (2003), 41 ret.
- 811 Maurice Jones-Drew (2007), 31 ret.

### MOST KICKOFF RETURN YARDS -- Game

- 206 Reggie Barlow (10/25/98 at Den.), 6 ret.
- 174 Jordan Todman (9/28/14 at S.D.), 6 ret.
- 173 Jordan Todman (11/2/14 at Cin.), 6 ret.
- 169 Curtis Marsh (11/12/95 vs. Sea.), 7 ret.
- 168 Deji Karim (10/18/10 vs. Ten.), 7 ret.
- 157 Reggie Barlow (12/7/97 vs. N.E.), 5 ret.
- 149 Rashad Jennings (11/18/12 at Hou.), 6 ret.
- 147 Alvis Whitted (12/26/99 at Ten.), 4 ret.
- 147 David Allen (12/14/03 at N.E.), 6 ret.
- 146 Mike Thomas (11/1/09 at Ten.), 5 ret.

### MOST KICKOFF RETURN TOUCHDOWNS -- Career

- 2 Maurice Jones-Drew (2006-11)
- 1 Jimmy Smith (1995-2005)
- 1 Reggie Barlow (1996-2000)
- 1 Alvis Whitted (1998-2001)
- 1 Elvis Joseph (2001-02)
- 1 Derrick Wimbush (2005-06)

### MOST KICKOFF RETURN TOUCHDOWNS -- Season

- 1 by 6 players, last Maurice Jones-Drew (2006, 2007)

### MOST KICKOFF RETURN TOUCHDOWNS -- Game

- 1 Jimmy Smith (12/3/95 at Den.), 89 yards
- 1 Reggie Barlow (12/7/97 vs. N.E.), 92 yards
- 1 Alvis Whitted (12/26/99 at Ten.), 98 yards
- 1 Elvis Joseph (11/18/01 at Pit.), 95 yards
- 1 Derrick Wimbush (11/27/05 at Ari.), 91 yards
- 1 Maurice Jones-Drew (12/10/06 vs. Ind.), 93 yards
- 1 Maurice Jones-Drew (11/4/07 at N.O.), 100 yards

### LONGEST KICKOFF RETURNS

- 100t Maurice Jones-Drew (11/4/07 at N.O.)
- 98t Alvis Whitted (12/26/99 at Ten.)
- 95t Elvis Joseph (11/18/01 at Pit.)
- 93t Maurice Jones-Drew (12/10/06 vs. Ind.)
- 92t Reggie Barlow (12/7/97 vs. N.E.)

### HIGHEST AVERAGE PER KICKOFF RETURN

#### Career (minimum 20 returns)

- 26.3 Jordan Todman (2012-14), 64 for 1,684 yards
- 26.0 Maurice Jones-Drew (2006-12), 79 for 2,054 yards
- 24.8 Mike Thomas (2009-11), 26 for 644 yards
- 24.7 Deji Karim (2010-11), 77 for 1,900 yards
- 24.2 Derrick Wimbush (2005-06), 47 for 1,136 yards
- 23.9 Brian Witherspoon (2008-09), 76 for 1,818 yards
- 23.8 Shyrone Stith (2000), 33 for 785 yards

### HIGHEST AVERAGE PER KICKOFF RETURN

#### Season (minimum 20 returns)

- 27.7 Maurice Jones-Drew (2006), 31 for 860 yards
- 27.4 Jordan Todman (2013), 26 for 712 yards
- 26.2 Maurice Jones-Drew (2007), 31 for 811 yards
- 25.6 Jordan Todman (2014), 38 for 972 yards
- 25.0 Deji Karim (2010), 50 for 1,248 yards
- 24.9 Reggie Barlow (1998), 30 for 747 yards
- 24.8 Mike Thomas (2009), 26 for 644 yards
- 24.5 Derrick Wimbush (2005), 39 for 955 yards
- 24.1 Deji Karim (2011), 27 for 652 yards

### HIGHEST AVERAGE PER KICKOFF RETURN

#### Game (minimum 3 returns)

- 47.3 Maurice Jones-Drew (11/4/07 at N.O.), 3 for 142 yards
- 46.0 Derrick Wimbush (11/27/05 at Ari.), 3 for 138 yards
- 41.3 Brian Witherspoon (9/7/08 at Ten.), 3 for 124 yards
- 39.7 Randy Jordan (10/13/96 vs. N.Y. Jets), 3 for 119 yards
- 38.3 T. Underwood (9/12/10 vs. Den.), 3 for 115 yards
- 36.8 Alvis Whitted (12/26/99 at Ten.), 4 for 147 yards

## INTERCEPTIONS

### MOST INTERCEPTIONS -- Career

- 30 Rashean Mathis (2003-12)
- 15 Aaron Beasley (1996-2001)
- 14 Donovan Darius (1998-2006)
- 12 Derek Cox (2009-12)
- 8 Chris Hudson (1995-98), 8 Mike Peterson (2003-08)
- 7 Paul Posluszny (2011-2014)
- 7 Jason Craft (1999-2003)
- 7 Deon Grant (2004-2006)
- 7 Marlon McCree (2001-2003)
- 7 Reggie Nelson (2007-2009)

### MOST INTERCEPTIONS -- Season

- 8 Rashean Mathis (2006)
- 6 Aaron Beasley (1999), 6 Marlon McCree (2002)
- 5 Deon Figures (1997), 5 Donovan Darius (1999), 5 Rashean Mathis (2004, 2005), 5 Reggie Nelson (2007)

### MOST INTERCEPTIONS -- Game

- 2 Deon Figures (8/31/97 at Bal.), 2 Aaron Beasley (9/12/99 vs. S.F.), 2 Rayna Stewart (9/10/00 at Bal.), 2 Marlon McCree (9/15/02 at K.C.), 2 Donovan Darius (1/2/05 at Oak.), 2 Rashean Mathis (12/19/04 at G.B., 10/30/05 at St. Louis; 9/18/06 vs. Pit.; 11/5/06 vs. Ten.), 2 Terry Cousin (11/13/05 vs. Bal.), 2 Derek Cox (10/31/10 at Dal.)

### MOST CONSECUTIVE GAMES WITH AN INTERCEPTION

- 3 Brian Williams (10/14/07 - 11/11/07)
- 2 James Williams (11/26/95 - 12/3/95), 2 Chris Hudson (11/2/97 - 11/9/97), 2 Chris Hudson (9/20/98 - 9/27/98), 2 Donovan Darius (10/31/99 - 1/7/99), (11/21/04 - 11/28/04), 2 Marlon McCree (11/10/02 - 1/17/02), (12/1/02 - 12/8/02), 2 Mike Peterson (11/23/03 - 11/30/03), 2 Rashean Mathis (10/16/05 - 0/30/05), (9/10/06 - 9/18/06), (12/31/06 - 9/9/07), 2 G. Sensabaugh (12/3/06 - 12/10/06), 2 Morgan Trent (12/24/11 - 1/1/12), 2 Derek Cox (10/7/12 - 10/21/12)

### MOST INTERCEPTIONS, ROOKIE

- 5 Reggie Nelson (2007)
- 4 Derek Cox (2009)
- 2 Dwayne Gratz (2013)
- 2 Kevin Hardy (1996)
- 2 Fernando Bryant (1999)
- 2 Rashean Mathis (2003)

### MOST INTERCEPTION RETURN YARDS -- Career

- 512 Rashean Mathis (2003-12), 30 int.
- 279 Aaron Beasley (1996-2001), 15 int.
- 189 Donovan Darius (1998-2006), 15 int.
- 139 Marlon McCree (2001-02), 7 int.
- 91 Paul Posluszny (2011-13), 7 int.
- 89 Mike Peterson (2003-08), 8 int.

### MOST INTERCEPTION RETURN YARDS -- Season

- 200 Aaron Beasley (1999), 6 int.
- 151 Rashean Mathis (2008), 4 int.
- 146 Rashean Mathis (2006), 8 int.
- 129 Marlon McCree (2002), 6 int.
- 80 Donovan Darius (2004), 5 int.
- 79 Rashean Mathis (2005), 5 int.
- 76 Reggie Nelson (2007), 5 int.
- 69 Paul Posluszny (2013), 2 int.



# INDIVIDUAL RECORDS / REGULAR SEASON



## INTERCEPTIONS

**MOST INTERCEPTION RETURN YARDS -- Game**  
 93 A. Beasley (9/12/99 vs. S.F.), 2 int.  
 72 R. Mathis (10/5/08 vs. Pit.), 1 int.  
 61 R. Mathis (9/21/08 at Ind.), 1 int.  
 59 P. Posluszny (10/13/13 at Den.), 1 int.  
 55 R. Mathis (11/5/06 vs. Ten.), 1 int.,  
 55 S. Starks (11/5/06 vs. Ten.), 1 int.  
 55 D. Gratz (12/28/14 at Hou.), 1 int.

**LONGEST INTERCEPTION RETURNS**  
 93t Aaron Beasley (9/12/99 vs. S.F.)  
 72t Rashean Mathis (10/5/08 vs. Pit.)  
 61t Rashean Mathis (9/21/08 at Ind.)  
 59t Paul Posluszny (10/13/13 at Den.)  
 55 Rashean Mathis (11/5/06 vs. Ten.)  
 55t Scott Starks (11/5/06 vs. Ten.)  
 55t Dwayne Gratz (12/28/14 at Hou.)

**MOST INTs RETURNED FOR A TD -- Career**  
 3 Rashean Mathis (2003-12)  
 2 Aaron Beasley (1996-2001)  
 1 Mickey Washington (1995-96),  
 1 Tony Brackens (1996-2003),  
 1 Mike Peterson (2003-08),  
 1 Scott Starks (2005-09),  
 1 Aaron Glenn (2007),  
 1 Clint Ingram (2006-09),  
 1 Paul Posluszny (2011-14),  
 1 Dwayne Gratz (2013-14)

**MOST INTs RETURNED FOR A TD -- Season**  
 2 Aaron Beasley (1999)  
 2 Rashean Mathis (2008)  
 1 by 9 players, last Gratz (2014)

**MOST INTs RETURNED FOR A TD -- Game**  
 1 M. Washington (10/22/95 at Cle.),  
 48 yards,  
 1 Aaron Beasley (9/12/99 vs. S.F.),  
 93 yards,  
 1 Aaron Beasley (9/26/99 vs. Ten.),  
 35 yards,  
 1 Tony Brackens (11/28/99 at Bal.),  
 16 yards,  
 1 Rashean Mathis (10/16/05 at Pit.),  
 41 yards,  
 1 Mike Peterson (11/13/05 vs. Bal.),  
 26 yards,  
 1 Scott Starks (11/5/06 vs. Ten.),  
 55 yards,  
 1 Aaron Glenn (10/28/07 at T.B.),  
 28 yards,  
 1 Clint Ingram (12/9/07 vs. Car.),  
 39 yards,  
 1 Rashean Mathis (9/21/08 at Ind.),  
 61 yards,  
 1 Rashean Mathis (10/5/08 vs. Pit.),  
 72 yards,  
 1 Paul Posluszny (10/13/13 at Den.),  
 59 yards,  
 1 Dwayne Gratz (12/28/14 at Hou.),  
 55 yards

## SACKS / TACKLES

**MOST SACKS -- Career**  
 55.0 Tony Brackens (1996-2003)  
 34.0 Joel Smeenge (1995-2000)  
 29.0 John Henderson (2002-09)  
 28.5 Kevin Hardy (1996-2001)  
 28.5 Paul Spicer (2001-08)  
 22.5 Gary Walker (1999-2001)  
 22.0 Marcus Stroud (2001-07)

**MOST SACKS -- Season**  
 12.0 Tony Brackens (1999)  
 11.0 Tony Brackens (2001)  
 10.5 Kevin Hardy (1999)  
 10.0 Gary Walker (1999)  
 10.0 Bobby McCray (2006)

**MOST SACKS -- Game**  
 3.0 Chris Clemons (11/23/14 at Ind.)  
 3.0 Kelvin Pritchett (10/5/97 vs. Cin.)  
 3.0 John Henderson (10/6/02 vs. Phi.)  
 3.0 Paul Spicer (9/25/05 at N.Y. Jets)

**MOST CONSECUTIVE GAMES WITH A SACK**  
 8 Tony Brackens (11/11/01 - 12/30/01)  
 4 Tony Brackens (9/22/97 - 10/12/97),  
 4 Kevin Hardy (10/11/99 - 11/7/99),  
 4 Tony Brackens (11/28/99 - 2/19/99),  
 4 Gary Walker (10/18/01 - 11/11/01)

**MOST SACKS BY A ROOKIE**  
 7.0 Tony Brackens (1996)  
 6.5 John Henderson (2002)  
 5.5 Kevin Hardy (1996)

**MOST TACKLES -- Career**  
 1,089 Daryl Smith (2004-12)  
 858 Donovan Darius (1998-2006)  
 837 Mike Peterson (2003-08)  
 789 Kevin Hardy (1996-2001)  
 653 Paul Posluszny (2011-14)  
 563 John Henderson (2002-09)  
 554 Rashean Mathis (2003-12)  
 489 Akin Ayodele (2002-05)  
 487 Bryan Schwartz (1995-99)

**MOST TACKLES -- Season**  
 231 Paul Posluszny (2012)  
 230 Hardy Nickerson (2001)  
 201 Russell Allen (2012)  
 192 Paul Posluszny (2011)  
 190 Mike Peterson (2005)  
 188 Wali Rainer (2002)  
 186 Kevin Hardy (1998)  
 178 Mike Peterson (2004)

**MOST TACKLES -- Game**  
 23 Hardy Nickerson (11/25/01 vs. Bal.)  
 22 T.J. Slaughter (11/25/01 vs. Bal.)  
 22 Wali Rainer (10/13/02 at Ten.)  
 22 Russell Allen (9/16/12 vs. Hou.)  
 21 Bryan Schwartz (12/17/95 at Det.)  
 21 Paul Posluszny (12/19/12 at Mia.)  
 20 Kevin Hardy (11/1/98 at Bal.)  
 20 Daryl Smith (12/18/10 at Ind.)  
 20 Russell Allen (11/18/12 at Hou.)

**MOST TACKLES, ROOKIE -- Season**  
 161 Bryan Schwartz (1995)  
 130 Kevin Hardy (1996)  
 117 Clint Ingram (2006)  
 108 T.J. Slaughter (2000)  
 108 Akin Ayodele (2002)

**MOST TACKLES, ROOKIE -- Game**  
 21 Bryan Schwartz (12/17/95 at Det.)  
 19 Bryan Schwartz (12/24/95 vs. Cle.)  
 17 Bryan Schwartz (12/10/95 vs. Ind.)

**MOST CONSEC. GAMES LEADING TEAM IN TACKLES**  
 9 Mike Peterson (9/12/04 - 11/14/04)  
 8 Hardy Nickerson (11/8/01 - 1/6/02)  
 7 Paul Posluszny (11/24/13 - 9/7/14)  
 6 Bryan Schwartz (11/26/95 - 9/1/96)  
 5 Kevin Hardy (10/3/99 - 11/7/99),  
 5 T.J. Slaughter (10/8/00 - 11/12/00)

## FUMBLES

**MOST FUMBLES -- Career**  
 51 Mark Brunell (1995-2003)  
 44 David Garrard (2002-10)  
 25 Byron Leftwich (2003-06),  
 25 Fred Taylor (1998-2008)  
 22 Maurice Jones-Drew (2006-13)  
 21 Blaine Gabbert (2011-13)

**MOST FUMBLES -- Season**  
 14 David Garrard (2009)  
 14 Blaine Gabbert (2011)  
 13 Mark Brunell (1996)  
 11 Byron Leftwich (2003)  
 11 David Garrard (2010)

**MOST FUMBLES -- Game**  
 3 Mark Brunell (11/17/96 at Pit.),  
 3 Mark Brunell (12/13/99 vs. DEN),  
 3 Mark Brunell (10/8/00 vs. BAL),  
 3 Jonathan Quinn (11/18/01 at Pit.),  
 3 Byron Leftwich (11/2/03 at Bal.),  
 3 Byron Leftwich (9/18/05 at Ind.),  
 3 Kyle Brady (12/11/05 vs. Ind.),  
 3 David Garrard (9/20/09 vs. ARI),  
 3 Blaine Gabbert (9/25/11 at CAR)

**MOST FUMBLES LOST -- Career**  
 21 David Garrard (2002-10)  
 18 Mark Brunell (1995-2003)  
 12 Fred Taylor (1998-2008)  
 10 Byron Leftwich (2003-06)  
 10 Maurice Jones-Drew (2006-13)  
 8 Blaine Gabbert (2011-13)

**MOST FUMBLES LOST -- Season**  
 8 David Garrard (2009)  
 6 Byron Leftwich (2003)  
 5 Blaine Gabbert (2011)  
 4 David Garrard (2010)  
 3 9 players, last Blaine Gabbert (2012)

**MOST FUMBLES LOST -- Game**  
 3 Jonathan Quinn (11/18/01 at Pit.)  
 2 7 times, last B. Gabbert (10/9/11 vs. Cin.)

**MOST FORCED FUMBLES -- Career**  
 28 Tony Brackens (1996-2003)  
 9 Joel Smeenge (1995-2000),  
 9 Daryl Smith (2004-12)  
 8 Kevin Hardy (1996-2001),  
 8 Aaron Beasley (1996-2001),  
 7 Donovan Darius (1998-2006),  
 7 Marcus Stroud (2001-07),  
 7 Akin Ayodele (2002-05)

**MOST FORCED FUMBLES -- Season**  
 8 Tony Brackens (1999)  
 6 Tony Brackens (1997)  
 5 Tony Brackens (1996, 2001)

**MOST FORCED FUMBLES -- Game**  
 3 Tony Brackens (10/3/99 vs. Pit.)  
 2 9 times, last J. Mincey (9/30/12 vs. Chi.)

**MOST OPPONENT FUMBLE RECOVERIES -- Career**  
 13 Tony Brackens (1996-2003)  
 6 Bryan Schwartz (1995-99),  
 6 Travis Davis (1995-98),  
 6 Kevin Hardy (1996-2001),  
 6 Fernando Bryant (1999-2003),  
 6 Donovan Darius (1998-2006)

**MOST OPPONENT FUMBLE RECOVERIES -- Season**  
 4 Bryan Schwartz (1998),  
 4 Donovan Darius (2004)

**MOST OPPONENT FUMBLE RECOVERIES -- Game**  
 2 Telvin Smith (11/23/14 at Ind.),  
 2 Darren Carrington (10/1/95 at Hou.),  
 2 Tony Brackens (9/29/96 vs. Car.)

**LONGEST FUMBLE RECOVERY RETURNS**  
 90t Aaron Beasley (11/8/98 vs. Cin.)  
 83t Donovan Darius (11/1/98 at Bal.)  
 77t Daryl Smith (10/14/07 vs. Hou.)  
 60t Ainsley Battles (12/3/01 vs. G.B.)  
 40t Aaron Beasley (9/30/01 vs. Cle.)

## TAKEAWAYS / BLOCKS

(interceptions and fumble recoveries)

**MOST TAKEAWAYS -- Career**  
 35 Rashean Mathis (2003-12),  
 30 interceptions, 5 fumbles  
 20 Donovan Darius (1998-2006),  
 14 interceptions, 6 fumbles  
 18 Aaron Beasley (1996-2001),  
 15 interceptions, 3 fumbles  
 18 Tony Brackens (1996-2003),  
 5 interceptions, 13 fumbles

**MOST TAKEAWAYS -- Season**  
 9 Donovan Darius (2004),  
 5 interceptions, 4 fumbles  
 8 Rashean Mathis (2006),  
 8 interceptions  
 6 Aaron Beasley (1999),  
 6 interceptions  
 6 Marlon McCree (2002),  
 6 interceptions

**MOST TAKEAWAYS -- Game**  
 3 Darren Carrington (10/1/95 at Hou.),  
 1 interception, 2 fumbles

**MOST TAKEAWAYS, ROOKIE**  
 5 Fernando Bryant (1999),  
 2 interceptions, 3 fumbles  
 5 Reggie Nelson (2007), 5 interceptions  
 5 Derek Cox (2009), 4 interceptions,  
 1 fumble  
 4 Tony Brackens (1996),  
 1 interception, 3 fumbles

**MOST BLOCKED PUNTS -- Career**  
 2 Dave Thomas (1995-99),  
 2 Donovan Darius (1998-2006)  
 1 10 times, last by J.T. Thomas (2013)

**MOST BLOCKED PUNTS -- Game**  
 1 Mike Dumas (12/3/95 at Denver),  
 1 Dave Thomas (10/12/97 vs. Phi.),  
 1 Alvis Whitted (11/1/98 at Bal.),  
 1 Dave Thomas (11/14/99 vs. Bal.),  
 1 Donovan Darius (10/1/00 vs. Pit.),  
 1 Donovan Darius (9/10/01 vs. Pit.),  
 1 Eric Westmoreland (10/27/02 vs. Hou.),  
 1 Derrick Wimbush (10/9/05 vs. Cin.),  
 1 Gerald Sensabaugh (10/8/06 vs. N.Y. Jets),  
 1 Jorge Cordova (12/10/06 vs. Ind.),  
 1 Rashad Jennings (9/19/10 at S.D.),  
 1 Kassim Osgood (12/15/11 at Atl.),  
 1 Mike Harris (12/30/12 at Ten.)  
 1 J.T. Thomas (9/8/13 vs. KC),

**BLOCKED PUNT RETURNS**  
 1 Jimmy Smith (12/3/95 at Denver),  
 recovered in end zone for a TD  
 1 Alvis Whitted (11/1/98 at BAL),  
 returned 24 yards for a TD  
 1 Zach Potter (12/15/11 at Atlanta),  
 returned 46 yards for a TD  
 1 Mike Harris (12/30/12 at TEN),  
 returned 19 yards for a TD

**MOST BLOCKED FIELD GOALS -- Career**  
 2 Clyde Simmons (1996-97),  
 2 Marcus Stroud (2001-07)  
 1 John Henderson (2002-09),  
 1 Rashean Mathis (2003-10)

**MOST BLOCKED FIELD GOALS -- Game**  
 1 Clyde Simmons (12/1/96 vs. Cin.),  
 1 Clyde Simmons (9/22/97 vs. Pit.),  
 1 Marcus Stroud (12/3/01 vs. G.B.),  
 1 Marcus Stroud (9/8/02 vs. Ind.),  
 1 John Henderson (12/8/02 vs. Cle.),  
 1 Rashean Mathis (10/2/05 vs. Den.)

**BLOCKED FIELD GOAL RETURNS**  
 1 Mickey Washington (12/1/96 vs. Cin.),  
 65 yards for a touchdown,  
 1 Chris Hudson (9/22/97 vs. Pit.),  
 58 yards for a touchdown

**BLOCKED EXTRA POINTS -- Career**  
 1 Clyde Simmons (9/22/96 at N.E.),  
 1 Tony Brackens (10/5/97 vs. Cin.)





# TEAM RECORDS / REGULAR SEASON



## WINS / LOSSES

### REGULAR SEASON RECORD

147-173

### HOME RECORD

88-72

### ROAD RECORD

59-101

### MOST CONSECUTIVE WINS

11 10/3/99 through 12/19/99  
8 11/24/96 through 9/22/97

### MOST CONSECUTIVE HOME WINS

13 9/29/96 through 11/30/97  
7 10/17/99 through 9/17/00  
6 12/18/05 through 11/5/06  
6 9/13/98 through 12/6/98

### MOST CONSECUTIVE ROAD WINS

7 9/19/99 through 12/19/99  
4 12/14/97 through 9/27/98  
4 11/20/05 through 12/25/05

### MOST CONSECUTIVE LOSSES

13 12/3/12 through 10/27/13,  
9 12/15/13 through 10/12/14  
7 10/29/95 through 12/17/95,  
7 9/30/12 through 11/18/12

### MOST CONSECUTIVE HOME LOSSES

7 12/9/12 through 11/17/13,  
5 9/16/12 through 11/8/12  
4 12/15/13 through 10/5/14,  
4 10/15/95 through 12/10/95,  
4 10/1/00 through 11/12/00,  
4 12/1/02 through 9/14/03,  
4 10/5/08 through 11/23/08

### MOST CONSECUTIVE ROAD LOSSES

10 10/29/95 through 11/17/96  
9 12/29/02 through 12/28/03

### POSTSEASON RECORD

5-6

### HOME POSTSEASON RECORD

2-1

### ROAD POSTSEASON RECORD

3-5

### MOST POINTS SCORED -- Season

411 2007  
396 1999  
394 1997

### MOST POINTS SCORED -- Game

49 12/23/07 vs. Oakland  
48 12/3/00 vs. Cleveland  
45 11/1/98 at Baltimore  
44 12/10/06 vs. Indianapolis,  
44 12/10/00 vs. Arizona

### FEWEST POINTS SCORED -- Season

243 2011  
247 2013  
249 2014  
255 2012  
261 2004

### FEWEST POINTS SCORED -- Game

0 12/17/95 at Detroit,  
0 12/26/04 vs. Houston,  
0 10/11/09 at Seattle  
2 9/8/13 vs. Kansas City  
3 13 times, last 11/23/14 at Ind.

### FEWEST POINTS ALLOWED -- Season

217 1999  
269 2005  
274 2006  
280 2004

### FEWEST POINTS ALLOWED -- Game

0 9/17/00 vs. Cincinnati,  
0 12/3/00 vs. Cleveland,  
0 12/7/03 vs. Houston,  
0 9/18/06 vs. Pittsburgh,  
0 10/8/06 vs. New York Jets  
3 10 times, last 11/13/11 at Ind.

### MOST POINTS ALLOWED -- Season

449 2013  
444 2012  
419 2010  
412 2014  
404 1995

### MOST POINTS ALLOWED -- Game

50 12/20/98 at Minnesota  
47 11/12/95 vs. Seattle  
45 09/22/13 at Seattle  
44 2 times, last 9/21/14 vs. Ind.

### MOST POINTS, BOTH TEAMS

80 11/18/12,  
Jaguars (37), at Houston (43)  
77 11/12/95,  
Jaguars (30), vs. Seattle (47)  
75 9/10/00,  
Jaguars (36), at Baltimore (39)  
72 12/10/95,  
Jaguars (31), vs. Ind. (41)

### FEWEST POINTS, BOTH TEAMS

9 11/14/99,  
Jaguars (6), vs. Baltimore (3),  
9 9/18/06,  
Jaguars (9), vs. Pittsburgh (0)  
13 9/3/95,  
Jaguars (3), vs. Houston (10),  
13 9/17/00,  
Jaguars (13), vs. Cincinnati (0),  
13 11/16/03,  
Jaguars (3), at Ten. (10),  
13 9/19/04,  
Jaguars (7), vs. Denver (6),  
13 9/18/05,  
Jaguars (3), at Ind. (10)

### MOST TOUCHDOWNS SCORED -- Season

50 2007  
47 1998  
43 1997

### MOST TOUCHDOWNS SCORED -- Game

7 12/23/07 vs. Oakland  
6 11/1/98 at Baltimore,  
6 12/3/00 vs. Cleveland,  
6 12/11/11 vs. Tampa Bay

## SCORING

### MOST TOUCHDOWNS ALLOWED -- Season

52 2013  
50 2010  
48 2012  
46 1995  
45 2014  
44 2009

### MOST TOUCHDOWNS ALLOWED -- Game

6 9/22/13 at Seattle  
6 10/27/13 vs. San Francisco  
6 12/30/07 at Houston,  
6 11/12/95 vs. Seattle,  
6 12/20/98 at Minnesota,  
6 10/24/10 at Kansas City

### MOST EXTRA POINTS -- Season

46 2007  
45 1998  
41 1997, 2006, 2010

### MOST EXTRA POINTS -- Game

7 12/23/07 vs. Oakland  
6 11/1/98 at Baltimore,  
6 12/3/00 vs. Cleveland

### MOST EXTRA POINTS, OPPONENTS -- Season

52 2013  
48 2010  
46 2012  
45 1995, 2014  
40 2008

### MOST EXTRA POINTS, OPPONENTS -- Game

6 9/22/13 at Seattle  
6 10/27/13 vs. San Francisco  
6 11/12/95 vs. Seattle,  
6 12/30/07 at Houston,  
6 10/24/10 at Kansas City

### MOST 2-POINT CONVERSIONS -- Season

5 1996  
4 1999, 2004

### MOST 2-POINT CONVERSIONS -- Game

2 11/28/99 at Baltimore

### MOST 2-PT CONVERSIONS, OPPONENTS -- Season

3 2007  
2 2000, 2002, 2004, 2009, 2010

### MOST 2-PT CONVERSIONS, OPPONENTS Game

1 In 18 games

### MOST FIELD GOALS -- Season

31 1997, 1999  
30 1996

### MOST FIELD GOALS -- Game

5 11/30/97 vs. Baltimore,  
5 12/1/96 vs. Cincinnati,  
5 9/10/00 at Baltimore,  
5 11/25/07 vs. Buffalo,  
5 10/10/10 at Buffalo

### MOST FIELD GOALS, OPPONENTS -- Season

36 2012  
31 2014  
30 1998

### MOST FIELD GOALS, OPPONENTS -- Game

6 12/1/02 vs. Pittsburgh  
5 9/22/96 at New England,  
5 10/8/00 vs. Baltimore

### MOST DEFENSIVE TOUCHDOWNS -- Season

3 1999, 2007, 2014  
2 1998, 2001, 2005, 2008, 2011, 2013

### MOST DEFENSIVE TOUCHDOWNS -- Game

2 11/30/14 vs. New York Giants  
1 22 times, last 11/10/13 at TEN

### MOST DEFENSIVE TDS, OPPONENTS -- Season

6 2014  
5 2012  
4 1996, 2004, 2013  
3 1997, 1998, 2006

### MOST DEFENSIVE TDS, OPPONENTS -- Game

3 12/17/06 at Tennessee  
2 11/15/98 at Pittsburgh,  
2 10/7/12 vs. Chicago,  
2 12/30/12 at Tennessee

### MOST SPECIAL TEAMS TOUCHDOWNS -- Season

3 1999  
2 1995, 1997, 1998, 2011

### MOST SPECIAL TEAMS TOUCHDOWNS -- Game

2 12/3/95 at Denver

### MOST SPECIAL TEAMS TDS, OPPONENTS -- Season

3 2006  
2 2000, 2004, 2005, 2007, 2009, 2012

### MOST SPECIAL TEAMS TDS, OPPONENTS -- Game

2 11/14/04 vs. Detroit,  
2 12/30/07 at Houston,  
2 12/30/12 at Tennessee

### LARGEST MARGIN OF VICTORY

48 12/3/00 vs. Cleveland (48-0)  
41 10/8/06 vs. New York Jets (41-0)  
38 9/12/99 vs. San Francisco (41-3),  
38 12/23/07 vs. Oakland (49-11)

### LARGEST MARGIN OF DEFEAT

44 12/17/95 at Detroit (0-44)  
41 10/11/09 at Seattle (0-41)  
40 12/20/98 at Minnesota (10-50)

### MOST POINTS IN 1ST QUARTER

21 10/12/97 vs. Philadelphia  
17 11/2/97 at Tennessee,  
17 9/10/00 at Baltimore,  
17 1/1/06 vs. Tennessee,  
17 11/4/07 at New Orleans

### MOST POINTS IN 2ND QUARTER

28 11/1/98 at Baltimore,  
28 12/11/11 vs. Tampa Bay  
21 9/9/01 vs. Pittsburgh,  
21 11/9/08 at Detroit  
20 11/12/95 vs. Seattle,  
20 9/7/97 vs. New York Giants

### MOST POINTS IN 3RD QUARTER

21 12/3/00 vs. Cleveland,  
21 11/11/01 vs. Cincinnati,  
21 12/12/10 vs. Oakland  
18 9/12/99 vs. San Francisco

### MOST POINTS IN 4TH QUARTER

23 11/28/99 at Baltimore  
21 12/10/95 vs. Indianapolis,  
21 12/24/05 at Houston,  
21 10/14/07 vs. Houston

### MOST OPPONENT POINTS IN 1ST QUARTER

21 Cincinnati, 11/23/97  
17 New Orleans, 11/4/07,  
17 Minnesota, 11/23/08  
17 Indianapolis, 12/29/13

### MOST OPPONENT POINTS IN 2ND QUARTER

24 Denver, 10/25/98  
21 New York Giants, 11/30/14,  
21 Houston, 12/30/07,  
21 Baltimore, 12/28/08,  
21 Indianapolis, 12/17/09,  
21 New England, 12/27/09,  
21 Detroit, 11/4/12

### MOST OPPONENT POINTS IN 3RD QUARTER

17 at Indianapolis, 9/21/03,  
17 at Tennessee, 12/17/06  
15 Baltimore, 9/10/00

### MOST OPPONENT POINTS IN 4TH QUARTER

28 Chicago, 10/7/12  
24 Minnesota, 12/28/98  
21 Cincinnati, 10/27/96,  
21 New York Giants, 12/23/00

### MOST POINTS IN FIRST QUARTER, BOTH TEAMS

34 11/4/07, Jaguars (17), at N.O. (17)  
28 11/23/97, Jaguars (7), at Cin. (21)  
24 11/2/97, Jaguars (17), at Ten. (7),  
24 11/23/08, Jaguars (7), vs. Min. (17)



# TEAM RECORDS / REGULAR SEASON



## SCORING

### MOST POINTS IN SECOND QTR., BOTH TEAMS

- 35 12/17/09, Jaguars (14), vs. Ind. (21), 12/11/11, Jaguars (28), vs. T.B. (7)
- 34 11/1/98, Jaguars (28), at Baltimore (6)
- 31 10/25/98, Jaguars (7), at Denver (24)

### MOST POINTS IN THIRD QTR., BOTH TEAMS

- 28 12/31/06, Jaguars (14), at K.C. (14), 12/12/10, Jaguars (21), vs. Oakland (7)
- 24 9/22/13, Jaguars (10), at Seattle (14)
- 22 12/3/01, Jaguars (8), vs. G.B. (14)
- 21 12 times, last 10/13/13, Jaguars (7) at Den. (14)

### MOST POINTS IN FOURTH QTR., BOTH TEAMS

- 36 12/23/00, Jaguars (15), at N.Y.G. (21)
- 35 12/10/95, Jaguars (21), vs. Ind. (14)
- 31 12/20/98, Jaguars (7), at Min. (24)

### MOST CONSECUTIVE QUARTERS SCORED, JAGUARS

- 19 10/3/99 at Pit. to 11/7/99 at Atl., 12/2/07 at Ind. to 12/30/07 at Hou.

### MOST CONSECUTIVE QUARTERS SCORED, OPPONENTS

- 16 9/11/11 at Ten. to 10/9/11 vs. Cin.
- 14 12/30/01 vs. K.C. to 9/15/02 at K.C., 10/3/10 vs. Ind. to 10/31/10 at DAL, 12/9/12 vs. N.Y.J. to 12/30/12 at Ten.
- 13 10/8/00 vs. Bal. to 10/29/00 at DAL, 11/26/95 vs. Cin. to 12/17/95 at Det.

### MOST CONSECUTIVE QUARTERS HELD SCORELESS, JAGUARS

- 5 All 4 quarters 12/26/04 vs. Hou. and 1 quarter 1/2/05 at Oak.
- 4 Last 3 quarters 9/8/13 vs. KC and 1 quarter 9/15/13 at OAK
- 4 All 4 quarters 12/17/95 at Detroit, 4 All 4 quarters 10/11/09 at SEA, 4 Last 3 quarters 9/18/11 at N.Y. Jets and 1 quarter 9/25/11 at CAR

### MOST CONSECUTIVE QUARTERS HELD SCORELESS, OPPONENTS

- 6 11/30/03 vs. Tampa Bay (3rd quarter) to 12/7/03 vs. Houston (all 4 quarters)
- 5 12/3/00 vs. Cleveland (1st quarter) through 12/10/00 vs. Arizona (1st quarter), 9/18/06 vs. Pittsburgh (all 4 quarters) through 9/24/06 at Indianapolis (1st quarter), 10/8/06 vs. New York Jets (all 4 quarters) through 10/22/06 at Houston (1st quarter), 10/16/11 at Pittsburgh (3rd quarter) through 10/24/11 vs. Bal. (3rd quarter)

### MOST POINTS BY HALF, JAGUARS

- 1st 42 11/1/98 at Baltimore, 28 10/8/06 vs. New York Jets, 28 12/23/07 vs. Oakland, 28 12/11/11 vs. Tampa Bay
- 2nd 35 9/12/99 vs. San Francisco, 31 12/12/10 vs. Oakland, 28 12/3/00 vs. Cleveland, 28 12/24/05 at Houston, 27 10/14/07 vs. Houston, 27 12/9/07 vs. Carolina

### MOST POINTS BY HALF, OPPONENTS

- 1st 30 9/21/14 vs. Indianapolis, 28 10/27/13 vs. San Francisco, 28 11/23/97 at Cincinnati, 28 12/27/09 at New England, 27 12/17/95 at Detroit, 27 10/25/98 at Denver, 27 12/15/11 at Atlanta
- 2nd 38 12/20/98 at Minnesota, 38 10/7/12 vs. Chicago, 34 9/7/14 at Philadelphia

### MOST POINTS BY HALF, BOTH TEAMS

- 1st 55 11/1/98, Jaguars (42), at Baltimore (13), 48 11/12/95, Jaguars (27), vs. Seattle (21)
- 2nd 45 12/20/98, Jaguars (7), at Minnesota (38), 45 9/10/00, Jaguars (13), at Baltimore (32), 45 12/12/10, Jaguars (31), vs. Oakland (14)

### LONGEST SCORING DRIVE (YARDS)

- 98 10/31/99 at Cincinnati (9 plays, TD)
- 97 9/3/00 at Baltimore (15 plays, TD)
- 96 12/5/04 vs. Pittsburgh (9 plays, FG), 96 11/19/95 at Tampa Bay (11 plays, TD), 96 11/17/02 at Houston (6 plays, TD)

### LONGEST SCORING DRIVE (PLAYS)

- 20 12/16/07 at Pit. (74 yards, TD)
- 18 10/20/13 vs. SD (68 yards, FG), 18 12/22/02 vs. Ten. (85 yards, TD), 18 9/23/07 at Denver (80 yards, TD), 18 10/7/07 at K.C. (77 yards, FG), 18 9/21/08 at Ind. (82 yards, FG), 18 11/20/11 at Cle. (92 yards, TD), 17 9 times, last 9/9/12 at Min. (77 yards, FG)

### LONGEST SCORING DRIVE (TIME)

- 11:44 9/23/07 at Den. (18 plays, 80 yd, TD)
- 11:10 12/2/07 at Ind. (16 plays, 84 yd, TD)
- 10:55 10/7/07 at K.C. (18 plays, 77 yd, FG)

### SHORTEST SCORING DRIVE (YARDS)

- 10 1/1/12 vs. Indianapolis (4 plays, FG)
- 7 9/10/95 at Cincinnati (5 plays, FG)
- 3 10/24/11 vs. Baltimore (4 plays, FG)
- 2 12/14/14 at Baltimore (4 plays, FG), -2 11/5/06 vs. Tennessee (4 plays, FG), -1 10/1/06 at Washington (4 plays, FG), 0 9/6/98 at Chicago (2 plays, FG), 0 12/1/13 at Cleveland (1 play, FG)

### SHORTEST SCORING DRIVE (TIME)

- 0:03 10/19/14 vs. Cle. (1 play, 8 yards, TD)
- 0:04 9/8/96 vs. Hou. (1 play, 3 yards, TD), 0:04 12/23/07 vs. Oak. (1 play, 2 yards, TD)
- 0:05 12/1/13 at Cle. (1 play, 0 yd, FG)
- 0:05 11/25/07 vs. Buf. (1 play, 17 yd, TD)
- 0:06 11/12/95 vs. Sea. (2 plays, 7 yd, FG), 0:06 12/3/00 vs. Cle. (1 play, 8 yards, TD)

## POSSESSION / FIRST DOWNS

### HIGHEST POSSESSION TIME

- 44:22 12/17/06 at Tennessee
- 42:12 10/18/09 vs. St. Louis
- 41:44 11/14/04 vs. Detroit

### HIGHEST OPPONENT POSSESSION TIME

- 43:17 9/16/12 vs. Houston
- 41:40 11/18/12 at Houston
- 41:27 10/26/97 at Pittsburgh

### LOWEST POSSESSION TIME

- 16:43 9/16/12 vs. Houston
- 20:46 10/26/03 vs. Tennessee

### LOWEST OPPONENT POSSESSION TIME

- 15:38 12/17/06 at Tennessee
- 18:25 9/21/08 at Indianapolis
- 18:26 10/20/96 at St. Louis

### MOST FIRST DOWNS -- Season

- 331 1999
- 330 2010
- 328 2007

### MOST FIRST DOWNS -- Game

- 36 12/20/96 at St. Louis
- 33 10/18/09 vs. St. Louis (OT)

### FEWEST FIRST DOWNS -- Season

- 251 2011
- 271 2013, 2014
- 269 2012
- 275 2002

### FEWEST FIRST DOWNS -- Game

- 6 12/26/04 vs. Houston
- 8 9/19/04 vs. Denver, 8 9/14/14 at Washington
- 9 11/14/99 vs. Baltimore, 9 9/16/12 vs. Houston

### MOST FIRST DOWNS ALLOWED -- Season

- 364 2012
- 353 2013
- 330 2014
- 324 2002
- 320 1995

### MOST FIRST DOWNS ALLOWED -- Game

- 39 11/18/12 at Houston
- 32 9/14/14 at Washington
- 32 11/4/07 at New Orleans
- 30 10/2/11 vs. New Orleans
- 29 11/24/96 at Baltimore (OT)
- 28 9/22/13 at Seattle
- 28 12/17/95 at Detroit, 28 10/6/02 vs. Philadelphia, 28 10/5/08 vs. Pittsburgh, 28 10/3/10 vs. Indianapolis, 28 9/16/12 vs. Houston

### FEWEST FIRST DOWNS ALLOWED -- Season

- 248 1999
- 252 2000
- 259 2006

### FEWEST FIRST DOWNS ALLOWED -- Game

- 2 12/3/00 vs. Cleveland
- 5 12/17/06 at Tennessee
- 7 12/7/03 vs. Houston

### MOST FIRST DOWNS, BOTH TEAMS -- Game

- 56 11/18/12, Jaguars (17), at Hou. (39) (OT)
- 52 11/24/96, Jaguars (23), at Bal. (29) (OT)
- 51 11/21/99, Jaguars (30), vs. N.O. (21)
- 50 11/4/07, Jaguars (18), at N.O. (32)

### FEWEST FIRST DOWNS, BOTH TEAMS -- Game

- 22 11/28/99, Jaguars (9), vs. Baltimore (13)
- 23 11/27/11, Jaguars (14), vs. Houston (9)
- 24 9/3/95, Jaguars (10), vs. Houston (14), 24 10/24/11, Jaguars (13), vs. Baltimore (11)

### MOST FIRST DOWNS RUSHING -- Season

- 148 2010
- 127 2006,
- 127 2007
- 118 2003

### MOST FIRST DOWNS RUSHING -- Game

- 16 12/10/06 vs. Indianapolis,
- 16 12/5/10 at Tennessee
- 15 12/3/00 vs. Cleveland,
- 15 11/28/10 at N.Y. Giants,
- 15 1/2/11 at Houston
- 14 12/10/00 vs. Arizona,
- 14 10/18/09 vs. St. Louis

### FEWEST FIRST DOWNS RUSHING -- Season

- 71 2013
- 76 2012
- 85 2001
- 86 2014
- 88 2004

### FEWEST FIRST DOWNS RUSHING -- Game

- 0 09/29/13 vs. Indianapolis
- 1 8 times, last 10/28/12 at Green Bay

### MOST FIRST DOWNS PASSING -- Season

- 208 1996
- 194 1999
- 193 2000

### MOST FIRST DOWNS PASSING -- Game

- 24 10/20/96 at St. Louis
- 20 11/28/99 at Baltimore
- 19 4 times, last 12/30/07 at Houston

### FEWEST FIRST DOWNS PASSING -- Season

- 122 2011
- 147 2006
- 153 1998

### FEWEST FIRST DOWNS PASSING -- Game

- 2 12/26/04 vs. Houston
- 3 12/20/98 at Minnesota,
- 3 10/29/06 at Philadelphia,
- 3 12/13/09 vs. Miami,
- 3 9/23/12 at Indianapolis

### MOST FIRST DOWNS, PENALTY -- Season

- 36 2012
- 34 2005
- 31 2014

### MOST FIRST DOWNS, PENALTY -- Game

- 7 12/5/13 vs. Houston
- 7 12/2/12 at Buffalo
- 5 12/19/04 at Green Bay,
- 5 12/24/05 at Houston,
- 5 1/1/06 vs. Tennessee
- 4 19 times, last 9/29/13 vs. IND

### FEWEST FIRST DOWNS, PENALTY -- Season

- 14 2002
- 16 2000, 2009
- 18 1997

### FEWEST FIRST DOWNS, PENALTY --Game

- 0 In 75 games

### MOST FIRST DOWNS RUSHING, OPPONENT

- Season
- 133 2012
- 121 1995
- 121 2013

### MOST FIRST DOWNS RUSHING, OPPONENT

- Game
- 16 9/16/12 vs. Houston
- 15 9/9/07 vs. Tennessee
- 14 12/2/12 at Buffalo
- 14 10/27/13 vs. SF
- 13 12/1/02 vs. Pittsburgh,





# TEAM RECORDS / REGULAR SEASON



## FIRST DOWNS

### FEWEST FIRST DOWNS RUSHING, OPPONENT -- Season

72 1999  
73 2011  
79 2005

### FEWEST FIRST DOWNS RUSHING, OPPONENT -- Game

0 12/21/03 vs. New Orleans  
0 12/12/04 vs. Chicago  
0 9/18/06 vs. Pittsburgh  
0 10/7/07 at Kansas City

### MOST FIRST DOWNS PASSING, OPPONENT -- Season

200 2013, 2014  
197 2010  
194 2012  
193 2001

### MOST FIRST DOWNS PASSING, OPPONENT -- Game

26 11/18/12 at Houston  
25 11/4/07 at New Orleans  
23 10/3/10 vs. Indianapolis  
22 9/21/14 vs. Indianapolis

### FEWEST FIRST DOWNS PASSING, OPPONENT -- Season

143 2006  
144 2000  
158 2005

### FEWEST FIRST DOWNS PASSING, OPPONENT -- Game

0 12/3/00 vs. Cleveland  
3 5 times, last 12/17/06 at Tennessee

### MOST FIRST DOWNS BY PENALTY, OPPONENT -- Season

37 2012  
36 2005  
32 2013  
26 2004

### MOST FIRST DOWNS BY PENALTY, OPPONENT -- Game

6 9/29/96 vs. Carolina,  
6 10/16/05 at Pittsburgh,  
6 10/28/12 at Green Bay  
5 11/27/05 at Arizona,  
5 12/16/12 at Miami

### FEWEST FIRST DOWNS BY PENALTY, OPPONENT -- Season

13 2007  
16 2009  
17 1999

### FEWEST FIRST DOWNS BY PENALTY, OPPONENT -- Game

0 In 65 games

## TOTAL NET YARDS

### MOST NET YARDS GAINED -- Season

5,760 1996  
5,719 2007  
5,690 2000

### MOST NET YARDS GAINED -- Game

538 10/20/96 at St. Louis  
519 9/20/98 vs. Baltimore  
494 11/21/99 vs. New Orleans

### FEWEST NET YARDS GAINED -- Season

4,149 2011  
4,495 1995  
4,634 2014  
4,701 2013

### FEWEST NET YARDS GAINED -- Game

117 9/16/12 vs. Houston  
126 12/26/04 vs. Houston  
132 11/14/99 vs. Baltimore  
146 9/3/95 vs. Houston

### MOST NET YARDS ALLOWED -- Season

6,088 2012  
6,070 2013  
5,949 2010  
5,932 2014

### MOST NET YARDS ALLOWED -- Game

653 11/18/12 at Houston  
538 11/4/07 at New Orleans  
533 9/25/00 at Indianapolis  
529 9/21/14 vs. Indianapolis

### FEWEST NET YARDS ALLOWED -- Season

4,334 1999  
4,538 2006  
4,655 2005

### FEWEST NET YARDS ALLOWED -- Game

53 12/3/00 vs. Cleveland  
98 12/17/06 at Tennessee  
124 12/7/03 vs. Houston

### MOST NET YARDS GAINED, BOTH TEAMS -- Season

11,409 2010  
11,022 2009  
10,876 2012

### MOST NET YARDS GAINED, BOTH TEAMS -- Game

1,111 11/18/12,  
Jaguars (458), at Hou. (653)  
970 11/4/07,  
Jaguars (432), at N.O. (538)  
907 12/1/96,  
Jaguars (422), vs. Cin. (485)  
886 11/14/10,  
Jaguars (491), vs. Hou. (395)

### FEWEST NET YARDS GAINED, BOTH TEAMS -- Season

9,157 2011  
9,804 2005  
9,910 2001

### FEWEST NET YARDS GAINED, BOTH TEAMS -- Game

351 10/24/11, Jaguars (205), vs. BAL (146)  
374 11/14/99, Jaguars (132), vs. BAL (242)  
386 9/3/95, Jaguars (140), vs. HOU (246)

## PASSING

### MOST NET YARDS PASSING -- Season

4,110 1996  
3,704 1997  
3,658 2000

### MOST NET YARDS PASSING -- Game

420 10/20/96 at St. Louis  
413 9/22/96 at New England (OT)  
375 9/10/00 at Baltimore

### FEWEST NET YARDS PASSING -- Season

2,179 2011  
2,762 2002  
2,790 1995

### FEWEST NET YARDS PASSING -- Game

31 12/26/04 vs. Houston  
45 9/3/95 vs. Houston  
52 9/26/10 vs. Philadelphia,  
52 9/16/12 vs. Houston

### MOST NET YARDS PASSING ALLOWED -- Season

4,004 2010  
3,962 2013  
3,899 2014  
3,832 2012

### MOST NET YARDS PASSING ALLOWED -- Game

504 11/18/12 at Houston  
440 9/25/00 at Indianapolis  
435 11/4/07 at New Orleans  
402 11/17/13 vs. Arizona  
385 9/21/14 vs. Indianapolis

### FEWEST NET YARDS PASSING ALLOWED -- Season

2,890 1999  
2,946 2005  
3,078 2006

### FEWEST NET YARDS PASSING ALLOWED -- Game

-9 12/3/00 vs. Cleveland  
45 10/8/06 vs. New York Jets  
54 12/7/03 vs. Houston

### MOST NET YARDS PASSING, BOTH TEAMS -- Season

7,424 1996  
7,403 2013

### MOST NET YARDS PASSING, BOTH TEAMS -- Game

876 11/18/12,  
Jaguars (372), at Hou. (504)  
779 11/4/07,  
Jaguars (344), at N.O. (435)  
669 12/1/96,  
Jaguars (356), vs. Cin. (313)  
668 12/18/08,  
Jaguars (304), vs. Ind. (364)

### FEWEST NET YARDS PASSING, BOTH TEAMS -- Season

5,520 2011  
5,960 2006  
6,026 2002

### FEWEST NET YARDS PASSING, BOTH TEAMS -- Game

125 9/3/95,  
Jaguars (45), vs. Houston (80)  
145 12/26/04,  
Jaguars (31), vs. Houston (114)  
176 10/8/06,  
Jaguars (131), vs. N.Y. Jets (45)

### MOST GROSS YARDS PASSING -- Season

4,367 1996  
3,947 2000  
3,922 1997

### MOST GROSS YARDS PASSING -- Game

432 9/22/96 at New England (OT)  
421 10/20/96 at St. Louis  
386 9/10/00 at Baltimore

### FEWEST GROSS YARDS PASSING -- Season

2,510 2011  
3,019 2002  
3,060 2006

### FEWEST GROSS YARDS PASSING -- Game

54 12/26/04 vs. Houston  
69 9/3/95 vs. Houston  
73 12/8/02 vs. Cleveland

### MOST GROSS YARDS PASSING ALLOWED -- Season

4,193 2010  
4,187 2013  
3,960 2012  
3,853 2009

### MOST GROSS YARDS PASSING ALLOWED -- Game

527 11/18/12 at Houston  
445 11/4/07 at New Orleans  
440 9/25/00 at Indianapolis  
419 11/17/13 vs. Arizona  
390 9/21/14 vs. Indianapolis

### FEWEST GROSS YARDS PASSING ALLOWED -- Season

3,223 2005  
3,263 1999  
3,278 2006

### FEWEST GROSS YARDS PASSING ALLOWED -- Game

33 12/3/00 vs. Cleveland  
71 12/7/03 vs. Houston,  
71 10/8/06 vs. New York Jets

### MOST PASSING ATTEMPTS -- Season

592 2013  
586 2012  
557 1996, 2014  
545 2000

### MOST PASSING ATTEMPTS -- Game

54 10/10/04 at San Diego  
52 10/20/96 at St. Louis  
51 12/29/13 at Indianapolis

### FEWEST PASSING ATTEMPTS -- Season

446 2006  
462 2002  
463 1998

### FEWEST PASSING ATTEMPTS -- Game

13 10/13/02 at Tennessee  
14 12/8/02 vs. Cleveland,  
14 12/10/06 vs. Indianapolis

### MOST PASSING ATTEMPTS, OPPONENT -- Season

577 1998  
551 2013  
544 2001

### MOST PASSING ATTEMPTS, OPPONENT -- Game

58 12/5/13 vs. Houston  
55 11/18/12 at Houston  
51 11/10/02 vs. Washington  
50 3 times, last 12/10/06 vs. IND

### FEWEST PASSING ATTEMPTS, OPPONENT -- Season

458 2000  
465 2008  
482 2005

### FEWEST PASSING ATTEMPTS, OPPONENT -- Game

11 1/3/10 at Cleveland  
15 12/17/06 at Tennessee  
16 3 times, last 10/1/00 vs. PIT

### MOST PASS COMPLETIONS -- Season

353 1996  
349 2013  
335 2008

### MOST PASS COMPLETIONS -- Game

37 10/20/96 at St. Louis  
36 10/10/04 at San Diego  
30 12/29/13 at Indianapolis  
30 10/15/95 vs. Chicago,

### FEWEST PASS COMPLETIONS -- Season

240 2011  
266 2006  
268 2002



# TEAM RECORDS / REGULAR SEASON



## PASSING

### FEWEST PASS COMPLETIONS -- Game

7 10/13/02 at Tennessee,  
7 10/28/07 at Tampa Bay  
8 9/19/04 vs. Denver,  
8 12/10/06 vs. Indianapolis

### MOST PASS COMPLETIONS, OPPONENT -- Season

355 2014  
354 2001, 2013  
345 2009

### MOST PASS COMPLETIONS, OPPONENT -- Game

43 11/18/12 at Houston  
35 11/4/07 at New Orleans  
34 10/31/10 at Dallas  
33 12/5/13 vs. Houston  
33 10/3/10 vs. Indianapolis  
33 9/21/14 vs. Indianapolis

### FEWEST PASS COMPLETIONS, OPPONENT -- Season

258 2000  
285 2005  
291 1996, 1999

### FEWEST PASS COMPLETIONS, OPPONENT -- Game

7 11/17/96 at Pittsburgh,  
7 12/3/00 vs. Cleveland,  
7 1/3/10 at Cleveland  
8 12/18/05 vs. San Francisco,  
8 12/17/06 at Tennessee

### MOST TOUCHDOWN PASSES -- Season

28 2007, 2010  
26 2010  
24 1998

### MOST TOUCHDOWN PASSES -- Game

4 11/29/98 at Cincinnati,  
4 12/23/07 vs. Oakland,  
4 12/30/07 at Houston,  
4 10/31/10 at Dallas,  
4 11/18/12 at Houston

### MOST TOUCHDOWN PASSES, OPPONENT -- Season

29 2013  
28 1995, 2009, 2010  
25 2008  
24 1996, 1997, 2014

### MOST TOUCHDOWN PASSES, OPPONENT -- Game

5 12/26/99 at Tennessee,  
5 9/10/00 at Baltimore,  
5 11/18/12 at Houston  
5 9/22/13 at Seattle

### MOST INTERCEPTIONS THROWN -- Season

21 2010  
21 2013  
20 1996  
18 2014  
17 2003, 2012

### MOST INTERCEPTIONS THROWN -- Game

5 10/20/96 at St. Louis  
4 11/12/06 vs. Houston,  
4 12/17/95 at Detroit,  
4 9/19/10 at San Diego,  
4 11/21/10 vs. Cleveland,  
4 9/18/11 at New York Jets,

### FEWEST INTERCEPTIONS THROWN -- Season

6 2005  
8 2007  
9 1997, 2002

### FEWEST INTERCEPTIONS THROWN -- Game

0 In 144 games

### MOST INTERCEPTIONS THROWN, OPPONENT -- Season

20 2006, 2007  
19 1999, 2005  
17 2011

### MOST INTERCEPTIONS THROWN, OPPONENT -- Game

4 10/31/10 at Dallas  
3 18 times, last 12/11/11 vs. TB

### FEWEST INTERCEPTIONS THROWN, OPPONENT -- Season

6 2014  
11 2013  
12 2000, 2001, 2012

### MOST TIMES SACKED -- Season

71 2014  
63 2001  
62 2014  
57 1995

### MOST TIMES SACKED -- Game

10 9/14/14 at Washington  
8 12/14/14 at Baltimore,  
8 12/9/01 at Cincinnati,  
8 12/16/01 at Cleveland  
7 In 10 games, last 11/30/14 vs NYG

### MOST TIMES SACKED, OPPONENT -- Season

57 1999  
48 1997  
47 2005

### MOST TIMES SACKED, OPPONENT -- Game

9 11/7/99 at Atlanta  
7 9/16/07 vs. Atlanta,  
7 11/9/08 at Detroit

### FEWEST TIMES SACKED -- Season

28 2003  
30 2006  
31 2007

### FEWEST TIMES SACKED -- Game

0 In 20 games

### FEWEST TIMES SACKED, OPPONENT -- Season

14 2009  
17 1995  
20 2012

### FEWEST TIMES SACKED, OPPONENT -- Game

0 In 57 games

### MOST CONSECUTIVE GAMES WITH A PASSING TOUCHDOWN

13 9/10/95 at Cin. - 12/10/95 vs. Ind.  
10 10/22/00 vs. Was. - 9/9/01 vs. Pit.,  
10 10/28/07 at T.B. - 12/30/07 at Hou.

### MOST CONSECUTIVE GAMES WITH A PASSING TOUCHDOWN, OPPONENT

15 9/8/96 vs. Hou. - 12/22/96 vs. Sea.  
13 9/20/98 vs. Bal. - 12/20/98 at Min.,  
13 12/16/07 at Pit. - 11/16/08 vs. Ten.

### MOST 300-YARD PASSING GAMES BY AN INDIVIDUAL -- Season

6 1996  
3 7 times, last 2013

### MOST 300-YARD PASSING GAMES BY AN INDIVIDUAL, OPPONENT -- Season

5 2010  
4 2013

## RUSHING

### MOST RUSHING YARDS -- Season

2,541 2006  
2,395 2010  
2,391 2007

### MOST RUSHING YARDS -- Game

375 12/10/06 vs. Indianapolis  
258 12/5/10 at Tennessee  
244 12/3/00 vs. Cleveland,  
244 10/14/07 vs. Houston

### FEWEST RUSHING YARDS -- Season

1,260 2013  
1,369 2012  
1,600 2001  
1,633 2014

### FEWEST RUSHING YARDS -- Game

12 10/2/05 vs. Denver  
25 9/14/14 at Washington  
26 10/1/00 vs. Pittsburgh  
29 9/29/96 at New England (OT)

### MOST RUSHING YARDS ALLOWED -- Season

2,256 2012  
2,108 2013  
2,071 2002  
2,033 2014  
2,003 1995

### MOST RUSHING YARDS ALLOWED -- Game

305 11/1/09 at Tennessee  
282 9/9/07 vs. Tennessee  
246 11/12/95 vs. Seattle

### FEWEST RUSHING YARDS ALLOWED -- Season

1,406 2003  
1,444 1999  
1,460 2006

### FEWEST RUSHING YARDS ALLOWED -- Game

10 10/7/07 at Kansas City  
14 11/17/13 vs. Arizona  
25 11/20/06 vs. New York Giants  
26 9/18/06 vs. Pittsburgh

### MOST RUSHING YARDS, BOTH TEAMS -- Season

4,340 2010  
4,160 2002  
4,102 1998

### MOST RUSHING YARDS, BOTH TEAMS -- Game

522 11/1/09,  
Jaguars (217), at Ten. (305)  
421 10/30/05,  
Jaguars (221), at Stl. (200)  
409 12/10/06,  
Jaguars (375), vs. Ind. (34)

### FEWEST RUSHING YARDS, BOTH TEAMS -- Season

3,211 2001  
3,368 2013  
3,431 1996  
3,454 1997

### FEWEST RUSHING YARDS, BOTH TEAMS -- Game

46 11/17/13  
Jaguars (32) vs. Ari. (14)  
99 12/3/01,  
Jaguars (62), vs. G.B. (37)  
112 11/20/05,  
Jaguars (49), at Ten. (63)  
122 12/9/01,  
Jaguars (62), at Cin. (60)

### MOST RUSHING ATTEMPTS -- Season

522 2007  
514 1999  
513 2006

### MOST RUSHING ATTEMPTS -- Game

53 12/5/10 at Tennessee  
50 11/14/04 vs. Detroit  
48 9/21/08 at Indianapolis

### FEWEST RUSHING ATTEMPTS -- Season

358 2012  
372 2001  
378 2013  
410 1995  
426 2008

### FEWEST RUSHING ATTEMPTS -- Game

10 9/14/14 at Washington  
11 9/22/96 at New England (OT),  
11 10/26/03 vs. Tennessee,  
11 10/2/05 vs. Denver  
12 10/31/04 at Houston,  
12 11/8/12 vs. Indianapolis

### MOST RUSHING ATTEMPTS, OPPONENT -- Season

545 2012  
507 2013  
504 1995  
487 2002

### MOST RUSHING ATTEMPTS, OPPONENT -- Game

49 9/9/07 vs. Tennessee,  
49 11/1/09 at Tennessee,  
49 1/3/10 at Cleveland

### FEWEST RUSHING ATTEMPTS, OPPONENT -- Season

373 1999  
390 2007  
416 2010

### FEWEST RUSHING ATTEMPTS, OPPONENT -- Game

10 10/7/07 at Kansas City  
11 11/7/99 at Atlanta  
12 10/24/11 vs. Baltimore  
13 10/5/03 vs. San Diego,  
13 9/11/11 vs. Tennessee

### HIGHEST RUSHING AVERAGE -- Season

4.95 2006  
4.68 2010  
4.59 2002

### HIGHEST RUSHING AVERAGE -- Game

13.56 11/1/09 at Tennessee  
(16 attempts, 217 yards)  
9.38 10/14/07 vs. Houston  
(26 attempts, 244 yards)  
8.93 12/10/06 vs. Indianapolis  
(43 attempts, 375 yards)

### LOWEST RUSHING AVERAGE -- Season

3.30 2013  
3.79 1997  
3.83 1996  
3.80 2012

### LOWEST RUSHING AVERAGE -- Game

1.11 10/2/05 vs. Den.  
(11 attempts, 12 yards)  
1.53 9/22/97 vs. Pit.  
(26 attempts, 40 yards)  
1.60 11/20/05 at Ten.  
(30 attempts, 49 yards)

### HIGHEST RUSHING AVERAGE, OPPONENT -- Season

4.68 2010  
4.44 1998  
4.25 2002  
4.20 2013

### HIGHEST RUSHING AVERAGE, OPPONENT -- Game

6.65 9/15/13 at Oak.  
(34 attempts, 226 yards)  
6.63 10/6/02 vs. Phil.  
(30 attempts, 199 yards)  
6.53 12/23/07 vs. Oak.  
(17 attempts, 111 yards)  
6.50 10/7/12 vs. Chi.  
(33 attempts, 214 yards)  
6.48 10/28/07 at T.B.  
(21 attempts, 136 yards)

### LOWEST RUSHING AVERAGE, OPPONENT -- Season

3.18 2003  
3.43 2001  
3.48 2006





# TEAM RECORDS / REGULAR SEASON



## RUSHING

**LOWEST RUSHING AVERAGE, OPPONENT -- Game**  
 0.58 11/17/13 vs. Ari.  
 (24 attempts, 14 yards)  
 1.00 10/7/07 at K.C.  
 (10 attempts, 10 yards)  
 1.34 9/14/03 vs. Buf.  
 (32 attempts, 43 yards)  
 1.70 12/10/06 vs. Ind.  
 (20 attempts, 34 yards)

**MOST TOUCHDOWNS SCORED RUSHING -- Season**  
 23 2006  
 20 1997, 1999  
 19 1998, 2002, 2009

**MOST TOUCHDOWNS SCORED RUSHING -- Game**  
 5 10/12/97 vs. Philadelphia,  
 5 12/3/00 vs. Cleveland  
 4 5 times, last 9/27/09 at Houston

**MOST TOUCHDOWNS SCORED RUSHING, OPPONENT -- Season**  
 20 2013  
 19 2010, 2012  
 17 1995

**MOST TOUCHDOWNS SCORED RUSHING, OPPONENT -- Game**  
 4 10/27/13 vs. San Francisco  
 4 11/12/95 vs. Seattle,  
 4 11/4/12 vs. Detroit  
 3 In 12 games, last 9/14/14 at WAS

**MOST 100-YARD RUSHING GAMES BY AN INDIVIDUAL -- Season**  
 9 2000  
 8 1998  
 7 2003, 2006, 2007, 2010

**MOST 100-YARD RUSHING GAMES BY AN INDIVIDUAL, OPPONENT -- Season**  
 6 1998  
 5 2002, 2010

**MOST CONSECUTIVE GAMES WITH A RUSHING TOUCHDOWN**  
 8 11/21/99 vs. N.O. - 9/3/00 at Cle.,  
 8 11/12/06 vs. Hou. - 12/31/06 at K.C.  
 7 9/8/02 vs. Ind. - 10/27/02 vs. Hou.,  
 7 11/11/07 at Ten. - 12/23/07 vs. Oak.

**MOST CONSECUTIVE GAMES WITH A RUSHING TOUCHDOWN, OPPONENT**  
 7 10/28/01 at Bal. - 12/9/01 at Cin.,  
 7 11/17/02 vs. Was. - 12/29/02 at Ind.

## RECEIVING

**MOST RECEPTIONS -- Season**  
 353 1996  
 349 2013  
 335 2008  
 333 2000

**MOST RECEPTIONS -- Game**  
 37 10/20/96 at St. Louis  
 36 10/10/04 at San Diego  
 32 10/12/14 at Tennessee  
 30 12/29/13 at Indianapolis,  
 30 10/15/95 vs. Chicago

**MOST RECEPTIONS, OPPONENT -- Season**  
 355 2014  
 354 2001, 2013  
 345 2009

**MOST RECEPTIONS, OPPONENT -- Game**  
 43 11/18/12 at Houston  
 35 11/4/07 at New Orleans  
 34 10/31/10 at Dallas  
 33 9/21/14 vs. Indianapolis  
 33 12/5/13 vs. Houston  
 33 10/3/10 vs. Indianapolis

**FEWEST RECEPTIONS -- Season**  
 240 2011  
 266 2006  
 268 2002

**FEWEST RECEPTIONS -- Game**  
 7 10/13/02 at Tennessee,  
 7 10/28/07 at Tampa Bay  
 8 12/10/06 vs. Indianapolis,  
 8 9/19/04 vs. Denver

**FEWEST RECEPTIONS, OPPONENT -- Season**  
 258 2000  
 285 2005  
 291 1996, 1999

**FEWEST RECEPTIONS, OPPONENT -- Game**  
 7 11/17/96 at Pittsburgh,  
 7 12/3/00 vs. Cleveland,  
 7 1/3/10 at Cleveland  
 8 12/18/05 vs. San Francisco,  
 8 12/17/06 at Tennessee

**MOST RECEIVING YARDS -- Season**  
 4,367 1996  
 3,947 2000  
 3,922 1997

**MOST RECEIVING YARDS -- Game**  
 432 9/22/96 at New England (OT)  
 421 10/20/96 at St. Louis  
 386 9/10/00 at Baltimore

**MOST RECEIVING YARDS, OPPONENT -- Season**  
 4,193 2010  
 4,187 2013  
 4,174 2014  
 3,960 2012

**MOST RECEIVING YARDS, OPPONENT -- Game**  
 527 11/18/12 at Houston  
 445 11/4/07 at New Orleans  
 440 9/25/00 at Indianapolis  
 419 11/17/13 vs. Arizona  
 390 9/21/14 vs. Indianapolis

**FEWEST RECEIVING YARDS -- Season**  
 2,510 2011  
 3,019 2002  
 3,060 2006

**FEWEST RECEIVING YARDS -- Game**  
 54 12/26/04 vs. Houston  
 69 9/3/95 vs. Houston  
 73 12/8/02 vs. Cleveland

**FEWEST RECEIVING YARDS, OPPONENT -- Season**  
 3,223 2005  
 3,263 1999  
 3,278 2006

**FEWEST RECEIVING YARDS, OPPONENT -- Game**  
 33 12/3/00 vs. Cleveland  
 71 10/8/06 vs. New York Jets,  
 71 12/7/03 vs. Houston

**MOST RECEIVING TOUCHDOWNS -- Season**  
 28 2007  
 26 2010  
 24 1998

**MOST RECEIVING TOUCHDOWNS -- Game**  
 4 11/29/98 at Cincinnati,  
 4 12/23/07 vs. Oakland,  
 4 12/30/07 at Houston,  
 4 10/31/10 at Dallas,  
 4 11/18/12 at Houston

**MOST RECEIVING TOUCHDOWNS, OPPONENT -- Season**  
 29 2013  
 28 1995, 2009, 2010  
 25 2008

**MOST RECEIVING TOUCHDOWNS, OPPONENT -- Game**  
 5 12/26/99 at Tennessee,  
 5 9/10/00 at Baltimore,  
 5 11/18/12 at Houston  
 5 9/22/13 at Seattle

**HIGHEST RECEIVING AVERAGE -- Season**  
 12.5 1997  
 12.4 1996, 1998

**HIGHEST RECEIVING AVERAGE -- Game**  
 22.1 11/9/97  
 vs. Kansas City (9 for 199)  
 21.0 11/18/12  
 at Houston (18 for 378)  
 19.2 12/28/98  
 vs. Pittsburgh (10 for 192)

**HIGHEST RECEIVING AVERAGE, OPPONENT -- Season**  
 13.2 2000  
 12.7 2008, 2010  
 12.2 1996

**HIGHEST RECEIVING AVERAGE, OPPONENT -- Game**  
 20.4 11/16/97  
 vs. Tennessee (9 for 184)  
 19.4 11/15/98  
 vs. Tampa Bay (10 for 194)

**MOST 100-YARD RECEIVING GAMES BY AN INDIVIDUAL -- Season**  
 12 1999, 2000  
 9 1996

## PUNTING

**MOST PUNTS -- Season**  
 99 2011  
 95 2013  
 94 2014  
 92 2012

**MOST PUNTS -- Game**  
 11 9/8/13 vs. Kansas City  
 10 11/16/08 vs. Tennessee  
 9 9 times, last 10/21/12 at Oakland

**FEWEST PUNTS -- Season**  
 54 2007  
 57 2010  
 66 1997

**FEWEST PUNTS -- Game**  
 0 10/20/96 at St. Louis,  
 0 10/14/07 vs. Houston,  
 0 12/2/07 at Indianapolis,  
 0 9/19/10 at San Diego,  
 0 10/10/10 at Buffalo

**MOST PUNTING YARDS -- Season**  
 4,464 2014  
 4,353 2012  
 4,338 2013  
 4,147 2011

**MOST PUNTING YARDS -- Game**  
 556 9/8/13 vs. Kansas City (11 punts)  
 470 9/16/12 vs. Houston (9 punts)  
 422 10/16/05 at Pittsburgh (9 punts)  
 409 11/16/08 vs. Tennessee (10 punts)  
 406 12/24/11 at Tennessee (9 punts)

**FEWEST PUNTING YARDS -- Season**  
 2,249 2007  
 2,496 2010  
 2,853 2003

**FEWEST PUNTING YARDS -- Game**  
 0 10/20/96 at St. Louis (0 punts),  
 0 10/14/07 vs. Houston (0 punts),  
 0 12/2/07 at Indianapolis (0 punts),  
 0 9/19/10 at San Diego (0 punts),  
 0 10/10/10 at Buffalo (0 punts)

**MOST PUNTS, OPPONENT -- Season**  
 96 1999  
 90 2006, 2000  
 89 2011

**MOST PUNTS, OPPONENT -- Game**  
 12 12/3/00 vs. Cleveland  
 10 9/20/98 vs. Baltimore,  
 10 12/7/03 vs. Houston,  
 10 11/27/11 vs. Houston,  
 10 9/8/13 vs. Kansas City

**FEWEST PUNTS, OPPONENT -- Season**  
 61 1995  
 62 2009  
 64 2010

**FEWEST PUNTS, OPPONENT -- Game**  
 1 7 times, last 10/27/13 vs. S.F.

**MOST PUNTING YARDS, OPPONENT -- Season**  
 3,976 1999  
 3,852 2011  
 3,822 2000

**MOST PUNTING YARDS, OPPONENT -- Game**  
 517 12/3/00 vs. Cleveland (12 punts)  
 491 9/20/98 vs. Baltimore (10 punts)

**FEWEST PUNTING YARDS, OPPONENT -- Season**  
 2,518 2002  
 2,564 1995

**FEWEST PUNTING YARDS, OPPONENT -- Game**  
 28 12/17/95 at Detroit (1 punt)  
 29 10/15/95 vs. Chicago (1 punt)



# TEAM RECORDS / REGULAR SEASON



## PUNTING

### MOST PUNTS, BOTH TEAMS -- Season

188 2011 (Jaguars 99, Opp. 89)  
 174 1999 (Jaguars 78, Opp. 96)  
 171 2013 (Jaguars 95, Opp. 76)

### MOST PUNTS, BOTH TEAMS -- Game

21 9/8/13  
 Jaguars (11), vs. K.C. (10)  
 19 11/27/11,  
 Jaguars (9), vs. Hou. (10)  
 18 9/20/98,  
 Jaguars (8), vs. Bal. (10),  
 18 11/14/99,  
 Jaguars (9), vs. Bal. (9),  
 18 11/16/08,  
 Jaguars (10), vs. Ten. (8)

### FEWEST PUNTS, BOTH TEAMS -- Season

120 2007 (Jaguars 54, Opp. 66)  
 121 2010 (Jaguars 57, Opp. 64)  
 134 2008 (Jaguars 67, Opp. 67)  
 134 2009 (Jaguars 72, Opp. 62)

### FEWEST PUNTS, BOTH TEAMS -- Game

2 10/15/95, Jaguars (1), vs. Chi. (1),  
 2 10/14/07, Jaguars (0), vs. Hou. (2),  
 2 12/2/07, Jaguars (0), at Ind. (2),  
 2 9/19/10, Jaguars (0), at S.D. (2)

### HIGHEST PUNTING AVERAGE -- Season

47.5 2014 (94 punts)  
 47.3 2012 (92 punts)  
 45.7 2013 (95 punts)  
 45.0 1998 (85 punts)  
 44.9 1997 (66 punts)

### HIGHEST PUNTING AVERAGE -- Game (minimum 4 punts)

56.3 12/23/12 vs. New England (4 punts)  
 53.8 10/19/97 at Dallas (5 punts)  
 53.5 9/9/12 at Minnesota (4 punts),  
 53.5 9/23/12 at Indianapolis (6 punts)

### HIGHEST PUNTING AVERAGE, OPPONENT -- Season

47.5 2014 (75 punts)  
 46.0 2012 (68 punts)  
 44.9 2009 (62 punts)

### HIGHEST PUNTING AVERAGE, OPPONENT -- Game (minimum 4 punts)

57.5 11/4/01 at Tennessee (4 punts)  
 53.2 9/10/06 vs. Dallas (5 punts)  
 52.7 12/2/99 vs. Pittsburgh (6 punts)

## PUNT RETURNS

### MOST PUNT RETURNS -- Season

53 2005  
 46 2000  
 45 1998, 1999, 2006

### MOST PUNT RETURNS -- Game

7 12/3/00 vs. Cleveland,  
 7 11/13/05 vs. Baltimore,  
 7 12/18/05 vs. San Francisco

### MOST PUNT RETURN YARDS -- Season

581 1998  
 462 1999  
 415 2005

### MOST PUNT RETURN YARDS -- Game

134 9/13/98 vs. Kansas City  
 99 12/19/10 at Indianapolis  
 83 11/21/98 vs. New Orleans

### HIGHEST PUNT RETURN AVERAGE -- Season

12.9 1998 (45 for 581 yards)  
 11.4 1997 (36 for 412 yards)  
 11.1 2002 (28 for 311 yards),  
 11.1 2003 (34 for 376 yards)

### HIGHEST PUNT RETURN AVERAGE -- Game (minimum 4 returns)

24.8 12/19/10 at Ind. (4 for 99 yards)  
 20.5 9/24/95 vs. G.B. (4 for 82 yards)  
 17.5 10/6/96 at N.O. (4 for 70 yards)

### MOST PUNT RETURNS, OPPONENT -- Season

52 2014  
 48 2011  
 47 2013

### MOST PUNT RETURNS, OPPONENT -- Game

7 11/27/11 vs. Houston  
 7 9/8/13 vs. Kansas City  
 6 8 times, last 9/16/12 vs. Houston

### MOST PUNT RETURN YARDS, OPPONENT -- Season

495 2012  
 478 2000

### MOST PUNT RETURN YARDS, OPPONENT -- Game

199 11/14/04 vs. Detroit  
 160 12/30/12 at Tennessee  
 116 11/27/11 vs. Houston  
 104 11/26/06 at Buffalo

### HIGHEST PUNT RETURN AVERAGE, OPPONENT -- Season

12.6 2000 (38 for 478 yards)  
 12.4 2012 (40 for 495 yards)  
 11.8 2006 (29 for 343 yards)

### HIGHEST PUNT RETURN AVERAGE, OPPONENT -- Game (minimum 4 returns)

33.2 11/14/04 vs. Det. (6 for 199 yards)  
 18.8 10/16/05 at Pit. (5 for 94 yards)  
 17.4 9/23/01 vs. Ten. (5 for 87 yards)

## KICKOFF RETURNS

### MOST KICKOFF RETURNS -- Season

80 2010  
 74 1995, 2008  
 67 1996, 2003

### MOST KICKOFF RETURNS -- Game

9 12/17/95 at Detroit  
 8 11/12/95 vs. Seattle,  
 8 12/1/02 vs. Pittsburgh

### MOST KICKOFF RETURN YARDS -- Season

1,903 2010  
 1,678 2008  
 1,532 1995

### MOST KICKOFF RETURN YARDS -- Game

223 10/25/98 at Denver  
 209 12/17/95 at Detroit  
 198 12/26/99 at Tennessee

### HIGHEST KICKOFF RETURN AVERAGE -- Season

25.9 2013 (41 for 1,060 yards)  
 23.9 2005 (50 for 1,197 yards)  
 23.8 2010 (80 for 1,903 yards)  
 23.2 2006 (49 for 1,136 yards)  
 22.7 2007 (49 for 1,110 yards)  
 22.7 2008 (74 for 1,678 yards)

### HIGHEST KICKOFF RETURN AVERAGE -- Game (minimum 4 returns)

40.5 11/4/07 at N.O. (4 for 162 yards)  
 36.3 10/10/10 at Buffalo (4 for 145 yards)  
 36.0 11/17/13 vs. Ari. (4 for 144 yards)  
 33.5 10/6/96 at N.O. (4 for 134 yards)  
 32.6 12/12/10 vs. Oak. (5 for 163 yards)

### MOST TOUCHDOWNS, KICKOFF RETURN -- Game

1 12/3/95 at Denver,  
 1 12/7/97 vs. New England,  
 1 12/26/99 at Tennessee,  
 1 11/18/01 at Pittsburgh,  
 1 11/27/05 at Arizona,  
 1 12/10/06 vs. Indianapolis,  
 1 11/4/07 at New Orleans

### MOST KICKOFF RETURNS, OPPONENT -- Season

77 1997  
 76 1998

### MOST KICKOFF RETURNS, OPPONENT -- Game

9 9/10/00 at Baltimore,  
 9 12/3/00 vs. Cleveland,  
 9 12/10/00 vs. Arizona

### MOST KICKOFF RETURN YARDS, OPPONENT -- Season

1,858 1998  
 1,730 1997

### MOST KICKOFF RETURN YARDS, OPPONENT -- Game

234 12/30/07 at Houston  
 213 12/10/00 vs. Arizona  
 198 12/6/98 vs. Detroit

### HIGHEST KICKOFF RETURN AVERAGE, OPPONENT -- Season

25.9 2012 (39 for 1,009 yards)  
 24.4 1998 (76 for 1,858 yards)  
 24.3 2011 (26 for 632 yards)  
 23.7 1995 (54 for 1,278 yards)

### HIGHEST KICKOFF RETURN AVERAGE, OPPONENT -- Game (minimum 4 returns)

46.8 12/30/07 at HOU (5 for 234 yards)  
 39.4 9/6/98 at CHI (5 for 197 yards)  
 36.8 12/17/09 vs. IND (4 for 147 yards)

### MOST TOUCHDOWNS, KICKOFF RETURN, OPPONENT -- Game

2 12/30/07 at Houston  
 1 12/10/95 vs. Indianapolis,  
 1 9/6/98 at Chicago,  
 1 12/23/00 at New York Giants,  
 1 12/17/09 vs. Indianapolis

## INTERCEPTIONS

### MOST INTERCEPTIONS -- Season

20 2006, 2007  
 19 1999, 2005

### MOST INTERCEPTIONS -- Game

4 10/31/10 at Dallas  
 3 20 times, last 10/19/14 vs. CLE

### MOST INTERCEPTIONS, OPPONENT -- Season

21 2010,  
 21 2013  
 20 1996  
 18 2014  
 17 2003, 2012

### MOST INTERCEPTIONS, OPPONENT -- Game

5 10/20/96 at St. Louis  
 4 11/12/06 vs. Houston,  
 4 12/17/95 at Detroit,  
 4 9/19/10 at San Diego,  
 4 11/21/10 vs. Cleveland,  
 4 9/18/11 at N.Y. Jets

### MOST INTERCEPTION RETURN YARDS -- Season

330 1999  
 280 2006  
 237 2007

### MOST INTERCEPTION RETURN YARDS -- Game

110 11/5/06 vs. Tennessee (3 ints)  
 90 9/12/99 vs. San Francisco (3 ints)  
 88 9/21/08 at Indianapolis (2 ints)  
 72 10/5/08 vs. Pittsburgh (1 int)

### MOST INTERCEPTION RETURN YARDS, OPPONENT -- Season

400 2012  
 370 1996  
 355 2013  
 299 2001  
 263 2010

### MOST INTERCEPTION RETURN YARDS, OPPONENT -- Game

177 10/20/96 at St. Louis (5 ints)  
 153 12/17/06 at Tennessee (3 ints)  
 142 12/30/12 at Tennessee (3 ints)

### MOST INTERCEPTIONS RETURNED FOR A TOUCHDOWN -- Season

3 1999  
 2 2005, 2007, 2008

### MOST INTERCEPTIONS RETURNED FOR A TOUCHDOWN -- Game

1 13 times, last 12/28/14 at Hou.

### MOST INTERCEPTIONS RETURNED FOR A TOUCHDOWN, OPPONENT -- Season

5 2012  
 4 2014

### MOST INTERCEPTIONS RETURNED FOR A TOUCHDOWN, OPPONENT -- Game

2 12/17/06 at Tennessee,  
 2 11/22/98 at Pittsburgh,  
 2 10/7/12 vs. Chicago,  
 2 12/30/12 at Tennessee,  
 2 10/26/14 vs. Miami  
 1 In 20 games, last 10/5/14 vs. Pit.





# TEAM RECORDS / REGULAR SEASON



## PENALTIES

### MOST PENALTIES -- Season

127 1996  
121 1995, 1998, 2005

### MOST PENALTIES -- Game

17 9/22/96 at New England (OT)  
15 10/13/96 vs. New York Jets,  
15 10/2/05 vs. Denver

### FEWEST PENALTIES -- Season

70 2009  
73 2014  
76 2007

### FEWEST PENALTIES -- Game

0 12/1/02 vs. Pittsburgh  
1 5 times, last 12/27/09  
at New England

### MOST YARDS PENALIZED -- Season

1,006 1996, 2005  
955 2012

### MOST YARDS PENALIZED -- Game

148 9/22/96 at New England  
123 10/13/96 vs. New York Jets  
122 11/30/97 vs. Baltimore

### FEWEST YARDS PENALIZED -- Season

542 2009  
573 2014

### FEWEST YARDS PENALIZED -- Game

0 12/1/02 vs. Pittsburgh  
3 12/22/96 vs. Atlanta

### MOST PENALTIES, OPPONENT -- Season

130 2005  
118 2004

## PENALTIES

### MOST PENALTIES, OPPONENT -- Game

18 1/1/06 vs. Tennessee  
14 11/26/95 vs. Cincinnati  
14 12/5/13 vs. Houston  
13 12/12/04 vs. Chicago

### FEWEST PENALTIES, OPPONENT -- Season

64 2009  
80 2006, 2008  
82 2007

### FEWEST PENALTIES, OPPONENT -- Game

0 12/14/97 at Buffalo,  
0 12/24/11 at Tennessee  
1 7 times, last 12/22/13 vs. Ten.

### MOST YARDS PENALIZED, OPPONENT -- Season

1,055 2005  
966 2004

### MOST YARDS PENALIZED, OPPONENT -- Game

177 12/5/13 vs. Houston  
149 10/12/05 vs. Miami  
140 1/1/06 vs. Tennessee  
129 11/12/95 vs. Seattle

### FEWEST YARDS PENALIZED, OPPONENT -- Season

498 2009  
636 2007  
684 2006

### FEWEST YARDS PENALIZED, OPPONENT -- Game

0 12/14/97 at Buffalo  
0 12/24/11 at Tennessee  
4 12/22/13 vs. Tennessee  
5 11/29/09 at San Francisco

## SACKS

### MOST SACKS -- Season

57 1999  
48 1997  
47 2005

### MOST SACKS -- Game

9 11/7/99 at Atlanta  
7 9/16/07 vs. Atlanta  
7 11/9/08 at Detroit

### MOST SACKS, OPPONENT -- Season

71 2014  
63 2001

### MOST SACKS, OPPONENT -- Game

10 9/14/14 at Washington  
8 12/9/01 at Cincinnati,  
8 12/16/01 at Cleveland  
7 In 10 games, last 11/30/14 vs NYG

### MOST CONSECUTIVE GAMES WITH NO SACKS ALLOWED

2 12/9/07 vs. Carolina through  
12/16/07 at Pittsburgh







# OPPONENT RECORDS / REGULAR SEASON



## PASSING

### MOST YARDS PASSING

- 527 Matt Schaub, Hou. (11/18/12, 43 of 55)
- 445 Drew Brees, N.O. (11/4/07, 35 of 49)
- 440 Peyton Manning, Ind. (9/25/00, 23 of 36)
- 419 Carson Palmer, Ari. (11/17/13, 30 of 42)
- 379 Jon Kitna, Dal. (10/31/10, 34 of 49)
- 377 Philip Rivers, S.D. (9/28/14, 29 of 39)
- 370 Andrew Luck, Ind. (9/21/14, 31 of 39)
- 370 Brandon Weeden, Cle. (12/1/13, 24 of 40)

### MOST PASS ATTEMPTS

- 55 Matt Schaub, Hou. (11/18/12)
- 50 Vinny Testaverde, Bal. (11/24/96)
- 50 Rich Gannon, K.C. (11/9/97)
- 50 Shane Matthews, Was. (11/10/02)
- 50 Peyton Manning, Ind. (12/10/06)
- 49 Dan Marino, Miami (10/12/98)
- 49 Drew Brees, N.O. (11/4/07)
- 49 Jon Kitna, Dallas (10/31/10)

### MOST PASS COMPLETIONS

- 43 Matt Schaub, Hou. (11/18/12)
- 35 Drew Brees, N.O. (11/4/07)
- 34 Jon Kitna, Dallas (10/31/10)
- 33 Peyton Manning, Ind. (10/3/10)
- 31 Andrew Luck, Ind. (9/21/14)
- 31 Vinny Testaverde, Bal. (11/24/96)
- 31 Drew Brees, N.O. (10/2/11)

### MOST CONSECUTIVE PASS COMPLETIONS

- 17 Chad Henne, Miami (12/13/09)
- 15 Kurt Warner, Ari. (9/20/09)
- 14 Philip Rivers, S.D. (10/20/13)
- 14 Tom Brady, N.E. (12/27/09)
- 13 Peyton Manning, Ind. (12/17/09)
- 12 Andrew Luck, Ind. (9/21/14)
- 12 Vince Young, Ten. (11/1/09)
- 12 Kirk Cousins, Was. (9/14/14)

### MOST TOUCHDOWN PASSES

- 5 Steve McNair, Ten. (12/26/99)
- 5 Tony Banks, Bal. (9/10/00)
- 5 Matt Schaub, Hou. (11/18/12)
- 4 Andrew Luck, Ind. (9/12/14)
- 4 John Elway, Den. (12/3/95)
- 4 Peyton Manning, Ind. (9/25/00)
- 4 Peyton Manning, Ind. (12/2/07)
- 4 Matt Hasselbeck, Sea. (10/11/09)
- 4 Peyton Manning, Ind. (12/17/09)
- 4 Tom Brady, N.E. (12/27/09)
- 4 Russell Wilson, Sea. (9/22/13)

### MOST PASSES HAD INTERCEPTED

- 4 Jon Kitna, Dallas (10/31/10)
- 3 13 times, last JaMarcus Russell, Oakland (12/23/07)

### LONGEST PASS PLAYS

- 98t Ryan Fitzpatrick (Buffalo) to Terrell Owens (11/22/09)
- 95t Brandon Weeden (Cleveland) to Josh Gordon (12/1/13)
- 91t Carson Palmer (Arizona) to Michael Floyd
- 83t Jamie Martin (St. Louis) to Kevin Curtis (10/30/05)
- 80t Matt Hasselbeck (Tennessee) to Kenny Britt (9/11/11)
- 79t Trent Dilfer (Tampa Bay) to Reidel Anthony (11/15/98)
- 77t Brad Johnson (Washington) to Albert Connell (10/22/00)

## RUSHING/RECEIVING

### MOST RUSHING YARDS

- 228 Chris Johnson, Tennessee (11/1/09), 24 attempts
- 180 Arian Foster, Houston (1/2/10), 31 attempts
- 179 Steven Jackson, St. Louis (10/30/05), 25 attempts
- 176 Shawn Alexander, Seattle (10/7/01), 31 attempts
- 175 Chris Brown, Tennessee (9/9/07), 19 attempts

### MOST RUSHING ATTEMPTS

- 36 Terry Allen, Washington (9/28/97), 122 yards
- 33 Anthony Thomas, Chicago (1/6/02), 160 yards,
- 33 Larry Johnson, Kansas City (12/31/06), 138 yards,
- 33 Jerome Harrison, Cleveland (1/3/10), 127 yards,
- 33 Arian Foster, Houston (10/30/11), 112 yards

### MOST RUSHING TOUCHDOWNS

- 3 Terrell Davis, Denver (10/25/98),
- 3 Travis Henry, Buffalo (9/14/03),
- 3 Larry Johnson, K.C. (12/31/06),
- 3 Mikel Leshoure, Detroit (11/4/12)
- 3 Knowshon Moreno, Denver (10/13/13)

### LONGEST RUN FROM SCRIMMAGE

- 89t Chris Johnson, Tenn. (11/1/09)
- 86t Joey Galloway, Seattle (11/12/95)
- 76 Eddie George, Houston (9/8/96)

### LONGEST TD RUNS FROM SCRIMMAGE

- 89 Chris Johnson, Tenn. (11/1/09)
- 86 Joey Galloway, Seattle (11/12/95)
- 52 Chris Johnson, Tenn. (11/1/09)

### MOST RECEPTIONS

- 15 Reggie Wayne, IND (10/3/10)
- 14 Tim Brown, OAK (12/21/97),
- 14 David Boston, SD (10/5/03),
- 14 Andre Johnson, HOU (11/18/12)
- 13 Wes Welker, N.E. (12/27/09)
- 13 Andre Johnson, Hou. (12/5/13)

### MOST RECEIVING YARDS

- 273 Andre Johnson, Houston (11/18/12), 14 receptions
- 261 Josh Gordon, Cleveland (12/1/13), 10 receptions
- 211 Albert Connell, Washington (10/22/00), 7 receptions
- 197 Terrell Owens, Buffalo (11/22/09), 9 receptions
- 196 Yancey Thigpen, Pittsburgh (10/26/97), 11 receptions,
- 196 Reggie Wayne, Indianapolis (10/3/10), 15 receptions
- 193 Amani Toomer, N.Y. Giants (12/23/00)
- 193 Michael Floyd, Arizona (11/17/13), 6 receptions

### MOST RECEIVING TOUCHDOWNS

- 3 Curtis Conway, CHI (10/15/95),
- 3 Carl Pickens, CIN (12/1/96),
- 3 Irving Fryar, PHI (10/12/97),
- 3 Albert Connell, Was. (10/22/00),
- 3 Santana Moss, Was. (10/1/06),
- 3 Randy Moss, N.E. (12/27/09)

### LONGEST RECEPTIONS

- 98t Terrell Owens (Buffalo) from Ryan Fitzpatrick (11/22/09)
- 95t Brandon Weeden (Cleveland) to Josh Gordon (12/1/13)
- 91t Carson Palmer (Arizona) to Michael Floyd
- 83t Kevin Curtis (St. Louis) from Jamie Martin (10/30/05)
- 80t Kenny Britt (Tennessee) from Matt Hasselbeck (9/11/11)
- 79t Reidel Anthony (Tampa Bay) from Trent Dilfer (11/15/98)
- 77t Albert Connell (Washington) from Brad Johnson (10/22/00)
- 76t Marvin Harrison (Indianapolis) from Peyton Manning (9/25/00)
- 73t T.Y. Hilton (Indianapolis) from Andrew Luck (11/23/14)

## YARDAGE/PUNTING

### ALL PURPOSE YARDS

- (*rushing, receiving and returns*)
- 273 Andre Johnson, Hou. (11/18/12), 0 rushing, 273 receiving, 0 returns
- 269 Reidel Anthony, T.B. (11/15/98), 0 rush, 126 receiving, 143 returns
- 261 Josh Gordon, Cle. (12/1/13) 0 rush, 261 receiving, 0 returns
- 257 Eddie Drummond, Det. (11/14/04), 0 rushing, 0 receiving, 257 returns
- 254 Andre Davis, Hou. (12/30/07), 0 rushing, 20 receiving, 234 returns

### YARDS FROM SCRIMMAGE

- (*rushing and receiving*)
- 273 Andre Johnson, HOU (11/18/12), 0 rushing, 273 receiving
- 261 Josh Gordon, Cle. (12/1/13) 0 rush, 261 receiving, 0 returns
- 239 Chris Johnson, TEN (11/1/09), 228 rushing, 11 receiving
- 212 Terrell Davis, DEN (10/25/98), 136 rushing, 76 receiving
- 211 Albert Connell, WAS (10/22/00), 0 rushing, 211 receiving
- 209 Eddie George, TEN (10/16/00), 167 rushing, 42 receiving
- 209 Darren McFadden, OAK (12/12/10), 123 rushing, 86 receiving

### MOST PUNTS

- 12 Chris Gardocki, Cleveland, (12/3/00), 517 yards
- 10 Kyle Richardson, Baltimore, (9/20/98), 491 yards,
- 10 Chad Stanley, Houston, (12/7/03), 419 yards,
- 10 Brett Hartmann, Houston, (11/27/11), 436 yards

### HIGHEST GROSS PUNTING AVERAGE

- (*minimum 4 punts*)
- 57.5 Craig Hentrich, Ten. (11/4/01), 4 punts
- 53.2 Mat McBriar, Dallas (9/10/06), 5 punts
- 52.7 Josh Miller, Pittsburgh (12/2/99), 6 punts

### LONGEST PUNTS

- 80 Brian Moorman, Buf. (9/12/04), net 68
- 75 Josh Miller, Pittsburgh (12/2/99), net 55,
- 75 Kyle Larson, Cincinnati (10/9/05) net 75
- 73 Craig Hentrich, Ten. (11/5/06), net 73

### MOST PUNTS INSIDE THE 20

- 5 Rich Camarillo, Hou. (9/3/95), 9 punts,
- 5 Josh Miller, Pit. (11/18/01), 8 punts,
- 5 Chris Gardocki, Pit. (9/18/06), 8 punts
- 5 Dustin Colquitt, K.C. (9/8/13), 9 punts

## RETURNS

### MOST PUNT RETURNS

- 7 Jacoby Jones, HOU (11/27/11)
- 7 Dexter McCluster, K.C. (9/8/13)
- 6 Winslow Oliver, CAR (9/29/96),
- 6 Andre Hastings, PIT (11/17/96),
- 6 Craig Yeast, CIN (9/17/00),
- 6 Steve Smith, CAR (9/7/03),
- 6 Eddie Drummond, DET (11/14/04),
- 6 Marc Mariani, TEN (12/24/11),
- 6 Trindon Holliday, HOU (9/16/12)

### MOST PUNT RETURN YARDS

- 199 Eddie Drummond, DET (11/14/04), 6 returns
- 160 Darius Reynaud, TEN (12/30/12), 3 returns
- 116 Jacoby Jones, HOU (11/27/11), 7 returns
- 104 Roscoe Parrish, BUF (11/26/06), 2 returns

### LONGEST PUNT RETURNS

- 83t Eddie Drummond, DET (11/14/04)
- 82t Peter Warrick, CIN (12/17/00),
- 82t Terrence Wilkins, IND (9/24/06),
- 82t Roscoe Parrish, BUF (11/26/06)

### HIGHEST PUNT RETURN AVERAGE

- (*minimum 3 returns*)
- 53.3 Darius Reynaud, TEN (12/30/12), 3 for 160 yards
- 33.2 Eddie Drummond, DET (11/14/04), 6 for 199 yards
- 29.0 Peter Warrick, CIN (12/17/00), 3 for 87 yards

### MOST FAIR CATCHES

- 7 Chris Carr, TEN (11/16/08)
- 3 7 times, last Davone Bess, CLE (12/1/13)

### MOST KICKOFF RETURNS

- 8 MarTay Jenkins, ARI (12/10/00), 193 yards,
- 8 Nate Jacquet, MIN (12/23/01), 155 yards,
- 8 Justin Miller, N.Y. Jets (10/8/06), 172 yards

### MOST KICKOFF RETURN YARDS

- 234 Andre Davis, HOU (12/30/07), 5 returns
- 197 Glyn Milburn, CHI (9/6/98), 5 returns
- 196 Adam Jones, TEN (11/20/05), 6 returns

### MOST KICKOFF RETURN TOUCHDOWNS

- 2 Andre Davis, HOU (12/30/07), 97 and 104 yards
- 1 Aaron Bailey, IND (12/10/95), 95 yards,
- 1 Glyn Milburn, CHI (9/6/98), 88 yards,
- 1 Jason Sehorn, NYG (12/23/00), 38 yards (onside kick),
- 1 Chad Simpson, IND (12/17/09), 93 yards

### LONGEST KICKOFF RETURNS

- 104t Andre Davis, HOU (12/30/07)
- 97t Andre Davis, HOU (12/30/07)
- 95t Aaron Bailey, IND (12/10/95)

### HIGHEST KICKOFF RETURN AVERAGE

- (*minimum 3 returns*)
- 46.8 Andre Davis, HOU (12/30/07), 5 for 234 yards
- 43.3 Corey Harris, BAL (11/28/99), 3 for 130 yards
- 39.4 Glyn Milburn, CHI (9/6/98), 5 for 197 yards





# OPPONENT RECORDS / REGULAR SEASON



## DEFENSE

### MOST INTERCEPTIONS

- 3 Samari Rolle, TEN (12/26/99)
- 2 16 times, last Tashaun Gipson, CLE (10/19/14)

### MOST INTERCEPTION RETURN YARDS

- 130 Dewayne Washington, Pit. (11/22/98)
- 109 Zach Brown, Tenn. (12/30/12)
- 106 Anthony Parker, St. Louis (10/20/96)

### LONGEST INTERCEPTION RETURN

- 97t Anthony Henry, Cleveland (12/16/01)
- 92t Anthony Parker, St. Louis (10/20/96)
- 83t Adam Jones, Tennessee (12/17/06)
- 82t Matt Giordano, St. Louis (10/6/12)

### INTERCEPTIONS RETURNED FOR A TD

- 2 Dewayne Washington, Pit. (11/22/98)
- 2 Zach Brown, Tenn. (12/30/12)

### MOST SACKS

- 4.0 Ryan Kerrigan, WAS (9/14/14)
- 4.0 Connor Barwin, HOU (11/27/11)
- 3.5 John Abraham, ATL (12/15/11)
- 3.0 16 times, last J.J. Watt, HOU (12/28/14)

## DEFENSE

### MOST TACKLES

- 17 Stephen Tulloch, TEN (12/5/10)
- 15 Keith Brooking, ATL (12/28/03),
- 15 Jonathan Joseph, CIN (11/2/08),
- 15 Jerod Mayo, N.E. (12/27/09)

### MOST FORCED FUMBLES

- 2 8 times, last John Abraham, Atlanta (12/15/11)

### MOST FUMBLE RECOVERIES

- 2 Bobby Houston, NYJ (9/17/95),
- 2 Samari Rolle, TEN (9/23/01),
- 2 Kimo von Oelhoffen, PIT (11/18/01),
- 2 Ray Lewis, BAL (12/28/08)

## SCORING

### POINTS

- 19 Jeff Reed, Pittsburgh (12/1/02),
- 6 FGs, 1 PAT
- 18 11 times, last Knowshon Moreno, Denver (10/13/13), 3 TDs

### TOUCHDOWNS

- 3 13 times, last Knowshon Moreno, Denver (10/13/13), 3 rush

## KICKING

### FIELD GOALS

- 6 Jeff Reed, Pittsburgh (12/1/02)
- 5 Adam Vinatieri, N.E. (9/22/96) (OT),
- 5 Matt Stover, Baltimore (10/8/00)

### EXTRA POINTS

- 6 Todd Peterson, Seattle (11/12/95),
- 6 Kris Brown, Houston (12/30/07)
- 6 Phil Dawson, San Francisco (10/27/13)
- 6 Steven Hauschka, Seattle (9/22/13)

### LONGEST FIELD GOALS

- \*63 Jason Elam, Denver (10/25/98)
- \*Tied NFL Record
- 55 Blair Walsh, Min. (9/9/12)
- 54 Ryan Longwell, Min. (11/23/08)
- 53 Al Del Greco, Houston (10/1/95),
- 53 Gary Anderson, Min. (12/20/98),
- 53 Neil Rackers, Houston (11/27/11)

### MOST BLOCKED KICKS (FGs, PATs)

- 1 13 times, last Bernard Pollard, Tennessee (12/22/13), PAT





# YEAR-BY-YEAR STATISTICS




## YEAR-BY-YEAR OFFENSIVE STATISTICS

YEAR	FIRST DOWN				3RD DOWN	TOTAL YARDS	OFFENSE				RUSHING				PASSING		PUNT AVG.	PENALTY YARDS	FUM.		TD	Rn/Ps/Rt	FGs	T.O.P.
	TOT	RUN	PASS	PEN			PLAYS	AVG.	YARDS	ATT.	AVG.	NET	SACKS	GROSS	ATT./CMP./INT.	AVG.			PTS.	LOST				
1995	283	100	154	29	74/205	4,495	962	4.7	1,705	410	4.2	2,790	57-354	3,144	495/275/15	82-43.8	121-970	23-13	275	31	9/19/3	20/27	28:37	
1996	325	90	208	27	87/208	5,760	1,038	5.5	1,650	431	3.8	4,110	50-257	4,367	557/353/20	69-43.7	127-1,006	29-10	325	33	13/19/1	30/36	31:18	
1997	308	103	187	18	82/209	5,424	998	5.4	1,720	454	3.8	3,704	40-218	3,922	504/313/9	66-44.9	110-914	17-11	394	43	20/20/3	31/36	29:40	
1998	287	111	153	23	94/220	5,214	989	5.3	2,102	487	4.3	3,112	39-231	3,343	463/269/12	85-45.0	121-898	18-8	392	47	19/24/4	21/26	28:59	
1999	331	116	194	21	92/230	5,586	1,085	5.1	2,091	514	4.1	3,495	36-221	3,716	535/320/11	78-41.8	90-755	18-7	396	42	20/16/6	31/38	31:57	
2000	318	109	193	16	100/235	5,690	1,080	5.3	2,032	481	4.2	3,658	54-289	3,947	545/333/15	79-41.9	95-703	27-14	367	40	18/22/0	29/33	31:32	
2001	289	85	181	23	70/198	4,840	969	5.0	1,600	372	4.3	3,240	63-430	3,670	534/321/14	82-43.6	97-710	29-13	294	34	11/20/3	18/28	28:01	
2002	275	105	156	14	71/207	4,851	959	5.1	2,089	455	4.6	2,762	42-257	3,019	462/268/9	81-44.2	89-685	12-6	328	38	19/18/1	19/27	28:39	
2003	305	118	163	24	80/216	5,358	1,024	5.2	2,073	481	4.3	3,285	28-136	3,421	515/303/17	69-41.3	108-895	27-14	276	31	13/17/1	20-33	30:09	
2004	279	88	161	30	80/217	5,009	991	5.1	1,850	446	4.2	3,159	32-156	3,315	513/305/11	84-42.8	109-940	23-11	261	26	9/17/0	24-31	30:28	
2005	301	97	170	34	93/225	5,149	1,021	5.0	1,959	502	3.9	3,190	32-162	3,352	487/283/6	83-42.4	121-1,006	27-11	361	42	18/21/3	23/30	31:33	
2006	293	127	147	19	85/217	5,423	989	5.5	2,541	513	5.0	2,882	30-178	3,060	446/266/14	73-40.0	97-806	16-9	371	42	23/17/2	26/32	32:11	
2007	328	127	180	21	100/219	5,719	1,022	5.6	2,391	522	4.6	3,328	31-167	3,495	469/288/8	54-41.6	76-594	18-13	411	50	18/28/4	21/24	32:08	
2008	312	107	183	22	87/213	5,106	1,005	5.1	1,774	426	4.2	3,332	42-288	3,620	537/335/13	67-43.3	104-813	23-11	302	35	17/15/3	19/25	31:22	
2009	300	114	170	16	102/226	5,385	1,010	5.3	2,029	447	4.5	3,356	44-243	3,599	519/315/10	72-41.9	70-542	26-13	290	34	19/15/0	18/28	30:08	
2010	330	148	161	21	81/203	5,460	1,019	5.4	2,395	512	4.7	3,065	38-291	3,356	469/291/21	57-43.8	83-675	23-12	353	41	14/26/1	22/28	31:43	
2011	251	103	122	26	81/241	4,149	1,002	4.1	1,970	489	4.0	2,179	44-331	2,510	469/240/15	99-41.9	77-680	27-8	243	25	9/12/4	23/25	30:02	
2012	269	76	157	36	64/216	4,788	994	4.8	1,369	358	3.8	3,419	50-327	3,746	586/328/17	92-47.3	101-955	20-9	255	26	5/20/1	25/28	27:29	
2013	271	71	176	24	70/225	4,701	1,020	4.6	1,260	378	3.3	3,441	50-310	3,751	592/349/21	95-45.7	96-797	18-6	247	25	7/16/2	23/25	27:22	
2014	271	86	154	31	69/216	4,634	988	4.7	1,633	360	4.5	3,001	71-450	3,451	557/325/18	96-46.5	73-573	15-8	249	27	9/15/3	20/26	27:11	

## YEAR-BY-YEAR DEFENSIVE STATISTICS

YEAR	FIRST DOWN				3RD DOWN	TOTAL YARDS	OFFENSE				RUSHING				PASSING		PUNT AVG.	PENALTY YARDS	FUM.		TD	Rn/Ps/Rt	FGs	T.O.P.
	TOT	RUN	PASS	PEN			PLAYS	AVG.	YARDS	ATT.	AVG.	NET	SACKS	GROSS	ATT./CMP./INT.	AVG.			PTS.	LOST				
1995	320	121	177	22	107/222	5,515	1,030	5.4	2,003	504	4.0	3,512	17-72	3,584	509/304/13	61-42.0	102-958	22-11	404	46	17/28/1	27/31	31:23	
1996	316	110	181	25	93/211	5,095	993	5.1	1,781	447	4.0	3,314	37-237	3,551	509/291/13	71-42.0	97-800	26-14	335	37	9/24/4	26/34	28:42	
1997	318	107	190	21	102/226	5,238	1,035	5.1	1,734	455	3.8	3,504	48-331	3,835	532/320/14	73-41.9	90-800	26-15	318	39	12/24/3	17/25	30:20	
1998	309	108	178	23	81/222	5,559	1,057	5.3	2,000	450	4.4	3,559	30-209	3,768	577/325/13	78-43.5	109-953	25-17	338	36	9/23/4	30/35	31:01	
1999	248	72	159	17	72/215	4,334	951	4.6	1,444	373	3.9	2,890	57-373	3,263	521/291/19	96-41.4	93-728	31-11	217	24	6/18/0	17/18	28:03	
2000	252	85	144	23	74/203	4,845	934	5.2	1,685	436	3.9	3,160	40-247	3,407	458/258/12	90-42.5	96-814	26-18	327	39	14/23/2	17/24	28:28	
2001	300	89	193	18	87/227	5,070	1,056	4.8	1,611	469	3.4	3,459	43-298	3,757	544/354/12	83-40.5	96-834	28-12	286	30	15/13/2	26/35	31:59	
2002	324	112	188	24	83-212	5,335	1,042	5.1	2,071	487	4.3	3,264	36-224	3,488	519/314/14	65-38.7	96-717	20-13	315	35	14/19/2	23/34	31:21	
2003	276	84	172	20	92-218	4,657	976	4.8	1,406	442	3.2	3,251	24-134	3,385	510/303/15	75-41.0	103-881	26-12	311	37	13/22/2	24/27	29:51	
2004	290	83	181	26	84/205	5,134	972	5.3	1,777	438	4.1	3,357	37-217	3,574	497/306/16	74-44.1	118-966	30-12	280	31	7/18/6	21-28	29:32	
2005	273	79	158	36	67/205	4,655	963	4.8	1,709	434	3.9	2,946	47-277	3,223	482/285/19	88-42.8	130-1,055	21-9	269	30	4/22/4	20/27	28:27	
2006	259	94	143	22	83/227	4,538	978	4.6	1,460	420	3.5	3,078	35-200	3,278	523/294/20	90-41.4	80-684	12-4	274	32	14/12/6	17/24	27:49	
2007	286	92	181	13	80/201	5,021	970	5.2	1,605	390	4.1	3,416	37-244	3,660	543/319/20	66-43.5	82-636	20-10	304	35	12/20/3	18/23	27:52	
2008	289	98	166	25	82/200	5,295	922	5.7	1,709	428	4.0	3,586	29-191	3,777	465/297/13	67-43.0	80-691	15-4	367	41	14/25/2	27/30	28:38	
2009	307	100	191	16	94/209	5,637	982	5.7	1,863	458	4.1	3,774	14-79	3,853	510/345/15	62-44.9	64-498	22-10	380	44	12/28/4	24/28	29:52	
2010	316	98	197	21	78/189	5,949	948	6.3	1,945	416	4.7	4,004	26-189	4,193	506/329/13	64-42.4	85-748	12-5	419	50	19/28/3	23/25	28:17	
2011	268	73	175	20	79/218	5,008	979	5.1	1,667	435	3.8	3,341	31-213	3,554	513/326/17	89-43.3	105-895	21-11	329	37	14/21/2	22/29	29:58	
2012	364	133	194	37	89/215	6,088	1,100	5.5	2,256	545	4.1	3,832	20-128	3,960	535/341/12	68-46.0	101-820	17-11	444	48	19/21/8	36/43	32:31	
2013	353	121	200	32	96/226	6,070	1,089	5.6	2,108	507	4.2	3,962	31-225	4,187	551/354/11	76-43.0	87-729	27-10	449	53	20/29/4	26/29	32:38	
2014	330	107	200	23	101/236	5,932	1,085	5.5	2,033	499	4.1	3,899	45-275	4,174	541/355/6	75-47.5	115-886	22-14	412	45	15/24/6	31/35	32:49	







# MEDIA INFORMATION



## RADIO BROADCASTERS

After a successful inaugural campaign in 2014, Jaguars games and official team radio programming returns in 2015 on 1010 XL AM and 92.5 FM, the team's flagship radio partner. In addition, the games will be simulcast on 99.9 Gator Country. Jaguars broadcasts feature play-by-play announcer **Frank Frangie**, who joins **Jeff Lageman** and **Tony Boselli** in the booth, and field reporter **Rick Ballou**.

A veteran broadcaster, Frangie has been and will continue to be an on-air talk show host at 1010 XL. He has called a full schedule of college football games for the past eight seasons for Touchdown Radio. Frangie is in his 27th consecutive year as a talk show host in Jacksonville, almost all of them in afternoon drive time. He is a Jacksonville native and a 1980 graduate of the University of Florida.

Lageman is in his 13th year as the Jaguars' radio analyst. Prior to that, he served four seasons as the analyst for Jaguars preseason TV broadcasts. Lageman is also co-host of "Jaguars All Access" on WJXT-TV in addition to co-hosting "The Gus Bradley Show" on radio and TV and "Jaguars Thursday" on 1010 XL. Lageman played defensive end for the Jaguars from 1995-98 and 10 seasons in the NFL after being drafted 14th overall in the 1989 draft.

Boselli served as color analyst for the Jaguars' preseason TV broadcasts for seven years prior to joining the radio broadcast booth in 2013. He has also been a regular analyst for NFL games broadcast nationally on Westwood One the past five seasons. Boselli is a co-host of "Jaguars Monday" and "Jaguars Thursday" on 1010 XL. He was the second overall selection in the 1995 draft – the first in Jaguars history – and was a five-time Pro Bowl selection.

Ballou has been paired with Frangie for their afternoon talk show for the past six and-a-half years on 1010 XL. Ballou is a Florida State graduate and has been in sports radio for 21 years, including seven at Sporting News Radio in Chicago. He also previously worked for PGA Tour Communications.

99.9 Gator Country serves as a promotional partner for the Jaguars and simulcasts Jaguars game broadcasts as part of a six-hour window on every Jaguars game day. The six-hour window accommodates pregame and postgame shows in addition to the game broadcast.

**J.P. Shadrick** co-hosts game day studio coverage along with **Mike Dempsey** for the Jaguars Radio Network. The game day coverage includes the Publix Tailgate Show, Countdown to Kickoff, Jaguars Postgame and The Scoreboard Show. Shadrick also hosts "Jaguars Monday" and "Jaguars Thursday" on 1010 XL.



From left-right: Frank Frangie, Rick Ballou, Jeff Lageman, Tony Boselli

### 2015 RADIO AFFILIATES (16):

**WJXL 1010 AM/92.5 FM Jacksonville (flagship)**

STATION	CITY	AM/FM	STATION	CITY	AM/FM
WGNE	Jacksonville	99.9 FM	WNZF	Palm Coast	1550 AM
WFOY	St. Augustine	102.1 FM	WSEG	Savannah, GA	1400 AM
WRUF	Gainesville	850 AM	WHFX	Brunswick, GA	107.7 FM
WCFB	Orlando	94.5 FM	WIFO	Jesup, GA	105.5 FM
WPSL	Port St. Lucie	1590 AM	WJEM	Valdosta, GA	1150 AM
WHOG	Daytona Beach	95.7 FM	WKBX	Kingsland, GA	106.3 FM
WJHC	Jasper	107.5 FM	WZBX	Statesboro, GA	106.5 FM

## PRESEASON TELEVISION

Jaguars TV programming, which includes preseason game broadcasts and ancillary programs, returns in 2015 to WJXT-TV Channel 4 for the second straight year. WJXT was previously the Jaguars' local television partner in 2001-02.

Veteran sports personality **Sam Kouvaris** of Channel 4 calls the play-by-play for the preseason games alongside former Jaguars quarterback **Mark Brunell**. Rounding out the broadcast team is **Nikki Kimbleton** serving as field reporter for the preseason games.

Kouvaris, who called Jaguars preseason games in 2001 and 2002, also serves as co-host of "Jaguars All Access" and "The Gus Bradley Show" each week during the season on WJXT. He has play-by-play experience and has called events for CBS, NBC, ABC and ESPN. Kouvaris has been at WJXT since 1981 and has been sports director/managing editor since 2000.

Brunell, a 19-year NFL veteran who played for the Jaguars from 1995-2003, assumed the role of color analyst for the Jaguars' preseason games in 2013. In addition to calling Jaguars preseason games, he serves as an on-air talent on various NFL-themed shows on ESPN. Brunell, who still holds many of the franchise's passing records, is also the head football coach at Episcopal School of Jacksonville.

Kimbleton is an anchor and consumer reporter for Channel 4's The Morning Show. Before coming home to Channel 4, she was the morning anchor for WNCT in Greenville, N.C. She also spent six years as a reporter and anchor with Birmingham's Fox-owned and operated station, WBRC.



**SAM KOUVARIS**  
Play-by-Play Announcer



**MARK BRUNELL**  
Color Analyst



**NIKKI KIMBLETON**  
Field Reporter

### 2015 PRESEASON TELEVISION AFFILIATES (10):

STATION	CITY
<b>WJXT 4</b>	<b>Jacksonville (flagship)</b>
WKMG CBS-6	Orlando
WCTV CBS-6	Tallahassee
WNBW NBC-9	Gainesville
WJHG NBC-7	Panama City
WSAV NBC-3	Savannah, Ga.
WJTC UTV-44	Mobile, Ala./Pensacola
WTAT FOX-24	Charleston, S.C.
WSWG CBS-44	Albany, Ga.
WTWY Mynet-4	Dothan, Ala.

## 2015 WEEKLY BROADCAST LINEUP

DAY	SHOW NAME	SHOW HOSTS	TIME	STATION
<b>Monday</b>	Jaguars Monday presented by Kangaroo	J.P. Shadrick, Tony Boselli, Pete Prisco	6-8 p.m.	1010 XL, 92.5
<b>Thursday</b>	Jaguars All Access	Sam Kouvaris, Jeff Lageman and a player guest	7-7:30 p.m.	WJXT-TV
	The Gus Bradley Show	Gus Bradley, Jeff Lageman	6-7 p.m.	1010 XL, 92.5
<b>Saturday</b>	Jaguars Thursday presented by Kangaroo	J.P. Shadrick, Jeff Lageman, Tony Boselli	7-8 p.m.	1010 XL, 92.5
	Gus Bradley Show presented by Ashley Furniture HomeStore	Gus Bradley, Jeff Lageman, Sam Kouvaris	10:30-11 p.m.	WJXT-TV
<b>Game day</b>	Publix Tailgate Show	J.P. Shadrick, Mike Dempsey, others	3 hours before game	1010 XL, 92.5
	Gus Bradley Show presented by Ashley Furniture HomeStore	Gus Bradley, Jeff Lageman, Sam Kouvaris	11-11:30 a.m.	WJXT-TV
	EverBank Pregame Show	Sam Kouvaris, Jeff Lageman	11:30-12:00 noon	WJXT-TV
	Countdown to Kickoff	J.P. Shadrick, Mike Dempsey, others	1 hour before game	1010 XL, 92.5, 99.9
	Jaguars Game Day	Frank Frangie, Jeff Lageman, Tony Boselli, Rick Ballou		1010 XL, 92.5, 99.9
	Jaguars Postgame	J.P. Shadrick, Mike Dempsey, Jeff Lageman, Fred Taylor	Postgame	1010 XL, 92.5, 99.9
	Scoreboard Show	J.P. Shadrick, Mike Dempsey	1 hour after game ends	1010 XL, 92.5



# THE PRIDE OF THE JAGUARS



The Pride of the Jaguars was created in 2006 as a visible way to recognize those who have had the greatest impact in the team's history. The members are:

- Tony Boselli, OT, 1995-2001; inducted in 2006
- Wayne and Delores Weaver, co-owners, 1995-2011; inducted in 2011
- Fred Taylor, RB, 1998-2008; inducted in 2012
- Mark Brunell, QB, 1995-2003; inducted in 2013

The Pride of the Jaguars is located on the fascia of the west upper deck at Everbank Field.

## TONY BOSELLI (1995-2001)

Tony Boselli, the Jacksonville Jaguars' first-ever college draft choice, was the first member of the Jaguars franchise to be honored in The Pride of the Jaguars on October 8, 2006.

"Tony Boselli was the original Jaguar, and we are excited to recognize him," said Jaguars former owner Wayne Weaver. "We are proud of Tony's contributions on the field for this organization, and we're proud of his contributions off the field for this community. We welcome the opportunity to have Jaguars fans thank Tony for what he has meant to Jacksonville and the Jaguars."

"The seven years I spent in Jacksonville as a member of the Jaguars team were truly memorable. I also would like to thank all the Jaguars fans who made us feel so welcome when we first arrived in Jacksonville, and now that we have returned," Boselli said.

Boselli was the second player drafted overall in the 1995 college draft following an All-America career at Southern California. He started a then-team-record 90 of the 91 Jaguars games in which he played from 1995-2001 and was named to the Pro Bowl five times.

Widely considered the best offensive tackle in the game, Boselli allowed only 15.5 sacks in seven seasons and was named second team on the NFL All-Decade Team for the 1990s.



## FRED TAYLOR (1998-2008)

Fred Taylor became the fourth inductee into the Pride of the Jaguars on September 30, 2012. Taylor was the second player, joining teammate Tony Boselli, whom he played with for his first four seasons with the Jaguars. Taylor, who started 136 of 140 games, is one of three players along with Brad Meester and Jimmy Smith to play for 11 or more seasons with the Jaguars.

Taylor ranks fourth in franchise history in scoring with 424 points (70 TDs, two 2-point conversions) and broke the rookie scoring record with 102 points (17 TDs) during the 1998 season. He is the only Jaguars rookie to rush for 1,000 yards (1,223). His 17 TDs (14 rushing and three receiving) as a rookie still sit atop the Jaguars single-season TD mark. Taylor, the Jaguars career-rushing leader with 11,271 yards, leads second-ranked Maurice Jones-Drew (8,071 career rushing yards) by 3,200 yards. Taylor holds five of the top eight single-season rushing totals in team history, with a team-record 1,572 yards on 345 carries (4.56 yards per rush avg.) in the 2003 season. Taylor's 234 rushing yards against Pittsburgh on November 19, 2000 are a Jaguars single-game high. Taylor rushed for 100+ yards on 48 occasions for the Jaguars, yet another team record.

While Taylor ranks among the best in nearly every Jaguars rushing statistic, he also sits at fifth in career receptions (286) and sixth in receiving yards (2,361). Taylor played for 11 seasons as a Jaguar, after being drafted ninth overall in the 1998 NFL Draft. After two seasons with New England, Taylor returned to Jacksonville to retire in a ceremony at EverBank Field on September 2, 2011.

Jaguars Owner Shad Khan acknowledged Taylor's place amongst elite company, stating, "Fred has earned his place in the Pride of the Jaguars, both with his record-setting performances on the field as well as with his involvement in the Jacksonville community throughout his career."



## WAYNE & DELORES WEAVER (1993-2011)

Wayne and Delores Weaver were inducted into the Pride of the Jaguars at halftime of their final game as owners of the team on January 1, 2012, becoming only the second and third inductees.

Three days later their ownership of the Jaguars was transferred to Shahid Khan, ending an ownership run that began when the franchise was awarded on November 30, 1993.

During the 17 seasons of the Weavers' ownership the Jaguars were 138-134 in the regular season and 142-140 including postseason, with six playoff berths and two division titles. The Weavers were on hand for every game during that span - 352 total including 69 preseason, 272 regular season and 11 postseason games - and twenty Jaguars players were named to the Pro Bowl.

From 1995-2011 the Weavers, through the Weaver Family Foundation, contributed more than \$22.6 million to Jacksonville agencies and organizations. The Jaguars Foundation also awarded more than \$14.8 million in grants to area non-profit agencies during that time.

Wayne Weaver served on four NFL committees: Business Ventures, Investment, Finance and Compensation. Delores Weaver also served on two committees: NFL Charities and NFL Giving.



## MARK BRUNELL (1995-2003)

Former quarterback Mark Brunell became the fifth member inducted into the Pride of the Jaguars on Dec. 15, 2013. Owner of nearly every Jaguars passing record, Brunell is one of 13 players in Jaguars history to play nine seasons or more. He started 117 of his 120 games played and completed 2,184 of 3,616 passes for 25,698 yards with 144 touchdowns and 86 interceptions - all still ranking as Jaguars career records. Brunell's 4,367 passing yards in 1996 led the NFL, he was voted to the AFC Pro Bowl squad three times and was named the game's MVP in 1997.

"I am truly honored and grateful for this recognition," Brunell said. "I cherish my memories of playing here in Jacksonville because in many ways those were the best years of my career. My family and I have returned to make Jacksonville our home, and we will continue to be part of this community and part of the Jaguars organization. I'm thrilled to join my teammates, Tony and Fred, and the Weavers in the Pride of the Jaguars."

"Mark Brunell epitomized the Jaguars in their early years, and he was one of the main reasons for their success during that time," Jaguars owner Shahid Khan said. "I personally recall how the Jaguars captured the imagination of NFL fans throughout the nation in those days and Mark Brunell was always in the highlights. Now that I have been here, I have gotten to see that this great quarterback is also a great person. Mark is a big part of the Jaguars family and the Jacksonville community, and it gives me great pride to join our fans in recognizing Mark and honoring him for his contributions to Jaguars history."

Brunell was the first player acquired by the Jaguars in a trade, joining the team on April 22, 1995 from the Green Bay Packers. He was the Jaguars' starting quarterback from 1995 through 2003, posting a winning record as a starter and leading the team to four playoff berths, eight postseason games and two AFC Championship games.







# JAGUARS SPECIAL PROGRAMS / FACILITIES



## JUNIOR JAGS



Junior Jags, the official kids club of the Jacksonville Jaguars, is designed exclusively for fans 4-12 years of age. The annual membership includes a personalized membership kit featuring an official Junior Jags t-shirt, hat, lanyard, membership certificate and membership card. Members also receive invitations to exclusive members-only events, contests, monthly e-newsletters jam-packed with Jaguars fun facts, access to special offers from participating team partners, birthday card from Jaxson de Ville... plus much more!

To learn more about the club or to join today, please visit [www.juniorjags.com](http://www.juniorjags.com).



## JAGUARS CUB CLUB



As the official healthcare provider of the Jacksonville Jaguars, Baptist Health is pleased to present the Jaguars Cub Club for our tiniest fans ages newborn to four years old. This club is sponsored by Baptist Health and Wolfson Children's Hospital and it's designed with families in mind. Members will receive a special edition Cub Club "onesie" or T-shirt, blanket and drawstring bag. Members and their parents are invited to participate in fun member-only events. Started in January of 2014, all babies born at Baptist hospitals receive free membership into the club.

The membership is available online at [www.jaguarsclub.com](http://www.jaguarsclub.com).



## FLORIDA BLUE HEALTH & WELLNESS PRACTICE FIELDS

In July 2010, Florida Blue became the official sponsor of the Jaguars practice facility, formally known as the Florida Blue Health & Wellness Practice Fields.

The facility, located directly adjacent to EverBank Field, features three outdoor grass practice fields. The complex is used for Jaguars practices, OTAs, training camp as well as a variety of community and youth initiatives. Florida Blue will maintain naming rights, including nearly 100 signs located around the facility, through the 2015 NFL season.

Florida Blue, based in Jacksonville, is the official health care partner of the Jaguars and will continue to feature public service announcements during Jaguars home games promoting an array of health and wellness initiatives.

For more information or to learn new tips to promote living a healthier lifestyle, please visit: [FloridaBlue.com](http://FloridaBlue.com).



# EVERBANK FIELD



"As the construction takes shape we can all envision what an impact this will have on EverBank Field and the game day experience," said Jaguars Owner Shahid Khan, "and that was one of the reasons from the beginning for embarking on this ambitious project. We want EverBank Field to be a world-class destination, and we want to bring energy and attention to Downtown Jacksonville. Our goal is to offer best-in-class amenities and the best in-stadium experience for our fans and for everyone who visits Jacksonville and EverBank Field."

With the 2014 video enhancements, EverBank Field now displays approximately 55,000 feet of video boards, a 660% increase from the previous display (7,200 square feet) and the most offered by any NFL stadium. "We owe our fans and this community nothing less than the best, and these enhancements will be the best," said Jaguars President Mark Lamping. "These stadium upgrades will drastically change the in-stadium experience and create a truly unique environment that you cannot get at home. This will be an eye-opener and an attention-getter for Jacksonville."

Hunt + Elkins, a joint venture, was the construction manager for the stadium project. Hunt Construction Group had previously built several sports facilities including Lucas Oil Stadium and University of Phoenix Stadium for football, and Marlins Park, Nationals Park, Busch Stadium and Citi Field for baseball.

Elkins Constructors is a Jacksonville-based construction company, as is Haskell Architects and Engineers, P.A. which was the designer for the scoreboard construction. The Haskell Company provided structural steel and steel installation services for the scoreboard and north end zone improvements. "Our company built the stadium for the City of Jacksonville at the inception of the Jaguars, opening in 1995," said Sid Perkins, Vice President of Field Operations for Hunt Construction Group.

Daktronics created the video boards, and Haskell was responsible for the project design. Each display boasts more than 21,700 square feet of active display area – almost enough to cover the entire field of play when combined. "We are honored to continue our long-standing relationship with the Jacksonville Jaguars and the City of Jacksonville," said Mike Kempny, Daktronics sales representative on the project. "Their new game-day experience will be unrivaled as the Jaguars unveil new LED fascia displays throughout the stadium and two of the world's largest high definition video displays. The Jaguars are proving their commitment to be on the leading edge of video technology and to the fans of Jacksonville. Daktronics is extremely proud of our ability to offer these high end systems which will set a new benchmark in professional sports." "These new cutting-edge video displays and related technological improvements will greatly elevate the fans' visual immersion and will set the standard for in-venue experience," said Christopher Holmes, AIA, LEED AP, Haskell's Project Design Principal.

### NORTH END ZONE INTERACTIVE FAN AREA

At the north end of the stadium is a large two-level deck featuring cabana-style seating areas, video screens, bars and two large spa-type wading pools and other water features. There are sections dedicated to private functions as well as areas open to all fans in the seating bowl. Populous was responsible for the design of the north end zone area. "As the designers of the original stadium and planned improvements over the years, our focus at Populous has always been on keeping EverBank Field looking to the future by creating an experience that will evolve with Jaguars fans. The north deck expansion is an important step in accomplishing this goal and will enhance game day for everyone from general fans to premium patrons," said Dennis Wellner, Populous Senior Principal.

Permanent facilities in the deck area include men's and women's restrooms, food service space and utility boxes for connection to portable amenities. The connections provide power, data, water and drains for portable bars and food service for fans. Sun shades, seating and other amenities are also provided. These provisions are portable and removable for the installation of temporary seating for special events like the Florida-Georgia game, the Gator Bowl and concerts.

### VIDEO BOARDS

The two massive end zone displays each measure 60 feet high by 362 feet wide and feature 13mm HD pixel spacing. The video boards are capable of showing any combination of live action, instant replays, vivid graphics, colorful animations, up-to-the-minute statistics, scoring information and sponsor advertisements. Below the north end zone display is a display measuring nearly 10 feet high by 320 feet wide featuring the same 13mm HD pixel layout. At the opposite end of the stadium are two ribbon displays on both levels of fascia in the seating bowl below the south end zone main display. Each ribbon display features 15mm HD pixel spacing. The top display, measuring more than 3 feet high by 365 feet wide, is curved to appear the same length as the bottom display, which measure more than 3 feet high by 295 feet wide.

Each side of the field features a ribbon display along the seating fascia, each measuring more than 3 feet high by 573 feet wide and featuring a 15mm HD pixel layout. Four new displays replace the previous displays in each corner of the stadium. These new displays each measure approximately 18 feet high by 32 feet wide and feature a 15mm HD pixel spacing. Two additional displays were installed above each tunnel at opposite corners of the stadium.

These displays each measure 6 feet high by 24 feet wide and feature a 15mm HD pixel layout. All of these video and ribbon displays provide the opportunity to present up-to-the-minute statistics, fantasy football updates, out of town scores and other game day information. All displays incorporate excellent image clarity and contrast, and provide multiple levels of protection from the elements. The wide angle viewing capability provides fans with a clear view of the displays from any seat in the stadium.

Daktronics also included its powerful Show Control System with this installation. This industry-leading system provides a combination of display control software, world-class video processing, data integration and playback hardware that forms a user-friendly production solution.

### STEEL STRUCTURE

The new scoreboards are constructed of structural steel framing with ribbed metal siding and a single ply roof over rigid insulation on metal roof deck. The bowl side of each structure features the electronic video board. Each new section of scoreboard is supported by triangular structural steel towers similar to the existing supports. The design includes the electrical service for the video board operation, lighting of the interior spaces and lighting for the signage to be provided on the back side of the scoreboards. The installation incorporated power, cabling, sound and a new expanded state of the art scoreboard control room on the west side suite level of the stadium.



HOME OF THE JAGUARS








# JAGUARS SPECIAL PROGRAMS



## THE ROAR OF THE JAGUARS



PRESENTED BY  
**VENUS**

THE ROAR, the Jacksonville Jaguars Cheerleaders, are an integral part of the Jaguars entertainment package during all home games. Under the direction of Christy Stechman Zynda, these NFL cheerleaders captivate fans with their high-energy dance routines. When not on the playing field, they serve as goodwill ambassadors for the Jaguars and the NFL by participating in community, corporate and charitable events throughout Jacksonville and the surrounding areas. Members of THE ROAR have been featured in the Sports Illustrated Swimsuit Edition, Maxim and in hundreds of television, radio, print and online interviews. All of this is in addition to the numerous hours of rehearsal preparing for game performances and THE Jr. ROAR Cheerleader program and halftime show.

THE ROAR have traveled nationally and internationally to entertain, model and represent the Jaguars and the NFL. They have performed at Walt Disney World, Universal Orlando, Atlantis, Beaches Negril, the Senior Bowl and at many events during Super Bowl week in several host cities. THE ROAR have entertained at NFL events in Mexico City and London, and have been photographed for their annual calendars in locations such as: Vieques Island, London and the British Virgin Islands. Our leading ladies also spend time entertaining our United States troops. Over the years, THE ROAR have visited many of the bases in the continental United States and the Walter Reed National Military Medical Center, along with bases in Greenland, Honduras, Curacao, Egypt, Bahrain, Afghanistan, Kuwait, Puerto Rico and Andros Island.

Name	Age	Occupation	Hometown	Year
Alison	30	Web Designer	St. Louis, Mo.	1
Allison	21	Patient Education Specialist	Jacksonville	1
Amy	25	Hospital Program Coordinator	Jacksonville Beach	1
April	31	Pharmacist	Jacksonville	2
Ayako	40	Gyrokinesis & Gyrotonic Apprentice Trainer	Fujisawa, Japan	3
Brandy	24	Human Resources	Jacksonville	2
Brianna	27	Bank Teller	Orange Park	1
Caitlin	21	Dance Instructor	Jacksonville	3
Candice	19	Student majoring in Sports Physical Therapy	Jacksonville	1
Claire	22	Accounting Associate	Olathe, Kan.	1
Cynthia	25	Administrative Assistant	Jacksonville	2
Danielle Marie	27	Assistant Executive Director Long Term Care	Fort Polk, La.	1
Emily	25	Account Executive	Jacksonville	2
Ginger	25	Executive Assistant	New Orleans, La.	1
Hannah	25	Advertising Account Manager	Ponte Vedra Beach	2
Jennifer	30	Cash Vault Analyst	Jacksonville	3
Jessica	25	Nanny	Phoenix, Ariz.	3
Jessica Lynne	26	CSR Dispatcher	Daytona Beach	2
Jorah	22	Student majoring in Marketing	Jacksonville	1
Karen	26	High School History & Government Teacher	Jacksonville	5
Kariana	23	Bank Teller & CSR	Lawrenceville, Ga.	4
Katie	21	Provider Enrollment Analyst	Baldwin	3
Kendall	20	Student majoring in nursing	Lexington, S.C.	1
Lauren	25	Teacher	Coral Springs	3
Lindsay	30	Attorney	Jacksonville	2
Michelle	26	Senior Financial Analyst	La Plata, Md.	2
Sam	25	Clinical Research Assistant	Dacula, Ga.	4
Sarah	28	Physical Therapist	Jacksonville	2
Staci	28	Outside Sales	Marietta, Ga.	1
Summer	26	Management & Training Coordinator	Jacksonville	1
Tatum	21	Bank Teller	Atlanta, Ga.	2
Taylor	22	Student majoring in PR and Psychology	Milwaukee, Wis.	3
Whitley	27	Grad student majoring in Employment Law	Jacksonville	2
Whitney	26	Paralegal	Folkston, Ga.	3



**ROAROFTHEJAGS**



**@ROAROFTHEJAGS**



**THE ROAR OF THE JAGUARS**

## JAXSON DE VILLE

**NFL EXPERIENCE:** 20th season

**HEIGHT:** 8.5 paws (about 7 feet)

**WEIGHT:** 403 pounds

**BIRTH DATE:** Not sure, but he celebrates each day as if it's EVERYONE'S birthday. His birthplace is DUUUUUUVVAAAAALLLLLL!


**HOW ACQUIRED:** Was a stray cat found by Wayne Weaver during the construction of EverBank Field and has never left, despite being asked multiple times.

**FIRST APPEARANCE:** August 18, 1996, Jaguars vs. 49ers preseason game

**COLLEGE:** Denied admission due to size, but got his MBA from an online college, which he uses quite often when he wants to sound important.

**SEASON:** Has never seen action in an NFL-sanctioned game ... Has played in several halftime games against some very tough Pop Warner teams (9- and 10-year olds) and has done quite well ... Head coach Gus Bradley said he looks forward to "watching Jaxson get better everyday and do his job." ... The league still refuses to make bigger helmets so he can play ... Due to that he remains a starter at his All-Pro position, "Left Out!"

**STATS:** IN 2014, completed his 19th straight season as "The Self-Proclaimed GREATEST MASCOT TO EVER LIVE!" ...does any other stat matter?





# 2015 NFL SCHEDULE



## PRESEASON

<b>Hall of Fame Weekend</b>	
<b>Sunday, August 9</b>	
Pittsburgh vs. Minnesota	8:00 PM
<b>Week 1</b>	
<b>Thursday, August 13</b>	
New Orleans at Baltimore	7:30 PM
NY Jets at Detroit	7:30 PM
Green Bay at New England	7:30 PM
Washington at Cleveland	8:00 PM
Miami at Chicago	8:00 PM
Dallas at San Diego	10:00 PM
<b>Friday, August 14</b>	
Tennessee at Atlanta	7:00 PM
Carolina at Buffalo	7:00 PM
<b>Pittsburgh at Jacksonville</b>	<b>7:30 PM</b>
NY Giants at Cincinnati	7:30 PM
St. Louis at Oakland	10:00 PM
Denver at Seattle	10:00 PM
<b>Saturday, August 15</b>	
Tampa Bay at Minnesota	8:00 PM
San Francisco at Houston	8:00 PM
Kansas City at Arizona	9:00 PM
<b>Sunday, August 16</b>	
Indianapolis at Philadelphia	1:00 PM
<b>Week 2</b>	
<b>Thursday, August 20</b>	
Detroit at Washington	7:30 PM
Buffalo at Cleveland	8:00 PM
<b>Friday, August 21</b>	
Atlanta at NY Jets	7:30 PM
Seattle at Kansas City	8:00 PM
<b>Saturday, August 22</b>	
Miami at Carolina	7:00 PM
Baltimore at Philadelphia	7:00 PM
<b>Jacksonville at NY Giants</b>	<b>7:30 PM</b>
Chicago at Indianapolis	7:30 PM
New England at New Orleans	7:30 PM
Denver at Houston	8:00 PM
Oakland at Minnesota	8:00 PM
San Diego at Arizona	10:00 PM
<b>Sunday, August 23</b>	
Green Bay at Pittsburgh	8:00 PM
Dallas at San Francisco	8:00 PM
St. Louis at Tennessee	8:00 PM
<b>Monday, August 24</b>	
Cincinnati at Tampa Bay	8:00 PM
<b>Week 3</b>	
<b>Friday, August 28</b>	
New England at Carolina	7:30 PM
<b>Detroit at Jacksonville</b>	<b>8:00 PM</b>
Tennessee at Kansas City	8:00 PM
<b>Saturday, August 29</b>	
Pittsburgh at Buffalo	4:00 PM
NY Jets at NY Giants	7:00 PM
Atlanta at Miami	7:00 PM
Minnesota at Dallas	7:00 PM
Cleveland at Tampa Bay	7:00 PM
Washington at Baltimore	7:30 PM
Chicago at Cincinnati	7:30 PM
Philadelphia at Green Bay	8:00 PM
Indianapolis at St. Louis	8:00 PM
Seattle at San Diego	8:00 PM
San Francisco at Denver	9:00 PM
<b>Sunday, August 30</b>	
Houston at New Orleans	4:00 PM
Arizona at Oakland	8:00 PM
<b>Week 4</b>	
<b>Thursday, September 3</b>	
Cincinnati at Indianapolis	7:00 PM
Philadelphia at NY Jets	7:00 PM
Tampa Bay at Miami	7:00 PM
New Orleans at Green Bay	7:00 PM
Baltimore at Atlanta	7:00 PM
<b>Jacksonville at Washington</b>	<b>7:30 PM</b>
Buffalo at Detroit	7:30 PM
NY Giants at New England	7:30 PM
Carolina at Pittsburgh	7:30 PM
Minnesota at Tennessee	8:00 PM
Kansas City at St. Louis	8:00 PM
Houston at Dallas	8:00 PM
Cleveland at Chicago	8:00 PM
Arizona at Denver	9:00 PM
San Diego at San Francisco	10:00 PM
Oakland at Seattle	10:00 PM

## REGULAR SEASON

<b>Week 1</b>	
<b>Thursday, September 10</b>	
Pittsburgh at New England	8:30 PM
<b>Sunday, September 13</b>	
<b>Carolina at Jacksonville</b>	<b>1:00 PM</b>
Green Bay at Chicago	1:00 PM
Kansas City at Houston	1:00 PM
Cleveland at NY Jets	1:00 PM
Indianapolis at Buffalo	1:00 PM
Miami at Washington	1:00 PM
Seattle at St. Louis	1:00 PM
New Orleans at Arizona	4:05 PM
Detroit at San Diego	4:05 PM
Tennessee at Tampa Bay	4:25 PM
Cincinnati at Oakland	4:25 PM
Baltimore at Denver	4:25 PM
NY Giants at Dallas	8:30 PM
<b>Monday, September 14</b>	
Philadelphia at Atlanta	7:10 PM
Minnesota at San Francisco	10:20 PM
<b>Week 2</b>	
<b>Thursday, September 17</b>	
Denver at Kansas City	8:25 PM
<b>Sunday, September 20</b>	
Houston at Carolina	1:00 PM
San Francisco at Pittsburgh	1:00 PM
Tampa Bay at New Orleans	1:00 PM
Detroit at Minnesota	1:00 PM
Arizona at Chicago	1:00 PM
New England at Buffalo	1:00 PM
San Diego at Cincinnati	1:00 PM
Tennessee at Cleveland	1:00 PM
Atlanta at NY Giants	1:00 PM
St. Louis at Washington	1:00 PM
<b>Miami at Jacksonville</b>	<b>4:05 PM</b>
Baltimore at Oakland	4:05 PM
Dallas at Philadelphia	4:25 PM
Seattle at Green Bay	8:30 PM
<b>Monday, September 21</b>	
NY Jets at Indianapolis	8:30 PM
<b>Week 3</b>	
<b>Thursday, September 24</b>	
Washington at NY Giants	8:25 PM
<b>Sunday, September 27</b>	
<b>Jacksonville at New England</b>	<b>1:00 PM</b>
Atlanta at Dallas	1:00 PM
Indianapolis at Tennessee	1:00 PM
Oakland at Cleveland	1:00 PM
Cincinnati at Baltimore	1:00 PM
New Orleans at Carolina	1:00 PM
Philadelphia at NY Jets	1:00 PM
Tampa Bay at Houston	1:00 PM
San Diego at Minnesota	1:00 PM
Pittsburgh at St. Louis	1:00 PM
San Francisco at Arizona	4:05 PM
Buffalo at Miami	4:25 PM
Chicago at Seattle	4:25 PM
Denver at Detroit	8:30 PM
<b>Monday, September 28</b>	
Kansas City at Green Bay	8:30 PM
<b>Week 4</b>	
(Bye Week: New England, Tennessee)	
<b>Thursday, October 1</b>	
Baltimore at Pittsburgh	8:25 PM
<b>Sunday, October 4</b>	
NY Jets at Miami	9:30 AM
<b>Jacksonville at Indianapolis</b>	<b>1:00 PM</b>
NY Giants at Buffalo	1:00 PM
Carolina at Tampa Bay	1:00 PM
Philadelphia at Washington	1:00 PM
Oakland at Chicago	1:00 PM
Houston at Atlanta	1:00 PM
Kansas City at Cincinnati	1:00 PM
Cleveland at San Diego	4:05 PM
Green Bay at Francisco	4:25 PM
St. Louis at Arizona	4:25 PM
Minnesota at Denver	4:25 PM
Dallas at New Orleans	8:30 PM
<b>Monday, October 5</b>	
Detroit at Seattle	8:30 PM
<b>Week 5</b>	
(Bye Week: Carolina, Miami, Minnesota, NY Jets)	
<b>Thursday, October 8</b>	
Indianapolis at Houston	8:25 PM
<b>Sunday, October 11</b>	
<b>Jacksonville at Tampa Bay</b>	<b>1:00 PM</b>
Chicago at Kansas City	1:00 PM
Seattle at Cincinnati	1:00 PM
Washington at Atlanta	1:00 PM
New Orleans at Philadelphia	1:00 PM
Cleveland at Baltimore	1:00 PM
St. Louis at Green Bay	1:00 PM
Buffalo at Tennessee	1:00 PM
Arizona at Detroit	4:05 PM
New England at Dallas	4:25 PM
Denver at Oakland	4:25 PM
San Francisco at NY Giants	8:30 PM
<b>Monday, October 12</b>	
Pittsburgh at San Diego	8:30 PM
<b>Week 6</b>	
(Bye Week: Dallas, Oakland, St. Louis, Tampa Bay)	
<b>Thursday, October 15</b>	
Atlanta at New Orleans	8:25 PM
<b>Sunday, October 18</b>	
<b>Houston at Jacksonville</b>	<b>1:00 PM</b>
Washington at NY Jets	1:00 PM
Arizona at Pittsburgh	1:00 PM
Kansas City at Minnesota	1:00 PM
Cincinnati at Buffalo	1:00 PM
Chicago at Detroit	1:00 PM
Denver at Cleveland	1:00 PM
Miami at Tennessee	1:00 PM
Carolina at Seattle	4:05 PM
San Diego at Green Bay	4:25 PM
Baltimore at San Francisco	4:25 PM
New England at Indianapolis	8:30 PM
<b>Monday, October 19</b>	
NY Giants at Philadelphia	8:30 PM
<b>Week 7</b>	
(Bye Week: Chicago, Cincinnati, Denver, Green Bay)	
<b>Thursday, October 22</b>	
Seattle at San Francisco	8:25 PM
<b>Sunday, October 25</b>	
<b>Buffalo at Jacksonville</b>	<b>9:30 AM</b>
Tampa Bay at Washington	1:00 PM
Atlanta at Tennessee	1:00 PM
New Orleans at Indianapolis	1:00 PM
Minnesota at Detroit	1:00 PM
Pittsburgh at Kansas City	1:00 PM
Cleveland at St. Louis	1:00 PM
Houston at Miami	1:00 PM
NY Jets at New England	1:00 PM
Oakland at San Diego	4:05 PM
Dallas at NY Giants	4:25 PM
Philadelphia at Carolina	8:30 PM
<b>Monday, October 26</b>	
Baltimore at Arizona	8:30 PM
<b>Week 8</b>	
(Bye Week: Jacksonville, Buffalo, Philadelphia, Washington)	
<b>Thursday, October 29</b>	
Miami at New England	8:25 PM
<b>Sunday, November 1</b>	
Detroit at Kansas City	9:30 AM
Tampa Bay at Atlanta	1:00 PM
Arizona at Cleveland	1:00 PM
San Francisco at St. Louis	1:00 PM
NY Giants at New Orleans	1:00 PM
Minnesota at Chicago	1:00 PM
San Diego at Baltimore	1:00 PM
Cincinnati at Pittsburgh	1:00 PM
Tennessee at Houston	1:00 PM
NY Jets at Oakland	4:05 PM
Seattle at Dallas	4:25 PM
Green Bay at Denver	8:30 PM
<b>Monday, November 2</b>	
Indianapolis at Carolina	8:30 PM
<b>Week 9</b>	
(Bye Week: Arizona, Baltimore, Detroit, Houston, Kansas City, Seattle)	
<b>Thursday, November 5</b>	
Cleveland at Cincinnati	8:25 PM
<b>Sunday, November 8</b>	
<b>Jacksonville at NY Jets</b>	<b>1:00 PM</b>
Green Bay at Carolina	1:00 PM
Washington at New England	1:00 PM
Tennessee at New Orleans	1:00 PM
Miami at Buffalo	1:00 PM
St. Louis at Minnesota	1:00 PM
Oakland at Pittsburgh	1:00 PM
NY Giants at Tampa Bay	4:05 PM
Atlanta at San Francisco	4:05 PM
Denver at Indianapolis	4:25 PM
Philadelphia at Dallas	8:30 PM
<b>Monday, November 9</b>	
Chicago at San Diego	8:30 PM
<b>Week 10</b>	
(Bye Week: Atlanta, Indianapolis, San Diego, San Francisco)	
<b>Thursday, November 12</b>	
Buffalo at NY Jets	8:25 PM
<b>Sunday, November 15</b>	
<b>Jacksonville at Baltimore</b>	<b>1:00 PM</b>
Detroit at Green Bay	1:00 PM
Dallas at Tampa Bay	1:00 PM
Carolina at Tennessee	1:00 PM
Chicago at St. Louis	1:00 PM
New Orleans at Washington	1:00 PM
Miami at Philadelphia	1:00 PM
Cleveland at Pittsburgh	1:00 PM
Minnesota at Oakland	4:05 PM
New England at NY Giants	4:25 PM
Kansas City at Denver	4:25 PM
Arizona at Seattle	8:30 PM
<b>Monday, November 16</b>	
Houston at Cincinnati	8:30 PM
<b>Week 11</b>	
(Bye Week: Cleveland, New Orleans, NY Giants, Pittsburgh)	
<b>Thursday, November 19</b>	
<b>Tennessee at Jacksonville</b>	<b>8:25 PM</b>
<b>Sunday, November 22</b>	
Oakland at Detroit	1:00 PM
Indianapolis at Atlanta	1:00 PM
NY Jets at Houston	1:00 PM
Tampa Bay at Philadelphia	1:00 PM
Denver at Chicago	1:00 PM
Green Bay at Minnesota	1:00 PM
St. Louis at Baltimore	1:00 PM
Dallas at Miami	1:00 PM
Washington at Carolina	1:00 PM
Cincinnati at Arizona	4:05 PM
San Francisco at Seattle	4:25 PM
Kansas City at San Diego	8:30 PM
<b>Monday, November 16</b>	
Buffalo at New England	8:30 PM
<b>Week 12</b>	
<b>Thursday, November 26</b>	
Philadelphia at Detroit	12:30 PM
Carolina at Dallas	4:30 PM
Chicago at Green Bay	8:30 PM
<b>Sunday, November 29</b>	
<b>San Diego at Jacksonville</b>	<b>1:00 PM</b>
New Orleans at Houston	1:00 PM
St. Louis at Cincinnati	1:00 PM
Minnesota at Atlanta	1:00 PM
NY Giants at Washington	1:00 PM
Tampa Bay at Indianapolis	1:00 PM
Buffalo at Kansas City	1:00 PM
Oakland at Tennessee	1:00 PM
Miami at NY Jets	1:00 PM
Arizona at San Francisco	4:05 PM
Pittsburgh at Seattle	4:25 PM
New England at Denver	8:30 PM
<b>Monday, November 24</b>	
Baltimore at Cleveland	8:30 PM





# 2015 NFL SCHEDULE / MEDIA INFORMATION



## REGULAR SEASON

## POSTSEASON

**Week 13**  
**Thursday, December 3**  
 Green Bay at Detroit 8:25 PM  
**Sunday, December 6**  
**Jacksonville at Tennessee** 1:00 PM  
 NY Jets at NY Giants 1:00 PM  
 Arizona at St. Louis 1:00 PM  
 Atlanta at Tampa Bay 1:00 PM  
 Carolina at New Orleans 1:00 PM  
 Seattle at Minnesota 1:00 PM  
 Houston at Buffalo 1:00 PM  
 Baltimore at Miami 1:00 PM  
 Cincinnati at Cleveland 1:00 PM  
 San Francisco at Chicago 1:00 PM  
 Denver at San Diego 4:05 PM  
 Kansas City at Oakland 4:05 PM  
 Philadelphia at New England 4:25 PM  
 Indianapolis at Pittsburgh 8:30 PM  
**Monday, December 7**  
 Dallas at Washington 8:30 PM

**Week 14**  
**Thursday, December 10**  
 Minnesota at Arizona 8:25 PM  
**Sunday, December 13**  
**Indianapolis at Jacksonville** 1:00 PM  
 Buffalo at NY Jets 1:00 PM  
 San Francisco at Cleveland 1:00 PM  
 Detroit at St. Louis 1:00 PM  
 New Orleans at Tampa Bay 1:00 PM  
 Tennessee at NY Jets 1:00 PM  
 Pittsburgh at Cincinnati 1:00 PM  
 New England at Houston 1:00 PM  
 San Diego at Kansas City 1:00 PM  
 Washington at Chicago 1:00 PM  
 Atlanta at Carolina 1:00 PM  
 Oakland at Denver 4:05 PM  
 Dallas at Green Bay 4:25 PM  
 Seattle at Baltimore 8:30 PM  
**Monday, December 14**  
 NY Giants at Miami 8:30 PM

**Week 15**  
**Thursday, December 17**  
 Tampa Bay at St. Louis 8:25 PM  
**Saturday, December 19**  
 NY Jets at Dallas 8:25 PM  
**Sunday, December 20**  
**Atlanta at Jacksonville** 1:00 PM  
 Chicago at Minnesota 1:00 PM  
 Houston at Indianapolis 1:00 PM  
 Arizona at Philadelphia 1:00 PM  
 Tennessee at New England 1:00 PM  
 Buffalo at Washington 1:00 PM  
 Kansas City at Baltimore 1:00 PM  
 Cleveland at Seattle 4:05 PM  
 Green Bay at Oakland 4:05 PM  
 Denver at Pittsburgh 4:25 PM  
 Miami at San Diego 4:25 PM  
 Cincinnati at San Francisco 8:30 PM  
**Monday, December 21**  
 Detroit at New Orleans 8:30 PM

**Week 16**  
**Thursday, December 24**  
 San Diego at Oakland 8:25 PM  
**Saturday, December 26**  
 Washington at Philadelphia 8:25 PM  
**Sunday, December 27**  
**Jacksonville at New Orleans** 1:00 PM  
 New England at NY Jets 1:00 PM  
 Houston at Tennessee 1:00 PM  
 Cleveland at Kansas City 1:00 PM  
 Indianapolis at Miami 1:00 PM  
 San Francisco at Detroit 1:00 PM  
 Dallas at Buffalo 1:00 PM  
 Chicago at Tampa Bay 1:00 PM  
 Carolina at Atlanta 1:00 PM  
 NY Giants at Minnesota 1:00 PM  
 St. Louis at Seattle 4:25 PM  
 Green Bay at Arizona 4:25 PM  
 Pittsburgh at Baltimore 8:30 PM  
**Monday, December 28**  
 Cincinnati at Denver 8:30 PM

**Week 17**  
**Sunday, January 3**  
**Jacksonville at Houston** 1:00 PM  
 NY Jets at Buffalo 1:00 PM  
 New England at Miami 1:00 PM  
 Tampa Bay at Carolina 1:00 PM  
 New Orleans at Atlanta 1:00 PM  
 Baltimore at Cincinnati 1:00 PM  
 Pittsburgh at Cleveland 1:00 PM  
 Tennessee at Indianapolis 1:00 PM  
 Oakland at Kansas City 1:00 PM  
 Washington at Dallas 1:00 PM  
 Philadelphia at NY Giants 1:00 PM  
 Detroit at Chicago 1:00 PM  
 Minnesota at Green Bay 1:00 PM  
 San Diego at Denver 4:25 PM  
 Seattle at Arizona 4:25 PM  
 St. Louis at San Francisco 4:25 PM

\*All times listed are in Eastern

**Saturday, January 9**  
AFC Wild Card Playoffs  
NFC Wild Card Playoffs

**Sunday, January 10**  
AFC Wild Card Playoffs  
NFC Wild Card Playoffs

**Saturday, January 16**  
AFC Divisional Playoffs  
NFC Divisional Playoffs

**Sunday, January 17**  
AFC Divisional Playoffs  
NFC Divisional Playoffs

**Sunday, January 24**  
AFC Championship Game  
NFC Championship Game

**Sunday, January 31**  
AFC-NFC Pro Bowl in Hawaii

**Sunday, February 7**  
Super Bowl 50 in California

## JAGUARS MEDIA INFORMATION

**CREDENTIALS:** Credential requests are honored only for working media on specific assignment for a recognized news organization or sports publication. Credentials are not issued to freelance writers or photographers unless requested by a recognized news organization or sports publication. Independent web sites cannot be credentialed. All credential requests must be submitted in writing on company letterhead to Katie Vaughn, Jacksonville Jaguars, One EverBank Field Drive, Jacksonville, FL 32202, or by e-mail to vaughnk@jaguars.nfl.com or by fax at (904) 633-6055. Requests must be received at least one week prior to a home game.

**PARKING:** Parking in lots surrounding the stadium is limited. Every effort will be made to accommodate requests for media parking passes, but parking cannot be provided for all credentialed media. The appropriate parking pass will be required for access to all stadium parking lots on game days. Television trucks which provide satellite, uplink or microwave functions will be parked in the TV truck compound near Gate 1, and a parking pass is required.

**MEDIA ENTRANCE, CREDENTIAL WILL CALL:** The media entrance at the stadium is Gate 1, at the southwest corner of the stadium. The appropriate game credential must be presented at the media entrance for admission to the stadium. Game credentials not picked up in advance will be available on game day at the Media Will-Call window at Gate 1. The Media Will-Call window will open three hours prior to kickoff. Parking passes will not be left at the Will-Call window.

**PHOTOGRAPHERS:** Sideline access for NFL games is strictly limited to photographers on assignment for a recognized news organization or sports publication. No one except network television personnel and authorized game personnel will be admitted to the field without a camera. All field photographers will be issued an NFL identification vest and must remain outside the bench areas and outside the yellow border surrounding the playing field. The photographers' check-in location is near the media entrance in the service hallway.

**POSTGAME INTERVIEWS AND LOCKERROOM ACCESS:** Members of the media needing to conduct postgame interviews will be given access to the Jaguars' interview room after each game, as well as the home and visiting locker rooms. Jaguars head coach Gus Bradley conducts his postgame news conference in the team meeting room. The visiting head coach is available in the Jaguars TV studio, which is down the hall past the visitors' locker room.

### DURING THE WEEK

**MEDIA WORKROOM:** The media workroom is available to working media during business hours throughout the week. High speed internet access, phones, Jaguars updates, transcripts, NFL news releases and other information is provided.


**GUS BRADLEY INTERVIEWS:** Head coach Gus Bradley conducts his weekly news conferences on Mondays in the media workroom and in the TV studio after practices. Specific interview requests for Coach Bradley and the assistant coaches must be made through the Jaguars communications department.

**PLAYER INTERVIEWS:** The Jaguars locker room is open to accredited media for specific interview periods during the week. Players are normally available on Mondays, Wednesdays, Thursdays and Fridays. All interviews should be arranged through the Jaguars communications department.

**MEDIA WEBSITE:** The Jaguars' media website can be accessed on the worldwide web at: pr.jaguars.com and on the NFL's Web Site at: www.nfl.com. Daily updates, transcripts, injury reports and other information is posted as well. First-time registration is required.

### HOW TO REACH THE JAGUARS COMMUNICATIONS STAFF

<b>RYAN ROBINSON</b> , Director of Public Relations	— Phone: (904) 633-6598; e-mail: robinsonr@nfl.jaguars.com
<b>TAD DICKMAN</b> , Public Relations Manager	— Phone: (904) 633-6136; e-mail: dickmant@nfl.jaguars.com
<b>ALEX BROOKS</b> , Public Relations Coordinator	— Phone: (904) 633-2262; e-mail: brooksa@nfl.jaguars.com
<b>KATIE VAUGHN</b> , Communications Manager	— Phone: (904) 633-6590; e-mail: vaughnk@nfl.jaguars.com
<b>DAN EDWARDS</b> , Sr. Vice President, Communications	— Phone: (904) 633-6202; e-mail: edwardsd@nfl.jaguars.com



## What We Learned: 2015 offseason



www.jaguars.com


6/24/2015



JACKSONVILLE – Here's What We Learned during the Jaguars' 2015 offseason program

1. This team appears improved. That's how it looked on paper entering the offseason – and that's how it appeared on the field in minicamps and organized team activities. While there is a limit to what can be gleaned from four weeks of non-padded practices, this roster just looks

GET HIGHER YIELDS ALWAYS WITH A YIELD PLEDGE® CHECKING



EARN MORE

# DOWNLOAD THE OFFICIAL JAGUARS APP



AVAILABLE ON THE APP STORE AND THE GOOGLE PLAY STORE

NEWS

PHOTOS

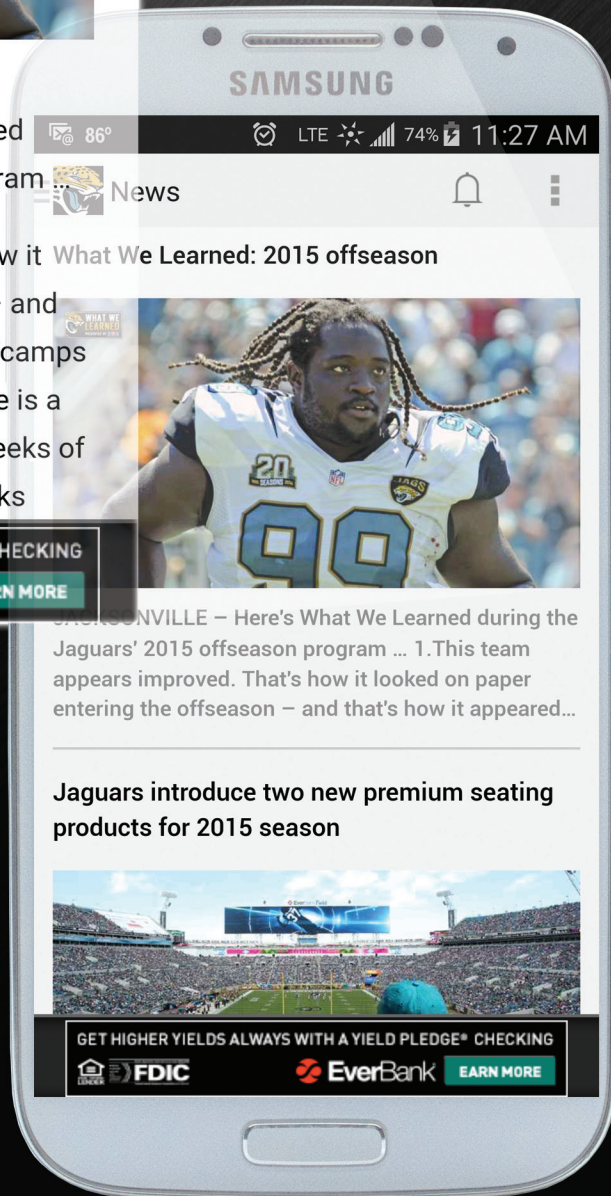
VIDEOS

SCHEDULE

ROSTER

CHEERLEADERS

AND SO MUCH MORE!







**JACKSONVILLE**

NEWS TICKETS MEDIA GALLERY TEAM JACKSONVILLE SOCIAL LEAGUE

2015 offseason: Five breakout players

Published Jan 25, 2015

Senior writer John O'Leary looks at five Jaguars players not named Blake Bortles who could have breakout seasons in 2015.

**2015 TRAINING CAMP GEAR**

**RECENT ARTICLES**

- 2015 offseason: Five rookies to watch
- Jacksonville Jaguars launch 'Call in the Game' promotion
- Off to The Game Sweepstakes
- O'Leary: Pleading his case

**RECENT VIDEOS**

JACKSONVILLE - Fast things first. Let's go over what this list isn't.

No, this is a list of five players who could have "breakout" seasons in 2015, and as a result, names such as Blaine Miller, Luke Keeler, and even Scotty Ostrem have a shot on the list. Looker and several offensive linemen, and it's hard for linemen to have breakout seasons.

**JAGUARS.COM**

NEWS | VIDEOS | PHOTOS | LIVE EVENTS | CONTESTS