

JACKSONVILLE JAGUARS



2010 MEDIA GUIDE



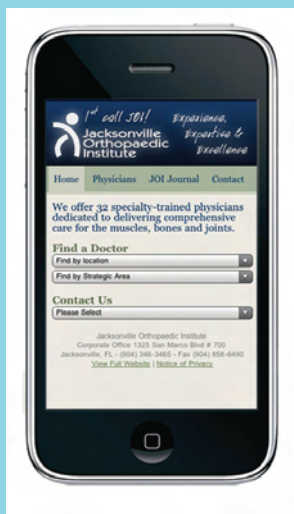
QUALITY EDUCATION FOR ALL
THE KEY TO JACKSONVILLE'S FUTURE



www.joionline.net

32 Physicians • 7 Offices • 9 Rehab Centers
Foot & Ankle • Hand • Joint Replacement • Spine • Sports Medicine

Go to **JOI Mobile web app**
for faster information on your smartphone:
www.joionline.net/m



And be a **Fan** on **Facebook** at
www.facebook.com/myjoi

Official Sports Medicine Partner



QUALITY EDUCATION FOR ALL
THE KEY TO JACKSONVILLE'S FUTURE



PRESEASON

Date	Opponent	Location	Time
Aug. 13	at Philadelphia Eagles	Lincoln Financial Field	7:30 p.m.
Aug. 21	Miami Dolphins	Jacksonville Municipal Stadium	7:30 p.m.
Aug. 28	at Tampa Bay Buccaneers	Raymond James Stadium	7:30 p.m.
Sept. 2	Atlanta Falcons	Jacksonville Municipal Stadium	7:30 p.m.

REGULAR SEASON

Date	Opponent	Location	Time
Sept. 12	Denver Broncos	Jacksonville Municipal Stadium	1:00 p.m.
Sept. 19	at San Diego Chargers	Qualcomm Stadium	4:15 p.m.
Sept. 26	Philadelphia Eagles	Jacksonville Municipal Stadium	4:05 p.m.
Oct. 3	Indianapolis Colts	Jacksonville Municipal Stadium	4:05 p.m.
Oct. 10	at Buffalo Bills	Ralph Wilson Stadium	1:00 p.m.
Oct. 18	Tennessee Titans	Jacksonville Municipal Stadium	8:30 p.m.
Oct. 24	at Kansas City Chiefs	Arrowhead Stadium	1:00 p.m.
Oct. 31	at Dallas Cowboys	Cowboys Stadium	1:00 p.m.
Nov. 7	BYE		
Nov. 14	Houston Texans	Jacksonville Municipal Stadium	1:00 p.m.
Nov. 21	Cleveland Browns	Jacksonville Municipal Stadium	1:00 p.m.*
Nov. 28	at New York Giants	New Meadowlands Stadium	1:00 p.m.*
Dec. 5	at Tennessee Titans	LP Field	1:00 p.m.*
Dec. 12	Oakland Raiders	Jacksonville Municipal Stadium	1:00 p.m.*
Dec. 19	at Indianapolis Colts	Lucas Oil Stadium	1:00 p.m.*
Dec. 26	Washington Redskins	Jacksonville Municipal Stadium	1:00 p.m.*
Jan. 2	at Houston Texans	Reliant Stadium	1:00 p.m.*

All times Eastern

*Subject to change

FOR TICKETS CALL (904) 633-2000 OR VISIT JAGUARS.COM

JACKSONVILLE JAGUARS LTD.

One Stadium Place, Jacksonville, Florida 32202 • (904) 633-6000
(904) 633-2000 (Tickets) • (904) 633-6050 (Fax) • www.jaguars.com



THE 2010 JACKSONVILLE JAGUARS MEDIA GUIDE

The 2010 Jacksonville Jaguars Media Guide was written by
Ryan Robinson and Dan Edwards

Editorial assistance by Alisa Abbott,
Renzo Sheppard and Ryan Beck

Photography by Harry Scull, Jr., Paul Figura
and Dan Van Slyke

Design by Ryan Beck and Sean Taylor

Cover design by Ryan Beck

Printed by The Hartley Press, Jacksonville, FL

Copyright 2010 Jacksonville Jaguars Ltd.



2009 IN REVIEW

Game Summaries	173
NFL Standings	172
Player Participation	181

ALL-TIME RESULTS

Home-Away Records	189
Overtime Games	188
Preseason	182
Prime-Time Games	188
Regular Season	183
Team-by-Team Series History	185
vs. AFC South	189
Won-Loss Records	187
Attendance History	74

BIOGRAPHIES

Assistant Coaches	16
Del Rio, Jack	14
Draft Choices	156
First-Year Veterans	151
Football Support	34
Rookie Free Agents	164
Player Personnel	29
Smith, Gene	28
Veteran Players	44
Vice Presidents	36
Weaver, Delores Barr	8
Weaver, Wayne	11

Coaches (All-Time)	199
Colleges	200
Community Relations	258
Draft Choices (All-Time)	190
Expansion Draft	190
Free Agent History	192
Roster (All-Time)	195
Jaguars Foundation	6
Jacksonville Municipal Stadium	262
Jaxson de Ville	259
Jersey Numbers (All-Time)	200
Last Time It Happened	254
Leaders (Career, Yearly)	202
Media Information	267

MISCELLANEOUS

100 Yards Rushing and Receiving	110
Biggest Wins/Biggest Losses	227
From the Small School Ranks	154
Game-Winning Field Goals	129
Hottest/Coldest Games	114
Jaguars Defensive Scores	104
Jaguars in Overtime Games	77
Jaguars in the Air	153
Jaguars Sack Shutouts	49
Jaguars Safeties Scored	51
Jaguars Special Teams Leaders	72
Jaguars Special Teams Scores	131
Top Home/Road Attendances	101
Touchdowns in Jaguars History	147
Under the Lights on Prime Time	80
Undrafted Rookies on Opening Roster	148
Why Jaguars?	37

NFL Schedule (2010 Weekly)	264
Partners	10
Playoff Game Summaries	222
Preseason Television	260
Pride of the Jaguars	261
Pro Bowlers	194
Pronunciation Guide	62
Radio Broadcasters	260
Radio Network	260

RECORDS

Individual Records	228
Opponents Records	252
Team Records	241
The ROAR	263
Rosters (2010)	170
Schedule (2010)	1
Staff Directory	4
Staff Photos	40
Statistics (1995-2009)	206
Television Lineup	261
Year-by-Year Defense	257
Year-by-Year Offense	256
Year-by-Year Statistics	189

IMPORTANT DATES

FRIDAY, JULY 30	Jaguars training camp practice begins
FRIDAY, AUG. 13	First preseason game, Jaguars at Eagles
TUESDAY, AUG. 31	Rosters cut to 75
SATURDAY, SEPT. 4	Rosters cut to 53
SUNDAY, SEPT. 12	Regular-season opener, Jaguars vs. Broncos
TUESDAY, OCT. 19	Trading deadline
SUNDAY, JAN. 2	Regular season ends, Jaguars at Texans
SAT./SUN. JAN. 8/9	Wild-Card Weekend
SAT./SUN. JAN. 15/16	Divisional Playoffs
SUNDAY, JAN. 23	AFC and NFC Conference Championships
SUNDAY, JAN. 30	AFC-NFC Pro Bowl in Honolulu
SUNDAY, FEB. 6	Super Bowl XLV in North Texas

COACHES
SCOUTS
STAFF
PLAYERS
HISTORY
RECORDS
MISC.



MISC. RECORDS HISTORY PLAYERS STAFF SCOUTS COACHES

STAFF DIRECTORY

EXECUTIVE

WAYNE WEAVER	Chairman and Chief Executive Officer
SANDY DODD	Manager, Executive Office
TRACEY VAN SLYKE	Administrative Assistant to Executive Office Manager

COACHING

JACK DEL RIO	Head Coach
DIRK KOETTER	Offensive Coordinator
MEL TUCKER	Defensive Coordinator
RUSS PURNELL	Special Teams Coordinator
BEN ALBERT	Assistant Defensive Line Coach
ROB BORAS	Tight Ends Coach
EARNEST BYNER	Running Backs Coach
JOHNNY COX	Quality Control/Offense Coach
JOE CULLEN	Defensive Line Coach
MARK DUFFNER	Linebackers Coach
JASON GEORGE	Assistant Strength and Conditioning Coach
MATT GRIFFIN	Offensive Staff Assistant
ANDY HECK	Offensive Line Coach
RON HELLER	Offensive Staff Assistant
NATE KACZOR	Assistant Special Teams Coach
THOM KAUMEYER	Assistant Defensive Backs Coach
TODD MONKEN	Wide Receivers Coach
LUKE RICHESSON	Strength and Conditioning Coach
MIKE SHULA	Quarterbacks Coach
CORY UNDLIN	Defensive Backs Coach
MIKE EUBANKS	Strength Staff Assistant
ANTHONY LOMANDO	Strength Staff Assistant
DEIDRA PICKERING	Executive Assistant to the Head Coach

PLAYER PERSONNEL

GENE SMITH	General Manager, Senior Vice President, Player Personnel
TERRY McDONOUGH	Director, Player Personnel
LOUIS CLARK	Assistant Director, Pro Personnel
TIM MINGEY	Assistant Director, College Personnel
ANDY DENGLER	National Scout
JASON DESJARLAIS	Regional Scout
CHRIS DRIGGERS	Pro Scout
MARTY MILLER	Regional Scout
CHRIS PRESCOTT	Regional Scout
BRIAN SIMMONS	Regional Scout
JAKE PEETZ	BLESTO Scout
PATRICK MULARKEY	Scouting Assistant, Player Personnel
DANA DESJARLAIS	Executive Assistant, Player Personnel
MIKE GILLIAM	Administrative Assistant, Player Personnel

FOOTBALL OPERATIONS

FOOTBALL OPERATIONS

PAUL VANCE	Senior Vice President, Football Operations/General Counsel
PAM YONGE	Executive Assistant, Football Operations
SKIP RICHARDSON	Executive Director, Football Operations/Facilities
TIM WALSH	Director, Football Administration
BAHATI VAN PELT	Manager, Player Relations and Youth Football
MICHAEL RYAN	Head Athletic Trainer/Physical Therapist
MIKE PERKINS	Video Director
DREW HAMPTON	Equipment Manager
JUSTIN BLAND	Assistant Athletic Trainer
ROD SCOTT	Assistant Athletic Trainer
BRETT GREENE	Video Assistant
JEREMY POOL	Video Assistant
GEORGE PELLICER	Assistant Equipment Manager
RYAN GOWENS	Assistant Equipment Manager
DR. CARLOS TANDRON	Head Team Physician
DR. DAVID MURRAY	Chief Medical Officer

FOOTBALL SUPPORT

COMMUNICATIONS AND MEDIA

COMMUNICATIONS COMMUNITY RELATIONS INTERNET

DAN EDWARDS	Senior Vice President, Communications and Media
ALISA ABBOTT	Executive Assistant to Sr. VP, Communications and Media
RYAN ROBINSON	Manager, Communications
RENZO SHEPPARD	Communications Assistant
VIC KETCHMAN	Senior Editor, jaguars.com

SALES AND MARKETING

MACKY WEAVER	Senior Vice President, Sales and Marketing
TERESA MICHAEL	Exec. Asst. to Sr. VP, Sales and Marketing



SALES AND MARKETING

STEVE LIVINGSTONE
TIM BISHKO
NICOLA DRAKE
JIM SCOTT
TOM PATTERSON
ROBERT TILKA
THERESA COSCIA
JEFF MIRANDA
SCOTT THOMPSON

Senior Manager, Marketing and Sales Support
Director, Ticket Operations
Senior Manager, Fan Services
Ticket Operations Manager
Sr. Sales Manager, Season & Premium Seating
Manager, Group Sales
Premium Seating, Sales and Service Executive
Sales Operation Coordinator
Marketing Operations Coordinator

PREMIUM & SEASON SALES

JERIC KISTLER
THERESA SMITH
RUSSELL RENDON
MARK SHAINBROWN
RYAN LOHNES
ANDREW MARTIN
DAVID SCORDO

Sales Executive, Premium Seats & Suites
Sales Executive, Premium Seats & Suites
Senior Sales Executive
Senior Sales Executive
Sales Executive, Season Tickets
Sales Executive, Season Tickets
Sales Executive, Season Tickets

GROUP SALES

ERIC BARTOLUCCI
BRIAN FARMER
SETH PARISE
JAKE SPIAK

Group Sales Executive
Group Sales Executive
Group Sales Executive
Group Sales Executive

FAN SERVICES

MICHAEL CHLEBOVEC
AIMEE HANNON
BRYAN KUPFER

Fan Services Executive
Fan Services Executive
Fan Services Executive

CORPORATE SPONSORSHIP

ROLLIN ISBELL
BILL HOUSTON
TIM MCCARTHY
RHONDA SHIELDS
MATT WOODS
ANNE COFER
NIKKI JACKSON SMITH

Senior Manager, Media Sales
Senior Account Executive, Corporate Sponsorship
Senior Account Executive, Corporate Sponsorship
Rhonda Account Executive, Media Sales
Account Executive, Corporate Sponsorship
Account Coordinator, Corporate Sponsorship
Account Coordinator, Corporate Sponsorship

GAME DAY OPERATIONS

ADAM LANE
CURTIS DVORAK
CHRISTY STECHMAN ZYNDA
KURT WISENBAUGH
CARLOS CACERES

Senior Producer, Game Operations
Mascot Coordinator
Manager, Cheerleading Program
Promotions/Events Coordinator
Assistant Producer, Game Day Operations

STADIUM OPERATIONS/FINANCE

FINANCE

BILL PRESCOTT
KITTY CASH
ANGELA GARRY
BRIAN D'ERRICO
BLAKE BURDETT
LEAH BUSH
LESLIE McCULLOUGH
BRENDA O'DELL
JESSE KNAPP

Senior Vice President, Stadium Operations/Chief Financial Officer
Exec. Asst. to Sr. VP, Stadium Operations/CFO
Manager, Accounting
Assistant Controller
Staff Accountant
Payroll Specialist
Junior Accountant
Accounts Payable Clerk
Office Services

FACILITIES

JIM ROLLINS
BRUCE SWINDELL
MIKE WEBB
SHANNON GRAY
GREG READ
JASON DEAN
STEVE HALL
SEAN TAYLOR
KATIE VAUGHN

Office Services/Telex Coordinator
Executive Director, Information Technology
Manager, Network Administration & Systems Security
Programmer Analyst
Programmer Analyst
Help Desk Coordinator
Senior Web Designer
Web and Graphic Designer
Administrative Assistant, Information Technology

INFORMATION TECHNOLOGY

HUMAN RESOURCES

DIANA GREENSTEIN
LISA SAHI-KIRAL

Manager, Human Resources
Receptionist

LEGAL

SASHI BROWN
RHONDA CHARLES

Assistant General Counsel
Executive Assistant, Legal Department

JACKSONVILLE JAGUARS FOUNDATION

DELORES BARR WEAVER
PETER RACINE
ANGELA MEANS
BONITA DOLL

Chair and Chief Executive Officer
Executive Director
Administrative Assistant, Jaguars Foundation
Executive Assistant to Delores Barr Weaver

COACHES

SCOUTS

STAFF

PLAYERS

HISTORY

RECORDS

MISC.



JACKSONVILLE JAGUARS FOUNDATION



MISSION STATEMENT

Believing that youth represent the community's future, the Jacksonville Jaguars Foundation is committed to serving the greater Jacksonville area through strategic financial, networking and volunteer support benefiting economically and socially disadvantaged youth and families. By building upon our city's strengths, we seek to realize the positive potential of our young people in need. In doing so, we aim to serve as a model to other sports franchises.

FOUNDATION'S GRANT AWARDS TOP \$13.5 MILLION

When the Jaguars were named as the 30th franchise in 1993, the Weavers' vision was to give back to the community in a substantial manner. The Foundation was announced on September 14, 1994, and awarded its first grants in March of 1995, well before the team played its first game. Through a fair and objective evaluation process, grants are allocated to serve the needs of economically and socially disadvantaged youth in Northeast Florida. Last year, 42 grants totaling \$1,004,710 were awarded to local non-profit agencies, including grants for the Foundation's Straight Talk and Youth Anti-Obesity initiatives. Total grant making since 1995 is more than \$13.5 million. This level of giving is among the top few in professional sports.

PROGRAMS:

STRAIGHT TALK™: Straight Talk is a unique partnership with local media, **Blue Cross and Blue Shield of Florida** and the **National Campaign to Prevent Teen Pregnancy** to help prevent teen pregnancy, HIV/AIDS and other sexually transmitted infections among teens.

Under the leadership of Foundation Chair and CEO and Jaguars owner, Delores Barr Weaver; WJXT 4, WJCT PBS 7, WTLV ABC 12, WCWJ CW 17, WJXX ABC 25, WAWS FOX 30, WTEV CBS 47, Comcast Cable, Comcast On-Demand, The Florida Times-Union/jacksonville.com, Clear Channel Outdoor and PRI Productions collaborate to produce an annual prime time television town hall forum, "Teens & Sex...the Real Truth." The show offers candid information on teens and sex and the consequences faced by sexually active teenagers.

The 2010 show marked the media partnership's 11th annual TV production. It covered current issues facing teens with a live studio audience of middle and high school students. Broadcast in May during National Teen Pregnancy Prevention Month, it was produced at the WJCT PBS 7 studio and hosted by peer hosts Ashley Sutton and Nick Barrera. The show also featured Jaguars players Ernest Wilford and Derek Cox; medical expert Linda Dinerman, M.D., legal expert the Honorable Libby Senterfitt, Circuit Court Judge; radio personality DJ Dr. Doom; Kayla and Ashley, The ROAR of the Jaguars on location at NFL YET (Youth Education Town); and a special performance by Jessie from The ROAR of the Jaguars of the song "Fifteen" by Taylor Swift. The show and other information can be accessed year-round at straighttalk.jacksonville.com created in partnership with The Florida Times-Union/jacksonville.com.

Additionally, beginning 1999, the Foundation partnered with the **Weaver Family Foundation** to award more than \$2 million in Straight Talk grants to local programs specifically dealing with this issue.

HONOR ROWS®: This unique program, now in its 16th year, uses seats at Jaguars home games as incentives for youth ages 9 to 17 to set and achieve ambitious but realistic goals. Since, 1995, more than 31,000 youth have earned their seat. Youth earn their seat to a game by setting and achieving specific goals in the areas of academic improvement, personal behavior, volunteer community service, and nutrition and physical fitness activities. In addition, all Honor Rows youth pledge to remain free from illegal drugs, alcohol and tobacco.





Nearly 4,300 seats will be awarded in 2010 to approximately 48 nonprofit agencies. A volunteer committee reviews all Honor Rows proposals. At the game, participants receive a meal, Honor Rows t-shirt and hat, and special recognition by the Weavers and fans. The **United Way of Northeast Florida** mobilizes game-day volunteers who ensure the overall safety and enjoyment of the participants.

In addition to the Honor Rows, the Jaguars Foundation awards seats to other charitable organizations that meet guidelines, including HabiJax for volunteer recognition; the "Honoring our Troops" program for families with children whose parents are on deployment in the various military branches, in partnership with the Greater Jacksonville USO; inner-city youth football associations; and Ronald McDonald House guest families. In total, nearly 11,800 seats are allocated each season for charitable purposes with an in-kind value exceeding \$430,000.

PLAY 60 CHALLENGE/CHILDHOOD OBESITY PREVENTION: In partnership with **Baptist Health/Wolfson Children's Hospital**, the Jaguars Foundation is addressing the risks of poor nutrition and lack of physical fitness which can lead to childhood obesity. In partnership with the **Duval County Public Schools** and the **American Heart Association**, "Play 60 Challenge" offers hands-on educational activities to 6th grade students in select schools designed to prevent and reduce the occurrence of childhood obesity. Baptist Health and the Jaguars Foundation are also providing more than \$500,000 in youth anti-obesity grants over three years to community non-profits offering promising programs to help youth become more active and improve healthy eating. In addition the Jaguars Foundation is distributing 1,500 pairs of athletic shoes donated by Reebok to help low-income children maintain a healthy lifestyle.



ANTI-TOBACCO INITIATIVE: The team and the Foundation have taken a nationally recognized leadership position in the local and professional sports community against tobacco use. The signature "Jaguars Don't Smoke" logo, showing a vibrant Jaguar squashing a pack of cigarettes under its paw, appears on the scoreboard and signage throughout the stadium; Jaguars' publications and autograph cards; and on television. The stadium has never engaged in tobacco advertising or product sales. The Jaguars set an exceptional precedent as the first team in the NFL to have tobacco advertising removed from their game-day program, since followed by the entire league.

AWARDS AND RECOGNITION: The Jaguars Foundation was the proud recipient of the 2006 **Steve Patterson Sports Philanthropy Award** from **The Robert Wood Johnson Foundation** and the **Sports Philanthropy Project** for outstanding leadership in philanthropy in professional sports, both for our work in Jacksonville and our leadership in guiding other professional teams in the development of grant making and other programs in their local markets. The Foundation's Straight Talk program received the **2005 Wilmer Shields Rich Bronze Award for Excellence in Communications** by the Council on Foundations. In 2003, the Jaguars Foundation was named **Jacksonville's Outstanding Foundation** by the **Association of Fundraising Professionals-Florida First Coast Chapter**, and also received the **Governor's Community Investment Award** in recognition of its juvenile justice crime and youth violence prevention programs for youth. Other awards include: **Florida Department of Education's Commissioner's Business Recognition Award** (2001); **Bridge Builder Award** (1997); **WTLV-12 Top of the Class Award** (1996) for Playbooks; **Governor's Community Investment Award** (1996) for Honor Rows, and **Grantmakers in Health Award** (1996 and 1995). The Jaguars Foundation's innovative programs have been recognized in national media, including the January/February 2005 issue of **FOUNDATION News and Commentary**, as well as in articles in **The New York Times**, **Forbes Magazine**, **Grantmanship Center Magazine**, **St. Anthony Messenger**, **ESPN** and the "Osgood File" radio program.

SPONSORS: The Jaguars Foundation's programs are supported in part by partnerships with **Blue Cross Blue Shield of Florida**, **Baptist Health/Wolfson Children's Hospital**, and **Diet Pepsi**.

Jacksonville Jaguars Foundation
One Stadium Place
Jacksonville, FL 32202
633-KIDS • 633-LOVE (fax)
www.jaguars.com/foundation



DELORES BARR WEAVER

CHAIR/CEO, JAGUARS FOUNDATION



Delores Barr Weaver, a native of Columbus, Georgia and co-owner/partner of the Jaguars, is a woman possessed by the opportunity to make a difference in her adopted hometown of Jacksonville. Delores has a sincere interest in many areas of need and through the Weaver Family Foundation, she and husband Wayne have supported the work of many local agencies. The Weavers have been married 55 years and have two children, Brad and Leigh, a twenty-year-old granddaughter, Morgan and a seven-year-old grandson, Nash. Leigh and her friend, Beau Gage, are the artists of TOUCHDOWN, the 16' long and 6' high bronze jaguar that stands outside the Touchdown Club located on the west side of Jacksonville Municipal Stadium.

Delores is committed to helping families and young people in the Jacksonville community lead self-sufficient, meaningful lives. Under her leadership, all seven local television stations and their affiliates along with Comcast Cable, Cox Radio, Clear Channel Radio and Outdoor, as well as the local newspaper and their website Jacksonville.com, have joined in partnership to address the problem of teen pregnancy, AIDS, and increased male responsibility. Teen pregnancy is a major personal concern for Delores and is being addressed by the Foundation and local media in the effort to develop a quality prevention program for teens and to heighten awareness of adults in Jacksonville. The annual Straight Talk program is broadcast each May during National Teen Pregnancy Prevention Month. In addition, the Jaguars Foundation, in partnership with the Weaver Family Foundation, also awarded in excess of \$1.9 million in grants to local programs specifically addressing the issue of teen pregnancy and sexually transmitted disease.

When asked about being a member of the public speaking circuit, Delores laughs and says, "It is interesting to note that until November 30, 1993, no

one seemed to care what I was interested in, what good work I might be doing or what I had to say." Then she gives the credit to the Jaguars who "open the doors and I must walk through as many as I can." As to accomplishments, Delores is most proud of the Jaguars Foundation and the impact it has made on behalf of economically and socially disadvantaged children in the greater Jacksonville area. For Delores, the Foundation was a dream come true in September, 1994. In March 1995, six months before the Jaguars played their first game, grants to eight local agencies in the amount of \$140,000 were made and through June, 2010, the Foundation has allocated more than \$13.5 million in grants. When talking about the Foundation, Delores is quick to credit her Jaguars partners for their generous financial support and staff for their commitment to supporting programs that will have a long-term impact.

In addition to her concerns for Jacksonville's children, Delores has set a personal goal to help level the playing field of life for women and minorities. She is dedicated to eliminating racism, sexism and classism from the hearts, minds and vocabulary of our society.

Locally Delores served on the Governing Board of WJCT Public Broadcasting from 1996 to 2004 and is now an Honorary Board Member while serving on the WJCT Foundation Board. She is also Trustee Emeritus of the United Way of Northeast Florida and supports the Cathedral Arts Project, Inc., Dreams Come True, Ronald McDonald House, The Bridge of Northeast Florida and Communities in Schools as a member of their Advisory Boards.

As a very concerned citizen in regard to public education, she and husband, Wayne, committed \$1.2 million to bring Teach for America to





Jacksonville. After a ten year tenure as a Board of Trustees member of the Community Foundation, Delores serves as a member of its Quality Education for All Forum. She also serves on the Board of Trustees of the newly formed Jacksonville Public Education Fund and has made a five year commitment of funding for this work to help ensure a quality education for all Duval County children.

Delores is a staunch supporter of the four local domestic violence shelters: Betty Griffin House, Hubbard House, Micah's Place and Quigley House, as well as Planned Parenthood, and a Founding Member of the Women's Giving Alliance.

She served as Chair of the Delores Barr Weaver Golf Tournament benefiting HabiJax, Jacksonville's affiliate of Habitat for Humanity from 1996-2006. The tournament sponsored 65 houses, representing a cash contribution in excess of \$2.2 million. In addition, Delores is the Founder of FRIENDS of HabiJax. Through the Florida Sales Tax Refund Program to build low-income housing, a total of 25 organizations are designated Charter Members of FRIENDS and together they have sponsored 149 houses with an additional 5 houses by other FRIENDS entities for a total of 154 houses. The golf tournament and FRIENDS sponsored a total of 219 houses, representing a cash contribution to HabiJax in excess of \$7.9 million. Delores says, "We can build houses for children, but then we must pray they will have a family to make it a home."

Under Delores' guidance, the Weaver Family Foundation has contributed over \$21 million to Jacksonville agencies and organizations, of which \$2M has been contributed to United Way of Northeast Florida. The Weavers also contributed \$1 million to United Way of America for designated programs directed toward Hurricane Katrina Relief.

Nationally, Delores is a member of the Governing Boards of NFL Charities, New York, Taste of the NFL/Hunger Related Events, Minnesota, the Dana-Farber Cancer Institute and the Dana-Farber Marathon Challenge, Boston. Delores and Wayne created the Claudia Adams Barr Program in Basic Cancer Research at the Dana-Farber in memory and honor of her mother who lost her battle with cancer in 1957. Delores refers to cancer as her only known enemy and believes the answer to cures, and the eventual elimination of that dreaded disease, will be found at the workbench of research. The Weavers were instrumental in creating the Marathon Challenge, which provides an opportunity for participants in the Boston Marathon to raise funds for the work of the Barr Program. Since its inception in 1990, the Challenge has raised over \$47 million.

And yes, Delores was a football fan long before the Jaguars; she has not missed a game in the fifteen year franchise history, for a total of 312, and readily admits she is both nervous and excited on game day. She knows the best is yet to come on both the field of life and the football field.

PETER RACINE

EXECUTIVE DIRECTOR, JAGUARS FOUNDATION



Peter Racine oversees grantmaking and other programs for the Jaguars Foundation, the philanthropic arm of the team. Racine began his career in nonprofit work as a college volunteer at Covenant House's homeless and run-away youth shelter in New York City and went on to help begin Covenant House's programs in Houston, Texas and Toronto, Canada. From 1987 to 1992, he and his spouse Kelly established Covenant House's programs for Honduran street children in Honduras, Central America where he served as Executive Director. He was featured on Dateline-NBC for his work with young glue addicts and in Time Magazine for work on behalf of minors exploited by prostitution rings. Prior to joining the Jaguars Foundation in September of 2000, Racine was Executive Director of the Northeast Florida Exchange Club Center for the Prevention of Child Abuse.

Racine has been a partner in various national and international initiatives, including The Community Partnership for Protecting Children with the Edna McConnell Clark Foundation; Early Childhood Violence Prevention Project with the U. S. Centers for Disease Control and Prevention; Outreach to Urban Street Children with the European Economic Community; and the Sports Philanthropy Project with The Robert Wood Johnson Foundation; and Local Initiatives Support Corporation (LISC)-Jacksonville's Neighborhood Revitalization Initiative with The Community Foundation, Jessie Ball duPont Fund and City of Jacksonville.

Racine received his B.A. at Rutgers University in New Jersey, and his M.T.S. at Catholic Theological Union in Chicago. He, his spouse Kelly and daughter Miriam reside in Jacksonville.

FOUNDATION BOARD — Delores Barr Weaver (Chair/CEO), Lawrence J. DuBow (Treasurer), Elizabeth P. Petway, J. Wayne Weaver and Peter M. Racine (ex officio).

COMMUNITY ADVISORY BOARD — The Honorable Brian Davis, Circuit Court Judge, Nassau County; Elizabeth Means, R.N., Vice President, Community Relations and Education (retired), Shands Jacksonville; Pamela Y. Paul, Community Volunteer; Melanie Patz, Vice President of Community Impact, United Way of Northeast Florida; and Nina Waters, President, The Community Foundation.

HONOR ROWS VOLUNTEER COMMITTEE — Keri Corey, Richard Feacher, Noah Henderson, J. Greg Hurst, William Keator, Janet Owens, Sashi Brown, Kenneth Reddick, and Matthew Schellenberg.

STRAIGHT TALK ADVISORY COMMITTEE — Linda Dinerman, M.D., Isaac Delke, M.D., Shands, and John Montgomery, M.D.

FOUNDATION STAFF - Peter M. Racine (Executive Director), Angela Means (Administrative Assistant), Bonita Doll (Executive Assistant to Delores Barr Weaver), Marjorie Marquez (Straight Talk Consultant), and Samantha Marcalo (UNF Intern).



MISC. RECORDS HISTORY PLAYERS STAFF SCOUTS COACHES

JAGUARS PARTNERS




J. WAYNE WEAVER



DELORES BARR WEAVER



DERON L. CHERRY




LAWRENCE
(LAURIE) J. DuBOW



PRESTON H. HASKELL



W.A. (SANDY)
McARTHUR



THOMAS F. PETWAY III



DAVID M. SELDIN



RONALD M. WEAVER, SR.

QUALITY EDUCATION FOR ALL
THE KEY TO JACKSONVILLE'S FUTURE

**WAYNE WEAVER****CHAIRMAN AND CHIEF EXECUTIVE OFFICER**

Under Wayne Weaver's leadership, the Jaguars rank 10th among all 32 NFL teams and sixth in the AFC through the franchise's first 15 seasons. With a regular season record of 125-115 (.521) from 1995-2009, they are one of 18 teams to earn six or more playoff berths in that time and one of 14 to play in at least 11 postseason games.

The Jaguars' entry into the NFL was itself an upset, and what the team accomplished in its first five seasons was eye-opening. The Jaguars emerged as the most successful expansion franchise in NFL history through the first five seasons, advancing to the playoffs four times with two division titles and two appearances in the AFC Championship game during that time.

The organization has undergone a roster renewal, which included 16 rookies and 32 new players on the team in 2009, and at the same time the front office has faced the challenging economic times with creative marketing and aggressive efforts to grow the fan base and enhance the in-stadium game day experience. Among the Weaver-led initiatives this year have been Team Teal, Teal Deals, and a popular 30/30 Plan for season tickets.

"This year we should benefit from the experience that so many of our new and young players gained last season," Weaver said in sizing up the 2010 campaign. "We're building through the draft, and we feel good about the direction and the potential of this team. We have also invested a lot of work and energy and effort into re-energizing our community and filling up the stadium on game day, and we look forward to giving them a great experience when fans come to see Jaguars football."

Last season the Jaguars finished 7-9 after surprising many observers by being a playoff contender throughout despite having one of the league's youngest rosters. The first four players from the 2009 draft class were full-time starters as rookies, as the rookie class combined to make a team-record 71 starts.

Weaver and his partners surprised the football world by winning an NFL expansion franchise for the city of Jacksonville on November 30, 1993. In 1994 Weaver presided over the building of one of the NFL's showpiece stadiums, and in the 1995 inaugural season the expansion team took the field.

In 1996 Weaver saw his young team win seven consecutive late-season games, including two playoff victories in Buffalo and Denver, and advance to within one win of the Super Bowl. That year's playoff victory over the Broncos is still regarded as one of pro football's greatest upsets.

The 1997 Jaguars won 11 games, more than any third-year NFL team had ever won, and in 1998 the Jaguars claimed their first AFC Central division title as the franchise hosted its first-ever home playoff game. In 1999 the Jaguars finished with the NFL's best record, a 14-2 regular season mark, as the team hosted the AFC Championship game in Jacksonville in its fourth straight postseason appearance.



The Jaguars returned to the playoffs under Jack Del Rio in 2005 and 2007, the team's fifth and sixth playoff berths. The 2005 squad posted a 12-4 record before losing in New England in January. In 2007 the Jaguars went 11-5 and advanced to the second round of the playoffs, claiming the team's first postseason win in seven years. The Jaguars' Wild Card victory over the Steelers marked the first time in league history that a visiting team won in Pittsburgh twice in one season. The promising campaign ended, however, the following week in a Divisional Playoff loss to the undefeated Patriots.

In hosting Super Bowl XXXIX in Jacksonville on February 6, 2005, Weaver put an exclamation point on

"This year we should benefit from the experience that so many of our new and young players gained last season," Weaver said in sizing up the 2010 campaign. "We're building through the draft, and we feel good about the direction and the potential of this team. We have also invested a lot of work and energy and effort into re-energizing our community and filling up the stadium on game day, and we look forward to giving them a great experience when fans come to see Jaguars football."

- Wayne Weaver

the first decade of NFL football in Jacksonville. The smallest city to host the league's crown jewel, Jacksonville saw its leaders and citizens rally together to create a successful and memorable Super Bowl experience.

A highly successful entrepreneur throughout his business career, Weaver brought with him to Jacksonville great energy, enthusiasm and keen business acumen. He envisioned a model football franchise and a team that would contend for the playoffs in a short time. Weaver serves as the Jaguars' chairman and chief executive officer, overseeing the day-to-day operations of the team while allowing his staff the autonomy to do its jobs. That's the Weaver way, and it has long proven to be a winning way.

But if football is his passion, Weaver also takes pride and joy in his other businesses. He is chairman

COACHES

SCOUTS

STAFF

PLAYERS

HISTORY

RECORDS

MISC.



and the Weaver family is majority owner of Shoe Carnival, Inc., one of the nation's fastest-growing shoe retailers, based in Evansville, Ind. He also serves as chairman and CEO of Liz Claiborne Shoes, a wholesale distributor to department stores across the country that is headquartered in Jacksonville. Previously Weaver was co-owner, president and CEO of Nine West Group, Inc., the leading designer and marketer of women's footwear.

Throughout his business career, Weaver has maintained a commitment to philanthropic endeavors. Since the awarding of the Jaguars franchise, Wayne and Delores Weaver have focused their charitable efforts through the Weaver Family Foundation and the Jaguars Foundation.

Weaver is a member of four NFL committees, serving as chairman of the Business Ventures Committee

while also serving on the Finance, Investment and Compensation Committees. He is past chairman of the Fashion Footwear Association of New York, and also served on the boards of Stein Mart, the Jacksonville Zoo, the Cummer Museum of Art and Gardens, and the Alliance for World Class Education.

Weaver was born on January 14, 1935 in Columbus, Ga. A high-school graduate, he rose through the ranks of Brown Group, Inc., a major St. Louis-based shoe company. After serving as senior vice president, he departed in 1978 to become president and CEO of Nine West.

Wayne and Delores live in Jacksonville. They have been married for 55 years and have a daughter Leigh, a son Bradley, and two grandchildren, Morgan and Nash.

TEAM TEAL

Team Teal was born in January of 2010 as part of an aggressive civic initiative to help sell out Jaguars home games so they could be televised locally, and to solidify the future of the franchise in Jacksonville. Under the direction of Mayor John Peyton and former Florida Times-Union publisher Carl Cannon, this initiative grew out of the Touchdown Jacksonville: Revive the Pride effort. With former Jaguars star Tony Boselli and business leader Ed Burr also spearheading the effort, Team Teal was launched. Team Teal rallies took place throughout the First Coast area throughout the off-season, and regular meetings were held with Team Teal captains as this grassroots effort grew. Largely as a result of Team Teal efforts, more than 12,000 new season tickets were sold in 2010 while the team saw a renewal rate of 90% by season ticket holders. Among the popular new offerings were the 30/30 Plan, which allowed for a three-year season ticket to be purchased and paid for over 30 months, and Teal Deals, a coupon book featuring area merchants with a total value of more than \$2,000.





Official Supermarket
of the Jacksonville Jaguars.

Winn-Dixie
Fresh Checked Every Day.

**JACK DEL RIO**
HEAD COACH

NFL: 25TH SEASON

JAGUARS: 8TH SEASON



Now in his eighth year as head coach of the Jaguars, Jack Del Rio is one of just six current NFL head coaches who have been with his current team more than seven seasons. He ranks ninth among active coaches with a 57-55 regular season record and is one of 11 current coaches to claim 50 career wins.

Now in his 25th year in the NFL and his 14th season in coaching, Del Rio was named the second head coach in Jaguars history on January 17, 2003. Over the 2003-09 seasons the Jacksonville defense ranks eighth in the NFL in yards allowed (311.9 per game) and sixth in rushing (102.9), while the offense ranks third in rushing yards (130.5) and fourth in fewest turnovers (161) under Del Rio. The Jaguars are one of only seven teams to rank in the top 13 in both offense and defense since 2003.

"We took a very aggressive approach last year to turn over the roster, and this year we look to build on that," Del Rio said about his 2010 squad. "We've identified a core group of players with high character who can help lead this team to our goals, which start with a return to the postseason and ultimately the championship. We continue the process of growing with a selfless, team-first mentality in which everyone has the work ethic and the buy-in necessary to become something special."

Del Rio served as a member of the NFL Coaches Sub-committee to the powerful NFL Competition Committee from 2006-09. In that role he participated in many hours of committee meetings and discussions devoted to the advancement of the game. He has played for, coached with, and learned from some of the best coaches in all of football. He was recruited to play at Southern California by John Robinson, and in the NFL he played under Bum Phillips, Jim Mora, Frank Gansz, Jimmy Johnson and Dennis Green.

Among other notable coaches he teamed with during his 11-year NFL playing career are Dom Capers, Dave Campo, Dave Wannstedt, Tony Dungy, Monte Kiffin, Tom Moore, Norv Turner, Butch Davis and Mike Tice. As an assistant coach for six seasons, Del Rio worked on the staffs of Hall of Famer Mike Ditka, Super Bowl winner Brian Billick, and Super Bowl participant John Fox. Del Rio has also worked on winning teams with Marvin Lewis, Mike Nolan, Mike Smith and Rex Ryan.

Del Rio, 47, had the second-longest playing career among the league's seven current head coaches who played in the NFL. The others are Mike Singletary (12 years), Gary Kubiak (9), Ken Whisenhunt (9), Jeff Fisher (5), Sean Payton (1) and Tom Cable (1).

In 2009, Del Rio led one of the league's youngest teams, with four rookies in full-time roles as starters, 32 new players on the roster and a total of 16 rookies by season's end. The team built a 7-5 record by early December and was in playoff contention until the final weekend of the regular season, finishing 7-9. Rookies combined to make 71 starts, the most in team history, and the team was penalized a league-low of 70 times, the fewest in franchise history.

In 2008, the Jaguars battled through injuries from the beginning of the season but finished 5-11 despite having just four players start all 16 games and a total of

15 players on injured reserve at the end of the year. Among the highlights were early-season wins against Indianapolis, Houston and Denver and a late-season victory against Green Bay.

The Jaguars posted an 11-5 record in 2007 to earn a second playoff berth in three years, in addition to claiming the franchise's first playoff win since the 1999 season while becoming the first team in NFL history to win in Pittsburgh twice in one season. The offense ranked seventh in the league and scored a team-record 411 points. The offense had a team-record seven games with 400 or more yards while the defense held opponents to 17 points or less 10 times.

Del Rio led the 2006 Jaguars to a record of 8-8 as the team finished 5-3 against playoff teams and suffered seven losses by seven points or less. Among the highlights were a team-record 2,541 rushing yards and just 30 sacks allowed on offense, and a 375-yard rushing performance on Dec. 10 against the Colts - tied for the third-best in NFL history. The defense registered the highest ranking in team history at second overall, made a team-record 20 interceptions, and posted two shutouts.

In 2005, the Jaguars won eight of the last nine regular season games, including four straight on the road, en route to a 12-4 finish and a Wild Card playoff berth. The league's sixth-ranked defense was sixth in points allowed and had 19 defensive interceptions. On offense the team increased scoring by 100 points over the previous year and had a team-record and NFL-low six interceptions thrown. The unit ranked fifth in the league in time of possession and second in turnovers.

In 2004 Del Rio posted the team's first winning record in five seasons along with a second-place finish in the division, the team's highest since 1999, in leading the Jaguars to a 9-7 mark. The defense led the league in red zone efficiency, ranked seventh in scoring defense, and finished 11th in yards allowed.

In taking over the Jaguars in 2003, Del Rio was the architect of a defense that improved to sixth overall in the NFL and second against the run. He inherited a team that had not been in the top 10 in total defense since 1999 after ranking 20th in 2002. Del Rio's defense allowed only one 100-yard rusher in 2003, while the offense gave up just 28 sacks, the fewest in team history, and Fred Taylor rushed for a team-record 1,572 yards. The Jaguars' 5-11 record included six losses by seven points or less.

The immediate improvement on defense was no coincidence as Del Rio took the Carolina Panthers defense from last in the league to second overall as defensive coordinator of the Panthers in 2002. Coming off a 1-15 season, the Panthers led the NFL in fewest rushing yards allowed per attempt and the defense ranked second in fewest yards per play, third down efficiency, and sacks. The Panthers allowed the fifth-fewest points in the league, did not allow a 300-yard passer, and didn't yield a 100-yard rusher until the season finale.



From 1999 to 2001, Del Rio served as linebackers coach for the Baltimore Ravens, helping the team win Super Bowl XXXV over the New York Giants. For those three years, during which the Ravens finished second in total defense three times, Del Rio coached the talented linebacker corps featuring Peter Boulware, Jamie Sharper and Ray Lewis, the NFL's Defensive Player of the Year in 2000 and the MVP of Super Bowl XXXV. During the Ravens' 2000 season, the defense set the NFL 16-game record by allowing only 165 points and recording four shutouts, one shy of the post-1970 record. The group also led the NFL with 49 forced turnovers. In the playoffs, the unit allowed just one touchdown in four games.

Del Rio began his coaching career where he started his playing career — in New Orleans under Ditka. He spent two seasons with the Saints as assistant strength coach in 1997 and linebackers coach in 1998.

Drafted in the third round (68th overall) by the Saints in 1985, Del Rio was named to the NFL's All-Rookie team and earned the Saints' Rookie of the Year award. Following two seasons in New Orleans (1985-86), he played for the Kansas City Chiefs (1987-88), Dallas Cowboys (1989-91) and Minnesota Vikings (1992-95). He led the Vikings in tackles three straight years and played in the Pro Bowl following the 1994 season. Del Rio finished his career with 1,078 tackles, 12 quarterback sacks, 13 interceptions and more than 100 consecutive starts between 1989 and 1994. He went to the playoffs once with the Cowboys and three times with the Vikings.

Del Rio was a four-year starter from 1981-84 at Southern California, where he earned consensus All-America honors as a senior and was runner-up for the Lombardi Award. The Trojans were 30-15-1 during his four seasons, three times ranking in the top 15. He played in the 1982 Fiesta Bowl and was co-MVP of the 1985 Rose Bowl. He led the Trojans in tackles for a loss three years in a row and played in the East-West Shrine Game and the Japan Bowl. Del Rio finished his college career with 340 tackles, 58 tackles for loss, five fumble recoveries and one interception.

Drafted out of high school by the Toronto Blue Jays in 1981, Del Rio batted .340 while playing catcher on Southern California's baseball team in 1983 and '84. He was a teammate of now-retired pitcher Randy Johnson and St. Louis Cardinals batting coach Mark McGwire.

A graduate of Hayward (Calif.) High School, the alma mater of Bill Walsh, Del Rio starred in football, baseball and basketball and was a teammate with Seattle Mariners manager Don Wakamatsu. He holds a political science degree from the University of Kansas, which he earned while playing for the Chiefs. Born April 4, 1963 in Castro Valley, Calif., he and his wife, Linda, have three daughters, Lauren, Hope and Aubrey, and a son, Luke.

JACK DEL RIO FOUNDATION: Coach Del Rio, along with his wife Linda, established the Jack Del Rio Foundation in June of 2008. The goal of the foundation is to help improve the lives of children in Northeast Florida by assisting programs that aid in the development, education and enrichment of our youth. The inaugural Jack Del Rio Foundation VIP Celebration and Celebrity Golf Tournament took place in October of 2008 at TPC Sawgrass. Proceeds from the event resulted in grants which were awarded to Seamark Ranch, Big Brothers/Big Sisters, Cathedral Arts Project, and the Community Asthma Partnership at Wolfson Children's Hospital. During the summer of 2009, the foundation

hosted four Dance Trance fitness classes with all proceeds going to Seamark Ranch, Big Brothers/Big Sisters, the Cathedral Arts Project and the American Cancer Society's R.O.C.K. program. More information about the foundation is available at www.jackdelrio-foundation.com.

PHILANTHROPY: In addition to the work of their foundation, the Del Rio family has been extremely active in Jacksonville since arriving in 2003. Together they have been instrumental in raising and distributing money for numerous organizations. The family supports the American Cancer Society, is a member of The Laureate Society of Jacksonville and volunteers and supports the Community Cenacolo in St. Augustine.



Something Greater Than Self.

The Del Rios raised funds for the Seamark Ranch through sales of the JagNet Cookbook and through the Jack Del Rio Charity Golf Classic. A list of organizations and events the family has supported includes the American Cancer Society Relay for Life, Freedom Alliance Fund, Wolfson Children's Hospital, St. Jude Children's Hospital, St. Vincent's Hospital, Leukemia Lymphoma Society, Families First, The Salvation Army, Cystic Fibrosis, The Ronald McDonald House, Devereaux Day School, St. Catherine Labouré Manor, and Hubbard House. Del Rio has participated in the Murray Brothers Caddyshack Charity Golf Tournament in St. Augustine to benefit St. Vincent's Foundation Mobile Health Outreach Ministry and Brave Kids. In 2010, Del Rio supported the fund raising efforts of NBA star Chris Paul of the New Orleans Hornets by participating in the annual Chris Paul PBA Celebrity Invitational. The "pro-am" style bowling event aired on ESPN Super Bowl Sunday and the proceeds benefitted Paul's CP3 Foundation.

In 2007 Del Rio was named to the University of North Florida Brooks College of Health Dean's Council. In addition, Del Rio supports numerous charities in his hometown of Hayward, Calif., and New Orleans, La., where he spent time as a player and coach for the Saints. He serves as honorary chairman for the Hayward High Football Alumni Golf Tournament, an effort headed by a group of former Hayward High School players for the purpose of supporting the academic and athletic development of the young men. The group has raised funds to pay for a new weight room, uniforms, and team travel to road games while also supporting the academic development of members of the football team through establishment of a study hall and tutoring program.

HONORS: In January, 2010, Coach Del Rio was awarded the NCAA Silver Anniversary Award. This honor is given each year to six former student-athletes on the 25th anniversary of their college graduation who have achieved personal distinction in their post-collegiate lives and careers.

BACKGROUND: College: Linebacker, Southern California 1981-84. Pro Career: Linebacker, New Orleans Saints 1985-86, Kansas City Chiefs 1987-88, Dallas Cowboys 1989-91, Minnesota Vikings 1992-95. Pro coach: New Orleans Saints 1997-98, Baltimore Ravens 1999-2001, Carolina Panthers 2002, Jacksonville Jaguars (head coach) 2003-10.

**DIRK KOETTER**
OFFENSIVE COORDINATOR

NFL: 4TH SEASON

JAGUARS: 4TH SEASON



Dirk Koetter was named Jaguars offensive coordinator on January 10, 2007, and he is now in his fourth season running the Jaguars offense. Known for his expertise of the passing offense, Koetter has 28 years of coaching experience including nine as a college head coach. Prior to joining the Jaguars Koetter served as head coach at Boise State from 1998-2000 and at Arizona State from 2001-06.

Through Koetter's first three years with the Jaguars (2007-09), the offense ranks 13th in NFL total offense (337.7 yards per game), seventh in rushing (129.0), tenth in first downs (19.6), fifth in third-down conversions (43.9%), sixth in average per rush (4.4), fifth in fewest giveaways (68) and first with only 31 interceptions thrown.

Last year the offense ranked fourth in the league in third-down conversions (45.1%) and produced six plays of 60+ yards along with three games with 400+ yards of total offense.

In his first season with the Jaguars, Koetter directed a record-breaking season by the offense as the unit set franchise single-season records for points (411, 25.7 avg.), touchdowns (50), touchdown passes (28) and yards per play (5.6). The Jaguars ranked seventh in the NFL in offense (357.4), tied for the second-highest ranking in franchise history, totaled 400-plus yards in a team-record seven games and scored 24 or more points in 10 consecutive games for the first time in team history. Quarterback David Garrard in his first season as the starter ranked third in the NFL with a 102.2 passer rating and threw an NFL-low three interceptions. Garrard threw for a career-high 3,620 yards in 2008 including the first two 300-yard games of his career.

Koetter led Arizona State to four bowl games in his six seasons and finished with a 40-34 record. While also serving as offensive coordinator, Koetter helped the Sun Devils average nearly 30 points per game over six seasons and the team was ranked in the top 20 in the nation in passing offense in five of his six seasons.

Koetter managed Arizona State's all-time leading passer in Andrew Walter, its top career receiver in Derek Hagan and the top tight end in school history in Zach Miller. Walter, who played his final three seasons under Koetter, left as the Pac-10's career leader for touchdown passes with 85, surpassing John Elway who threw for 77 touchdowns at Stanford from 1979-

82. Hagan, who was a third-round pick of the Miami Dolphins in 2006, finished with a school-record 14 career 100-yard receiving games. Miller finished the 2006 season as the school's all-time leader in receptions and receiving yards for a tight end and was one of three finalists for the John Mackey Award.

In 2005, ASU finished second in the nation in total offense, averaging 519.1 yards per game and third in the nation with 373.4 passing yards per game. In 2004, Koetter led ASU to a 9-3 record and finished the season ranked 19th in the Associated Press Poll. After finishing 4-7 in his first season at ASU, Koetter directed the program to an 8-6 mark in 2002 and a berth in the Holiday Bowl.

Prior to taking over ASU, Koetter spent three seasons as head coach at Boise State where he compiled a 26-10 mark and two consecutive bowl victories. He was a two-time Big West Coach of the Year honoree and two-time conference champion.

A native of Pocatello, Idaho, Koetter played quarterback for four seasons at Idaho State as the team won a Division I-AA national championship. He graduated in 1981 with a bachelor's degree in physical education and earned a master's degree the following year in athletic administration. Following his graduation, he became head coach at Highland High at age 23 where he compiled a career record of 19-4 and won the 1984 state championship.

Koetter spent the 1985 season as offensive coordinator at San Francisco State and from 1986-88 as offensive coordinator and quarterbacks coach at the University of Texas El-Paso. Prior to taking over at Boise State, Koetter served as offensive coordinator/quarterbacks coach at Missouri from 1989-93 and offensive coordinator at Boston College (1994-95) and Oregon (1996-97).

Koetter, 51, and his wife, Kim, have two daughters, Kaylee and Kendra, and two sons, Derek and Davis.

COACHING BACKGROUND: San Francisco State 1985, Texas-El Paso 1986-88, Missouri 1989-93, Boston College 1994-95, Oregon 1996-97, Boise State (head coach) 1998-2000, Arizona State (head coach) 2001-06, Jacksonville Jaguars 2007-10.

AFC TOP OFFENSES (2007-09)

RK	TEAM	TOTAL	RUSH	PASS
1.	New England Patriots	391.3	126.0	265.3
2.	HoustonTexans	366.2	102.2	264.0
3.	Denver Broncos	361.2	117.8	243.4
4.	Indianapolis Colts	352.4	89.0	263.4
5.	San Diego Chargers	341.4	108.1	233.3
6.	Jacksonville Jaguars	337.7	129.0	208.7

**MEL TUCKER**
DEFENSIVE COORDINATOR

NFL: 6TH SEASON

JAGUARS: 2ND SEASON

Mel Tucker is in his second season as defensive coordinator for the Jaguars. Now in his 14th year of coaching and his sixth in the NFL, Tucker joined the Jaguars on January 24, 2009.

Last season the Jacksonville defense saw many lineup changes. Overall, 21 different players made starts on defense including four rookies. Among those rookies were two 16-game starters – both drafted in the third round – in cornerback Derek Cox and defensive tackle Terrance Knighton. The defensive unit had the same starting lineup in consecutive games only once in 2009.

Prior to joining the Jacksonville staff, Tucker coached for four seasons with the Cleveland Browns (2005-08). He served as defensive backs coach for three seasons before being promoted to defensive coordinator in 2008. Under Tucker's guidance the Browns ranked fifth in the NFL from 2005-08 with 73 interceptions and allowed the fourth-fewest completions of 25-plus yards (78).

The 2008 Browns defense ranked 14th in NFL pass defense (204.6) and tied for third with 23 interceptions. The defense finished with 31 takeaways, tied for the third-most in the NFL. Tucker was responsible for the development of two young safeties in 2007 in Sean Jones and Brodney Pool, and two rookie cornerbacks who made an immediate impact. 2007 second-round pick Brandon McDonald tied for sixth in the NFL in 2008 with five interceptions while Jones had four interceptions.

In 2006 the Browns secondary was depleted by injuries, yet ranked 15th in the NFL in pass defense. The unit lost starters Daylon McCutcheon in training camp and Gary Baxter in week seven, and Leigh



Bodden missed seven games with an ankle injury. Jones and Daven Holly tied for the team lead with five interceptions apiece. In his first season with the Browns, Tucker's secondary unit ranked fourth in the NFL in pass defense.

Prior to joining the Browns, Tucker spent eight seasons on the collegiate level as an assistant coach. Tucker coached for four seasons on Jim Tressel's staff at Ohio State. He coached defensive backs and was co-defensive coordinator during the 2004 season. Two of Tucker's Ohio State players, strong safeties Michael Doss and Will Allen, earned first-team All-America honors, while cornerback Chris Gamble was a second-team All-America selection.

Tucker began his coaching career at Michigan State as a graduate assistant under Nick Saban from 1997-98. He spent the 1999 season as defensive backs coach at Miami (Ohio) before serving in the same capacity at Louisiana State in 2000 under Saban.

Tucker was a standout basketball and football player at Cleveland Heights High School. He was a four-year letterman as a defensive back at the University of Wisconsin and graduated in 1995 with a degree in agricultural business management. Tucker and his wife, Jo-Ellyn, have two sons, Joseph and Christian.

COACHING BACKGROUND: Michigan State 1997-98, Miami (Ohio) 1999, Louisiana State 2000, Ohio State 2001-04, Cleveland Browns 2005-08, Jacksonville Jaguars 2009-10.

RUSS PURNELL
SPECIAL TEAMS COORDINATOR

NFL: 25TH SEASON

JAGUARS: 2ND SEASON

Russ Purnell marks his 25th NFL season in 2010. A 38-year veteran of coaching, Purnell was named the Jaguars' special teams coordinator on January 24, 2009 and is in his second year with the Jaguars.

Last season the Jaguars finished as the NFL leader in opponent punt return average for the first time, with a mark of 4.2 yards per return. Jacksonville was the only team in the league that did not yield a punt return of more than 13 yards in the 2009 season. Jaguars special teams captain Montell Owens was voted as the first alternate for the AFC Pro Bowl squad for the first time after tying the team record with a career-high 30 special teams tackles. Pro Bowler Kassim Osgood, a free agent addition this year, joins Owens on the special teams units.

Purnell is one of 21 NFL coaches to win a Super Bowl with more than one team as he accomplished the feat with Indianapolis (2006) and Baltimore (2000). Purnell has coached six players who earned Pro Bowl honors

(Mike Vanderjagt, Indianapolis, 2003; Matt Stover, Baltimore, 2000; Jermaine Lewis, Baltimore, 2001; Rick Tuten, Seattle, 1994; John Henry Mills, Houston, 1996; Craig Hentrich, Tennessee, 1998). Purnell and Jaguars head coach Jack Del Rio served on the same staff in Baltimore from 1999-2001.

Prior to his arrival in Jacksonville, Purnell served as special teams coach for the Indianapolis Colts under Tony Dungy from 2002-08. In 2008, Colts kicker Adam Vinatieri connected on 20 of 25 field goals and produced a 13th consecutive 100-plus point season. Punter Hunter Smith recorded 23 punts inside the 20 out of his 53 punts. In 2007, T.J. Rushing tied the franchise record with a 90-yard punt return touchdown. In 2006, Vinatieri hit 25 of 28 field goals and all 38 PATs for 113 points as the club's



COACHES

SCOUTS

STAFF

PLAYERS

HISTORY

RECORDS

MISC.



field goal percentage ranked in the top five in the NFL. Terrence Wilkins served as the punt and kick returner for the Colts in 2006 and turned in an 82-yard punt return.

The Colts kickoff return unit ranked 8th in the NFL in 2004 and in 2005 the team's coverage units ranked 5th in kickoff return average and seventh in punt return average. Under Purnell's guidance, kicker Mike Vanderjagt (217/248, 87.5 pct.) became the most accurate field goal kicker in NFL history, and he set the NFL record with 42 consecutive field goals from 2002-04. In hitting all 37 field goal attempts in 2003, Vanderjagt posted only the fourth perfect season in NFL history, while earning his first Pro Bowl bid. Vanderjagt earned the Pro Football Weekly Golden Toe Award, the third time in Purnell's career he tutored the award's winner (Tuten, Seattle, 1994; Stover, Baltimore, 2000).

Prior to joining the Colts, Purnell spent three seasons with the Baltimore Ravens as special teams coordinator. Under Purnell's leadership, kicker Matt Stover made the Pro Bowl in 2000, while kick returner Jermaine Lewis was tabbed for the honor in 2001. Stover connected on 93 of 107 field goals from 1999-2001, an 86.9% conversation rate. Lewis had an 84-yard kickoff return for a touchdown in the Super Bowl XXXV win against the New York Giants. Punter Kyle Richardson led the NFL in punts inside the 20 in 1999 and 2000. Baltimore led the NFL with

a 14.8-yard punt return average in 2000, while Lewis (36-16.1 avg.) had the highest seasonal average for any player with 30-plus returns in NFL history and had two returns for touchdowns against the New York Jets.

Purnell spent four seasons (1995-98) with the Houston/Tennessee Oilers after serving nine seasons (1986-94) with the Seattle Seahawks. With Seattle, Purnell was tight ends/assistant special teams coach in 1987 before taking over the special teams and tight ends in 1992.

Purnell began his coaching career at Corona del Mar High School in 1972 and coached at Edison High from 1973-81. He joined the Southern California staff as special teams and tight ends coach from 1982-85.

Purnell played center at Orange Coast Junior College and transferred to Whittier College where he graduated with a business degree and served as a graduate assistant from 1970-71. Purnell was born in Chicago, Ill. He and his wife, Jill, have three children: Timothy and twins Erin and Jonathan.

COACHING BACKGROUND: Corona del Mar High School 1972, Edison High School 1973-81, Southern California 1982-85, Seattle Seahawks 1986-1994, Houston/Tennessee Oilers 1995-98, Baltimore Ravens 1999-2001, Indianapolis Colts 2002-08, Jacksonville Jaguars 2009-10.

BEN ALBERT

ASSISTANT DEFENSIVE LINE COACH

NFL: 1ST SEASON

JAGUARS: 1ST SEASON



Ben Albert is in his first season as the Jaguars' assistant defensive line coach. Albert spent the last 14 seasons as a coach on the collegiate level.

Albert previously served as associate head coach/linebackers at Delaware from 2006-09. He helped the Blue Hens to the FCS title game in 2007.

The 38-year old began his coaching career at his alma mater, Massachusetts, in 1995 and worked two years there as defensive line coach and academic resource coordinator. He served as defensive line/linebackers coach at Richmond from 1997-2000, helping the Spiders to two Atlantic 10 titles (1998, 2000). He returned to Richmond in 2004 as defensive line coach and special teams coordinator. He moved to the NCAA I-A level in 2001 where he served as defensive line coach at Rutgers under head coach Greg Schiano.

A native of Paterson, N.J., Albert returned to his alma mater from 2002-03 where he served as inside linebackers coach and special teams coordinator. In addition to his coaching career, he worked as a minor-

ity fellowship intern with the Oakland Raiders in the summer of 1999.

Albert played nose guard and defensive tackle at Massachusetts from 1990-94, leading the Minutemen to the Yankee Conference title in 1990 as a freshman. He earned first-team All-Yankee Conference and All-East honors as a senior and led a defense that ranked 13th nationally in total defense. He earned his degree in political science and sociology and a master's in education in 1997.

Albert and his wife, Lisa, have a daughter, Maya, and son, Elijah.

COACHING BACKGROUND: Massachusetts 1995-96, 2002-03, Richmond 1997-2000, 2004, Rutgers 2001, Delaware 2006-09, Jacksonville Jaguars 2010.

DEFENSIVE RANKINGS UNDER DEL RIO (2003-09)

Category		AFC	NFL
Total Yards	311.9	4th	8th
Total Points	19.7	6th	9th
Rushing Yards	102.9	4th	6th
Rushing TDs	75	4th	T-5th
Rushes of 10-plus yards	274	4th	5th
Average rush	3.8	3rd	3rd

**ROB BORAS**
TIGHT ENDS COACH**NFL: 7TH SEASON****JAGUARS: 1ST SEASON**

Rob Boras joined the Jaguars in February of 2010 as tight ends coach. Boras has 18 years of coaching experience including six in the NFL.

Boras, 39, previously served six seasons (2004-09) with the Chicago Bears as tight ends coach. The Bears' 2009 tight ends led the NFL in touchdown receptions with 13 (Greg Olsen, 8; Kellen Davis, 3; Desmond Clark, 2). Olsen led the Bears in 2009 with 60 receptions for 612 yards and eight touchdowns. The eight touchdowns tied for the fourth-most in the NFL among tight ends. Olsen also led the Bears in touchdown receptions in 2008 with five.

In 2008, Olsen and Desmond Clark accounted for 95 receptions, the most catches in a single season for a Bears tight end unit in team history. The 95 receptions were the fifth-most in the NFL among tight end units. In addition, the duo recorded 300-plus receiving yards for the second consecutive season, only the second tight end duo in franchise history to accomplish the feat.

Prior to his stint at Chicago, Boras spent five seasons (1999-2003) at Nevada-Las Vegas under head coach John Robinson including three seasons as offensive coordinator. During his tenure with the Rebels, the school ranked among the nation's leaders in rushing offense, finishing 15th in 2002, 16th in 2001 and 13th in 2000. During a three-year span from 2000-02, the Rebels recorded 28 individual 100-yard rushing games in a 34-game stretch. Boras served as offensive line coach for five seasons and directed a group

that allowed only 12 sacks in 2001 and paved the way for a 1,000-yard rusher in consecutive seasons for the first time since 1973-74.

A native of Glen Ellyn, Ill., Boras spent one season as head coach at NCAA Division III Benedictine University in Lisle, Ill. He also spent time at Texas (1994-97) in various capacities where the school earned trips to three bowl games and were Big 12 champions in 1996. He began as a graduate assistant with the Longhorns, working with the offensive line before serving as tight ends coach (1995), special assistant to the team (1996) and tight ends coach/special teams assistant (1997).

Boras began his coaching career overseeing the offensive line at his alma mater, DePauw University in Greencastle, Ind., where he played center from 1988-91. Following his graduation with a degree in political science in 1992, he later earned a master's degree in sports management from Indiana State University. Boras and his wife, Amy, have three children, son, Jackson, and daughters, Abigail and Ainsley.

COACHING BACKGROUND: DePauw 1992-93, Texas 1994-97, Benedictine (head coach) 1998, Nevada-Las Vegas 1999-2003, Chicago Bears 2004-09, Jacksonville Jaguars 2010.

**EARNEST BYNER**
RUNNING BACKS COACH**NFL: 27TH SEASON****JAGUARS: 1ST SEASON**

Earnest Byner is in his first season as the Jaguars running backs coach. A veteran of 14 years as an NFL running back, he is in his 27th season in the NFL and his seventh as a coach.

Byner previously served as running backs coach for the Tennessee Titans from 2008-09. Under Byner's tutelage in 2009, Titans running back Chris Johnson became the sixth player in NFL history to rush for 2,000 yards (2,006) and broke the yards from scrimmage record (2,509) previously held by Marshall Faulk (2,429 in 1999). Johnson, the NFL Offensive Player of the Year, rushed for 100-plus yards in 11 consecutive games to end the season, tying Marcus Allen for the second-longest streak in NFL history (Barry Sanders, 14 in 1997).

In 2008, Johnson blossomed as a rookie with 1,228 yards while earning Pro Bowl and All-Rookie honors. LenDale White ranked third in the NFL with 15 rushing touchdowns.

Prior to joining the Titans, Byner spent four seasons with the Washington Redskins as running backs coach from 2004-07. In each of his four seasons, a Redskins running back rushed for at least 1,100 yards. Clinton Portis totaled 4,616 yards and 34 touchdowns during Byner's tenure while making three Pro Bowls. In 2006,

Ladell Betts filled in for an injured Portis and rushed for 770 yards in the final six games, the most by a Redskin in a six-game span in a single season in franchise history.

Following his retirement from a 14-year NFL playing career, Byner joined the Ravens as the club's director of player development while also assisting the personnel and coaching departments from 1998-2004.

Byner was originally a 10th-round draft pick by the Cleveland Browns in 1984 and spent time with the Browns (1984-88, 1994-95), Redskins (1989-93) and Baltimore Ravens (1996-97). He registered 8,261 rushing yards, 56 touchdowns and was named to two Pro Bowls (1990-91). When he retired, he ranked 16th in NFL history in rushing yards.

During his career, Byner earned a number of honors, including being named one of the 70 all-time greatest Redskins in 2002, induction into the Ravens Ring of Honor, the Ed Block Courage Award in 1986, the 1996 NFL Extra Effort Award, the NFLPA Unsung Hero Award in 1997 and the Ravens Man of the Year Award in 1997.

A native of Milledgeville, Ga., Byner was a standout





running back at East Carolina (1980-83) where he graduated with a degree in exercise science. He rushed for 2,049 yards and 11 touchdowns and is a member of the school's Sports Hall of Fame.

JOHNNY COX

QUALITY CONTROL/OFFENSE COACH

NFL: 3rd SEASON

JAGUARS: 2nd SEASON

Johnny Cox is in his second season as the Jaguars' quality control/offense coach. He joined the Jaguars coaching staff in 2009 after serving the 2008 season with the Tampa Bay Buccaneers as defensive quality control coach. Previously Cox coached for 14 years at the college and high school levels.

Cox was wide receivers coach and special teams coordinator at Holy Cross in 2007 and spent four seasons (2003-06) as head coach at Putnam High School in Milwaukie, Oregon. Cox led the school to its first winning record in 20 years in 2006.

Cox spent three seasons (2000-02) as wide receivers coach at North Dakota State University. During the 2002 season, he helped lead the Bison to the semifinals of the NCAA Division II playoffs. In the summer of 2002, Cox served a minority coaching internship under head coach Marty Schottenheimer with the San Diego Chargers, where he worked with the wide receivers.

In 1999, Cox served as offensive coordinator at Fort Lewis College, his alma mater. He also spent time as a graduate assistant at the University of Texas (1997-98)

COACHING BACKGROUND: Washington Redskins 2004-07, Tennessee Titans 2008-09, Jacksonville Jaguars 2010.



and North Dakota State (1996). He began his coaching career at Fort Lewis College as secondary coach in 1994 before serving the 1995 season as assistant coach at Overland High School in Aurora, Co.

Cox was a two-time first-team Division II All-America wide receiver at Fort Lewis College from 1990-93 and was named the 1993 Rocky Mountain Athletic Conference Player of the Year. He received his bachelor's degree in 1994 and received his master's degree from the University of Texas in 2000. His wife, Deb, serves as assistant for the women's soccer team at Jacksonville University.

COACHING BACKGROUND: Fort Lewis 1994, 1999, Overland High School 1995, North Dakota State 1996, 2000-02, Texas 1997-98, Rex Putnam High School 2003-06, Holy Cross 2007, Tampa Bay Buccaneers 2008, Jacksonville Jaguars 2009-10.

JOE CULLEN

DEFENSIVE LINE COACH

NFL: 4TH SEASON

JAGUARS: 1ST SEASON

Joe Cullen was named defensive line coach for the Jaguars in February. Cullen, 42, has 20 years of coaching experience including 17 on the collegiate level.

Cullen previously served as defensive line coach at Idaho State in 2009. He spent three seasons (2006-08) with the Detroit Lions as defensive line coach. Under his direction, the Lions finished 10th in the NFL in 2008 in sacks per pass attempt and finished in the top 10 for the second straight season in sacks. Rookie defensive end Cliff Avril led all first-year players in sacks with six and in forced fumbles with four.

In 2007, the defensive line improved from 24th to ninth in the NFL in sacks as the unit registered 28.5 sacks, seventh in the league. Three different linemen had career-highs in sacks. Cullen instituted the "Joe Cullen Big Man Camp" for linemen in the Detroit inner-city area.

Prior to joining the Lions, Cullen spent 16 seasons on the collegiate level as an assistant coach. He was part of Ron Zook's first staff at Illinois in 2005 as a defensive assistant. He was on the Indiana staff for three seasons from 2002-04 including the last season as defensive coordinator in which the Hoosiers knocked off two ranked teams in the same season for the first time in 16 years. He spent the 2001 season at Memphis as defensive line coach.

Cullen spent eight seasons (1992-98, 2000) at Richmond including three as defensive coordinator. He was promoted from defensive line coach to defensive

coordinator in 1997 and spent two seasons leading the unit. Following a year at Louisiana State, he returned to Richmond to lead the defense in 2000. As defensive coordinator, his Spiders unit led the Atlantic 10 in total defense in all three seasons. In 2000, the unit ranked fourth nationally in rushing defense and 14th in scoring defense despite playing the nation's toughest schedule.

In 1998, the club finished 9-2 and won the Atlantic 10 title and advanced to the NCAA playoffs. He left in 2000 to coach the defensive line at LSU but returned in 2000 to help lead the Spiders to a 10-3 record and an appearance in the NCAA quarterfinals.

Cullen played nose guard at the University of Massachusetts from 1986-89, earning All-Yankee Conference honors three times. He later began his coaching career overseeing the defensive line at his alma mater from 1990-91. He earned his bachelor's degree in sports management and has earned credits toward a master's degree at both Illinois and Richmond.

COACHING BACKGROUND: Massachusetts 1990-91, Richmond 1992-98, 2000, Louisiana State 1999, Memphis 2001, Indiana 2002-04, Illinois 2005, Detroit Lions 2006-08, Idaho State 2009, Jacksonville Jaguars 2010.





MARK DUFFNER

LINEBACKERS COACH

NFL: 14TH SEASON

JAGUARS: 5TH SEASON

A veteran of 35 years in coaching, Mark Duffner is in his fifth season as the linebackers coach for the Jaguars. Duffner joined the Jacksonville staff on January 31, 2006 following three seasons in the same capacity for the Green Bay Packers. This is Duffner's 14th season in the NFL. He previously served 22 years coaching on the college level including 11 seasons as a head coach.

Duffner has been a major force in the development of the Jaguars' young linebackers. Daryl Smith, who led the team in 2009 with 150 tackles, has emerged as one of the NFL's most consistent linebackers. He has started 90 of 92 career games and surpassed 100 tackles in five straight seasons while playing inside and outside linebacker.

In each of his first two seasons with the Jaguars, Duffner tutored a rookie who was in the starting lineup because of injuries. Justin Durant was inserted into the starting lineup in 2007 and started eight games. Durant led the Jaguars that postseason with 31 tackles, including 17 against Pittsburgh in the AFC Wild Card game. Clint Ingram stepped into a starting role as a rookie in 2006 and ranked second on the team with 117 tackles. Last year Duffner coached another rookie who saw action as a starter in undrafted free agent Russell Allen, who made five starts and played in all 16 games.

For the Packers Duffner helped develop 2003 first-round draft pick Nick Barnett. Green Bay's defense finished the 2005 season as the seventh ranked defense in the NFL (1st against the pass) and Barnett set the team record with 194 tackles and became the first Packer to lead the team in tackles for three consecutive seasons. In 2004 the Packers defense led the NFL in red zone defense, allowing only five conversions in 21 third-down attempts (23.8 percent).

Duffner entered the NFL coaching ranks with the Cincinnati Bengals where he spent six seasons as linebackers coach (1997-2000) and defensive coordinator (2001-02). In 2001 the Bengals defense allowed the unit's fewest points since 1989 and fewest yards per game since 1983. In addition, the defense set a

franchise single-season record for sacks that year with 48.

Prior to joining the Bengals staff, Duffner was head coach at the University of Maryland from 1992-96. He posted a 20-35 overall record that included an 11-11 mark over his final two seasons, the school's best two-season record since 1984-85. Duffner helped the Terps achieve their first national ranking in nine years when the club ranked as high as No. 17 in 1995. In addition to the success on the field, Duffner improved Maryland's player graduation rate, with three classes in a row ranking among the nation's best (1994-96).

Duffner also served as head coach at The College of Holy Cross where he compiled a 60-5-1 mark that included two 11-0 seasons (1987, 1991) during his six years. He was named national coach of the year five times while at Holy Cross and 'New England Coach of the Year' five times, and his 1987 Holy Cross team was ranked No. 1 in the nation in Division I-AA by the Associated Press. Duffner initially served as defensive coordinator at the school from 1981-85. He was inducted into the College of the Holy Cross Athletic Hall of Fame in May of 2008.

Duffner's coaching career began as a graduate assistant under Woody Hayes at Ohio State (1975-76) where he earned a master's degree before serving as defensive coordinator at the University of Cincinnati (1977-80).

Duffner played defensive line at William & Mary and was later inducted into the school's Hall of Fame in 1990. He and his wife, Kathy, have three children: daughters Christina and Carolyn, and son John.

COACHING BACKGROUND: Ohio State 1975-76, Cincinnati 1977-80, Holy Cross, 1981-91 (head coach 1986-91), Maryland (head coach) 1992-96, Cincinnati Bengals 1997-2002, Green Bay Packers 2003-05, Jacksonville Jaguars 2006-10.



JASON GEORGE

ASST. STRENGTH & CONDITIONING COACH

NFL: 2ND SEASON

JAGUARS: 2ND SEASON

Jason George is in his second season as Jaguars assistant strength and conditioning coach. George previously spent 11 seasons as a head strength and conditioning coach on the collegiate level.

George served as the head strength and conditioning coach at Fordham from 1998-2008 where he was primarily responsible for coaching the football team. He was named the Atlantic 10's College Strength and Conditioning Coach of the Year by the National Strength and Conditioning Association in 2000 and also received the school's Iron Major Award as the university's coach of the year.

Prior to joining Fordham, George served as the

graduate assistant strength coach at Kansas while completing his master's degree in education with a double specialization in sports psychology and sport administration.

George worked with the Jayhawks football team with the development, instruction, and evaluation of in-season and off-season strength, speed, and conditioning programs. He was also directly responsible for the strength and conditioning programs for the men's tennis and women's soccer teams as well as assisting with the men's bas-



COACHES

SCOUTS

STAFF

PLAYERS

HISTORY

RECORDS

MISC.



ketball program.

George is a 1991 graduate of the University of Manitoba, where he earned a bachelor's degree in physical education with a double major in physical education and psychology and was an Academic All-Canadian on the football team as a safety (1991-92). Following graduation, he served as the strength and conditioning coach/assistant football coach at St. Paul's High School while he started his graduate work at the University of Manitoba.

George is a certified strength and conditioning specialist (CSCS) by the National Strength & Conditioning Association (NSCA). He received the 1995

Grey Cup Legacy Coaching Scholarship awarded to an amateur sports coach who "has demonstrated academic and other abilities indicating high potential in the field of coaching." He also received the 1994 Lord Strathcona Trust Fund Scholarship given to a University of Manitoba graduate student in "high academic standing who has demonstrated strong community leadership and service." George was also nominated for the 1996 3M Manitoba Amateur Coach of the Year Award at St. Paul's.

COACHING BACKGROUND: St. Paul's High School 1992-96, Kansas 1997-98, Fordham 1998-2008, Jacksonville Jaguars 2009-10.

MATT GRIFFIN

OFFENSIVE STAFF ASSISTANT

NFL: 1ST SEASON

JAGUARS: 1ST SEASON

Matt Griffin is in his first season as a Jaguars offensive staff assistant. Griffin spent the last 18 seasons as a collegiate coach including seven seasons as a head coach.

Griffin previously served as head coach at Murray State. In four seasons, he mentored eight All-OVC performers and two All-Americans (LB Nate Williams and DE Austen Lane). Lane was a fifth-round pick of the Jaguars in the 2010 draft.

In Griffin's first season at Murray State, the club lowered its turnover differential from minus-24 to minus-three. The 2006 club finished as the least penalized team in the conference.

Prior to taking over Murray State, Griffin served as head coach at Tennessee-Martin, leading the school in 2005 to its first winning season since 1993 and just the sixth since 1970. He was chosen as the 2005 Tennessee Sports Writers Association College Football Coach of the Year and was a finalist for The Sports Network's Eddie Robinson Coach of the Year Award.

Prior to his arrival, the school had not won a conference game in the six years before he arrived on campus. The six wins in his first season were the most in the program's history as a NCAA FCS institution. During his tenure at UT-Martin, he produced 10 all-conference selections and two All-Americans (QB Brady Wahlberg and DE Andre Plummer).

After taking the job at Murray State, Griffin watched many of the former players he recruited at UT-Martin

post a 9-3 record and a No. 13 national ranking.

Griffin spent four seasons (2001-04) as an assistant coach and recruiting coordinator at Maine. The Black Bears won back-to-back Atlantic 10 Conference championships and earned berths in the FCS playoffs in 2001 and 2002. He served as offensive coordinator at UT-Martin from 1997-98. He began his coaching career at Plymouth State College from 1992-93 before spending time at Richmond (1994) and as quarterbacks coach at Northeastern from 1995-97.

A former college quarterback, he graduated from New Hampshire in 1992 with a bachelor's degree in political science. He led the league in passing efficiency as a senior and helped the team capture the 1991 Yankee Conference Championship, the school's first title in 16 years.

A native of Turners Fall, Mass., Griffin is married to the former Lisa Morin and they have a daughter, Molly, and two sons, Cullen and Garrett.

COACHING BACKGROUND: Plymouth State College 1992-93, Richmond 1994, Northeastern 1995-97, Tennessee-Martin 1997-98, 2003-05 (head coach), Maine 1999-2002, Murray State 2005-09 (head coach), Jacksonville Jaguars 2010.



ANDY HECK

OFFENSIVE LINE COACH

NFL: 19TH SEASON

JAGUARS: 7TH SEASON

Andy Heck is in his fifth season as the Jaguars offensive line coach and his seventh season with the organization. A former NFL player and collegiate coach, Heck joined the Jaguars coaching staff on February 9, 2004 as the offensive assistant/assistant offensive line coach. He spent the 2005 season as Jaguars assistant offensive line coach before being promoted to offensive line coach on February 1, 2006. This is Heck's 19th season in the NFL including 12 years as a player.

In 2009 Heck was charged with integrating two promising rookies into the lineup, and first-round draft choice Eugene Monroe made 13 starts at left tackle while sec-

ond-rounder Eben Britton started 15 games at right tackle. The two rookies' appearance in the opening day starting lineup distinguished them at the first pair of rookie tackles to start an opener since 1982 when Luis Sharpe and Tootie Robbins started for the St. Louis Cardinals.

In 2008 the Jaguars line was decimated at the outset when starting guards Maurice Williams and Vince Manuwai were lost to season-ending injuries on opening





day at Tennessee. Center Brad Meester missed the first six games with a biceps injury before joining the lineup.

Under Heck the line paved the way to the two highest single-season rushing totals in franchise history and two of three lowest sack totals in 2006 and 2007. The Jaguars set the single-season franchise-record for rushing yards (2,541) in 2006 and allowed only 30 sacks, the second-fewest in team history. The Jaguars rushed for a franchise-record 375 yards against Indianapolis on December 10. In 2007, the line led the way for 2,391 rushing yards (149.4), the most in the AFC and second-highest total in the NFL. The Jaguars allowed only 31 sacks, the third-fewest in franchise history.

Heck served three seasons on the University of Virginia coaching staff, the first two seasons as a graduate assistant and the final year as tight ends coach. He tutored All-America tight end Heath Miller, who set numerous Atlantic Coast Conference records for a tight end in receiving and scoring. An outstanding blocker, Miller was a first-round pick of the Pittsburgh Steelers in 2005.

Prior to joining the Virginia staff, Heck played in the NFL for 12 seasons (1989-2000) as a standout offensive lineman. He finished his playing career with the Washington Redskins, where he played for two seasons. As the starting left tackle in 1999, he blocked for an

offense that ranked second in the NFL. From 1994 to 1998 Heck was a five-year starter for the Chicago Bears. In 1995, he gave up no sacks as part of an offensive line that yielded the fewest sacks in the NFL.

Heck was drafted in the first round (15th overall) by the Seattle Seahawks, where he was a unanimous All-Rookie selection in 1989. A five-year starter with the Seahawks, he played five seasons including three without missing a snap.

Heck's fifth-grade teacher, Marylou Winkler of Annandale, Va., was named NFL Teacher of the Year in January of 1994, after being nominated by Heck. She received \$5,000 from the NFL and the school received a \$10,000 scholarship in both of their names.

A 1989 graduate of Notre Dame, Heck received a bachelor's degree in American studies. A first-team All-America selection, he co-captained the 1988 national championship team that finished 12-0. Heck was a tight end for his first three seasons at Notre Dame before moving to tackle in spring drills in his senior season.

Heck was born January 1, 1967, in Fargo, North Dakota. He and his wife, Jennifer, have four children: Jonathan, Charlie, Molly and Evelyn, and live in Ponte Vedra Beach.

COACHING BACKGROUND: Virginia 2001-03, Jacksonville Jaguars 2004-10.

RON HELLER

OFFENSIVE STAFF ASSISTANT

NFL: 13TH SEASON JAGUARS: 1ST SEASON



Ron Heller is in his first season as a Jaguars offensive staff assistant. Heller has spent most of the last six years coaching in the Canadian Football League and NFL Europa after playing 12 seasons in the NFL as an offensive tackle.

Heller spent the 2009 season as offensive line coach with the Toronto Argonauts. Following his playing career, Heller was named assistant offensive line coach with the Amsterdam Admirals of the NFL Europa in 2004 and was promoted to offensive line coach in 2006. The Admirals advanced to the World Bowl game in 2006 and Heller returned to the team in 2007 as offensive coordinator/offensive line coach.

Heller, 47, was a fourth-round pick of the Tampa Bay Buccaneers in 1984 and played four seasons with the club. He was traded to the Philadelphia Eagles, via the Seattle Seahawks, in 1988 where he played five

seasons (1988-92). He was named the club's offensive most valuable player in 1989 by his teammates as he served as blindside protector of Pro Bowl quarterback Randall Cunningham. He signed with Miami in 1993 and played three seasons before retiring with 179 games and 173 starts

A native of Farmingdale, N.Y., Heller was a two-year starter at Penn State and was a member of the 1983 national championship team. He graduated with a degree in administration of justice.

COACHING BACKGROUND: Amsterdam Admirals (NFL) 2004, 2006-07, Toronto Argonauts (CFL) 2009, Jacksonville Jaguars 2010.

OFFENSIVE RANKINGS UNDER DEL RIO (2003-09)

Category	AFC	NFL
Total Yards	331.7	6th
Rushing Yards	130.5	2nd
Fewest Giveaways	161	4th
Fewest Interceptions	79	1st
Total Rushes	3,337	5th
Rushes of 10-plus yards	406	1st
Rushing TDs	117	3rd

**NATE KACZOR**
ASSISTANT SPECIAL TEAMS COACH

NFL: 3RD SEASON

JAGUARS: 3RD SEASON

A veteran of 17 seasons as an assistant coach on the collegiate level, Nate Kaczor is in his third year as the Jaguars' assistant special teams coach. Kaczor joined the Jaguars staff in 2008.

Last year the Jaguars led the NFL for the first time in opponent punt return average (4.2 yards) after being the only team in the league that did not yield a punt return of more than 13 yards. Jaguars special teams ace Montell Owens was voted as the first alternate for the AFC Pro Bowl squad after tying the team record with a career-high 30 special teams tackles. Owens is joined on the unit this year by Pro Bowler Kassim Osgood.

In 2008 the Jaguars led the NFL in opponent start position after kickoffs and allowed an NFL-low 24 kickoff returns of 20-plus yards. The Jaguars were the only team in the NFL to allow only one kickoff return over 40 yards. Rookie free agent Brian Witherspoon set the club's single-season records for kickoff returns (52) and kickoff return yards (1,250).

Prior to the NFL, Kaczor spent two seasons at Louisiana-Monroe where he served as tight ends coach (2006) and co-offensive coordinator (2007). The club ranked second in the Sun Belt conference in rushing offense in 2007 and averaged 23.5 points per game. The 23.5 points per game were the most at the school since 1993.

Kaczor served as co-offensive coordinator/tight ends coach at Idaho from 2004-05. In 2005 the Vandals passing game ranked 28th in the nation. Wide receiver Bobby

Bernal-Wood ranked second in the nation in receptions per game and earned all-conference honors while quarterback Michael Harrington recorded the second-highest single-season completion percentage in school history.

Prior to his stint at Idaho, Kaczor spent four seasons at Nebraska-Kearney as offensive coordinator/quarterbacks coach from 2000-03. The school broke or tied 31 offensive records under Kaczor, averaging 35 points and 442 yards per game during his tenure.

Kaczor began his coaching career at his alma mater, Utah State, in 1991. He spent nine seasons as an assistant at Utah State. During his tenure, the Aggies won three conference championships and participated in two bowl games.

Kaczor started at center for the Aggies as a senior and was team captain and earned all-conference honors in 1989. He earned his bachelor's degree in physical education from Utah State and later earned his master's degree in 2000.

A native of Scott City, Kan., Kaczor and his wife, Angie, have two children, daughter Kaylee and son Micah.

COACHING BACKGROUND: Utah State 1991-99, Nebraska-Kearney 2000-03, Idaho 2004-05, Louisiana-Monroe 2006-07, Jacksonville Jaguars 2008-10.

**THOM KAUMEYER**
ASSISTANT DEFENSIVE BACKS COACH

NFL: 5TH SEASON

JAGUARS: 3RD SEASON

Thom Kaumeyer is in his third season with the Jaguars as assistant defensive backs coach. His coaching experience includes stints as a college defensive coordinator, junior college head coach and NFL player and assistant coach.

Kaumeyer spent 13 of his 20 coaching seasons as an assistant coach on the collegiate level. He previously served as defensive coordinator at Tulane in 2007. He was named defensive backs coach at Kentucky in January of 2008 before joining the Jaguars. In his one season at Tulane, the defense improved its national rankings in scoring defense, total defense and rushing defense compared to the 2006 season.

Prior to his stint at Tulane, Kaumeyer spent five seasons at San Diego State where he served as defensive coordinator (2002-05) and defensive backs coach (2006). During his tenure at San Diego State, Kaumeyer developed the defense into one of the best in the Mountain West Conference. In 2003, the Aztecs had the biggest defensive improvement in the country as they climbed from 95th in total defense in 2002 to eighth in 2003, from 91st in pass defense to fourth, and from 92nd in scoring defense to 13th. The Aztecs finished second in the conference in red zone defense from 2004-05. Five San Diego State players were drafted from 2004-06 including linebacker Kirk Morrison, a two-time MWC Defensive Player of the Year.

Kaumeyer spent two seasons on the Atlanta Falcons staff as defensive quality control coach from 2000-01. He assisted in all facets of the defensive game plan and also served as assistant secondary coach. Kaumeyer had two stints at

Palomar College where he began his coaching career as an assistant coach in 1991 before being promoted to head coach in 1994. He returned in 1997 and spent two seasons as defensive coordinator and special teams coach. From 1995-96 he served as head coach and oversaw football operations for Onward Kashiyama, LTD in Tokyo, Japan. The club advanced to the Tokyo Super Bowl in 1996.

A native of San Diego, Kaumeyer played safety at Palomar College before transferring to Oregon where he played under former NFL head coach Rich Brooks for two seasons (1987-88). At Oregon, he earned all-Pac 10 honors as a senior as he led the team with 101 tackles. He was selected in the sixth round of the 1989 NFL Draft by the Los Angeles Rams and spent time as a player with the Rams, Seattle and New York Giants over five seasons.

Kaumeyer earned a bachelor's degree in American studies from Regents University and later obtained a master's degree in education at Azusa Pacific. He is married to the former Kayoko Yoshioka.

COACHING BACKGROUND: Palomar College 1991-94 (head coach 1994), 1997-2000, Onward Kashiyama Ltd. (head coach, Tokyo, Japan) 1995-96, Atlanta Falcons 2000-01, San Diego State 2002-06, Tulane 2007, Kentucky 2008, Jacksonville Jaguars 2008-10.



**TODD MONKEN**
WIDE RECEIVERS COACH

NFL: 4TH SEASON


JAGUARS: 4TH SEASON

Todd Monken marks his 22nd season of coaching in 2010, and his fourth year as the Jaguars wide receivers coach. Monken previously served as wide receivers coach/passing game coordinator at Louisiana State from 2005-06.

In 2009 Monken coached a mostly-new wide receiver corps in which an inexperienced Mike Sims-Walker was joined by veteran Torry Holt and three first-year players. In all, six wide receivers accounted for 176 receptions and 2,254 yards and nine touchdowns. Sims-Walker had a breakout season, finishing as the team leader with 63 receptions for 869 yards and seven touchdowns. Mike Thomas' 48 catches were a team record for a rookie.

During his time at Louisiana State, Monken developed several receivers including Skyler Green, Dwayne Bowe and Craig Davis. Green was selected in the fourth round of the 2005 NFL draft by the Dallas Cowboys. Bowe combined with Davis and Early Doucet to form one of the nation's premier receiving corps in 2006. The trio combined for 180 receptions, 2,598 yards and 24 TDs. Bowe finished his career with 154 catches for 2,403 yards, and his school-record 26 touchdowns ranked eighth in SEC history.

Prior to Louisiana State Monken spent three seasons (2002-04) at Oklahoma State as pass game coordinator/wide receivers coach. In his three seasons at Oklahoma State, the Cowboys averaged more than 32 points each season. Monken tutored 2004 first-round pick Rashaun Woods, who was selected 31st overall by



the San Francisco 49ers. Woods was a two-time All-America honoree and concluded his career with 293 receptions for 4,414 yards and 42 touchdowns.

Monken helped engineer one of the nation's best passing attacks in his two seasons (2000-01) at Louisiana Tech – one year as the running backs coach and the other as wide receivers coach. In 2001 Louisiana Tech ranked eighth in the nation in passing, averaging 313 yards through the air per game. A year earlier, Tech ranked seventh in the nation averaging 313 yards passing per game.

Monken spent seven seasons at Eastern Michigan (1993-99) including the last two as offensive coordinator and quarterbacks coach. He also spent time at Grand Valley State (1989-90) and Notre Dame (1991-92).

A native of Wheaton, Illinois, Monken was a three-year letter-winner at quarterback for Knox College. He earned a bachelor's degree in economics and followed with a master's degree in education leadership from Grand Valley State. Monken and his wife, Terri, have one son, Travis.

COACHING BACKGROUND: Grand Valley State 1989-90, Notre Dame 1991-92, Eastern Michigan 1993-99, Louisiana Tech 2000-01, Oklahoma State 2002-04, Louisiana State 2005-06, Jacksonville Jaguars 2007-10.

LUKE RICHESON
STRENGTH & CONDITIONING COACH


NFL: 2ND SEASON

JAGUARS: 2ND SEASON

Luke Richeson joined the Jaguars in January of 2009 as the strength & conditioning coach after spending the previous 10 years as the Performance Team Director at Athletes' Performance located in Tempe, Arizona.

Known as a motivator and passionate coach, Richeson oversees all facets of the Jaguars strength & conditioning program. Prior to joining the Jaguars coaching staff, Richeson designed and implemented programs at Athletes' Performance to help elite collegiate football prospects prepare for the NFL Combine. During his tenure he directed the Performance Team that set the standard for results achieved at the Combine. From 2001-09 he helped the performances of 52 first round picks (including four #1 overall picks) and more than 250 draftees. In addition to his work with the rookies, he also prepared NFL veterans for the rigors of the season. In 2008, Richeson worked with 18 players who were selected to the NFL Pro Bowl.

Since arriving in Jacksonville, Richeson has changed the training philosophy of the Jaguars and subsequently transformed the team's strength & conditioning facility. Among the equipment upgrades are 14 custom designed Sorinex Base Camp Racks, 16 Keiser Functional Trainers, 12 Keiser Squat Machines, 21 PowerBlock Dumbbell units (capable of creating dumbbells from 5-130 lbs each), six complete sets of kettle bells ranging from 9-106 lbs, 12



Versa Climbers, & 12 Slide boards. The facility and equipment now reflect the goals and needs of the Jaguars cutting edge training philosophy.

Richeson, 36, earned his degree in exercise science while playing football at the University of Kansas (1992-96). He was a four-year letterman at safety and a member of two teams that won the Aloha Bowl. After beginning his coaching career at his alma mater, he pursued graduate work and spent time on the coaching staff at Wyoming (1998) and Arizona State (1999-2000). Prior to Richeson joining the coaching staff in Jacksonville he was at Athletes' Performance (2001-09).

Richeson's wife, Anita Nall, won Gold, Silver and Bronze medals as a swimmer at the 1992 Olympic Games in Barcelona, Spain. During her career she set three world records and set four American records. Nall was inducted into the International Swimming Hall of Fame in 2008. They have two children, son Luther (7), and daughter Sunny (5).

COACHING BACKGROUND: Wyoming 1998, Arizona State 1999-2000, Athletes Performance, 2001-09, Jacksonville Jaguars 2009-10.

**MIKE SHULA**
QUARTERBACKS COACH

NFL: 19TH SEASON

JAGUARS: 4TH SEASON

A veteran of 22 years in the coaching profession, Mike Shula is in his fourth season as the Jaguars' quarterbacks coach. Shula's coaching career includes 18 years in the NFL and four seasons as head coach at Alabama.

David Garrard became the Jaguars' starting quarterback in Shula's first season with the club. Over the past three campaigns Garrard has completed 857 of 1,376 (62.3%) passes for 9,726 yards with 48 touchdown passes and 26 interceptions, a passer rating of 87.19. Garrard leads all NFL quarterbacks in rushing yards over that three-year span with 830 yards and a 4.2-yard average.

Garrard's 2009 season was capped by his appearance in his first Pro Bowl, replacing Peyton Manning. In 2008 Garrard posted career highs with 335 of 535 passing for 3,620 yards with 15 touchdowns.

In Shula's first season with the Jaguars, the club set a single-season franchise record with 28 touchdown passes. Garrard ranked third in the NFL with a team-record 102.2 passer rating, threw an NFL-low three interceptions, and broke the team record for highest completion percentage (64.0). He finished with the second-lowest interception percentage in any season for any quarterback in NFL history with 300-plus attempts at 0.92 (3 interceptions in 325 attempts).

Shula finished with a 26-23 mark in four seasons at Alabama and led the Crimson Tide to three consecutive bowl games including a 10-2 mark and an invitation to the Cotton Bowl in 2005. Shula played a major role in the development of quarterback Brodie Croyle, who holds the school's career records for pass attempts, completions and yards. He set the school's single-season record with 2,499 passing yards in 2005 and was drafted by the Kansas City Chiefs in the third round of the 2006 draft.

Prior to becoming a head coach, Shula spent three seasons as quarterbacks coach for the Miami Dolphins

from 2000-02 under Dave Wannstedt. It was Shula's second stint with Miami as he previously spent two years (1991-92) as a Dolphins assistant.

Quarterback Jay Fiedler compiled a 21-10 record as a starter during Shula's tenure as Miami's quarterbacks coach. Fiedler became just the second quarterback in team history to surpass the 3,000-yard passing mark in 2002. He finished with a 60.7 completion percentage, the highest by a Dolphin since 1995.

Shula served four seasons as offensive coordinator with the Tampa Bay Buccaneers from 1996-99 under head coach Tony Dungy. The Buccaneers qualified for the playoffs in two of Shula's four seasons and in 1999 won the NFC Central Division and reached the NFC Championship game.

Shula began his NFL coaching career as offensive assistant for the Buccaneers from 1988-89 and spent the 1990 season as quarterbacks coach. He also spent time as tight ends coach for the Chicago Bears under Wannstedt from 1993-95.

A three-year letterman (1984-86) at quarterback for Alabama, Shula finished his career with a 32-15-1 record as a starter. He was a 12th-round draft pick of Tampa Bay in 1987 and remained on the roster for part of the 1987 season. He earned his bachelor's degree in labor relations in 1987. He is the son of former Miami Dolphins head coach Don Shula (1970-95), the winningest coach in NFL history, and brother of former Cincinnati Bengals head coach Dave Shula (1992-96).

Shula, 45, and his wife, Shari, have three daughters: Samantha, Brooke and Ryan.

COACHING BACKGROUND: Tampa Bay Buccaneers 1988-90, 1996-99, Miami Dolphins 1991-92, 2000-02, Chicago Bears 1993-95, Alabama (head coach) 2003-06, Jacksonville Jaguars 2007-10.

**CORY UNDLIN**
DEFENSIVE BACKS COACH

NFL: 7TH SEASON

JAGUARS: 2ND SEASON

Cory Undlin was named defensive backs coach for the Jaguars this season after serving as defensive assistant coach in 2009. Now in his seventh year in the NFL and his 13th in coaching, Undlin previously served four seasons on the coaching staff of the Cleveland Browns and one with the New England Patriots after a five-year stint at the college level.

Undlin worked with the defensive line/outside linebackers in his first season with the Jaguars before moving to the secondary this year. In his last season in Cleveland he was promoted to defensive backs coach in 2008 and the defensive unit finished the season ranked 14th in the NFL in pass defense and second in interceptions with 23. Undlin spent the 2007 season as secondary coach and assistant special teams coach after serving as defensive quality control coach in his first two seasons with the Browns.

Prior to joining the Browns, Undlin spent the 2004 season as an assistant with the New England Patriots where he worked with the defensive backs.

Undlin was part of a Patriots team that won back-to-back Super Bowl championships and also won an NFL-record 21 consecutive games.

Undlin began his coaching career as linebackers coach in 1998 at his alma mater, California Lutheran, before being promoted to defensive coordinator in 2000. He served as a graduate assistant/defensive backs coach at Fresno State from 2002-03. During those two seasons, Fresno State won back-to-back Silicon Valley Bowls by defeating Georgia Tech and UCLA, respectively.





Undlin graduated from California Lutheran where he played defensive back from 1990-94 and later earned his master's degree in 2003. A native of St. Cloud, Minn., Undlin and his wife, Amy, have three children, son Caden, and daughters Brooke and Taylor.

COACHING BACKGROUND: California Lutheran 1998-2002, Fresno State 2002-03, New England Patriots 2004, Cleveland Browns 2005-08, Jacksonville Jaguars 2009-10.

MIKE EUBANKS

STRENGTH STAFF ASSISTANT

NFL: 2ND SEASON


JAGUARS: 2ND SEASON

Mike Eubanks joined the Jaguars in 2009 as an intern in the strength and conditioning department and was named strength staff assistant in 2010.

Eubanks, 29, previously served as a graduate assistant strength and conditioning coach for the Arizona State football team from 2008-09. He completed an internship under Jaguars strength and conditioning coach Luke Richesson at Athletes' Performance in Phoenix, Ariz. from 2007-08 where he helped athletes prepare for the NFL Combine and NFL veterans for the upcoming season.

Eubanks began his coaching career at Scottsdale

Community College from 2003-04 as defensive backs coach and spent two seasons (2006-07) as defensive backs, wide receivers and strength and conditioning coach at Seton Catholic High School in Phoenix. A native of Milwaukee, he was a three-year letterman on the football team at University of Wisconsin Eau-Claire. He earned a bachelor's degree in exercise and wellness and a master's in education from Arizona State.



ANTHONY LOMANDO

STRENGTH STAFF ASSISTANT

NFL: 2ND SEASON

JAGUARS: 2ND SEASON

Anthony Lomando is in his first season as a strength staff assistant, and his second season with the Jaguars. Lomando spent the 2009 season as an intern in the strength and conditioning department for the Jaguars.

Lomando came to the Jaguars after serving as strength and conditioning coach for Athletes' Performance in Phoenix from 2006-08. He worked exclusively with the Qatar National and Olympic Soccer teams from 2007-08 and was responsible for preparing the club for the World Cup and Olympic qualifying matches. In 2006, he interned under Jaguars strength and conditioning coach Luke Richesson in Phoenix and served under current Houston Rockets Director of Strength and Conditioning Darryl Eto with the NBA Summer Performance Training Program. He

directed a performance training business with athletes from 2004-06 before joining Athletes' Performance.

Lomando is a certified strength and conditioning specialist (CSCS) through the National Strength and Conditioning Association (NSCA-CSCS) and a certified corrective exercise specialist (CES) through the National Academy of Sports Medicine (NASM). A 2006 graduate of California Polytechnic State University-San Luis Obispo, Lomando received a master's degree in rehabilitation sciences from California University of Pennsylvania in 2008. Lomando was born in October 4, 1982 in Katy, Texas.



STAYING DISCIPLINED

The Jaguars led the NFL in fewest penalties called (78) and accepted (70) in 2009. The 70 penalties were the fewest in franchise history, as were the 542 penalty yards. They had four or fewer penalties in nine games. The offense had the third-fewest penalties (34) in the NFL. Defensively, the Jaguars were the only team to not have a pass interference penalty.

JAGUARS FEWEST PENALTIES IN FRANCHISE HISTORY

RK	YEAR	PENALTIES
1.	2009	70
2.	2007	76
3.	2002	89

JAGUARS FEWEST PENALTY YARDS IN FRANCHISE HISTORY

RK	YEAR	YARDS
1.	2009	542
2.	2007	594
3.	2002	685

**GENE SMITH****GENERAL MANAGER, SENIOR VICE PRESIDENT, PLAYER PERSONNEL**

Gene Smith was promoted to General Manager and Senior Vice President, Player Personnel on January 12, 2009. His responsibilities had increased in January of 2008 when he was given the title of Executive Director, College and Pro Personnel. His duties expanded even further in his role as General Manager, but his primary focus will continue to include the scouting and evaluation of hundreds of college and pro players on an annual basis, and the orchestration of both the college draft and pro free agency processes. Gene is assisted by ten talent evaluators with over eighty years of scouting experience in the NFL. He works closely with head coach Jack Del Rio and the coaching staff to collectively build a playoff caliber Jaguars roster.

Smith is one of 14 staff members who joined the franchise in 1994. He has been a part of building Jaguars teams that have made eleven playoff game appearances, including two AFC Championship games. His first draft class in 2009 was led by two offensive tackles selected in the first two rounds in Eugene Monroe and Eben Britton. In the first two rounds in 2010 Smith continued to strengthen the team up front by acquiring two defensive tackles, Tyson Alualu and D'Anthony Smith.

After six years as a Jaguars college scout, Smith became the director of college scouting in 2000, and he scouted the nation and helped guide the team's NFL draft for the next eight years. Smith was previously the team's college scout responsible for the southeast United States. He joined the Jaguars on May 1, 1994 and was originally the team's scouting representative for the northeast with the BLESTO scouting combine, which he joined in February 1994. He was the southeast regional scout for BLESTO in 1995 before becoming solely the southeast regional scout for the Jaguars.

Smith had previously been an assistant coach at the college level for eight years. He worked at Edinboro University from 1989 to '94, serving as an assistant coach, recruiting coordinator, and strength and conditioning coordinator. From 1986 to '88 Smith worked at Ohio University, where he began his college coaching career as a graduate assistant and later served as an assistant coach.

Smith graduated from Heidelberg College, serving



COACHES

SCOUTS

STAFF

PLAYERS

HISTORY

RECORDS

MISC.



as a captain of the football team while playing as a defensive lineman. He graduated in 1986 with a degree in education and in 1987 received his master's degree with emphasis in athletic administration from Ohio University. In 2010 Smith was selected to be a member of NFL's General Managers Advisory Committee which is an advisory arm of the Competition Committee. He was a member of the 2008 NFL Managers Program at Stanford University's Executive Education Graduate School of Business.

Smith is a member of both the NFL College Advisory Committee and the National Invitational Camp (NFL Scouting Combine) Selection Committee. He's been inducted into his high school hall of fame, and served as a captain of the Monroeville (Ohio) High School football team as well, under Ohio high school hall of fame head coach Steve Ringholz. He is active in various charitable causes.

Born December 31, 1963, Smith is a native of Monroeville, Ohio. He is married with two daughters.

TERRY McDONOUGH

DIRECTOR, PLAYER PERSONNEL

Terry McDonough was promoted by General Manager Gene Smith to Director, Player Personnel on Jan. 12, 2009 after being named national scout on May 30, 2008. He scouts the top collegiate players throughout the nation, as well as the top free agency prospects each year. Additionally, McDonough does crosschecks, attends all major all-star practices and selective spring player workouts of the top draft-eligible players as well as handling the trades with other teams on draft day. He also has some additional pro personnel responsibilities.

In McDonough's first draft as Director, Player Personnel the 2009 draft class was led by two offensive tackles selected in the first two rounds in Eugene Monroe and Eben Britton and on the defensive side defensive tackle Terrance Knighton and cornerback Derek Cox were selected in the third round. In the first two rounds in 2010 the team was strengthened up front again in acquiring two defensive tackles, Tyson Alualu and D'Anthony Smith.

A Boston native, McDonough began his NFL scouting career with an internship with the San Francisco 49ers in 1989. Following his graduation from Massachusetts with a sports management degree, he was named player personnel director of the Barcelona Dragons of the World League in 1990. While with the Dragons (1990-92), McDonough handled a variety of personnel assignments, serving as west coast scout

for the league and helping each team prepare for the WFL drafts. McDonough toured both NFL and CFL training camps to grade potential WFL players.

The 1991 Barcelona team finished with a 9-3 record, losing the league title to London in the World Bowl. The following season, the Dragons captured the European title.

In 1992, McDonough was hired by the Cleveland Browns as the southeast area scout, and he moved to Baltimore with the franchise in 1996. McDonough joined the Jaguars in 2003 from the Baltimore Ravens, for whom he scouted the eastern half of the country for the previous three years as the Ravens' eastern college supervisor under the direction of General Manager Ozzie Newsome. During McDonough's tenure with the Ravens the team won Super Bowl XXXV following the 2000 season.

At Hingham (Mass.) High School, McDonough was all-conference as a running back in football as well as in baseball, and he also lettered in basketball. He transferred to Bridgton Academy, where a serious knee injury that required reconstructive surgery ended his playing career. McDonough has three children, Patrick, Caroline, and Brendan, and lives in Jacksonville.



COACHES

SCOUTS

STAFF

PLAYERS

HISTORY

RECORDS

MISC.

**LOUIS CLARK****ASSISTANT DIRECTOR, PRO PERSONNEL**

Louis Clark was promoted to Assistant Director, Pro Personnel on May 13, 2003, after serving as a college scout for the Jaguars since 1997. A former wide receiver for the Seattle Seahawks and Green Bay Packers, Clark handles the advance scouting and also assists in college player evaluations.

Clark attended Mississippi State where he played wide receiver from 1983 to '86. He graduated with a degree in educational psychology in 1994. Clark was selected in the 10th round of the 1987 college draft by the Seattle Seahawks. He played seven seasons in the NFL, six with the Seahawks and one with the Green

Bay Packers before retiring after the '93 season. Clark has a brother Dave Clark who played 13 years as a major league baseball player and currently is the third base coach for the Houston Astros.

Clark was born July 3, 1964 in Tupelo, Miss. He and his wife Carla, have a son, Antonio, and a daughter, Antonece. They live in Jacksonville.

**TIM MINGEY****ASSISTANT DIRECTOR, COLLEGE PERSONNEL**

Tim Mingey was promoted to Assistant Director College Personnel on Jan. 12, 2009 and has been with the Jaguars since 1994, serving as a college scout for nine years before being named executive scout in 2003. He has the responsibility of scouting the south-east region of the United States. In February 2010, Mingey was presented the C.O. Brocato Scout of the Year Award from the Pro Football Hall of Fame.

Additionally, Mingey does selective crosschecks and attends all major all-star practices and spring player workouts of the top draft-eligible players. He also coordinates the post-draft college free agency process and has some additional pro personnel responsibilities.

Mingey is one of 14 staff members who joined the franchise in 1994. Before joining the Jaguars, Mingey spent 11 years as a college assistant coach and then 10 years as a recruiting coordinator. His college coaching career began in 1973 as defensive coordinator/ inside linebackers coach at St. Joseph College (Ind.), where he had been a three-year varsity letterman as a defensive back. He was a graduate assistant

at Western Michigan from 1974 to '75, then served as defensive coordinator at Loyola Academy in 1976 before returning to Western Michigan as an assistant coach from 1977 to '81. In 1982, Mingey was coach of the secondary at East Carolina, and in 1983 he coached at Miami (Ohio) University as defensive coordinator/inside linebackers coach.

In 1984, he was named the recruiting coordinator at the United States Military Academy. He served there until 1987, and then spent 1988 to '90 as recruiting coordinator at Tennessee. In 1991, Mingey returned for three more years at the U.S. Military Academy before joining the Jaguars.

Mingey received a bachelor of science degree in physical education from St. Joseph College in 1972 and a master of arts in physical education in 1976 from Western Michigan. Mingey was born January 1, 1950 in Chicago.

**ANDY DENGLER****NATIONAL SCOUT**

Andy Dengler was promoted to National Scout on Jan. 12, 2009 and has been a Jaguars college scout since 1998. He is responsible for scouting the top collegiate players throughout the nation. Dengler joined the Jaguars from the National Football Scouting combine, where he was an area scout in the northeast and mid-Atlantic regions the previous four years. He has some additional pro personnel responsibilities as well.

Previously, he was an assistant head coach, offensive line coach and defensive backfield coach at St. Joseph's (Ind.) College (1992-95); offensive coordinator, interim head coach and offensive line coach at

Tiffin University (1990-92); a graduate assistant at Bowling Green (1988-90); and an assistant high school coach in Circleville, Ohio.

He received a degree in history at Heidelberg College and a master's in secondary education at Bowling Green. He was born Sept. 9, 1963 in Berea, Ohio. He and his wife, April, live in Circleville, Ohio, with their daughters Emily and Abigail.



**JASON DESJARLAIS****REGIONAL SCOUT**

Jason DesJarlais was promoted to Regional Scout on June 1, 2009. He joined the Jaguars as their BLESTO scout for the southeast area on May 18, 2007. He will be responsible for scouting the midwest of the United States. Prior to joining the Jaguars, DesJarlais was the Special Teams Coordinator/Defensive Assistant at Yale University. While at Yale, Jason served as an intern for scouting during the Jaguars 2006 Training Camp.

Jason's college football experience includes stints at Jacksonville University (2005-06 Special Teams/ Recruiting Coordinator and Secondary), The University of San Diego (2002-05 Defensive Coordinator/ Recruiting Coordinator, Linebackers Coach, Secondary Coach and Interim Head Coach, 1999-2000), Bates

College in Lewiston, Maine (2000-02 Defensive Line and Strength Coach), Humboldt State University (1997-99 Defensive Line), and the University of Montana (Western) (1996-97 Defensive Line). As a collegiate, Jason twice earned All-American honors (1994-95). He was also named Defensive MVP of the National All-Star Game (1996). Jason holds both a B.S., in Education and a Masters in Science. Jason and his wife Dana have a daughter Makala, and live in Jacksonville.

**CHRIS DRIGGERS****PRO SCOUT**

Chris Driggers is in his 13th year scouting and 16th overall with Jaguars. Now in his second season in the pro department, after scouting the southwest for nine years, Driggers is now responsible for grading pro evaluations and player workouts, as well as college evaluations.

Originally hired in October, 1994, Driggers worked his way up to salary cap administrator, assisting in preparing player contract proposals, salary cap administration and negotiating player contracts. He became a scouting assistant in 1998, assisting in the evaluation of free agents

along with college and pro players. He is one of 14 staff members who joined the franchise in 1994.

Driggers, a native of Jacksonville, graduated from the University of Alabama with a degree in finance. He and his wife, Alyson, have three sons, Thomas, Travis and Tyler.

**MARTY MILLER****REGIONAL SCOUT**

Marty Miller is in his ninth season with the Jaguars, joining the organization on February 21, 2002. He begins his third season as Regional Scout for the Jaguars. As well as covering the West Coast, he has some additional pro personnel responsibilities scouting select free agents on NFL rosters. The previous four seasons, he worked the northeast United States as a regional scout. His initial season in Jacksonville, he worked as the team's scouting assistant. In that capacity he assisted the pro scouting department, evaluating players in the NFLEL, the CFL, the Arena League and doing some advance scouting of NFL teams and their practice squads.

Miller previously worked as coordinator of football


administration for the Los Angeles Xtreme of the XFL. He has also worked as a part-time staff assistant for the San Diego Chargers and the Kansas City Chiefs. He is the son of Les Miller, a longtime NFL personnel director. Diagnosed with Young Onset of Parkinson's Disease in 2009, Miller hopes to use his platform as a representative of the NFL as a springboard to Parkinson's awareness and education. A graduate of Pacific Christian College, he and his wife, Kerinda, live in Boise, Idaho with daughter, Channing and son, Gannon.

**CHRIS PRESCOTT****REGIONAL SCOUT**

Chris Prescott begins his second season as Regional Scout for the Jaguars. In 2008, he served as the northeast regional scout. He has been with the department since 2002. He will be responsible for the southwest United States for the Jaguars.

Prescott played safety for four years at Western

New England College (Springfield, Mass.), where he holds a degree in sports management and a master's in business administration. A



COACHES

SCOUTS

STAFF

PLAYERS

HISTORY

RECORDS

MISC.



native of Bridgeport, Conn., he worked for the Bridgeport Bluefish minor-league baseball team (1999) and for Madison Square Garden (2000), where he worked for the Hartford Wolfpack (New York Rangers

minor-league hockey affiliate) and the New England Sea Wolves (Arena League). Prescott was born on October 28, 1979. He is single and lives in Jacksonville.

BRIAN SIMMONS


REGIONAL SCOUT

Brian Simmons was named Regional Scout for the Jaguars on June 1, 2009. A veteran of 10 years in the NFL, Simmons played linebacker for the Cincinnati Bengals and New Orleans Saints before beginning his career in scouting.

Simmons, 34, was selected 17th overall in the 1998 college draft by the Cincinnati Bengals. He played nine seasons (1998-2006) with the Bengals before spending his final season with the New Orleans Saints in 2007. In 2004 he was selected for the Good Guy Award by the Cincinnati chapter of the Pro Football Writers of America.

A native of New Bern, N.C., Simmons attended the University of North Carolina where he played from 1994-97 and was a team captain and a first-team All-America selection. He graduated with a Bachelor of Arts degree in Sociology in 1998, the same year he was inducted into the UNC Football Ring of Honor.

Simmons and his wife, Rachel, have a daughter Brianna, and a son, Tyler.



JAKE PEETZ

BLESTO SCOUT

Jake Peetz was named BLESTO Scout on June 1, 2010 after being named Scouting Assistant, College/Pro Personnel on May 27, 2008. His duties include the evaluation of college players in the southeastern United States. Prior to joining the Jaguars, Peetz was at UCLA serving as the offensive intern for Offensive Coordinator Norm Chow in the Spring of 2008 and defensive intern for Defensive Coordinator DeWayne Walker in the Fall of 2007. In the fall of 2006 Peetz served as the Safeties coach and Assistant Strength & Conditioning coach at Santa Barbara City College, before joining the Indiana Pacers of the NBA for the 2006-2007 season as a part of their performance training staff. In the spring of 2006 Peetz served as an intern at the Athletes' Performance Institute in Tempe, AZ.

Jake Peetz earned his bachelor's degree in Exercise Science in December of 2005 while playing football at the

University of Nebraska. A letterman, Peetz served in a reserve role on in the Husker secondary and on Special Teams. Peetz also made an impact in the community, he was one of the most active student-athletes off the field, twice being named to the Brook Berringer Citizenship Team for his extensive community outreach work. Jake also was a football representative for the University of Nebraska's Student-Athlete Advisory Committee, and volunteered his time with the Special Olympics, the Dads of Kids with Disabilities Program, in addition to devoting time visiting hospitals and schools in the area. A native of O'Neill, NE, Jake was born on April 5, 1983 and currently resides in Jacksonville.



PATRICK MULARKEY

SCOUTING ASSISTANT, PLAYER PERSONNEL


Patrick Mularkey was named Scouting Assistant, Player Personnel on June 1, 2010. His duties include assisting in the day-to-day operations of the scouting department. He is responsible for the evaluation of assigned college players and NFL teams including the evaluation of unrestricted NFL free agents and players in the Arena Football League. He also works with draft-eligible player visits in the spring and workout players throughout the regular and off-season.

Prior to joining the Jaguars, Patrick spent his high school summers working training camp as an equipment manager for the Pittsburgh Steelers. In 2005, he interned with the Buffalo Bills Personnel Department where he assisted with free agency and player work-

outs. Patrick later interned with the Atlanta Falcons Strength and Conditioning staff during their 2008 training camp.

Patrick earned his bachelor's degree in Sports Management from Clemson University while working part-time in the football office. He is the son of Mike Mularkey who is currently the offensive coordinator for the Atlanta Falcons. His younger brother Shane plays linebacker for the University of North Carolina.

Patrick was born February 15, 1986 in Eden Prairie, MN. He currently resides in Jacksonville, FL.



American coach of Jacksonville

"Where Quality & Service are #1"



- Largest Fleet in the State
- Group Charter Service
- Convention & Employee
- Shuttle Service

- Airport Transfers
- Extensively Trained Drivers & Sta
- Cellphone & GPS Equipped
- Audio & Video/DVD Equipment

CELEBRATING
OUR 35TH YEAR
OF EXCELLENCE

www.americancoachlines.com

"Exclusive Motor Coach Provider
of the Jacksonville Jaguars"



904 355-9999

QUALITY EDUCATION FOR ALL
THE KEY TO JACKSONVILLE'S FUTURE

American Coach Lines of Jacksonville, FL
3501 W. Beaver Street, Jacksonville, FL



MIKE PERKINS

VIDEO DIRECTOR

Mike Perkins is the Jaguars' video director, and his primary responsibilities include compiling and editing all game and practice video for coaches' and scouting analysis, cataloging NFL and college game video and producing "cut-ups." He also manages all video equipment and design of the Jaguars' video department, including implementing the team's state-of-the-art XOS editing system. He is one of 14 staff members who joined the franchise in 1994.

Perkins was hired by the Jaguars on May 12, 1994, after

serving as video coordinator for three years at Syracuse University. Prior to that, he served with the Tampa Bay Buccaneers as assistant video director from 1987-90. Perkins was born May 24, 1967, in Tuscaloosa, Ala. Perkins and his wife, Jennifer, and son Tyler live in Jacksonville.



DREW HAMPTON

EQUIPMENT MANAGER

Drew Hampton was named equipment manager on July 2, 1998, after serving one year as assistant equipment manager. His responsibilities include ordering, issuing and maintaining all uniforms and footwear, players' protective equipment, coaches' and support staff apparel, as well as ordering and maintaining all field equipment and supervising its transport for home and away games.

In 2004, Hampton was named the National Football League's "Equipment Manager of the Year" by vote of his peers, and was presented the Whitey Zimmerman Award.

Before coming to Jacksonville, Hampton had worked

in the New York Jets' equipment room on a part-time and full-time basis since he was 13 years old. His father, Bill Hampton, was the Jets' equipment manager for 39 years until retiring in 2001 (he moved to Florida and now assists his son on game days). Drew's brother, Clay, is the senior director of football operations for the Jets. Hampton was born July 29, 1966 in Long Island, N.Y. He and his wife, Janine, have three daughters: Paige, Peyton and Haley.



MIKE RYAN

HEAD ATHLETIC TRAINER, PHYSICAL THERAPIST

Michael Ryan has been the Jaguars' original head athletic trainer/physical therapist since June 1, 1994, after serving as assistant athletic trainer/physical therapist for the New York Giants for six seasons starting in April 1988. His NFL career started by working as an athletic trainer intern with the Giants for three preseason training camps from 1984 to '86.

This is his 23rd season in the NFL and Ryan is one of 13 staff members who joined the franchise in 1994. In 2003, Ryan and his staff won the prestigious Ed Block Courage Award's NFL Athletic Training Staff of the Year.

Ryan is President of the Professional Football Athletic Trainers' Society Research & Education Foundation. Ryan is a member of the National Football League Foot & Ankle Committee. Mike also serves as Chairman of the NFL Collegiate Athletic Trainers Committee. Ryan is a member of the Sports Concussion Medical Advisory Board. He is a member of the Korey Stringer Institute Medical & Science Advisory Board and an advisor and co-author of the National Athletic Trainers Association's Position Statement on Lightning Safety For Athletics and Recreation.

He is an accomplished lecturer and consultant internationally on numerous topics related to sports medicine and athletic performance. Ryan is a popular author on countless sports medicine topics throughout the year.

Michael has served as a volunteer athletic trainer/physical therapist at the United States Olympic Training Center in the summer of 2008 to assist the Olympic medical staff and

athletes as they prepared for the 2008 Summer Olympics in Beijing, China.

Ryan attended Central Connecticut State University, where he received a bachelor's degree in athletic training in 1985. He was a scholar-athlete in cross country and a miler in indoor and outdoor track at CCSU. In 2010, Ryan was named the recipient of the Central Connecticut State University Kaiser Alumni Service Award. He also earned a degree in physical therapy from the University of Connecticut in 1988. Ryan is the recipient of the 2008 Southeast Athletic Trainers Association's Professional Athlete Trainer of the Year award and the Athletic Trainers Association of Florida's 2007 Athlete Trainer of the Year.

An avid fitness enthusiast, Ryan has participated in countless challenging races and triathlons. These competitions include six Ironman Triathlons in Hawaii (1994), New Zealand (1996), Canary Island (1998), Brazil (2000), Idaho (2004) and Austria (2009), three Escape from Alcatraz Triathlons, and the 2002 World Championship Duathlon, in which he finished 14th in his age group. Other races include the famous Running with the Bulls in Pamplona, Spain, the Run-Up the Empire State Building in New York and the Boston Marathon. Ryan was born in Framingham, Mass. Mike, his wife, Samantha, and son, Gannon live in Ponte Vedra Beach.



**DR. CARLOS TANDRON****HEAD TEAM PHYSICIAN**

Dr. Carlos Tandron is in his tenth season as the Jaguars' head team physician after serving as the Jaguars' associate orthopaedic surgeon from 1995 to 2000. He is responsible for all orthopaedic matters dealing with injuries to joints and muscles, as well as surgical procedures.

Dr. Tandron is a graduate of Georgia Tech University and Emory Medical School in Atlanta, and he did his internship and residency at Emory University Affiliated Hospitals. He maintains a private practice at Jacksonville Orthopedic Institute and is a member of the active staff at Baptist Medical Center. He is a mem-

ber of the NFL Team Physician Society, the American Board of Orthopedic Surgeons and American Medical Association. Dr. Tandron is a team physician for Jacksonville University, Florida Community College-Jacksonville and Bishop Kenny High School. Dr. Tandron was born July 3, 1958 in Santa Clara, Cuba. He and his wife, Jenny, have two sons, Carlos and Max, and two daughters, Alexia and Marissa.

**DR. DAVID MURRAY****CHIEF MEDICAL OFFICER**

Dr. David Murray is in his 16th season as the team's chief medical officer. He is responsible for all matters dealing with illnesses and non-orthopaedic injuries for the players, coaching and administrative staffs.

Dr. Murray is a graduate of Yale University and the West Virginia University School of Medicine. He did his internship and residency in internal medicine at Shands Jacksonville, and is board certified in internal medicine, sports medicine and geriatrics. A director of Emergency Resources Group, Dr. Murray actively practices emergency medicine at its six hospitals in northeast Florida. Sports medicine has long been an interest of Dr. Murray. He was involved with the Jacksonville Tea Men of the North American Soccer

League (1980 to '81) and the Jacksonville Bulls of the USFL (1984 to '86). Presently a member of the Jacksonville Sports Medicine program, he is involved in the pre-participation screening of public school athletes in the area, as well as college athletes at Jacksonville University and the University of North Florida.

Born July 7, 1947 in Spencer W. Va., Dr. Murray and his wife, Cynthia are active in the preservation of the historic San Marco section of Jacksonville. They are the parents of a son, David, and a daughter, Lida.

**DR. ANDY RUFFETT****TEAM NEUROPSYCHOLOGIST**

Dr. Andrew Ruffett received his Bachelor's degree from Dartmouth College in 1974 (magna cum laude) and received his Ph.D in Clinical Psychology from Purdue University in 1980. Since completing his internship training at the Indiana University Medical Center, he has worked as a clinical psychologist and neuropsychologist in a variety of inpatient and outpatient settings.

He has been in full-time private practice in Jacksonville since 1988, specializing in adult neuro-

psychological assessment. Dr. Ruffett was born on Sept. 18, 1952 in Torrington Conn. He has been married for 36 years to his wife, Susan, who is a reading coach for teachers in the Duval County School System. He and his wife have two children, Katharine and Michael.

**DR. HIRAM
CARASQUILLO**ASSOCIATE ORTHOPEDIC
SURGEON**DR. STEVEN
CRENSHAW**ASSOCIATE ORTHOPEDIC
SURGEON**DR. WILLIAM
PUJADAS**ASSOCIATE ORTHOPEDIC
SURGEON**DR. BRUCE
STEINBERG**ASSOCIATE ORTHOPEDIC
SURGEON**DR. RICHARD
SALKO**

DENTIST

COACHES

SCOUTS

STAFF

PLAYERS

HISTORY

RECORDS

MISC.

**PAUL VANCE****SENIOR VICE PRESIDENT, FOOTBALL OPERATIONS/GENERAL COUNSEL**

Paul Vance has served as senior vice president of football operations since 2001, after serving as general counsel to the team since the inception of the Jaguars. Vance is responsible for the Jaguars' player budget, salary cap strategy and planning and player contract negotiations. He also oversees the team training and medical functions, the team video and equipment departments and team travel and logistics. In addition, he is responsible for all aspects of the Jaguars' legal needs and assists owner Wayne Weaver on relations with the NFL involving legal and football matters.

From 2001 on, Vance has been responsible for the negotiation of all veteran, rookie and free agent contracts, working with the coaching and player personnel departments to coordinate the roster building decisions and maintain salary cap as well as cash management strategies.

In 2002 he was credited with developing the plan to solve the Jaguars salary cap problems. The plan involved the drastic but necessary decision to offer Pro Bowl tackle Tony Boselli, Gary Walker and Seth Payne to the Houston Texans in the Expansion Draft, as well as the implementation of fiscal restraint in player contracts and acquisition for the 2002 and 2003 seasons. By 2004, the Jaguars emerged with one of the healthiest cap situations in the NFL and have continued in this manner to date.

After the coaching change was announced at the end of the 2002 season, Vance assisted owner Wayne Weaver in the identification and interview of prospective candidates. The process led to the signing of head coach Jack Del Rio. Through 2008, the Jaguars reestablished the team as a consistent contender in the

AFC South, twice making the playoffs and winning a playoff game in Pittsburgh in the 2007 season.

Vance has been with the Jaguars since July 1994, following 21 years in private law practice in Connecticut. While there, he represented Wayne Weaver and the Jaguars during the expansion process. Since coming to Jacksonville, he has been of counsel with the Jacksonville office of Foley & Lardner, which serves as the primary law firm of the Jaguars.

He graduated from the University of Rochester in 1969 with a degree in economics. While at Rochester, he played baseball and captained the school's basketball team. He received his J.D. in 1973 from Columbia, where he was a Harlan Fiske Stone Scholar.

Among his community activities, he is a member of the Advisory Board of Florida Coastal School of Law, and has served on the boards of the Jacksonville Museum of Science and History and the MaliVai Washington Kids Foundation. He is a past member of the Business Advisory Council of the University of North Florida's Coggin School of Business and the Alliance for World Class Education. He has also served as a member of the steering committee of Downtown Visions, Inc., which successfully organized a business improvement district in downtown Jacksonville. A native of Buffalo, N.Y., Paul and his wife, Jane, live in Jacksonville. They have four children: daughters, Kerry and Jamie, and sons, Jordan and Derek.

**BILL PRESCOTT****SENIOR VICE PRESIDENT, STADIUM OPERATIONS/CFO**

Bill Prescott is the senior vice president, stadium operations/chief financial officer for the Jaguars. He is responsible for managing the Jaguars areas of Jacksonville Municipal Stadium as well as stadium concession operations on a year-round basis. Prescott serves as the liaison for the Jaguars and the City of Jacksonville on lease matters and SMG facility and game day operations issues.

Prescott oversaw the design and construction of the 2004 \$63 million renovation of Jacksonville Municipal Stadium. All of the renovations were completed in time for Super Bowl XXXIX, which was played on February 6, 2005.

As CFO, he oversees the financial operations and information technology of the team. Prescott interacts with the NFL on financial and business matters. He also serves on an NFL committee to review the best practices of financial and business operations.

Prescott is also responsible for the financial operations of other Wayne Weaver-related entities, such as

the DAR Group, the Jacksonville Jaguars Foundation and the Weaver Family Foundation. He has been involved with the Jaguars since their inception and has also handled the Weavers' finances since 1980.

A native of the Bronx, N.Y., Prescott is a graduate of Pace University with a degree in accounting and a master's degree in taxation. Prescott is a member of the executive board and treasurer of Visit Jacksonville, a professor at the University of Phoenix, and former chairman for the Mohawk District of the Boy Scouts of North Florida, an urban scouting program serving the at-risk youth of Jacksonville. Prescott was born May 7, 1956. He has two sons, Christopher and Michael and a step-daughter Nikki. He and his wife, Kim, live in Ponte Vedra Beach.



**DAN EDWARDS****SENIOR VICE PRESIDENT, COMMUNICATIONS AND MEDIA**

Dan Edwards, the Jaguars' senior vice president of communications and media, is in his 27th NFL season and his 17th year with the Jaguars. He is responsible for overseeing all aspects of the Jaguars' communications division, which includes media relations, community relations, publications, broadcasting, and content for the team's web site, www.jaguars.com.

Edwards joined the Jaguars on May 4, 1994 with ten seasons of NFL experience including nine years with the Pittsburgh Steelers, the last seven as public relations director. In 2003 the Jaguars' community relations department and Internet content were added to his responsibilities when he was promoted to vice president. He is one of 13 current staff members who have been with the franchise for 16 years, beginning in 1994.

Previously the public relations director for the Steelers (1987-93), Edwards began his NFL career in 1984 as a public relations intern in the NFL office in New York. He spent the 1984 football season working in publicity for the Miami Dolphins before joining the Steelers in 1985. He has also worked for the NFL on its Super Bowl PR staff at 21 Super Bowls in addition to

the 1990 Pro Bowl.

Prior to entering the NFL, Edwards worked in professional baseball as an administrative assistant with the Eugene (Ore.) Emeralds, a single-A affiliate of the Cincinnati Reds. He played football and baseball for Montgomery College (Md.) before transferring to the University of Oregon.

Edwards received his undergraduate degree in business administration/management from the University of Oregon in 1981, and a master's degree in sports administration/facility management from Ohio University in 1984. In 2004 he attended the NFL-Stanford Program for Managers at Stanford University. Edwards currently serves as an adjunct professor in sport communication at the University of North Florida, and he is a member of the Leadership Jacksonville class of 2009.

Edwards and his wife Tricia have four children: sons Christian and Preston and daughters Danielle and Victoria.

**MACKY WEAVER****SENIOR VICE PRESIDENT, SALES AND MARKETING**

Macky Weaver was promoted to senior vice president for sales and marketing in April 2010. His responsibilities include overseeing all sales activities (premium, general bowl, and suites seating), sponsorship, marketing, customer service, special events and game day operations. In addition, he is responsible for the sales of the Jaguars media department, including Jaguars radio and TV broadcasting as well as jaguars.com, the team's website. Unique to the NFL, this allows the Jaguars unprecedented coordination of the sales efforts of the team.

Prior to this, Macky served as executive director where he was responsible for the sales and service of

all sponsor and media inventory associated with the Jaguars and Jacksonville Municipal Stadium.

He originally joined the Jaguars on May 15, 1994 as an account executive in corporate sponsorship. He was promoted director of corporate sponsorship in December of 1997 and to executive director in 2004. He is one of 13 staff members who joined the Jaguars in 1994. Weaver was born May 21, 1965 in Atlanta and moved to Jacksonville in 1976.

**WHY JAGUARS?**

Finalists in the contest to name the NFL's expansion team in Jacksonville included Sharks, Stingrays and even Panthers, but it was "Jaguars" that was ultimately selected and announced on December 6, 1991. Utilizing the services of the marketing experts from NFL Properties' Creative Services division and with the partners of Touchdown Jacksonville!, the enthusiastic fans of Jacksonville finally had a name to call what just less than two years later would become the 30th franchise to join the NFL.

Although thousands of entries were received when a contest was held to name the team, a majority of hundreds agreed with the name "Jacksonville Jaguars." Of those who submitted the name Jaguars, Jacksonville resident Ray Potts was randomly selected as the contest winner and for his contribution was provided a trip to the Super Bowl that year.

Considered the most aggressive and feared big cats in North America, the Jacksonville Jaguars look to pay tribute to their namesake in championship form.

COACHES

SCOUTS

STAFF

PLAYERS

HISTORY

RECORDS

MISC.

**SKIP RICHARDSON****EXECUTIVE DIRECTOR, FOOTBALL OPERATIONS/FACILITIES**

After serving four years as director of security for the Jaguars, Skip Richardson was named director of football operations in 1999 before being promoted to executive director in 2005. He oversees all administrative matters for the football operations department, including player programs, team travel and security, as well as coordination and management of the team's facilities. He is a member of the NFL security task force that was established after September 11, 2001. Richardson also worked with Paul Tagliabue's staff regarding security for Super Bowl XXXIX in Jacksonville.

In 2000, the Jaguars were honored with the "Most Outstanding Player Development Program" award at NFL meetings in San Diego.

A veteran of 23 years in law enforcement, Richardson joined the Jaguars on July 21, 1995. He still directs every phase of security for the team, as well as handling security matters involving the NFL office. He works closely with local, state and federal law

enforcement agencies. Richardson was previously a police S.W.A.T. team supervisor for the Jacksonville Sheriff's Office and planned security for all special events held in Jacksonville, such as the annual Florida-Georgia game, the Gator Bowl and the Jazz Festival. Richardson retired as a supervisor from the Jacksonville Sheriff's Office in 1995.

He received a degree in criminology from Florida State University. A native of Jacksonville, Richardson is active in the Police Athletic League. Richardson in past years has been active in Big Brothers/Big Sisters and the Jacksonville Symphony Guild. He is a member of the American Society for Industrial Security, National Association of Chiefs of Police, and the Florida Association of Licensed Investigators. Richardson and his wife, Ann, have a son, Brett, and a daughter, Kristen.

**BRUCE SWINDELL****EXECUTIVE DIRECTOR, INFORMATION TECHNOLOGY**

Bruce Swindell is responsible for the development, procurement, implementation and management of computer-related technology and training within the Jaguars organization. This support extends to all facets of the organization, and includes database and application development and support, network administration, help desk support and hardware maintenance.

Swindell has guided the development of the team's award-winning website (www.jaguars.com) since it went online in 1996. Swindell joined the Jaguars on November 29, 1994, following 21 years of service in the U.S. Navy. During his Naval career, he served in vari-

ous locations throughout the United States and the world, including Iceland, Puerto Rico and the British Indian Ocean Territories. He is one of

14 staff members who joined the franchise in 1994.

Swindell was born December 1, 1954, in Woodbury, N.J., and received a degree in business administration from Limestone College in Gaffney, S.C. He and his wife, Jane, have a son, Wade, and a daughter, Erica.

**TIM BISHKO****DIRECTOR, TICKET OPERATIONS**

Timothy Bishko has been the director of ticket operations for the Jaguars since 2000. He is responsible for ticket operations and ticket distribution. Bishko joined the Jaguars in September 1994 as a ticket specialist, and he worked his way up the ranks to his current position. He is one of 13 staff members who joined the franchise in 1994. Prior to joining the Jaguars, he was an intern in the athletic department at Jacksonville University.

He received an associate degree in sports administration from Becker College in 1991 and a bachelor's degree in sport management from the University of Massachusetts in 1994. He was born November 3, 1971 in Hadley, Mass. Bishko is single and lives in Jacksonville.



**SASHI BROWN****ASSISTANT GENERAL COUNSEL**

Sashi Brown joined the Jaguars prior to the 2005 NFL season. Now in his sixth season with the Jaguars, Brown advises the franchise in a variety of legal and business matters. His responsibilities include contract negotiation, employment matters, insurance and risk management, intellectual property and licensing issues and litigation management.

Prior to joining the Jaguars, Brown was an attorney with Wilmer, Cutler, Pickering, Hale and Dorr, a private law firm based in Washington, D.C. As a member of the firm's corporate law practice group, Brown advised companies in a variety of business transactions.

Brown earned an undergraduate degree from

Hampton University in 1998 and a juris doctorate degree from Harvard Law School in 2002. Brown is a member of the New York, District of Columbia and Florida bars.

In addition to his duties with the Jaguars, Brown serves as a member of the Board of Directors and Chairman of the Section 8 Subcommittee to the Jacksonville Housing Authority. Brown resides in Jacksonville with his wife Paige. He is a native of Boston, Massachusetts, where he was born on May 15, 1976.

**TIM WALSH****DIRECTOR, FOOTBALL ADMINISTRATION**

Tim Walsh was named the Jaguars' Director of Football Administration in 2007. He is in his 14th year with the Jaguars organization. He works closely with Senior Vice President of Football Operations Paul Vance in managing the Jaguars salary cap and developing their strategic planning. His other responsibilities include crafting contract proposals and parameters, negotiating player contracts, budgeting and coordinating the Jaguars compliance with the NFL's Collective Bargaining Agreement and NFL Player Personnel rules.

Walsh started his NFL career in 1996 with the NFL Management Council, for which he monitored the league-wide salary cap and analyzed NFL player contracts. Walsh graduated summa cum laude in accountancy from the University of Notre Dame and earned his master's degree in sport management from the University of Richmond.

**JACKSONVILLE****JAGUARS**



COACHES
 SCOUTS
 STAFF
 PLAYERS
 HISTORY
 RECORDS
 MISC.

JAGUARS STAFF



ALISA ABBOTT
Exec. Assistant to Sr. VP,
Comm. & Media



ERIC BARTOLUCCI
Group Sales Executive



JUSTIN BLAND
Assistant Athletic Trainer



BLAKE BURDETT
Staff Accountant



LEAH BUSH
Payroll Specialist



CARLOS CACERES
Assistant Producer,
Game Day Operations



KITTY CASH
Exec. Asst. to Sr. VP,
Stadium Operations/CFO



RHONDA CHARLES
Executive Assistant,
Legal Department



MICHAEL CHLEBOVEC
Fan Services Executive



ANNE COFER
Account Coordinator,
Corporate Sponsorship



THERESA COSCIA
Premium Seating, Sales and
Service Executive



JASON DEAN
Help Desk Coordinator




BRIAN D'ERRICO
Assistant Controller



DANA DESJARLAIS
Executive Assistant,
Player Personnel



SANDY DODD
Manager, Executive Office



BONITA DOLL
Executive Assistant to
Delores Barr Weaver



NICOLA DRAKE
Senior Manager,
Fan Services



CURTIS DVORAK
Mascot Coordinator



BRIAN FARMER
Group Sales Executive



ANGELA GARRY
Manager,
Accounting



MIKE GILLIAM
Administrative Assistant,
Player Personnel



RYAN GOWENS
Assistant Equipment
Manager



SHANNON GRAY
Programmer Analyst



BRETT GREENE
Video Assistant



DIANA GREENSTEIN
Manager,
Human Resources



JAGUARS STAFF



STEVE HALL
Senior Web
Designer



AIMEE HANNON
Fan Services Executive



BILL HOUSTON
Sr. Account Executive,
Corporate Sponsorship



ROLLIN ISBELL
Senior Manager,
Media Sales



VIC KETCHMAN
Senior Editor, jaguars.com



ERIC KISTLER
Sales Executive,
Premium Seats & Suites



JESSE KNAPP
Office Services



BRYAN KUFFER
Fan Services Executive



ADAM LANE
Senior Producer,
Game Operations



STEVE LIVINGSTONE
Sr. Manager, Marketing and
Sales Support



RYAN LOHNES
Sales Executive,
Season Tickets



ANDREW MARTIN
Sales Executive,
Season Tickets



TIM MCCARTHY
Senior Account Executive,
Corporate Sponsorship



LESLIE MCCULLOUGH
Junior Accountant



ANGELA MEANS
Administrative Assistant,
Jaguars Foundation



TERESA MICHAEL
Exec. Asst. to Sr. VP,
Sales and Marketing



JEFF MIRANDA
Sales Operations
Coordinator




BRENDA O'DELL
Accounts Payable Clerk




SETH PARISE
Group Sales Executive




TOM PATTERSON
Sr. Sales Manager,
Season & Premium Seating



GEORGE PELLICER
Assistant Equipment
Manager



DEIDRA PICKERING
Executive Assistant to
the Head Coach



JEREMY POOL
Video Assistant



GREG READ
Program Analyst



RUSSELL RENDON
Senior Sales Executive

COACHES

SCOUTS

STAFF

PLAYERS

HISTORY

RECORDS

MISC.



COACHES

SCOUTS

STAFF

PLAYERS

HISTORY

RECORDS

MISC.

JAGUARS STAFF

**RYAN ROBINSON**
Manager, Communications**JIM ROLLINS**
Office Services/
Telex Coordinator**LISA SAHI-KIRAL**
Receptionist**DAVID SCORDO**
Sales Executive,
Season Tickets**JIM SCOTT**
Ticket Operations Manager**ROD SCOTT**
Assistant Athletic Trainer**MARK SHAINBROWN**
Senior Sales Executive**RENZO SHEPPARD**
Communications Assistant**RHONDA SHIELDS**
Senior Account Executive,
Media Sales**NIKKI JACKSON SMITH**
Account Coordinator,
Corporate Sponsorship**THERESA SMITH**
Sales Executive,
Premium Seats & Suites**JAKE SPIAK**
Group Sales Executive**CHRISTY STECHMAN ZYENDA**
Manager,
Cheerleading Program**SEAN TAYLOR**
Web and Graphic Designer**SCOTT THOMPSON**
Marketing Operations
Coordinator**ROBERT TILKA**
Manager, Group Sales**BAHATI VAN PELT**
Manager, Player Relations
and Youth Football**TRACEY VAN SLYKE**
Administrative Assistant to
Executive Office Manager**KATIE VAUGHN**
Administrative Assistant,
Information Technology**MIKE WEBB**
Manager, Network Administration
& Systems Security**KURT WISENBAUGH**
Promotional/Events
Coordinator**MATT WOODS**
Account Executive,
Corporate Sponsorship**PAM YONGE**
Executive Assistant,
Football Operations



IT'S THE SURE SIGN OF
GAMETIME.

THERE'S ONLY ONE WAY TO START GAME DAY. KICK IT OFF WITH
THE JUST-RIGHT TASTE OF BUD LIGHT. **HERE WE GO**





GERALD ALEXANDER

SAFETY

6-2 • 209 LBS. • BOISE STATE
 BORN JUNE 28, 1984 • RANCHO CUCAMONGA, CALIFORNIA
 ACQ. TRADE 2009 (DETROIT) • EXP.: 4TH YEAR

GAMES PLAYED/STARTED: 2007 (16/16), 2008 (5/1), 2009 (15/10)

NFL TOTALS: 36 games, 27 starts

POSTSEASON TOTALS: 0 games, 0 starts

TRANSACTIONS: Originally drafted by Detroit in the second round (61st overall) of the 2007 draft ... Traded to Jacksonville on 6/29/09.

PRO: Fourth-year safety has played in 36 games with 27 starts ... Career totals include 153 tackles (104 solo), four INTs, 2.0 sacks, five forced fumbles, 11 special teams tackles, one fumble recovery and 10 passes defended ... Was acquired by Jacksonville via trade on June 29, 2009 in exchange for WR Dennis Northcutt ... Former second round pick of Detroit in 2007, the 61st pick overall ... Started 10 of 15 games for the Jaguars in 2009 and led team with three forced fumbles ... Started all 16 games as a rookie and compiled 82 tackles and two INTs ... Played in first five games in 2008 before suffering a fractured vertebra and missed the remainder of the season ... Four-year letterman at Boise State ...

2009: Played in 15 games with 10 starts ... Recorded 58 tackles (39 solo) along with two INTs, three passes defended and one fumble recovery ... Led team with career-high three forced fumbles ... Added five special teams tackles ... Started five of the first eight games ... Saw action on special teams and limited action in secondary in weeks 1-2 ... Stepped in for injured Sean Considine on **9/27 at HOU** and finished with five tackles and two special teams tackles ... Made first start as a Jaguar on **10/4 vs. TEN** and recorded forced fumble and INT. Forced fumble of Chris Johnson and intercepted Kerry Collins on back-to-back possessions ... Started on **10/18 vs. STL** and finished with five tackles and two special teams stops ... Had seven tackles on **11/8 vs. KC** ... Was inactive with shoulder injury on **11/15 at NYJ** ... Intercepted Chris Brown in the end zone to prevent a tying score on **12/6 vs. HOU** on a HB pass in 4th qtr. ... Had most productive game of the season on **12/13 vs. MIA**, finishing with seven tackles, two forced fumbles, one fumble recovery and one pass defended ... Had five solo tackles

on **12/27 at NE** ...

2008: Played in first five games with one start ... Suffered a fractured vertebra on Oct. 12 at Minnesota and was placed on injured reserve ... Finished with 13 tackles (7 solo) and two special teams tackles.

2007: Started all 16 games at FS as a rookie ... Totaled 82 tackles (58 solo), two sacks, two INTs, seven passes defended, two fumble recoveries and six special teams tackles ... Was first rookie to start the season-opener at S for the Lions since 1986 (Devon Mitchell) ... Made NFL debut on **9/9 at OAK** ... Recorded first career INT on **9/16 vs. MIN** and returned it 34 yards ... Posted eight tackles and two special teams tackles on **9/23 at PHI** ... Tallied nine tackles and recovered a fumble on **10/7 at WAS** ... Intercepted a Brian Griese pass in the end zone on **10/23 at CHI** and registered his first career sack along with a fumble recovery ... Made seven tackles on **11/18 vs. NYG** ... Collected six tackles and one sack on **12/9 vs. DAL** ... Recorded a career-high 14 tackles on **12/16 at SD** ...

COLLEGE: Four-year letterman at Boise State ... Appeared in 51 games, starting every game the last three seasons ... Career totals included 161 tackles, nine INTs and 23 passes defended ... Started 12 games at S as a senior ... Played key role on defense in Fiesta Bowl win over Oklahoma, finishing with one INT, four tackles and one tackle for loss ... Winner of the "Iron Bronco" Strength Award given to the football program's strongest athlete ... Started all 13 games at CB as a junior and finished with 50 tackles, two tackles for loss, one INT and 13 passes defended ... Finished with a team-high five INTs as a sophomore CB ... Played nickel back as a redshirt freshman and finished with 20



tackles and one INT ... Majored in communications.

PERSONAL: Single ... Resides in Rancho Cucamonga, Calif. ... Lettered in football and track at Rancho Cucamonga High School ... Threw for 700 yards and rushed for 554 yards and 10 TDs as a senior ... First-team All-Inland Valley and All-CIF Division 2 selection ... Set the school's high jump record at 6'-6" and was a two-time CIF finalist ... Member of the school's

Honor Roll, and was named Mt. Baldy's Scholar-Athlete in 1999 ... Labels himself as a "shoe freak," especially Nike Jordans ... Would like to be a football analyst following his playing career ... Supports team initiatives including Jaguars golf tournament and Draft Day Fan Fest ... Purchased and distributed pizza for 400 people at Clara White Mission ... Participated in 2009 Hometown Huddle by visting local community center ... Full name: Gerald Alexander.

GERALD ALEXANDER'S REGULAR SEASON STATISTICS

TACKLES		GP/GS	TKL	SOLO	ASST	ST	SACKS	FF	FR	PD	TFL
2007	Detroit	16/16	82	58	24	6	2.0	2	0	7	7
2008	Detroit	5/1	13	7	6	0	0.0	0	0	0	0
2009	Jacksonville	15/10	58	39	19	5	0.0	#3	1	3	3
NFL totals: 3 years		36/27	153	104	49	11	2.0	5	1	10	10

INTERCEPTIONS		GP/GS	NO	YDS	AVG	LG	TD
2007	Detroit	16/16	2	70	35.0	36	0
2009	Jacksonville	15/10	2	23	11.5	22	0
NFL totals: 3 years		36/27	4	93	23.2	36	0

#Shared Team Lead



RUSSELL ALLEN
LINEBACKER

50

6-3 • 234 LBS. • SAN DIEGO STATE
BORN MAY 5, 1986 • OCEANSIDE, CALIFORNIA
ACQ. ROOKIE FREE AGENT 2009 • EXP.: 2ND YEAR

GAMES PLAYED/STARTED: 2009 (16/5)

NFL TOTALS: 16 games, 5 starts

POSTSEASON TOTALS: 0 games, 0 starts

TRANSACTIONS: Signed as an undrafted rookie 4/26/09.

PRO: Young, athletic LB who earned roster spot as a rookie free agent ... One of only two undrafted rookies (Julius Williams) to make opening day roster and one of only three rookies (Derek Cox, Terrance Knighton) to play in all 16 games ... Played under Jaguars assistant defensive backs coach Thom Kaumeyer at San Diego State ... Never missed a game in four seasons, starting 43 of 48 contests ...

2009: Played in all 16 games as a rookie with five starts at LB ... Totaled 58 tackles (35 solo), three tackles for loss and one QB pressure ... Ranked third on the club with 14 special teams tackles ... Saw action on special teams in games 1-4 and posted three tackles on **10/4 vs. TEN** ... Inserted into starting lineup on **10/11 at SEA** due to injuries and tied for the team-lead with 12 tackles ... Saw action for 11 snaps at LB

on **10/18 vs. STL** and 12 snaps on **11/15 at NYJ** ... Started in place of injured Justin Durant on **11/22 vs. BUF** and finished with seven tackles ... Had two solo tackles and a tackle for loss in reserve role on **11/29 at SF** ... Played 38 snaps at LB on **12/13 vs. MIA** and posted eight tackles including one for a loss ... Started at LB on **12/17 vs. IND** for injured Clint Ingram and tied career-high with 12 tackles (eight solo) ... Made starts on **12/27 at NE** and **1/3 at CLE** to conclude the season.

COLLEGE: Started 43 of 48 games at LB, never missing a game in four seasons ... Finished career with 375 tackles, 22 tackles for loss, 3.5 sacks, three forced fumbles and four fumble recoveries ... Ranked second in school history in tackles ... Led team with 107 tackles and ranked second with 9.5 tackles for loss as a senior ...



Served as team captain his final two seasons ... Started at DE in two games as a senior ... Was recruited to San Diego State by Jaguars assistant defensive backs coach Thom Kaumeyer.

PERSONAL: Married (Ali)... Resides in Jacksonville, Fla. ... Attended Vista High (Calif.) and had his jersey retired in the 2010 offseason by the school ... Named San Diego County defensive player of the year by the San Diego Union-Tribune, the North County Times and CIF as a senior ... Led team to consecutive Division I champi-

onship game appearances ... Recorded team-high 118 tackles as a senior and was also credited with four sacks, four fumble recoveries and three forced fumbles ... Makes numerous visits to local detention center in Jacksonville to give his testimony ... Weekly visitor to Daniel Home and Children's Home Society ... Visted patients at Wolfson Children's Hospital ... Had lunch with children at San Jose Episcopal Day School ... Supports team initiatives including Jaguars golf tournament and Draft Day Fan Fest ... Full name: Russell Allen.

RUSSELL ALLEN'S REGULAR SEASON STATISTICS

TACKLES	GP/GS	TKL	SOLO	ASST	ST	SACKS	FF	FR	PD	TFL
2009 Jacksonville	16/5	58	35	23	14	0.0	0	0	0	3



GAMES PLAYED/STARTED: 2003 (0/0), 2004 (16/4), 2005 (16/10), 2006 (16/15, 1/1), 2007 (8/0), 2008 (0/0), 2009 (9/2)

NFL TOTALS: 65 games, 31 starts

JAGUARS TOTALS: 9 games, 2 starts

POSTSEASON TOTALS: 1 game, 1 start

TRANSACTIONS: Selected by Kansas City Chiefs in the fifth round (153rd overall) of the 2003 NFL Draft ... Re-signed by Kansas City on 4/26/06 ... Signed by Houston as unrestricted free agent on 3/9/07 ... Waived by Houston on 6/9/08 ... Signed by Jacksonville as a veteran free agent on 12/22/08.

PRO: Seventh-year lineman has ability to play both G and T ... Has played in 65 games with 31 starts for Kansas City, Houston and Jacksonville ... Signed by the Jaguars on Dec. 22, 2008 and played in nine games with two starts in 2009 ... Played four seasons in Kansas City after being selected in the fifth round of the 2003 draft ... Started a career-high 15 games in 2006 including his first start in the playoffs, as he replaced perennial Pro Bowl LT Willie Roaf in Kansas City ... Began the 2005 season as the starting RT before switching to LT ... Spent 2007 season with Houston ... Four-year starter at Notre Dame ...

2009: Appeared in nine games with two starts (tackle-eligible) ... Was inactive for games 1-3 and 5-8 ... Saw first action as a Jaguar on **10/4 vs. TEN** at LT ... Started on **11/22 vs. BUF** and **12/17 vs. IND** as club

opened in short-yardage alignment ...

2008: Signed by the Jaguars on Dec. 22 ... Was inactive for regular season finale on **12/28 at BAL** ...

2007: Played in eight games after signing with Houston as an unrestricted free agent ... Was inactive for seven games and dressed but did not play in one contest ...

2006: Played in 16 games on special teams and started career-high 15 games on offense, one at RT and 14 at LT ... Started at RT in season opener on **9/10 vs. CIN** ... Started at LT for the remainder of regular season ... Started his first career playoff game on **1/6/07 at IND** ...

2005: Saw duty in all 16 games on special teams and started 10 games on the offensive



line, six at LT and four at RT ... Started season opener at RT, but moved to LT after an injury sidelined Willie Roaf on **9/11 vs. NYJ** ... **9/18 at OAK**: Started for first time at LT ...

2004: Played in all 16 games on special teams and seven contests on offense with four starts at RT ... Played in first NFL game on special teams on **9/12 at DEN** ... **12/13 at TEN**: Started first NFL game at RT due to an injury ... **1/2/05 at SD**: Started at RT before leaving the game with a left knee sprain ...

2003: Inactive for all 16 regular season games and the club's AFC Divisional Playoff game ... Originally selected by Kansas City in the fifth round (153rd overall pick).

COLLEGE: Played in 43 games (42 starts) for Notre Dame ... Opened 38 games at LT and four contests at RG ... Played in 12 games (11 starts) at LT as a senior ... Started all 11 games in junior season, opening the first seven games of the year at LT before shifting to RG for final four contests ... Started 11 games at LT as a sophomore ... Started the first nine games of the season at LT as a freshman ... Suffered a torn medial collateral ligament in right knee and missed last three

games of the year ... Redshirted as a true freshman ... Earned degree in psychology and computer applications.

PERSONAL: Married (Ashlie) ... Earned USA Today honorable mention All-America honors as a senior at Dallas Christian High in Mesquite, Texas working as both an OT and DT ... Helped lead the team to the state private-school titles in 1995 and 1997 ... Was an all-state selection on offense in final three seasons ... Recorded 100 tackles on defense as a senior ... Captained the team as both a junior and senior ... Selected to play in the Texas-California Shrine All-Star Game ... Earned four letters in basketball and track ... Two-time all-conference pick in basketball, helping the team to the state crown as a sophomore and was the MVP of the track team as a freshman and sophomore ... Visited Naval Station Mayport to tour the USS Carney ... Hosted more than 20 members of the Wounded Warrior program at the stadium ... Participated both financially and in person at the 2009 Shop with a Jock event at Wal-Mart where more than 50 children from the Bridge of Northeast Florida and the Mali Vai Washington Kids Foundation were treated to a shopping spree ... Full name: Brian Jordan Black.



TYRON BRACKENRIDGE

DEFENSIVE BACK

41

5-11 • 189 LBS. • WASHINGTON STATE
BORN JUNE 30, 1984 • PASADENA, CALIFORNIA
ACQ. WAIVERS 2009 (NEW YORK JETS) • EXP: 3RD YEAR

GAMES PLAYED/STARTED: 2007 (13/1), 2008 (1/0), 2009 (16/5)

NFL TOTALS: 30 games, 6 starts

POSTSEASON TOTALS: 0 games, 0 starts

TRANSACTIONS: Originally signed as undrafted rookie by Kansas City on 5/7/07... Waived on 8/31/08 ... Re-signed on 10/30/08 ... Waived on 11/5/08 ... Signed by New York Jets as veteran free agent on 2/19/09 ... Waived on 5/19/09 ... Claimed off waivers by Jacksonville on 5/20/09.

PRO: Third-year defender has spent time with Kansas City, New York Jets and Jacksonville ... Originally signed as an undrafted rookie by the Chiefs ... Career totals include 54 tackles, six passes defended, four forced fumbles, one fumble recovery and 23 special teams tackles in 30 games ... Claimed off waivers by the Jaguars in 2009 and played in a career-high 16 games with five starts ...

2009: Played in a career-high 16 games

including five starts in his first season as a Jaguar ... Was inserted into starting lineup after injury to Rashean Mathis ... Finished with career-best 34 tackles (23 solo), six passes defended, two forced fumbles and one tackle for loss ... Added career-high 11 special teams tackles ... Had two special teams tackles on **9/27 at HOU** and **10/11 at SEA** ... Recorded three special teams tackles in back-to-back games on **11/1 at TEN** and **11/8 vs. KC** ... Made first start as a Jaguar on **11/22 vs. BUF** and had five tackles and

COACHES

SCOUTS

STAFF

PLAYERS

HISTORY

RECORDS

MISC.



one pass defended ... Had three tackles and two passes defended in starting role on **11/29 at SF** ... Made third consecutive start at LCB on **12/6 vs. HOU** and totaled six tackles and a team-high three passes defended ... Started on **12/13 at MIA** and registered career-high 10 tackles along with one forced fumble ...

2008: Spent preseason with the Chiefs before being waived on final cuts ... Was re-signed on Oct. 30 and appeared in one game ... Saw action on **11/2 vs. TB** and finished with four solo tackles, one forced fumble and two special teams tackles ... Was waived on Nov. 5 ...

2007: Played in 13 games with one start ... Totaled 16 tackles (13 solo), one forced fumble and a fumble recovery for a TD ... Added 10 special teams tackles ... Recorded a tackle and forced an Andre Johnson fumble on **9/9 at HOU** ... Made first career start on **9/16 at CHI** ... Registered two tackles and returned a Philip Rivers fumble for a 50-yard TD on **9/20 at SD** ... Had four special teams tackles on

11/18 at IND ... Was inactive on **12/16 vs. TEN** and **12/23 at DET** with a knee injury and was placed on injured reserve on Dec. 26.

COLLEGE: Appeared in 21 games with 12 starts in two seasons at Washington State ... Career totals included 56 tackles (33 solo), five tackles for loss and three INTs ... Started all 12 games as a senior and produced 50 tackles and three INTs ... Earned honorable mention All-Pac 10 honors ... Redshirted in 2005 ... Played in nine games as a junior in 2004 and finished with six tackles ... Began collegiate career with a two-year stint at Chaffey Junior College in Rancho Cucamonga (Calif.) ... Totaled five INTs with two returned for TDs ... Majored in social sciences.

PERSONAL: Single ... Lives in Pasadena, Calif. ... Attended Upland High School (Calif.) ... First name pronounced ty-RON ... Frequent visitor to Clara White Mission to serve lunch ... Participated in 2009 Hometown Huddle by visiting MaliVai Washington Community Center ... Full name: Tyron Lyle Brackenridge.

TYRON BRACKENRIDGE'S REGULAR SEASON STATISTICS

TACKLES	GP/GS	TKL	SOLO	ASST	ST	SACKS	FF	FR	PD	TFL
2007 Kansas City	13/1	16	13	3	10	0.0	1	1	0	0
2008 Kansas City	1/0	4	4	0	2	0.0	1	0	0	0
2009 Jacksonville	16/5	34	23	11	11	0.0	2	0	6	1
NFL totals: 3 years	30/6	54	40	14	23	0.0	4	1	6	1

EBEN BRITTON
OFFENSIVE TACKLE

6-6 • 310 LBS. • ARIZONA
BORN OCTOBER 14, 1987 • BURBANK, CALIFORNIA
ACQ. 2ND ROUND OF 2009 DRAFT • EXP: 2ND YEAR

GAMES PLAYED/STARTED: 2009 (15/15)

NFL TOTALS: 15 games, 15 starts

POSTSEASON TOTALS: 0 games, 0 starts

TRANSACTIONS: Originally drafted in the second round (39th overall) of the 2009 draft.

PRO: Physical tackle who started 15 games on the right side as a rookie ... Won starting job with an impressive preseason ... One of three rookies to start 15-plus games for the Jaguars in 2009, joining Derek Cox (16) and Terrance Knighton (16) ... Seventh offensive lineman taken overall in 2009 and first of second round ... Left school following his junior season after redshirting as a freshman ... Three-year starter and has ability to play both LT and

RT as well as G ...

2009: Started 15 games as a rookie RT, the third-most by a rookie OT in franchise history ... Started season-opener on **9/13 at IND**, joining Eugene Monroe as the first pair of rookie tackles to start on opening day in the NFL since 1982 when Luis Sharpe and Tootie Robbins started for the St. Louis Cardinals ... Suffered knee injury in second quarter on **9/27 at HOU** and did



not return ... Was inactive the following week on **10/4 vs. TEN** ... Started at RT on **11/1 at TEN** and helped pave the way for a season-high 217 rushing yards on only 16 carries (13.6 avg.) ... Made 15th start of the season at RT on **1/3 at CLE**, the most by a rookie offensive lineman since 2001.

COLLEGE: Started all 37 games played in three seasons ... Played first two seasons at RT (24 games) before switching to LT as a junior (13 games) ... Registered 289 knockdowns, 34 down-field blocks and 43 TD-resulting blocks, grading 85.6 for blocking consistency ... On 1,299 pass plays during his time on the field, the opposition managed only 10 QB sacks and three pressures over his area ... Was penalized just four times on 2,461 snaps ... Started all 13 games as a junior in 2008 at LT ... Switched to LT after playing on the right side during his first two seasons ... Team captain ... Earned All-America honorable mention by The NFL Draft Report and first-team All-Pac 10 ... Registered a school single-season record with 125 knockdowns with 17 TD-resulting blocks (tops in Pac-10) ... Had at least one TD-resulting block in all 13 games ... On 58 10-plus yard rushes by a running back, 45 of those carries came to the left side of the line ... Started all 12 games at RT as a sophomore ... Was third-team All-America selection and All-Pac 10 first-team selection by The NFL Draft Report ... Graded a conference-best 86.6 percent for blocking consistency, tops in the nation among RTs ... Registered 95 knockdowns with 12 of those down field and 15 resulting in TDs ... Started all 12 games as a redshirt freshman at RT in 2006 ... Earned first-team Freshman All-America honors from The NFL Draft Report ... Selected honorable mention All-Pac 10 by the league's coaches ... Ranked second in the conference with a blocking consistency grade of 84.5 percent, behind only

Southern California center Ryan Kalil (87.4 pct.) ... Posted 83 knockdowns including 10 down field and 11 that resulted in TDs ... Became first freshman in school history and the Pac-10 to hold his opponents to no statistics in three games over the course of the season ... Spent 2005 season on the scout team and did not play in any games ... Majored in creative writing.

PERSONAL: Single ... Resides in Burbank, Calif. ... Attended John Burroughs High School (Ridgecrest, Calif.) ... Named Foothill League co-lineman of the year as a senior ... Added Los Angeles Times All-Region San Fernando Valley honors and named Super Prep All-American ... Competed in the Cali-Florida All-Star game in Miami ... Started at LT as a senior and at RT his first two seasons ... Also lettered in basketball and track, setting school records in the shot put and discus during his two seasons ... Four-time Honor Roll student and Scholar-Athlete Award winner ... Father, Jeff, played basketball at Jacksonville University ... Mother, Abbie, is a Columbia University graduate and journalist. She owns a personal training business ... Comes from a family of athletes, actors, writers and painters ... His grandmother, Estelle Parsons, won an Academy Award for her role as Blanche Barrow in the 1967 film, "Bonnie and Clyde" ... Born in New York, N.Y. ... Participated in 2009 Tropicana "Got Skills?" Rookie Day at Jacksonville Municipal Stadium ... Participated both financially and in person at the 2009 Shop with a Jock event at Wal-Mart where more than 50 children from the Bridge of Northeast Florida and the Mali Vai Washington Kids Foundation were treated to a shopping spree ... Visited Douglas Anderson School of the Arts ... Participated in Winn-Dixie Food Drive Kickoff event ... Full name: Eben Britton.

JAGUARS SACK SHUTOUTS

In the seven years under Jack Del Rio from 2003-09, the Jaguars have had 13 games without allowing a sack. In the previous eight seasons the Jaguars had five total. The Jaguars did not allow a sack in back-to-back games in 2007 for the first time in franchise history. Here are the games:

DATE	OPPONENT	DATE	OPPONENT
9/26/99	vs. Tennessee Titans	10/9/05	vs. Cincinnati Bengals
10/17/99	vs. Cleveland Browns	11/27/05	at Arizona Cardinals
10/29/00	at Dallas Cowboys	12/11/05	vs. Indianapolis Colts
12/10/00	vs. Arizona Cardinals	11/20/06	vs. New York Giants
9/15/02	at Kansas City Chiefs	11/18/07	vs. San Diego Chargers
9/28/03	at Houston Texans	12/9/07	vs. Carolina Panthers
11/9/03	vs. Indianapolis Colts	12/16/07	at Pittsburgh Steelers
11/30/03	vs. Tampa Bay Buccaneers	9/21/08	at Indianapolis Colts
12/12/04	vs. Chicago Bears	9/27/09	at Houston Texans



JEREMY CAIN LONG SNAPPER

6-1 • 245 LBS. • MASSACHUSETTS
BORN MARCH 24, 1980 • FORT LAUDERDALE, FLORIDA
ACQ. WAIVERS 2009 (WASHINGTON) • EXP.: 4TH YEAR

GAMES PLAYED/STARTED: 2004 (5/0), 2005 (3/0), 2007 (9/0, 1/0), 2009 (16/0)

NFL TOTALS: 33 games, 0 starts

POSTSEASON TOTALS: 1 game, 0 starts

TRANSACTIONS: Originally signed as undrafted rookie by Chicago on 4/30/04... Waived on 9/5/04 ... Signed to Chicago practice squad on 9/7/04 ... Signed to active roster on 11/15/04 ... Waived on 9/3/05 ... Signed to Chicago practice squad on 9/5/05 ... Signed to active roster on 12/14/05 ... Waived/injured on 9/1/06 ... Signed by Philadelphia as free agent on 1/10/07 ... Waived on 9/2/07 ... Signed to Tennessee practice squad on 10/24/07 ... Waived on 10/27/07 ... Re-signed on 10/30/07 ... Waived on 8/31/08 ... Signed by Washington as free agent on 12/31/08 ... Waived on 6/12/09 ... Claimed off waivers by Jacksonville on 6/17/09.

PRO: Fourth-year veteran earned a roster spot with the Jaguars in 2009 as long snapper... Only club's second long snapper since 2001 ... Has also spent time with Chicago and Tennessee ... Began career as a linebacker ... Career totals include 33 games played with 13 special teams tackles ... Played in five games as a rookie with Chicago in 2004 ... Did not play in 2006 and 2008 ...

2009: Served as long snapper for placekicks and punts in a career-high 16 games ... Outlasted veteran Joe Zelenka in the pre-season for the job ... Finished with nine special teams tackles, the second-most in team history by a long snapper (13, Rich Griffith, 1999) ... Had season-high two special teams tackles on **10/11 at SEA** ... Had one special teams tackle on **9/27 at HOU, 10/4 vs. TEN, 11/29 at SF, 12/6 vs. HOU, 12/17 vs. IND and 1/3 at CLE** ...

2008: Spent preseason with Tennessee before being waived on August 31 ...

2007: Served as long snapper and on coverage units in nine games for Tennessee and also saw action in one postseason game ... Was signed to Titans' practice squad on Oct. 24 and promoted to active roster three days later with injury to long snapper Ken Amato ... Posted three special teams tackles ... Had one special teams tackle on **11/4 vs. CAR** ... Saw action at FB on **11/19 at DEN** ...

2006: Was allocated to NFL Europa's Amsterdam Admirals where he served as linebacker and long snapper ... Finished with 38 tackles en route to a World Bowl XIV appearance ... Spent preseason with Chicago before

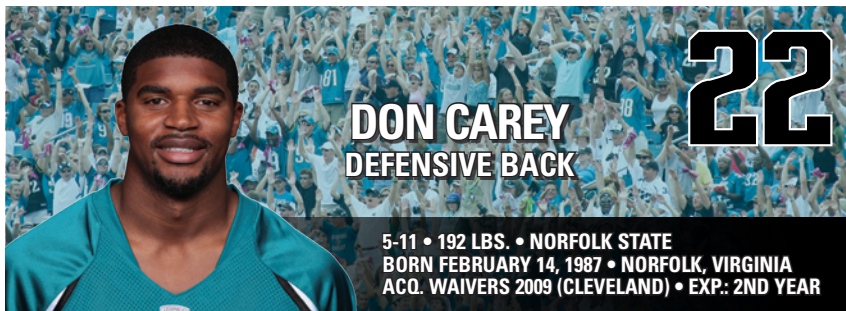
reaching an injury settlement on Sept. 1 ...

2005: Spent first 13 weeks of season on Bears practice squad before being elevated to active roster for final three regular season games ... Finished with eight tackles and one pass defended ... Played LB in season-finale on **1/1 at MIN** and finished with eight tackles ...

2004: Appeared in five games as a rookie and had two tackles and one special teams tackle ... Originally signed by Chicago as an undrafted rookie and spent first part of the season on the club's practice squad ... Made NFL debut on **11/21 vs. IND** and recorded one special teams tackle.

COLLEGE: Two-time All-America selection ... Two-time candidate for Buck Buchanan Award, given annually to I-AA's top defensive player ... Ranked fifth on school's all-time list with 363 tackles ... Earned degree in hospitality from Isenberg School of Management in May 2004.

PERSONAL: Single ... Resides in Ft. Lauderdale, Fla. ... Attended St. Thomas Aquinas High (Ft. Lauderdale) and earned all-state honors as senior LB/LS ... Has uncle, Ron, who played at Kentucky and spent time with Denver in 1960 ... His uncle, John, also played at Kentucky ... Would like to get into real estate following his football career ... Took part in the NFL's business education program at Wharton School of the University of Pennsylvania in 2008 ... Visited Jacksonville Country Day School and signed autographs for students ... Born in Boynton Beach, Fla. ... Full name: Jeremy Robert Cain.



DON CAREY

DEFENSIVE BACK

22

5-11 • 192 LBS. • NORFOLK STATE
 BORN FEBRUARY 14, 1987 • NORFOLK, VIRGINIA
 ACQ. WAIVERS 2009 (CLEVELAND) • EXP.: 2ND YEAR

GAMES PLAYED/STARTED: 2009 (IR)

NFL TOTALS: 0 games, 0 starts

POSTSEASON TOTALS: 0 games, 0 starts

TRANSACTIONS: Originally selected by Cleveland in the sixth round (177th overall) of the 2009 draft ... Waived/injured on 8/6/09 ... Claimed off waivers by Jacksonville on 8/7/09.

PRO: Young, athletic defensive back who spent rookie season on injured reserve ... Will compete for role in secondary and on special teams ... Was a sixth-round pick of Cleveland and injured his shoulder in training camp ... Was claimed off waivers by the Jaguars on Aug. 7 ... Four-year starter at Norfolk State ... Returned to school this offseason to complete requirements for degree in building construction technology ...

2009: Placed on injured reserve.

COLLEGE: Four-year starter, playing in 44 career games ... Finished with 179 tackles, 10 INTs and 25 passes defended ... Played in the East-West Shrine game ... Was three-time member of the MEAC Commissioner's All-Academic Team ... Recorded five INTs as a senior and earned first-team All-MEAC honors ... Had three INTs as a junior, garnering second-team all-conference honors ... Finished with 48 tackles and ranked third in the conference with 11 passes defended ... Selected as

recipient of the team's Army Strong Award, given to the player who best exemplifies community service and achievement on the field and in the classroom ... Saw action at CB and S as a sophomore, starting seven of 10 games ... Played S as a true freshman in 2005, starting 10 games ... Completed his degree in May 2010 in building construction technology.

PERSONAL: Single ... Resides in Norfolk, Va. ... Attended Booker T. Washington High School ... Earned second-team all-district honors as a senior ... Played WR, DB and also returned kicks ... Had second-highest GPA on the team and graduated with honors ... Participated in several community programs as a rookie ... Participated in 2009 World Wide Day of Play and Hometown Huddle ... Helped Tyson Foods Inc. distribute food to local community agencies ... Served as guest coach at Maurice Jones-Drew's 2010 football camp at Andrew Jackson High School ... Born in Grand Rapids, Mich. ... Full name: Don Juan Carey, III.

JAGUARS SAFETIES SCORED

In 15 seasons, the Jaguars have scored nine safeties on defense and special teams.

DATE	OPPONENT	RESULT
Sept. 26, 1999	vs. Tennessee	Hentrich runs out of endzone
Oct. 3, 1999	at Pittsburgh	Ball out of endzone
Oct. 3, 1999	at Pittsburgh	Smeenge sack of Stewart in endzone
Nov. 11, 2001	vs. Cincinnati	Brackens sack of Kitna in endzone
Dec. 30, 2001	vs. Kansas City	Stryzinski runs out of endzone
Oct. 27, 2002	vs. Houston	Westmoreland blocked punt out of endzone
Nov. 24, 2002	at Dallas	Meier tackle of Tucker in endzone
Nov. 21, 2004	vs. Tennessee	Favors sack of McNair in endzone
Dec. 12, 2004	vs. Chicago	Smith sack of Hutchinson in endzone

COACHES

SCOUTS

STAFF

PLAYERS

HISTORY

RECORDS

MISC.



MICHAEL COE

DEFENSIVE BACK

26

6-0 • 190 LBS. • ALABAMA STATE
 BORN DECEMBER 17, 1983 • MEMPHIS, TENNESSEE
 ACQ. NEW YORK GIANTS PRACTICE SQUAD • EXP: 4TH YEAR

GAMES PLAYED/STARTED: 2007 (6/0, 1/0), 2008 (IR), 2009 (5/0)

NFL TOTALS: 11 games, 0 starts

POSTSEASON TOTALS: 1 game, 0 starts

TRANSACTIONS: Originally drafted by Indianapolis in the fifth round (173rd overall) of the 2007 draft ... Waived/injured on 8/30/09 ... Signed by New York Giants to practice squad on 9/12/09 ... Signed by Jacksonville to active roster on 11/25/09.

PRO: Fourth-year DB played in the final five games for the Jaguars in 2009 mainly on special teams ... Spent two seasons with Indianapolis after being selected in the fifth round of the 2007 draft ... Was waived/injured by the Colts in the 2009 preseason and spent first 11 weeks on the Giants practice squad before he was signed to Jaguars active roster ... Career totals include 11 games played, seven tackles, one fumble recovery and eight special teams tackles ... Played in six games as a rookie ... Blocked a punt for a safety on special teams ... Played three seasons at Arkansas before transferring to Alabama State ...

2009: Played in final five games for the Jaguars, mainly on special teams ... Spent preseason and training camp with the Colts before he was waived/injured on Aug. 30 ... Spent first 11 weeks of the season on the Giants practice squad before he was signed to Jaguars active roster ... Made Jaguars debut on **12/6 vs. HOU** and had one special teams tackle ... Made one special teams tackle on **12/17 vs. IND** ... Saw action for eight snaps at CB on **12/27 at NE** ... Made one special teams tackle on **1/3 at CLE** ...

2008: Was placed on injured reserve on Aug. 12 ...

2007: Appeared in six games as a rookie, mainly on special teams ... Was inactive for 10 games ... Totaled seven tackles (five solo), one pass defended and one fumble recovery as a reserve DB ... Had five special teams tackles and one blocked punt for a safety ... Saw first career action on **11/11 at SD** ... Recovered a fumble on punt return coverage on **11/18 vs. KC** ... Posted

two tackles, two special teams tackles and blocked a punt for a safety on **12/9 at BAL** ... Registered five solo tackles and one pass defended on **12/30 vs. TEN** ... Had two special teams tackles on **12/2 vs. JAX** ... Appeared on special teams on **1/13 vs. SD** in AFC Divisional Playoffs and had one tackle.

COLLEGE: Three-year starter, playing in 43 games, at Arkansas and Alabama State ... Started two seasons at Arkansas before transferring to Alabama State as a senior where his father, Charles, was head coach ... Career totals included 100 tackles, five tackles for loss, 1.5 sacks, one FF, one FR, 26 passes defended, one blocked kick and seven INTs ... Started all 11 games as a senior, four at FS and seven at LCB ... Had 42 tackles, 1.5 sacks, 14 passes defended, two INTs and one FR ... Also returned 21 punts for 8.4 avg. ... Second-team All-America selection by NFL Draft Report ... First-Team All-SWAC selection ... Started 14 of 32 games at Arkansas ... Posted 30 tackles, one FF, one blocked kick and three INTs as a junior ... Appeared in eight games with six starts as a sophomore, finishing with 24 tackles, four passes defended and two INTs ... Appeared in 13 games as a freshman ... Redshirted in 2002 ... Earned degree in mass communications.

PERSONAL: Single ... Resides in Memphis, Tenn. ... Attended Cordova High ... First-team all-state selection as a senior and named Class 5A Offensive Player of the Year as a senior ... Recorded 1,400-plus receiving yards as a senior along with five INTs ... Also lettered in track and held school record in 400-meter dash and won conference title four times ... Full name: Michael Allan Coe.

MICHAEL COE'S REGULAR SEASON STATISTICS

	TACKLES	GP/GS	TKL	SOLO	ASST	ST	SACKS	FF	FR	PD	TFL
2007 Indianapolis		6/0	7	5	2	5	0.0	0	1	1	0
2008 Indianapolis		Injured reserve									
2009 Jacksonville		5/0	0	0	0	3	0.0	0	0	0	0
NFL totals: 3 years		11/0	7	5	2	8	0.0	0	1	1	0



SEAN CONSIDINE

SAFETY

6-0 • 212 LBS. • IOWA
 BORN DECEMBER 17, 1982 • BYRON, ILLINOIS
 ACQ. UFA 2009 (PHILADELPHIA) • EXP.: 6TH YEAR

GAMES PLAYED/STARTED: 2005 (6/0), 2006 (16/9, 2/2), 2007 (8/8), 2008 (16/0, 3/0), 2009 (11/6)

NFL TOTALS: 57 games, 23 starts

POSTSEASON TOTALS: 5 games, 2 starts

TRANSACTIONS: Originally drafted by Philadelphia in the fourth round (102nd overall) of the 2005 draft ... Signed by Jacksonville as an unrestricted free agent on 2/27/09.

PRO: Sixth-year pro has played in 57 games with 23 starts at safety ... Joined Jaguars as an unrestricted free agent in 2009 and started six of 11 games ... Spent the previous four seasons with the Philadelphia Eagles where he played in 46 games ... Career totals include 201 tackles, 1.5 sacks, three INTs, three fumble recoveries, one forced fumble, seven tackles for loss and 11 passes defended ... Recorded 72 special teams tackles in five seasons ... Has played in five career postseason games with two starts ... Played in all 16 games in 2008 and led the Eagles with a career-high 32 special teams tackles ... Recorded a career-high 107 tackles in 2006 as he made career-high nine starts at strong safety ... Former fourth-round pick, the 102nd player taken overall ... Started career at Iowa as a walk-on before earning a scholarship as a sophomore ...

2009: Appeared in 11 games with six starts in his first season with the Jaguars ... Finished with 36 tackles (24 solo), one INT, five passes defended and two tackles for loss ... Added four special teams tackles and a fumble recovery ... Opened season as starting SS on **9/13 at IND** and finished with three tackles ... Started at SS on **9/20 vs. ARI** and totaled nine tackles and recovered a fumble on special teams ... Started at SS on **9/27 at HOU** and sustained a groin injury ... Was inactive the next four games ... Returned to action in reserve role on **11/8 vs. KC** and played 38 snaps ... Started at SS on **11/15 at NYJ** and registered eight tackles (six solo) and one pass defended ... Recorded an interception of Ryan Fitzpatrick on **11/22 vs. BUF** ... Was inactive (head) on **12/6 vs. HOU** ... Played 34 snaps on **12/27 at NE** and made four tackles ...

2008: Played in all 16 games for the sec-

ond time in four seasons, primarily on special teams ... Led team with 32 special teams tackles ... Finished with 11 tackles (five solo) on defense, one tackle for loss and one quarterback pressure ... Played in all three postseason games and finished with three special teams tackles ... Had four tackles in the season-opener on **9/7 vs. STL** and followed with three tackles on **9/15 at DAL** ... **11/2 at SEA:** Registered four special teams tackles in win ... Recorded a team-high four special teams tackles on **11/16 at CIN** ... **12/28 vs. DAL:** Had two tackles in regular season finale ...

2007: Started first eight games before suffering a season-ending shoulder injury ... Totaled 47 tackles (31 solo), one interception and one pass defended ... Added two special teams tackles ... **9/17 vs. WAS:** Finished with six tackles (four solo) ... **9/23 vs. DET:** Intercepted Jon Kitna in the back of the end zone, thwarting a Lions drive ... **9/30 at NYG:** Totaled six tackles (five solo) ... Registered eight tackles on **10/14 at NYJ** and **10/21 vs. CHI** ... Had seven tackles on **10/28 at MIN** ... Suffered a shoulder sprain on **11/4 at DAL** and was placed on injured reserve on 11/7 ...

2006: Played in all 16 games for the first time in his career and started last nine games at SS ... Finished with a career-high 107 tackles (66 solo) and then career-high 26 special teams tackles ... Added 1.5 sacks, one INT, five passes defended, two fumble recoveries and one forced fumble ... **10/22 at TB:** Made first career start and finished with eight tackles (five solo) ... **10/29 vs. JAX:** Recorded nine tackles and one fumble recovery ... **11/19 vs. TEN:** Registered first career sack of Vince Young along with nine tackles ... Produced career-high 14 tackles on **11/26 at IND**

COACHES

SCOUTS

STAFF

PLAYERS

HISTORY

RECORDS

MISC.



and **12/10 at WAS ... 12/31 vs. ATL:** Picked off Matt Schaub for first career INT and also recorded a sack, finishing with nine tackles in regular season finale ... **1/7 vs. NYG:** Started at SS in NFC Wild Card Game and finished with four tackles ... **1/13 at NO:** Started at SS and had nine tackles (five solo) in NFC Divisional Playoff Game ...

2005: Played in six games, mainly on special teams, before being placed on injured reserve with a shoulder injury ... Finished with eight special teams tackles ... Was inactive for first three weeks ... Saw first career action on **10/2 at KC ... 11/14 vs. DAL:** Suffered a dislocated shoulder and was placed on injured reserve two days later.

COLLEGE: Started career as a walk-on and was a four-year letterman ... Earned Academic All-Big Ten honors four times ... Earned honorable mention All-Big Ten honors as a senior safety with 48 tackles, three INTs and one blocked kick ... Took over the starting free safety position as a junior and recorded 66 tackles, three INTs and two blocked kicks ... Earned a scholarship as a sophomore in 2002 ... Redshirted in 2000 ... Graduated with a degree in marketing.

PERSONAL: Married (Nicole) with son, Caden James ... Wife Nicole ran track at Augustana College ... Attended Byron High School (Byron, Ill.) ... Earned all-state honors as a junior and senior running back ... Holds school records with 4,010 rushing yards and 65TDs ... Led team to state title as a senior with 1,580 rushing yards and school-record 34TDs ... Grew up in Byron, Ill., a small town with a population of 2,400

... Picked up a new hobby in the 2007 off-season through his father-in-law: purchasing cattle to raise, breed and sell ... Enjoys fishing and hunting ... Holds high school record with eight home runs in a season and was recruited by several colleges to play center field ... Hosts annual Considine Cancer Classic golf tournament in his hometown to benefit the American Cancer Society and the event has raised more than \$100,000 in three years ... Conducts an annual football camp in his hometown for children in the 2nd through 5th grade called the "State Champ Camp" ... Works with the "Aiming for a Cure" charity, sponsored by "Hunter's Specialties," that benefits the Children's Hospital of Iowa ... Long-time fan of Chicago Cubs and has made at least one trip to Wrigley Field every year since he was a child ... First job was a farmhand on his best friend's ranch in Byron, Ill. ... Brother, Tyler, played baseball at Iowa and his sister, Megan, joined the Hawkeye women's basketball team in 2009 ... Attended 2009 Jaguars Draft Day Party ... Visited St. Pius Catholic School in 2009 as part of Super Bowl of Caring Program ... Signed autographs and took pictures at local Massage Envy to raise money for breast cancer ... Participated in 2009 Hometown Huddle ... Visited the PACE Center to speak to girls about staying in school ... Guest of honor at Steak & Steak Dinner to benefit the Boys & Girls Club ... Visited the Daniel Home and played games with children ... Attended classes in 2010 at The Wharton School of the University of Pennsylvania as part of the NFL Business Management and Entrepreneurial program ... Name pronounced: CON-suh-dyne ... Full name: Sean Richard Considine.

SEAN CONSIDINE'S REGULAR SEASON STATISTICS

TACKLES	GP/GS	TKL	SOLO	ASST	ST	SACKS	FF	FR	PD	TFL
2005 Philadelphia	6/0	0	0	0	8	0.0	0	0	0	0
2006 Philadelphia	16/9	107	66	41	26	1.5	1	2	5	3
2007 Philadelphia	8/8	47	31	16	2	0.0	0	0	1	1
2008 Philadelphia	16/0	11	5	6	*32	0.0	0	0	0	1
2009 Jacksonville	11/6	36	24	12	4	0.0	0	1	5	2
NFL totals: 5 years	57/23	201	126	75	72	1.5	1	3	11	7

*Team leader

INTERCEPTIONS	GP/GS	NO	YDS	AVG	LG	TD
2006 Philadelphia	16/9	1	12	12.0	12	0
2007 Philadelphia	8/8	1	0	0.0	0	0
2009 Jacksonville	11/6	1	25	25.0	25	0
NFL totals: 5 years	57/23	3	37	12.3	25	0

SEAN CONSIDINE'S POSTSEASON STATISTICS

TACKLES	GP/GS	TKL	SOLO	ASST	ST	SACKS	FF	FR	PD	TFL
2006 Philadelphia	2/2	13	7	6	0	0.0	0	0	0	0
2008 Philadelphia	3/0	0	0	0	3	0.0	0	0	1	0
NFL totals: 5 years	5/2	13	7	6	3	0.0	0	0	1	0



DEREK COX CORNERBACK

6-1 • 190 LBS. • WILLIAM & MARY
BORN SEPTEMBER 22, 1986 • GREENVILLE, NORTH CAROLINA
ACQ. 3RD ROUND OF 2009 DRAFT • EXP.: 2ND YEAR

GAMES PLAYED/STARTED: 2009 (16/16)

NFL TOTALS: 16 games, 16 starts

POSTSEASON TOTALS: 0 games, 0 starts

TRANSACTIONS: Originally drafted in the third round (73rd overall) of the 2009 draft.

PRO: Second-year CB started all 16 games as a rookie, one of only seven rookies in franchise history to accomplish that feat ... Led team with four INTs which tied for second among all NFL rookies in 2009 and ranks second-most in franchise history by a rookie ... Was one of 55 DBs drafted in 2009 and joined Miami's Sean Smith as the only players to start every game ... Was one of nine NFL rookies, along with DT Terrance Knighton, to start every contest ... Intercepted Peyton Manning on first possession of his first NFL game on Sept. 13, and recovered a fumble on his second ... Second-highest drafted player in William & Mary history with only current NFL safety Darren Sharper taken higher (2nd, 1997, Green Bay) ... Joined Sharper and Arizona's Mike Leach as the only former William & Mary players on an NFL roster in 2009 ... Selected with choice obtained from New England for a 7th (232) and a 2010 2nd-round pick ...

2009: Started all 16 games as a rookie at RCB ... Led team with five takeaways and four INTs and tied for team-lead with seven passes defended ... Added 76 tackles and one fumble recovery ... His four INTs tied for second among NFL rookies ... Joined DT Terrance Knighton as the first rookie duo to start all 16 games in team history and was one of only three defensive players (Daryl Smith) to start all 16 contests ... Started season-opener at RCB on **9/13 at IND**, only the second rookie to start at CB on opening day in franchise history (Fernando Bryant). Recorded two takeaways on first two possessions as he intercepted Peyton Manning in the end zone on the opening drive and recovered a Joseph Addai fumble on the ensuing drive ... Had seven tackles (six solo) and one INT on **10/4 vs. TEN** ... Played all 75 snaps on **10/11 at SEA** and tallied a career-high eight tackles ... Had five tackles on **11/8 vs. KC** and four tackles on **11/15 at NYJ**

... Posted six solo tackles and two passes defended on **12/6 vs. HOU** ... Intercepted Chad Henne in the fourth quarter on **12/13 vs. MIA** and added five tackles ... Finished with four tackles in season-finale on **1/3 at CLE** and intercepted Derek Anderson in the second quarter ...

COLLEGE: Three-year starter and two-time All-Colonial Athletic Association selection ... Was one of just four players in current Tribe Head Coach Jimmye Laycock's 30-year tenure to be selected as captain for two seasons ... Registered nine career INTs and 172 tackles ... Scored four TDs as a senior, two as CB and two as punt returner, and added 43 tackles and four INTs ... Had 80-yard punt return for TD vs. Richmond ... Returned an INT for a TD in the fourth quarter at North Carolina State in the season-opener ... Started all 11 games as a junior and served as team captain ... Was third-team All-CAA selection ... Led team with three INTs and added 51 tackles and 3.5 tackles for loss ... Finished with 59 tackles as a sophomore and emerged as one of the league's top cover corners ... Led team with nine passes defended and added one INT and two fumble recoveries ... Saw action in 11 games as a redshirt freshman, primarily on special teams ... Earned two starts at CB ... Spent 2004 season on scout team ... Graduated with a degree in marketing and concentration in entrepreneurship.

PERSONAL: Single ... Resides in Greenville, N.C. ... Attended J.H. Rose High School (Greenville, N.C.) ... Two-year letterman at DB, WR, PR and KR ... Part of 2003 4-A State Championship team ... Had five punt returns for TDs and one kickoff return for a TD as a senior ... Recorded 10 INTs as a junior ... Was teammate with 2009 New York Giants fourth round pick Andre Brown ... Played centerfield for state championship baseball team ... Has

COACHES

SCOUTS

STAFF

PLAYERS

HISTORY

RECORDS

MISC.



fraternal twin sister, Shannon ... Served as President of SAAC (Student Athletic Advisory Council) during 2008-09 season at William & Mary... Presented the 2008 Leadership Award by Alpha Kappa Alpha Sorority ... Member of Ebony Expression Gospel Choir ... Brother, Travis, played football at East Carolina with Jaguars quarterback David Garrard ... Participated in NFL 101 Workshop at Jacksonville University ... Recorded a public service

announcement for the Jacksonville Children's Chorus to encourage children to get involved with the chorus ... Visited Clara White Mission several times to feed homeless ... Recorded PSA for Prostate Cancer Awareness ... Participated in 2009 Hometown Huddle ... Avid supporter of Second Harvest Food Bank ... Was celebrity guest at S.A. Hull pep rally for FCAT test ... Full name: Derek Cox.

DEREK COX'S REGULAR SEASON STATISTICS

TACKLES	GP/GS	TKL	SOLO	ASST	ST	SACKS	FF	FR	PD	TFL
2009 Jacksonville	16/16	76	56	20	0	0.0	0	1	#7	0

INTERCEPTIONS	GP/GS	NO	YDS	AVG	LG	TD
2009 Jacksonville	16/16	*4	6	1.5	6	0

* Team leader # Shared team lead



GAMES PLAYED/STARTED: 2008 (6/0), 2009 (ps)

NFL TOTALS: 6 games, 0 starts

POSTSEASON TOTALS: 0 games, 0 starts

TRANSACTIONS: Originally signed as undrafted rookie by Washington on 5/7/08 ... Waived on 8/30/08 ... Signed by Washington to practice squad on 9/1/08 ... Signed by Cincinnati off Washington's practice squad on 10/21/08 ... Waived on 9/5/09 ... Signed by Houston to practice squad on 9/23/09 ... Signed by Jacksonville as free agent on 1/20/10.

PRO: Second-year offensive lineman has spent time with Washington, Cincinnati and Houston ... Has the ability to play C and G ... Four-year letterman at Maryland ... Played in six games as a rookie with the Bengals ... Spent majority of 2009 season on the Texans practice squad ...

2009: Spent preseason with Cincinnati before being waived on final cuts ... Signed with Houston following week two and spent the remainder of the season on the club's practice squad ...

2008: Played in six games with Cincinnati mainly on special teams ... Originally signed as a rookie free agent by Washington and played in all four preseason games with the Redskins ... Was signed by Cincinnati off the Redskins practice squad on 10/21 ... Made NFL debut on

11/20 at PIT ... Saw action at center on last series on **12/7 at IND**.

COLLEGE: Four-year letterman, playing in 41 games with 36 starts at RG ... Earned second-team All-America honors from The Sporting News as a senior ... Missed five games due to fractured fibula ... Started all 12 games as a junior and named second-team All-ACC ... Named second-team Freshman All-America by The Sporting News in 2004 ... Redshirted in 2003 ... Earned bachelor's degree.

PERSONAL: Single ... Resides in Baltimore, Md. ... Attended Van Wert High School ... Earned Division III first-team all-state honors as a guard and defensive end as a senior ... Also lettered in wrestling and track ... Full name: Andrew CrummeY.



JARETT DILLARD
WIDE RECEIVER

5-10 • 187 LBS. • RICE
BORN DECEMBER 21, 1985 • SAN ANTONIO, TEXAS
ACQ. 5TH ROUND OF 2009 DRAFT • EXP.: 2ND YEAR

GAMES PLAYED/STARTED: 2009 (7/0)

NFL TOTALS: 7 games, 0 starts

POSTSEASON TOTALS: 0 games, 0 starts

TRANSACTIONS: Originally drafted in the fifth round (144th overall) of the 2009 draft.

PRO: Second-year receiver has explosive leaping ability and knack for making plays ... Returns to action after missing final seven games of rookie season with a broken ankle ... Finished with six receptions for 106 yards (17.7 avg.) in seven games ... Led all receivers at the Combine with a 42.5-inch vertical jump, the third-highest among all players ... Set numerous school, conference and NCAA records at Rice ... Only player in college football history to produce two seasons with at least 20-plus TD receptions ... Became first player in school history to receive postseason all-conference honors three consecutive seasons ...

2009: Appeared in seven games as a rookie, finishing with six receptions for 106 yards (17.7 avg.) ... Was inactive first two weeks on **9/13 at IND** and **9/20 vs. ARI** ... Made NFL debut on **9/27 at HOU** ... Made first career reception the following week on **10/4 vs. TEN**, a 14-yard catch ... Finished with two receptions for 29 yards with a long of 18 on **10/11 at SEA** ... On **11/1 at TEN**, he pulled in a 23-yard reception late in the third quarter on a third-and-20 pass from David Garrard ... Registered career-long 33-yard reception in the first quarter on **11/8 vs. KC** ... Finished with one reception for seven yards on **11/15 at NYJ**, but sustained a season-ending ankle injury on the play ... Was placed on injured reserve on 11/17.

COLLEGE: Started 46 of 49 games ... Set NCAA record with 60 career TD receptions, surpassing the previous mark of 50 by Troy Edwards of Louisiana Tech ... The 60 total TDs tied DeAngelo Williams of Memphis (2002-05) for the conference record ... Set conference record with 4,138 career receiving yards, becoming only the 10th player in college football history to gain

over 4,000 receiving yards ... Finished with school-record 292 receptions, second-most in Conference USA history ... Was first player in league history to produce three consecutive 1,000-yard receiving seasons ... Caught at least one TD pass in 32 games, breaking the NCAA major college record of 27 games by Ryan Yarborough of Wyoming (1990-93) ... Led the nation with 20 TD receptions as a senior ... Had 87 receptions for 1,310 yards (15.1 avg.) ... His 1,310 receiving yards ranked as fourth-most in league history ... Became school's first Football Writers Association All-America selection since Buddy Dial in 1958 ... Named first-team All-Conference USA ... Also earned first-team accolades from cbssports.com and second-team honors from The NFL Draft Report and Walter Camp ... Was first Rice player since 2002 to be invited to the East-West Shrine Game ... Started all 12 games as a junior and led the team with 79 receptions for 1,057 yards and 14 TDs ... Named first-team All-Conference USA and Sports Illustrated All-America honorable-mention ... Started all 13 games as a sophomore and was one of the nation's most prolific receivers, finishing with a school-record 91 receptions for 1,247 yards (13.7 avg.) and conference-record 21 TDs ... Was finalist for the Biletnikoff Award, given to the nation's top receiver ... Set NCAA single-season record with at least one TD catch in 13 consecutive games, surpassing the mark of 12 games by both Randy Moss of Marshall and Larry Fitzgerald of Pittsburgh ... Became first player in school history to post 1,000-yard receiving season ... His 91 receptions ranked third in league history ... Was first-team All-America selection by The NFL Draft Report and ESPN and voted second-team by Associated Press, The Sporting News and Sports Illustrated ... Started eight of 11 games as a redshirt

COACHES

SCOUTS

STAFF

PLAYERS

HISTORY

RECORDS

MISC.



freshman ... Led the team with 35 receptions for 524 yards (15.0 avg.) with five TDs ... Earned All-Conference USA Freshman honors ... Graduated in May 2008 with a degree in political science.

PERSONAL: Single ... Resides in Jacksonville ... Three-year starter at Sam Houston (Tex.) High ... Was two-time All-District 28-4A selection as WR ... Helped basketball team reach Class 4-A state tournament as a junior and also competed on track team ... Graduated first in his class and was member of National Honor Society while also serving as a class officer ... Sister, Tai, was a standout basketball player at Texas, played professionally with

San Antonio in the WNBA, and currently serves as an assistant coach at Texas-San Antonio ... Participated in 2009 Tropicana "Got Skills?" Rookie Day at Jacksonville Municipal Stadium ... Greeted participants at the North Florida Chapter of PRSA's event, PRville, in 2009 at Jacksonville Municipal Stadium ... Served ice cream at Maggie Moo's in The Avenues Mall as part of a "Celebrity Scoop Night" fundraiser for James Weldon Johnson Middle School ... Distributed food to families in December at local YET center ... Visited the Times-Union to assist efforts in raising money for United Way ... Full name: Jarett Juma Porter Dillard.

JARETT DILLARD'S REGULAR SEASON STATISTICS

YEAR	GP/GS	NO	YDS	AVG	LG	TD	
2009	Jacksonville	7/0	6	106	17.7	33	0



GAMES PLAYED/STARTED: 2007 (13/8, 2/2), 2008 (14/12), 2009 (13/13)

NFL TOTALS: 40 games, 33 starts

POSTSEASON TOTALS: 2 games, 2 starts

TRANSACTIONS: Originally drafted in the second round (48th overall) of the 2007 draft.

PRO: Physical, speedy linebacker who has started 33 of 40 games in his first three seasons ... Has recorded 100-plus tackles in two of three seasons including a career-high 135 in 2009 ... Career totals include 318 tackles (221 solo), two sacks, two forced fumbles, two INTs, 14 tackles for loss and eight passes defended ... Moved to MLB in 2009 and made career-high 13 starts ... Led team with seven tackles for loss and ranked third with 113 tackles in 2008 ... Led the team in 2007 with 31 post-season tackles ... Joined Reggie Nelson as the only two rookies to start more than eight games in 2007 ... Finished with 17 tackles against Pittsburgh in AFC Wild Card game, the second-most by a Jaguar in postseason history (23, Kevin Hardy, 1/10/99 at N.Y. Jets) ...

2009: Moved from OLB to MLB and started a career-high 13 games ... Was inactive for three games with injuries ...

Ranked second on the club with a career-high 135 tackles including double-digit tackles in five games ... Added one sack, one INT, four tackles for loss, three QB pressures and one FF ... **9/13 at IND:** Started at MLB in season-opener and led team with 14 tackles (11 solo) ... **9/20 vs. ARI:** Finished with a team-high 15 tackles and a forced fumble ... **9/27 at HOU:** Had team-high 10 tackles ... **10/4 vs. TEN:** Finished with nine tackles ... Was inactive on **10/11 at SEA** and **10/18 vs. STL** with hip injury ... **11/1 at TEN:** Registered a career-high 17 tackles (13 solo) including two for loss as he played all 67 snaps ... Posted nine tackles on **11/8 vs. KC** and **11/15 at NYJ** ... Suffered concussion against the Jets and was inactive the following week on **11/22 vs. BUF** ... Returned to lineup on **11/29 at SF** and finished with eight tackles ... **12/6 vs. HOU:** Had most productive game of the season with eight tackles, a sack, an INT



and two QB pressures. Intercepted Matt Schaub in the third quarter. Was named AFC Defensive Player of the Week for his performance ... **12/13 vs. MIA:** Made 13 tackles and surpassed 100 tackles for second straight season ... Finished season with seven tackles on **12/27 at NE** and **1/3 at CLE** ...

2008: Played in 14 games with 12 starts ... Ranked third on team with a then career-high 113 tackles (81 solo) ... Led team with seven tackles for loss along with six passes defended and one QB pressure ... Added three special teams tackles ... Selected to USA Today All-Joe Team, which goes to players and coaches who have overachieved and are often overlooked ... **9/7 at TEN:** Had eight solo tackles in a reserve role ... **9/14 vs. BUF:** Started and suffered groin strain in the second quarter and returned to the game but was sidelined again in the second half ... Was inactive **9/21 at IND** and **9/28 vs. HOU** ... Returned to action on **10/5 vs. PIT** and collected 10 tackles and one pass defended ... **10/12 at DEN:** Started at OLB and recorded six solo tackles, one for a loss, and one pass defended ... **10/26 vs. CLE:** Registered 11 tackles in start ... **11/9 at DET:** Totaled 12 tackles and did not miss a snap ... **11/16 vs. TEN:** Made nine tackles and two special teams tackles ... **11/23 vs. MIN:** Posted a team-high two tackles for loss ... **12/14 vs. GB:** Recorded six tackles and one QB pressure ... **12/18 vs. IND:** Had 10 tackles and one pass defended ... **12/28 at BAL:** Made season-high 14 tackles and did not miss a snap ...

2007: Played in 13 games and started eight ... Team record was 6-2 while in the starting rotation ... Recorded 70 tackles, one sack, one INT and one forced fumble ... Led team in tackles in the postseason with 31 ... Was inactive for two games (**11/4 at NO** and **11/11 at TEN**) ... **9/16**

vs. ATL: Made first career start at OLB and recorded six tackles ... **11/25 vs. BUF:** Moved into the starting lineup after season-ending injury to Mike Peterson and recorded first career INT ... **1/5 at PIT:** Started at OLB in AFC Wild Card game. Led team with 17 tackles which ranked second in team history ... **1/12 at NE:** Started at OLB in AFC Divisional Playoff game and was second on team with 14 tackles.

COLLEGE: Became first player in Mid-Eastern Athletic Conference history to earn MEAC Defensive Player of the Year honors three times ... Started 39 of 43 games at MLB and ranked second in school history with 353 tackles (185 solo) ... Contributed 10 sacks, three fumble recoveries and four INTs ... Selected as Sheridan Broadcasting Network Black College All-America three times, joining the likes of QB Steve McNair (Alcorn State), LB Tracy White (Howard), S Antoine Bethea (Howard) and TE Shannon Sharpe (Savannah State) as three-time members of that prestigious post-season team ... Majored in sports management.

PERSONAL: Single ... Resides in Florence, S.C. ... Brother of former North Carolina quarterback Darian Durant, who is now QB for CFL Saskatchewan Roughriders ... Attended the 2008 Draft Day Fan Fest and Food Drive Kickoff Event ... Established a program in the 2009 off-season with the linebackers to make bi-weekly visits to Wolfson Children's Hospital, where the players visit with patients, sign autographs and distribute gifts ... Signed autographs and greeted participants at the 2009 "Gift of Life" blood drive held by the Blood Alliance at the stadium ... Signed autographs in 2009 for the Blood Alliance ... Full name: Justin Ryan Durant.

JUSTIN DURANT'S REGULAR SEASON STATISTICS

TACKLES	GP/GS	TKL	SOLO	ASST	ST	SACKS	FF	FR	PD	TFL
2007 Jacksonville	13/8	70	50	20	5	1.0	1	0	2	3
2008 Jacksonville	14/12	113	81	32	3	0.0	0	0	6	*7
2009 Jacksonville	13/13	135	90	45	0	1.0	1	0	0	4
NFL totals: 3 years	40/33	318	221	97	8	2.0	2	0	8	14

INTERCEPTIONS	GP/GS	NO	YDS	AVG	LG	TD
2007 Jacksonville	13/8	1	2	2.0	2	0
2009 Jacksonville	13/13	1	27	27.0	27	0
NFL totals: 3 years	40/33	2	29	14.5	27	0

* Team leader

JUSTIN DURANT'S POSTSEASON STATISTICS

TACKLES	GP/GS	TKL	SOLO	ASST	ST	SACKS	FF	FR	PD	TFL
2007 Jacksonville	2/2	31	23	8	0	0.0	0	0	0	4



ATIYYAH ELLISON

DEFENSIVE LINEMAN

6-3 • 315 LBS. • MISSOURI
 BORN SEPTEMBER 29, 1981 • ST. LOUIS, MISSOURI
 ACQ. SAN FRANCISCO PRACTICE SQUAD 2008 • EXP.: 3RD YEAR

GAMES PLAYED/STARTED: 2006 (0/0), 2007 (0/0), 2008 (0/0), 2009 (15/6)

NFL TOTALS: 15 games, 6 starts

POSTSEASON TOTALS: 0 games, 0 starts

TRANSACTIONS: Originally a third round (89th pick overall) draft choice by Carolina in 2005 NFL Draft ... Waived by Carolina on 9/3/05 ... Signed by Carolina to the practice squad on 9/5/05 ... Signed by Carolina to the 53-man roster from the practice squad on 9/14/05 ... Waived by Carolina on 9/24/05 ... Signed by Carolina to the practice squad on 9/27/05 ... Signed by Carolina to the 53-man roster from the practice squad on 10/31/05 ... Waived by Carolina on 9/2/06 ... Signed by Houston on 9/3/06 ... Waived by Houston on 9/7/06 ... Signed by Baltimore to the practice squad on 9/12/06 ... Signed by Baltimore to the 53-man roster from the practice squad on 12/4/06 ... Waived by Baltimore on 9/1/07 ... Signed by Baltimore to the practice squad on 9/2/07 ... Signed by San Francisco off the Baltimore practice squad on 9/5/07 ... Waived by San Francisco 8/30/08 ... Signed to San Francisco practice squad 8/31/08 ... Signed by Jacksonville off San Francisco practice squad on 12/10/08.

PRO: Strong, stout lineman who saw his first career action in 2009, playing in 15 games with six starts ... Earned a roster spot after a strong preseason ... Re-signed in March 2010 ... Has also spent time with Carolina, Houston, Baltimore and San Francisco ... Signed by the Jaguars off the 49ers practice squad on Dec. 10, 2008 ... Spent final three weeks of the 2008 season on the Jaguars active roster ... Was originally a third-round pick of Carolina in 2005 draft ...

2009: Saw first career action in the regular season, appearing in 15 games with six starts ... Finished with 28 tackles (16 solo), one sack, four QB pressures, two tackles for loss and one pass defended ... Made NFL debut on **9/13 at IND** in season-opener ... Saw action on 25 snaps on **9/20 vs. ARI** and made three tackles ... Had kickoff return for 16 yards on **9/27 at HOU** ... Made first career start on **10/4 vs. TEN** and played 42 snaps ... Started at DE on **10/11 at SEA** totaled a career-high six tackles and one QB pressure on 55 snaps ... Recorded first career sack the following week on **10/18 vs. STL**, taking down Marc Bulger for a six-yard loss in the first quarter ... Registered six tackles including one for a loss on 50 snaps on **11/1 at TEN** ... Saw action on 36 snaps on **12/6 vs. HOU** and finished with two tackles, one QB pressure and one pass defended ... Suffered a knee injury in the fourth quarter on **12/27 at NE** and was placed on injured

reserve on Jan. 4 ...

2008: Spent first 14 weeks of the season on the 49ers practice squad after being waived on Aug. 30 ... Joined Jaguars Dec. 10 ... Was inactive **12/14 vs. GB, 12/18 vs. IND** and **12/28 at BAL** ...

2007: Inactive for all 16 games for San Francisco after being signed from Ravens' practice squad prior to start of season ...

2006: Spent time on Ravens' practice squad prior to being signed to active roster on December 4 ... Inactive **12/10 at KC, 12/17 vs. CLE** and **12/24 at PIT** before being placed on injured reserve with a shoulder injury on December 30 ...

2005: Inactive for 10 games and three postseason contests after being signed to active roster from practice squad on October 31 ... Originally selected by the Carolina Panthers in the third round (89th overall) in the 2005 NFL Draft.

COLLEGE: Played in 36 games with 31 starts at Missouri, tallying 171 tackles, 6.5 sacks and five passes defended ... Elected team captain as senior, earning first-team All-Big 12 honors after playing in all 11 games and tallying 60 tackles and 2.5 sacks ... Tallied career-high 72 tackles, four sacks, two forced fumbles and five passes defended as a junior ... Recorded 39 tackles, two forced fumbles and one fumble



recovery in 12 games with nine starts at defensive end as a sophomore ... Attended Coffeyville (Kan.) Junior College for two years, redshirting in 2000 ... In 2001, lined up at defensive end and posted 57 tackles and five sacks in 10 contests.

PERSONAL: Married (Jessica), with two sons, Braylon and Tyson ... Attended Parkway South (St. Louis) High, where he earned All-State and All-Metro honors as a senior after totaling 47 tackles and three sacks ... Runs summer football camp at a YMCA in Boonville, Mo. for children from kindergarten to 12th grade ... Strong supporter of Jacksonville community, making 40 appearances during 2009 season ... Participated in HEAL Zoo Walk the last two years to help raise money for autism ... Visited Naval Station Mayport to tour the USS Carney ... Served as guest instructor at three NFL 101 events for women ... Makes regular visits to Children's Home Society of Florida ... Showed support for Teacher Appreciation Week with a visit to Mount Herman ESE Center in 2009 ... Visited West Jacksonville Elementary School to reward participants of the 2009 Jaguars Readers Program ... Was special guest at the 2009 Sports Awards Banquet

for children at the Buckner Division of the Children's Home Society of Florida ... Greeted participants at the North Florida Chapter of PRSA's event, PRville, in 2009 at Jacksonville Municipal Stadium ... Participated in NFL 101 Workshop at Jacksonville University ... Signed autographs and greeted participants at the 2009 "Gift of Life" blood drive held by the Blood Alliance at the stadium ... Participated both financially and in person at the 2009 Shop with a Jock event at Wal-Mart where more than 50 children from the Bridge of Northeast Florida and the Mali Vai Washington Kids Foundation were treated to a shopping spree ... Signed autographs at Adventure Landing at Jacksonville Beach as part of the annual Easter Egg Hunt ... Participated in Teach for America Week 2010 at Justina Road Elementary School in Jacksonville by visiting third grade class ... Was special guest of the Jaguars Booster Club 2010 social event at Mudville Grille ... Served ice cream at Maggie Moo's in The Avenues Mall as part of a "Celebrity Scoop Night" fundraiser for James Weldon Johnson Middle School ... Full name: Atiyyah Ramadan Ellison (pronounced ah-TEE-ah).

ATIYYAH ELLISON'S REGULAR SEASON STATISTICS

TACKLES	GP/GS	TKL	SOLO	ASST	ST	SACKS	FF	FR	PD	TFL
2009 Jacksonville	15/6	28	16	12	0	1.0	0	0	1	2

KYNAN FORNEY
GUARD

65

6-3 • 302 LBS. • HAWAII
BORN SEPTEMBER 8, 1978 • NACOGDOCHES, TEXAS
ACQ. VETERAN FREE AGENT 2009 • EXP: 10TH YEAR

GAMES PLAYED/STARTED: 2001 (12/8), 2002 (14/12, 2/2), 2003 (16/16), 2004 (16/16, 2/2), 2005 (16/15), 2006 (7/7), 2007 (14/14), 2008 (0/0), 2009 (3/0)

NFL TOTALS: 98 games, 88 starts

JAGUARS TOTALS: 3 games, 0 starts

POSTSEASON TOTALS: 4 games, 4 starts

TRANSACTIONS: Originally drafted by Atlanta in the seventh round (219th overall) of the 2001 draft ... Released on 8/30/08 ... Signed by San Diego as veteran free agent on 9/1/08 ... Released on 9/5/09 ... Signed by Jacksonville as a veteran free agent on 9/8/09.

PRO: Veteran guard enters his 10th NFL season ... Spent first seven seasons with Atlanta from 2001-07 before joining San Diego in 2008 ... Joined Jaguars as a free agent prior to 2009 season-opener ... Has played in 98 games with 88 starts at right

guard ... Was named first alternate to Pro Bowl in 2005 ... Was part of the NFL's top rushing attack from 2004-06 at Atlanta ... Helped RB Warrick Dunn surpass 1,000-yard rushing mark in three straight seasons from 2004-06 ... Earned starting spot



as a rookie in 2001 as a seventh-round pick ... Cousin, Larry Allen, was 11-time Pro Bowl guard ...

2009: Spent preseason with San Diego before he was waived on final cuts ... Signed by Jaguars prior to season-opener ... Played in three games ... Was inactive for six games and DNP in seven games ... Saw action at LG in first game as a Jaguar on **10/4 vs. TEN** ... Saw action in short-yardage situations on **10/18 vs. STL** and **1/3 at CLE** ...

2008: Joined San Diego as a veteran free agent to begin the season ... DNP in three games and was inactive for 13 games and for postseason ...

2007: Started 14 games at RG for Atlanta ... Part of line that allowed only one sack on **9/23 vs. CAR** and helped offense total 442 yards ... Line blocked for season-high 155 rushing yards on **11/4 vs. SF** ...

2006: Made seven starts at RG and was inactive for two games ... Was placed on injured reserve after week nine with a shoulder injury ... Team rushed for 200-plus yards in four games ... Part of line that helped team rush for 252 yards on **9/10 vs. CAR** and franchise-record 306 yards on **9/17 vs. TB** ...

2005: Started all 16 games at RG and was named Pro Bowl first alternate ... Part of unit that paved the way for the NFL's top rushing attack for the second year in a row (159.1 avg.) ... Club posted 200-plus rushing yards in five games ... Helped offense rush for 285 yards on **10/2 vs. MIN** and 256 yards on **11/24 vs. DET** ...

2004: Started all 16 games at RG ... Helped team rank first in NFL in rushing yards (2,672) and average per rush (5.1) ... Named to ESPN All-Pro Team ... Helped rushing game produce 242 yards on **9/19 vs. STL** and 327 yards on **1/15 vs. STL** in

NFC Divisional Playoff game ... The 327 yards were fourth-highest in NFL postseason history ... Chosen to Daryl "Moose" Johnston's All-Lunch Pail Crew ...

2003: Started at RG in all 16 games ... Helped team rush for 4.5 yards per carry ...

2002: Appeared in 14 games with 12 starts at RG ... Contributed to club's 260-yard rushing performance on **10/27 at NO**, team's most since 1972 ...

2001: Played in 12 games as a rookie, making eight starts at RG ... Started season-opener on **9/9 at SF** but missed next four games to toe injury.

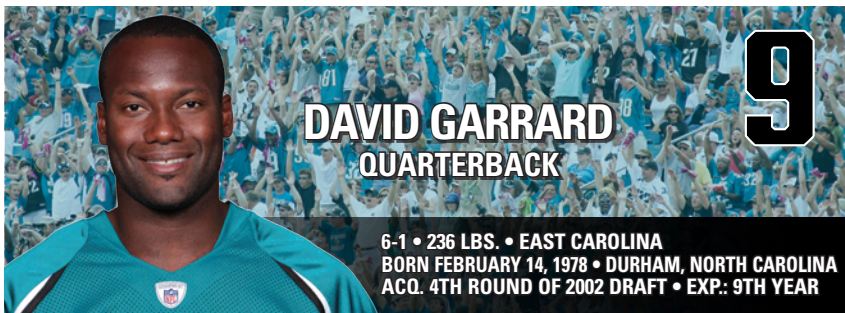
COLLEGE: Earned All-WAC honors as a senior after starting 11 games at RT ... Collected 94 knockdowns as the unit allowed only 10 sacks and averaged 322.9 yards per game in 2000 ... Played 1997 season at Trinity Valley College in Texas, helping them to 12-0 mark and National JUCO Championship.

PERSONAL: Married with two sons and two daughters ... Attended Nacogdoches High (Texas) ... Resides in Atlanta, Ga. ... Enjoys collecting figurines including The Transformers ... Born in Nacogdoches, Texas and grew up working on a chicken farm that his father, Errol, owned and ran for the Pilgrim's Pride chain ... Would like to become strength coach when playing days are complete ... Regularly volunteers time to youth football camps and clinics ... Cousin, Larry Allen, was 11-time Pro Bowl guard with Dallas Cowboys and San Francisco 49ers ... Participated both financially and in person at the 2009 Shop with a Jock event at Wal-Mart where more than 50 children from the Bridge of Northeast Florida and the Mali Vai Washington Kids Foundation were treated to a shopping spree ... Visited Jacksonville Country Day School to talk to students about living a healthy life ... Full name: Kynan Forney.

JAGUARS PRONUNCIATION GUIDE

Tyson Alualu _____ AH-loo-AH-loo
 Tyrone Brackenridge _____ ty-RON
 Eben Britton _____ EBB-un
 Sean Considine _____ CON-suh-dyne
 Attiyah Ellison _____ ah-TEE-ah
 Kynan Forney _____ KEY-nun FOR-nee
 David Garrard _____ guh-RARD

Deji Karim _____ DAY-jhee kuh-RIM
 Vince Manuwai _____ MAH-new-wye
 Rashean Mathis _____ ruh-SHEEN
 Uche Nwaneri _____ OO-chay wah-NEHR-ee
 Kassim Osgood _____ kuh-SIM
 Adam Podlesh _____ PAHD-lesh
 Tiquan Underwood _____ ty-KWAHN



DAVID GARRARD

QUARTERBACK

6-1 • 236 LBS. • EAST CAROLINA
 BORN FEBRUARY 14, 1978 • DURHAM, NORTH CAROLINA
 ACQ. 4TH ROUND OF 2002 DRAFT • EXP.: 9TH YEAR

GAMES PLAYED/STARTED: 2002 (4/1), 2003 (2/0), 2004 (4/2), 2005 (7/5, 1/0), 2006 (11/10), 2007 (12/12, 2/2), 2008 (16/16), 2009 (16/16)

NFL TOTALS: 72 games, 62 starts

POSTSEASON TOTALS: 3 games, 2 starts

TRANSACTIONS: Originally drafted in the fourth round (108th overall) of the 2002 draft.

PRO: Veteran QB is in his fourth season as starter and enters season with a streak of 32 consecutive starts, the longest streak in franchise history by a QB ... One of only nine NFL QBs to start all 32 games the last two seasons ... Has played in 72 games with 62 starts over eight seasons and owns a 31-31 career record ... Career totals include 1,170 of 1,915 passing for 13,269 yards with 66 TDs and 39 INTs for an 84.9 passer rating ... Has 314 career rushes for 1,467 yards and 12 TDs ... Ranks first in franchise history with 61.1 career completion percentage and second in yards, attempts, completions, passer rating and TD passes ... Owns two of the top three single-season franchise marks for completion percentage ... Holds the franchise record at eight consecutive games without throwing an interception ... Has produced 23 100-plus rating games, 21 as a starter, and the Jaguars are 16-5 in those starts ... Registered 19 games with multiple TD passes and the Jaguars are 13-6 in those games ... One of only two QBs (Mark Brunell) in franchise history to have back-to-back 3,000-yard passing seasons ... Has five 300-yard passing games in the last two seasons including a career-high 335 yards on Oct. 18, 2009 vs. St. Louis ... Since being named starting QB in 2007, he has a plus-22 TD to INT ratio (48 TDs/26 INTs) ... Ranked tied for fourth in the NFL from 2007-09 with fewest INTs (26) among QBs with minimum 900 attempts ... Ranked first among NFL QBs in rushing yards since 2007 with 830 and was first among all QBs in 2009 with career-high 323 rushing yards ... Ranked first in franchise postseason history with 76.4 career passer rating and ranked second with 486 passing yards, 62 attempts, 34 completions, three TDs and 54.8 completion percentage ... Set career-highs for completions (335), attempts (535) and yards (3,620) in 2008 ... Ranked third in the NFL

in 2007 with a franchise-record 102.2 passer rating and finished as the NFL's best in third down passing (128.8) ... Led Jaguars to a 9-3 mark as a starter in 2007, the most wins by a Jaguars starter since Brunell posted a 13-2 record in 1999 ... Led Jaguars to first postseason win since 1999 ... Set the franchise single-season record in 2007 with 64.0 completion percentage ... In 2007 finished with second-lowest interception percentage in a season for any quarterback in NFL history with 300-plus attempts, at 0.92 (3 ints. in 325 atts.) ... Owns 9-5 record in starts against NFC opponents ... Battled back from offseason surgery in his fight against Crohn's disease in 2004 ... One of only 10 players who have started at QB for Jaguars ... Third of four QBs drafted by Jaguars, following Rob Johnson (fourth round, 1995) and Jonathan Quinn (third round, 1998) and before Byron Leftwich (first round, 2003) ... Has played against 28 different NFL teams. The only teams he has never played against are Dallas, New Orleans and Washington ... Owns 19-15 record at home as a starter and 12-16 on the road ... Ranks second among Jaguars rookie QBs in attempts, completions and passing yards ... Team captain ...

2009: Started all 16 games for the second consecutive season ... Replaced Indianapolis' Peyton Manning on AFC Pro Bowl roster ... Completed 314 of 516 passes for 3,597 yards with 15 TDs and 10 INTs for a 83.5 rating ... Joined Mark Brunell as only QBs in franchise history with multiple 3,000-yard passing seasons and the only QBs to do it in back-to-back seasons ... The attempts, completions, yards and TDs were the second-most of his career ... Led all NFL QBs with career-high 323 rushing yards on 77 carries for three TDs ... The 77 rushes were the most by a Jaguars QB in team history ... Ranked 10th in the NFL, fifth in the AFC, with 88.5 third

COACHES

SCOUTS

STAFF

PLAYERS

HISTORY

RECORDS

MISC.



down passer rating ... Tied for 12th in NFL with career-high 29 completions of 25-plus yards, the second-most in team history ... Registered career-high three 300-yard passing games, tied for the second-most in team history (6, Brunell, 1996) ... Was one of 22 NFL QBs to attempt 400-plus passes and his 10 INTs were tied for fifth-fewest in the league ... Had streak of 155 consecutive passes without an INT, the fourth-longest streak in team history ... Directed three game-winning drives in the final seconds ... Recorded a 100-plus rating in four games and had five games with two-plus TD passes ... **9/13 at IND:** Opened season with 122 yards on 14 of 28 passing ... **9/20 vs. ARI:** Completed 23 of 43 passes for 282 yards with two TDs and one INT. Hooked up with Mercedes Lewis on a 25-yard TD pass in the third quarter ... **9/27 at HOU:** Finished 18 of 30 for 214 yards along with 29 rushing yards and a TD. Led offense on three drives of 10-plus plays ... **10/4 vs. TEN:** Threw for 323 yards and tied his career-high with three TDs on 27 of 37 passing (73.0 pct.) for a 126.3 passer rating. Rushed eight times for 38 yards with a long of 16. Had 33-yard TD strike to Lewis in the fourth quarter. Recorded four passing plays of 20-plus yards ... **10/11 at SEA:** Was 18 of 31 for 188 yards and was sacked four times for 26 yards. Lost two fumbles ... **10/18 vs. STL:** Established a career-high with 335 yards and 30 completions on 43 attempts with

two INTs. Connected on six of seven passes in overtime to set up game-winning field goal by Josh Scobee. Led team to fourth-most total yards (492) and second-most first downs (33) in franchise history. Joined Brunell as only players in franchise history to eclipse 11,000 career passing yards ... **11/1 at TEN:** Completed 14 of 27 passes for 139 yards with two INTs. Became only second player in franchise history to record 1,000 career completions ... **11/8 vs. KC:** Posted a 110.7 passer rating with 264 yards including a career-long 61-yard TD pass to Mike Sims-Walker. Added nine rushes for 29 yards. Was 18 of 27 passing ... **11/15 at NYJ:** Led club on a 12-play, 80-yard drive to set up a 21-yard field goal by Scobee as time expired. Was four of six on the drive for 68 yards including a 33-yard strike to Lewis. Finished 16 of 26 for 221 yards with one TD for a 101.6 passer rating. Connected with Sims-Walker on a slant for a 26-yard TD in the second quarter ... **11/22 vs. BUF:** Led club to second consecutive comeback win as he completed 21 of 30 passes for 215 yards with one TD and one INT ... Completed four of five passes for 53 yards on the final drive to move the ball into Bills territory and then connected with Sims-Walker for a three-yard score with 56 seconds remaining. He converted the two-point conversion with a run up the middle ... **11/29 at SF:** Registered his third 300-yard passing game of the season with 307

DAVID GARRARD'S TOP GAMES

David Garrard has produced 23 100 plus rating games, 21 as a starter, and the Jaguars are 16-5 in those starts. Here's the list:

DATE	OPPONENT	W/L	RATING	PASSING TOTALS
12/3/06	at Miami*	W	136.4	22-16-229, 2 TDs
11/9/08	at Detroit*	W	128.4	25-18-238, 2 TDs
10/4/09	vs. Tennessee*	W	126.3	37-27-323, 3 TDs
10/26/03	vs. Tennessee*	L	122.2	12- 9- 86, 1 TD
11/5/06	vs. Tennessee	W	120.6	22-12-177, 3 TDs
10/31/04	at Houston	L	118.8	2- 2- 28
11/26/06	at Buffalo*	L	118.0	22-16-132, 2 TDs
9/16/07	vs. Atlanta*	W	117.4	25-17-272, 1 TD
11/18/07	vs. San Diego*	W	114.8	24-15-189, 2 TDs
12/24/06	vs. New England*	L	113.5	23-17-195, 1 TD
12/23/07	vs. Oakland*	W	113.0	18-11-199, 2 TDs
12/2/07	at Indianapolis*	L	112.2	29-24-257, 2 TDs
11/8/09	vs. Kansas City*	W	110.7	27-18-264, 1 TD
10/7/07	at Kansas City*	W	109.8	27-20-218, 1 TD
9/23/07	at Denver*	W	109.2	14-20-154, 1 TD
10/12/08	at Denver*	W	107.0	25-34-276, 1 TD
12/6/09	vs. Houston*	W	106.0	28-15-238, 2 TDs
12/14/08	vs. Green Bay*	W	105.4	21-33-238, 2 TDs
12/11/05	vs. Indianapolis*	L	103.3	35-26-250, 1 TD
9/28/08	vs. HOUSTON*	W	103.1	32-23-236, 1 TD
10/14/07	vs. Houston*	W	102.7	34-22-221, 2 TDs
11/15/09	at New York Jets*	W	101.6	26-16-221, 1 TD
12/24/05	at Houston*	W	100.5	31-18-292, 1 TD

*Started



yards on 25 of 36 passing for a 95.5 passer rating. Was sacked six times for 46 yards. Surpassed 12,000 career passing yards ... **12/6 vs. HOU:** Recorded a 106.0 passer rating with 15 of 28 for 238 yards and two TDs. Hooked up with rookie TE Zach Miller on a then career-long 62-yard completion in the second quarter ... **12/13 vs. MIA:** Connected with Torry Holt on a career-long 63-yard pass in the third quarter, his second consecutive game with a 60-plus yard completion and third of the season. Finished 11 of 26 for 139 yards ... **12/17 vs. IND:** Was 23 of 40 for 223 yards and tied his career high with three TDs, hooking up for scores with Sims-Walker, Maurice Jones-Drew and Mike Thomas. Marked his fourth career game with three TDs and second of the season. Ended streak of 155 consecutive passes without an INT as he was picked off by Jacob Lacey on the club's final play ... **12/27 at NE:** Completed 76.0 percent of his passes with 19 of 25 for 185 yards with two INTs, the second-highest completion percentage of his career (82.8 pct., 12/2/07 at IND). He accounted for the club's only points on a two-yard run in the fourth quarter ... **1/3 at CLE:** Ended season with 202 yards on 22 of 39 passing with two TDs and one INT. Rushed five times for 40 yards. Hooked up with Miller for TDs on back-to-back possessions in the fourth quarter ...

2008: Started all 16 games for first time in career, the first Jaguars QB since Mark Brunell in 2000 to start all 16 games ... Joined Tony Pashos, Khalif Barnes and Brian Williams as the only players to start all 16 games ... Named team captain ... Recorded a career-high 335 completions on 535 attempts for 3,620 yards with 15 TDs and 13 INTs for a 81.7 rating ... Ranked second in franchise history for single-season completions and third in passing yards and completion percentage (62.6) ... Ranked 10th in the NFL in passing yards, 6th in the AFC ... Ranked second among all NFL QBs and third on the team with a career-high 322 rushing yards on 73 carries ... The 73 rushes were the second-most rushes by a Jaguars QB in team history (80, Brunell, 1996) ... Posted first two 300-yard passing games of career ... Became fourth QB in franchise history to have two 300-yard passing games in a single season (Brunell, Leftwich, Gray) ... Registered career-best 42 completions of

20-plus yards with five TDs ... In the five Jaguars wins, completed 103 of 146 passes (70.5 pct.) for 1,155 yards with six TDs and only one INT for a 104.7 passer rating ... Had a 100-plus passer rating in four of the five wins ... Led the club to three comeback wins ... Recorded a 60-plus completion percentage in 11 of 16 games including five games with a 70-plus completion percentage ... **9/14 vs. BUF:** Was 17 of 28 passing for 165 yards with one INT along with six rushes for 32 yards. Ended streak of seven straight games with a TD pass dating back to 2007 ... **9/21 at IND:** Led a game-winning drive with 1:07 remaining capped by Josh Scobee's 51-yard field goal with four seconds left. Totaled 16 of 22 passing (72.7 pct.) for 167 yards and one INT ... **9/28 vs. HOU:** Recorded a 103.1 passer rating, completing 23 of 32 passes (71.9 pct.) for 236 yards with one TD in overtime win. Had 41 rushing yards on seven carries including a five-yard TD run in the fourth quarter. Led team to a game-winning field goal in OT, completing both pass attempts for 46 yards ... **10/12 at DEN:** Was 25 of 32 (73.5 pct.) for 276 yards with one TD for a 107.0 rating. Hooked up with Mercedes Lewis for a 30-yard TD pass in the third quarter for the game-winning score ... **11/2 at CIN:** Totaled 23 of 38 passing for 229 yards with one INT along with six rushes for 23 yards. Ended four-game streak without an INT and streak of 167 attempts without throwing an INT. Surpassed 1,000 career rushing yards. Directed offense to 16 fourth quarter points ... **11/9 at DET:** 18 of 25 passing (72.0 pct.) for 238 yards with two TDs for a 128.4 passer rating, the second-highest of his career ... **11/23 vs. MIN:** Recorded first career 300-yard passing game with 317 yards and one TD and two INTs on 27 of 45 passing. The 45 attempts set a career-high. Surpassed previous single-season highs in attempts, completions and rushing attempts ... **12/1 at HOU:** Completed 71.4 percent of passes with 25 of 35 for 287 yards with one TD and one INT for a 93.4 passer rating. Caught a pass for minus-six yards on a deflection. Surpassed his previous single-season high for passing yards ... **12/14 vs. GB:** Was 21 of 33 passing for 238 yards with two TDs and a 105.4 passer rating. Moved into second place in team history for career passing yards ... **12/18 vs. IND:** Completed a career-high 28 of 41 passes

DAVID GARRARD AS STARTER UNDER DIRK KOETTER/MIKE SHULA

	GP/GS	W-L	Att.	Comp.	Pct.	Yards	TD	Int.	LG	Rtg
2007	12/12	9-3	325	208	64.0	2,509	18	3	59t	102.2
2008	16/16	5-11	535	335	62.6	3,620	15	13	41	81.7
2009	16/16	7-9	516	314	60.9	3,597	15	10	63	83.5
Total	44/44	21-23	1,376	857	62.3	9,726	48	26	63	87.2



for a career-high 329 yards with one TD and one INT for a 90.4 passer rating ... **12/28 at BAL:** Became first Jaguars QB to start all 16 games since Mark Brunell in 2000 and marked only the third time in team history ...

2007: Entered season as the starter for first time in career and led Jaguars to a 9-3 mark in 12 starts, joining Mark Brunell as the only two Jaguars QBs to win nine starts in a season ... Missed three games with an ankle injury and was healthy deactivation for regular season finale ... Started both postseason games ... Named team captain ... Established then career-highs as he completed 208 of 325 passes for 2,509 yards with 18 TDs and an NFL-low three INTs for a 102.2 passer rating ... Set franchise single-season record for highest passer rating and completion percentage (64.0) ... Led NFL in third down passing (128.8) and ranked third in passer rating and fifth in fourth quarter passing (103.9) ... Finished with second lowest INT percentage in a season for any QB in NFL history with 300-plus attempts at 0.92 (3 INTs. in 325 atts.). The lowest was 0.90 by Steve DeBerg in 1990 (4 INTs. in 444 att.) ... Threw an INT in only three of 12 games ... Set team records by starting season with 230 consecutive passes without an INT over a span of eight games ... Recorded a 100-plus passer rating in career-high seven games and threw for multiple TDs in five of the last six games ... Had 34 completions of 20-plus yards with six TDs ... Recorded a 60.0 completion percentage in nine of the last 11 regular season games ... Directed offense that set the franchise single-season record for points (411, 25.7 avg.), TDs (50), TD passes (28) and yards per play (5.6) ... Offense ranked seventh in the NFL at 357.4 yards per game, the second-highest ranking in franchise history ... Jaguars totaled 400-plus yards in a team-record seven games and scored 24 or more points in 10 consecutive games for the first time in team history ... Named to USA Today All-Joe Team which goes to players and coaches who have overachieved and are often overlooked ... Was named second alternate for Pro Bowl despite playing in only

12 games ... **9/9 vs. TEN:** Connected with rookie John Broussard on a 47-yard TD pass, then the longest TD pass of his career ... **9/23 at DEN:** Had career-high 12 rushes for 52 yards ... **10/14 at HOU:** Was 22 of 34 passing for 221 yards with two TDs for a 102.7 passer rating, his fourth consecutive game with a 100-plus passer rating. Tied Byron Leftwich and Mark Brunell for fourth in team history with eighth consecutive game with a passing TD ... **10/22 vs. IND:** Completed eight of 12 passes for 72 yards in ESPN Monday Night Football Game, but left game in the second quarter with an injured left ankle ... Was inactive for next three games on **10/28 at TB, 11/4 at NO and 11/11 at TEN** (3rd QB) ... **11/18 vs. SD:** Returned to starting lineup and finished 15 of 24 passing (62.5 pct.) for 189 yards and two TDs for 114.8 passer rating ... **11/25 vs. BUF:** Established then career-high with 296 passing yards, completing 23 of 37 passes with a career-long 59-yard TD pass to Reggie Williams. Extended team record with his eighth consecutive game without an INT, and surpassed his own team record of 209 consecutive pass attempts without an INT ... **12/2 at IND:** Snapped team record streak of eight consecutive games without an INT, and ended his own team record with 230 consecutive pass attempts without an INT by Antoinne Bethea on 22nd pass attempt of the game. Posted career-high 82.8 completion percentage which ranked fourth in team history ... **12/16 at PIT:** Tied career-high with three TD passes, completing 17 of 33 for 197 yards and was named NFL FedEx Express Player of the Week ... **12/23 vs. OAK:** Notched fifth consecutive game with at least two TD passes ... **12/30 at HOU:** Dressed but did not play in regular season finale ... **1/5 at PIT:** Made first career postseason start in AFC Wild Card game and directed club to first postseason win since 1999 and first road playoff win since Jan. 4, 1997. Completed nine of 21 passes for 140 yards with one TD and two INTs. Rushed five times for 58 yards including a 32-yard run in the fourth quarter on fourth-and-two to set up the game-winning field goal. Connected with Maurice Jones-Drew on a 43-yard TD pass, a career-long postseason

JAGUARS SINGLE-GAME POSTSEASON PASSING

David Garrard set a single-game postseason record at New England in the 2007 AFC Divisional Playoff game with 278 passing yards on 22 of 33 passing. Here's a look at the top five single-game passing leaders in Jaguars postseason history:

RRK	PLAYER, GAME	YARDS
1.	David Garrard, 1/12/08 at New England	278
2.	Mark Brunell, 1/4/97 at Denver	245
3.	Mark Brunell, 12/28/96 at Buffalo	239
4.	Mark Brunell, 1/23/00 vs. Tennessee	226
5.	Mark Brunell, 12/27/97 at Denver	203



completion ... **1/12 at NE:** Set postseason career-highs in AFC Divisional Playoff game, with 22 of 33 passes (66.7 pct.) for 278 yards with two TDs and one INT for 100.3 passer rating. Set franchise single-game postseason records for completions and passing yards and set team postseason mark with eight consecutive completions in the first half ...

2006: Played in 11 games while starting 10, compiling a 5-5 mark as a starter ... Completed 145 of 241 passes for 1,735 yards and 10 TDs and 9 INTs for a passer rating of 80.5 ... Had 24 completions of 20-plus yards and posted 100-plus rating in four games ... **11/5 vs. TEN:** Had a career-high three TD passes and 120.6 passer rating, his highest career rating as a starter ... **11/20 vs. NYG:** Led Jaguars to a victory on Monday Night Football as he completed 19 of 32 passes for 249 yards ... **12/3 at MIA:** Earned AFC Offensive Player of the Week honors with 16 of 22 passing (72.7 pct.) for 229 yards and two TDs for a career-best rating of 136.4 ...

2005: Played in seven games while starting five ... Completed 98 of 168 passes for 1,117 yards and four TDs with only one INT for a passer rating of 83.9 ... Started final five regular season games for injured starter Byron Leftwich ... **11/27 at ARZ:** Played all but four offensive plays when Leftwich was injured. Threw for 115 yards and rushed for 61 yards and a TD ... **12/4 at CLE:** Tossed two TD passes in first start of the season and led team to third consecutive road win ... **1/7 at NE:** Saw action as a reserve in AFC Wild Card game and completed three of eight passes for 68 yards ...

2004: Appeared in four games, making two starts ... Finished 38 of 72 for 374 yards and two TDs for a passer rating of 71.2 ... Added 12 rushes for 76 yards and one score ... **11/14 vs. DET:** Started for an injured Byron Leftwich (knee) and completed 19 of 36 passes for 198 yards and two TDs. Directed the game-winning drive in overtime, adding seven rushes for 42 yards ...

2003: Appeared in two games, completing nine of 12 passes for 86 yards and one TD for a passer rating of 122.2 ... Was backup to Byron Leftwich for final 12 weeks of the season after starter Mark Brunell injured his elbow Sept. 21 ... **10/26 vs. TEN:** Made first appearance of the season on final drive of game. Completed nine of 12 passes for 86 yards, including five-yard TD pass ...

2002: Appeared in four games in rookie season as team's backup QB, starting the season-finale ... Finished 23 of 46 passing for 231 yards with one TD and two INTs for a 53.8 passer rating ... Dressed as No. 2 QB but did not play in five games and was inactive as third QB in seven games ... **9/29 vs. NYJ:** Saw first NFL action on team's final two drives, taking five snaps ... **10/13 at TEN:** Played final three quarters after Mark Brunell was injured. Ran seven times for team-high 71 yards and two TDs, becoming team's first QB to score two TDs in a game. His 41-yard TD run is the longest ever by a Jaguars QB, and his 71 yards rushing is the most ever by a Jaguars QB. Threw an INT on his first NFL pass attempt and was sacked three times ... **12/22 vs. TEN:** Hooked up with Jimmy Smith for his first career TD pass ... **12/29 at IND:** Made first NFL start in regular season finale and completed 13 of 26 passes for 135 yards for 65.4 passer rating. Became only eighth player to start a game at QB for Jaguars.

COLLEGE: Rewrote school's record books in four seasons with 60 TD passes and 21 rushing TDs ... Started beginning middle of redshirt freshman year ... Holds school's career records with 10,238 yards in total offense (second in Conference USA history behind Chris Redman), 666 completions (fourth) and 60 TD passes (third) ... Attempted 1,169 passes and rushed 516 times for 1,209 yards and 21 TDs ... Started 38 of 44 games, throwing for at least 2,000 yards in four straight seasons ... Second-team All-Conference USA in final three seasons ... Played in three bowl games: 2001 GMAC, 2000 Galleryfurniture.com Bowl and 1999 Mobile Alabama Bowl ...

DAVID GARRARD'S TOUCHDOWN TARGETS

PLAYER	TDS	PLAYER	TDS
WR Reggie Williams	10	TE Zach Miller	2
WR Matt Jones	8	WR John Broussard	1
WR Mike Sims-Walker	7	WR Nate Hughes	1
TE Mercedes Lewis	7	RB Alvin Pearson	1
WR Dennis Northcutt	5	WR Jerry Porter	1
TE/WR Ernest Wilford	5	RB Fred Taylor	1
TE George Wrightster	5	WR Mike Thomas	1
WR Jimmy Smith	4	RB LaBrandon Toefield	1
RB Maurice Jones-Drew	3	WR Troy Williamson	1
RB/FB Greg Jones	2	TOTAL	66



Redshirted as a true freshman in 1997 ... Majored in construction management.

PERSONAL: Married (Mary) with son, Justin Thomas ... Lives in Jacksonville ... Attended Southern Durham (N.C.) High, where he was a Prep Stars All-America choice and rated best QB in the state ... Started 40 games, gaining 9,023 yards in total offense with 113TDs ... Responsible for 31 TDs as a senior ... As a junior, threw for 1,800 yards with 32TDs and rushed for 1,400 yards with 24 scores ... Founded the David Garrard Foundation in 2009, a non-profit organization encourages local youth to live an active and healthy lifestyle in addition to supporting research and awareness of Crohn's disease and colitis ... Actively involved on a national and local level to raise awareness for Crohn's disease and breast cancer ... Partnered with the Crohn's and Colitis Foundation of America in 2005 to help raise awareness for the disease and he started the In the Zone for Crohn's program in 2008 in conjunction with Centocor. Centocor donated \$10,000 to CCFa on his behalf for every touchdown he accounted for the last two seasons and he has helped raise more than \$350,000 to CCFa ... Was a guest on The Rachel Ray Show in 2009 to raise awareness for Crohn's disease and won the Super Bowl Recipe Playoff ... Served as Honorary Chair of the Take Steps for Crohn's and Colitis Walk held in Jacksonville in May of 2009 ... Spent part of 2006 offseason visiting youth camps across the country for kids suffering with Crohn's ... Served as co-chair of the Race for the Cure to help raise funds and awareness for breast cancer research. He lost his mother to breast cancer when he was 14 years old ... Involved with Baptist Cancer Institute in

Jacksonville and filmed a PSA to promote breast cancer education and to encourage women to get checked frequently ... Established the Hope for Holidays program along with his wife, Mary ... Serves as co-chair of the Christmas event for Bright Holidays ... Supports programs of the Jaguars Foundation including the Playbooks reading initiative ... Participates in charity golf tournaments ... Served as the Jaguars' 2002 spokesman for American Lung Association of Florida's Unpuffables anti-tobacco program geared toward fifth-graders ... Served as a judge for the inaugural Jacksonville Backyard BBO Championships in 2009 ... Hosted the "Air it Out" Football and Cheer Summer Camps the last two years at Southern High School in Durham, N.C. The camps provide youth from 6 to 17 years old with the fundamentals of football and cheerleading ... Honored in 2009 with a key to the city of Durham from Mayor Bill Bell for his work in the community ... Played in 2010 Murray Brothers Caddyshack Charity Golf Tournament ... In 2009, he launched "Make a Handoff" program which encouraged residents and fans of Garrard to perform random acts of kindness. Each week before a home game, distributed nine pairs of tickets via Twitter (@davidgarrard9) and each pair of tickets came with a note encouraging the winners to perform an act of kindness for someone they don't know ... Hosted Fishing for the Cure - Garrard's Gamefish & Gridiron event in May of 2010 at the Conch House Marina in St. Augustine to raise money for his foundation ... Served as celebrity waiter in 2009 at Morton's Steakhouse for annual charity event that raises money for Wolfson and Shands Hospitals ... Last name pronounced: guh-RARD ... Full name: David Douglas Garrard.

DAVID GARRARD'S REGULAR SEASON STATISTICS

PASSING									
	GP/GS	ATT	CMP	PCT	YDS	TD	INT	LG	RTG
2002 Jacksonville	4/1	46	23	50.0	231	1	2	22	53.8
2003 Jacksonville	2/0	12	9	75.0	86	1	0	28	122.2
2004 Jacksonville	4/2	72	38	52.8	374	2	1	36t	71.2
2005 Jacksonville	7/5	168	98	58.3	1,117	4	1	37	83.9
2006 Jacksonville	11/10	241	145	60.2	1,735	10	9	49	80.5
2007 Jacksonville	12/12	325	208	64.0	2,509	18	3	59t	102.2
2008 Jacksonville	16/16	535	335	62.6	3,620	15	13	41	81.7
2009 Jacksonville	16/16	516	314	60.9	3,597	15	10	63	83.5
NFL totals: 8 years	72/62	1,915	1,170	61.1	13,269	66	39	63	84.9

RUSHING									
	GP/GS	NO	YDS	AVG	LG	TD	RECORD AS STARTER		
2002 Jacksonville	4/1	25	139	5.6	41t	2			0-1
2003 Jacksonville	2/0	0	0	0.0	0	0			--
2004 Jacksonville	4/2	12	76	6.3	12	1			1-1
2005 Jacksonville	7/5	31	172	5.5	28	3			4-1
2006 Jacksonville	11/10	47	250	5.3	20	0			5-5
2007 Jacksonville	12/12	49	185	3.8	19	1			9-3
2008 Jacksonville	16/16	73	322	4.4	24	2			5-11
2009 Jacksonville	16/16	77	323	4.2	30	3			7-9
NFL totals: 8 years	72/62	314	1,467	4.7	41t	12			31-31

SACKED-YARDS: 2002: 7-40; 2003: 0-0; 2004: 6-35; 2005: 8-45; 2006: 20-119; 2007: 21-99; 2008: 42-288; 2009: 42-236 (Totals 146-862)



DAVID GARRARD'S POSTSEASON STATISTICS

PASSING	GP/GS	ATT	CMP	PCT	YDS	TD	INT	LG	RTG
2005 Jacksonville	1/0	8	3	37.5	68	0	0	41	68.8
2007 Jacksonville	2/2	54	31	57.4	418	3	3	43t	77.5
NFL totals: 8 years	3/2	62	34	54.8	486	3	3	43t	76.4

RUSHING	GP/GS	NO	YDS	AVG	LG	TD	RECORD AS STARTER
2005 Jacksonville	1/0	2	14	7.0	9	0	---
2007 Jacksonville	2/2	8	72	9.0	32	0	1-1
NFL totals: 8 years	3/2	10	86	8.6	32	0	1-1

SACKED-YARDS: 2005: 2-12; 2007: 5-44 (Totals 7-56)

DAVID GARRARD'S REGULAR SEASON GAME HIGHS

PASS ATTEMPTS: 45 (11/23/08 vs. Minnesota)

PASS COMPLETIONS: 30 (10/18/09 vs. St. Louis)

YARDS PASSING: 335 (10/18/09 vs. St. Louis)

TOUCHDOWNS PASSING: 3 (11/5/06 vs. Tennessee; 12/16/07 at Pittsburgh; 10/4/09 vs. Tennessee; 12/17/09 vs. Indianapolis)

LONGEST PASS COMPLETION: 63 (12/13/09 to Torrey Holt vs. Miami)

PASSER RATING: 136.4 (12/3/06 at Miami)

YARDS RUSHING: 71 (10/13/02 at Tennessee)

LONGEST RUSH: 41t (10/13/02 at Tennessee)

DAVID GARRARD'S CAREER GAME-BY-GAME STATISTICS

2002 PASSING		ATT	CMP	YDS	PCT	TD	INT	LG	SACKS	RTG
9/8	vs. INDIANAPOLIS			Did not play						
9/15	at Kansas City			Did not play						
9/29	vs. NEW YORK JETS	0	0	0	0.0	0	0	--	0-0	0.0
10/6	vs. PHILADELPHIA			Did not play						
10/13	at Tennessee	7	4	53	57.1	0	2	22	3-16	41.7
10/20	at Baltimore			Inactive (3rd QB)						
10/27	vs. HOUSTON			Inactive (3rd QB)						
11/3	at New York Giants			Inactive (3rd QB)						
11/10	vs. WASHINGTON			Inactive (3rd QB)						
11/17	at Houston			Inactive (3rd QB)						
11/24	at Dallas			Inactive (3rd QB)						
12/1	vs. PITTSBURGH			Inactive (3rd QB)						
12/8	vs. CLEVELAND			Did not play						
12/15	at Cincinnati			Did not play						
12/22	vs. TENNESSEE	13	6	43	46.2	1	0	11	1-1	80.0
12/29	at Indianapolis *	26	13	135	50.0	0	0	21	3-23	65.4
Totals		46	23	231	50.0	1	2	22	7-40	37.5

2003 PASSING		ATT	CMP	YDS	PCT	TD	INT	LG	SACKS	RTG
9/7	at Carolina			Inactive (3rd QB)						
9/14	vs. BUFFALO			Inactive (3rd QB)						
9/21	at Indianapolis			Inactive (3rd QB)						
9/28	at Houston			Did not play						
10/5	vs. SAN DIEGO			Did not play						
10/12	vs. MIAMI			Did not play						
10/26	vs. Tennessee	12	9	86	75.0	1	0	28	0-0	122.2
11/2	at Baltimore			Did not play						
11/9	vs. INDIANAPOLIS			Did not play						
11/16	at Tennessee			Did not play						
11/23	at New York Jets			Did not play						
11/30	vs. TAMPA BAY	0	0	0	0.0	0	0	--	0-0	0.0
12/7	vs. HOUSTON			Did not play						
12/14	at New England			Did not play						
12/21	vs. NEW ORLEANS			Did not play						
12/28	at Atlanta			Did not play						
Totals		12	9	86	75.0	1	0	28	0-0	122.2



2004 PASSING

		ATT	CMP	YDS	PCT	TD	INT	LG	SACKS	RTG
9/12	at Buffalo			Did not play						
9/19	vs. DENVER			Did not play						
9/26	at Tennessee			Did not play						
10/3	vs. INDIANAPOLIS			Did not play						
10/10	at San Diego			Did not play						
10/17	vs. KANSAS CITY			Did not play						
10/24	at Indianapolis			Did not play						
10/31	at Houston		2	28	100.0	0	0	20	0-0	118.8
11/14	vs. DETROIT *	36	19	198	52.8	2	0	36t	3-22	87.5
11/21	vs. TENNESSEE *	27	13	129	48.1	0	1	18	2-6	46.1
11/28	at Minnesota			Did not play						
12/ 5	vs. PITTSBURGH			Did not play						
12/12	vs. CHICAGO			Did not play						
12/19	at Green Bay			Did not play						
12/26	vs. HOUSTON	7	4	19	57.1	0	0	12	1-7	62.2
1/2	at Oakland			Did not play						
Totals		72	38	374	52.8	2	1	36t	6-35	71.2

2005 PASSING

		ATT	CMP	YDS	PCT	TD	INT	LG	SACKS	RTG
9/11	vs. SEATTLE			Did not play						
9/18	at Indianapolis			Did not play						
9/25	at New York Jets			Did not play						
10/2	vs. DENVER			Did not play						
10/9	vs. CINCINNATI			Did not play						
10/16	at Pittsburgh			Did not play						
10/30	at St. Louis			Did not play						
11/6	vs. HOUSTON			Did not play						
11/13	vs. BALTIMORE			Did not play						
11/20	at Tennessee	0	0	0	0.0	0	0	--	0-0	0.0
11/27	at Arizona *	26	12	115	46.2	0	0	17	0-0	59.0
12/4	at Cleveland *	20	11	116	55.0	2	1	22	3-14	84.6
12/11	vs. INDIANAPOLIS *	35	26	250	74.2	1	0	31	0-0	103.3
12/18	vs. SAN FRANCISCO *	40	21	216	52.5	0	0	30	2-14	68.3
12/24	at Houston *	31	18	292	58.1	1	0	37	3-16	100.5
1/1	vs. TENNESSEE *	16	10	128	62.5	0	0	32	2-14	87.5
Totals		168	98	1,117	58.3	4	1	37	8-45	83.9
1/7	at New England	8	3	68		0	0	41	2-12	68.8

2006 PASSING

		ATT	CMP	YDS	PCT	TD	INT	LG	SACKS	RTG
9/10	vs. DALLAS			Did not play						
9/18	vs. PITTSBURGH			Did not play						
9/24	at Indianapolis			Did not play						
10/1	at Washington			Did not play						
10/8	vs. NEW YORK JETS	0	0	0	0.0	0	0	--	0-0	0.0
10/22	at Houston			Did not play						
10/29	at Philadelphia *	17	10	87	58.8	0	0	24	1-11	72.4
11/5	vs. TENNESSEE *	22	12	177	54.5	3	0	26	2-8	120.6
11/12	vs. HOUSTON *	34	15	214	44.1	0	4	36	2-10	25.0
11/20	vs. NEW YORK GIANTS *	32	19	249	59.4	0	0	49	0-0	84.0
11/26	at Buffalo *	22	16	132	72.7	2	0	28	3-16	118.0
12/3	at Miami *	22	16	229	72.7	2	0	33	4-26	136.4
12/10	vs. INDIANAPOLIS *	14	8	79	57.1	0	1	19	1-7	43.5
12/17	at Tennessee *	37	22	233	59.5	1	3	37	4-30	53.1
12/24	vs. NEW ENGLAND *	23	17	195	73.9	1	0	41	1-0	113.5
12/31	at Kansas City *	18	10	140	55.6	1	1	39	2-11	76.2
Totals		241	145	1,735	60.2	10	9	49	20-119	80.5

2007 PASSING

		ATT	CMP	YDS	PCT	TD	INT	LG	SACKS	RTG
9/9	vs. TENNESSEE *	30	17	204	56.7	1	0	47t	3-7	88.8
9/16	vs. ATLANTA *	25	17	272	68.0	1	0	33	4-21	117.4
9/23	at Denver *	20	14	154	70.0	1	0	23	3-14	109.2
10/7	at Kansas City *	27	20	218	74.1	1	0	40	4-17	109.8
10/14	vs. HOUSTON *	34	22	221	64.7	2	0	27	1-8	102.7
10/22	vs. INDIANAPOLIS *	12	8	72	66.7	0	0	22	1-6	82.6
10/28	at Tampa Bay			Inactive (ankle)						
11/4	at New Orleans			Inactive (ankle)						
11/11	at Tennessee			Inactive (3rd QB)						
11/18	vs. SAN DIEGO *	24	15	189	62.5	2	0	36t	0-0	114.8
11/25	vs. BUFFALO *	37	23	296	62.2	1	0	59t	1-4	96.2
12/2	at Indianapolis *	29	24	257	82.8	2	1	35	3-14	112.2
12/9	vs. CAROLINA *	36	20	230	55.6	2	0	27	0-0	93.5
12/16	at Pittsburgh *	33	17	197	51.5	3	1	55t	0-0	87.6
12/23	vs. OAKLAND *	18	11	199	61.1	2	1	43	1-8	113.0
12/30	at Houston *			Did not play						
Totals		325	208	2,509	64.0	18	3	59t	21-99	102.2
1/5	at Pittsburgh *	21	9	140	42.9	1	2	43t	4-46	41.9
1/12	at New England *	33	22	278	66.7	2	1	34	1-8	100.3



2008 PASSING		ATT	CMP	YDS	PCT	TD	INT	LG	SACKS	RTG
9/7	at Tennessee *	35	23	215	65.7	1	2	33	7-59	68.2
9/14	vs. BUFFALO*	28	17	165	60.7	0	1	15	2-20	62.4
9/21	at Indianapolis*	22	16	167	72.7	0	1	26	0-0	75.4
9/28	vs. HOUSTON*	32	23	236	71.9	1	0	24	1-0	103.1
10/5	vs. PITTSBURGH*	32	18	200	56.2	1	0	32	3-25	85.4
10/12	at Denver*	34	25	276	73.5	1	0	30t	2-15	107.0
10/26	vs. CLEVELAND*	42	25	283	59.5	2	0	35	3-16	95.6
11/2	at Cincinnati*	38	23	229	60.5	0	1	31	3-15	66.7
11/9	at Detroit*	25	18	238	72.0	2	0	29	1-11	128.4
11/16	vs. TENNESSEE*	30	13	135	43.3	0	1	19	4-18	43.1
11/23	vs. MINNESOTA*	45	27	317	60.0	1	2	30	4-31	70.3
12/1	at Houston*	35	25	287	71.4	1	1	33	3-25	93.4
12/7	at Chicago*	38	19	178	50.0	1	1	27	3-19	61.1
12/14	vs. GREEN BAY*	33	21	238	63.6	2	0	41	2-9	105.4
12/18	vs. INDIANAPOLIS*	41	28	329	68.3	1	1	28t	3-25	90.4
12/28	at Baltimore*	25	14	127	56.0	1	2	23t	1-0	49.9
Totals		535	335	3,620	62.6	15	13	41	42-288	81.7

2009 PASSING		ATT	CMP	YDS	PCT	TD	INT	LG	SACKS	RTG
9/13	at Indianapolis*	28	14	122	50.0	0	0	26	1-8	61.9
9/20	vs. ARIZONA*	43	23	282	53.5	2	1	34	4-7	79.8
9/27	at Houston*	30	18	214	60.0	0	0	28	0-0	81.8
10/4	vs. TENNESSEE*	37	27	323	73.0	3	0	33t	2-18	126.3
10/11	at Seattle*	31	18	188	58.1	0	0	28	4-26	75.7
10/18	vs. ST. LOUIS*	43	30	335	69.8	0	2	41	3-9	73.3
11/1	at Tennessee*	27	14	139	51.9	0	2	25	3-22	35.9
11/8	vs. KANSAS CITY*	27	18	264	66.7	1	0	61t	1-11	110.7
11/15	at New York Jets*	26	16	221	61.5	1	0	33	2-13	101.6
11/22	vs. BUFFALO*	30	21	215	70.0	1	1	35	2-7	87.5
11/29	at San Francisco*	36	25	307	69.4	0	0	30	6-46	95.5
12/6	vs. HOUSTON*	28	15	238	53.6	2	0	62	4-22	106.0
12/13	vs. MIAMI*	26	11	139	42.3	0	0	63	3-17	59.6
12/17	vs. INDIANAPOLIS*	40	23	223	57.5	3	1	25	2-17	87.8
12/27	at New England*	25	19	185	76.0	0	2	20	2-8	62.9
1/3	at Cleveland*	39	22	202	56.4	2	1	22	3-5	77.1
Totals		516	314	3,597	60.9	15	10	63	42-236	83.5

*Started

DAVID GARRARD VS THE NFL

OPPONENT	GAMES	ATT	COMP	YDS	PCT.	TD	INT	RATING	RECORD
									AS STARTER
Arizona	2	69	35	397	50.7	2	1	72.0	0-1
Atlanta	1	25	17	272	68.0	1	0	117.4	1-0
Baltimore	1	25	14	127	56.0	1	2	49.9	0-1
Buffalo	4	117	77	808	65.8	4	2	90.0	2-2
Carolina	1	36	20	230	55.6	2	0	93.5	1-0
Chicago	1	38	19	178	50.0	1	1	61.1	0-1
Cincinnati	1	38	23	229	60.5	0	1	66.7	0-1
Cleveland	3	101	58	601	57.4	6	2	86.3	1-2
Denver	2	54	39	430	72.2	2	0	107.8	2-0
Detroit	2	61	37	436	60.7	4	0	104.3	2-0
Green Bay	1	33	21	238	63.6	2	0	105.4	1-0
Houston	9	233	142	1,749	61.0	7	5	85.2	5-2
Indianapolis	9	247	160	1,634	64.8	7	5	84.6	2-7
Kansas City	3	72	48	622	66.7	3	1	101.7	2-1
Miami	2	48	27	368	56.3	2	0	94.8	1-1
Minnesota	1	45	27	317	58.7	1	2	70.3	0-1
New England	2	48	36	380	75.0	1	2	87.2	0-2
New York Giants	1	32	19	249	59.4	0	0	84.0	1-0
New York Jets	3	26	16	221	61.5	1	0	101.6	1-0
Oakland	1	18	11	199	61.1	2	1	113.0	1-0
Philadelphia	1	17	10	87	58.8	0	0	72.4	1-0
Pittsburgh	2	65	35	397	53.8	4	1	86.5	1-1
San Diego	1	24	15	189	62.5	2	0	114.8	1-0
San Francisco	2	76	46	523	60.5	0	0	81.2	1-1
Seattle	1	31	18	188	58.1	0	0	75.7	0-1
St. Louis	1	43	30	335	69.8	0	2	73.3	1-0
Tampa Bay	1	0	0	0	0.0	0	0	0.0	---
Tennessee	13	293	170	1,865	58.0	11	11	73.8	3-6
TOTALS	72	1,915	1,170	13,269	61.1	66	39	84.9	31-31

COACHES
SCOUTS
STAFF
PLAYERS
HISTORY
RECORDS
MISC.



COURTNEY GREENE

SAFETY

6-0 • 212 LBS. • RUTGERS
 BORN NOVEMBER 23, 1986 • NEW ROCHELLE, NEW YORK
 ACQ. FREE AGENT 2009 • EXP.: 2ND YEAR

GAMES PLAYED/STARTED: 2009 (9/0)

NFL TOTALS: 9 games, 0 starts

POSTSEASON TOTALS: 0 games, 0 starts

TRANSACTIONS: Originally selected by Seattle in the seventh round of the 2009 draft, the 247th pick overall ... Waived on 9/5/09 ... Signed by Jacksonville as a free agent on 9/22/09.

PRO: Second-year safety played vital role on club's special teams as a rookie ... Finished with 10 tackles in nine games ... Was a seventh-round pick of Seattle and was waived on final cuts ... Joined Jaguars on Sept. 22 ... Has ability to play both free and strong safety spots ... Four-year letterman at Rutgers and teammate of Jaguars WR Tiquan Underwood ... Was first-team All-Big East selection as a senior ...

2009: Played in nine games on special teams and finished with 10 tackles ... Joined Jaguars prior to week three after spending the preseason with Seattle ... Made NFL debut on **10/4 vs. TEN** and made one tackle ... Faced off against team he was drafted by on **10/11 at SEA** and tallied three tackles ... Finished with two tackles on **11/1 at TEN** ... Was inactive on **11/15 at NYJ, 12/13 vs. MIA, 12/17 vs. IND and 12/27 at NE** ... Totaled two tackles in season-finale on **1/3 at CLE**.

COLLEGE: Four-year letterman at Rutgers, starting 51 straight games ... Played both free and strong safety spots ... First-team

All-Big East selection as a senior after recording 87 tackles, one for a loss and two INTs ... Posted over 100 tackles as a junior for the second straight season and earned second-team All-Big East honors ... Led team with four INTs as a sophomore along with 92 tackles ... Earned second-team All-Big East honors ... Started all 12 games as a freshman and totaled 116 tackles ... Named to Freshman All-America team.

PERSONAL: Single ... Resides in New Rochelle, New York ... Spent the 2004 season at Bridgton Academy in Maine and led the team in tackles ... Attended New Rochelle High School ... Rushed for 1,114 yards and 19TDs as a senior in 2003 ... Led team to Class AA state championship and earned MVP honors in the title game ... Represented New York in the 2004 NY/NJ Governor's Bowl ... Earned first-team All-America honors in track and field (long jump) in the spring of 2004 ... Was high school teammate of Baltimore Ravens running back Ray Rice ... Full name: Courtney Greene.

COURTNEY GREENE'S REGULAR SEASON STATISTICS

TACKLES	GP/GS	TKL	SOLO	ASST	ST	SACKS	FF	FR	PD	TFL
2009 Jacksonville	9/0	0	0	0	10	0	0	0	0	0

JAGUARS SPECIAL TEAMS LEADERS

Here's how the Jaguars' special teams stars rank in career tackles dating back to 1995:

1. Brant Boyer (1996-2000)	94	5. Nick Sorensen (2003-06)	53
2. Montell Owens (2006-09)	75	6. Kiwaukee Thomas (2000-04)	50
3. Brian Iwuh (2006-09)	61	7. Scott Starks (2005-09)	46
4. Danny Clark (2000-03)	55	8. Joe Tuipala (2001-02)	42



DERRICK HARVEY

DEFENSIVE END

91

6-5 • 268 LBS. • FLORIDA
 BORN NOVEMBER 9, 1986 • GREENBELT, MARYLAND
 ACQ. 1ST ROUND OF 2008 DRAFT • EXP.: 3RD YEAR

GAMES PLAYED/STARTED: 2008 (16/9), 2009 (16/16)

NFL TOTALS: 32 games, 25 starts

POSTSEASON TOTALS: 0 games, 0 starts

TRANSACTIONS: Originally drafted in the first round (8th overall) of the 2008 draft.

PRO: Physical, fast defensive end who enters his third season ... Has played in all 32 games since he was selected with the eighth overall pick in 2008, the fourth-highest draft pick in franchise history ... Led team in QB pressures his first two seasons with 29 in 2008 and 20 in 2009 ... Career totals include 104 tackles (60 solo), 5.5 sacks, six tackles for loss, one FR and one INT ... Started all 16 games in 2009 ... Missed all of training camp as a rookie and first three preseason games before signing on Aug. 27 ... Only defensive end chosen by the Jaguars in the first round in franchise history ... The eighth pick was part of first-round trade with Baltimore ... Was one of three defensive ends chosen in the first round of 2008 draft and second overall (Chris Long, St. Louis) ... Highest drafted underclassman for the Jaguars in franchise history ...

2009: Started all 16 games ... Led all DL with 69 tackles (37 solo), two sacks, three tackles for loss and one FR ... Led team in QB pressures for second consecutive season with 20 ... Opened season as starting DE and had two tackles on **9/13 at IND** and **9/20 vs. ARI** ... Totaled four tackles and team-high four QB pressures on **10/4 vs. TEN** on season-high 68 snaps ... Made five tackles and team-high three QB pressures on **10/11 at SEA** ... Started at LB in 3-4 defense on **10/18 vs. STL** and did not miss a snap, finishing with five solo tackles ... Started at LB on **11/1 at TEN** and tied his career-high with nine tackles including two for loss ... Started at DE and matched career-high with nine tackles on **11/22 vs. BUF** and recovered a Marshawn Lynch fumble in the second quarter ... Had six tackles and two QB pressures on **11/29 at SF** ... Sacked Matt Schaub on the Texans opening possession on **12/6 vs.**

HOU and added four tackles on 52 snaps ... Recorded a sack in second consecutive game, taking down Chad Henne on **12/13 vs. MIA** for a seven-yard loss in the third quarter ... Ended season on **1/3 vs. CLE** with seven tackles on 55 snaps ...

2008: Appeared in all 16 games with nine starts, the most starts by a rookie defensive end in franchise history ... Led the team with 29 QB pressures and tied for second with 3.5 sacks ... Added 35 tackles, one INT and three tackles for loss ... **9/7 at TEN:** Played in first NFL game and recorded an INT off Vince Young in the fourth quarter ... Made first career start on **9/28 vs. HOU** and made two tackles ... **10/5 vs. PIT:** Started and had three QB pressures ... **10/12 at DEN:** Started at DE and registered team-high six QB pressures along with one tackle and one pass defended ... **11/19 at DET:** Recorded first career sacks as he finished with 1.5 sacks along with three solo tackles. Split a sack of Daunte Culpepper with Daryl Smith in the third quarter and dropped Drew Stanton in the fourth quarter ... Started at DE on **11/16 vs. TEN** and made three tackles and had four tackles in start on **11/23 vs. MIN** ... **12/14 vs. GB:** Started and totaled five QB pressures along with three solo tackles ... **12/28 at BAL:** Started and collected a career-high two sacks and nine tackles.

COLLEGE: Started 18 of 36 games in three seasons and finished career ranked ninth in school history with 20.5 sacks ... Declared for draft following junior season ... Career totals included 90 tackles, three fumble recoveries, two forced fumbles, 31 tackles for loss, six passes defended and 11 QB pressures ... Posted 19.5 sacks in final two seasons ... Started all 13 games as a

COACHES

SCOUTS

STAFF

PLAYERS

HISTORY

RECORDS

MISC.



junior at LDE and recorded 49 tackles (31 solo) ... Led team and tied for fifth in the SEC with 8.5 sacks ... Named team captain and served as member of the Leadership Committee ... Named second-team All-SEC by the league's coaches ... Led team and ranked fifth in the conference with 17 tackles for loss and added three QB pressures and one forced fumble ... Saw action in 14 games as a sophomore at LDE with five starts ... Finished with 35 tackles and led team with 11 sacks and 13 tackles for loss ... Added three fumble recoveries and one forced fumble ... Eleven sacks ranked as fifth-best single season total in school history ... Named second-team All-SEC ... Named Defensive Most Valuable Player of the 2007 BCS National Championship Game against Ohio State ... Appeared in nine games as a freshman DE ... Recorded six tackles, one sack and one pass defended ... Redshirted as freshman ... Majored in anthropology.

PERSONAL: Single with sons Santana and Deandre ... Resides in Greenbelt, Md. ... Attended Eleanor Roosevelt (Greenbelt, Mary.) High ... Never played organized football until his junior season ... As a senior, led team to 12-1 record as he played DE and TE ... Recorded 150 tackles and a state-record 31 sacks ... All-America selection by Tom Lemming, EA Sports, Riddell and Super Prep, adding second-team All-USA honors from USA Today ... Named Maryland Gatorade Player of the Year ... Was two-year letterman on basketball team ... Active participant of 2008 Jaguars Rookie Club ... Participated both financially and in person at the 2009 Shop with a Jock event at Wal-Mart where more than 50 children from the Bridge of Northeast Florida and the Mali Vai Washington Kids Foundation were treated to a shopping spree ... Participated in 2009 Hometown Huddle by visiting MaliVai Washington Community Center... Full name: Derrick Harvey.

DERRICK HARVEY'S REGULAR SEASON STATISTICS

TACKLES	GP/GS	TKL	SOLO	ASST	ST	SACKS	FF	FR	PD	TFL
2008 Jacksonville	16/9	35	23	12	0	3.5	0	0	1	3
2009 Jacksonville	16/16	69	37	32	0	2.0	0	1	1	3
NFL totals: 2 years	32/25	104	60	44	0	5.5	0	1	2	6

INTERCEPTIONS	GP/GS	NO	YDS	AVG	LG	TD
2008 Jacksonville	16/9	1	0	0.0	0	0

REGULAR SEASON ATTENDANCE HISTORY

	HOME TOTAL	HOME AVG.	ROAD TOTAL	ROAD AVG.	TOTAL	AVG.
1995	554,814	69,352	467,619	58,452	1,022,433	63,902
1996	533,533	66,692	382,383	47,798	915,916	57,245
1997	557,547	69,693	420,543	52,568	978,090	61,130
1998	561,472	70,184	490,956	61,370	1,052,428	65,777
1999	540,805	67,601	524,545	65,568	1,065,350	66,584
2000	482,510	60,314	509,447	53,681	991,957	61,997
2001	483,542	60,443	504,237	63,030	987,779	61,736
2002	450,216	56,277	525,010	65,626	975,226	60,952
2003	449,700	56,213	552,556	69,070	1,002,256	62,641
2004*	555,464	69,433	496,092	62,012	1,051,556	65,722
2005*	525,519	65,690	512,337	64,042	1,037,856	64,866
2006"	534,866	66,858	569,186	71,148	1,104,052	69,003
2007*	522,261	65,283	544,420	68,053	1,066,681	66,668
2008*	522,778	65,347	531,535	66,442	1,054,313	65,895
2009*	397,214	49,652	553,947	69,243	951,161	59,448

* Tickets Distributed



NATE HUGHES

WIDE RECEIVER

6-2 • 195 LBS. • ALCORN STATE
 BORN JANUARY 18, 1985 • STARKVILLE, MISSISSIPPI
 ACQ. ROOKIE FREE AGENT 2008 • EXP.: 2ND YEAR

GAMES PLAYED/STARTED: 2008 (0/0), 2009 (8/0)

NFL TOTALS: 8 games, 0 starts

POSTSEASON TOTALS: 0 games, 0 starts

TRANSACTIONS: Signed by Cleveland as an undrafted rookie on 5/5/08 ... Waived by Cleveland on 6/17/08 ... Signed to Kansas City practice squad on 10/22/08 ... Waived by Kansas City on 11/5/08 ... Signed to Jaguars practice squad on 11/19/08 ... Signed to active roster on 12/22/08 ... Waived 9/21/09 ... Signed to Jaguars practice squad 9/23/09 ... Signed to active roster 11/17/09.

PRO: Speedy receiver will compete for a roster spot ... Played in eight games in 2009 after making the opening day roster and totaled five receptions for 70 yards and one touchdown ... Spent time with Cleveland, Kansas City and Jacksonville as a rookie in 2008 ... Spent five weeks on the Jaguars practice squad in 2008 and was signed to active roster for season-finale ... Was originally signed by Cleveland as a rookie free agent ... Spent two weeks on the Kansas City Chiefs' practice squad.

2009: Saw his first NFL action, appearing in eight games ... Earned roster spot after strong preseason ... Finished with five receptions for 70 yards and one touchdown ... Totaled one reception for seven yards in the season-opener on **9/13 at IND** ... Made two receptions for eight yards on **9/20 vs. ARI** ... Waived on Sept. 21 and re-signed to practice squad on Sept. 23 ... Activated to 53-man roster on Nov. 17 ... Returned to the lineup on **11/22 vs. BUF** and saw action on special teams ... Was inactive on **11/29 at SF** ... Scored first career TD on **12/6 vs. HOU**, hooking up with David Garrard for a 35-yard score ... Recorded a 20-yard reception on **12/27 at NE** ... Returned a punt for seven yards in season-finale on **1/3 at CLE** ...

2008: Signed by the Jaguars to the practice squad on Nov. 19 and was signed to active roster on Dec. 22 ... Was inactive on **12/28 at BAL**.

COLLEGE: Four-year starter who hauled in 161 passes for 2,315 yards and totaled 19 TDs ... Led team in receiving with 46 receptions for 569 yards and 5 TDs as a

senior in 2007 ... Also a return specialist, leading the SWAC in 2007 in all purpose yards with 160.6 yards per game and added a punt return for a TD in 2007 ... Hauled in 40 receptions for 371 yards and 6 TDs as a junior in 2006 ... Sat out the 2005 season after sustaining a shoulder injury in the first quarter of the season opener ... Totaled 781 yards on 48 receptions as a sophomore in 2004 ... Pulled in 27 receptions for 594 yards as a freshman in 2003 ... SWAC Outdoor Decathlon champion in 2008, 2007, and 2005, and two-time champion in both the 400m hurdles (2007 and 2008) and 110 hurdles (2007 and 2008) ... Four-time qualifier for NCAA Regionals in the 400m hurdles (3 times) and 4x400 relay team (once) ... Graduated with a degree in nursing.

PERSONAL: Single ... Lives in Starkville, Miss. ... Earned five letters in track & field, four letters in cross country, three letters in football and two letters in basketball at Starkville (Miss.) High ... Led the football team to a 33-6 record ... Member of 2001 State Championship team ... Gained 2,785 total yards and scored 20 TDs on 101 returns and 88 receptions ... Served as team captain in both football and track ... Turned down scholarship offer to run track at Florida State ... His grandfather, Charles Wilson, was inducted into Alcorn State Sports Hall of Fame as baseball, football and track standout ... His father, Nate, played football at Alcorn State and his mother, Gwen, was a track standout who earned a trip to the Olympics in 1980 ... His sister, Morgandy, is member of Alcorn State track team ... Cousin, Gregory Spann, was a seventh-round pick by the

COACHES

SCOUTS

STAFF

PLAYERS

HISTORY

RECORDS

MISC.



Jaguars in 1996 ... Greeted participants at the North Florida Chapter of PRSA's event, PRville, in 2009 at Jacksonville Municipal Stadium ... Participated in NFL 101 Workshop at Jacksonville University ... Signed autographs and greeted participants at the 2009 "Gift of Life" blood drive held by the Blood Alliance at the stadium

... Participated in 2010 Big Brothers Big Sisters of Northeast Florida Bowl for Kids Sake annual fundraiser ... Visited St. Pius Catholic School and participated in the school's play day ... Participated in 2009 Hometown Huddle and 2009 World Wide Day of Play ... Full name: Nate Hughes.

NATE HUGHES' REGULAR SEASON STATISTICS

YEAR	GP/GS	NO	YDS	AVG	LG	TD
2009 Jacksonville	8/0	5	70	14.0	35	1



GAMES PLAYED/STARTED: 2009 (15/0)

NFL TOTALS: 15 games, 0 starts

POSTSEASON TOTALS: 0 games, 0 starts

TRANSACTIONS: Originally drafted in the seventh round (250th overall) of the 2009 draft.

PRO: Second-year pro serves as primary backup to Maurice Jones-Drew ... Played in 15 games as a rookie and rushed for 202 yards on 39 carries ... Selected with first of two seventh-round compensatory picks ... First Liberty player drafted by the Jaguars ... Three-year starter who set Big South records for rushing yards, rushing attempts, TDs and 100-yard games ...

2009: Appeared in 15 games as a rookie and had at least one rush in each game ... Finished with 39 carries for 202 yards and one TD along with 16 receptions for 101 yards ... Returned three kicks for 56 yards (18.7 avg.) with a long of 24 ... Dressed but did not play in season-opener on **9/13 at IND** ... Made NFL debut the following week on **9/20 vs. ARI** and had three kick-off returns for 56 yards and two rushes for one yard ... Recorded eight yard reception on **9/27 at HOU** ... Saw extensive action at RB on **10/4 vs. TEN** and led the team with nine carries for 53 yards ... Had two carries for three yards on **10/11 at SEA** ... Totaled three rushes for eight yards along with a one-yard reception on **11/1 at TEN** ... **11/8 vs. KC:** Scored first career TD on a career-long 28-yard run in the first quarter ... Recorded two carries for five yards on

11/15 at NYJ and two carries for eight yards on **11/22 vs. BUF** ... Had two receptions for 25 yards including a career-long 13-yard catch on **11/29 at SF** ... Totaled 23 yards on five rushes on **12/17 vs. IND** along with a five-yard reception ... Posted three receptions for 19 yards on **12/27 at NE** ... **1/3 at CLE:** Finished with nine yards on three carries and added three receptions for 31 yards in season-finale.

COLLEGE: Rushed for 4,044 yards and 43 TDs and had 48 receptions for 557 yards during collegiate career ... Began career at Pittsburgh in 2005 before transferring to Liberty following freshman season ... Played in 39 games during career, including 31 at Liberty ... In three seasons at Liberty rushed for Big South Conference-record 3,633 yards on 633 attempts (5.7 avg.) with 42 TDs ... Set Big South record with at least three rushing TDs in four different games ... His 42 career rushing TDs ranked second in league history ... Finished with 4,155 all-purpose yards, becoming only the second player in league history to accomplish the feat ... Set conference record with 22 100-yard rushing games including 10 as a senior ... Was Big South Offensive Player of the Year in 2007



and consensus first-team All-America selection as a senior ... Started 11 games in 2008 and set Big South records with 263 attempts for 1,500 yards with 17 TDs ... Also set conference mark for 100-yard rushing games with 10 and rushing yards per game at 136.7 ... Added 24 receptions for 190 yards and 2 TDs ... Ranked second in league history with 1,690 all-purpose yards (153.6 avg.) ... Led conference as a junior with 1,113 rushing yards on 191 attempts (5.8 avg.) and set a conference record with 15 TDs ... Team captain ... Recorded seven 100-yard rushing games ... Earned league Player of the Week honors four times en route to being named Big South Offensive Player of the Year ... Transferred to Liberty in 2006 and started nine of 11 games as a sophomore ... Led the team and ranked second in the conference with 1,020 rushing yards and 10 TDs on 179 carries ... Earned All-Big South first-team honors ... Enrolled at Pittsburgh in 2004 but deferred his enrollment until January of 2005 ... Played in eight games as a freshman and ranked second on the team with 411 rushing yards on 86 carries with one TD ... Became only fourth true freshman in Pitt history to start a season-opener ... Was coached by the Jaguars coaching staff in the 2009 Senior Bowl ... General studies major ...

PERSONAL: Single ... Resides in Forest, Va. ... Spent first two seasons at Jefferson Forest High before transferring to Liberty Christian Academy ... Was two-time All-Virginia Division II and All-Virginia

Independent Conference honoree ... Rated one of the top 25 prospects in Virginia by Rivals100.com ... Added Super Prep All-Mid Atlantic honors ... Saw action at RB and LB ... Combined for 3,287 yards and 56 TDs in his last two seasons, gaining 1,978 rushing yards with 28 TDs as a senior and posting 75 tackles ... Had 19 rushing TDs as a junior ... Also lettered in basketball ... Enjoys writing and playing guitar in his spare time ... Would like to open a boarding school following his career ... Brother, Butch, played at Virginia Military Institute and Liberty while brother, Bryan, was a TE at Virginia Tech and later played in the NFL with San Diego, New England and Tennessee ... Bryan currently serves as an assistant coach with Atlantic Shores Christian (Chesapeake, Va.) ... Spoke to more than 30 youth pastors last June at the stadium about his childhood, life experiences and his road to the NFL ... Participated both financially and in person at the 2009 Shop with a Jock event at Walmart where more than 50 children from the Bridge of Northeast Florida and the Mali Vai Washington Kids Foundation were treated to a shopping spree ... Visited Twin Lakes Academy for an NFL Play60 event and spoke to students about importance of eating healthy ... Visited Clara White Mission, Sea Coast Christian, Beaches Chapel School, Nathan B. Forest High School and Landmark Middle School as a rookie ... Read to a group of students at the Jacksonville Main Library ... Full name: Rashad Jennings.

RASHAD JENNINGS' REGULAR SEASON STATISTICS

RUSHING	GP/GS	NO	YDS	AVG	LG	TD
2009 Jacksonville	15/0	39	202	5.2	28t	1
RECEIVING	GP/GS	NO	YDS	AVG	LG	TD
2009 Jacksonville	15/0	16	101	6.3	14	0
KICKOFF RETURNS		NO	YDS	AVG	LG	TD
2009 Jacksonville		3	56	18.7	24	0

JAGUARS IN OVERTIME GAMES

10 GAMES, 7-3 RECORD

Won coin toss 5 times – 5-0 (one possession 4 times, both team possessions 1 time)
Lost coin toss 5 times – 2-3 (one possession 3 times, both team possessions 2 times)

- 9/22/96 at New England (L) – One possession (lost toss)
- 11/24/96 at Baltimore (W) – Multiple possessions (won toss)
- 10/26/97 at Pittsburgh (L) – One possession (lost toss)
- 10/29/00 at Dallas (W) – One possession (won toss)
- 11/14/04 vs. Detroit (W) – One possession (won toss)
- 9/25/05 at New York Jets (W) – Multiple possessions (lost toss)
- 10/16/05 at Pittsburgh (W) – Multiple possessions (lost toss)
- 10/1/06 at Washington (L) – One possession (lost toss)
- 9/28/08 vs. Houston (W) – One possession (won toss)
- 10/18/09 vs. St. Louis (W) – One possession (won toss)



GREG JONES

FULLBACK/RUNNING BACK

6-1 • 254 LBS. • FLORIDA STATE
BORN MAY 9, 1981 • BEAUFORT, SOUTH CAROLINA
ACQ. 2ND ROUND OF 2004 DRAFT • EXP: 7TH YEAR

GAMES PLAYED/STARTED: 2004 (16/3), 2005 (14/13, 1/1), 2006 (IR), 2007 (16/11, 2/2), 2008 (12/7), 2009 (13/7)

NFL TOTALS: 71 games, 41 starts

POSTSEASON TOTALS: 3 games, 3 starts

TRANSACTIONS: Originally drafted in the second round (55th overall) of the 2004 draft.

PRO: Strong, physical pro who plays major role in the Jaguars running game ... Has ability to play both running back and fullback ... Has played in 71 games with 41 starts and served as lead blocker for two Pro Bowl running backs (Fred Taylor, 2007; Maurice Jones-Drew, 2009) ... Career totals include 261 carries for 892 yards and nine TDs and 42 receptions for 307 yards and three TDs ... Added eight kickoff returns for 109 yards and 21 special teams tackles ... Missed final three games in 2009 and final four games in 2008 with ankle injury ... Re-signed with the Jaguars in 2008 offseason ... Missed entire 2006 season with a torn ACL in his left knee... Named first alternate to the Pro Bowl and was voted team's Ed Block Courage Award winner in 2007 ... Filled in for injured Fred Taylor in 2005 and rushed for a career-high 575 yards and four TDs ... Posted two 100-yard rushing games in 2005 ... Third-highest drafted running back by Jacksonville (55th overall) behind Fred Taylor and James Stewart, both first round picks ... Selected with choice obtained from Green Bay in exchange for third and fourth round picks ...

2009: Appeared in 13 games with seven starts as lead blocker for Maurice Jones-Drew ... Finished with four rushes for 23 yards and five receptions for 14 yards ... Added three special teams tackles ... Missed final three games with ankle injury ... Started at FB in season-opener on **9/13 at IND** ... Compiled 20 yards on three carries on **10/4 vs. TEN** ... Paved the way for 133 rushing yards by Jones-Drew on **10/18 vs. STL** ... **11/1 at TEN:** Blocked for Jones-Drew as he rushed for career-high 177 yards on only eight carries (22.1 avg.) ... **12/13 vs. MIA:** Started at FB and also saw action on special teams, finishing with two tackles. Injured his ankle in the fourth quar-

ter and did not return ... Was placed on injured reserve on Dec. 17 ...

2008: Played in 12 games with seven starts ... Injured ankle on **12/1 at HOU** and was placed on injured reserve on Dec. 10 ... Had two rushes for 13 yards and career-high 13 receptions for 116 yards and one TD ... **9/7 at TEN:** Started at FB and made three receptions for 13 yards and one TD. Scored on a one-yard pass from David Garrard in the second quarter ... **9/21 at IND:** Paved the way for the Jaguars' 236 rushing yards as Fred Taylor and Maurice Jones-Drew both rushed for 100-plus yards ... **9/28 vs. HOU:** Recorded a season-long 22-yard reception, the second-longest reception of his career, to set up the game-winning field goal in overtime ... **10/12 at DEN:** Had three receptions for 21 yards and a 13-yard rush ... **12/7 at CHI:** Inactive with an ankle injury and placed on injured reserve three days later. Missed game for the first time since 2006 due to injury ...

2007: Played in all 16 games with 11 starts ... Finished with 42 carries for 119 yards and two TDs and 11 receptions for 99 yards and two TDs ... Named first alternate to the Pro Bowl ... Played major role for running game that ranked second in the NFL as it averaged 149.4 yards per game ... **9/23 at DEN:** Scored first TD of the season on a four-yard run ... **10/14 vs. HOU:** Hauled in career-long 27-yard reception and gained four yards on two rushes ... **11/11 at TEN:** Scored a career-high two TDs on a three-yard run and two-yard pass from Quinn Gray. Added one special teams tackle ... **12/23 vs. OAK:** Caught second TD pass of the season on a two-yard pass from David Garrard ... **12/30 at HOU:** Led team in rushing with 14 carries for 71 yards (5.1 avg.) with long of 11, all season-highs. Set career-high with three receptions for 27

COACHES

SCOUTS

STAFF

PLAYERS

HISTORY

RECORDS

MISC.



yards ... **1/5 at PIT:** Started at FB in AFC Wild Card game ... **1/12 at NE:** Started at FB in AFC Divisional Playoff game and recorded one reception for 12 yards ...

2006: Missed the entire season after suffering ACL injury in left knee in the third preseason game against Tampa Bay on Aug. 26 ...

2005: Split time between RB and FB for the second consecutive season ... Played in 14 games, making career-high 13 starts (10 at FB, 3 at RB) ... Set career-highs in rushing and receiving ... Had 151 carries for 575 yards and four TDs to rank second on the team behind Fred Taylor ... Tied for team lead with four rushing TDs ... Hauled in 10 receptions for 65 yards ... Added five special teams tackles ... **10/16 at PIT:** Made first start of the season for injured Fred Taylor and helped Jaguars to overtime win with 18 carries for 77 yards and a seven-yard TD run ... **11/6 vs. HOU:** Recorded 27 rushing yards and one TD ... **11/13 vs. BAL:** Recorded 25 carries for career-high 106 yards and one TD ... **11/27 at ARZ:** Totaled 78 rushing yards and scored on a 25-yard run ... **12/4 at CLE:** Tallied career-high 27 carries for 103 yards ... **12/18 vs. SF:** Left game with a neck injury and was inactive for final two regular season games ... **1/7 at NE:** Started at FB in AFC Wild Card game and had two carries for 15 yards ...

2004: Split time between RB and FB ... Started three of 16 games and had 62 rushes for 162 yards and three TDs ... **9/26 at TEN:** Had two rushes for seven yards including a key fourth-and-one conversion on the fourth quarter game-winning drive ... **10/10 at SD:** Made first NFL start ... **11/14 vs. DET:** Posted eight carries for 12 yards including first career rushing TD ...

12/26 vs. HOU: Made second start of the season, first at RB for injured Fred Taylor, and rushed nine times for 38 yards ... **1/2 at OAK:** Started in season finale and rushed 16 times for 30 yards and one TD.

COLLEGE: Started 21 of 42 games and finished with 480 rushes for 2,535 yards and 23TDs along with 24 receptions for 153 yards ... Served as team captain as a senior and led team with 618 rushing yards and seven TDs on 144 carries ... Had nine receptions for 52 yards ... Graduated with a degree in sports management.

PERSONAL: Married (Dana) with sons, Greg Jr. and Caden ... Resides in Beaufort, S.C. ... Attended Battery Creek High (Beaufort, S.C.) ... Rushed for over 1,600 yards and 10TDs as a senior and registered seven sacks ... Named All-State as a senior ... Competed in sprints on the track team ... Attended Christmas party in 2005 sponsored by Jacksonville Sheriff's Office for children of family members who have tragically died ... Actively supports the charitable efforts of his teammates ... Attends and supports team sponsored events including the Jacksonville Jaguars Foundation Playbooks reading initiative ... Distributed toys to more than 100 children in December 2009 in Beaufort, South Carolina and partnered with Feed the Children to distribute more than 400 meals ... Supports local military and attends Christmas parties for terminally-ill children ... Participated in 2008 Jacksonville Association of Firefighters charity softball game at Jacksonville University ... Served as guest coach at Maurice Jones-Drew football camp ... Attended the grand opening of the Jaguars Den at Wolfson Children's Hospital ... Visited Pine Forest Elementary in 2008 to encourage children to stay active ... Full name: Greg Jones.

GREG JONES' REGULAR SEASON STATISTICS

RUSHING	GP/GS	NO	YDS	AVG	LG	TD
2004 Jacksonville	16/3	62	162	2.6	12	3
2005 Jacksonville	14/13	151	575	3.8	27	4
2006 Jacksonville	Injured reserve (knee)					
2007 Jacksonville	16/11	42	119	2.8	11	2
2008 Jacksonville	12/7	2	13	6.5	13	0
2009 Jacksonville	13/7	4	23	5.8	11	0
NFL totals: 6 years	71/41	261	892	3.4	27	9
RECEIVING	GP/GS	NO	YDS	AVG	LG	TD
2004 Jacksonville	16/3	3	13	4.3	9	0
2005 Jacksonville	14/13	10	65	6.5	10	0
2006 Jacksonville	Injured reserve (knee)					
2007 Jacksonville	16/11	11	99	9.0	27	2
2008 Jacksonville	12/7	13	116	8.9	22	1
2009 Jacksonville	13/7	5	14	2.8	9	0
NFL totals: 6 years	71/41	42	307	7.3	27	3

ADDITIONAL STATISTICS: 5 kickoff returns for 90 yds in 2004; 1 kickoff for 0 yds in 2005; 2 kickoff returns for 19 yds in 2008; Special teams tackles: 7 in 2004, 5 in 2005, 5 in 2007, 1 in 2008, 3 in 2009

COACHES
SCOUTS
STAFF
PLAYERS
HISTORY
RECORDS
MISC.

GREG JONES' POSTSEASON STATISTICS

RUSHING	GP/GS	NO	YDS	AVG	LG	TD
2005 Jacksonville	1/1	2	15	7.5	11	0
2007 Jacksonville	2/2	0	0	0.0	0	0
NFL totals: 5 years	3/3	2	15	7.5	11	0
RECEIVING	GP/GS	NO	YDS	AVG	LG	TD
2005 Jacksonville	1/1	0	0	0.0	0	0
2007 Jacksonville	2/2	1	12	12.0	12	0
NFL totals: 5 years	3/3	1	12	12.0	12	0

GREG JONES' 100-YARD RUSHING GAMES

DATE	OPPONENT	NO	YDS	AVG	LG	TD
10/16/05	at Pittsburgh	25	106	4.2	20	1
12/4/05	at Cleveland	27	103	3.8	22	0

GREG JONES' REGULAR SEASON SINGLE GAME HIGHS

RUSHES: 27 (12/4/05 at Cleveland)
YARDS RUSHING: 106 (11/13/05 vs. Baltimore)
LONGEST RUSH: 27 (9/18/05 at Indianapolis)
RUSHING TOUCHDOWNS: 1 (9 times, last 11/11/07 at Tennessee)
LONGEST RUSH: 27 (9/18/05 at Indianapolis)
RECEPTIONS: 3 (3 times, last 10/12/08 at Denver)
RECEIVING YARDS: 28 (9/28/08 vs. Houston)
LONGEST RECEPTION: 27 (10/14/07 vs. Houston)
TOTAL TOUCHDOWNS: 2 (1 rush, 1 rec., 11/11/07 at Tennessee)

UNDER THE LIGHTS ON PRIME TIME

The Jaguars have played in 27 nationally televised prime time games in their 15 seasons with a record of 13-14 including a 4-6 mark under head coach Jack Del Rio. Here's a list of the franchise's regular season prime time games:

DATE	OPPONENT	NETWORK	NIGHT	RESULT
9/24/95	vs. Green Bay	TNT	Sunday	L, 14-24
12/15/96	vs. Seattle	ESPN	Sunday	W, 20-13
9/22/97	vs. Pittsburgh	ABC	Monday	W, 30-21
10/12/98	vs. Miami	ABC	Monday	W, 28-21
12/20/98	at Minnesota	ESPN	Sunday	L, 10-50
12/28/98	vs. Pittsburgh	ABC	Monday	W, 21-3
10/11/99	at New York Jets	ABC	Monday	W, 16-6
11/21/99	vs. New Orleans	ESPN	Sunday	W, 41-23
12/2/99	vs. Pittsburgh	ESPN	Thursday	W, 20-6
12/13/99	vs. Denver	ABC	Monday	W, 27-24
9/25/00	at Indianapolis	ABC	Monday	L, 14-43
10/8/00	vs. Baltimore	ESPN	Sunday	L, 10-15
10/16/00	at Tennessee	ABC	Monday	L, 13-27
11/19/00	at Pittsburgh	ESPN	Sunday	W, 34-24
10/18/01	vs. Buffalo	ESPN	Thursday	L, 10-13
12/3/01	vs. Green Bay	ABC	Monday	L, 21-28
11/3/02	at New York Giants	ESPN	Sunday	L, 17-24
11/30/03	vs. Tampa Bay	ESPN	Sunday	W, 17-10
12/5/04	vs. Pittsburgh	ESPN	Sunday	L, 16-17
10/9/05	vs. Cincinnati	ESPN	Sunday	W, 23-20
9/18/06	vs. Pittsburgh	ESPN	Monday	W, 9-0
11/20/06	vs. N.Y. Giants	ESPN	Monday	W, 26-10
10/22/07	vs. Indianapolis	ESPN	Monday	L, 7-29
10/5/08	vs. Pittsburgh	NBC	Sunday	L, 21-26
12/1/08	at Houston	ESPN	Monday	L, 17-30
12/18/08	vs. Indianapolis	NFL Network	Thursday	L, 24-31
12/17/09	vs. Indianapolis	NFL Network	Thursday	L, 31-35



MAURICE JONES-DREW

RUNNING BACK

32

5-7 • 208 LBS. • UCLA
 BORN MARCH 23, 1985 • ANTIOCH, CALIFORNIA
 ACQ. 2ND ROUND OF 2006 DRAFT • EXP. 5TH YEAR

GAMES PLAYED/STARTED: 2006 (16/1), 2007 (15/0, 2/0), 2008 (16/3), 2009 (16/16)

NFL TOTALS: 63 games, 20 starts

POSTSEASON TOTALS: 2 games, 0 starts

TRANSACTIONS: Originally drafted in the second round (60th overall) of the 2006 draft.

PRO: Emerged as one of the NFL's top RBs after producing career-high numbers in 2009 and earning first Pro Bowl honors ... Possesses playmaking ability as a rusher, receiver and returner ... Career totals include 842 rushes for 3,924 yards and 49 TDs, 201 receptions for 1,782 yards and five TDs, 79 kickoff returns for 2,054 yards and two TDs and 13 punt returns for 9.9 avg. ... Ranks second in team history in rushing yards, third in all-purpose yards (7,889) and fourth in yards from scrimmage (5,706) ... Produced 1,391 rushing yards in 2010, the third-most in team history and the AFC, and became first player in franchise history to finish in top three in the AFC in rushing yards ... Ranked fifth in the NFL from 2006-09 in yards from scrimmage ... Registered 1,765 yards from scrimmage in 2009, the fourth-most in the NFL ... Averaged 90.6 yards from scrimmage and 125.2 all-purpose yards per game in first four seasons ... Ranks third in franchise history with 56 TDs (49 rushing, 5 receiving, 2 kickoff returns) in only 63 games and ranks second with 49 rushing TDs including a franchise-record 15 in 2009 ... Ranks second in the NFL from 2006-09 in overall TDs and rushing TDs ... Became third player and the fastest in franchise history to score 50 career TDs as he accomplished the feat in 54th game ... Of the NFL's top 20 RBs for TDs scored, only four players reached 50 TDs quicker than Jones-Drew (Jim Brown, 45 games; Marcus Allen, 48 games; Eric Dickerson, 51 games; Barry Sanders, 53 games) ... Owns three of the top five marks for single-season TDs in team history ... Had 10-plus TDs in each of his first four seasons ... Holds team records for career kickoff returns, kickoff return yards and kickoff return average. ... Owns highest career average per rush (4.7) by a Jaguars RB (min. 100 atts.) and highest single-season average (5.7, 2006) ... Ranked fifth in team history with

336 points and first among non-kickers with 5.3 average points per game ... Ranked fifth in the NFL in 2009 with 312 rushes ... Recorded 20-plus carries in 13 of 63 games including a career-high eight games in 2009 ... Produced 90-plus rushing yards in nine of the 13 games with 20-plus carries ... Has the most receptions by a Jaguar since 2006 and enters the 2010 season with a streak of 51 consecutive games with a reception, the third-longest streak in team history ... Is only third player in franchise history with 50-plus receptions in multiple seasons, joining Jimmy Smith and Keenan McCardell ... One of only five players in franchise history with 200-plus receptions ... Ranked third in the NFL from 2006-09 among RBs in receiving yards and fifth in receptions ... Led all NFL RBs in receiving yards (565) in 2008 and ranked second in receptions (62) ... The 62 receptions were the most by a Jaguars RB in team history ... Owns three of the franchise's top five marks for all-purpose yards including a team-record 303 against Indianapolis on 12/10/06 ... Recorded 12 career 100-yard rushing games and eight games with 200-plus all-purpose yards ... First player in franchise history to have at least nine rushing TDs in four consecutive seasons ... Tied with Fred Taylor for most consecutive games scoring a TD with eight, and holds club record with eight consecutive games with a rushing TD ... Has two career streaks of five or more straight games with a score ... Has 97 career rushes of 10-plus yards, 26 of 20-plus yards and six of 50-plus yards ... Has registered 16 rushing TDs of 10-plus yards, 10 of 20-plus yards and six of 50-plus yards ... Tied for seventh in the NFL since 2006 with 1,043 touches (842 carries, 201 receptions) ... Has three of the five longest runs in team history including a record-tying 80-yard rush on 11/1/09 at Tennessee ... Had TD runs of 80 and 79

COACHES

SCOUTS

STAFF

PLAYERS

HISTORY

RECORDS

MISC.



yards on 11/1/09 at Tennessee and became only the third player in NFL history with two rushing TDs of 75-plus yards in the same game ... Has recorded eight of his 12 100-yard games in AFC South play and has 24 TDs in 23 career division games ... Ranks fifth in the NFL with 107.7 yards from scrimmage in division games from 2006-09 ... Recorded multiple TDs in 12 career games and the Jaguars own an 8-4 record in those games ... 33 of his 56 career TDs have come after Nov. 1 ... Only player in NFL with 2,000-plus combined yards in 2006 and 2007 ... Only player in team history to record two career kickoff returns for TDs including the longest return in team history (100t, 11/4/07 at NO) ... Along with Fred Taylor, formed the NFL's second-best rushing duo in 2006 and 2007 ... Helped Jaguars set a single-season franchise record for rushing yards in 2006 with 2,541 (158.8 yards per game) and the club posted the second-highest total in 2007 with 2,391 (149.4) ... Was one of six RBs selected in the first two rounds of the 2006 NFL Draft and ranked first among the group in first four seasons in total TDs (56), rushing yards (3,924) and total yards (7,889) ... Broke 10 team records as a rookie RB and kickoff returner ... Finished

with 2,250 all-purpose yards, the third-most by a rookie in NFL history, and set a team record for all-purpose yards in a season and in a game (303, vs. Indianapolis, Dec. 10) ... Set team rookie-record with 46 receptions for 436 yards and two TDs ... Led all NFL rookies and ranked tied for third in the NFL with 16 TDs (13 rushing, 2 receiving, 1 kickoff return), including a rushing touchdown in an NFL-record (by a rookie) eight consecutive games ... Led all NFL RBs with a 5.7 average per carry, the highest in team history ... Fourth-highest drafted RB by Jacksonville (60th overall), behind Fred Taylor and James Stewart, both first round picks, and Greg Jones (2004, 55th overall) ... Became only fifth player in UCLA history to lead the team in rushing in all three seasons and left with the school record 4,688 all-purpose yards ...

2009: Started a career-high 16 games in his first season as the lead RB and produced career-high numbers ... Was named to the Pro Bowl for the first time and was selected by his teammates as the Walter Payton Man of the Year for his work in the community ... Led the team in rushing for the second consecutive season with 1,391

JONES-DREW: DUAL THREAT

Maurice Jones-Drew ranked second on the team in 2009 with 53 receptions for 374 yards along with one touchdowns. Jones-Drew recorded a career-high 62 receptions for 565 yards in 2008. The 62 receptions were the most by a Jaguars running back in team history. He joined Jimmy Smith and Keenan McCardell as the only players in franchise history with 50-plus receptions in multiple seasons. He has a reception in a team-best 51 consecutive games, the third-longest streak in franchise history.

MOST RECEIVING YARDS BY NFL RB FROM 2006-09

RK	PLAYER, TEAM	YARDS (REC)
1.	Brian Westbrook, Philadelphia	2,053 (246)
2.	Reggie Bush, New Orleans	1,934 (260)
3.	Maurice Jones-Drew, Jacksonville	1,782 (201)
4.	Steven Jackson, St. Louis	1,778 (219)
5.	Frank Gore, San Francisco	1,700 (209)

MOST RECEPTIONS BY NFL RB FROM 2006-09

RK	PLAYER, TEAM	REC (YARDS)
1.	Reggie Bush, New Orleans	260 (1,934)
2.	Brian Westbrook, Philadelphia	246 (2,053)
3.	Steven Jackson, St. Louis	219 (1,778)
4.	Frank Gore, San Francisco	209 (1,700)
5.	Maurice Jones-Drew, Jacksonville	201 (1,782)

2009 MOST RECEPTIONS BY NFL RB

RK	PLAYER, TEAM	REC (YARDS)
1.	Ray Rice, Baltimore	78 (702)
2.	Tim Hightower, Arizona	63 (428)
3.	Matt Forte, Chicago	57 (471)
4.	Maurice Jones-Drew, Jacksonville	53 (374)
5.	Frank Gore, San Francisco	52 (406)



yards on 312 carries with 15 TDs, the third-most rushing yards in franchise history ... Ranked second on the team with 53 receptions for 374 yards and one TD ... Added two punt returns for 19 yards (9.5) and four kickoff returns for 102 yards (25.5) ... Led team in rushing yards, yards from scrimmage (1,765) and TDs (16) ... Ranked third in the AFC, fourth in the NFL, in rushing yards and yards from scrimmage ... His 1,765 yards from scrimmage were the second-most in franchise history ... Became first player in franchise history to finish in the top three in the AFC in rushing yards ... Set franchise single-season record for rushing TDs (15), the most in the AFC and second-highest in NFL ... Finished with 16 total TDs which ranked tied for first in AFC and second in the NFL ... Posted multiple TDs in four games ... Was one of only 12 players to have three TDs in a game and joined Randy Moss (NE), Ricky Williams (MIA) and Chris Johnson (TEN) as the only players to do it twice ... Had at least one TD in 10 games and was one TD away from tying franchise single-season record ... Joined Fred Taylor (7 seasons) as the only RBs in franchise history with a 1,000-yard rushing season ... Finished with career-high five 100-yard rushing games, tied for the fifth-most in the NFL ... Tied for NFL-lead with three TD runs of 60-plus yards and had two of six longest runs in NFL ... Ranked tied for second in NFL with five TDs of 10-plus yards and three of 50-plus yards ... Ranked third in NFL with 365 offensive touches, the second-most in team history for a season (Taylor, 393, 2003) ... Was one of only five NFL players to have 30-plus touches in three different games ... Ranked fifth in the NFL with 312 rushes and joined Taylor (345, 2003) as the only players in franchise history with 300-plus carries in a season ... Recorded 20-plus carries in a career-high eight games including a streak of three consecutive games with 20-plus carries for the first time in his career ... Had a rushing TD in seven of the last 11 games ... Was second in the AFC, third in the NFL, with 84 first downs made ... Picked up 68 rushing first downs, the third-most in team history ... Had at least four receptions in eight of 16 games ... **9/13 at IND:** Registered team-high 123 yards from scrimmage, finishing with 91 yards on 21

carries and added five receptions for 26 yards ... **9/20 vs. ARI:** Had 66 yards on 13 carries with a long of 36 yards, the longest play of the game ... **9/27 at HOU:** Rushed for 119 yards on 23 carries with three TDs including a 61-yard run in the second quarter. Added four receptions for 17 yards. Was named FedEx Ground Player of the Week and AFC Offensive Player of the Week ... **10/4 vs. TEN:** Rushed six times for 14 yards and one TD and had three receptions for 26 yards. Became ninth player in franchise history and only second RB with 1,500 career receiving yards ... **10/11 at SEA:** Totaled 34 yards on 12 carries and made season-high five receptions for 23 yards ... **10/18 vs. STL:** Established a career-high with 33 carries for 133 yards and finished with three TDs, the second time in a four-game span he had three TDs. Also had five receptions for 45 yards. The 38 touches were a career-high and tied for the third-most in the NFL in 2009. Surpassed James Stewart for second in franchise history in career rushing yards. Set a season-high with 178 yards from scrimmage ... **11/1 at TEN:** Amassed 177 yards on only eight carries with TD runs of 80 and 79 yards, two of the three longest runs in franchise history. His 22.1 average per rush set a franchise-record and was the best in the NFL the last 50 seasons (min. 8 carries) while the 80-yard run tied a franchise record (Taylor, 12/9/07 vs. Car.). The 177 yards were the fifth-most in team history and the most since 2003. He didn't get his first carry until midway through the second quarter and took it 80 yards for a score and opened the second half with a 79-yard TD run. Became only third player in NFL history with two rushing TDs of 75-plus yards in the same game, joining Barry Sanders (10/12/97) and Frank Gore (9/20/09). Reached 50 career TDs in his 54th game, the fastest in franchise history to accomplish the feat ... **11/8 vs. KC:** Had 97 yards on 29 carries with one TD along with three receptions for 37 yards. Increased season total to 737 rushing yards, the most in franchise history after the first eight games ... **11/15 at NYJ:** Recorded fourth 100-yard rushing game of the season, finishing with 123 yards and one TD on 24 carries. Had a season-long 19-yard reception in the second quarter. Trailing 22-21, the Jaguars

NFL TOUCHDOWN LEADERS 2009

RK	PLAYER, TEAM	TDS
1.	Adrian Peterson, Minnesota	18
2.	Maurice Jones-Drew, Jacksonville	16
	Chris Johnson, Tennessee	16
4.	Thomas Jones, New York Jets	14
	Willis McGahee, Baltimore	14



moved the ball to the Jets 14-yard line and Jones-Drew kneeled at the one-yard line to set up a Josh Scobee field goal as time expired ... **11/22 vs. BUF:** Recorded a TD in fifth straight game and finished with 66 yards on 25 carries ... **11/29 at SF:** Returned to Bay Area for first time as a pro and totaled 75 yards on 15 carries and led team with five receptions for 35 yards. Joined Taylor as the only players in franchise history to eclipse 1,000-yard rushing mark ... **12/6 vs. HOU:** Carried the ball 24 times for 76 yards including three straight rushes for 28 yards to pick up two first downs to seal the victory in the fourth quarter ... **12/13 vs. MIA:** Scored his 14th TD of the season and tied Fred Taylor for single-season franchise mark. Had 59 yards on 18 carries and two receptions for 24 yards ... **12/17 vs. IND:** Set the franchise single-season record for TDs with his 15th on a three-yard run in the second quarter. Registered 110 yards on 27 carries and five receptions for 30 yards ... **12/27 at NE:** Recorded 141 all-purpose yards (63 rushing, 35 receiving, 43 kickoff returns) ... **1/3 at CLE:** Finished season with 16 carries for 82 yards and a six-yard reception ...

2008: Played in all 16 games with three starts ... Led team in rushing with 197 carries for 824 yards and 12 TDs and ranked second with a career-high 62 receptions for 565 yards and two TDs ... Added 13 kickoff returns for 281 yards (21.6) and seven punt returns for 69 yards (9.9) ... Led team in total TDs (14), yards from scrimmage (1,389) and all-purpose yards (1,739) ... The 14 TDs tied for third-most in team history while 12 rushing TDs tied for fourth ... Tied for sixth in the NFL and third in the AFC in TDs and ranked fifth in the AFC in all-purpose yards ... Led all NFL RBs in receiving yards and ranked second in receptions ... Had most receptions by a Jaguars RB in team history ... Recorded three-plus receptions in 11 of 16 games ... Ranked tied for third in the AFC, tied for sixth in the NFL, with 74 first downs made (47 rush, 27 rec.) ... Selected to USA Today All-Joe Team, which goes to players and coaches who have overachieved and are often overlooked ... Finished with nine receptions for 113 yards on Dec. 23 vs. Minn. and became the first RB in team his-

tory to record a 100-yard receiving game ... **9/14 vs. BUF:** Scored on a two-yard run in the third quarter ... **9/21 at IND:** Led a rushing attack along with Fred Taylor that produced 236 yards on 48 carries and saw both players rush for over 100 yards. Finished with 19 carries for 107 yards (5.6) and one TD and four receptions for 59 yards with a long of 26. Added one kickoff return for 25 yards. Scored on a six-yard run and finished with 191 all-purpose yards ... **10/5 vs. PIT:** Tied for team-lead with six receptions for 23 yards and rushed five times for seven yards with a one-yard TD run. Surpassed 100 career receptions and 1,000 career receiving yards, the only player in team history to have over 1,000 yards in three categories (rushing, receiving and returns) ... **10/12 at DEN:** Earned FedEx Ground Player of the Week honors after rushing for 125 yards on 22 carries and two TDs. Scored on a 46-yard scamper, the longest of the season for the Jaguars ... **11/2 at CIN:** Scored on one-yard TD run in the fourth quarter ... **11/9 at DET:** Led team with a career-high three rushing TDs on 11 carries for 70 yards. Added two receptions for 21 yards and three punt returns for 23 yards. Became fifth player in team history with three rushing TDs in one game and tied franchise-record for TDs in a first half (3, James Stewart, 10/12/97 vs. PHI) ... **11/16 vs. TEN:** Led team with 17 carries for 66 yards and two rushing TDs along with three receptions for 27 yards ... **11/23 vs. MIN:** Became first running back in team history to record a 100-yard receiving game, finishing with career-high nine receptions for 113 yards. Added four rushing yards on three carries, four kickoff returns for 107 yards (26.8) and one punt return for nine yards for 233 all-purpose yards. Tied Fred Taylor (9 rec., 9/20/98 vs. BAL) for the most receptions by a RB in team history. Was one of only four NFL RBs with nine or more receptions in a game and one of seven RBs with 100-plus receiving yards in a game ... **12/7 at CHI:** Led team with 55 rushing yards on 12 carries and seven receptions for 47 yards and one TD. Had two kickoff returns for 50 yards with a long of 27 ... **12/14 vs. GB:** Made first start of season and produced two TDs, his eighth career multi-TD game. Had 12 rushes for 48 yards and four receptions for 22 yards.

NFL TOUCHDOWN LEADERS (2006-09)

RK	PLAYER, TEAM	TDS
1.	LaDainian Tomlinson, San Diego	73
2.	Maurice Jones-Drew, Jacksonville	56
3.	Randy Moss, New England	50
4.	Marion Barber III, Dallas	44
	Terrell Owens, Dallas, Buffalo	44



Scored the game-winning TD on a two-yard run with 1:56 remaining in the fourth quarter ... **12/18 vs. IND:** Started at RB and led team with 20 rushes for 91 yards and added seven receptions for 71 yards ... **12/28 at BAL:** Made third start of the season and led team with a season-high 23 carries for 78 yards ...

2007: Played in 15 games and both post-season games ... Tied for team-lead with 10 total TDs (9 rush., 1 ret.) and ranked seventh in the NFL with team-high 2,104 all-purpose yards ... Ranked second on team in rushing with 768 yards on a career-high 167 carries for nine TDs and third in receptions with 40 for 407 yards (10.2 avg.) ... Led team with a career-high 31 kickoff returns for 811 yards (26.2) with one TD, a 100-yard return at New Orleans ... Tied for fourth in NFL with two rushes of 50-plus yards and tied for seventh with eight rushes of 20-plus yards ... Had three scoring plays of 50-plus yards ... Led Jaguars in the postseason with seven receptions for 92 yards, 140 yards from scrimmage and 297 all-purpose yards ... **9/16 vs. ATL:** Became sixth player in team history to surpass 1,000 career rushing yards ... **9/23 at DEN:** Registered 144 all-purpose yards, rushing 15 times for 37 yards, two passes for 18 yards and three KORs for 89 yards (29.7 avg.) with a long of 42 yards ... **10/7 at KC:** Led team with 82 rushing yards and scored first TD of season on a 52-yard run. Added three receptions for 30 yards and one kickoff return for 29 yards for 141 all-purpose yards ... **10/14 vs. HOU:** Recorded 260 all-purpose yards, the second-most of his career and third-most in team history. Rushed 12 times for 125 yards and scored on seven-yard and 57-yard runs in the fourth quarter. Had four receptions for team-leading 59 yards and returned four

kickoffs for 76 yards ... **10/22 vs. IND:** Led team with 13 carries for 52 yards with one TD and had three receptions for 17 yards. Returned four kickoffs for 133 yards (33.3 avg.). Marked fourth consecutive game with 140-plus all-purpose yards ... **11/4 at NO:** Returned kickoff 100 yards for a TD, the longest return in team history. Became only player in team history to record two career kickoff returns for TDs. Finished with five carries for 28 yards, two receptions for 31 yards and three kickoff returns for 142 yards (47.3 avg.) for 201 all-purpose yards ... **11/11 at TEN:** Posted second 100-yard rushing game of the season with 19 carries for 101 yards with an eight-yard TD run. Returned two kickoffs and two punts and finished with 186 all-purpose yards ... **11/25 vs. BUF:** Scored 20th career rushing TD on a 17-yard scamper ... **12/30 at HOU:** Was inactive as healthy deactivation in season finale ... **1/5 at PIT:** Registered 168 all-purpose yards in first career postseason game and became only the third player in team history to record two TDs in a playoff game. Finished with eight carries for 29 yards with 10-yard TD and caught a 43-yard TD pass from David Garrard in the second quarter. Returned first quarter kickoff a franchise postseason record 96 yards to the Steelers' one-yard line which led to a Jaguars TD. The 96-yard return was the seventh-longest in NFL postseason history and longest since 2001 ... **1/12 at NE:** Rushed six times for 19 yards and had team-high six receptions for 49 yards in AFC Divisional Playoff game. Returned five kickoffs for 61 yards ...

2006: Played in all 16 games as a rookie with one start ... Finished with team-record 2,250 all-purpose yards and led team with 16 total TDs ... Ranked second on the team in rushing with 166 carries for

JAGUARS LONGEST TOUCHDOWN RUNS

RK	PLAYER, OPPONENT	RUN
1.	Maurice Jones-Drew, 11/1/09 at TEN Fred Taylor, 12/9/07 vs. CAR	80 80
3.	Maurice Jones-Drew, 11/1/09 at TEN	79
4.	Fred Taylor, 10/12/98 vs. MIA	77
5.	Maurice Jones-Drew, 12/24/06 vs. NE	74

2009 NFL MOST OFFENSIVE TOUCHES

RK	PLAYER, TEAM	TOUCHES (RUSH/REC)
1.	Chris Johnson, TEN	408 (358/50)
2.	Steven Jackson, STL	375 (324/51)
3.	Maurice Jones-Drew, JAX	365 (312/53)
4.	Adrian Peterson, MIN	357 (314/43)
5.	Thomas Jones, NYJ	341 (331/10)

COACHES

SCOUTS

STAFF

PLAYERS

HISTORY

RECORDS

MISC.



941 yards with a team-high 13 rushing TDs and also ranked second with 46 receptions (team rookie record) for 436 yards and two TDs ... Finished with 31 kickoff returns for 860 yards (27.7 avg.) and one TD ... Ranked third in the NFL with a 2.77 kickoff return average, the highest single-season mark in team history ... Produced three of the top seven single-game all-purpose yards totals in team history ... Registered three 100-yard rushing games and joined Fred Taylor (1998, six) as the only rookies in team history to rush for 100-plus yards ... Scored a TD in eight consecutive games, tying Taylor (8, 1998) for most in team history, and registered at least one score in 12 of the last 14 games ... Ranked second in team history with 16 TDs (Taylor, 17, 1998) in a season and was also second to Taylor (14) for most rushing TDs as a rookie with 13 ... Tied for NFL-lead with six TDs of 10-plus yards and tied for third with three TDs of 20-plus yards ... Ranked third in the NFL in all-purpose yards, trailing only Steven Jackson of St. Louis (2,334) and NFL MVP LaDainian Tomlinson of San Diego (2,323) ... Ranked 8th in the AFC and 15th in the NFL with 1,377 yards from scrimmage ... Along with Taylor (231-1,146, 5 TDs), formed the NFL's second-best rushing duo and best in team history with 2,087 rushing yards ... **9/24 at IND:** Recorded first career 100-yard rushing game with 103 yards on 13 carries. Returned four kickoffs for 109 yards (27.3 avg.) and finished with 244 all-purpose yards ... **10/1 at WAS:** Scored on a 51-yard TD pass from Bryon Leftwich, the longest completion of the season for the Jaguars ... **10/8 vs. NYJ:** Led team with two rushing TDs ... **10/22 at HOU:** Led team with a career-high seven receptions for 58 yards and added a one-yard TD run ... **11/26 at BUF:** Rushed eight times for 78 yards and led team with five receptions for 47 yards, three KORs for 101 yards with a long of 50 ... **12/10 vs. IND:** Set a team-

record for all-purpose yards in a game with 303, finishing with 15 rushes for a career-high 161 yards and two TDs, one reception for 15 yards, two kickoffs for 109 yards (54.5 avg.) and one TD and one punt return for 13 yards. The 303 all-purpose yards ranked fourth in NFL history by a rookie and were the most since Tim Brown had 306 on 11/28/98 for Oakland. Had a 93-yard kickoff return, the third-longest in team history. Named AFC Special Teams Player of the Week and was presented the NFL Player of the Day Golden Peacock Award by NBC following the game ... **12/17 at TEN:** Led team with a career-high 25 carries for 98 yards and one TD along with three receptions for 47 yards ... **12/24 vs. NE:** Made first career start and led team with 19 carries for 131 yards and two TDs along with six receptions for 41 yards. Scored on a 74-yard run, then the second-longest TD run in team history ... **12/31 at KC:** Led team with 12 rushes for 46 yards and one TD in season-finale, surpassing former Baltimore Colt Curtis Dickey (1980) for the NFL rookie record with a rushing TD in his eighth consecutive game.

COLLEGE: Started 22 of 36 games in three seasons and finished with 2,503 rushing yards on 481 carries along with 26 TDs ... Recorded 64 career receptions for 819 yards and seven TDs ... Left school following junior season and was only the fifth player in school history to lead the team in rushing in all three seasons ... Also served as a punt and kickoff returner where he set the school record with 4,688 all-purpose yards ... As a junior, was consensus All-America selection as all-purpose back and All-Pac 10 first-team selection as punt returner ... Started all 12 games and led the team in rushing with 914 yards and 13 TDs on 186 carries ... Set NCAA single-season record with a 28.5 average on 15 punt returns and compiled

JAGUARS SINGLE-SEASON RUSHING TOUCHDOWNS

RK	PLAYER, YEAR	RUN
1.	<i>Maurice Jones-Drew, 2009</i>	15
2.	Fred Taylor, 1998	14
3.	James Stewart, 1999	13
	<i>Maurice Jones-Drew, 2006</i>	13

JAGUARS SINGLE-SEASON TOUCHDOWNS

RK	PLAYER, YEAR	TDS
1.	Fred Taylor, 1998	17 (14 rush, 3 rec.)
2.	<i>Maurice Jones-Drew, 2009</i>	16 (15 rush, 1 rec.)
	<i>Maurice Jones-Drew, 2006</i>	16 (13 rush, 2 rec., 1 ret.)
4.	Fred Taylor, 2000	14 (12 rush, 2 rec.)
	<i>Maurice Jones-Drew, 2008</i>	14 (12 rush, 2 rec.)



a school single-season record 427 yards and three TDs on punt returns ... Named second-team All-Pac 10 with 91.5 rushing yards per game ... Scored 12 TDs (eight rushing, three receiving and one on a punt return) ... Rushed for 1,007 yards on 160 attempts with eight TDs as a sophomore ... Added 18 receptions for 162 yards ... Saw action in all 13 games as a true freshman ... Named first-team All-Pac 10 as a kick returner by The Sporting News ... Led team in rushing with 582 yards on 125 attempts with five TDs, becoming the first true freshman to lead the Bruins in rushing since DeShaun Foster in 1998 ... Majored in history.

PERSONAL: Has son, Maurice III, and daughter, Alyah ... Lives in Jacksonville, Fla. ... Attended De La Salle (Concord, Calif.) High ... Lettered three times in football ... Parade, Prep Star and Super Prep All-America selection who was also a member of the Super Prep Elite 50 team, in addition to earning that publication's FarWest Offensive Player of the Year honors ... Added All-West accolades from Tom Lemming's Prep Football Report and was a Max Emfinger six-star selection as all-purpose back ... Earned Tacoma News Tribune Western 100, first-team All-State, State Running Back of the Year and Long Beach Press-Telegram Best in the West honorable mention recognition ... Member of team that extended the school's winning streak to 138 games ... Gained 1,457 yards rushing, averaging 11.9 yards per attempt, and had 26 total TDs in 12 games as a senior ... Four-year member of the track team as a sprinter ... Has worn a Superman t-shirt underneath his jersey since he was 10-years old playing Pop Warner football in Pinole, Calif. ... Established the Maurice Jones-Drew Foundation in 2009 to help youth-focused organizations ... Purchased more than 100 sets of Reebok shoes, gloves and compression shirts for mem-

bers of the Andrew Jackson High School varsity football team in 2009 ... Played in 2010 Murray Brothers Caddyshack Charity Golf Tournament ... Partnered with Winn-Dixie, Dairy Farmers Inc. and Allied Veterans of the World, Inc., & Affiliates for a special back-to-school event for more than 200 area children in August of 2009 where each child received a backpack full of school supplies. Children from the Police Athletic League, Sulzbacher Center, Jacksonville Children's Commission and the St. Augustine Homeless Coalition were the recipients of the backpacks ... The foundation hosted a special holiday event for 70 local children in December 2009 from the Sulzbacher Center's aftercare program at Toys "R" Us. The foundation purchased \$100 gift cards for each child ... Represented the Jaguars in the United Way's PLAY 60 campaign and NFL-LIVE UNITED initiative in 2009 ... Joined NFL commissioner Roger Goodell in January of 2010 in New York City to announce a special campaign, Fuel Up to Play 60, between the NFL, the U.S. Department of Agriculture (USDA) and the National Dairy Council to fight and defeat childhood obesity ... Selected to speak at Newsweek Magazine's Executive Forum: Childhood Obesity, "Challenges and Ways to Promote Health and Wellness in America's Communities" at the National Press Club in Washington, D.C. in March of 2010 ... Teamed up with Activision Publishing and Pro vs. GI Joe in an online video game showdown in December of 2009 with military troops stationed across the world from the Touchdown Club at Jacksonville Municipal Stadium ... Featured in commercials and billboards for Winn-Dixie Stores, Inc., and has a submarine sandwich called the "GoMoJo" that was created to his specifications using all of his favorite ingredients. The "GoMoJo" sub is a modified Italian sub with extra black olives ... Served as celebrity waiter the last

COACHES

SCOUTS

STAFF

PLAYERS

HISTORY

RECORDS

MISC.

JAGUARS SINGLE-SEASON YARDS FROM SCRIMMAGE LEADERS

RK	PLAYER, TEAM	YARDS
1.	Fred Taylor, 2003	1,942
2.	Maurice Jones-Drew, 2009	1,765
3.	Fred Taylor, 2002	1,722
4.	Fred Taylor, 1998	1,644
5.	Fred Taylor, 2000	1,639

JAGUARS CAREER YARDS FROM SCRIMMAGE LEADERS

RK	PLAYER, YEARS	YARDS	GAMES
1.	Fred Taylor, 1998-2008	13,632	140
2.	Jimmy Smith, 1995-2005	12,286	171
3.	Keenan McCardell, 1996-2001	6,393	95
4.	Maurice Jones-Drew, 2006-09	5,706	63



two years at Morton's Steakhouse for annual charity event that raises money for Wolfson and Shands Hospitals ... Took home the Madden Bowl 2010 title at the annual event during Super Bowl week ... Featured guest at sixth annual Guardian Catholic Schools 2010 Golf Classic. The event raised money for scholarships and operational funding for students who attend St. Pius and Holy Rosary Catholic Schools ... Participated in 10th annual Bethesda Home for Boys Celebrity Golf Tournament in Savannah, Ga. in May ... Hosted a football camp for youth the last four years in Jacksonville and hosted second-annual youth camp in Antioch, Calif. in spring of 2008 ... Represented Jaguars for the NFL/JCPenney Take a Player to School Program, visiting second-grade class at Hyde Park Elementary ... Participated in the 2008 Shop with a Jock event at Wal-Mart with more than 50 children from Bridge of Northeast Florida and Mali'Vai Washington Kids Foundation ... Serves as spokesperson for the Jacksonville Commitment, a program that provides college scholarships to local col-

leges and universities ... Took part in a photo shoot with his dog, Philip, to raise money for the Humane Society ... Teamed up with Lift Up America and Tyson Foods to distribute food to more than 50 local soup kitchens and pantries ... Established relationship with I.M. Sulzbacher Center for the Homeless where he hosted a Children's Christmas Party the last two years ... Attended surprise birthday party in 2007 for 20-year old JT Townsend ... Taped PSA for Florida/Georgia Blood Alliance to promote annual blood drive ... Partnered with local chapter of Character Counts ... Represented Jaguars during Super Bowl XLI in South Florida for annual Taste of the NFL hunger-relief fundraiser ... Supports and attends team sponsored events like Operation Blessing, Food Drive Kick-off, Jaguars annual golf tournament, Jaguars Taste of the NFL dinner and the Jacksonville Jaguars Foundation Playbooks reading initiative where he was featured on the cover in 2007 ... Attended the 2009 NFL Broadcast Boot Camp at NFL Films ... Full name: Maurice Christopher Jones-Drew.

MAURICE JONES-DREW'S REGULAR SEASON STATISTICS

RUSHING	GP/GS	NO	YDS	AVG	LG	TD
2006 Jacksonville	16/1	166	941	5.7	*74t	*13
2007 Jacksonville	15/0	167	768	4.6	57t	*9
2008 Jacksonville	16/3	*197	*824	4.2	46t	*12
2009 Jacksonville	16/16	*312	*1,391	4.5	*80t	*15
NFL totals: 4 years	63/20	842	3,924	4.7	80t	49

RECEIVING	GP/GS	NO	YDS	AVG	LG	TD
2006 Jacksonville	16/1	46	436	9.5	*51t	2
2007 Jacksonville	15/0	40	407	10.2	43	0
2008 Jacksonville	16/3	62	565	9.1	26	2
2009 Jacksonville	16/16	53	374	7.1	19	1
NFL totals: 4 years	63/20	201	1,782	8.9	51t	5

RETURNS	NO	PUNT RETURNS					KICKOFF RETURNS				
		FC	YDS	AVG	LG	TD	NO	YDS	AVG	LG	TD
2006 Jacksonville	1	0	13	13.0	13	0	*31	*860	*27.7	*93t	1
2007 Jacksonville	3	0	28	9.3	17	0	*31	*811	*26.2	*100t	1
2008 Jacksonville	7	1	69	9.9	15	0	13	281	21.6	33	0
2009 Jacksonville	2	0	19	9.5	12	0	4	102	*25.5	30	0
NFL totals: 4 years	13	1	129	9.9	17	0	#79	#2,054	#26.0	#100t	#2

* Team leader

Team record

MAURICE JONES-DREW'S POSTSEASON STATISTICS

RUSHING	GP/GS	NO	YDS	AVG	LG	TD
2007 Jacksonville	2/0	14	48	3.4	10t	1

RECEIVING	GP/GS	NO	YDS	AVG	LG	TD
2007 Jacksonville	2/0	7	92	13.1	43t	1

RETURNS	NO	PUNT RETURNS					KICKOFF RETURNS				
		FC	YDS	AVG	LG	TD	NO	YDS	AVG	LG	TD
2007 Jacksonville	0	0	0	0.0	0	0	6	157	26.2	#96	0

* Team leader

Team record



MAURICE JONES-DREW 100-YARD RUSHING GAMES

DATE	OPPONENT	NO	YDS	AVG	LG	TD
9/24/06	at Indianapolis	13	103	7.9	26	0
12/10/06	vs. Indianapolis	15	166	11.1	48t	2
12/24/06	vs. New England	19	131	6.9	74t	2
10/14/07	vs. Houston	12	125	10.4	57t	2
11/11/07	at Tennessee	19	101	5.3	30	1
9/21/08	at Indianapolis	19	107	5.6	18	1
10/12/08	at Denver	22	125	5.7	46t	2
9/27/09	at Houston	23	119	5.2	61t	3
10/18/09	vs. St. Louis	33	133	4.0	26	3
11/1/09	at Tennessee	8	177	22.1	80t	2
11/15/09	at New York Jets	24	123	5.1	33t	1
12/17/09	vs. Indianapolis	27	110	4.1	14	1

MAURICE JONES-DREW'S SINGLE GAME HIGHS

RUSHING ATTEMPTS: 33 (10/18/09 vs. St. Louis)
RUSHING YARDS: 177 (11/1/09 at Tennessee)
LONGEST RUN: 80t (11/1/09 at Tennessee)
RUSHING TOUCHDOWNS: 3 (3 times, last 10/18/09 vs. St. Louis)
LONGEST RUSHING TOUCHDOWN: 80t (11/1/09 at Tennessee)
RECEPTIONS: 9 (11/23/08 vs. Minnesota)
RECEIVING YARDS: 113 (11/23/08 vs. Minnesota)
LONGEST RECEPTION: 51t (10/1/06 at Washington)
RECEIVING TOUCHDOWNS: 1 (5 times, last 12/17/09 vs. Indianapolis)
ALL-PURPOSE YARDS: 303 (12/10/06 vs. Indianapolis)
COMBINED YARDS: 184 (10/14/07 vs. Houston)

MAURICE JONES-DREW'S CAREER GAME-BY-GAME STATISTICS

2006 DATE	OPPONENT	RUSHING					RECEIVING				
		ATT	YDS	AVG	LG	TD	NO	YDS	AVG	LG	TD
9/10	vs. DALLAS	2	8	4.0	4	0	0	0	0.0	0	0
9/18	vs. PITTSBURGH	2	4	2.0	7	0	2	6	3.0	5	0
9/24	at Indianapolis	13	103	7.9	26	0	4	32	8.0	12	1
10/1	at Washington	3	3	1.0	2	0	3	53	17.7	51t	1
10/8	vs. NEW YORK JETS	13	59	4.5	9	2	0	0	0.0	0	0
10/22	at Houston	8	10	1.3	3	1	7	58	8.3	19	0
10/29	at Philadelphia	21	77	3.7	13	0	3	20	6.7	10	0
11/5	vs. TENNESSEE	8	56	7.0	40	0	2	29	14.5	29	0
11/12	vs. HOUSTON	3	11	3.7	6	1	4	56	14.0	21	0
11/20	vs. NEW YORK GIANTS	9	45	5.0	12	1	2	16	8.0	9	0
11/26	at Buffalo	8	78	9.8	24	1	5	47	9.4	28	0
12/3	at Miami	5	46	9.2	32	1	0	0	0.0	0	0
12/10	vs. INDIANAPOLIS	15	166	11.1	48t	2	1	15	15.0	15	0
12/17	at Tennessee	25	98	3.9	17	1	3	47	15.7	37	0
12/24	vs. NEW ENGLAND*	19	131	6.9	74t	2	6	41	6.8	11	0
12/31	at Kansas City	12	46	3.8	12	1	4	16	4.0	8	0
Totals		166	941	5.7	74t	^13	46	436	9.5	51t	2

2007 DATE	OPPONENT	RUSHING					RECEIVING				
		ATT	YDS	AVG	LG	TD	NO	YDS	AVG	LG	TD
9/9	vs. TENNESSEE	7	32	4.6	23	0	3	28	9.3	20	0
9/16	vs. ATLANTA	11	31	2.8	9	0	1	10	10.0	10	0
9/23	at Denver	15	37	2.5	10	0	2	18	9.0	10	0
10/7	at Kansas City	9	82	9.1	52t	1	3	30	10.0	12	0
10/14	vs. HOUSTON	12	125	10.4	57t	2	4	59	14.8	25	0
10/22	vs. INDIANAPOLIS	13	52	4.0	12	1	3	17	5.7	7	0
10/28	at Tampa Bay	10	48	4.8	21	0	2	14	7.0	15	0
11/4	at New Orleans	5	28	5.6	12	0	2	31	15.5	22	0
11/11	at Tennessee	19	101	5.3	30	1	3	28	9.3	10	0
11/18	vs. SAN DIEGO	12	33	2.8	15	1	1	4	4.0	4	0
11/25	vs. BUFFALO	10	10	1.0	17t	1	2	16	8.0	10	0
12/2	at Indianapolis	11	52	4.7	22	1	1	5	5.0	5	0
12/9	vs. CAROLINA	11	24	2.2	6	0	2	21	10.5	13	0
12/16	at Pittsburgh	12	69	5.8	20	0	5	30	6.0	8	0
12/23	vs. OAKLAND	10	44	4.4	14t	1	6	96	16.0	43	0
12/30		Did not play									
Totals		167	768	4.6	57t	^9	40	407	10.2	43	0
1/5	at Pittsburgh	8	29	3.6	10t	1	1	43	43.0	43t	1
1/12	at New England	6	19	3.2	10	0	6	49	8.2	18	0



2008

DATE OPPONENT

		RUSHING					RECEIVING				
DATE	OPPONENT	ATT	YDS	AVG	LG	TD	NO	YDS	AVG	LG	TD
9/7	at Tennessee	5	13	2.6	11	0	4	37	9.3	15	0
9/14	vs. BUFFALO	7	17	2.4	9	1	3	25	8.3	15	0
9/21	at Indianapolis	19	107	5.6	18	1	4	59	14.8	26	0
9/28	vs. HOUSTON	7	32	4.6	19	0	2	17	8.5	12	0
10/5	vs. PITTSBURGH	5	7	1.4	3	1	6	23	3.8	10	0
10/12	at Denver	22	125	5.7	46t	2	2	23	11.5	12	0
10/26	vs. CLEVELAND	12	29	2.4	5	0	3	19	6.3	7	0
11/2	at Cincinnati	10	33	3.3	8	1	2	29	14.5	16	0
11/9	at Detroit	11	70	6.4	16	3	2	21	10.5	15	0
11/16	vs. TENNESSEE	17	66	3.9	15	2	3	27	9.0	11	0
11/23	vs. MINNESOTA	3	4	1.3	3	0	9	113	12.6	24	0
12/1	at Houston	12	49	4.1	14	0	3	22	7.3	16	0
12/7	at Chicago	12	55	4.6	14	0	7	47	6.7	19	1
12/14	vs. GREEN BAY*	12	48	4.0	15	1	4	22	5.5	14t	1
12/18	vs. INDIANAPOLIS*	20	91	4.6	15	0	7	71	10.1	17	0
12/28	at Baltimore*	23	78	3.4	23	0	1	10	10.0	10	0

Totals		^197	^824	4.2	46t	^12	62	565	9.1	26	2
---------------	--	-------------	-------------	------------	------------	------------	-----------	------------	------------	-----------	----------

* Started

^Team leader

2009

DATE OPPONENT

		RUSHING					RECEIVING				
DATE	OPPONENT	ATT	YDS	AVG	LG	TD	NO	YDS	AVG	LG	TD
9/13	at Indianapolis*	21	97	4.6	26	1	5	26	5.2	13	0
9/20	vs. ARIZONA*	13	66	5.1	36	0	4	17	4.3	6	0
9/27	at Houston*	23	119	5.2	61t	3	4	28	7.0	8	0
10/4	vs. TENNESSEE*	6	14	2.3	9t	1	3	26	8.7	15	0
10/11	at Seattle*	12	34	2.8	18	0	5	23	4.6	10	0
10/18	vs. ST. LOUIS*	33	133	4.0	26	3	5	45	9.0	16	0
11/1	at Tennessee*	8	177	22.1	80t	2	1	-4	-4.0	-4	0
11/8	vs. KANSAS CITY*	29	97	3.3	10t	1	3	37	12.3	15	0
11/15	at New York Jets*	24	123	5.1	33t	1	2	22	11.0	19	0
11/22	vs. BUFFALO*	25	66	2.6	10	1	4	18	4.5	13	0
11/29	at San Francisco*	15	75	5.0	12	0	5	35	7.0	17	0
12/6	vs. HOUSTON*	24	76	3.2	15	0	1	6	6.0	6	0
12/13	vs. MIAMI*	18	59	3.3	13	1	2	24	12.0	17	0
12/17	vs. INDIANAPOLIS*	27	110	4.1	14	1	5	30	6.0	11	1
12/27	at New England*	18	63	3.5	14	0	3	35	11.7	17	0
1/3	at Cleveland*	16	82	5.1	30	0	1	6	6.0	6	0

Totals		^312	^1,391	4.5	80t	^15	533	7.1	19	1	1
---------------	--	-------------	---------------	------------	------------	------------	------------	------------	-----------	----------	----------

* Started

^Team leader

MAURICE JONES-DREW VS. THE NFL

OPPONENT	GAMES	RUSHING					100-YARD		RECEIVING			
		ATT	YDS	AVG	LG	TD	GAMES	NO	YDS	AVG	LG	TD
Arizona	1	13	66	5.1	36	0	0	4	17	4.3	6	0
Atlanta	1	11	31	2.8	9	0	0	1	10	10.0	10	0
Baltimore	1	23	78	3.4	23	0	0	1	10	10.0	10	0
Buffalo	4	50	171	3.4	24	4	0	14	106	7.6	28	0
Carolina	1	11	24	2.2	6	0	0	2	21	10.5	13	0
Chicago	1	12	55	4.6	14	0	0	7	47	6.7	19	1
Cincinnati	1	10	33	3.3	8	1	0	2	29	14.5	16	0
Cleveland	2	28	111	4.0	30	0	0	4	25	6.3	7	0
Dallas	1	2	8	4.0	4	0	0	0	0	0.0	0	0
Denver	2	37	162	4.4	46t	2	1	4	41	10.3	12	0
Detroit	1	11	70	6.4	16	3	0	2	21	10.5	15	0
Green Bay	1	12	48	4.0	15	1	0	4	22	5.5	14	1
Houston	7	89	422	4.7	61t	7	2	25	246	9.8	25	0
Kansas City	3	50	225	4.5	12	3	0	10	83	8.3	15	0
Indianapolis	8	139	778	5.6	48t	7	4	30	255	8.5	26	2
Miami	2	23	105	4.6	32	2	0	2	24	12.0	17	0
Minnesota	1	3	4	1.3	3	0	0	9	113	12.6	24	0
New England	2	37	194	5.2	74t	2	1	9	76	8.4	17	0
New Orleans	1	5	28	5.6	12	0	0	2	31	15.5	22	0
New York Giants	1	9	45	5.0	12	1	0	2	16	8.0	9	0
New York Jets	2	37	182	4.9	33t	3	1	2	22	11.0	19	0
Oakland	1	10	44	4.4	14t	1	0	6	96	16.0	43	0
Philadelphia	1	21	77	3.7	13	0	0	3	20	6.7	10	0
Pittsburgh	3	19	80	4.2	20	1	0	13	59	4.5	10	0
San Diego	1	12	33	2.8	15	1	0	1	4	4.0	4	0
San Francisco	1	15	75	5.0	12	0	0	5	35	7.0	17	0
Seattle	1	12	34	2.8	18	0	0	5	23	4.6	10	0
St. Louis	1	33	133	4.0	26	3	1	5	45	9.0	16	0
Tampa Bay	1	10	48	4.8	21	0	0	2	14	7.0	15	0
Tennessee	8	95	557	5.9	80t	7	2	22	218	9.9	37	0
Washington	1	3	3	1.0	2	0	0	3	53	17.7	51t	1
TOTALS	63	842	3,924	4.7	80t	49	12	201	1,782	8.9	51t	5



AARON KAMPMAN

DEFENSIVE END

6-4 • 260 LBS. • IOWA
 BORN NOVEMBER 30, 1979 • KESLEY, IOWA
 ACQ. UFA 2010 (GREEN BAY) • EXP: 9TH YEAR

GAMES PLAYED/STARTED: 2002 (12/6, 1/0), 2003 (12/10, 2/2), 2004 (16/16, 1/1), 2005 (16/16), 2006 (16/16), 2007 (15/15, 2/2), 2008 (16/16), 2009 (9/9)

NFL TOTALS: 112 games, 104 starts

POSTSEASON TOTALS: 6 games, 5 starts

TRANSACTIONS: Originally drafted by Green Bay in the fifth round (156th overall) of the 2002 draft ... Signed by Jacksonville as an unrestricted free agent on 3/6/10.

PRO: Ninth-year defensive end adds a veteran presence to the Jaguars defense ... Two-time Pro Bowl selection (2006, '07) has played in 112 games with 104 starts and six postseason games ... Totaled 54 career sacks, the fourth most in Green Bay history, and has recorded at least 9.5 sacks in three of the last four seasons ... Ranked tied for fifth in the NFL from 2006-09 with 40.5 sacks ... Recorded 85-plus tackles in three consecutive seasons (2006-08) and led team in sacks each season during that span ... Moved from DE to OLB in 2009 as team went to 3-4 defensive scheme ... Had started 98 of 100 games before suffering season-ending knee injury vs. San Francisco in 2009, snapping streak of 73 consecutive starts ... Has four career three-sack games and 12 games with multiple sacks the last four seasons ... Has not gone more than six games without a sack since 2004 season ... Led the NFC and ranked second in the NFL with a career-high 15.5 sacks in 2006 along with career-high 113 tackles ... Ranked second in the NFL among defensive linemen in 2005 with 102 tackles ... Was teammate of current Jaguars C Brad Meester at Aplington-Parkersburg High School ...

2009: Started nine games at OLB and was inactive for two games ... Made switch from DE to OLB as team went to 3-4 defense ... Sustained season-ending knee injury in week 11 and was placed on injured reserve on 12/7 ... Finished with 55 tackles (32 solo), 3.5 sacks, one forced fumble and ranked second on team with 28 QB hits ... Was second on the team in tackles at the time of his injury ... Opened season with eight tackles on **9/13 vs. CHI** and followed with 10 tackles and two QB hits on **9/20 vs. CIN** ... Recorded a sack/fumble of Marc Bulger on **9/27 at STL**

along with five tackles and team-high three QB hits ... Sacked Drew Stanton for a four-yard loss on **10/18 vs. DET** and added team-high seven QB hits ... Shared a sack with Cullen Jenkins on **10/25 at CLE** ... Made eight tackles on **11/1 vs. MIN** ... Registered five tackles on **11/8 at TB** before leaving game with a concussion ... Was inactive the following week on **11/15 vs. DAL**, his first missed game since 2003 ... Returned to lineup on **11/22 vs. SF** and recorded four tackles including a two-yard sack of Alex Smith. Left game midway through the third quarter with a left knee injury and did not return ...

2008: Started all 16 games for the fourth time in five seasons ... Led defensive linemen with 87 tackles (65 solo) along with 9.5 sacks ... Ranked seventh in the NFC and 13th in the NFL in sacks ... Was on the field for 998 of 1,050 (95.1 pct.) defensive snaps, the most among the team's DL and second-most on the team ... Named to USA Today's All-Joe Team for second consecutive season ... Was named a Pro Bowl alternate ... Recorded a sack for a 10-yard loss in season-opener on **9/8 vs. MIN** and followed with 1.5 sacks on **9/14 at DET** ... Recorded 1.5 sacks for the second straight game on **9/21 vs. DAL** ... Led DL with six tackles and had two sacks of QB Charlie Frye on **10/12 at SEA** ... Recorded a season-high 10 tackles along with 1.5 sacks on **11/9 at MIN** ... Sacked Jake Delhomme twice on **11/30 vs. CAR** to surpass 50 for his career ...

2007: Voted to the Pro Bowl for the second straight season and named to AP All-Pro second-team ... Started 15 games and was inactive in regular season finale (coach's decision) ... Started both playoff games ... Ranked sixth in the NFC with team-high 12 sacks along with 91 tackles

COACHES

SCOUTS

STAFF

PLAYERS

HISTORY

RECORDS

MISC.



(57 solo) ... Added two passes defended, one fumble recovery and one forced fumble ... Named NFC Defensive Player of the Month for October ... Recorded a streak of seven straight games with a least one-half sack, tied for the longest streak in Packers history since sacks became an official statistic in 1982 ... Tied career-high with 11 tackles (nine solo) on **10/14 vs. WAS** with two sacks and a tackle for loss ... Matched career-high with three sacks on **10/29 at DEN** along with six tackles ... Extended streak of consecutive games with a sack to seven on **11/4 at KC** with a sack of Damon Huard in the first quarter ... Recorded a sack of Derek Anderson in the Pro Bowl for 11-yard loss ...

2006: Earned first trip to the Pro Bowl after leading NFC with 15.5 sacks, the second-most in the NFL ... Started all 16 games and finished with a career-high 113 tackles (84 solo), the most single-season tackles by a Packers lineman in franchise history ... Added three forced fumbles and one fumble recovery ... Earned All-NFC honors from Pro Football Weekly and Pro Football Writers Association and named to AP All-Pro second-team ... Awarded the 2006 Pass Rusher of the Year by the NFL Alumni Association ... Recorded second career three-sack game on **9/17 vs. NO** along with two forced fumbles. Had a sack/forced fumble on Saints opening drive and recovered the fumble ... Earned NFC Defensive Player of the Week honors following game on **10/29 vs. ARI**, posting two sacks of Matt Leinar in a five-play span ... Made 10 tackles including one sack on **11/5 at BUF** ... Extended streak of consecutive games with a sack to six on **11/12 at MIN**, splitting a sack of Brad Johnson ... Tied his career-high with 11 tackles on **11/19 vs. NE** ... Finished with three sacks on **12/21 vs. MIN** and earned NFC Defensive Player of the Week honors ...

2005: Started all 16 games at LDE and totaled 6.5 sacks and 105 tackles (62 solo) ... The 105 tackles were the second-most among NFL defensive linemen ... Added three forced fumbles and one pass defended ... Named to USA Today All-Joe Team ... Saw action on 93.6 percent of defensive snaps, the most among defensive linemen ... Registered first career three-sack game on **11/21 vs. MIN** along with eight tackles, two forced fumbles and one pass defended. All three sacks came on Brad Johnson ... Finished with eight tackles and one forced fumble on **11/27 at PHI** ... Finished with season-high 10 tackles on **12/11 vs. DET** ...

2004: Was in the starting lineup for all 16 games for the first time in career ... Recorded 77 tackles (53 solo), most among

defensive linemen, and tied for second with 4.5 sacks ... Had five-plus tackles in 10 games ... Added one fumble recovery, two forced fumbles and three passes defended ... Recovered a fumble on **9/13 at CAR** ... Established career-high with 11 tackles including a sack of Kurt Warner on **10/3 vs. NYG** ... Made seven tackles and one sack on **12/5 at PHI** ...

2003: Appeared in 12 games with 10 starts and in both postseason games ... Finished with 38 tackles, two sacks, career-high three forced fumbles and one fumble recovery ... Led NFC with three sacks in the postseason ... Sprained left ankle in week two and was inactive for next four games ... Returned to starting lineup on **10/19 at STL** ... Sacked Joey Harrington and forced a fumble on **11/27 at DET** in Thanksgiving Day game ... Registered a sack/forced fumble on **12/22 at OAK** ... Recorded five tackles and one sack on **1/4 vs. SEA** in NFC Wild Card Playoff Game ... Sacked Donovan McNabb twice on **1/11 at PHI** in NFC Divisional Playoff Game ...

2002: Played in 12 games with six starts as a rookie, compiling 26 tackles and a half-sack ... Replaced injured Vonnie Holliday in the starting lineup for four games ... Made NFL debut with a start on **9/29 vs. CAR** and totaled seven tackles including two for loss ... Matched career-high with seven tackles on **10/13 at NE** including a split sack of Tom Brady.

COLLEGE: Four-year letterman (1998-2001), playing in 44 games with 37 starts ... Began career at LB before moving to defensive line as a junior ... Two-time Academic All-America selection and three-time all-conference ... Finished career with 342 tackles (209 solo), the seventh-most in school history, and 18 sacks, three INTs, 11 passes defended, two fumble recoveries, four forced fumbles, 30 tackles for loss and 21 QB pressures ... Was first-team All-Big Ten selection as a senior after leading the conference with nine sacks and ranked third with 17 tackles for loss ... All-Big Ten honorable mention selection as a junior ... Finished with 103 tackles as sophomore LB ... Was one of only four true freshmen to see action ... Earned a bachelor's degree in elementary education.

PERSONAL: Married (Linde) with three sons: Lucas, Ben and Elijah ... Name is pronounced KAMP-man ... Grew up in Kesley, Iowa, a small town with a population of 80 with three streets running each direction and is without a spotlight ... Attended Aplington-Parkersburg (Iowa) High School, same as Jaguars C Brad Meester ... One of four current NFL players from the school, joining Meester, Casey Wiegmann (FA) and Jared DeVries



(FA) ... His high school coach, the late Ed Thomas, was named the 2005 NFL High School Football Coach of the Year after all four players nominated him for the honor ... Was first-team Parade All-America selection and USA Today second-team honoree as a senior LB ... Named Class 2A Player of the Year ... Three-year letterman at LB and G ... Set school record with 447 career tackles ... Helped team to three consecutive playoff appearances including a runner-up finish as a junior and posted a three-year mark of 26-7 ... Also lettered three times in basketball and four times in track ... Earned all-state honors in basketball as a senior ... Placed third in state in shot put as a junior and senior ... Helped raise funds in 2008 offseason for tornado relief effort in Parkersburg ... Delivered pregame speech to football team prior to the first game following the tornado ... Paid for an ad in the local newspapers in Wisconsin to thank the fans for their support after signing with the Jaguars ... Operated a shingling business, Kampman Construction, with his brother, Andy, while in high school ... Heavily involved in the Green Bay community with his wife ... Spoke to a variety of schools and youth groups ... Spent time working at Paul's Pantry, distributing food to needy families in Green Bay ... Made several appearances at the 'Jerry Parins Cruise for Cancer,' an annual motorcycle ride benefitting cancer patients and families throughout Northeastern Wisconsin ... Has also done work with Salvation Army, Brown County Library, March of Dimes and St. Vincent Hospital ... Did a PSA for the 'Stamp Out Hunger' National Food Drive, sponsored by the U.S. Postal Service, in partnership with the National Association of Letter Carriers ... Participated in Packers' All-Pro Dad event and played in both the Brett

Favre and Donald Driver celebrity softball games ... Was honored in 2006 with the Professional Achievement Award at the ninth annual Lee Remmel Sports Awards Banquet ... Named one of the NFL's "Good Guys" by The Sporting News for his work in the community ... Received the 'Nice Guy Award' at the 2004 Doug Jirschele Sports Award Banquet in Clintonville, Wis. ... In 2003, he was Packers finalist for Walter Payton Man of the Year Award ... Took a trip to Kenya in February of 2009, witnessing Christian humanitarian missions in rural communities. The trip, sponsored by World Vision, also included a visit to a large slum in Nairobi to assist Vapor Sports Ministries, whose mission is to provide humanitarian and Christ-centered assistance for impoverished communities around the world ... Took two-week tour of India with his wife in January 2007 as guests of Gospel for Asia, a Christian ministry they support whose missionaries work in some of the hardest places to reach across southern Asia ... In June 2008, he traveled to Africa to see his brother Curt and wife Abbie, who are both Christian missionaries on the continent ... Went overseas with wife in February 2005 with Christian organization UPI (Unlimited Potential Incorporated), to share their faith with U.S. troops stationed in Mannheim, a military community in southwestern Germany ... Served as president of the local chapter of Athletes in Action while in college and was a regular visitor to the University of Iowa Children's Hospital ... Completed classes in the spring of 2009 through the Dallas Theological Seminary to earn a certificate of graduate studies ... Served as celebrity judge for the 2010 GUNS N' HOSES event at Jacksonville Memorial Arena ... Born in Cedar Falls, Iowa ... Full name: Aaron Allan Kampman.

AARON KAMPMAN'S REGULAR SEASON STATISTICS

TACKLES	GP/GS	TKL	SOLO	ASST	SACKS	FF	FR	INT	PD
2002 Green Bay	12/6	26	12	14	0.5	0	0	0	2
2003 Green Bay	12/10	38	21	17	2.0	3	1	0	1
2004 Green Bay	16/16	77	53	24	4.5	2	1	0	3
2005 Green Bay	16/16	105	62	43	6.5	3	0	0	1
2006 Green Bay	16/16	113	84	29	15.5	3	1	0	1
2007 Green Bay	15/15	91	57	34	12.0	1	1	0	2
2008 Green Bay	16/16	87	65	22	9.5	0	0	0	1
2009 Green Bay	9/9	55	32	23	3.5	1	0	0	1
NFL totals: 8 years	112/104	592	386	206	54.0	13	4	0	12

AARON KAMPMAN'S POSTSEASON STATISTICS

TACKLES	GP/GS	TKL	SOLO	ASST	SACKS	FF	FR	INT	PD
2002 Green Bay	1/0	1	0	1	0.0	0	0	0	0
2003 Green Bay	2/2	10	9	1	3.0	0	0	0	0
2004 Green Bay	1/1	5	3	2	0.0	0	0	0	0
2007 Green Bay	2/2	11	8	3	0.0	1	1	0	0
NFL totals: 8 years	6/5	27	20	7	3.0	1	1	0	0



FREDDY KEIAHO

LINEBACKER

5-11 • 226 LBS. • SAN DIEGO STATE
BORN DECEMBER 18, 1982 • VENTURA, CALIFORNIA
ACQ. FREE AGENT 2010 • EXP: 5TH YEAR

GAMES PLAYED/STARTED: 2006 (14/0, 4/0), 2007 (11/11, 1/1), 2008 (14/14, 1/1), 2009 (16/2, 3/0)

NFL TOTALS: 55 games, 27 starts

POSTSEASON TOTALS: 9 games, 2 starts

TRANSACTIONS: Originally drafted by Indianapolis in the third round (94th overall) of the 2006 draft ... Signed by Jacksonville as a free agent on 4/30/10.

PRO: Fifth-year linebacker has played in 55 games with 27 starts ... Was originally a third-round draft pick of the Colts in 2006 ... Career totals include 250 tackles, 1.5 sacks, two forced fumbles, four fumble recoveries and one INT ... Added 29 special teams tackles ... Has played in nine postseason games with two starts ... Had back-to-back seasons of 100-plus tackles including a career-high 114 in 2008 ... Member of Super Bowl champions in 2006 and has played in two Super Bowls ... Was teammate of Jaguars LBs Kirk Morrison and Russell Allen at San Diego State ...

2009: Played in all 16 games with two starts ... Finished with 26 tackles (17 solo), one sack, two QB pressures, two fumble recoveries and one pass defended ... Contributed 14 special teams tackles ... Started at MLB on **9/27 at ARI** and finished with four tackles and one QB pressure ... Made six tackles, one sack and one fumble recovery in start on **10/4 vs. SEA** ... Posted a season-high four special teams tackles on **11/1 vs. SF** ... Made one tackle and recovered a fumble on special teams on **11/22 at BAL** ... Had six tackles, one pass defended and two special teams tackles on **1/3 at BUF** ... Saw action on special teams on **1/16 vs. BAL** in AFC Divisional Playoffs and had two special teams tackles ... Made two special teams tackles on **1/24 vs. NYJ** in AFC Championship game ... Played on special teams in Super Bowl XLIV on **2/7 vs. NO** ...

2008: Started 14 games at WLB ... Was inactive on **11/2 vs. NE** and **12/23 vs. TEN** ... Ranked second on team with career-high 114 tackles (72 solo) and contributed two fumble recoveries and two QB pressures ... Added one special teams tackle ... Registered 10-plus tackles in four games ... Led team with 14 tackles (nine solo) in season-opener on **9/7 vs. CHI** ... Tallied team-high 10 tackles (eight solo) on **9/14 at MIN** ... Tied for

team lead with 13 tackles on **9/21 vs. IND** ... Totaled seven tackles and recovered a fumble on **10/12 vs. BAL** ... Had team-high 12 tackles (10 solo) on **11/23 at SD** ... Finished with team-high nine tackles and one fumble recovery on **12/14 vs. DET** ... Started at MLB on **1/3 at SD** in AFC Wild Card and totaled three solo tackles ...

2007: Made 11 starts at WLB ... Was inactive for five games ... Ranked fifth on team with 101 tackles (58 solo) along with one INT and three passes defended ... Recorded 10-plus tackles in five games ... Began season with eight tackles and one INT on **9/6 vs. NO** ... Registered 13 tackles on **9/30 vs. DEN** ... Finished with double-digit tackles in three consecutive games: 12 on **11/18 vs. KC**, 11 on **11/22 at ATL** and **12/2 vs. JAX** ... Made career-high 16 tackles on **12/16 at OAK** ... Started at WLB on **1/13 vs. SD** in AFC Divisional game and made four tackles ...

2006: Appeared in 14 games as a reserve LB and on special teams ... Totaled nine tackles (four solo) and two forced fumbles ... Finished with 14 special teams tackles ... Saw extensive action at MLB for injured Gary Brackett on **11/5 at NE** and had seven tackles ... Forced a fumble on **11/12 vs. BUF** and **11/26 vs. PHI** ... Saw action on **1/6 vs. KC** in AFC Wild Card ... Saw action as reserve LB and on special teams in AFC Divisional game on **1/13 at BAL** and **1/21 vs. NE** in AFC Championship game ... Saw action on special teams on **2/4 vs. CHI** in Super Bowl XLI win.

COLLEGE: Four-year letterman, playing in 41 games with 11 starts at MLB ... Began career as a FB ... Totaled 154 tackles (98 solo), 2.5 sacks, 17 tackles for loss, one forced fumble, two fumble recoveries, four passes defended, one INT and four blocked kicks ... Started all 11 games as a senior and made 113 tackles (68 solo) ... Added one

COACHES

SCOUTS

STAFF

PLAYERS

HISTORY

RECORDS

MISC.



sack, 11.5 tackles for loss, one forced fumble, two fumble recoveries, four passes defended and one INT ... Returned a blocked punt for a 34-yard TD ... Named All-Mountain West Conference first-team ... Appeared in 11 games as a junior and had 25 tackles and 4.5 tackles for loss ... Played in eight games as a sophomore and totaled seven tackles and one sack ... Saw action in 11 games as a freshman, mainly on special teams ... Redshirted as a freshman in 2001 ... Majored in political science.

PERSONAL: Married (Traci) ... Resides in Ventura, Calif. ... Born in Suva, Fiji ... Attended Buena High School (Calif.) ... Three-year starter at RB ... Led team to three Channel League titles and was named 2000 Channel League Defensive Player of the Year as LB ... Rushed for 4,165 yards and 57 TDs including 2,157 yards and 29 TDs as a senior ... Brother, George, played football at Washington University ... Full name: Naivote Taulawekeiaho.

FREDDY KEIAHO'S REGULAR SEASON STATISTICS

TACKLES	GP/GS	TKL	SOLO	ASST	ST	SACKS	FF	FR	INT	PD
2006 Indianapolis	14/0	9	4	5	14	0.0	2	0	0	0
2007 Indianapolis	11/11	101	58	43	0	0.5	0	0	1	3
2008 Indianapolis	14/14	114	72	42	1	0.0	0	2	0	0
2009 Indianapolis	16/2	26	17	9	14	1.0	0	2	0	1
NFL totals: 4 years	55/27	250	151	99	29	1.5	2	4	1	4

FREDDY KEIAHO'S POSTSEASON STATISTICS

TACKLES	GP/GS	TKL	SOLO	ASST	ST	SACKS	FF	FR	INT	PD
2006 Indianapolis	4/0	1	1	0	0	0.0	0	0	0	0
2007 Indianapolis	1/1	4	3	1	0	0.0	0	0	0	0
2008 Indianapolis	1/1	3	3	0	0	0.0	0	0	0	0
2009 Indianapolis	3/0	0	0	0	4	0.0	0	0	0	0
NFL totals: 4 years	9/ 2	8	7	1	4	0.0	0	0	0	0

TERRANCE KNIGHTON **96**
DEFENSIVE TACKLE

6-3 • 336 LBS. • TEMPLE
BORN JULY 4, 1986 • HARTFORD, CONNECTICUT
ACQ. 3RD ROUND OF 2009 DRAFT • EXP.: 2ND YEAR

GAMES PLAYED/STARTED: 2009 (16/16)

NFL TOTALS: 16 games, 16 starts

POSTSEASON TOTALS: 0 games, 0 starts

TRANSACTIONS: Originally drafted in the third round (72nd overall) of the 2009 draft.

PRO: Strong, powerful DT who started all 16 games as a rookie ... Joined CB Derek Cox as first pair of rookies in franchise history to start all 16 games in the season ... Totaled 53 tackles, six tackles for loss and 1.5 sacks ... Selected with the first of back-to-back third-round picks ... Was one of nine DTs selected in the first three rounds and was the only one to start every game ... First player drafted by the Jaguars from Temple, and highest-drafted defensive tackle by the club since 2002 (John Henderson) ... Highest-drafted player from Temple since Lance Johnstone was selected with the 57th pick by Oakland in 1996 and first player drafted since 2005 (LB Rian Wallace, 2005) ...

2009: Started all 16 games at DT, the most by a rookie DL in franchise history ... Only DL lineman to start every game in 2009 and one of only two rookies (CB Derek Cox) ... Finished with 53 tackles, 1.5 sacks, six tackles for loss, two QB pressures and one forced fumble ... **9/13 at IND:** Made NFL debut and finished with four tackles while playing all 53 snaps. Was first rookie to start at DT on opening day in franchise history ... **9/27 at HOU:** Totaled four tackles ... **10/11 at SEA:** Registered three tackles including one for loss ... **11/1 at TEN:** Tallied career-high 10 tackles (seven solo) including one for loss on 49 snaps ... **11/8 vs. KC:** Teamed up with Daryl Smith to sack



Matt Cassel in the fourth quarter ... **11/22 vs. BUF:** Totaled two solo tackles and a forced a fumble ... **12/13 vs. MIA:** Made three tackles and sacked Chad Henne for a five-yard loss in the third quarter. Recovered a fumble on Derek Cox's INT return in the fourth quarter ... **12/17 vs. IND:** Made 14th start of the season, most by a rookie DL in team history, and finished with five tackles ... **1/3 at CLE:** Totaled seven tackles including a team-high four tackles for loss on 49 snaps.

COLLEGE: Three-year starter at Temple who saw significant action as a true freshman ... Played in 46 games with 34 starts and had 26.0 tackles for loss ... Had six career fumble recoveries and blocked four kicks ... Played in all 12 games with 11 starts as a senior and served as team captain ... Also saw action on the field goal and PAT units ... Finished with 54 tackles (35 solo), 75 tackles for loss, five passes defended, team-high three fumble recoveries and one sack ... Played in all 12 games with 11 starts as a junior ... Named team's defensive MVP ... Finished with 8.5 tackles for loss and a team-high three fumble recoveries ... Led

team with three blocked kicks ... Played in 12 games with 11 starts as a sophomore ... Made 57 tackles (32 solo), 6.5 tackles for loss, three sacks, two forced fumbles, two QB pressures and four passes defended ... Appeared in 10 games as a true freshman and made one start ... Finished with 17 tackles (10 solo), 3.5 tackles for loss and one forced fumble ... One of only 11 true freshmen to see action and one of five to earn starts ... Earned degree in criminal justice ...

PERSONAL: Single ... Resides in Jacksonville, Fla. ... Attended Milford Academy (prep school) in New Berlin, New York in 2004 ... Was two-year letterman at Windsor High School, playing TE and DE ... Earned all-state honors in 2003 ... Finished with 30 receptions for 400 yards and four TDs as a junior ... Elected to the Rhode Island-Connecticut All-Star Game ... Named All-CCC West League as a basketball player ... Nicknamed 'Pot Roast' ... Visited Liberty Pines Elementary to speak with students ... Made several appearances in 2010 as part of Team Teal initiative ... Son of Rochelle Knighton ... Full name is Terrance Knighton.

TERRANCE KNIGHTON'S REGULAR SEASON STATISTICS

TACKLES	GP/GS	TKL	SOLO	ASST	SACKS	FF	FR	PD	TFL
2009 Jacksonville	16/16	53	29	24	1.5	1	0	1	6



GAMES PLAYED/STARTED: 2004 (16/16), 2005 (5/0), 2006 (4/0), 2007 (16/0), 2008 (4/0)

NFL TOTALS: 45 games, 16 starts

POSTSEASON TOTALS: 0 games, 0 starts

TRANSACTIONS: Originally drafted by Detroit in the second round (37th overall) of the 2004 draft ... Signed by Tampa Bay as an unrestricted free agent on 3/5/08 ... Released on 7/24/08 ... Signed by Buffalo as free agent on 11/7/08 ... Signed by Jacksonville as free agent on 5/10/10.

PRO: Sixth-year LB has spent time with Detroit, Tampa Bay and Buffalo, playing in 45 games with 16 starts ... Career totals include 165 tackles (108 solo), two INTs, two forced fumbles, three passes defended and one sack ... Added 27 special teams tackles ... Was a second-round pick of the Lions in 2004 and started all 16 games as a rookie ... Slowed by injuries in 2005 and 2006 ... Did not play in 2009 ... Earned

first-team All-America honors as a senior at Oklahoma and named Dick Butkus Award winner for nation's top linebacker and Bednarik Award winner for nation's top defensive player ...

2009: Was not on an NFL roster ... Played in UFL for Las Vegas franchise ...

2008: Played in four games for Buffalo,



mainly on special teams ... Spent pre-season with Detroit before being released on Aug. 8 ... Signed as free agent with Bills on Nov. 7 ... Finished with four special teams tackles ... Was inactive for four games ...

2007: Appeared in all 16 games for Detroit ... Finished with 22 tackles and 10 special teams tackles ... **9/9 at OAK:** Made one solo tackle and one special teams tackle ... Had one special teams tackle on **9/23 at PHI** and **9/30 vs. CHI** ... Totaled eight tackles along with one special teams tackle and forced a fumble ... **11/4 vs. DEN:** Posted six tackles ... Made three special teams tackles on **12/9 vs. DAL** and **12/30 at GB** ...

2006: Played in four games and totaled eight tackles and five special teams tackles ... Missed first seven games after being placed on Reserve/Physically Unable to Perform List on Aug. 30 with foot injury ... Activated from Reserve/PUP list on Nov. 4 ...

2005: Appeared in five games and was inactive for five games ... Finished with 15 tackles, one INT, one pass defended and two special teams tackles ... Was placed on injured reserve on Nov. 21 after suffering an ankle injury on **10/30 vs. CHI** ...

2004: Started all 16 games as a rookie, the only rookie NFL LB to accomplish the feat in 2004 ... Finished with a career-high 120 tackles, the second-most on the team, along with one sack, two passes defended, two forced fumbles and six special teams tackles ... Logged a total of 1,225 plays (1,054 on defense and 171 on special teams), more than any other member of the team.

COLLEGE: Started 38 of 51 games ... Career totals included 323 tackles (209 solo), six sacks, 47 tackles for loss, 17 QB

pressures, four INTs, 16 passes defended, four forced fumbles and two fumble recoveries ... As a senior was consensus All-America first-team selection and winner of Dick Butkus Award (nation's top linebacker) and Bednarik Award (nation's top defensive player), and was unanimous All-Big 12 Conference first-team selection ... Named Chevrolet National Defensive Player of the Year as a junior and was one of three finalists for Butkus Award ... Added first-team All-America honors by The NFL Draft Report, Associated Press, Walter Camp and The Sports Network ... Named Big 12 Defensive Player of the Year by The Sports Network as a junior along with All-Big 12 Conference first-team honors.

PERSONAL: Single ... Resides in Tulsa, Okla. ... Attended Fort Gibson High (Okla.) where he was a Prep Star and Super Prep All-America choice as a senior ... Ranked as the sixth-best player in the state by FirstDown Publications and also ranked as the 40th best LB in the nation ... Played LB and FB and led team to 13-1 record and appearance in Class 4A title game ... Finished senior season with 151 tackles, three INTs, two sacks and three forced fumbles ... Ranked third in the state in rushing with 1,252 yards and 16 TDs on 206 carries ... Also handled the punting duties for the team with a 39.6 average ... Enjoyed watching Bo Jackson growing up ... Retreats back to Oklahoma in the off-season and spends time at Tenkiller Ferry Lake ... In 2004, a four-lane expressway in his hometown of Ft. Gibson was renamed the Teddy Lehman Expressway ... Would like to go into coaching and real estate following his playing days ... Participated in the 2005 United Way Hometown Huddle by working with local high school students to sort and package donated items for area non-profit agencies for the holiday season ... Full name: Teddy Lehman.

TEDDY LEHMAN'S REGULAR SEASON STATISTICS

TACKLES	GP/GS	TKL	SOLO	ASST	ST	SACKS	FF	FR	INT	PD
2004 Detroit	16/16	120	80	40	6	1.0	2	0	1	2
2005 Detroit	5/0	15	10	5	2	0.0	0	0	1	1
2006 Detroit	4/0	8	4	4	5	0.0	0	0	0	0
2007 Detroit	16/0	22	14	8	10	0.0	0	0	0	0
2008 Buffalo	4/0	0	0	0	4	0.0	0	0	0	0
2009	did not play									
NFL totals: 5 years	45/16	165	108	57	27	1.0	2	0	2	3
INTERCEPTIONS	GP/GS	NO	YDS	AVG	LG	TD				
2004 Detroit	16/16	1	1	1.0	1	0				
2005 Detroit	5/0	1	17	17.0	17	0				
NFL totals: 5 years	45/16	2	18	9.0	17	0				



MARCEDES LEWIS

TIGHT END

6-6 • 275 LBS. • UCLA
 BORN MAY 19, 1984 • LONG BEACH, CALIFORNIA
 ACQ. 1ST ROUND OF 2006 DRAFT • EXP: 5TH YEAR

GAMES PLAYED/STARTED: 2006 (15/3), 2007 (16/16, 2/2), 2008 (16/15), 2009 (15/15)

NFL TOTALS: 62 games, 49 starts

POSTSEASON TOTALS: 2 games, 2 starts

TRANSACTIONS: Originally drafted in the first round (28th overall) of the 2006 draft.

PRO: Has emerged as one of the NFL's top tight ends with his ability to stretch the field in the passing game and physical presence in the running game ... Has started 49 of 62 games since being selected with club's first-round pick in 2006 ... Career totals include 123 receptions for 1,524 yards (12.4 avg.) with seven TDs ... Recorded 14 career receptions of 25-plus yards, the most by a Jaguars TE in team history ... Ranked first in the NFL in 2009 among tight ends with 16.2 avg. per reception (32-518) and fourth with eight receptions of 25-plus yards ... One of only three tight ends in franchise history and 12 players overall with 100-plus receptions ... Produced career-high numbers in 2008 with 41 receptions and followed with career-high 518 receiving yards in 2009... Has missed only two games in his career ... Hampered by injuries as a rookie but was only player in 2007 to start all 16 games ... Named to Player Leadership Council in 2008 ... Highest drafted TE in Jaguars history ... Winner of 2005 Mackey Award, given to nation's top collegiate TE ... Second TE taken in 2006 draft behind Maryland's Vernon Davis (6th overall) ... Was teammate of Jaguars RB/KR Maurice Jones-Drew at UCLA ... Former basketball player who was heavily recruited in college ...

2009: Started 15 games at TE and produced career-high 518 yards on 32 receptions for two touchdowns ... Led team with 16.2 average per reception, the highest average per reception among NFL tight ends ... Tied for team-lead and ranked fourth among NFL tight ends with career-high eight receptions of 25-plus yards, the most in a season by a Jaguars TE ... Recorded the four longest receptions of his career ... Sustained a head injury in week 16 and was inactive for the season-finale ... **9/13 at IND:** Had three receptions for 23 yards in season-opener ... **9/20 vs. ARI:**

Posted three receptions for 62 yards with a 25-yard TD reception ... **10/4 vs. TEN:** Had four receptions for career-high 76 yards and became only third TE (Pete Mitchell, Kyle Brady) to surpass 100 career receptions. Recorded a 33-yard TD pass from David Garrard ... **10/11 at SEA:** Finished with three receptions for 13 yards ... Recorded 20-yard reception late in the third quarter on **11/1 at TEN** ... **11/15 at NYJ:** Registered 58 yards on two receptions including a 33-yard reception on the game-winning drive in the fourth quarter. Made an acrobatic 25-yard catch in the second quarter ... **11/22 vs. BUF:** Finished with 70 yards on three receptions including a 35-yard catch in the fourth quarter. The 70 yards marked the second-most of his career. The 35-yard reception tied Kyle Brady (6, 2000) for the most receptions of 25-plus yards in a season by a TE ... **11/29 at SF:** Totaled three receptions for 40 yards including a 22-yard grab in the third quarter ... **12/6 vs. HOU:** Hooked up with Garrard for a career-long 47-yard reception in the first quarter, the third-longest reception by a TE in team history ... **12/17 vs. IND:** Produced 53 yards on four receptions with a long of 25 yards. Established a career-high for single-season receiving yards ... **12/27 at NE:** Sustained head injury in the first quarter and did not return ...

2008: Played in all 16 games for the second consecutive season and made 15 starts ... Finished with a career-high 41 receptions for 489 yards and two TDs ... Became first Jaguars TE since Kyle Brady (43, 2002) to have 40-plus receptions in a season and had the most receiving yards by a tight end since 2000 (Brady, 729) ... Had four-plus receptions in five games and finished with a reception of 19-plus yards in eight of the last 12 games ... Selected to USA Today All-Joe Team, which goes to players and coaches who have over-

COACHES

SCOUTS

STAFF

PLAYERS

HISTORY

RECORDS

MISC.



achieved and are often overlooked ... **10/5 vs. PIT:** Scored first TD of the season on a 24-yard pass from David Garrard ... **10/12 at DEN:** Registered second straight game with a TD with 30-yard reception for the game-winning score. Finished with three receptions for 64 yards ... Recorded four receptions for 64 yards on **11/9 at DET** ... Posted four receptions for 41 yards on **11/23 vs. MIN** ... Made season-high six receptions for 55 yards on **12/18 vs. IND** ...

2007: Started a career-high 16 games and both playoff games ... Finished with then career-high 37 receptions for 391 yards and two TDs ... Only player to start all 16 games ... Helped pave the way for the Jaguars to rank second in the NFL with 2,391 rushing yards (149.4 avg.), the second-most in team history ... **9/9 vs. TEN:** Tied for team-lead with four receptions for 35 yards ... **9/23 at DEN:** Led team with three receptions for 44 yards ... **11/18 vs. SD:** Scored first TD of the season on pass from David Garrard ... **11/25 vs. BUF:** Recorded career-high five receptions for 57 yards ... **12/2 at IND:** Tied career-high with five receptions including a two-yard TD pass ... **1/5 at PIT:** Started at TE in AFC Wild Card game and totaled two receptions for 16 yards in first career postseason game ... **1/12 at NE:** Led team with 74 receiving yards on four receptions in AFC Divisional game ...

2006: Played in 15 games with three starts ... Totaled 13 receptions for 126 yards and one TD ... Missed final three preseason games after suffering ankle injury in preseason opener **8/12 at MIA** and was inactive for season-opener on **9/10 vs. DAL** ... **10/1 at WAS:** Registered 31-yard yard catch ... **10/8 vs. NYJ:** Made first career start ... **11/26 at BUF:** Scored first career TD on one-yard pass from David Garrard.

COLLEGE: Winner of 2005 Mackey Award, given to nation's top TE ... Started 32 of 49 games in four seasons ... Set school record for TEs with career totals of 126 receptions for 1,571 yards and 21 TDs ... Unanimous All-America and All-Pac 10 selection as a

senior, finishing with 59 receptions for 741 yards and 10 TDs ... Second among Division I-A TEs with 4.8 receptions per game as a senior ... Started 10 of 12 games as a junior and recorded team-high seven receiving TDs .. Started eight of 13 games as a sophomore and ranked second on team with 30 receptions for 377 yards and three TDs ... Appeared in all 12 games with two starts as a true freshman ... Majored in history.

PERSONAL: Single ... Resides in Long Beach, Calif. ... Attended Poly (Long Beach, Calif.) High ... Was heavily recruited in basketball after lettering for three years ... Played QB as a freshman before moving to TE for final three seasons ... Named Parade All-America, Super Prep Elite 50 and Super Prep All-America as senior ... Had 44 receptions for 710 yards and seven sacks as a DE as a senior ... Supports the charitable efforts of his teammates ... Honored with 2008 Morgan Stanley Barney Community Leader of the Year Award for his work in the community ... Supports the Jacksonville Jaguars Foundation Playbooks reading initiative ... Is a frequent visitor to the Jacksonville Humane Society where he was guest at Camp Kindness in 2009 and served as judge at the 2010 Fur Ball Gala ... Has an English Mastiff, Crush ... Established the Mercedes Lewis Foundation in 2009 to support youth by awarding scholarships to those that wouldn't be able to participate in sports without financial assistance. The ultimate goal is to send a child from Long Beach to college on a full scholarship on an annual basis ... Served as guest speaker the last two years to graduating class at Long Beach Poly ... Hosted youth football camp the last two years at Long Beach State University. ... Participated both financially and in person at the 2009 Shop with a Jock event at Wal-Mart where more than 50 children from the Bridge of Northeast Florida and the Mali Vai Washington Kids Foundation were treated to a shopping spree ... Says of his mother, Yvonne Withers, "the strongest person I know" as she gave birth to him at 15 years old ... Full name: Mercedes Alexis Lewis.

MARCEDES LEWIS' REGULAR SEASON STATISTICS

RECEIVING	GP/GS	NO	YDS	AVG	LG	TD
2006 Jacksonville	15/3	13	126	9.7	31	1
2007 Jacksonville	16/16	37	391	10.6	25	2
2008 Jacksonville	16/15	41	489	11.9	30t	2
2009 Jacksonville	15/15	32	518	16.2	47	2
NFL totals: 4 years	62/49	123	1,524	12.4	47	7

MARCEDES LEWIS' POSTSEASON STATISTICS

RECEIVING	GP/GS	NO	YDS	AVG	LG	TD
2007 Jacksonville	2/2	6	90	15.0	34	0



VINCE MANUWAI

GUARD

6-2 • 333 LBS. • HAWAII
 BORN JULY 12, 1980 • HONOLULU, HAWAII
 ACQ. 3RD ROUND OF 2003 DRAFT • EXP: 8TH YEAR

GAMES PLAYED/STARTED: 2003 (15/14), 2004 (16/16), 2005 (16/16, 1/1), 2006 (16/16), 2007 (15/15, 2/2), 2008 (1/1), 2009 (16/16)

NFL TOTALS: 95 games, 94 starts

POSTSEASON TOTALS: 3 games, 3 starts

TRANSACTIONS: Originally drafted in the third round (72nd overall) of the 2003 draft.

PRO: Veteran guard enters his eighth season ... Has started 94 of 95 games including a streak of 68 consecutive starts ... Started 11 of the 19 200-plus rushing games in franchise history including three of the top five ... Missed multiple games in a season for the first time in 2008 after suffering a torn ACL in the season-opener but returned to start all 16 games in 2009 ... Had missed only two career games prior to 2008... Jaguars ranked third in the NFL in rushing from 2003-09 with a 130.5 average ... Played major role on offensive line that helped Jaguars rush for the two highest single-season totals in franchise history in 2006 and 2007 including a single-season franchise record 2,541 rushing yards in 2006 ... Considered one of the steals of the 2003 draft ... Third-round pick was the second guard drafted after Eric Steinbach (second round, Bengals) ... First player drafted by the Jaguars out of Hawaii ... Second-highest drafted guard ever by Jaguars (Brad Meester, 60th in 2000) ...

2009: Started all 16 games at LG for the fourth time in seven seasons ... Part of OL that helped record 11 100-yard rushing games and tied for sixth in NFL with 19 rushing TDs ... Offense finished seventh in the AFC, 10th in the NFL, with 126.8 rushing yards per game... Paved the way for 185 rushing yards and 399 yards of total offense in win on **9/27 at HOU** ... Helped offense to 442 yards of offense on **10/4 vs. TEN** and season-high 492 yards on **10/18 vs. STL**. The 492 yards were the fourth-most in team history ... **11/1 at TEN:** Paved the way for season-high 217 rushing yards on 16 carries (13.6 avg.), the highest average per rush in the NFL since the 1970 merger ... Offense produced 426 total yards including 173 on the ground on **11/8**

vs. KC ...

2008: Started at LG in season-opener on **9/7 at TEN** but suffered a torn ACL in the second quarter. Was placed on injured reserve on Sept. 9 ...

2007: Started 15 games at LG and did not miss a snap ... Dressed but was rested in regular season finale on **12/30 at HOU**, ending his then longest active streak of 68 consecutive starts ... Named to USA Today All-Joe Team which honors coaches and players who have overachieved and are often overlooked ... Part of offensive line that allowed only 31 sacks, the third-fewest in team history ... Jaguars ranked second in the NFL with 2,391 rushing yards (149.4 avg.), the second-most in team history ... **10/14 vs. HOU:** Helped offense rush for 244 yards on only 26 carries (9.4 avg.), the highest single-game average in franchise history ... Member of offensive line that did not allow a sack in back-to-back games for the first time in franchise history on **12/9 vs. CAR** and **12/16 at PIT** ... Protected QB David Garrard who set single-season franchise record for passer rating (102.2) and highest completion percentage (64.0) ... Helped Fred Taylor earn the first Pro Bowl trip of his career ... Started AFC Wild Card game on **1/5 at PIT** and AFC Divisional Playoff game on **1/12 at NE** ...

2006: Started all 16 games at LG ... Did not miss a snap in 14 games ... Jaguars set a single-season franchise record for rushing yards with 2,541, averaging 158.8 yards per game, and allowed only 30 sacks ... **12/10 vs. IND:** Part of offensive line that led Jaguars to a franchise-record 375 rushing yards ...



2005: Started every game at LG for the second consecutive year ... One of only two offensive linemen who started every game, along with RT Maurice Williams ... **11/20 at TEN:** Caught first career pass for minus-one yard on a deflection ... **1/7 at NE:** Made first career playoff start in AFC Wild Card game ...

2004: Started every game at LG ... One of four offensive linemen who started every game, along with RT Maurice Williams, RG Chris Naeole and C Brad Meester ... **10/17 vs. KC:** Started first half but left after suffering a knee sprain ... **11/28 at MIN:** Missed two series with an ankle sprain ...

2003: Only sixth Jaguars rookie to start season-opener on offense ... Started 14 of 15 games played ... Allowed only five sacks and had just three penalties called against him ... Part of offensive line that surrendered a franchise-low 28 sacks and paved the way for running back Fred Taylor to rush for a franchise-record 1,572 yards ... Became only sixth Jaguars rookie to start on opening day. Rotated in lineup with Jamar Nesbit ... Missed game for the first time **11/16 at TEN.**

COLLEGE: Three-year starter who could play any position on the line ... Did not allow a QB sack in last 35 games as a starter ... All-America first-team choice by

College Football News as a senior ... Majored in sociology.

PERSONAL: Married (Jaime) with daughters Kawaiipiilama (8) and Keauhoukaka (3) and sons Kalamaiakapo (12), Lototoa (6) and Taimua (4) ... Lives in Jacksonville ... Attended Farrington High in Honolulu ... Earned three letters in both football and track and two letters in basketball and one in paddling ... All-State pick in football ... First-team All-League in discus ... Supports and attends team sponsored events including Draft Day Fan Fest, Jaguars Readers party, annual Pep Rally, Food Drive and Operation Blessing ... Actively supports the charitable efforts of his teammates ... Supports Jacksonville Jaguars Foundation Playbooks reading initiative ... Enjoys interacting with kids and visiting local community agencies ... Supports and attends annual youth football camp in Honolulu ... Regular visitor to Children's Home Society of Florida and hosted a Bar-B-Que for the group in May 2009 ... Participated both financially and in person at the 2009 Shop with a Jock event at Wal-Mart where more than 50 children from the Bridge of Northeast Florida and the Mali Vai Washington Kids Foundation were treated to a shopping spree ... Full name: Vincent Keoni Manuwai ... Last name pronounced: MAH-new-wye.

JAGUARS TOP ATTENDED GAMES

TOP HOME ATTENDANCES

ATTENDANCE	DATE	OPPONENT	W/L	SCORE
76,877	Dec. 5, 2004	Pittsburgh Steelers	L	16-17
75,206	Jan. 23, 2000 *	Tennessee Titans	L	14-33
75,173	Jan. 15, 2000 *	Miami Dolphins	W	62-7
74,143	Dec. 28, 1998	Pittsburgh Steelers	W	21-3
74,051	Oct. 12, 1998	Miami Dolphins	W	28-21
73,446	Dec. 7, 1997	New England Patriots	L	20-26

TOP ROAD ATTENDANCES

ATTENDANCE	DATE	OPPONENT	W/L	SCORE
89,450	Oct. 1, 2006	Washington Redskins	L (ot)	30-36
78,817	Jan. 10, 1999 *	New York Jets	L	24-34
78,337	Nov. 3, 2002	New York Giants	L	24-17
78,216	Oct. 11, 1999	New York Jets	W	16-6
77,934	Sept. 15, 2002	Kansas City Chiefs	W	23-16
77,924	Dec. 23, 2000	New York Giants	L	25-28

* Playoff game

COACHES

SCOUTS

STAFF

PLAYERS

HISTORY

RECORDS

MISC.



RASHEAN MATHIS

CORNERBACK

6-1 • 193 LBS. • BETHUNE-COOKMAN
BORN AUGUST 27, 1980 • JACKSONVILLE, FLORIDA
ACQ. 2ND ROUND OF 2003 DRAFT • EXP.: 8TH YEAR

GAMES PLAYED/STARTED: 2003 (16/16), 2004 (16/16), 2005 (16/16,1/1), 2006 (16/16), 2007 (14/14, 2/2), 2008 (12/12), 2009 (10/10)

NFL TOTALS: 100 games, 100 starts

POSTSEASON TOTALS: 3 games, 3 starts

TRANSACTIONS: Originally drafted in the second round (39th overall) of the 2003 draft.

PRO: Veteran cornerback has started 100 games since joining the club as a second-round pick in 2003 ... Owns franchise records with 28 career INTs, three INT returns for touchdowns, 487 INT return yards and 32 takeaways ... One of nine players in team history to start 100 games ... Career totals include 443 tackles (334 solo), four forced fumbles, four fumble recoveries, 84 passes defended, 12 tackles for loss and one sack... Added 10 special teams tackles ... Ranked tied for sixth in the NFL from 2004-09 with 26 INTs ... Has led the Jaguars in INTs in four of the last six seasons ... Added one kickoff return and six punt returns ... Recorded two INT returns for TDs in 2008, tied for the second-most in the NFL and tied Aaron Beasley (1999) for the single-season franchise record ... Became first Jaguars CB to be voted to the Pro Bowl as he was named a starter in 2006 and was named a first alternate in 2007 ... Started 74 consecutive games to begin his career before missing two games in 2007 with a groin injury, the second-longest streak in franchise history ... Recorded three of the four longest INT returns in franchise history including a 72-yard return for a score against Pittsburgh on Oct. 5, 2008, the second-longest in team history ... Owns two of the three top marks for INT return yards in a season including the second-most of 151 in 2008 ... Has recorded four two-INT games ... Had two INTs on back-to-back possessions including one for a TD in 2007 postseason win at Pittsburgh, the Jaguars' first postseason win since 1999 ... Part of defense that set the franchise record for INTs in 2006 and 2007 with 20 ... Tied for third in the NFL with a team-record eight INTs in 2006 ... Became only fifth Jaguar to make 16 starts as a rookie, starting first six games at free safety and

10 at CB ... Native of Jacksonville and first player chosen by Jaguars out of Bethune-Cookman ... Fourth-highest defensive back ever chosen by Jaguars behind Donovan Darius (No. 25 in 1998), Fernando Bryant (No. 26 in 1999), and Reggie Nelson (No. 21 in 2007) ... Was one of college football's best ever at intercepting the football (14 in 2002, 31 total) ... Native of Jacksonville played football at Englewood High School ...

2009: Made 10 starts at LCB and missed six games due to injuries ... Totaled 40 tackles, three INTs, seven passes defended, two forced fumbles and one QB pressure ... Ranked second on the team with three INTs and four takeaways and tied for team-lead in passes defended ... Served as team captain ... **9/13 at IND:** Played all 70 snaps and finished with three tackles and two passes defended ... **9/20 vs. ARI:** Had six tackles, one forced fumble and one fumble recovery ... **9/27 at HOU:** Recorded a takeaway in his second consecutive game with an INT of Matt Schaub on the opening drive of the game ... **10/11 at SEA:** Totaled seven tackles and one pass defended on 60 plays ... **10/18 vs. STL:** Intercepted Marc Bulger in the end zone in the first quarter ... **11/1 at TEN:** Inactive (finger) ... **11/8 vs. KC:** Played all 59 snaps and had three solo tackles and one pass defended ... **11/15 at NYJ:** Intercepted Mark Sanchez on the first play of the game and forced a Braylon Edwards fumble in the third quarter that was recovered by Clint Ingram ... Missed four consecutive games with a groin injury, **11/22 vs. BUF, 11/29 at SF, 12/6 vs. HOU and 12/13 vs. MIA** ... **12/17 vs. IND:** Returned to the lineup and had six tackles on 52 snaps ... **12/27 at NE:** Played only 27 snaps and made two tackles ... Was



inactive (groin) for the season-finale on **1/3 at CLE** ...

2008: Started first 12 games at LCB before suffering a season-ending knee injury on Dec. 1 at Houston ... Served as team captain ... Tied for team-lead with four INTs for a team-high 151 return yards and returned two for TDs ... The two returns for TDs tied for first in the AFC and second in the NFL, and the 151 return yards ranked fifth in the NFL ... Finished with 33 solo tackles, one sack, one forced fumble, one fumble recovery and five passes defended ... **9/21 at IND:** Recorded first INT of the season off Peyton Manning and returned it 61 yards for a TD, the third-longest INT return in franchise history, in 23-21 win ... **9/28 vs. HOU:** Left game in the second quarter with a bruised shin and did not return ... **10/5 vs. PIT:** Picked off Ben Roethlisberger and returned it 72 yards for a TD, setting a franchise record with his third career INT return for a score. The 72-yard return was the second-longest in team history ... **10/12 at DEN:** Recovered a fumble off Jay Cutler in the second quarter ... **11/9 at DET:** Made third INT of the season off Daunte Culpepper on the opening drive ... **11/23 vs. MIN:** Had five solo tackles including his first career sack ... **12/1 at HOU:** Stepped in front of a Sage Rosenfels pass in the first half for his first career INT against the Texans. Suffered a sprained knee just before halftime and did not return ... Was placed on injured reserve for first time in career on Dec. 5 ...

2007: Started all 14 games played and both postseason games ... Finished with 67 tackles (47 solo), one INT, seven passes defended, one fumble recovery and two tackles for loss ... Named first alternate for Pro Bowl ... Did not miss a snap in 10 of 14 games ... **9/9 vs. TEN:** Registered six tackles and only INT of the season as he picked off Vince Young and returned it 23 yards ... **9/23 at DEN:** Had three solo tackles and recovered one fumble ... **10/28 at TB:** Broke up pass attempt on fourth down to end the game and tipped a ball earlier in the game that was intercepted by Reggie Nelson ... **11/18 vs. SD:** Left game with a groin injury and did not play in the second half ... **11/25 vs. BUF:** Was inactive with groin injury, ending a streak of 74 consecutive starts. Marked first time he missed a game ... **12/2 at IND:** Returned to lineup and made two tackles ... **12/30 at HOU:** Was healthy deactivation in regular season finale ... **1/5 at PIT:** Started at LCB in AFC Wild Card game and tied a team-record with two INTs. Returned first INT of Ben Roethlisberger a team-record 63 yards

for a TD. Intercepted his second pass on the ensuing possession. Totaled four tackles (three solo) and one pass defended. Joined Aaron Beasley (1/15/00) as the only Jaguars to have two INTs in a postseason game ... **1/12 at NE:** Started at LCB and recorded six solo tackles in AFC Divisional Playoff game ...

2006: Started all 16 games at LCB for the third straight season, his fourth straight with 16 starts overall ... Voted as starter for Pro Bowl and was named to Associated Press All-Pro team ... Recorded 71 tackles (54 solo) and team-record eight INTs for 146 INT return yards ... The eight INTs surpassed the previous single-season record of six set by Aaron Beasley (1999) and Marlon McCree (2002) ... The 146 INT return yards ranked second in team history ... Helped club set a franchise record with 20 INTs, one year after tying the franchise record of 19 ... **9/10 vs. DAL:** Had eight tackles and one INT ... **9/18 vs. PIT:** Put together one of the best games of his career with two fourth quarter INTs. Named AFC Defensive Player of the Week for his performance ... **10/1 at WAS:** Had one INT along with five tackles ... **11/5 vs. TEN:** Posted second multi-INT game of the season as he intercepted Tennessee QB Vince Young twice. Returned second INT 55 yards to the Titans' one-yard line ... **12/3 at MIA:** Collected his team-record seventh INT along with seven tackles and three passes defended, including a deflection in the end zone that was intercepted by Gerald Sensabaugh ... **12/31 at KC:** Concluded season with five tackles and one INT ...

2005: Started all 16 games for the third consecutive season and 48 consecutive games to begin his career ... Team leader with five INTs and 13 passes defended ... Recorded 70 tackles (46 solo), four special teams tackles and blocked a field goal ... Added one punt return ... **9/11 vs. SEA:** Recovered a fumble on the opening kickoff ... **9/25 at NYJ:** Collected first INT of the season off Chad Pennington in overtime to help Jaguars to 26-20 win ... **10/2 vs. DEN:** Blocked a Jason Elam field goal and added seven tackles (two solo) ... **10/16 at PIT:** Partially blocked a Chris Gardocki punt to help set up a field goal and returned a Tommy Maddox pass 41 yards for the game-winning TD in overtime ... **10/30 at STL:** Recorded second career two-INT game as he picked off Jamie Martin twice ... **12/4 at CLE:** Led secondary with 11 tackles (six solo) before suffering a broken finger in the fourth quarter ... **1/1 vs. TEN:** Notched fifth INT of the sea-

COACHES

SCOUTS

STAFF

PLAYERS

HISTORY

RECORDS

MISC.



son in regular season finale off Matt Mauck ... **1/7 at NE:** Started AFC Wild Card game and tallied six tackles ...

2004: Started all 16 games for the second consecutive season ... Shared team lead with five INTs and 22 passes defended ... Recorded 71 tackles (54 solo), one forced fumble and returned one punt for eight yards ... Settled into the LCB spot after switching from safety in rookie season ... Missed only two snaps all season ... Had one punt return for eight yards ... **9/26 at TEN:** Received defensive game ball for best performance of the season, finishing with six solo tackles, one tackle for loss, one INT, one pass defended, one forced fumble and a QB pressure ... **11/14 vs. DET:** Received second defensive game ball, recording three solo tackles, six passes defended and one INT ... **12/19 at GB:** Had career day at Lambeau Field. Tallied six tackles, five passes defended and a career-high two INTs off Brett Favre ... **1/2 at OAK:** Finished season with six tackles, four passes defended and an INT off Kerry Collins ...

2003: Started all 16 games as a rookie with first six at free safety and last 10 at RCB ... Second-round draft choice finished fifth on team with 91 tackles (72 solo) ... Added two INTs and one fumble recovery ... **9/7 at CAR:** Started at FS in first NFL game, seeing action on all 61 plays. Became only the sixth Jaguars defensive rookie to start on opening day. Made two solo tackles, one INT (of Jake Delhomme) and one pass defended. Added one punt return for one yard and one fair catch ... **10/12 vs. MIA:** Started at FS, but played final third of game at RCB in place of injured Jason Craft ... **10/26 vs. TEN:** Made first NFL start at RCB in place of injured Jason Craft and played on all 65

plays ... **11/16 at TEN:** Recorded an interception off Steve McNair ...

COLLEGE: Three-time Division I-AA All-American who intercepted 31 passes in four seasons ... Played both CB and FS, in addition to excelling as a punt returner and a sprinter on track team ... Three-time All-Conference ... First defensive back to win the Buck Buchanan Award (Division I-AA's top defensive player), after shattering I-AA season records for INTs and INT return yards as a senior ... Finished career with 200 tackles (144 solo), 41 pass deflections, three fumble recoveries and three forced fumbles ... Started 43 of 45 games played ... 31 INTs topped I-AA career-record of 28 by Dave Murphy of Holy Cross (1986-89) and 667 interception return yards broke all-time record of 488 yards by William & Mary's Darren Sharper (1993-96) ... Unanimous All-America and All-Mid-Eastern Athletic Conference first-team pick as a senior. MEAC Player of the Year, team MVP and captain. ... Started every game at FS, setting NCAA season records with 14 INTs for 455 yards and three TDs, breaking marks of 12 pass thefts by Dean Cain of Princeton (1987) and 280 yards by Murray State's William Hampton (1995) ... All-America third-team selection by Football Gazette and All-MEAC first team as a junior ... Played FS, making 44 tackles (29 solo) ... Made four INTs for 65 yards and seven pass deflections, and recovered and forced a fumble ... Second-team All-America choice as a sophomore and All-MEAC first-team selection in first season at free safety ... Led Division I-AA with 11 INTs for 157 yards ... Majored in physical education.

PERSONAL: Married ... Lives in Jacksonville ... Attended Englewood High in Jacksonville ... Second-team All-State,

JAGUARS DEFENSIVE SCORES

In 15 seasons, the Jaguars have scored 18 regular season touchdowns on defense and three in the playoffs. Here are the 10 scored under Jack Del Rio:

DATE	OPPONENT	PLAYER	SCORE
Nov. 2, 2003	at Baltimore	Akin Ayodele	15-yard fumble return
Oct. 16, 2005	at Pittsburgh	Rashean Mathis	41-yard interception return
Nov. 13, 2005	vs. Baltimore	Mike Peterson	26-yard interception return
Nov. 5, 2006	vs. Tennessee	Scott Starks	55-yard interception return
Oct. 28, 2007	at Tampa Bay	Aaron Glenn	28-yard interception return
Dec. 9, 2007	vs. Carolina	Clint Ingram	39-yard interception return
Oct. 14, 2007	vs. Houston	Daryl Smith	77-yard fumble return
Jan. 5, 2008	at Pittsburgh	Rashean Mathis	63-yard interception return
Sept. 21, 2008	at Indianapolis	Rashean Mathis	61-yard interception return
Oct. 5, 2008	vs. Pittsburgh	Rashean Mathis	72-yard interception return



first-team All-Conference and All-City selection ... Avid golfer ... Served as spokesperson for the RealSense Prosperity campaign from 2007-08, a program that encourages people to take advantage of free tax preparation offered by volunteers ... Teamed up with Activision Publishing and Pro vs. GI Joe in an online video game showdown in December of 2009 with military troops stationed across the world from the Touchdown Club at Jacksonville Municipal Stadium ... Played in the 2008 Heritage Golf Classic at the Jacksonville Beach Golf Club to benefit the Rhoda L. Martin Cultural Heritage Center ... Participated in the 2008 Jacksonville Association of Firefighters charity softball tournament at Jacksonville University ... Attended the 21st-annual KUUMBA African-American Cultural Arts & Music Festival held at Brentwood Park ... Attended a school assembly at Long Branch Elementary in 2008 where he spoke to the students about the importance of getting an education ... Partnered with Home Depot and KaBoom! on a proj-

ect to refurbish and build a new playground at a local YMCA ... Serves on the Jacksonville Parks, Recreation, Entertainment and Conservation Advisory Board ... Participated in Lattera Links Celebrity Shootout at King and Bear in May of 2008 to benefit the St. Johns County Council on Aging ... Supports and attends team sponsored events including annual Jaguars golf tournament, Draft Day Fan Fest and the Jacksonville Jaguars Foundation Playbooks reading initiative ... Served as a contestant on Wheel of Fortune NFL Week ... Hosted a local television show in Jacksonville in 2007 ... Served as co-host with teammate Scott Starks for the 2009 Stars and Strikes Celebrity Charity Bowl to benefit the Clara White Mission ... Served as celebrity waiter in 2009 at Morton's Steakhouse for annual charity event that raises money for Wolfson and Shands Hospitals Served as celebrity judge for the 2010 GUNS N' HOSES event at Jacksonville Memorial Arena ... Full name: Rashean Jamil Mathis.

RASHEAN MATHIS' REGULAR SEASON STATISTICS

TACKLES	GP/GS	TKL	SOLO	ASST	ST	SACKS	FF	FR	PD	TFL
2003 Jacksonville	16/16	91	72	19	3	0.0	0	1	15	7
2004 Jacksonville	16/16	71	54	17	1	0.0	1	0	22	1
2005 Jacksonville	16/16	70	46	24	4	0.0	0	0	13	0
2006 Jacksonville	16/16	71	54	17	2	0.0	0	0	15	2
2007 Jacksonville	14/14	67	47	20	0	0.0	0	1	7	2
2008 Jacksonville	12/12	33	33	0	0	1.0	1	1	5	0
2009 Jacksonville	10/10	40	28	12	0	0.0	2	1	#7	0
NFL totals: 7 years	100/100	443	334	109	10	1.0	4	4	84	12

INTERCEPTIONS	GP/GS	NO	YDS	AVG	LG	TD
2003 Jacksonville	16/16	2	0	0.0	0	0
2004 Jacksonville	16/16	#5	42	8.4	21	0
2005 Jacksonville	16/16	*5	79	15.8	41t	1
2006 Jacksonville	16/16	@8	146	18.3	55	0
2007 Jacksonville	14/14	1	23	23.0	23	0
2008 Jacksonville	12/12	#4	*151	37.8	72t	*2
2009 Jacksonville	10/10	3	46	15.3	29	0
NFL totals: 7 years	100/100	@28	487	17.4	72t	@3

PUNT RETURNS	GP/GS	NO	FC	YDS	AVG	LG	TD
2003 Jacksonville	16/16	2	3	7	3.5	6	0
2004 Jacksonville	16/16	1	0	8	8.0	8	0
2005 Jacksonville	16/16	1	0	-1	-1.0	-1	0
2006 Jacksonville	16/16	2	1	9	4.5	9	0
NFL totals: 7 years	100/100	6	4	23	3.8	9	0

ADDITIONAL STATISTICS: 1 kickoff return for 7 yards in 2003; Fumble recovery on kickoff 9/11/05 vs. Seattle; Blocked FGA 10/2/05 vs. Denver; Deflected punt on 10/16/05 at Pittsburgh; Recovered muffed kickoff 12/11/05 vs. Indianapolis.

* Team leader # Shared team lead @ Team record

RASHEAN MATHIS' POSTSEASON STATISTICS

TACKLES	GP/GS	TKL	SOLO	ASST	ST	SACKS	FF	FR	PD	TFL
2005 Jacksonville	1/1	6	3	3	1	0.0	0	0	1	0
2007 Jacksonville	2/2	10	9	1	0	0.0	0	0	1	0
NFL totals: 7 years	3/3	16	12	4	1	0.0	0	0	2	0

INTERCEPTIONS	GP/GS	NO	YDS	AVG	LG	TD
2007 Jacksonville	2/2	2	64	32.0	63t	1



LUKE McCOWN

QUARTERBACK

6-4 • 217 LBS. • LOUISIANA TECH
 BORN JULY 12, 1981 • JACKSONVILLE, TEXAS
 ACQ. TRADE 2009 (TAMPA BAY) • EXP.: 7TH YEAR

GAMES PLAYED/STARTED: 2004 (5/4), 2005 (0/0, 0/0), 2006 (0/0), 2007 (5/3), 2008 (2/0), 2009 (3/0)

NFL TOTALS: 15 games, 7 starts

POSTSEASON TOTALS: 0 games, 0 starts

TRANSACTIONS: Originally selected by Cleveland in the fourth round (106th overall) of the 2004 draft ... Acquired by Tampa Bay via trade with Cleveland on 4/24/05 ... Acquired by Jacksonville via trade with Tampa Bay on 9/6/09.

PRO: Seventh-year quarterback has played in 15 career games with seven starts ... Was acquired by the Jaguars in a trade with Tampa Bay on Sept. 6, 2009 for a seventh-round pick ... Was originally a fourth-round pick by Cleveland in 2004 ... Spent four seasons with Tampa Bay after trade from Browns ... Career totals include 143 of 241 passing for 1,619 yards with 9TDs/10 INTs for 74.7 rating ... Started a career-high four games as a rookie with the Browns ... Posted a 91.7 passer rating in five games with Tampa Bay in 2007, completing 94 of 139 passes for 1,009 yards with five TDs and three INTs ... Threw for 12,994 yards and 88TDs at Louisiana Tech ...

2009: Served as backup to David Garrard ... Acquired by the Jaguars via trade with Tampa Bay on Sept. 6 ... Saw action in three games and completed one of three passes for two yards ... Was active but did not play in 13 games ... **10/11 at SEA:** Saw first action as a Jaguar in relief of Garrard in the fourth quarter. Completed his only pass for two yards and was sacked once for three yards ... **11/1 at TEN:** Was 0 for 2 passing and was sacked once in late fourth quarter action ... **12/27 at NE:** Saw action for one snap ...

2008: Played in two games for the Buccaneers ... Appeared briefly on **10/12 vs. CAR** ... Saw action as a reserve on **12/21 vs. SD** and had two carries for 16 yards and one incomplete pass ...

2007: Appeared in five games with three starts ... Was 94 of 139 passing for 1,009 yards with five TDs and three INTs for 91.7 rating ... Saw limited action as a reserve on **9/9 at SEA** and was 1 of 4 passing for nine yards ... Made first start of the season on **12/2 at NO** and completed career-high 29

of 37 passes for 313 yards with two TDs for 108.7 rating. Tied QB Steve DeBerg for the second-most consecutive completions in a game in team history with 15 straight. Led team to a season-high 466 yards of total offense ... Started the following week on **12/9 at HOU** and was 25 of 38 passing for 266 yards ... Saw action as a reserve on **12/23 at SF** and totaled 18 of 32 passing for 185 yards with one TD and one INT ... Started season finale on **12/30 vs. CAR** and was 21 of 28 passing for 236 yards with two TDs and one INT ...

2006: Injured during the preseason and spent the first seven weeks on PUP list ... Inactive but dressed as third QB for remainder of the season after being elevated to active roster on Nov. 3 ...

2005: Inactive but dressed as third QB for first 10 games ... Spent the last six games and one postseason game as the backup QB ...

2004: Played in five games with four starts as a rookie ... Was 48 of 98 passing for 608 yards with four TDs and seven INTs for 52.6 rating ... Threw for 277 yards on 20 of 34 passing with two TDs and two INTs on **12/5 vs. NE** ... Finished eight of 20 for 62 yards with one TD and two INTs on **12/12 at BUF** ... Completed 11 of 27 passes for 108 yards with one INT on **12/19 vs. SD** ... Was nine of 16 for 161 yards on **12/26 at MIA**.

COLLEGE: Played in 44 games with 43 starts at Louisiana Tech ... Set school records for career completions (1,088), attempts (1,827) and passing yards (12,994) ... Tossed 88 TD passes, eighth-most in NCAA Division I-A history ... Added 11 rushing TDs ... Completed 246 of 432 pass-

COACHES

SCOUTS

STAFF

PLAYERS

HISTORY

RECORDS

MISC.



es for 3,246 yards with 19 TDs as a senior ... Threw for 3,539 yards and 19 TDs as a junior, completing 296 of 505 passes ... Was 302 of 521 for 3,655 yards with 29 TDs as a sophomore ... Finished freshman season completing 244 of 369 passes for 2,544 yards with 21 TDs.

PERSONAL: Married (Katy) with three sons, Jonah Thomas, Elijah Luke and Micah Sean ... Attended Jacksonville (Texas) High School ... Brothers Randy and Josh have both played QB. Randy was starting quarterback at Texas A&M (1997-99) and Josh was a third-round pick of Arizona in 2002 ... Hosted the McCown Passing Camp (McCownPassingCamp.com) for young athletes in Jacksonville,

Texas every summer since 2003 with his brothers. Past guest coaches have included Larry Fitzgerald, Kellen Winslow and Michael Clayton ... Helped prepare and serve food in 2007 for 40 firefighters and staff officers from Tampa Fire Rescue as part of the team's September 11 efforts ... Spoke to students at Morgan Fitzgerald Middle School in Largo in May 2007 about the importance of physical activity and sound nutrition during a Buccaneers and American Heart Association "What Moves U" fitness rally ... Escorted pediatric cancer patients/survivors to raise funds and awareness for Pediatric Cancer Foundation as part of the Fashion Funds for the Cure fashion show in March 2007 and 2009 ... Full name: Luke McCown.

LUKE McCOWN'S REGULAR SEASON STATISTICS

PASSING	GP/GS	ATT	CMP	YDS	PCT	TD	INT	LG	RTG
2004 Cleveland	5/4	98	48	608	49.0	4	7	58t	52.6
2005 Tampa Bay	0/0	0	0	0	0.0	0	0	0	0.0
2006 Tampa Bay	0/0	0	0	0	0.0	0	0	0	0.0
2007 Tampa Bay	5/3	139	94	1,009	67.6	5	3	60	91.7
2008 Tampa Bay	2/0	1	0	0	0.0	0	0	0	0.0
2009 Jacksonville	3/0	3	1	2	33.3	0	0	2	42.4
NFL totals: 6 years	15/7	241	143	1,619	59.3	9	10	60	74.7

RUSHING: 2004: 6-25 (lg11); 2007: 12-117 (lg31); 2008: 3-15 (lg12)

SACKED-YARDS: 2004: 12-122; 2007: 15-104; 2009 2-7

PAUL McQUISTAN
OFFENSIVE LINEMAN

79

6-6 • 315 LBS. • WEBER STATE
BORN APRIL 30, 1983 • SAN DIEGO, CALIFORNIA
ACQ. FREE AGENT 2009 • EXP.: 4TH YEAR

GAMES PLAYED/STARTED: 2006 (15/6), 2007 (16/6), 2008 (1/0), 2009 (3/0)

NFL TOTALS: 35 games, 12 starts

POSTSEASON TOTALS: 0 games, 0 starts

TRANSACTIONS: Originally drafted by Oakland in the third round (69th overall) of the 2006 draft ... Waived on 11/9/09 ... Signed by Jacksonville as a free agent on 11/21/09.

PRO: Fourth-year OL has ability to play guard and tackle ... Has played in 35 games with 12 starts since being selected in the third round of the 2006 draft by Oakland ... Started six games in each of his first two seasons ... Played in one game in 2008 before he was placed on injured reserve ... Played in three games for the Raiders in 2009 before he was waived ... Four-year starter at LT at Weber State ...

2009: Played in three games for Oakland mainly on special teams ... Was waived by

the Raiders on Nov. 9 and signed with the Jaguars on Nov. 21 ... Was inactive for seven games ...

2008: Played in season-opener before being placed on injured reserve ...

2007: Played in all 16 games for the first time in his career and started final six games of the season at RT ... Club had a 100-yard rusher in four of his six starts ... Part of an OL that did not allow a sack in three consecutive games on **12/2 vs.**



DEN, 12/9 at GB and 12/16 vs. IND ... Helped lead way for 115 rushing yards by Dominic Rhodes on **12/23 at JAX ...**

2006: Started six games as a rookie, two at RG and four at LG ... Also saw action on special teams ... Made first career start in season-opener on **9/11 at SD.**

COLLEGE: Started final 42 games at LT ... Was Sports Network and The NFL Draft Report All-America first-team selection as a senior ... Helped offense average 372.8 yards per game ... Credited with 60 knockdowns and eight TD-resulting blocks ... All-Big Sky honorable-mention selection as a junior LT ... Made 44 knockdowns with

five TD-resulting blocks ... Started every game at LT as a sophomore ... Part of an offense that led conference in rushing yards per game (203.2) and ranked fourth in total offense (372.9) ... Took over LT duties in the third game of freshman season ... Majored in geography.

PERSONAL: Married (Jana) ... Resides in Lebanon, Oregon ... Attended Lebanon High School ... Twin brother, Pat, was a teammate at Weber State (2001-05), and was selected by Dallas in the seventh round of the 2006 NFL Draft where he has played the last four seasons ... Full name: Paul McQuistan.



GAMES PLAYED/STARTED: 2000 (16/16), 2001 (16/16), 2002 (16/16), 2003 (16/16), 2004 (16/16), 2005 (12/12), 2006 (16/16), 2007 (11/11, 2/2), 2008 (10/10), 2009 (16/16)

NFL TOTALS: 145 games, 145 starts

POSTSEASON TOTALS: 2 games, 2 starts

TRANSACTIONS: Originally drafted in the second round (60th overall) of the 2000 draft.

PRO: Veteran center ranks second in franchise history with 145 starts and games played ... Longest-tenured active Jaguar as he was selected in the second round of the 2000 draft ... Owns team-record streak of 92 straight starts ... Started and paved the way for 18 of the club's top 20 rushing games in franchise history including the top five ... Directed signals for Jaguars offense that ranked third in the NFL in rushing from 2003-09 with a 130.5 average and third during that same span with 406 rushes of 10-plus yards ... Selected as the team's 2008 recipient of the Ed Block Courage Award as well as the Walter Payton Man of the Year Award ... Appointed by Jack Del Rio to Player Leadership Council in 2008 ... Missed first four games of 2007 season after suffering a broken ankle in training camp and first six games of 2008 season with a biceps injury ... Played major role on offensive line that helped Jaguars rush for the two highest single-season totals in franchise history in 2006 and 2007 including a single-season franchise record 2,541 rushing yards in 2006 ... Part of an offensive line that led Jaguars to a franchise-record 375 rushing

yards against Indianapolis on Dec. 10, 2006, tied for the third-most in NFL history. Jaguars surpassed the previous high of 244 rushing yards on Dec. 3, 2000 against Cleveland, a game which he started at guard ... Is the only Jaguars player to start the first 92 regular season games after being drafted ... Streak ended when he tore his biceps tendon at Cleveland on Dec. 4, 2005, and was placed on injured reserve ... Made the transition from G to C in 2003 after three years as a starter at LG ... Second-round draft choice in 2000 was the eighth rookie in franchise history to start the season opener and the third rookie to start all 16 games ... First center chosen in the 2000 draft, selected with the 60th overall pick ... Tied with Michael Cheever (1996) as the highest-drafted centers ever by the team ...

2009: Started all 16 games at C, the seventh in 10 seasons he started every game ... Offense finished seventh in the AFC, 10th in the NFL, with 126.8 rushing yards per game... Part of OL that helped record 11 100-yard rushing games and tied for sixth in NFL with 19 rushing TDs ... **9/27**



at HOU: Paved the way for 185 rushing yards and 399 yards of total offense in win ... **10/4 vs. TEN:** Helped offense to 442 yards of offense ... **10/18 vs. STL:** Offense produced season-high 492 yards, the fourth-most in team history ... **11/1 at TEN:** Tied Fred Taylor for the second-most starts in team history at 136. Paved the way for season-high 217 rushing yards on 16 carries (13.6 avg.), the highest average per rush in the NFL since the 1970 merger ... **11/8 vs. KC:** Offense produced 426 total yards including 173 on the ground ... **12/6 vs. HOU:** Moved into second place in franchise history with his 141st game played ...

2008: Started 10 games at C ... Missed all of the preseason and the first six games with a right biceps injury suffered in training camp ... **10/26 vs. CLE:** Started at center in his first game of the season ... Did not miss a snap in the final nine games ... **11/9 at DET:** Part of an offensive line that helped club rush for 157 yards on 33 carries, the second-highest rushing total of the season ... Became third player in franchise history to make 125 starts on **12/1 at HOU** ...

2007: Started 11 games at C and both postseason games ... Missed all of the preseason and first four games of the regular season after breaking a bone in ankle during training camp ... Returned to starting lineup in week five ... Did not commit a penalty in the regular season ... Part of offensive line that allowed only 31 sacks, the third-fewest in team history ... Jaguars ranked second in the NFL with 2,391 rushing yards (149.4 avg.), the second-most in team history ... Helped Fred Taylor earn the first Pro Bowl trip of his career... Protected QB David Garrard who set single-season franchise record for passer rating (102.2) and highest completion percentage (64.0) ... **10/14 vs. HOU:** Helped offense rush for 244 yards on only 26 carries (9.4 avg.), the highest single-game average in franchise history ... Member of offensive line that did not allow a sack in back-to-back games for the first time in franchise history on **12/9 vs. CAR** and **12/16 at PIT** ... **12/30 at HOU:** Dressed but did not play in regular season finale ... Started at C and played the entire game in AFC Wild Card game on **1/5 at PIT** and AFC Divisional Playoff game on **1/12 at NE** ...

2006: Started all 16 games at C and did not miss a snap for sixth time in seven seasons ... Jaguars set a single-season franchise record for rushing yards with 2,541, averaging 158.8 yards per game ... Helped pave the way for a franchise record 5.0-yard rushing average ... As a unit, the

Jaguars allowed only 30 sacks ... **12/10 vs. IND:** Part of an offensive line that led Jaguars to a franchise-record 375 rushing yards ...

2005: Started first 12 games of season before missing final four games with a torn left biceps tendon ... Was placed on injured reserve and ended his team record of 92 consecutive starts to begin his career ... Did not miss one play in his 12 starts at C ... **11/27 at ARI:** Surpassed Tony Boselli for the most starts in team history with 91 ...

2004: Started all 16 games for the fifth consecutive season and extended his team record of 80 consecutive starts ... Did not miss one play the entire season at C ... Was one of four offensive linemen to start all 16 contests ...

2003: Started all 16 games for fourth consecutive season and missed only 14 snaps all year, breaking Kevin Hardy's team record of 58 consecutive starts ... Moved to C to start the season after making 48 consecutive starts at LG ... Allowed only half a sack and had just two penalties called against him ... Anchored offensive line that gave up a franchise-record-low 28 sacks ...

2002: One of six offensive players to start every game, doing so for the third straight season ... Did not miss a snap the entire season at LG, one of only two Jaguars players to do so ...

2001: Started all 16 games for the second straight season at LG ... One of seven players on offense and 10 on team to start every game ... Became the first Jaguars player to start his first 32 games after being drafted ... One of four Jaguars offensive linemen to start every game ... Played all but three snaps all season ... **11/4 at TEN:** Missed three plays with a finger injury, marking his first missed plays since college ... **12/23 at MIN:** Received an offensive game ball along with rest of offensive line as team rushed for 214 yards, tied for third-most in team history ...

2000: Started all 16 games at LG as a rookie ... Named to All-Rookie teams by Pro Football Writers, Pro Football Weekly and Football News ... Ranked fifth-best rookie offensive lineman in the NFL by Pro Football Weekly ... Played every snap of every game, the only player on the team to do so ... One of three Jaguars offensive linemen to start every game, joining Tony Boselli and Brenden Stai.

COLLEGE: Four-year starter at C and

COACHES

SCOUTS

STAFF

PLAYERS

HISTORY

RECORDS

MISC.



three-time Gateway Conference first-team honoree ... Named to Division I-AA Associated Press and Coaches All-America team as a senior ... Named to the 1999 GTE Academic All-America team ... Graduated with a degree in business management and 3.76 G.P.A.

PERSONAL: Married (Jamie) with daughters Lily, Emma, Chloe and Sophia ... Lives in Jacksonville ... Two-time All-District selection as a LB, adding All-State first-team honors as a lineman in his senior year at Aplington-Parkburg (Iowa) High ... Helped lead team to state title as a junior ... Lettered in football, basketball, baseball and track ... Graduated with a 3.8 grade point average ... Participates in numerous charity golf events during the offseason ... Established the "Brad's Buddies" program in 2009 to provide opportunities for abused and neglected children in Jacksonville. The group holds an event each month and past events include bowling, dinner at Maggiano's, a shopping spree at Wal-Mart and a visit to

the Jacksonville Zoo ... Led Jaguars effort in 2008 offseason to raise more than \$90,000 for tornado relief in hometown of Parkersburg, Iowa. The club sold A-P (Aplington-Parkburg High School) Falcons Tornado Relief hats at 2008 mini-camp and on jaguars.com ... Actively supports numerous team community programs, including Jaguars Foundation's ongoing reading initiative (Playbooks) and the Honor Rows program ... Participated in Laterra Links Celebrity Shootout at King and Bear in May of 2008 to benefit the St. Johns County Council on Aging ... Served as honorary chairman for the 2008 Children's Miracle Network golf tournament ... Supported Shop with a Jock event at Wal-Mart in December of 2008 for more than 50 children from the Bridge of Northeast Florida and the MaliVai Washington Kids Foundation ... Read to students at Loretto Elementary School in 2009 ... Participated in All-Pro Dads event in 2009 ... Full name: Bradley Ryan Meester.

100 YARDS RUSHING AND RECEIVING IN A GAME

The Jaguars had players surpass 100 yards rushing and 100 yards receiving in a game 19 times in 15 seasons. Here are the games when the Jaguars eclipsed 100-yards rushing and receiving in a game:

NO.	100-RUSH	100-REC.	GAME
1.	James Stewart (112)	Keenan McCardell (232)	10/20/96 at StL (L) ¹
2.	Fred Taylor (128)	McCardell (108)	9/20/98 vs. Balt. (W) ²
3.	Taylor (183)	Jimmy Smith (112)	12/6/98 vs. Det. (W)
4.	Stewart (124)	Smith (115)	9/19/99 at Car. (W)
5.	Stewart (145)	Smith (124), McCardell (113)	12/2/99 vs. Pit. (W) ³
6.	Taylor (136)	Smith (134)	12/19/99 at Clev. (W)
	Taylor (135)	Smith (136)	1/15/00 vs. Mia. (playoff W)
7.	Taylor (124)	Kyle Brady (111)	10/22/00 vs. Was. (L)
8.	Taylor (107)	Brady (138)	10/29/00 at Dal. (W/OT)
9.	Taylor (103)	Smith (117), McCardell (156)	11/12/00 vs. Sea. (L) ⁴
10.	Taylor (181)	Smith (104)	12/3/00 vs. Clev. (W)
11.	Taylor (137)	Smith (147)	12/10/00 vs. Ariz. (W)
12.	Stacey Mack (111)	Smith (122)	12/23/01 at Minn. (W)
13.	Mack (125)	McCardell (132)	12/30/01 vs. K.C. (L)
14.	Taylor (118)	Smith (136)	11/30/03 vs. T.B. (W)
15.	Taylor (107)	Smith (113)	10/24/04 at Ind. (W) ⁵
16.	Taylor (144)	Smith (109)	11/14/04 vs. Det. (W)
17.	Taylor (165)	Ernest Wilford (145)	10/30/05 at StL (L)
18.	Greg Jones (106)	Matt Jones (117)	11/13/05 vs. Balt. (W)
19.	Maurice Jones-Drew (133)	Mike Sims-Walker (120)	10/19/09 vs. StL (W/OT) ⁶

¹ Mark Brunell 421 yds. passing

² Mark Brunell 376 yds. passing

³ Mark Brunell 308 yds. passing

⁴ Mark Brunell 340 yds. passing

⁵ Byron Leftwich 300 yds. passing

⁶ David Garrard 335 yds. passing



WILLIAM MIDDLETON **29**
CORNERBACK

5-11 • 194 LBS. • FURMAN
BORN JULY 28, 1986 • MARIST, GEORGIA
ACQ. ATLANTA PRACTICE SQUAD 2009 • EXP.: 2ND YEAR

GAMES PLAYED/STARTED: 2009 (12/0)

NFL TOTALS: 12 games, 0 starts

POSTSEASON TOTALS: 0 games, 0 starts

TRANSACTIONS: Originally selected by Atlanta in the fifth round (138th overall) of the 2009 draft... Waived on 9/5/09 ... Claimed off waivers by Tampa Bay on 9/6/09 ... Waived on 9/10/09 ... Signed by Atlanta to practice squad on 9/16/09 ... Signed off Atlanta's practice squad by Jacksonville on 9/21/09.

PRO: Quick, crafty, instinctive cornerback who excelled on special teams as a rookie ... Saw action on all four special teams units including gunner on punt coverage ... Was a fifth-round pick of Atlanta in 2009 and also spent time with Tampa Bay ... Signed off Atlanta's practice to Jaguars active roster following week two ... Ranked fourth on team with 12 special teams tackles despite playing in only 12 games ...

2009: Appeared in 12 games as a rookie for the Jaguars ... Excelled on special teams and also saw action at nickelback ... Ranked fourth on the team with 12 special teams tackles and added seven solo tackles at CB ... Named AFC South Special Teams Player of the Year by ESPN.com ... Was a fifth-round pick by Atlanta and was signed by the Jaguars off the Falcons practice squad on Sept. 21 ... Was inactive on **9/27 at HOU** and **10/4 vs. TEN** ... Made NFL debut on **10/11 at SEA** and finished with two special teams tackles ... Saw action for six plays at CB on **10/18 vs. STL** and also had one special teams tackle ... Had two special teams tackles on **11/1 at TEN** ... Led team with two special teams tackles on **11/15 at NYJ** ... Saw action for 26 snaps at CB on **12/6 vs. HOU** and made one solo tackle ... Saw limited action at CB on **12/13 vs. MIA** ... Played 26 snaps on **12/17 vs. IND** and posted two solo tackles ... Played a season-high 27 snaps at CB on **12/27 at NE** and finished with three solo tackles ...

COLLEGE: Three-year starter and four-year

letterman at Furman as a CB and return specialist ... Compiled 194 tackles, 16.5 tackles for loss, seven INTs and 15 passes defended in 49 career games ... Started all 12 games as a senior and totaled 95 tackles, 8.5 tackles for loss, 13 passes defended, five sacks and four INTs ... Served as team captain ... First-team selection on two playoff-division All-America squads ... Started all 11 games as a junior at RCB and finished with 53 tackles, three INTs and nine passes defended ... Took over the starting job at CB as a sophomore and helped team to third straight playoff appearance ... Tallied 38 tackles, four tackles for loss, four passes defended and two fumble recoveries ... Served as primary kickoff return specialist, averaging 23.1 yards on 25 returns ... Tied a school-record with a 100-yard return against Wofford ... Saw action as a redshirt freshman in 2005 as a reserve CB ... Majored in biology.

PERSONAL: Single ... Resides in Atlanta, Ga. ... Attended Marist High School (Georgia) ... Totaled 148 career tackles, 10 INTs, six passes defended, two kickoff returns for TDs and two blocked punts ... Recorded a school-record 103-yard INT return and averaged 27.0 yards on 21 kickoff returns ... Led team to a 14-1 record and state championship as a senior ... Two-time Marist Defensive Player of the Year selection ... Participated in S.A. Hull pep rally for the FCAT test in 2009 ... Helped Tyson Food, Inc. distribute food to local community agencies... Full name: William Middleton.

WILLIAM MIDDLETON'S REGULAR SEASON STATISTICS

TACKLES	GP/GS	TKL	SOLO	ASST	ST	SACKS	FF	FR	PD	TFL
2009 Jacksonville	12/0	7	7	0	12	0.0	0	0	0	1



ZACH MILLER

TIGHT END

6-4 • 245 LBS. • NEBRASKA-OMAHA
 BORN OCTOBER 4, 1984 • WESTON, NEBRASKA
 ACQ. 6TH ROUND OF 2009 DRAFT • EXP: 2ND YEAR

GAMES PLAYED/STARTED: 2009 (14/0)

NFL TOTALS: 14 games, 0 starts

POSTSEASON TOTALS: 0 games, 0 starts

TRANSACTIONS: Originally drafted in the sixth round (180th overall) of the 2009 draft.

PRO: Athletic, speedy, tight end who can make plays down the field ... Former college QB who made move to TE as a rookie ... Totaled 21 receptions for 212 yards and two TDs ... Had a 62-yard reception on Dec. 6 against Houston, the longest by a tight end in franchise history, and finished the season with two TD receptions at Cleveland ... Only third TE drafted by the Jaguars in the last seven years ... First Nebraska-Omaha player drafted since TE Ryan Krause (San Diego, sixth round 2004) ... Rushed for a school-record 50 TDs and threw for 4,096 yards with 26 TDs in college ...

2009: Played in final 14 games as a rookie, finishing with 21 receptions for 212 yards and two TDs ... Added nine special teams tackles ... Was inactive the first two weeks after suffering a knee injury in the preseason ... **9/27 at HOU:** Made NFL debut and finished with one special teams tackle ... **10/4 vs. TEN:** Made first receptions of his career, totaling three catches for 14 yards ... **10/18 vs. STL:** Had 14-yard reception in the fourth quarter on a drive that gave the club first lead of the game ... **11/1 at TEN:** Finished with one special teams tackle and recovered a fumble by Mercedes Lewis on a 20-yard passing play late in the third quarter ... Had one reception for 11 yards on **11/15 at NYJ** and one reception for 10 yards on **11/29 at SF** ... **12/6 vs. HOU:** Finished with three receptions for 74 yards including a 62-yard catch. The 62-yard reception was the longest by a TE in franchise history and the second-longest reception by a rookie in team history ... **12/17 vs. IND:** Made a six-yard reception, returned a kick-off 16 yards and had career-high three special teams tackles ... Had two receptions for 12 yards on **12/27 at NE** ... **1/3 at CLE:** Had most productive game of the season in the finale, finishing with team

and career-high eight receptions for 69 yards and two TDs. Hooked up with David Garrard for scores of six and 15 yards in the fourth quarter ...

COLLEGE: Four-year letterman as QB ... Began career at Nebraska as walk-on before transferring to Nebraska-Omaha ... Served as team captain for final three seasons ... Played TE for the first time at the 2009 Valero Cactus Bowl in Kingsville, Texas, a Division II all-star game held each January. Finished with five receptions for 116 yards and one TD in that game ... Had at least 10 TDs in each of his final three seasons ... Career passing totals included 305 of 501 for 4,096 yards with 26 TDs ... Finished with 3,122 career rushing yards with school-record 50 TDs ... Started 11 games at QB as a senior and led team in rushing and passing ... Was 115 of 179 passing for 1,508 yards and 11 TDs and had team-high 1,061 rushing yards and 18 TDs on 175 carries ... Averaged 96.5 rushing yards per game with three 100-yard rushing games ... Named the Mid-America Intercollegiate Athletic Association offensive player of the week three times and was an All-MIA second-team selection ... Totaled 239 rushing yards and four TDs on 21 carries at Washburn ... Started 11 games at QB as a junior and threw for career-high 1,553 yards and 10 TDs with a 60.5 completion pct. ... Ranked second on team in rushing with 822 yards and scored 10 TDs on 166 carries ... Posted three games with 200-plus passing yards and two with 100-plus rushing yards ... Named the NCC's outstanding offensive back and was second Football Gazette all-region ... Rushed for 1,098 yards and scored a school-record 19 TDs as a sophomore ... Threw for 713 yards and four TDs ... Rushed for a TD in 10 of 11 games and averaged 109.8 rushing yards per game ... Had six 100-plus yard rushing games including season-high 165

COACHES

SCOUTS

STAFF

PLAYERS

HISTORY

RECORDS

MISC.



yards at Minnesota State ... Earned All-NCC honors and second-team all-region by Daktronics and D2Football.com ... Played in 10 games as a freshman and saw action as reserve QB and WR ... Had 29 rushes for 141 yards with three TDs and was 21 of 35 passing for 322 yards and one TD ... Spent 2003 season at Nebraska as a walk-on before transferring in 2004 ...

PERSONAL: Married (Kristen) with daughter, Izabella ... Resides in Jacksonville, Fla. ... Attended Bishop

Neumann (Neb.) ... Was three-sport stand-out, competing in basketball, baseball and football ... Set school record as a senior with 1,200 passing yards and 980 rushing yards ... Earned first-team all-state honors as a senior ... Son of Ramona and Buzz ... Participated in Fishing for the Cure event to raise money for the David Garrard Foundation which benefits North Florida families impacted by breast cancer and Crohn's disease ... Full name: Zachary Miller.

ZACH MILLER'S REGULAR SEASON STATISTICS

RECEIVING	GP/GS	NO	YDS	AVG	LG	TD
2009 Jacksonville	14/0	21	212	10.1	62	2

ADDITIONAL STATISTICS: 9 special teams tackles in 2009; Two kickoff returns for 19 yards in 2009

JEREMY MINCEY
DEFENSIVE LINEMAN

94

6-3 • 270 LBS. • FLORIDA
BORN DECEMBER 14, 1983 • STATESBORO, GEORGIA
ACQ. FREE AGENT 2010 • EXP.: 3RD YEAR

GAMES PLAYED/STARTED: 2007 (6/0, 2/0), 2008 (3/0)

NFL TOTALS: 9 games, 0 starts

POSTSEASON TOTALS: 2 games, 0 starts

TRANSACTIONS: Originally selected in the sixth round (191st overall) by New England in the 2006 draft ... Waived on 9/1/06 ... Signed to San Francisco practice squad on 9/4/06 ... Signed by Jacksonville as free agent 12/14/06 ... Waived on 8/26/09 ... Signed by Jacksonville as free agent on 1/20/10.

PRO: Hampered by injuries the last three seasons ... Spent preseason with the Jaguars in 2009 before he was waived on August 26 ... Started 2008 season on the PUP list with a wrist injury and was slowed by injuries in the 2007 preseason but returned to see action in six regular season games and two postseason games ... Has played in nine career games with totals of 18 tackles and two sacks ... Will compete for playing time in defensive line rotation ... Signed by the Jaguars on Dec. 14, 2006 off the San Francisco 49ers practice squad ... Originally selected in sixth round (191st overall) by New England in the 2006 draft ... Started 24 games over two seasons with Florida ...

2009: Spent most of the preseason with the Jaguars before being waived on

August 26 ...

2008: Began the season on the PUP list after suffering a wrist injury in the offseason ... Appeared in three games and finished with six tackles and one sack ... Was activated on Nov. 26 ... Saw first action of the season on **12/7 at CHI** and recorded two tackles ... **12/28 at BAL:** Recorded three tackles and sacked Joe Flacco for an eight-yard loss in the fourth quarter ...

2007: Played in six games and two postseason games ... Finished with 12 tackles one sack and six QB pressures ... Added one special teams tackle ... **11/11 at TEN:** Saw action on 26 plays in first NFL game and split a sack of QB Vince Young with Reggie Hayward ... **12/9 vs. CAR:** Left game with a hamstring injury and was



inactive the next two weeks ... **12/30 at HOU:** Returned to action and recorded four tackles, two QB pressures and split a sack of Sage Rosenfels with Rob Meier for an eight-yard loss ... **1/5 at PIT:** Saw action on 23 plays in AFC Wild Card game and registered three tackles and one sack. Sacked Ben Roethlisberger in the third quarter ... **1/12 at NE:** Saw action on 15 plays in AFC Divisional Playoff game ...

2007: Spent three weeks on active roster after being signed off San Francisco 49ers practice squad on Dec. 14 ... Was inactive on **12/17 at TEN, 12/24 vs. NE** and **12/31 at KC.**

COLLEGE: Spent final two seasons at Florida after transferring from Butler County (Kansas) Community College ... Started all 24 games played for the Gators ... Earned second-team All-SEC honors as a senior as he ranked fourth on the team with 62 tackles (31 solo) and second with

10.5 tackles for loss ... Earned degree in recreation and tourism.

PERSONAL: Single ... Lives in Statesboro, Ga. ... Attended Statesboro High ... Lettered two years in football ... Played on the basketball team as a sophomore before trying out for the football squad ... Earned his bachelor's degree at Florida in the 2006 offseason ... Was honored in 2008 with the NFL's Continuing Education Recognition Award by the National Association of Academic Advisors for Athletes ... Attended the 2008 Draft Day Fan Fest ... Participated in the 2008 Red Ribbon Week celebration at Oakleaf Elementary School to discuss the dangers of using drugs ... Served as emcee for Special Olympics at the Bolles School ... Served dinner at Trinity Rescue Mission ... Spoke to students at West Biscayne Elementary School ... Full name: Jeremy Mincey.

JEREMY MINCEY'S REGULAR SEASON STATISTICS

TACKLES	GP/GS	TKL	SOLO	ASST	ST	SACKS	FF	FR	PD	TFL
2007 Jacksonville	6/0	12	7	5	1	1.0	0	0	1	0
2008 Jacksonville	3/0	6	3	3	0	1.0	0	0	0	0
NFL totals: 2 years	9/0	18	10	8	1	2.0	0	0	1	0

JEREMY MINCEY'S POSTSEASON STATISTICS

TACKLES	GP/GS	TKL	SOLO	ASST	ST	SACKS	FF	FR	PD	TFL
2007 Jacksonville	2/0	3	2	1	0	1.0	0	0	0	0

THE TEMPERATURE GAUGE

WARMEST GAMES

TEMPERATURE	DATE	OPPONENT	W/L	SCORE
88	Sept. 16, 2007	vs. Atlanta	W	13-7
88	Sept. 6, 1998	at Chicago	W	24-23
88	Sept. 20, 1998	at Tennessee	W	27-22
87	Sept. 8, 1996	vs. Houston	L	27-34
87	Sept. 29, 2002	vs. New York Jets	W	28-3
87	Oct. 6, 2002	vs. Philadelphia	W	28-25
87	Sept. 14, 2008	vs. Buffalo	L	16-20
86	Sept. 14, 2003	vs. Buffalo	L	17-38
86	Sept. 9, 2007	vs. Tennessee	L	10-13

COLDEST GAMES

TEMPERATURE	DATE	OPPONENT	W/L	SCORE
9	Dec. 17, 2000	at Cincinnati	L	14-17
12	Dec. 19, 2004	at Green Bay	W	28-25
16	Jan. 3, 2010	at Cleveland	L	17-23
19	Dec. 7, 2008	at Chicago	L	10-23
23	Dec. 23, 2000	at New York Giants	L	25-28
24	Jan. 7, 2006	at New England	L	3-28
25	Dec. 14, 2003	at New England	L	13-27
26	Jan. 10, 1999 *	at New York Jets	L	24-34
27	Jan. 12, 1997 *	at New England	L	6-20
28	Dec. 4, 2005	at Cleveland	W	20-14

* Playoff game



EUGENE MONROE

OFFENSIVE TACKLE

75

6-5 • 308 LBS. • VIRGINIA
 BORN APRIL 18, 1987 • PLAINFIELD, NEW JERSEY
 ACQ. 1ST ROUND OF 2009 DRAFT • EXP.: 2ND YEAR

GAMES PLAYED/STARTED: 2009 (15/13)

NFL TOTALS: 15 games, 13 starts

POSTSEASON TOTALS: 0 games, 0 starts

TRANSACTIONS: Originally drafted by Jacksonville in the first round (8th overall) of the 2009 draft.

PRO: Started 13 games at LT as a rookie after being selected with the eighth overall pick ... Joined Eben Britton as the first pair of rookie tackles to start on opening day in the NFL since 1982 ... Only the second offensive lineman chosen by the Jaguars in the first round in franchise history (Tony Boselli, 1995) ... One of six offensive linemen taken in the first round and the third overall (behind Jason Smith and Andre Smith), marking only the third trio of offensive linemen in the past 20 years, and first since 2002, to be selected in the top 10 ... Became third OT from Virginia selected in the first round in the last four years, joining D'Brickshaw Ferguson (N.Y. Jets, 2006) and Branden Albert (Kansas City, 2008) ... Third player drafted by the Jaguars from Virginia in franchise history (TE Chris Luzar, RB Alvin Pearman) ... Three-year starter at Virginia ...

2009: Started 13 of 15 games at LT as a rookie ... **9/13 at IND:** Started season-opener and joined Eben Britton as the first pair of rookie tackles to start on opening day in the NFL since 1982 when Luis Sharpe and Tootie Robbins started for the St. Louis Cardinals. The first OT to start on opening day for the Jaguars since 2001 (Maurice Williams) ... **9/27 at HOU:** Paved the way for 185 rushing yards and 399 yards of total offense in win ... **10/4 vs. TEN:** Was inactive (illness) ... Saw limited action on **10/11 at SEA** and **11/1 at TEN** ... **10/18 vs. STL:** Part of offense that registered season-high 492 yards, the fourth-most in team history ... **11/8 vs. KC:** Offense produced 426 total yards including 173 on the ground.

COLLEGE: Regarded as the most dominating offensive lineman in college as a senior ... Four-year letterman and three-year starter who started 30 games ... Unanimous All-ACC selection as a senior, starting all 12 games at LT ... Recipient of Jacobs Blocking Trophy as a senior, given annually since 1953 to the player voted the most outstanding blocker in the ACC by a poll of the league's

head coaches and defensive coordinators ... Registered a school-record 105 knockdowns and set an ACC single-season record with 16 TD resulting blocks ... Finished with an 88.42 percent blocking consistency grade, the best of any senior OT in the collegiate ranks ... Started 11 games at LT as a junior and did not allow a sack on 428 pass plays ... Selected honorable mention All-America and named first-team All-ACC by The NFL Draft Report ... Delivered 55 knockdowns, including 15 that resulted in TDs ... Started seven of 12 games as a sophomore at LT ... Earned All-ACC honorable mention from The Gridiron Report ... Did not allow any sacks on 345 passing plays ... Played in 12 games as a reserve at LT and RG as a freshman ... Also saw action on special teams ... Appeared briefly in two games at DT ... Played behind 2006 NFL first round pick D'Brickshaw Ferguson at LT ... Graduated May 17, 2009, with degree in sociology.

PERSONAL: Single ... Resides in Plainfield, N.J. ... Attended Plainfield High School ... Named first-team All-America by USA Today, U.S. Army, Parade, EA Sports and Super Prep ... Received a five-star prospect rating from both Scout.com and Rivals.com ... Ranked second overall among high school seniors by College Football News ... Was top-rated player on Super Prep's Elite 50 list ... Did not allow any sacks during his final three seasons as starter ... One of 16 children (10 brothers, five sisters) of Stephanie Green and the late John Monroe ... Was one of Virginia teammate Chris Long's invited guests at Radio City Music Hall in 2008 when the Rams selected Long with the No. 2 overall pick ... Participated in 2009 Tropicana "Got Skills?" Rookie Day at Jacksonville Municipal Stadium ... Participated both financially and in person at the 2009 Shop with a Jock event at Wal-Mart where more than 50 children from the Bridge of Northeast Florida and the MaliVai Washington Kids Foundation were treated to a shopping spree ... Full name: Eugene Christopher Monroe.

COACHES

SCOUTS

STAFF

PLAYERS

HISTORY

RECORDS

MISC.



KIRK MORRISON

LINEBACKER

6-2 • 240 LBS. • SAN DIEGO STATE
 BORN FEBRUARY 19, 1982 • OAKLAND, CALIFORNIA
 ACQ. TRADE (OAKLAND) 2010 • EXP: 6TH YEAR

GAMES PLAYED/STARTED: 2005 (16/15), 2006 (16/16), 2007 (16/16), 2008 (16/16), 2009 (16/16)

NFL TOTALS: 80 games, 79 starts

POSTSEASON TOTALS: 0 games, 0 starts

TRANSACTIONS: Originally drafted by Oakland in the third round (78th overall) of the 2005 draft ... Traded to Jacksonville on 4/24/10.

PRO: Physical, smart MLB with great awareness for the ball ... Acquired from Oakland in April 24 trade in exchange for 5th-round draft choice ... Has played in all 80 games in five seasons with 79 consecutive starts for Oakland ... Totaled 100-plus tackles in each season including a career-high 135 in 2008 ... Has six forced fumbles, four fumble recoveries and seven INTs ... Career totals include 622 tackles (486 solo), five sacks and 17 passes defended ... Led Raiders in tackles in five of six seasons ... Was fifth in the NFL in tackles in 2008 and tied for sixth in 2009 with 133 along with career-high 10 tackles for loss and three forced fumbles ... Was a third-round pick of Oakland in 2005 ... Was teammate of Jaguars WR Kassim Osgood at San Diego State ... Four-year starter for the Aztecs and two-time All-America selection ...

2009: Started all 16 games at MLB for the fourth season ... Led team and tied for sixth in the NFL with 133 tackles ... Established a career-high with 109 solo tackles and set career-high with 10 tackles for loss, two sacks and three forced fumbles ... Added two QB pressures and one fumble recovery ... **9/20 at KC:** Finished with team-high 13 tackles ... **9/27 vs. DEN:** Credited with nine tackles ... **10/4 at HOU:** Registered seven tackles ... **10/11 at NYG:** Set a career-high with 16 tackles ... **10/18 vs. PHI:** Had a team-high 11 tackles (eight solo) ... **11/15 vs. KC:** Credited with 10 solo tackles, one for a loss, and forced a fumble ... **11/22 vs. CIN:** Recovered a fumble in the second quarter and finished with two tackles for loss ... Had five tackles on **11/26 at DAL** and seven tackles on **12/6 at PIT** ... **12/20 at DEN:** Recorded eight solo tackles ... **12/27 at CLE:** Totaled 14 tackles including first sack of the season on which he forced

a fumble of Derek Anderson ... **1/3 vs. BAL:** Finished season with 10 tackles and second sack of the season ...

2008: Started all 16 games at MLB for the third straight season ... Led team with a career-high 135 tackles (99 solo), the fifth-most in the NFL ... Added one sack, one INT, one pass defended and two forced fumbles ... Posted five tackles on **9/8 vs. DEN** in season-opener ... **9/14 at KC:** Recorded his seventh career INT along with one sack and five solo tackles ... **9/21 vs. BUF:** Led team with 10 tackles and added one forced fumble ... Recorded eight tackles on **10/12 at NO** and nine tackles on **10/19 vs. NYJ** ... Led team with 13 tackles including 11 solo on **10/26 at BAL** ... Paced team with 12 tackles on **11/2 vs. ATL** ... Recorded nine tackles including one for a loss on **11/16 at MIA** ... Totaled nine tackles on **11/30 vs. KC** and 12 tackles on **12/4 at SD** ...

2007: Started all 16 games at MLB and led team with 120 tackles ... Added 10 passes defended, four INTs and one sack ... Began season with an INT in three consecutive games ... Had nine solo tackles on **9/9 at DET** and made INT in the end zone to thwart a score ... Made INT on **9/16 at DEN** along with five solo tackles and two passes defended ... Returned an INT 45 yards on **9/23 vs. CLE** ... **11/4 vs. HOU:** Recorded seven solo tackles and one pass defended ... **11/11 vs. CHI:** Made nine tackles and had an eight-yard sack ... **11/18 at MIN:** Recovered a fumble that led to a FG and had nine tackles ... **11/25 at KC:** Paced team with 11 tackles (10 solo) and made crucial stop on a fourth-and-one late in the fourth quarter ... **12/23 at JAX:** Made two tackles and intercepted David Garrard in the end zone and returned it 36 yards ...



2006: Started all 16 games at MLB and led team with 122 tackles ... Contributed five special teams tackles ... **9/11 vs. SD:** Opened season with nine tackles ... **9/17 at BAL:** Registered seven tackles and made first career INT ... Had nine tackles on **10/1 vs. CLE** and 10 tackles on **10/8 at SF** ... **10/29 vs. PIT:** Made nine tackles, one INT and two passes defended. Broke up a pass on a fourth-and-goal to seal a victory ... **11/6 at SEA:** Led team with 11 tackles ... **12/3 vs. HOU:** Credited with six tackles and recovered a fumble and returned it 35 yards for his first career TD ... **12/10 at CIN:** Totaled a season-high 13 tackles ... **12/17 vs. STL:** Recorded first career sack along with six tackles ... Finished season with seven tackles on **12/23 vs. KC** and **12/31 at NYJ** ...

2005: Played in all 16 games as a rookie, starting 15 at LB ... Ranked second on the team with 112 tackles (87 solo), the most among all NFL rookies ... Recorded 10-plus tackles in four games and led or tied for the team-lead in seven contests ... Added two passes defended and two fumble recoveries along with seven special teams tackles ... **9/8 at NE:** Made NFL debut in a reserve role and was credited with game-high 10 tackles ... **9/18 vs. KC:** Made first career start at LB and registered 10 tackles and one special teams tackle ... **9/25 at PHI:** Tied for team-lead with eight tackles and one pass defended ... **10/16 vs. SD:** Paced team with eight solo tackles ... **10/23 vs. BUF:** Led team in tackles for second consecutive game with seven tackles and also recovered a fumble ... **11/13 vs. DEN:** Led team with season-high 12 tackles (11 solo) along with a pass defended ... **11/27 vs. MIA:** Credited with five solo tackles and one fumble recovery ... **12/4 at SD:** Posted team-high 11 solo tackles ... Finished season with five tackles on **12/24 at DEN** and **12/31 vs. NYG**.

COLLEGE: Four-year starter, playing in 47 games with 43 consecutive starts ... Was first two-time All-America selection at SDSU since Marshall Faulk (1991-93) ... Four-time All-Mountain West Conference (MWC) selection and two-time MWC

Defensive Player of the Year ... Finished career with 396 tackles (241 solo), the second-most in school history ... Career totals included 9.5 sacks, 40 tackles for loss, 10 fumble recoveries, eight forced fumbles, six INTs and 11 passes defended ... Ranked second in the conference with 115 tackles as a senior including nine tackles for loss ... Added three fumble recoveries, one INT and one forced fumble ... Earned All-MWC first-team honors for the third straight year and selected as MWC Co-Defensive Player of the Year ... Nominated for the Bronko Nagurski Trophy (nation's most outstanding defensive player), Lombardi Award (lineman), Bednarik Award (defensive player) and Lott Trophy (defensive impact player) ... Was second on the team as a junior with 115 tackles (70 solo) along with 3.5 sacks, 17 tackles for loss, four forced fumbles, two fumble recoveries and one INT ... First-team All-America selection by College Football News ... Named MWC Defensive Player of the Year by the conference's coaches and media ... Named team's Defensive Player of the Year as a sophomore after compiling a team-high 97 tackles (60 solo) ... Added three sacks, nine tackles for loss, five fumble recoveries, two forced fumbles and three INTs ... Earned All-MWC first-team honors ... Finished with 69 tackles, three sacks and five tackles for loss as a redshirt freshman ... Added one forced fumble, one INT and three passes defended ... Moved into starting lineup at MLB for the final seven games ... Majored in criminal justice.

PERSONAL: Single ... Resides in Oakland, Calif. ... Attended Bishop O'Dowd High (Calif.) ... Played for 1999 National Coach of the Year Paul Perenon ... Named to the Oakland Tribune, Contra Costa Times and San Francisco Examiner first-team defenses ... Hayward Area Athletic League's Defensive Player of the Year honoree ... Registered a team-high 98 tackles with four sacks, two interceptions and a pair of fumble recoveries as a senior LB ... Totaled 583 yards and 10TDs as RB in 1999...Led school to back-to-back (1997-98) NorCal Section 3A and HAAL championships...Also competed in track ... Full name: Kirk Morrison.

KIRK MORRISON'S REGULAR SEASON STATISTICS

TACKLES	GP/GS	TKL	SOLO	ASST	SACKS	FF	FR	PD
2005 Oakland	16/15	112	87	25	0.0	0	2	2
2006 Oakland	16/16	122	97	25	1.0	1	1	4
2007 Oakland	16/16	120	95	25	1.0	0	0	10
2008 Oakland	16/16	135	99	36	1.0	2	0	1
2009 Oakland	16/16	133	108	25	2.0	3	1	0
NFL totals: 5 years	80/79	622	486	136	5.0	6	4	17

INTERCEPTIONS	GP/GS	NO	YDS	AVG	LG	TD
2006 Oakland	16/16	2	32	16.0	31	0
2007 Oakland	16/16	4	94	23.5	45	0
2008 Oakland	16/16	1	0	0.0	0	0
NFL totals: 5 years	80/79	7	126	18.0	45	0



JEREMY NAVARRE

DEFENSIVE END

6-3 • 279 LBS. • MARYLAND
BORN MARCH 16, 1987 • JOPPATOWNE, MARYLAND
ACQ. ROOKIE FREE AGENT 2009 • EXP.: 2ND YEAR

GAMES PLAYED/STARTED: 2009 (6/0)

NFL TOTALS: 6 games, 0 starts

POSTSEASON TOTALS: 0 games, 0 starts

TRANSACTIONS: Signed as an undrafted rookie on 4/26/09.

PRO: Second-year DE played in six games as a rookie ... Spent time on the club's practice squad and active roster ... Finished season as one of six undrafted rookies on the roster ... Was four-year letterman at Maryland, finishing with 11.5 sacks ...

2009: Appeared in six games at DE and on special teams ... Had five tackles, one tackle for loss and one QB pressure ... Spent eight weeks on the club's practice squad ... Was waived during final cuts but was re-signed to the practice squad ... Was inactive on **9/20 vs. ARI** and **9/27 at HOU** ... Made NFL debut on **11/29 at SF** and saw action on seven snaps ... Played nine snaps on **12/6 vs. HOU** ... Saw action on special teams on **12/13 vs. MIA**, **12/17 vs. IND** and **12/27 at NE** ... Played season-high 49 snaps in season-finale on **1/3 at CLE** and made four tackles including one for loss.

COLLEGE: Four-year letterman who started 48 of 50 games along the defensive line ... Career totals included 25.5 tackles for loss, 183 tackles and 11.5 sacks ... Started at DE his first three seasons before spending majority of senior season at DT ... Tied for fourth on team with 70 tackles as a senior including 2.5 sacks ... Had career-high 3.5 tackles for loss vs. Nevada in

Humanitarian Bowl in final season ... Started career at Maryland as FB ... Graduated in December, 2009 with a degree in kinesiology.

PERSONAL: Single ... Resides in Joppatowne, Md. ... Three-year starter at FB and DE at Joppatowne High ... Amassed nearly 300 tackles in final two seasons and was consensus first-team all-state selection ... Had 145 tackles, 11 sacks and four fumble recoveries as a senior along with 15 receptions for 290 yards and three TDs ... Recorded 152 tackles, 11 sacks and six fumble recoveries as a junior ... Named Harford County Defensive Player of the Year as a senior and Baltimore Sun Athlete of the Year as a junior ... Selected as a National Football Foundation Scholar-Athlete ... Was state champion wrestler as a junior, finishing 88-2 in his prep career with 71 straight wins ... Father, George, played football at Joppatowne High and was the school's first-ever state wrestling champ ... Participated in 2009 Tropicana "Got Skills?" Rookie Day at Jacksonville Municipal Stadium ... Name pronounced nuh-VAR ... Visited San Jose Episcopal Day School and had lunch with students ... Helped Tyson Food Inc. distribute food to local community agencies ... Full name: Jeremy Navarre.

JEREMY NAVARRE'S REGULAR SEASON STATISTICS

TACKLES	GP/GS	TKL	SOLO	ASST	ST	SACKS	FF	FR	PD	TFL
2009 Jacksonville	6/0	5	3	2	0	0.0	0	0	0	1



REGGIE NELSON

SAFETY

25

5-11 • 206 LBS. • FLORIDA
 BORN SEPTEMBER 21, 1983 • MELBOURNE, FLORIDA
 ACQ. 1ST ROUND OF 2007 DRAFT • EXP.: 4TH YEAR

GAMES PLAYED/STARTED: 2007 (16/15, 2/2), 2008 (13/13), 2009 (16/14)

NFL TOTALS: 45 games, 42 starts

POSTSEASON TOTALS: 2 games, 2 starts

TRANSACTIONS: Originally drafted in the first round (21st overall) of the 2007 draft.

PRO: Speedy, talented safety has started 42 of 45 games in three seasons ... Former first-round pick in 2007 has seven career INTs including a team rookie record five INTs in 2007, tied for the most by an NFL rookie in 2007 ... Career totals include 223 tackles (162 solo), one sack, two forced fumbles and 18 special teams tackles ... Played in all 16 games as a rookie with 15 starts and started both postseason games ... Florida native who played high school and collegiately in the state ... Consensus All-America first-team choice in 2006 ... Left school following his junior season ... Sixth player drafted by the Jaguars from the University of Florida ... Highest drafted defensive back in team history and second safety chosen in the first round, joining Donovan Darius in 1998 ...

2009: Started 13 games at FS and one at LCB ... Ranked third on the team with 77 tackles (60 solo) and was second with six passes defended ... Added two tackles for loss, two QB pressures and one FR ... Saw action on special teams and had four tackles ... **9/13 at IND:** Started at FS and finished with seven tackles ... **9/27 at HOU:** Had five tackles and one special teams tackle in start ... **10/4 vs. TEN:** Did not miss a snap, finishing with season-high nine tackles and first career fumble recovery ... **10/11 at SEA:** Played all 75 snaps and had two tackles and one pass defended ... **10/18 vs. STL:** Played all 55 snaps and posted five tackles including one for loss ... **11/1 at TEN:** Made first career start at CB for injured Rashean Mathis and was credited with seven solo tackles on 60 snaps ... Recorded five tackles on **11/8 vs. KC** and made four solo tackles and one pass defended on **11/15 at NYJ** ... **12/17 vs. IND:** Started at FS and registered four solo tackles and one pass defended on 53 snaps ... Saw action on **12/27 at NE** and **1/3 at CLE** ...

2008: Started 13 games at FS ... Finished with 64 tackles (45 solo), two INTs and three passes defended ... Added five special teams tackles ... Missed three games with a knee injury ... **9/7 at TEN:** Posted four tackles in the season-opener ... **9/14 vs. BUF:** Did not miss a snap and made five tackles ... **9/21 at IND:** Totaled five tackles before leaving in the fourth quarter with a knee contusion and did not return ... Was inactive with a knee injury on **9/28 vs. HOU, 10/5 vs. PIT** and **10/12 at DEN** ... Returned to the starting lineup on **10/26 vs. CLE** and registered seven tackles ... Returned a blocked field goal 34 yards on **11/9 at DET** ... Recorded first INT of the season on **11/16 vs. TEN** as he picked off Kerry Collins at the two-yard line on the opening drive ... **12/14 vs. GB:** Totaled six tackles and ended the game with an INT of Aaron Rodgers on the final drive ... **12/18 vs. IND:** Recorded seven tackles and one pass defended ...

2007: Started 15 of 16 games as a rookie ... Tied Kevin Hardy (1996) for third-most starts in a season by a Jaguars rookie ... Set team rookie record with five INTs, tying with Leon Hall of Cincinnati for the most among NFL rookies ... Tied for sixth in the AFC and ninth in the NFL in INTs ... Named to Pro Football Weekly All-Rookie Team ... Ranked fourth on the club with career-high 82 tackles (57 solo) and had two forced fumbles, one sack, one tackle for loss and one QB pressure ... Tied for second on club with 12 passes defended ... Added nine special teams tackles ... **9/9 vs. TEN:** Saw action at safety in nickel defense and led secondary with nine tackles. Recorded first career sack and forced a fumble off Vince Young in the fourth quarter ... **9/16 vs. ATL:** Made first career start and did not miss a snap ... **10/7 at KC:** Made five tackles and recorded first

COACHES

SCOUTS

STAFF

PLAYERS

HISTORY

RECORDS

MISC.



career INT off Damon Huard ... **10/22 vs. IND:** Finished with eight tackles and two passes defended in first Monday night game ... **10/28 at TB:** Had six solo tackles, one QB pressure and one pass defended. Intercepted Jeff Garcia in the fourth quarter to seal the victory ... **11/4 at NO:** Tied for team lead with a career-high 12 tackles and added two passes defended and forced a fumble ... **11/18 vs. SD:** Intercepted a Philip Rivers pass in the fourth quarter and returned it 34 yards. Set team single-season record for INTs by a rookie ... **12/2 at IND:** Recorded an INT in his second consecutive game as he picked off Peyton Manning in the end zone in the fourth quarter and returned it 37 yards ... **12/23 vs. OAK:** Had team-high three passes defended and intercepted JaMarcus Russell ... **1/5 at PIT:** Started at FS and recorded three solo tackles in AFC Wild Card game ... **1/12 at NE:** Started at FS in AFC Divisional Playoff game and finished with seven tackles and missed only two plays on defense.

COLLEGE: Played in 25 games at Florida with 18 starts over two seasons ... Career totals included 97 tackles (66 solo), four sacks, two fumble recoveries and seven INTs including one for a TD ... Blocked two kicks on special teams ... Was unanimous All-Southeastern Conference and consensus All-America first-team choice in 2006 ... Started all 14 games at FS as a junior and led team with six INTs as part of BCS National Championship Team ... Finalist for Nagurski Trophy (nation's top defensive player) and Thorpe Award (nation's top defensive back) ... Honored with 2006 Jack Tatum Award as the nation's top defensive back by the Touchdown Club of Columbus ... Played in 11 games with four starts as a sophomore and finished with 46 tackles and four sacks ... Played at

Coffeyville Community College in Kansas in 2004 and set school record for INT return yards with 175 on six interceptions ... Attended Coffeyville Community College and sat out the 2003 season ... Majored in sociology at Florida.

PERSONAL: Single with daughter, Tyjaeja Ashley Nelson ... Resides in Melbourne, Fla. ... Son of the late Mary Lakes ... Attended Palm Bay (Melbourne) High and was a two-time first team All-State selection at DB ... Held football camp at Jacksonville University in June the last two years ... Actively supports the charitable efforts of his teammates ... Attended 2008 Draft Day Fan Fest at the Jacksonville Landing ... Served as a celebrity shopper for holiday fundraising event benefitting local community agencies in 2007 ... Hosted the inaugural Mary Lakes Invitational Bowl Against Breast Cancer in June 2009. The event was created in memory of his mother, Mary, who lost her battle with breast cancer in 2006 ... Visited local juvenile detention center in 2010 off-season to give his testimony ... Served as celebrity waiter in 2009 and 2010 at Morton's Steakhouse for annual charity event that raises money for Wolfson and Shands Hospitals ... Participated both financially and in person at the 2009 Shop with a Jock event at Wal-Mart where more than 50 children from the Bridge of Northeast Florida and the Mali Vai Washington Kids Foundation were treated to a shopping spree ... Signed autographs for employees at Shands Jacksonville Medical Center this year as part of Team Teal initiative ... Visited families in 2009 at Ronald McDonald House ... Served food to the homeless at Clara White Mission ... Participated in 2009 Hometown Huddle ... Full name: Reggie Nelson.

REGGIE NELSON'S REGULAR SEASON STATISTICS

TACKLES	GP/GS	TKL	SOLO	ASST	ST	SACKS	FF	FR	PD	TFL
2007 Jacksonville	16/15	82	57	25	9	1.0	2	0	12	1
2008 Jacksonville	13/13	64	45	19	5	0.0	0	0	3	0
2009 Jacksonville	16/14	77	60	17	4	0.0	0	1	6	2
NFL totals: 3 years	45/42	223	162	61	18	1.0	2	1	21	3

INTERCEPTIONS	GP/GS	NO	YDS	AVG	LG	TD
2007 Jacksonville	16/15	*5	*76	15.2	37	0
2008 Jacksonville	13/13	2	0	0.0	0	0
2009 Jacksonville	16/14	0	0	0.0	0	0
NFL totals: 3 years	45/42	7	76	10.9	37	0

*Team leader

REGGIE NELSON'S POSTSEASON STATISTICS

TACKLES	GP/GS	TKL	SOLO	ASST	ST	SACKS	FF	FR	PD	TFL
2007 Jacksonville	2/2	10	9	1	0	0.0	0	0	0	0



UCHE NWANERI

GUARD/CENTER

77

6-3 • 318 LBS. • PURDUE
 BORN MARCH 20, 1984 • GARLAND, TEXAS
 ACQ. 5TH ROUND OF 2007 DRAFT • EXP.: 4TH YEAR

GAMES PLAYED/STARTED: 2007 (9/1, 0/0), 2008 (16/15), 2009 (16/13)

NFL TOTALS: 41 games, 29 starts

POSTSEASON TOTALS: 0 games, 0 starts

TRANSACTIONS: Originally drafted in the fifth round (149th overall) of the 2007 draft.

PRO: Fourth-year OL who can play both guard and center ... Has started 29 of 41 games (16 at LG, 13 at RG) since joining the club as a fifth-round pick in 2007 ... Moved into the starting lineup in 2008 and made 15 starts at LG and started 13 games at RG in 2009 ... Played in nine games with one start as a rookie ... Regarded as one of the sleepers of the 2007 draft ... Joined LB Akin Ayodele (2002) as only two players drafted from Purdue by the Jaguars ...

2009: Played in all 16 games for the second consecutive season with 13 starts at RG ... Saw limited action on **9/13 at IND** and **9/20 vs. ARI** ... **9/27 at HOU:** Saw extensive action at RG after Maurice Williams moved to RT to replace injured Eben Britton ... **10/4 vs. TEN:** Made first start of the season at RG and helped team to 442 yards of offense including 323 passing yards by David Garrard, the third-most of his career ... **10/18 vs. STL:** Started at RG and helped offense to season-high 492 yards, the fourth-most in team history ... **11/1 at TEN:** Paved the way for season-high 217 rushing yards on 16 carries (13.6 avg.), the highest average per rush in the NFL since the 1970 merger ... **11/8 vs. KC:** Offense produced 426 total yards including 173 on the ground ...

2008: Started career-high 15 of 16 games and did not miss a snap in the last 14 games ... Moved into starting role at LG after season-ending injury to Vince Manuwai on opening day ... **9/7 at TEN:** Replaced RG Maurice Williams who left the game after the first series with a biceps injury. Moved to LG when Manuwai was injured. Injured knee in the first quarter but returned to finish the game at LG ... **9/21 at IND:** Started at LG and played the entire game. Helped the Jaguars rush for season-high 236 yards and part of an offensive line that did not allow a sack ...

2007: Appeared in nine games with one start ... Saw extensive action on special teams ... Was inactive for both postseason games ... Saw action on special teams in first four games ... Was inactive for seven games ... **12/30 at HOU:** Made first career start at LG in place of rested starter Vince Manuwai in regular season finale.

COLLEGE: Played in 29 games at Purdue at LG ... Offense ranked among nation's best in total offense during career ... Started all 14 games at LG as a senior and helped team rank 13th in the nation in total offense, averaging 415.7 yards per game ... Suspended for the entire 2005 season and enrolled at Ivy Tech Community College in Indianapolis before re-enrolling at Purdue ... Started all 12 games at LG in 2004 and produced 44 knockdowns as part of an offensive line that helped the team rank fourth in the nation in passing offense at 321.2 yards per game ... Appeared in three games as a redshirt freshman ... Started career at DT before making the switch to the offensive line ... Majored in law and society.

PERSONAL: Single ... Resides in Garland, Texas. ... Was born in Dallas ... Parents are of Nigerian descent ... Attended Naaman Forest (Garland, Texas) High ... Rated the 48th-best DT in the nation by Student Sports Magazine as a senior ... Recorded 57 tackles, three sacks and two fumble recoveries as a senior ... Played in the Coca-Cola Classic All-Star Game ... Also participated in track ... Cousin, Ike Diogu, plays for the Sacramento Kings of the NBA ... Held monthly event, "Gaming 4 The Cause," at Sneakers Sports Grille during the 2009 season at Jacksonville Beach to benefit the Daniel Home ... Joined teammate Scott Starks to feed the homeless in 2008 at Clara White Mission ... Participated in fundraiser as a celebrity bowler for Big Brothers & Big Sisters of Northeast Florida

COACHES

SCOUTS

STAFF

PLAYERS

HISTORY

RECORDS

MISC.



... Made several school visits in 2008 including trips to West Nassau High School, Julington Creek Elementary, Pinedale Elementary and spoke to group of students at Mandarin Middle School in 2009 ... Supported Shop with a Jock event at Wal-Mart in December of 2008 for more than 50 children from the Bridge of Northeast Florida and the MaliVai Washington Kids Foundation ... Visited Mandarin Middle School in 2009 to reward

students for their work in the Super Bowl of Caring Program ... Teamed up with Activation Publishing and Pro vs. GI Joe in an online video game showdown in December of 2009 with military troops stationed across the world from the Touchdown Club at Jacksonville Municipal Stadium ... Full name: Uchechukwu Nwaneri ... Name pronounced: OO-chay wah-NEHR-ee.



KASSIM OSGOOD
WIDE RECEIVER

81

6-5 • 220 LBS. • SAN DIEGO STATE
BORN MAY 20, 1980 • SALINAS, CALIFORNIA
ACQ. UFA 2010 (SAN DIEGO) • EXP.: 8TH YEAR

GAMES PLAYED/STARTED: 2003 (16/2), 2004 (16/7, 1/0), 2005 (12/3), 2006 (16/0, 1/0), 2007 (16/0, 3/0), 2008 (16/0, 2/0), 2009 (16/1, 1/0)

NFL TOTALS: 108 games, 13 starts

POSTSEASON TOTALS: 8 games, 0 starts

TRANSACTIONS: Originally signed as an undrafted rookie by San Diego on 5/2/03 ... Signed by Jacksonville as an unrestricted free agent on 3/6/10.

PRO: Regarded as one of the NFL's best special teams players and also sees time at receiver ... Selected to Pro Bowl in three of the last four seasons ... Has played in 108 games with 13 starts since entering the league as an undrafted rookie with San Diego ... Missed only four games and owns current streak of 64 consecutive regular season games played ... Career totals include 96 special teams tackles along with 33 receptions for 647 yards (19.6 avg.) and four TDs ... Recorded two receptions of 50-plus yards ... Appeared in eight postseason games ...

2009: Played in all 16 games for the fourth consecutive season and sixth time in seven seasons ... Voted to third Pro Bowl as a special teams player and was named All-NFL by Pro Football Weekly and Pro Football Writers Association ... Was second on team with 15 special teams tackles (13 solo) ... Added one reception for 17 yards ... Had two special teams tackles in consecutive games: **11/8 at NYG** and **11/15 vs. PHI** ... Made start at WR in regular season finale on **1/3 vs. WAS** and had season-high three special teams tackles ...

2008: Appeared in all 16 games and was named second alternate for Pro Bowl as special teams player ... Led team with 17

special teams tackles ... Recovered an onsidles kick with just under one minute remaining in game on **12/14 at KC** which led to TD and win. A loss would have eliminated team from playoffs ...

2007: Played in all 16 games and was voted to second consecutive Pro Bowl as special teams standout ... Earned All-NFL and All-AFC honors from Pro Football Weekly and Pro Football Writers Association ... Compiled 14 special teams tackles along with two receptions for 23 yards ... Finished with three special teams tackles on **10/28 vs. HOU** ... On **12/9 at TEN**, he downed a punt at the one early in fourth quarter and teamed with Antonio Gates to down ball at two-yard line on first series of overtime ...

2006: Earned his first trip to the Pro Bowl as a special teams player ... Named All-AFC by Pro Football Weekly and Pro Football Writers Association ... Finished with nine special teams tackles ... Posted team-high four special teams tackles on **1/14/07 at NE** in AFC Divisional Playoff Game ...

2005: Played in 12 games with three starts ... Recorded two receptions for 21 yards and career-high 19 special teams tackles ... Had season-high four special



teams tackles on **10/30 vs. KC** including a three-yard tackle for loss on a punt return in fourth quarter ... Suffered torn pectoral muscle on **12/4 vs. OAK** and was placed on injured reserve ...

2004: Appeared in all 16 games with career-high seven starts ... Finished with career-high 15 receptions for 308 yards and two TDs ... Posted three receptions for 37 yards on **10/17 at ATL** ... Made career-long 65-yard reception on **11/28 at KC** and finished with season-high 92 receiving yards, and ran down Dante Hall on the opening kickoff of third quarter to prevent a TD ... Had two receptions for 43 yards on **12/26 at IND** and two receptions for 55 yards on **1/2 vs. KC** ...

2003: Finished with 13 receptions for 278 yards and two TDs as a rookie ... Played in all 16 games with two starts ... Scored first career TD on a 19-yard pass from Doug Flutie on **11/16 at DEN** ... Recorded first career 100-yard receiving game on **12/21 at PIT** with four receptions for 102 yards including a season-high 57-yard TD catch.

COLLEGE: Began career at Cal Poly from 1999-2000 before transferring to San Diego State for his final two seasons ... Earned first-team All-Mountain West Conference honors as a senior ... Finished second in the nation with 108 receptions and fourth with 119.4 yards per game ... Combined with J.R. Tolver to set NCAA record for combined receiving yards (3,337) and receptions (236) ... Was Division I-AA All-America selection as a sophomore at Cal-Poly, leading the nation in receiving yards while ranking second in yards per game and sixth in receptions per game ... Set I-AA single-game record with 376 receiving yards against Northern Iowa

... Earned degree in sociology.

PERSONAL: Single ... Attended North Salinas High School (Calif.) ... Lettered in football, basketball and track ... Started the Team K.O. Foundation under the non-profit umbrella of Athletes for Education (AFE) to recognize and reward youth who succeed in the classroom, improve their citizenship and make progress towards becoming more physically fit ... Was honored by the San Diego Police Historic Association in 2006 with its Jose Cota Man of the Year Award for community service ... In 2009 was selected as one 12 NFL Players to receive a JB Award from CBS's James Brown and the NFL Players Association for his work in the community ... Donated 50 tickets to each Chargers home game for San Diego City School students that were selected by a committee of teachers based on outstanding academics and citizenship ... Completed course work in the spring of 2009 at San Diego State to earn his degree in sociology and become the first member of his family to hold a college degree ... Spends time acting in the offseason and holds a Screen Actors Guild Card, as well as one from the American Film, TV and Radio Association ... Screen credits include roles in the movie "We Were Soldiers," the CBS show "Jericho," MTV Shows "Road Rules: Viewers Revenge" and "Short Circuitz," along with several roles in television commercials ... Close friends with actor Michael Clarke Duncan, star of the movie "The Green Mile," and former UFC Champion Chuck Liddell ... Practices Capoeira in his spare time, a Brazilian form of martial arts ... Twitter account is @Kassimosgood ... Born in Boston, Mass. ... Full name: Kassim Osgood.

KASSIM OSGOOD'S REGULAR SEASON STATISTICS

RECEIVING	GP/GS	NO	YDS	AVG	LG	TD	ST
2003 San Diego	16/2	13	278	21.4	57t	2	9
2004 San Diego	16/7	15	308	20.5	65	2	13
2005 San Diego	12/3	2	21	10.5	15	0	19
2006 San Diego	16/0	0	0	0.0	0	0	9
2007 San Diego	16/0	2	23	11.5	15	0	14
2008 San Diego	16/0	0	0	0.0	0	0	17
2009 San Diego	16/1	1	17	17.0	17	0	15
NFL totals: 7 years	108/13	33	647	19.6	65	4	96

KASSIM OSGOOD'S POSTSEASON STATISTICS

RECEIVING	GP/GS	NO	YDS	AVG	LG	TD	ST
2004 San Diego	1/0	0	0	0.0	0	0	0
2006 San Diego	1/0	0	0	0.0	0	0	4
2007 San Diego	3/0	0	0	0.0	0	0	2
2008 San Diego	2/0	0	0	0.0	0	0	1
2009 San Diego	1/0	0	0	0.0	0	0	1
NFL totals: 7 years	108/13	0	0	0.0	0	0	8



MONTELL OWENS

FULLBACK

5-10 • 225 LBS. • MAINE
 BORN MAY 4, 1984 • WILMINGTON, DELAWARE
 ACQ. ROOKIE FREE AGENT 2006 • EXP.: 5TH YEAR

GAMES PLAYED/STARTED: 2006 (14/0), 2007 (16/0, 2/0), 2008 (16/0), 2009 (16/0)

NFL TOTALS: 62 games, 0 starts

POSTSEASON TOTALS: 2 games, 0 starts

TRANSACTIONS: Signed as an undrafted rookie 4/30/06.

PRO: Regarded as one of the NFL's top special teams players ... Named first alternate for 2009 Pro Bowl ... Has played in 62 games since earning a roster spot as a rookie free agent in 2006 ... Ranks second in franchise history with 75 special teams tackles ... Tied a single-season franchise record with 30 special teams tackles in 2009 ... Ranked second on the team with 18 special teams tackles in 2008 and had two TDs on special teams ... Played major role on unit that led NFL in opponents punt return average (4.2) in 2009 and ranked first in the NFL in 2008 in opponent start position after kickoff (24.3) ... Re-signed in January 2009 ... Appointed by Jack Del Rio to Player Leadership Council in 2008 ... Had four special teams tackles in 2007 postseason ... One of only three undrafted rookies to make the Jaguars 2006 opening day roster ... Four-year letterman at Maine and only the fifth player in school history to play in the NFL ...

2009: Played in all 16 games for the third consecutive season ... Led team with a career-high 30 special teams tackles (18 solo), tied for the most in franchise history ... Named AFC first alternate for Pro Bowl special teamer ... Spearheaded a unit that led NFL in opponents punt return average (4.2) for the first time in franchise history ... The 4.2-yard average was the third-lowest in the NFL since 2000 ... Totaled 12 tackles in the last five games ... Also saw action at FB and finished with two carries for one yard ... Added three kickoff returns for 49 yards with a long of 29 ... Had one carry for three yards in season-opener on **9/13 at IND** ... Saw action at FB and on special teams on **9/20 vs. ARI** and had one carry and recorded 29-yard kickoff return ... Finished with two special teams tackles on **9/27 at HOU** and **10/4 vs. TEN** ... Established career-high with four special teams tackles on **10/11 at SEA** ...

Finished with three special teams tackles on **11/1 at TEN** and moved into second place in franchise history with 57 career tackles ... **11/8 vs. KC:** Had his second consecutive game with three special teams tackles ... Had one special teams tackle and one kickoff return for 17 yards on **11/29 at SF** ... Totaled three special teams tackles on **12/6 vs. HOU** ... Matched his career-high with four special teams tackles on **12/17 vs. IND** ... Concluded season on **1/3 at CLE** with three special teams tackles, tying the franchise single-season record with 30 ...

2008: Played in all 16 games for the second consecutive season, seeing action on special teams and at FB ... Ranked second on the team with 18 special teams tackles (14 solo) along with one fumble recovery, and tied for third in scoring with 3 TDs ... Had two rushes for 43 yards and two TDs, two receptions for 17 yards and two kickoff returns for 30 yards ... Named special teams player on Peter King's Sports Illustrated All-Pro Team ... Selected to USA Today All-Joe Team, which goes to players and coaches who have overachieved and are often overlooked ... Served as special teams captain ... **9/21 at IND:** Recorded first career reception of 10 yards on game-winning drive ... **9/28 vs. HOU:** Scored first career TD on a 41-yard run, the result of a fake-punt direct snap ... Had two special teams tackles on **10/5 vs. PIT** and **10/12 at DEN** ... Recorded two solo tackles on **11/2 at CIN** and recovered a fumble on a fourth quarter kickoff and returned it 18 yards for a TD ... **12/1 at HOU:** Had one assisted special teams tackle and returned two kickoffs for 30 yards ... **12/7 at CHI:** Saw extensive action at FB ... **12/18 vs. IND:** Had a two-yard TD run and added three tackles on special teams ... **12/28 at BAL:** Made one reception for seven yards ...



2007: Played in all 16 games, mainly on special teams ... Ranked fourth on the team with a then career-high 19 special teams tackles ... **9/16 vs. ATL:** Led team with three special teams tackles ... **9/23 at DEN:** Recorded one special teams tackle and forced a fumble on the opening kickoff of the second half that was recovered by the Jaguars ... Recorded two special teams tackles on **10/14 vs. HOU, 11/25 vs. BUF** and **12/16 at PIT** ... **12/30 at HOU:** Recorded one special teams tackle and left game in the second quarter with a sprained ankle and did not return ... **1/5 at PIT:** Saw action on special teams in AFC Wild Card game. Recorded one tackle and returned two kickoffs for 15 yards ... **1/12 at NE:** Posted a team-high three special teams tackles in AFC Divisional Playoff game ...

2006: Played in 14 games, primarily on special teams ... Tied for sixth on team with eight special teams tackles ... **9/10 vs. DAL:** Recorded one solo special teams tackle and returned an onside kick four yards ... **9/18 vs. PIT:** Made team-high two special teams tackles ... **9/24 at IND:** Saw action at FB and helped Jaguars rush for 191 yards ... Also saw action at FB on **10/1 at WASH** ...

COLLEGE: Four-year letterman who played in 38 games at RB ... Set career-highs with 184 carries for 779 yards and nine TDs as a senior ... Played in nine games as a junior and had 49 carries for 187 yards and two TDs ... Appeared in nine games as a sophomore TB and rushed for 32 yards on 15 carries ... Played in 10 games as a freshman ... Majored in kinesiology.

PERSONAL: Engaged (Lisa Harris) ... Lives in Wilmington, Del. ... Attended Concord High in Wilmington, Del. ... Rushed for more than 1,100 yards and 20 TDs ... Also lettered in baseball and track ... Took classes toward his bachelor's degree at Maine in the 2007 offseason ... Shared his testimony at Sacred Heart Church in 2008 and also made visit to Beaches Chapel Church ... Attended classes in 2010 at Harvard Business School as part of the NFL Business Management and Entrepreneurial program ... Supports team initiatives including Jaguars golf tournament and Draft Day Fan Fest ... Enjoys spending time at local community agencies where he encourages kids to live a healthy lifestyle ... Visited Washington, D.C., in February 2009 as guests of USO and made trip to Walter Reed Army Medical Center to visit wounded soldiers ... Taped a PSA with Comcast for World Wide Day of Play ... Supports local military ... Participated in Muscular Dystrophy Association event at the Jacksonville Landing ... Visited North Shore K-8 for the What Moves U kickoff event ... Teamed up with Lift Up America and Tyson Foods to distribute food to more than 50 local soup kitchens and pantries ... Is a musician in his spare time and is an accomplished trumpet player ... Teamed up with 12 area high school students in 2009 to form the St. Johns River City High School Jazz All-Stars and performed at the Jazz Festival in downtown Jacksonville ... Participated in the 2009 HEAL Zoo Walk ... Served as celebrity waiter for 2009 Children's Miracle Network fundraiser at Morton's Steakhouse ... Full name: Montell Ernest Owens.

MONTELL OWENS' REGULAR SEASON STATISTICS

RUSHING	GP/GS	NO	YDS	AVG	LG	TD	
2006 Jacksonville	14/0	0	0	0.0	0	0	
2007 Jacksonville	16/0	0	0	0.0	0	0	
2008 Jacksonville	16/0	2	43	21.5	41t	2	
2009 Jacksonville	16/0	2	1	0.5	3	0	
NFL totals: 4 years	62/0	4	44	11.0	41t	2	
RECEIVING	GP/GS	NO	YDS	AVG	LG	TD	ST
2006 Jacksonville	14/0	0	0	0.0	0	0	8
2007 Jacksonville	16/0	0	0	0.0	0	0	19
2008 Jacksonville	16/0	2	17	8.5	10	0	18
2009 Jacksonville	16/0	0	0	0.0	0	0	*30
NFL totals: 4 years	62/0	2	17	8.5	10	0	75

ADDITIONAL STATISTICS: 1 kickoff return for 4 yards in 2006; 2 kickoff returns for 30 yards in 2008; 3 kickoff returns for 49 yards in 2009; 1 forced fumble on 9/23/07 at Denver; 1 fumble recovery for TD on 11/2/08 at Cincinnati;

*Team Leader

MONTELL OWENS' POSTSEASON STATISTICS

RUSHING	GP/GS	NO	YDS	AVG	LG	TD
2007 Jacksonville	2/0	0	0	0.0	0	0

ADDITIONAL STATISTICS: 2 kickoff returns for 15 yards in 2007; 4 special teams tackles in 2007

**ADAM PODLESH**
PUNTER5-11 • 200 LBS. • MARYLAND
BORN AUGUST 11, 1983 • PITTSFORD, NEW YORK
ACQ. 4TH ROUND OF 2007 DRAFT • EXP: 4TH YEAR**GAMES PLAYED/STARTED:** 2007 (16/0, 2/0), 2008 (11/0), 2009 (16/0)**NFL TOTALS:** 43 games, 0 starts**POSTSEASON TOTALS:** 2 games, 0 starts**TRANSACTIONS:** Originally drafted in the fourth round (101st overall) of the 2007 draft.

PRO: Fourth-year punter has played in 43 games since being selected in the fourth round of 2007 draft ... Also serves as holder on placekicks ... Possesses strong leg with solid directional kicking abilities ... Returned in 2009 from a knee injury that sidelined him for final five games of the 2008 season ... Has punted 172 times for 7,255 yards with 42.2-yard average (37.4 net) ... Totaled 49 punts inside the 20 including a career-high 23 in 2009 ... Totaled 38.3-net yard average in 2009, the fourth-highest in franchise history ... Finished rookie season ranked seventh in the AFC with a 36.9-yard net average with 14 punts downed inside the 20 and only two TBs ... Was first punter taken in the 2007 draft and highest drafted punter in Jaguars history ... Four-time All-Atlantic Coast Conference performer who finished with 43.1 career average ... First Maryland player drafted by the Jaguars ...

2009: Played in all 16 games for the second time in his career and produced career-high numbers ... Totaled career-best 72 punts for a 41.9-gross average and a 38.3-yard net average with a career-high 23 inside the 20 and five TBs ... Had a long punt of 64 yards ... The 38.3-yard net average ranked fourth-highest in franchise history ... **9/13 at IND:** Had five punts for 37.8-yard average with a long of 57 and two punts downed inside the 20 ... **9/20 vs. ARI:** Punted four times for 45.3-yard average with a long of 61 ... **10/11 at SEA:** Recorded a season-high eight punts for 46.4-yard average (45.5 net) with a long of 54. Had two punts inside the 20 ... **11/1 at TEN:** Punted seven times for 309 yards (44.1 avg., 42.0 net) and two punts inside the 20. Had a 64-yard punt in the first quarter that was downed at the Titans five-yard line, the second-longest punt of his career ... **11/22 vs. BUF:** Had five punts for 44.8-yard average (40.8 net) with a long of 53.

Had three punts inside the 20 ... **12/6 vs. HOU:** Finished with 49.3-yard average (45.0 net) on three punts with two inside the 20 ... **12/13 vs. MIA:** Recorded seven punts for 43.1-yard average with a long of 62 ... **12/17 vs. IND:** Punted three times for 44.7-yard average (42.0 net) ... **1/3 at CLE:** Finished season with 36.3-yard average on four punts with one inside the 20 ...

2008: Played in 11 games before suffering a knee injury on **11/23 vs. MIN** that forced him to miss final five games ... Recorded 46 punts for a 43.2-yard gross average and a 36.6-yard net average ... Had 12 punts downed inside the 20 and five TBs ... Added four special teams tackles ... **9/7 at TEN:** Had six punts for 37.0-yard average (31.2 net) with a long of 50. Had a career-high four punts inside the 20 with one touchback ... **9/14 vs. BUF:** Punted four times for a 50.5-yard average (36.0 net) with a long of 52 ... **9/21 at IND:** Had one punt for 60 yards that was downed inside the 20 ... **9/28 vs. HOU:** Punted two times for 46.5-yard average (35.0 net) with a long of 56. Lined up at TE on a fake punt formation that resulted in a TD ... **10/5 vs. PIT:** Had five punts with a 46.6-yard average (39.6 net) with a long of 55 ... **10/26 vs. CLE:** Had three punts for a 46.7-yard average (38.3 net) with a long of 59 ... **11/2 at CIN:** Finished with six punts for a 45.0-yard average (41.3 net) with two punts inside the 20. Did not convert on an onside kick attempt in the fourth quarter ... **11/16 vs. TEN:** Set a franchise-record with 10 punts for 409 yards with a 40.9-yard average (39.5 net) with a long of 51 ... **11/23 vs. MIN:** Suffered a knee injury but did not leave the game. Was placed on injured reserve two days later ...

2007: Played in all 16 games and both postseason games at Pittsburgh and at



New England ... Recorded 54 punts for a 41.6-yard gross average and a 36.9-yard net average with 14 punts inside the 20 and two TBs ... Had a long punt of 76 yards and did not have a punt blocked ... Had five punts for a 41.6-yard net average in the postseason ... **9/9 vs. TEN:** In first career game punted five times for a 42.2-yard average (36.8 net) with a long of 49. Filled in on kickoff duties after pre-game injury to Josh Scobee ... **10/7 at KC:** Recorded solid game with four punts for a 45.0-yard average (45.0 net) and a long of 56. Had three punts inside the 20. Had punts downed at the 3, 8, and 5-yard line. All four punts came in the second half to help preserve the lead. ... **10/28 at TB:** Punted eight times for a 45.5-yard average (37.3 net) with a career-long 76 yarder, the second-longest in team history and the second-longest punt of the season in the NFL ... **11/11 at TEN:** Punted five times for a 43.0-yard average (34.2 net) with a long of 49. Had one inside the 20 and one TB. Rushed two times for minus-two yards. Ran a fake field goal in the third quarter for no gain ... **12/16 at PIT:** Punted five times for a 29.0-yard average (26.6 net) with a long of 44. Had three inside the 20 ... **12/23 vs. OAK:** Punted four times for a 50.3-yard average (49.8 net) with a long of 57. Had two inside the 20. ... **1/5 at PIT:** In the AFC Wild Card Playoff game, punted four times for 200 yards with a 50.0-yard average (43.0 net) with a long of 54. Had one inside the 20 and one TB. **1/12 at NE:** In AFC Divisional Playoff game, punted once for 50 yards with a 36.0-yard net average.

COLLEGE: Was only four-time All-ACC selection in school history ... Ranked fourth in school history with 216 punts for 9,314 yards (43.1 avg.), the second-best average in school history and ninth-best in ACC history ... Ranked second in school history for career punting yards ... Had 83 career punts downed inside the 20 (38 pct.), including 35 inside the 10 ...

Recorded career net yard average of 38.4 ... Did not have a punt blocked in his career ... Recipient of the team's Terrapin Club Award, given to the player that gave the greatest career contribution to football ... As a senior, punted 56 times for 2,400 yards (42.9 avg.) with 23 punts inside the 20, including nine inside the 10 ... Second-team All-ACC selection and honorable mention All-America by Pro Football Weekly ... Ranked 22nd in nation and second in ACC with 42.9 average ... Semifinalist for Draddy Award, honoring the top student-athlete in the nation ... Earned first-team Academic All-ACC honors ... Graduated with a degree in marketing.

PERSONAL: Single ... Resides in Pittsford, N.Y. ... Attended Pittsford (N.Y.) Sutherland High ... Three-year letterman in football as a punter, FB and LB ... Named first-team All-State as a scholar-athlete by the New York Coaches' Association and earned All-Region honors from Super Prep ... Earned first-team All-State honors as a senior punter from the New York State Writers Association ... Also competed in track, posting the fastest 200-meter (21.58) and 400-meter times (50.5) in the state as a junior ... Ran the third leg of the state title-winning 4x100 relay team in 2000 ... Participated in and won the Lattera Links Celebrity Shootout at King and Bear in May of 2008 to benefit the St. Johns County Council on Aging ... Supports and attends team-sponsored events including the Food Drive and Jaguars Taste of the NFL dinner ... Attended the 2008 Students Against Underage Drinking Program for high school students ... Was inducted into the Rochester Jewish Sports Hall of Fame in June of 2008 ... Participated in the 2009 American Red Cross Charity Golf Tournament ... Attended classes in 2010 at The Wharton School of the University of Pennsylvania as part of the NFL Business Management and Entrepreneurial program ... Full name: Adam Podlesh.

ADAM PODLESH'S REGULAR SEASON STATISTICS

PUNTING	GP/GS	NO	GROSS			NET			IN 20	LG	BK
			YDS	AVG	FC	AVG	TB				
2007 Jacksonville	16/0	54	2,249	41.6	4	36.9	2	14	76	0	
2008 Jacksonville	11/0	46	1,989	43.2	13	36.6	5	12	60	0	
2009 Jacksonville	16/0	72	3,017	41.9	15	38.3	5	23	64	0	
NFL totals:	3 years	43/0	172	7,255	42.2	32	37.4	12	49	76	0

ADDITIONAL STATISTICS: 4 special teams tackles in 2008

ADAM PODLESH'S POSTSEASON STATISTICS

PUNTING	GP/GS	NO	GROSS			NET			IN 20	LG	BK
			YDS	AVG	FC	AVG	TB				
2007 Jacksonville	2/0	5	250	50.0	2	41.6	1	1	54	0	



COACHES

SCOUTS

STAFF

PLAYERS

HISTORY

RECORDS

MISC.



JOSH SCOBEE

PLACEKICKER

6-1 • 210 LBS. • LOUISIANA TECH
 BORN JUNE 23, 1982 • LONGVIEW, TEXAS
 ACQ. 5TH ROUND OF 2004 DRAFT • EXP.: 7TH YEAR

GAMES PLAYED/STARTED: 2004 (16/0), 2005 (16/0, 1/0), 2006 (16/0), 2007 (8/0, 2/0), 2008 (16/0), 2009 (16/0)

NFL TOTALS: 88 games, 0 starts

POSTSEASON TOTALS: 3 games, 0 starts

TRANSACTIONS: Originally drafted in the fifth round (137th overall) of the 2004 draft.

PRO: Seventh-year pro has served as the team's placekicker for the past six seasons after being drafted in the fifth round of the 2004 draft ... Has connected on 122 of 159 field goals (76.7 pct.) and 189 of 192 extra points for 555 points ... Owns second-highest field goal percentage in team history (Mike Hollis, 80.2 pct.) and ranks second in team history in scoring behind Hollis (764) ... One of the NFL's top kickoff specialists with a franchise-record 91 career touchbacks ... Ranked tied for third in the NFL in touchbacks since 2004 ... Has connected on six game-winning field goals including two in 2009 ... Converted 11 of 21 field goals from 50-plus yards, the most field goals in team history from 50-plus yards ... Has led the team in points five of six times and is only the third player in Jaguars history to score over 100 points in a season (Mike Hollis, Fred Taylor) ... Had streak of 61 consecutive games with a score snapped in 2009, the second-longest streak in team history ... Had career-best streak of 15 consecutive made field goals snapped at Buffalo on Nov. 26, 2006, ending the third-longest streak in team history ... Set career-high with five field goals on Nov. 25, 2007 against Buffalo along with a career-high 18 points ... Set a franchise record with a field goal in 13 consecutive games from 2006-07 ... Scored 119 points in 2006 on 26 field goals and 41 extra points, the third-highest single-season total in franchise history ... Has been named AFC Special Teams Player of the Week four times in five seasons ... Was the second placekicker taken in the 2004 draft after Nate Kaeding in the third round ...

2009: Played in all 16 games for the fifth

time in his career ... Connected on 18 of 28 field goals (64.3 pct.) and 30 of 31 extra points for 84 points ... Reached the end zone with 33 of 63 kickoffs with 17 touchbacks, the fourth-most in the AFC ... Was 11 of 12 on field goals from less than 40 yards and four of nine from 50-plus yards ... Ranked tied for fourth in the NFL with four 50-yard field goals and his nine attempts were the most in the NFL ... **9/13 at IND:** Connected on two of three field goal attempts as he fell short on franchise-record attempt of 63 yards at the end of the first half. Converted field goals of 24 and 46 yards ... **9/20 vs. ARI:** Converted one of two field goals with one blocked. Was two for two on extra points ... **9/27 at HOU:** Connected on only FG attempt of 52. Added one special teams tackle ... **10/4 vs. TEN:** Finished with franchise-record five touchbacks and 13 points. Was three of four on field goals including a 50-yarder. Was wide left on 55-yard field goal attempt at the end of the first half. Six of his eight kickoffs reached the end zone ... **10/11 at SEA:** Did not attempt a field goal or extra point and had consecutive game scoring streak snapped at 61, the second-longest in franchise history ... **10/18 vs. STL:** Made 36-yard game-winning field goal in overtime. Was one of two on field goals, missing wide left from 58 yards at the end of first half ... **11/1 at TEN:** Finished one of two on extra points with his second attempt blocked ... **11/15 at NYJ:** Converted game-winning field goal from 21 yards ... **11/22 vs. BUF:** Made his only field goal attempt from 29 yards in the first quarter and had a special teams tackle ... **12/6 vs. HOU:** Connected on three of three field goals, hitting from 51, 46 and 24 yards ... **12/13 vs. MIA:** Hit from 25 yards in the third quarter ... **12/17**



vs. IND: Connected on a 50-yard field goal in the first quarter ... **1/3 at CLE:** Made 47-yard field goal ...

2008: Played in all 16 games and connected on 19 of 25 field goals (76.0 percent) and 33 of 33 extra points for a team-high 90 points ... Established career-high with four field goals from 50-plus yards ... Tied for sixth in the AFC and tied for 12th in the NFL with 10 touchbacks ... Kicked game-winning field goals in back-to-back games weeks 3 and 4 ... Had streak of 11 consecutive made field goals ... Part of special teams unit that led the NFL in opponents starting position after kickoffs (24.3 avg.) ... **9/7 at TEN:** Converted one of two field goals, missing from 37 yards and connecting from 27 yards ... **9/14 vs. BUF:** Hit on all three field goals, connecting from 28, 50 and 39 yards. Converted an onsidest kick attempt in the third quarter ... **9/21 at IND:** Was three-for-three on field goals including a 51-yard game-winning kick with four seconds remaining in the game. Also connected from 26 and 21 yards. Had six kickoffs with two touchbacks. Became only the fourth player in team history to surpass 400 career points. Named AFC Special Teams Player of the Week for his performance ... **9/28 vs. HOU:** Connected on all three field goals including a 37-yard game-winning kick in overtime. Also hit from 46 and 40 yards ... **10/5 vs. PIT:** Did not attempt a field goal but connected on all three PAT attempts. Moved into second place in team history for most points scored (418) ... **10/12 at DEN:** Converted on only FG attempt of 48 yards and recorded three touchbacks ... **10/26 vs. CLE:** Connected on one-of-two field goal attempts, tying a franchise-record with a 53-yarder. First attempt of 38 yards was blocked by Shaun Rogers, ending a streak of 11 consecutive made field goals. Suffered a wrist injury in the game and was forced to wear a cast the remainder of the season ... **11/2 at CIN:** Was successful on both field goal attempts,

hitting from 52 and 26 yards ... **11/9 at DET:** Made 100th career field goal from 34 yards ... **11/23 vs. MIN:** Was one-of-three on field goals, connecting from 21 yards and missing wide left from 46 and 38 yards to mark only his third career game with two missed field goal attempts ... **12/1 at HOU:** Was successful from 29 yards and missed wide right from 43 yards ... **12/14 vs. GB:** Missed only field goal attempt from 51 yards as the kick hit the left upright ...

2007: Played in only eight games after injuring right quadriceps in pregame warm-ups on opening day ... Connected on 12 of 13 field goals (92.3 percent) and 26 of 27 extra points for a team-leading 62 points ... Led the team in scoring for fourth straight season ... Missed eight games after playing in the season opener and ended a streak of 49 consecutive games played ... **9/9 vs. TEN:** Injured quadriceps in pre-game warmups. Connected on only FG attempt, hitting from 22 yards. Did not kickoff for first time in career. ... **9/16 vs. ATL:** Missed game and ended streak of 49 consecutive games played ... **11/18 vs. SD:** Returned to action after missing previous eight games with a quadriceps injury and played in 50th career game. Connected on only FG attempt of 48 yards ... **11/25 vs. BUF:** Connected on a career-high and tied team record with five of five field goals, hitting from 46, 33, 22, 23, 20. Had nine kickoffs with two touchbacks. Attempted 100th career field goal. ... **12/16 at PIT:** Connected on only field goal attempt from 36 yards ... **12/23 vs. OAK:** Did not attempt a field goal but connected on a team-record seven PATs ... **1/5 at PIT:** In AFC Wild Card Playoff game, connected on one of two field goals, missing from 46 yards and hitting from 25. Made game-winning field goal with less than a minute remaining in the fourth quarter. ... **1/12 at NE:** In AFC Divisional Playoff game, connected on both field goal attempts from 39

GAME-WINNING FIELD GOALS

Kicker Josh Scobee has hit six game-winning field goals for the Jaguars since entering the league in 2004 including two in 2009.

DATE	OPPONENT	FG	TIME	FINAL
10/24/04	at Indianapolis	53	0:38	27-24
1/5/08	at Pittsburgh	25	0:37	31-29
9/21/08	at Indianapolis	51	0:04	23-21
9/28/08	vs. Houston	37	11:25 (OT)	30-27
10/18/09	vs. St. Louis	36	8:00 (OT)	23-20
11/15/09	at New York Jets	21	0:03	24-22

COACHES

SCOUTS

STAFF

PLAYERS

HISTORY

RECORDS

MISC.



and 25 yards ...

2006: Played in all 16 games and connected on 81.3 percent (26 of 32) of field goals and hit on all 41 PATs ... Ranked third in the AFC and fifth in the NFL with a career-high 119 points ... Finished with career-high 21 touchbacks which ranked second in the NFL ... Was 14 of 19 from 40-plus yards and hit a NFL-best 14 field goals from 40-49 yards ... Selected to USA Today All-Joe Team which goes to players who have overachieved and are often overlooked ... **9/18 vs. PIT:** Connected on all three field goal attempts which accounted for all the Jaguars scoring ... **10/1 at WAS:** Was three-for-three on field goals with all three from 40-plus yards, marking first time in career with three 40-plus yard field goals in a game ... **11/5 vs. TEN:** Connected on three field goal attempts and four PATs for 13 points ... **11/20 vs. NYG:** Tied then career-high with four field goals and finished with a season-high 14 points ... **11/26 at BUF:** Was one of two on field goals, ending a streak of 15 consecutive field goals made ... **12/3 at MIA:** Tied season-long with a 48-yard field goal ... **12/10 vs. IND:** Tied season-high with 14 points as he finished three of four on field goals, five of five PATs and recorded four touchbacks on eight kickoffs ...

2005: Led the AFC and ranked second in the NFL with a career-high 20 touchbacks on 77 kickoffs (26.0 pct.) ... Led the team in scoring with 107 points after connecting on 23 of 30 field goals and 38 of 39 extra points ... Ranked 10th in the AFC in points ... Became third Jaguar to score over 100 points, joining Mike Hollis and Fred Taylor ... Won AFC Special Teams Player of the Week twice ... **9/11 vs. SEA:** Tied career-high with four field goals on five attempts, surpassing the 100 point mark in only his 17th career game. Also had four touchbacks, the only NFL player in Week One with multiple touchbacks ... **10/9 vs. CIN:** Was three for three on field goals and two for two on extra points for 11 points, including a 53-yard field goal that matched the team record ... **12/11 vs. IND:** Had one besides kick that was recovered by Rashean Mathis ... **1/1 vs. TEN:** Was two for two on field goals and four of five on extra points, snapping streak of 59 straight made extra points ... **1/7 at NE:** Hit on one of two field goals in AFC Wild Card game ...

2004: Led team in scoring with 93 points

after connecting on 24 of 31 field goals and 21 of 21 extra points ... Finished season tied for third in AFC touchbacks with 11 touchbacks on 58 kickoffs ... **10/24 at IND:** Collected a season-high 13 points on four of four field goals and one extra point including the game-winning 53-yard field goal with 38 seconds remaining in the game and was named AFC Special Teams Player of the Week ... **11/28 at MIN:** Registered 10 points on three of three field goals, and one extra point and placed four of five kickoffs in end zone for touchbacks ... **1/2 at OAK:** Scored seven points on two of two field goal attempts.

COLLEGE: One of the premier placekickers in the country ... Won the kicking job as a true freshman and went on to set school career records, connecting on 66 of 92 field goals and 145 of 153 extra point attempts for 343 points ... Ranked second in field goal attempts in Western Athletic Conference history ... First-team All-WAC choice as a senior and earned second-team honors as a junior and sophomore ... Majored in sociology.

PERSONAL: Married (Melissa) ... Lives in Longview, Texas ... Attended Longview High ... Handled punting and placekicking chores, earning first-team All-District honors as a kicker and second-team All-East Texas accolades as a punter ... Converted 23 of 23 extra points and six of nine field goals as a senior ... Participates in school visits and celebrity golf tournaments ... Avid golfer ... Participated in the Laterra Links Celebrity Shootout at King and Bear in May of 2008 to benefit the St. Johns County Council on Aging ... Was celebrity guest at 2009 Child Cancer Fund Golf Tournament ... Participates in a variety of community outreach activities which includes time spent at Wolfson Children's Hospital and reading to elementary students ... Participated in the Sea Star's golf tournament to benefit the American Red Cross in 2010 at Deerwood Country Club ... Served as a marshal escort for all four of Tiger Woods' rounds at the 2009 Player's Championship at TPC Sawgrass ... Attempted to qualify for the 2010 U.S. Open through local qualifier ... Supports and attends team sponsored events including Food Drive Kickoff, Jaguars annual golf tournament, Jaguars Taste of the NFL dinner and the Jaguars Foundation Playbooks reading initiative ... Served as celebrity chef at the Salvation Army's Celebrity Chef's fundraiser in 2008 ... Full name: Joshua Taylor Scobee.

**JOSH SCOBEE'S REGULAR SEASON STATISTICS**

SCORING	GP/GS	PAT	ATT	FG	FGA	PCT	LG	PTS
2004 Jacksonville	16/0	21	21	24	31	77.4	53	*93
2005 Jacksonville	16/0	38	39	23	30	76.7	53	*107
2006 Jacksonville	16/0	41	41	26	32	81.3	48	*119
2007 Jacksonville	8/0	26	27	12	13	92.3	48	*62
2008 Jacksonville	16/0	33	33	19	25	76.0	53	*90
2009 Jacksonville	16/0	30	31	18	28	64.3	52	84
NFL totals: 6 years	88/0	189	192	122	159	76.7	53	555

FG ACCURACY	1-19	20-29	30-39	40-49	50+	TOTAL	PCT
2004 Jacksonville	0/0	10/10	8/11	5/7	1/3	24/31	77.4
2005 Jacksonville	0/0	9/9	7/8	5/10	2/3	23/30	76.7
2006 Jacksonville	0/0	5/6	7/7	14/18	0/1	26/32	81.3
2007 Jacksonville	0/0	6/6	3/3	3/4	0/0	12/13	92.3
2008 Jacksonville	0/0	7/7	3/6	5/7	4/5	19/25	76.0
2009 Jacksonville	0/0	7/8	4/4	3/7	4/9	18/28	64.3
NFL totals: 6 years	0/0	44/46	32/39	35/53	11/21	122/159	76.7

*Team leader

ADDITIONAL STATISTICS: Special teams tackles: 3 in 2004, 2 in 2005, 4 in 2006, 6 in 2008, 3 in 2009; 11 touchbacks on 62 kickoffs in 2004; 20 touchbacks on 78 kickoffs in 2005; 21 touchbacks on 83 kickoffs in 2006; 12 touchbacks on 46 kickoffs in 2007; 10 touchbacks on 63 kickoffs in 2008; 17 touchbacks on 63 kickoffs in 2009; Total 91 touchbacks on 395 kickoffs

JOSH SCOBEE'S POSTSEASON STATISTICS

SCORING	GP/GS	PAT	ATT	FG	FGA	PCT	LG	PTS
2005 Jacksonville	1/0	0	0	1	2	50.0	36	3
2007 Jacksonville	2/0	6	6	3	4	75.0	39	15
NFL totals: 6 years	3/0	6	6	4	6	66.7	39	18

JOSH SCOBEE'S SINGLE-GAME HIGHS**POINTS:** 18 (11/25/07 vs. Buffalo)**EXTRA POINTS:** 7 (12/23/07 vs. Oakland)**FIELD GOALS:** 5 (11/25/07 vs. Buffalo)**FIELD GOAL ATTEMPTS:** 5 (12/5/04 vs. Pittsburgh; 9/11/05 vs. Seattle; 11/25/07 vs. Buffalo)**LONGEST FIELD GOAL:** 53 (10/24/04 at Ind.; 10/9/05 vs. Cin.; 10/26/08 vs. Cleveland)**JAGUARS SPECIAL TEAMS SCORES**

In 15 years, the Jaguars have scored 17 touchdowns on special teams in the regular season and one in the playoffs:

DATE	OPPONENT	PLAYER	SCORE
Dec. 3, 1995	at Denver	Jimmy Smith	blocked punt recovered in end zone
Dec. 3, 1995	at Denver	Jimmy Smith	89-yard kickoff return (after lateral from Desmond Howard)
Dec. 1, 1996	vs. Cincinnati	Mickey Washington	65-yard blocked field goal return
Sept. 22, 1997	vs. Pittsburgh	Chris Hudson	58-yard blocked field goal return
Dec. 7, 1997	vs. New England	Reggie Barlow	92-yard kickoff return
Dec. 27, 1997*	at Denver	Travis Davis	29-yard blocked punt return
Sept. 13, 1998	vs. Kansas City	Reggie Barlow	85-yard punt return
Nov. 1, 1998	at Baltimore	Alvis Whitted	24-yard blocked punt return
Sept. 12, 1999	vs. San Francisco	Jason Craft	23-yard fumble return
Nov. 21, 1999	vs. New Orleans	Reggie Barlow	74-yard punt return
Dec. 26, 1999	at Tennessee	Alvis Whitted	98-yard kickoff return
Nov. 18, 2001	at Pittsburgh	Elvis Joseph	95-yard kickoff return
Oct. 6, 2002	vs. Philadelphia	Bobby Shaw	69-yard punt return
Nov. 27, 2005	at Arizona	Derrick Wimbush	91-yard kickoff return
Dec. 10, 2006	vs. Indianapolis	Maurice Jones-Drew	93-yard kickoff return
Nov. 4, 2007	at New Orleans	Maurice Jones-Drew	100-yard kickoff return
Sept. 28, 2008	vs. Houston	Montell Owens	41-yard run
Nov. 2, 2008	at Cincinnati	Montell Owens	18-yard fumble return

* Playoff game

**MIKE SIMS-WALKER**
WIDE RECEIVER6-2 • 214 LBS. • CENTRAL FLORIDA
BORN NOVEMBER 21, 1984 • ORLANDO, FLORIDA
ACQ. 3RD ROUND OF 2007 DRAFT • EXP: 4TH YEAR**GAMES PLAYED/STARTED:** 2007 (IR), 2008 (9/1), 2009 (15/14)**NFL TOTALS:** 24 games, 15 starts**POSTSEASON TOTALS:** 0 games, 0 starts**TRANSACTIONS:** Originally drafted in the third round (79th overall) of the 2007 draft.

PRO: Fourth-year pro is considered one of the NFL's top young receivers ... Athletic, quick, precise route runner with ability to break tackles ... Has played in 24 games with 15 starts since being selected in the third round of the 2007 draft ... Career totals include 79 receptions for 1,086 yards (13.7 avg.) with seven TDs ... Had breakout season in 2009 with career-high 63 receptions for 869 yards and seven TDs in 15 games ... The 869 receiving yards were the most by a Jaguars WR since 2005 and he became only third WR in franchise history with 800-plus receiving yards in a season ... Did not play as a rookie in 2007 after suffering a setback on his knee in the pre-season ... Played in only nine games with one start in 2008 and posted his first career 100-yard receiving game with six receptions for 107 yards on Oct. 5 vs. Pittsburgh ... Played four seasons at Central Florida and ranked third in the nation as a senior with 90 receptions ... First Central Florida player drafted by the Jaguars ...

2009: Led team with career-high 63 receptions for 869 yards (13.8 avg.) and seven TDs ... Played in 15 games with 14 starts ... Tied for team-lead with eight receptions of 25-plus yards and led club with 11 receptions of 20 or more yards ... Had three 100-yard receiving games and 111 passes thrown his way ... His 869 receiving yards were the most in a season by a Jaguars WR since 2005 ... Became only fourth WR in franchise history to have 55-plus receptions in a season, joining Jimmy Smith, Keenan McCardell and Matt Jones ... Joined Smith and McCardell as only WRs in team history with 800-plus receiving yards in a season ... Led team in receiving in seven games and had multiple receptions in 12 of 15 games ... Recorded four-

plus receptions in eight games ... Registered 554 receiving yards in the first eight games, the most by a Jaguars receiver since 2004 (Jimmy Smith, 703) ... Made 44 receptions for 637 yards with all three of his 100-yard outings in the club's eight home games ... Saw action in season-opener on **9/13 at IND** but did not record a reception ... **9/20 vs. ARI:** Started at WR and finished with six receptions for 106 yards including his first career TD on a 19-yard pass from David Garrard in the fourth quarter. All of his yards came in the fourth quarter with receptions of 34, 21, 19 (TD), 17 and 16 yards ... **9/27 at HOU:** Totaled 81 yards on six receptions including a 28-yard grab ... **10/4 vs. TEN:** Scored career-high two TDs, on receptions of nine and 15 yards. Finished with seven receptions for 91 yards. Became first Jaguars WR to have two TDs in a game since Reggie Williams (12/30/07 at Hou.) ... Was inactive on **10/11 at SEA** ... **10/18 vs. STL:** Returned to lineup and led team with nine receptions for 120 yards including a 35-yard reception along with catches of 26 and 21 yards ... Made two receptions for nine yards on **11/1 at TEN** ... **11/8 vs. KC:** Produced career-high 147 yards on six receptions, the most receiving yards by a Jaguars WR since 2000 (Jimmy Smith, 12/10/00 vs. Ari.). Pulled in a career-long 61-yard TD reception from Garrard in the second quarter. His 24.5-average per reception ranked as the fourth-highest in team history with minimum of five receptions. The 61-yard TD reception was longest by a Jaguar since 11/4/07 (80t, Quinn Gray to Reggie Williams at New Orleans) ... **11/15 at NYJ:** Connected with Garrard on a slant pass in the third quarter and raced 26 yards for a score ... **11/22 vs. BUF:** Finished with eight receptions for 91 yards



including game-winning three-yard TD catch with 56 seconds remaining in the game ... Had four receptions for 46 yards on **11/29 at SF**, one reception for 12 yards on **12/6 vs. HOU** and one catch for six yards on **12/13 vs. MIA ... 12/17 vs. IND**: Led team with six receptions for 64 yards with a 16-yard TD catch ... **12/27 at NE**: Made two receptions for 19 yards ... **1/3 at CLE**: Ended season with two receptions for 28 yards ...

2008: Saw first career action as he played in nine games with one start ... Finished with 16 receptions for 217 yards (13.6 avg.) ... Added three special teams tackles ... Played in first NFL game on **9/14 vs. BUF** ... Made first career catch on **9/21 at IND**, an eight-yard reception that set up Josh Scobee's 51-yard game-winning field goal. Also led team with two special teams tackles ... **9/28 vs. HOU**: Had five receptions for 46 yards ... **10/5 vs. PIT**: Produced six receptions for 107 yards (17.8 avg.) for his first career 100-yard receiving game. Picked up four first downs as receptions covered 18, 16, 14, 9, 32 and 18 yards despite suffering a knee sprain ... Was inactive with knee injury on **10/12 at DEN**, **10/26 vs. CLE** and **11/2 at CIN** ... Made first career start on **11/16 vs. TEN** and had two receptions for 15 yards ... Was inactive on **11/9 at DET**, **12/1 at HOU** and **12/7 at CHI** ... Saw action on special teams and at WR on **12/14 vs. GB** and **12/18 vs. IND** ... Made one reception for 23 yards in season-finale on **12/28 at BAL** ...

2007: Was placed on injured reserve on Sept. 1 with a knee injury ... Played in all four preseason games ... Re-aggravated a left knee injury in preseason finale against Washington.

COLLEGE: Two-time All-Conference USA selection ... Played in 46 career games and had 184 receptions for 2,561 yards (13.9

avg.) and 17 TDs ... Recorded 100-plus yards in nine games ... Ranked third in school history in receiving yards and fourth in receptions ... Set school single-season record with 90 receptions as a senior, the third-highest in the nation and fourth-most in Conference USA history ... Saw action full-time at WR as a junior and ranked second on the team with 64 receptions for 855 yards and nine TDs ... Missed final two games of the season with a torn ACL in his left knee ... Started the first six games as a sophomore at LCB before switching back to SE for the final five games ... Had nine catches for 191 yards (21.2 avg.) with one TD and led team with three INTs ... Played in 12 games as a true freshman and had 21 receptions for 337 yards (16.0 avg.) ... Graduated with a degree in liberal studies.

PERSONAL: Single ... Resides in Orlando, Fla. ... Father, Michael Sims, died of colon cancer in 2008 ... The NFL approved the request for him to use his legal name in 2009. His jersey, which previously just read Walker, reflects the change ... Established the Mike Sims-Walker Foundation in 2010 to educate individuals and families about the prevention of colon cancer and provide support to families affected by the diagnosis of colon cancer and its treatment ... Distributed the Playmaker 11 Scholarship to 11 high school seniors in Jacksonville and Orlando through the foundation. Students had to submit a YouTube video or essay about preventing colon cancer to be eligible ... Signed Autographs and took photos at Massage Envy to help raise money for breast cancer ... Visited Naval Station Mayport to tour the USS Carney ... Performs the "Chopper City Juke" dance after each of his touchdowns in tribute to his hometown of Orlando ... Grew up with Titans RB Chris Johnson ... Teammate of Miami Dolphins WR Brandon Marshall at Central Florida and the two remain close friends.

MIKE SIMS-WALKER'S REGULAR SEASON STATISTICS

RECEIVING	GP/GS	NO	YDS	AVG	LG	TD
2008 Jacksonville	9/1	16	217	13.6	32	0
2009 Jacksonville	15/14	63	869	13.8	61t	7
NFL totals: 2 years	24/15	79	1,086	13.7	61t	7

ADDITIONAL STATISTICS: 3 special teams tackles in 2008

MIKE SIMS-WALKER'S REGULAR SEASON SINGLE GAME HIGHS

RECEPTIONS: 9 (10/18/10 vs. St. Louis)
RECEIVING YARDS: 147 (11/8/10 vs. Kansas City)
RECEIVING TOUCHDOWNS: 2 (10/4/10 vs. Tennessee)
LONGEST RECEPTION: 61t (from David Garrard, 11/8/10 vs. Kansas City)



JUSTIN SMILEY
GUARD

6-3 • 310 LBS. • ALABAMA
BORN NOVEMBER 11, 1981 • ELLABELL, GEORGIA
ACQ. TRADE (MIAMI) 2010 • EXP.: 7TH YEAR

GAMES PLAYED/STARTED: 2004 (16/9), 2005 (16/16), 2006 (16/16), 2007 (8/8), 2008 (12/12), 2009 (15/12)

NFL TOTALS: 83 games, 73 starts

POSTSEASON TOTALS: 0 games, 0 starts

TRANSACTIONS: Originally drafted by San Francisco in the second round (46th overall) of the 2004 draft ... Signed by Miami as an unrestricted free agent on 3/1/08 ... Traded to Jacksonville on 5/25/10.

PRO: Seventh-year guard has played in 83 games with 73 starts (40 at LG, 33 at RG) ... Has spent time with San Francisco and Miami ... Was a second-round pick of the 49ers in 2004 where he played four seasons before joining the Dolphins for two seasons ... Traded to Jacksonville for an undisclosed draft pick on May 25, 2010 ... Has played in all 16 games three times and started all 16 games twice ... Three-year letterman at Alabama where he started 36 games before declaring for the draft following his junior season ...

2009: Started 12 of 15 games at LG ... Played in three games in a reserve role while hampered with a shoulder injury ... Was inactive on **11/15 vs. TB** ... Opened season on **9/13 at ATL** as starting LG ... Part of OL that paved way for 250 rushing yards on **10/4 vs. BUF** and 239 yards on **9/21 vs. IND** ...

2008: Started first 12 games at LG ... Suffered an ankle injury on **11/30 at STL** and missed the remainder of the season ... Was placed on injured reserve on Dec. 4 ... Part of OL that helped team to 216 rushing yards on **9/21 at NE** and 222 rushing yards on **11/16 vs. OAK** ...

2007: Started eight games at RG ... Sustained a right shoulder injury on **11/4 at ATL** and was placed on injured reserve on Nov. 8 ... The 49ers averaged 4.2 yards per rush in his eight starts ...

2006: Started all 16 games at RG ... Played major role on OL that helped club to 135.8 rushing yards per game, the third-highest in the NFC and sixth in the NFL ...

Club ranked second in the NFL with 4.9 average per rush ... Paved the way for Frank Gore's 1,695 rushing yards on 312 attempts, the most rushing yards in the NFC and most in franchise history ... Helped Gore to single-game franchise record 212 rushing yards on **11/19 vs. SEA** ... Part of OL that helped club post 11 100-yard games and they eclipsed the 200-yard mark twice ...

2005: Started all 16 games for the first time in his career, all at LG ... Joined RT Kwame Harris as only offensive players to start every game at the same position ... Part of OL that paved the way for rookie RB Frank Gore to compile a 4.8 yards per carry average ... Made a TD saving tackle of LB Keith Bulluck at the seven-yard line following an INT on **11/27 at TEN** ...

2004: Started nine of 16 games at RG as a rookie ... Made first career start on **9/26 at SEA**, the first of nine straight starts.

COLLEGE: Three-year letterman at Alabama (2001-03) and started 36 games ... Left school following his junior season to enter NFL draft ... Did not allow a sack in his career ... Was two-time recipient of the team's Sylvester Croom Commitment to Excellence Award and won the Mal Moore Leadership Award in his final year ... Was consensus first-team All-Southeastern Conference selection as a junior at LG ... Redshirted as a true freshman in 2000 ... Holds school weight room record in hang clean with a 415-pound lift ... Majored in criminal justice.



PERSONAL: Married (Missy) with two sons, Justin Jr. and Jett ... Attended Southeast Bulloch High School (Ga.) ... Grew up in Ellabell, Ga., a town with a population of about 2,500 ... His mother, Terri White, drove 30 miles each way so he could attend Southeast Bulloch High, the same school where his mother and grandparents went ... School had total enrollment of about 450 when he was there ...

Only player in school history to have received a football scholarship to a Division I-A school ... School retired his number 78 jersey in 2006 ... Cousin, Dusty Ziegler, was an OL at Notre Dame and went on to play for Buffalo and the N.Y. Giants in NFL ... Avid outdoorsman ... Enjoys hunting, fishing and camping ... Took up playing drums in 2007 ... Full name: Justin Smiley.



GAMES PLAYED/STARTED: 2006 (16/4), 2007 (16/10, 1/1), 2008 (14/0), 2009 (10/2)

NFL TOTALS: 56 games, 16 starts

POSTSEASON TOTALS: 1 game, 1 start

TRANSACTIONS: Originally drafted by Pittsburgh in the third round (83rd overall) of the 2006 draft ... Signed as free agent by Green Bay on 3/9/09 ... Waived on 9/5/09 ... Claimed off waivers by St. Louis on 9/7/09 ... Waived on 11/5/09 ... Claimed off waivers by Jacksonville on 11/7/09.

PRO: Hard-hitting, fifth-year safety has played in 56 games with 16 starts in four seasons with Pittsburgh, St. Louis and Jacksonville ... Career totals include 122 tackles, six INTs, one forced fumble, one fumble recovery and 29 special teams tackles ... Was originally a third-round pick of Pittsburgh in 2006 and recorded four INTs in three seasons with the club ... Played in one postseason game in 2007 ... Joined Green Bay as a free agent in 2009 and was waived during final cuts ... Claimed off waivers by St. Louis and played in two games for the Rams ... Was claimed off waivers by the Jaguars and he played in final eight games for the club and made two starts at FS ... Four-year letterman at Syracuse, finishing with 14 INTs and a school-record six blocked kicks ...

2009: Played in 10 games with two starts and registered 28 tackles, two INTs, three passes defended and one fumble recovery ... Added eight special teams tackles ... Claimed off waivers by St. Louis prior to the season-opener after spending the pre-season with Green Bay ... Played in two games for the Rams and was inactive for six ... Finished with five tackles on defense and one special teams tackle ... Was

claimed off waivers by the Jaguars on Nov. 7 and played in final eight games for the club with two starts at FS ... Was inactive on **11/8 vs. KC** ... **11/15 at NYJ:** Made debut for Jaguars and saw action on 15 snaps in nickel package, finishing with three solo tackles ... **11/22 vs. BUF:** Saw increasing role, playing 28 snaps, and intercepted Ryan Fitzpatrick in the fourth quarter on Bills final drive to seal the victory. Added two passes defended and one special teams tackle ... **11/29 at SF:** Made four tackles ... **12/6 vs. HOU:** Saw action for 18 snaps and intercepted Rex Grossman in the first quarter and returned it 30 yards. Led the team with four special teams tackles ... **12/13 vs. MIA:** Made two tackles and recovered a Davone Bess fumble late in the second quarter ... **12/17 vs. IND:** Had two solo tackles and one pass defended in limited action at FS ... **12/27 at NE:** Started at FS and had seven tackles on 33 snaps ... **1/3 at CLE:** Played a season-high 61 snaps and registered season-high eight tackles ...

2008: Appeared in 14 games as a reserve safety and saw significant time on special teams ... Finished with five tackles and four special teams tackles ... Was inactive

COACHES

SCOUTS

STAFF

PLAYERS

HISTORY

RECORDS

MISC.



for two games and all three postseason contests ... Had season-high four tackles on **12/28 vs. CLE** in season-finale ...

2007: Played in all 16 games with a career-high 10 starts ... Part of defense that ranked first in the NFL ... Also started one postseason game ... Ranked sixth on the team with 74 tackles along with two INTs, four passes defended and one FF ... Added three tackles on special teams ... Recorded six tackles and registered a FF on **9/9 at CLE** ... Intercepted a Jay Cutler pass in the end zone on **10/21 at DEN** ... Established a career-high with nine solo tackles on **10/28 at CIN** ... Matched career-high with nine tackles on **11/18 at NYJ** ... Finished with eight tackles and intercepted David Garrard, returning for 50 yards on **12/16 vs. JAX** ...

2006: Played in all 16 games as a rookie with four starts ... Broke into the starting lineup in the last four games ... Finished with 15 tackles, two INTs and seven passes defended ... Also had 15 special teams tackles ... Posted career-high three special teams tackles on **10/15 vs. KC** ... Made first career start on **12/7 vs. CLE** and notched first NFL INT, picking off a Derek Anderson pass and returning it 20 yards ... Intercepted Chris Weinke on **12/17 vs. CAR** ... Contributed seven solo tackles on **12/24 vs. BAL**.

COLLEGE: Four-year letterman, playing in 46 games with 35 starts ... Finished career ranked third in Syracuse history with 14 INTs along with 293 tackles ... Set school record with six blocked kicks, returning two for TDs ... Added 17 passes defended, three sacks, eight TFL, four FF, five FR and one TD on INT return ... Started every game as a senior and earned All-Big East first-team honors ... Had six INTs, 71 tackles, three sacks, five TFL, two FF, three FR and a blocked punt ... Finished with a career-long 73-yard INT return on 10/22 at Pittsburgh ... Named second-team All-Big East as a junior, recording 85 tackles, three INTs and three blocked punts ... Moved into the starting lineup as a sophomore and ranked third on the team with a career-high 106 tackles ... Ranked third in the conference with five INTs ... Had two INTs against Notre Dame on 12/6 ... Played in every game as a freshman, mainly on special teams ... Led team with 31 special teams tackles ... Majored in retail and consumer studies.

PERSONAL: Single ... Resides in Atlanta, Ga. ... Attended Hubbard High (Ohio) ... Was standout defensive back and running back while also lettering in basketball, baseball and track ... Trains in Atlanta during the offseason ... Owns a collection of more than 200 DVDs and names Gladiator as his favorite movie ... Full name: Anthony B. Smith.

ANTHONY SMITH'S REGULAR SEASON STATISTICS

TACKLES		GP/GS	TKL	SOLO	ASST	ST	SACKS	FF	FR	PD
2006	Pittsburgh	16/4	15	13	2	15	0.0	0	0	7
2007	Pittsburgh	16/10	74	65	9	3	0.0	1	0	4
2008	Pittsburgh	14/0	5	2	3	4	0.0	0	0	0
2009	STL/JAX	10/2	28	21	7	7	0.0	0	1	3
NFL totals: 4 years		56/16	122	101	21	29	0.0	1	1	14

INTERCEPTIONS		GP/GS	NO	YDS	AVG	LG	TD
2006	Pittsburgh	16/4	2	40	20.0	20	0
2007	Pittsburgh	16/10	2	50	25.0	50	0
2009	STL/JAX	10/2	2	34	17.0	30	0
NFL totals: 4 years		56/16	6	124	20.7	50	0

ANTHONY SMITH'S POSTSEASON STATISTICS

TACKLES		GP/GS	TKL	SOLO	ASST	SACKS	FF	FR	INT	PD
2006	Pittsburgh	1/1	0	0	0	0.0	0	0	0	0



DARYL SMITH
LINEBACKER

52

6-2 • 249 LBS. • GEORGIA TECH
BORN MARCH 14, 1982 • ALBANY, GEORGIA
ACQ. 2ND ROUND OF 2004 DRAFT • EXP: 7TH YEAR

GAMES PLAYED/STARTED: 2004 (15/13), 2005 (16/16, 1/1), 2006 (16/16), 2007 (15/15, 2/2), 2008 (14/14), 2009 (16/16)

NFL TOTALS: 92 games, 90 starts

POSTSEASON TOTALS: 3 games, 3 starts

TRANSACTIONS: Originally drafted in the second round (39th overall) of the 2004 draft.

PRO: Has served as the model of consistency at LB for the Jaguars in six NFL seasons ... Has started 90 of 92 games and missed only three games due to injuries ... Ranked fourth in franchise history with 762 career tackles along with 14.5 sacks, four INTs, six forced fumbles, five fumble recoveries, 24 passes defended and 36 tackles for loss ... Only player in franchise history with a streak of five straight seasons with 100-plus tackles including a team-high 150 in 2009 ... Also led team with career-high nine tackles for loss and three forced fumbles in 2009 ... Has started at both outside and middle linebacker since being selected in the second round (39th overall) of the 2004 draft ... Of 90 career starts, 69 have been at OLB and 21 at MLB ... Assumed MLB position after injuries to Mike Peterson in 2006 and 2007 ... Ranked second on the team in 2007 and 2008 in tackles ... Recorded first career TD on a 77-yard fumble return in 2007 ... Led team in tackles for the first time in career with career-high 170 tackles in 2006 and was second on the team with seven tackles for loss ... Made 13 starts as a rookie at OLB in 2004, tying for the fourth-most in team history ...

2009: Led team with 150 tackles, his fifth consecutive season with 100-plus tackles, and career-high nine tackles for loss and three forced fumbles ... Added 1.5 sacks, two fumble recoveries and one INT ... Started all 16 games for the third time in his career, one of only four defensive players to do so in 2009 (Derek Cox, Terrance Knighton, Derrick Harvey) ... Posted double-digit tackles in 10 games ... Was only player on the team with a sack, tackle for loss, INT, forced fumble and fumble recovery ... **9/13 at IND:** Totaled 13 tackles

(eight solo) in season-opener ... **9/20 vs. ARI:** Finished with 11 tackles and a forced fumble ... **9/27 at HOU:** Forced and recovered a fumble by RB Chris Brown at the one-yard line on the Texans' final drive to seal the victory. Finished with eight tackles, three QB pressures and one pass defended ... **10/4 vs. TEN:** Led team with 12 tackles ... **10/11 at SEA:** Had seven tackles and a forced fumble ... **10/18 vs. STL:** Did not miss a snap and finished with five tackles and one pass defended ... **11/1 at TEN:** Totaled 12 tackles with one for a loss ... **11/8 vs. KC:** Registered nine tackles (eight solo) including two for a loss and had 1.5 sacks. Sacked Matt Cassel on the first play of third quarter and teamed up with Terrance Knighton to sack Cassel in the fourth quarter ... **11/15 at NYJ:** Finished with seven tackles and one QB pressure on 64 snaps ... **11/29 at SF:** Led team with 11 tackles and two QB pressures on 61 snaps ... **12/6 vs. HOU:** Led team for second consecutive game with 11 tackles including one for a loss ... **12/13 vs. MIA:** Had 11 tackles, one for a loss, and one pass defended in 71 snaps ... **12/17 vs. IND:** Played all 52 snaps and intercepted Peyton Manning on a tipped ball by Reggie Nelson ... **12/27 at NE:** Made team-high 12 tackles including one for a loss. Recovered a fumble on the goal line to prevent a Patriots score on the opening drive of the game ... **1/3 at CLE:** Posted a season-high 15 tackles including one for a loss in season-finale ...

2008: Started 14 games before going on injured reserve Dec. 16 with a groin injury ... Served as team captain ... Did not miss a snap in nine of 14 games and had at least nine tackles in eight games ... Started first eight games at OLB before moving to MLB

COACHES

SCOUTS

STAFF

PLAYERS

HISTORY

RECORDS

MISC.



for six games ... Ranked second on the team with 130 tackles (89 solo) along with 2.5 sacks, four passes defended, four tackles, seven QB pressures and one forced fumble ... **9/7 at TEN:** Did not miss a snap and recorded six tackles ... **9/21 at IND:** Posted first sack of season on Peyton Manning ... **9/28 vs. HOU:** Led team with a season-high 16 tackles along with one pass defended and one forced fumble ... Led team with 11 tackles on **10/5 vs. PIT** and nine tackles on **10/12 at DEN** ... Had seven tackles apiece on **10/26 vs. CLE** and **11/2 at CIN** ... **11/9 at DET:** Made first start of the season at MLB and led team with 13 tackles and two for a loss. Tied for team lead with 1.5 sacks. Split a sack of Daunte Culpepper with Derrick Harvey in the third quarter and dropped Drew Stanton in the fourth quarter ... **11/16 vs. TEN:** Started at MLB and made team-high 10 tackles ... **11/23 vs. MIN:** Finished with team-high nine tackles and notched fourth consecutive season with at least 100 tackles ... **12/7 at CHI:** Led team with 12 tackles and one for a loss ... **12/14 vs. GB:** Registered a team-high 12 tackles but left game in the fourth quarter with a groin strain and did not return. Was placed on injured reserve two days later ...

2007: Started the first 15 games before being rested in the regular season finale ... Started both playoff games ... After playing first 10 games at OLB moved to MLB following season-ending injury to Mike Peterson ... Ranked second on team with 117 tackles and tops with six tackles for a loss ... Added 1.5 sacks, eight passes defended, two fumble recoveries and scored first career TD on a fumble recovery against Houston ... Surpassed 100 tackles for the third consecutive season ... **9/23 at DEN:** Started at OLB and recorded five solo tackles while playing in 50th career game ... **10/14 vs. HOU:** Made 50th career start. Tallied nine tackles and returned a fumble for 77 yards to score first career TD ... **10/22 vs. IND:** Started at OLB and recorded 10 tackles and one QB pressure ... **11/25 vs. BUF:** Made first start of the season at MLB replacing injured Mike Peterson. Led team with 12 tackles ... **12/2 at IND:** Started at MLB and recorded 10 tackles with two tackles for loss. Split sack of Peyton Manning with Paul Spicer ... **12/9 vs. CAR:** Started at MLB and led team with 10 tackles, one sack, two passes defended. Also recovered a fumble forced by John Henderson which led to a TD. Sacked Vinny Testaverde ... **12/23 vs. OAK:** Started at MLB and recorded seven tackles, one for a loss and one QB pressure. Made 60th career start

... **12/30 at HOU:** Inactive. Was rested in regular season finale ... **1/5 at PIT:** Started at MLB in AFC Wild Card Playoff game and made 11 tackles and one for a loss ... **1/12 at NE:** Started at MLB in AFC Divisional Playoff game and led team with 15 tackles, tied for fourth-most in team postseason history ...

2006: Started all 16 games with five at OLB and 11 at MLB ... Moved from the outside to the middle due to a season-ending injury to Mike Peterson ... Led team with a career-high 170 tackles, three sacks, one INT and one forced fumble ... Recorded double-digit tackles in nine games, including 17 tackles in two games (**11/12 vs. HOU, 12/10 vs. IND**) ... **10/22 at HOU:** Made first start at MLB and registered a team-high 16 tackles, one for a loss, one QB pressure and one pass defended ... **11/12 vs. HOU:** Made season-high 17 tackles along with one sack and one forced fumble ... **12/10 vs. IND:** Posted team-high 17 tackles and recorded a sack of RB Joseph Addai on an attempted pass play ... **12/31 at KC:** Led team with 12 tackles along with one sack and one INT off Trent Green ...

2005: Started all 16 games in second NFL season ... Ranked second on team behind LB Mike Peterson (190) with 117 tackles (68 solo) ... Led team with seven tackles for loss and registered career-high four sacks ... **9/11 vs. SEA:** In season-opener, made crucial INT in fourth quarter and finished with five tackles, one pass defended and one QB pressure ... **10/9 vs. CIN:** Had best all-around game with nine tackles, one sack, one forced fumble and one QB pressure. Picked up sack of Carson Palmer with 1:28 remaining in the game and forced a fumble to seal the victory ... **11/6 vs. HOU:** Registered 10 tackles along with one sack ... **12/4 at CLE:** Had one sack ... **12/24 at HOU:** Recorded a career-high 18 tackles ... **1/7 at NE:** Started at OLB in AFC Wild Card game and finished with eight solo tackles and one sack. Sacked Tom Brady on the final play of the first half ...

2004: Started 13 games and played in 15 ... Was slowed by a knee injury in the middle of the season, but still managed to finish with 78 tackles, and recorded two sacks, one INT and one fumble recovery ... **9/12 at BUF:** Started at OLB in first NFL game and collected eight tackles ... **10/3 vs. IND:** Grabbed first career INT off Peyton Manning ... **10/31 at HOU:** Suffered sprained knee and was inactive the next week vs. Detroit ... **12/12 vs. CHI:** Made nine tackles including the first



sack and safety of career ... **12/19 at GB:** Totaled five tackles, one sack and one fumble recovery ... **1/2 at OAK:** Notched a season-high 11 tackles, three passes defensed, including one in the end zone in the fourth quarter that saved a game-tying TD.

COLLEGE: Four-year letterman who led the team in tackles twice in four seasons ... Started 44 of 46 games, recording 383 tackles (207 solo) with 15 sacks, 48 tackles for loss, three INTs, four fumble recoveries and three forced fumbles ... Finished second on the team as a senior with a career-high 129 tackles ... Majored in biology.

PERSONAL: Married (Ramee) with a daughter (Daryn) ... Lives in Jacksonville ... Attended Dougherty County (Albany, Ga.) High ... Named to the Atlanta Journal-Constitution's Top 75 in Georgia ... Recorded 103 tackles, five sacks, four forced fumbles and two INTs as a senior ... Added 117 tackles and seven sacks as a junior ... Played in the Georgia-Florida All-Star Game ... Also lettered in baseball ...

Established a program in the offseason with the linebackers to make bi-weekly visits to Wolfson Children's Hospital, where the players visit with patients, sign autographs and distribute gifts ... Attended the 2008 Campbell's Chunky Soup 'Click for Cans' donation event held at a local food bank ... Participated in the Jacksonville Association of Firefighters charity softball game in 2008 at Jacksonville University ... Visited children in the after-school program at the Police Athletic League in 2008 ... Participated in Children's Miracle Network fundraiser as a celebrity waiter the last three years ... Actively supports and attends team sponsored events like Operation Blessing, Food Drive, Jaguars Taste of the NFL dinner, HabiJax, Draft Day Fan Fest, Jaguars annual golf tournament and Jaguars Foundations Playbook initiative ... Supported 2009 "Dance for a Cause" event for Jack Del Rio Foundation ... Participated in Salvation Army's Women's Auxillary's event as a celebrity chef the last two years ... Full name: Daryl Lamont Smith.

DARYL SMITH'S REGULAR SEASON STATISTICS

TACKLES		GP/GS	TKL	SOLO	ASST	ST	SACKS	FF	FR	PD	TFL
2004	Jacksonville	15/13	78	43	35	3	2.0	0	1	3	3
2005	Jacksonville	16/16	117	68	49	0	4.0	1	0	0	7
2006	Jacksonville	16/16	*170	107	63	1	3.0	1	0	5	7
2007	Jacksonville	15/15	117	79	38	0	1.5	0	2	8	6
2008	Jacksonville	14/14	130	89	41	0	2.5	1	0	4	4
2009	Jacksonville	16/16	*150	101	49	0	1.5	#3	2	4	*9
NFL totals: 6 years		92/90	762	487	275	4	14.5	6	5	24	36

INTERCEPTIONS		GP/GS	NO	YDS	AVG	LG	TD
2004	Jacksonville	15/13	1	0	0.0	0	0
2005	Jacksonville	16/16	1	0	0.0	0	0
2006	Jacksonville	16/16	1	4	4.0	4	0
2007	Jacksonville	15/15	0	0	0.0	0	0
2008	Jacksonville	14/14	0	0	0.0	0	0
2009	Jacksonville	16/16	1	10	10.0	10	0
NFL totals: 6 years		92/90	4	14	3.5	10	0

*Team leader #Shared Team Lead

ADDITIONAL STATISTICS: 1 safety on 12/12/04 vs. Chicago; Returned a fumble 77 yards for a touchdown on 10/14/07 vs. Houston

DARYL SMITH'S POSTSEASON STATISTICS

TACKLES		GP/GS	TKL	SOLO	ASST	ST	SACKS	FF	FR
2005	Jacksonville	1/1	8	8	0	0	1.0	0	0
2007	Jacksonville	2/2	26	18	8	0	0.0	0	0
NFL totals: 6 years		3/3	34	26	8	0	1.0	0	0



SCOTT STARKS

CORNERBACK

31

5-9 • 178 LBS. • WISCONSIN
 BORN JUNE 27, 1983 • ST. LOUIS, MISSOURI
 ACQ. 3RD ROUND OF 2005 DRAFT • EXP: 6TH YEAR

GAMES PLAYED/STARTED: 2005 (16/0, 1/0), 2006 (16/1), 2007 (16/0, 2/0), 2008 (1/0), 2009 (5/0)

NFL TOTALS: 54 games, 1 start

POSTSEASON TOTALS: 3 games, 0 starts

TRANSACTIONS: Originally drafted in the third round (87th overall) of the 2005 draft.

PRO: Speedy cornerback who also sees action on special teams ... Played in only six games the last two seasons due to injuries ... Played in one game in 2008 after suffering a torn ACL in week three and missed final 11 games in 2009 with hamstring injury ... Did not miss a game in his first three seasons ... Career totals include 54 tackles (32 solo), two INTs, two forced fumbles and 46 special teams tackles ... Ranks 7th in team history in career special teams tackles ... Ranked among top three on the team in special teams tackles in each of his first three seasons including a career-high 20 in 2007 ... Posted career-high 27 defensive tackles in 2006 along with his first career INT, returned 55 yards for a TD ... Selected in the third round (87th overall) in 2005 draft ...

2009: Played in five games and finished with seven tackles and one pass defended ... Added two special teams tackles ... Slowed by injuries in the preseason ... Played in five of the first seven games before he injured his hamstring midway through season and was placed on injured reserve on Nov. 1 ... Saw action in nickel package on **9/13 at IND** and was credited with four tackles and one pass defended ... **9/20 vs. ARI:** Played 26 snaps at CB and had three tackles ... **9/27 at HOU:** Saw action on special teams and finished with two tackles and played one snap at CB ... Was inactive on **10/11 at SEA** and **10/18 vs. STL** ... Saw limited action on **11/1 at TEN** ...

2008: Played in only one game due to injuries ... Missed the last two preseason games and first two regular season games with a pectoral injury ... Missed final 12 regular season games after suffering a torn ACL on **9/21 at IND**, his only action of the season ... Was placed on injured reserve on Sept. 24 ...

2007: Played in all 16 games for the third consecutive season ... Recorded 16 tackles (11 solo) and one INT ... Ranked third on team with career-high 20 special teams tackles ... Added four kickoff returns for 71 yards ... **10/7 at KC:** Saw action on special teams and downed two punts in the second half on the eight and five-yard line ... **10/28 at TB:** Tied for team-lead with three special teams tackles. Returned kickoffs for the first time in his career with two returns for 33 yards ... **11/11 at TEN:** Made season-high four special teams tackles ... **11/18 vs. SD:** Saw extensive action at CB after Rashean Mathis left with a groin injury. Saw action on 40 plays and had two solo tackles and one pass defended ... **12/23 vs. OAK:** Saw action for 25 plays on defense and finished with three tackles. Collected three special teams tackles and returned a lateral on a punt return 56 yards which led to a Jaguars TD ... **12/30 at HOU:** Saw extensive action on defense and recorded season-high six tackles and intercepted Sage Rosenfels in the fourth quarter ... **1/5 at PIT:** Saw action on special teams in AFC Wild Card game and recorded one tackle. Recorded two kickoff returns for 29 yards ... **1/12 at NE:** Saw action on special teams and played five snaps on defense in AFC Divisional Playoff game. Finished with two solo tackles and one pass defended. Added two kickoff returns including a lateral from Maurice Jones-Drew and one special teams tackle ...

2006: Played in all 16 games for the second consecutive season and made first career start on Nov. 12 vs. Houston ... Finished with career-high 27 tackles, two forced fumbles, one INT and 14 special teams tackles ... **9/10 vs. DAL:** Had two special teams tackles ... **9/24 at IND:** Saw action for 10 plays on defense after Brian Williams left with an injury ... **10/29 at PHI:** Participated in 24 plays on defense, finishing with three

COACHES

SCOUTS

STAFF

PLAYERS

HISTORY

RECORDS

MISC.



tackles and a team-high two special teams tackles ... **11/5 vs. TEN:** Had best game of his career as he recorded seven tackles, one forced fumble and first career INT. Intercepted Vince Young in the third quarter and raced 55 yards for his first career TD ... **11/20 vs. NYG:** Played in 43 plays and made four tackles and forced a fumble in the fourth quarter that stalled a drive ...

2005: Played in all 16 games as a rookie, mainly on special teams ... Ranked third on the team with 10 special teams tackles ... Finished with four tackles and three passes defended ... **9/11 vs. SEA:** Saw first NFL action in nickel defense in season-opener ... **9/18 at IND:** Replaced starting RCB Kenny Wright for one play and made first career tackle ... **11/13 vs. BAL:** Led team with three special teams tackles and also saw action at CB ... **1/1 vs. TEN:** Saw extensive action (54 plays) in season-finale and finished with three solo tackles and three passes defended ... **1/7 at NE:** Played on special teams in AFC Wild Card game.

COLLEGE: Started 48 of 51 games and finished with six career INTs ... Ranked third in school history with 52 passes defended ... Led team with 10 passes defended as a senior and was part of nation's No. 1 scoring defense ... Started 12 of 13 games as a junior and finished second in the Big 10 with 19 passes defended ... Also a member of track squad's 2004 outdoor Big Ten champion 4x100 relay team as a senior ... Majored in family and consumer journalism.

PERSONAL: Married (Teresa) with twins (daughter Sienna and son Santana) ... Lives in Jacksonville ... Attended Hazelwood East (St. Louis) High and was an All-America honoree as a senior ... Recorded 39 tackles

and four INTs and rushed for 1,191 yards and scored 24 TDs as a senior in 2000 ... Finished with 4,633 career all-purpose yards (including 2,521 yards rushing) with 49 TDs ... Frequent visitor and supporter since 2005 of Clara White Mission and hosted the Scott Starks "Stars & Strikes" bowling event in 2008 and 2009 to benefit the organization. Spends time each week serving lunch to the homeless ... Signed autographs in February of 2008 at the Breast Cancer Awareness Marathon Expo ... Participated in the 2008 March of Dimes "Basketball Challenge" fundraiser ... Spoke at a youth leadership conference in March of 2008 presented by the Freedom Foundation ... Participated in annual Pepsi Pass, Punt & Kick event for adults in 2008 ... Participated in the Jacksonville Association of Firefighters charity softball tournament the last three years at Jacksonville University ... 2006 Jaguars nominee for the Walter Payton Man of the Year Award ... Named the 2005 Jaguars/Morgan Stanley Community Leader of the Year ... Participates in a variety of community outreach activities including visits to local hospital ... Participated as a celebrity bowler for Big Brothers & Big Sisters of Northeast Florida fundraiser ... Supports team sponsored events including Jaguars Taste of the NFL dinner and Jaguars annual Pep Rally ... Participated in a kids' tennis clinic in conjunction with the 2009 MPS Group Championships and the Jack Del Rio Foundation ... Teamed up with Activision Publishing and Pro vs. GI Joe in an online video game showdown in December of 2009 with military troops stationed across the world ... Visited local juvenile detention center in 2010 offseason to give his testimony ... Distributed food to families at local NFL YET Center ... Full name: Scott Doyle Starks.

SCOTT STARKS' REGULAR SEASON STATISTICS

TACKLES	GP/GS	TKL	SOLO	ASST	ST	SACKS	FF	FR	PD	TFL
2005 Jacksonville	16/0	4	3	1	10	0.0	0	0	3	0
2006 Jacksonville	16/1	27	14	13	14	0.0	2	0	2	0
2007 Jacksonville	16/0	16	11	5	20	0.0	0	0	3	0
2008 Jacksonville	1/0	0	0	0	0	0.0	0	0	0	0
2009 Jacksonville	5/0	7	4	3	2	0.0	0	0	1	0
NFL totals: 5 years	54/1	54	32	22	46	0.0	2	0	9	0

INTERCEPTIONS	GP/GS	NO	YDS	AVG	LG	TD
2006 Jacksonville	16/1	1	55	55.0	55t	1
2007 Jacksonville	16/0	1	7	7.0	7	0
NFL totals: 5 years	54/1	2	62	31.0	55t	1

ADDITIONAL STATISTICS: Gained 56 punt return yards on a lateral on 12/23/07 vs. OAK; Returned four kickoffs for 71 yards in 2007.

SCOTT STARKS' POSTSEASON STATISTICS

TACKLES	GP/GS	TKL	SOLO	ASST	ST	SACKS	FF	FR	PD	TFL
2005 Jacksonville	1/0	0	0	0	0	0.0	0	0	0	0
2007 Jacksonville	2/0	2	2	0	2	0.0	0	0	1	0
NFL totals: 5 years	3/0	2	2	0	2	0.0	0	0	1	0

**MIKE THOMAS**
WIDE RECEIVER5-8 • 198 LBS. • ARIZONA
BORN JUNE 4, 1987 • DESOTO, TEXAS
ACQ. 4TH ROUND OF 2009 DRAFT • EXP: 2ND YEAR**GAMES PLAYED/STARTED:** 2009 (14/4)**NFL TOTALS:** 14 games, 4 starts**POSTSEASON TOTALS:** 0 games, 0 starts**TRANSACTIONS:** Originally drafted in the fourth round (107th overall) of the 2009 draft.

PRO: Second-year pro played vital role in the club's passing game as a rookie while also serving as return specialist ... Appeared in 14 games and set a franchise record for a rookie with 48 receptions ... His 453 receiving yards were the most by a rookie WR in team history ... Led team with 14 punt returns for 118 yards (8.4 avg.) and 26 kickoff returns for 644 yards (24.8 avg.) ... One of three WRs drafted by the Jaguars in 2009, the second-most in franchise history (4, 1996) ... Finished career at Arizona as the Pac-10's all-time leader in receptions with 259 ...

2009: Played in final 14 games with four starts at WR and served as return specialist ... Set franchise record for most receptions by a rookie with 48 while his 453 receiving yards ranked second ... 28 of his 48 receptions resulted in first downs ... Added 12 rushes for 86 yards (7.2 avg.), 26 kickoff returns 644 yards (24.8 avg.) and 14 punt returns for 118 yards (8.4 avg.) ... Finished with 1,301 all-purpose yards on 100 touches (13.0 avg.) ... Was inactive for the first two weeks on **9/13 at IND** and **9/20 vs. ARI** ... **9/27 at HOU:** Made NFL debut and finished with a 10-yard reception and two rushes for 35 yards on end-around plays. Ran for 22 yards on his first career rush ... **10/4 vs. TEN:** Made first career start and totaled 153 all-purpose yards. Had five receptions for 31 yards, three rushes for nine yards, three punt returns for 56 yards and two kickoff returns for 75 yards with a long of 42 ... **10/11 at SEA:** Recorded a career-long 28-yard reception and had three kickoff returns for 18.7-yard average ... **10/18 vs. STL:** Set career-high with seven receptions for 52 yards including a 17-yard reception in overtime to set up Josh Scobee's game-winning FG. Added one kickoff return for 21 yards and

two punt returns for eight yards ... **11/1 at TEN:** Led team with four receptions for 55 yards and finished with 208 all-purpose yards (55 receiving, 7 rushing, 146 kickoff returns). Had back-to-back returns of 40 and 42 yards and receptions of 25 and 21 yards ... **11/8 vs. KC:** Had career-long punt return of 44 yards and moved the ball into Chiefs territory with an 18-yard scamper in the first quarter ... **11/15 at NYJ:** Led team with four receptions for 46 yards including a 15-yard catch on third down during the team's game-winning drive ... **11/22 vs. BUF:** Made two receptions for three yards and had a 12-yard rush in the third quarter ... **11/29 at SF:** Made four catches for team-high 62 yards with receptions of 25 and 19 yards ... **12/6 vs. HOU:** Finished with three receptions for 21 yards and two carries for four yards. Added three kickoff returns for 59 yards (19.7 avg.) and two punt returns for 12 yards ... **12/13 vs. MIA:** Had 18-yard kickoff return and a five-yard reception ... **12/17 vs. IND:** Broke free for career-long 43-yard kickoff return and capped the drive with his first career TD, a 13-yard pass from David Garrard ... **12/27 at NE:** Led team with six receptions for 57 yards and surpassed Matt Jones (36, 2005) for the most receptions by a rookie WR in franchise history. Registered 25.3 average on three kickoff returns ... **1/3 at CLE:** Produced career-high numbers with seven receptions for 65 yards.

COLLEGE: Four-year starter, playing in 48 games with 39 starts ... Career totals included 259 receptions for 3,231 yards (12.5 avg.) and 23 TDs ... Set school and Pac-10 record in receptions, topping the previous mark of 258 by Arizona State's Derek Hagan (2002-05) ... Ranked third in school history in receiving yards, eighth in



Pac-10 history ... Ranked third in school history with 23 career TDs and fourth with 4,891 all-purpose yards ... Caught at least one pass in 47 of 48 games played (the only game he did not have a reception was vs. Arizona State in 2005, as he played in the game as a decoy, wearing a cast after suffering broken bones in his hand the previous week) ... Was coached by the Jaguars coaching staff at the 2009 Senior Bowl ... Started all 13 games at SE as a senior and finished with 74 receptions for 825 yards and four TDs ... Scored TDs three different ways (4 receiving, 2 punt returns, 1 kick return) and led team to first bowl appearance in nine seasons ... Amassed 1,648 all-purpose yards, third-best in the league ... Became just 12th player in league history to earn All-Pac 10 first-team honors at multiple positions in the same season (as a receiver and punt returner) ... Ranked second in the league and 15th in the nation with a 13.5 punt return average on 29 attempts with two TDs ... Added 114 yards and one TD on 24 carries and returned 14 kickoffs for 317 yards (22.6 avg.) ... Started all 12 games as a junior and led team with a career-high 83 receptions for 1,038 yards and 11 TDs ... The 83 receptions ranked as third-most in team history behind Bobby Wade (92, 2002) and Dennis Northcutt (88, 1999) ... Tied school single-season record with 11 TDs ('T' Bell, 1974) ... Led Pac-10 with an average of 5.7

catches per game ... Finished second in the Pac-10 with 152.2 all-purpose yards per game ... Added 173 yards on 10 carries and averaged 23.7 yards on 26 kickoff returns ... Named first-team All-Pac 10 ... Started 10 games at SE as a sophomore ... Ranked second on the team with 50 catches for 597 yards (11.9 avg.) and two TDs ... Added six rushes for 68 yards ... All-Pac 10 honorable mention ... Played in all 11 games as a true freshman with four starts ... Led the team with 52 receptions for 771 yards (14.8 avg.) and five TDs ... Named Pac-10 Freshman of the Year, the first player in school history to receive the honor ... Majored in communications.

PERSONAL: Single ... Resides in DeSoto, Texas ... Three-sport standout at DeSoto High ... Earned 2004 All-District 7-5A honors as both a receiver and return specialist ... Added Prep Star All-Midlands and Super Prep All-Southwest ... Had 333 rushing yards on 26 carries as a senior and 15 receptions for 205 yards in a run-oriented offense ... Competed in the U.S. Army All-America Bowl at San Antonio, a game that featured the top 78 national players ... Served as valet parking attendant at his church ... Participated in 2009 Hometown Huddle ... Visited Times-Union to assist efforts in raising money for United Way ... Born in Bossier, La. ... Full name: Michael Thomas.

MIKE THOMAS' REGULAR SEASON STATISTICS

RECEIVING

2009 Jacksonville

GP/GS

14/4

NO

48

YDS

453

AVG

9.4

LG

28

TD

1

RUSHING

2009 Jacksonville

GP/GS

14/4

NO

12

YDS

86

AVG

7.2

LG

22

TD

0

PUNT RETURNS

RETURNS

2009 Jacksonville

NO

*14

FC

*4

YDS

*118

AVG

8.4

LG

*44

TD

0

KICKOFF RETURNS

NO

*26

YDS

*644

AVG

24.8

LG

*43

TD

0

* Team leader



.com



TIQUAN UNDERWOOD

WIDE RECEIVER

19

6-1 • 183 LBS. • RUTGERS
 BORN FEBRUARY 17, 1987 • NEW BRUNSWICK, NEW JERSEY
 ACQ. 7TH ROUND OF 2009 DRAFT • EXP: 2ND YEAR

GAMES PLAYED/STARTED: 2009 (3/0)

NFL TOTALS: 3 games, 0 starts

POSTSEASON TOTALS: 0 games, 0 starts

TRANSACTIONS: Originally drafted in the seventh round (253rd overall) of the 2009 draft.

PRO: Young, quick receiver will compete for a roster spot ... Played in three games as a rookie after being selected in the seventh round with one of two compensatory picks ... Four-year letterman at Rutgers where he recorded 132 career receptions ... First Rutgers player drafted by the Jaguars ...

2009: Appeared in three games, mainly on special teams, and was inactive for 10 ... Saw first NFL action on **9/27 at HOU** and returned two kickoffs for 19.0-yard average ... Also saw action on **10/11 at SEA** and **11/29 at SF**.

COLLEGE: Started 32 of 49 games in four seasons ... Totaled 132 receptions for 1,931 yards (14.6 avg.) with 16 TDs ... Also saw action as a return specialist and amassed 2,887 all-purpose yards ... One of only three players in Rutgers history to record 1,000-yard receiving season ... Had 28 receptions for 20-plus yards ... Tied for third on school's all-time list for TDs ... Finished with seven 100-yard receiving games, tied for second in school history ... Played in all 13 games as a senior and finished with 40 receptions for 494 yards and five TDs ... Team captain ... Averaged 18.7 yards on 18 kickoff returns ... 34 of his 40 receptions resulted in first downs ... Finished with 901 all-purpose yards on 59 total touches ... Member of the AFCA "Good Works" team for outstanding work in the community ... Received the Loyal Knight Award, honoring the player whose character and dedication have proved resilient in his pursuit of excellence ... Started all 13 games as a junior and led team with a career-high 65 receptions for 1,100 yards (16.9 avg.) along with seven TDs ... Teamed up with Tennessee 2009 first-round pick Kenny Britt (1,232) to become first tandem in Big East history to post 1,000-plus receiving yards in the same season ... Had six 100-yard receiving games, third in Big

East history behind Larry Fitzgerald of Pittsburgh (10, 2003) and Marvin Harrison of Syracuse (7, 1995) ... Earned third-team consensus All-America honors and first-team All-Big East Conference ... Of 65 receptions, 55 resulted in first downs (84.6 pct.), tops among the nation's receivers ... Began season with four consecutive 100-yard receiving games ... Registered 248 yards and two TDs on 10 receptions against Buffalo, the most receiving yards in school history and second-most in Big East history ... Played in 12 games as a sophomore with eight starts at flanker ... Finished fourth on the team with 23 receptions for 290 yards (12.6 avg.) and led the team with four TDs ... Appeared in 11 games as a freshman and finished with four receptions for 47 yards ... Led Big East and ranked 19th in the nation, averaging 27.1 yards on 11 kickoff returns for 298 yards ... Earned degree in sociology.

PERSONAL: Single ... Resides in Clayton, New Jersey ... Attended Notre Dame High in Lawrenceville, N.J. ... Played WR as a sophomore and senior and QB as a junior ... Totaled 17 receptions for 400 yards with five TDs in the team's first two games as a senior before an injury in the third contest sidelined him for the season ... Was 70 of 103 passing for 1,144 yards and 16 TDs as a junior QB ... Had 35 receptions for 606 yards and 10 TDs as a sophomore ... Started at point guard on the school's basketball team as a sophomore and junior and led the team in scoring ... Also competed in hurdles and triple jump for outdoor track team where he set the state record for sophomores and juniors in the triple jump ... Name pronounced tie-KWAHN ... Participated in 2009 Hometown Huddle ... Visited Clara White Mission and served lunch to homeless ... Hosted several members of the Wounded Warrior Project at the stadium ... Full name: Tiquan Underwood.



ERNEST WILFORD

TIGHT END

85

6-4 • 235 LBS. • VIRGINIA TECH
 BORN JANUARY 14, 1979 • RICHMOND, VIRGINIA
 ACQ. FREE AGENT 2009 • EXP.: 7TH YEAR

GAMES PLAYED/STARTED: 2004 (15/3), 2005 (16/8, 1/1), 2006 (16/12), 2007 (16/14, 2/1), 2008 (7/0), 2009 (15/7)

NFL TOTALS: 85 games, 44 starts

JAGUARS TOTALS: 78 games, 44 starts

POSTSEASON TOTALS: 3 games, 2 starts

TRANSACTIONS: Originally drafted by Jacksonville in the fourth round (120th overall) of the 2004 draft ... Signed as unrestricted free agent by Miami on 2/29/08 ... Waived on 2/24/09 ... Signed as free agent by Jacksonville on 8/25/09.

PRO: Seventh-year veteran has played in 85 games with 44 starts ... Was originally a fourth-round pick of the Jaguars in 2004 and spent 2008 season and 2009 preseason with Miami before re-signing with the Jaguars ... All 44 career starts were made with Jaguars ... Started his career at WR before making switch to TE in 2009 ... Career totals include 155 receptions for 2,142 yards and 15 TDs ... Has two career 100-yard receiving games ... Ranks tied for fourth in Jaguars history with 15 receiving TDs and is one of only eight players with 2,000-plus receiving yards ... Third-fastest Jaguar to surpass 1,000 receiving yards to start his career when he did so in his 32nd game ... Became one of only four Jaguars receivers to have six-plus touchdowns in a season in 2005 when he finished with seven, joining Jimmy Smith, Keenan McCardell and Reggie Williams ... Combined for 234 receiving yards in two consecutive games in 2005 (Oct. 30 at St. Louis; Nov. 6 vs. Houston), the highest two-game receiving total since 2001 (Jimmy Smith, 235 yards) ... Recorded two game-winning TDs as a rookie ... Was selected in the fourth round of the 2004 draft with pick obtained in a trade with Baltimore for wide receiver Kevin Johnson ...

2009: Played in 15 games with seven starts for the Jaguars after joining the team on August 25 ... Spent offseason and majority of the preseason with Miami before he was waived ... Finished with 11 receptions for 123 yards and one TD ... Saw action at TE and on special teams on **9/13 at IND** and **9/20 vs. ARI** ... **10/4 vs. TEN:** Hauled in 29-yard reception that set up a TD ... **11/1 at TEN:** Started at TE and had two receptions for 18 yards ... Was inactive on

11/15 at NYJ with ankle injury ... **11/29 at SF:** Started at TE and finished with two receptions for 39 yards. Connected with David Garrard for a season-long 30-yard reception ... **12/6 vs. HOU:** Scored his lone TD of the season on a four-yard reception ... Had one reception for five yards on **12/13 vs. MIA** and one reception for seven yards on **12/17 vs. IND** ...

2008: Played in seven games and was inactive for nine games in his lone season with Miami ... Finished with three receptions for 25 yards ... Had one catch for 15 yards on **9/28 at NE** ... Recorded two receptions for 10 yards on **12/7 at BUF** ... Was inactive for AFC Wild Card Playoff game on **1/4 vs. BAL** ...

2007: Played in 16 games with a career-high 14 starts for the Jaguars ... Played in both postseason games ... Finished with career-high and team-best 45 receptions for 518 yards with three TDs ... Tied career-high with six receptions for 53 yards on **10/22 vs. IND** ... Recorded season-high 72 receiving yards on five catches on **12/2 at IND** ... Scored first TD of the season on **12/16 at PIT**, a 12-yard reception from David Garrard ... Matched career-highs for receptions (6) and TDs (2) on **12/30 at HOU** ... Posted four receptions for 60 yards and one TD in two postseason games ... Had six-yard TD reception in AFC Divisional Playoff game on **1/12 at NE** ...

2006: Played in all 16 games with a career-high 12 starts ... Finished with 36 receptions for 524 yards (14.6 avg.) and two TDs with a long of 41 yards ... Had three receptions for 58 yards on **9/10 vs. DAL** ... Started on **9/24 at IND** and recorded three

COACHES

SCOUTS

STAFF

PLAYERS

HISTORY

RECORDS

MISC.



receptions for 32 yards ... Caught 40-yard reception on **10/8 vs. NYJ** ... On **11/5 vs. TEN**, finished with career-high two TDs on three receptions, scoring on 11 and 22 yard passes from David Garrard ... Had two receptions for 25 yards on **11/12 vs. HOU** ... Led team with five receptions for 72 yards on **11/20 vs. NYG** ... Finished with two receptions for 44 yards with a long of 41 on **12/24 vs. NE** ...

2005: Played in all 16 games with eight starts ... Had 41 receptions for career-high 681 yards and seven TDs ... Ranked second on the club in receptions and led team in TDs ... Had 10 receptions of 25-plus yards ... Had two receptions for 35 yards including a 21-yard TD catch on **9/25 at NYJ** ... Recorded 11-yard TD reception on **10/9 vs. CIN** ... Registered first 100-yard receiving game of his career on **10/30 at STL**, finishing with 145 yards on six receptions with one TD ... Tallied four receptions for 89 yards with a 12-yard TD grab on **11/6 vs. HOU** ... Finished with five receptions for 47 yards on **11/20 at TEN** with an 18-yard TD ... Recorded second 100-yard game on **12/24 at HOU** with 118 yards on four receptions including a 36-yard TD catch from David Garrard ... Registered 14-yard TD reception in regular season finale on **1/1 vs. TEN** ... Started AFC Wild Card game on **1/7 at NE** and finished with four receptions for 53 yards ...

2004: Appeared in 15 games as a rookie with three starts ... Was inactive on **11/21 vs. TEN** ... Made 19 receptions for 271 yards and two TDs ... Made NFL debut on **9/12 at BUF** and had game-winning score on the final play with a seven-yard TD reception from Byron Leftwich ... Scored on 12-yard reception on **9/19 vs. DEN** ... Established career-highs with six receptions for 56 yards on **10/3 vs. IND** ... Recorded career-long 46-yard reception on **1/2 at OAK**.

COLLEGE: Played in 49 games with 27 starts for Virginia Tech ... Finished with 126 receptions for 2,052 yards and 11 TDs, topping the school record of 121 catches by Antonio Freeman (1991-94) ... All-Big East first-team choice as a senior ... Had 55 receptions for 886 yards and three touchdowns as a senior ... Earned second-team All-Conference as a junior ... Tallied 51 receptions for 925 yards and seven TDs ... Established school single-game receiving record with 279 yards and four TDs against Syracuse as a junior ... Graduated with a degree in sociology.

PERSONAL: Married (Robyn Denise) with daughter, Eryn Renee ... Resides in Jacksonville, Fla. ... Had 15 receptions for

247 yards and three TDs as a senior and had four sacks at Franklin/Armstrong Military High in Richmond, Va. ... Did not play football until his senior year of high school ... Earned All-State honors in track and was named to the All-National team ... At Fork Union Military Academy in 1998 caught 25 passes for 297 yards and seven TDs ... Father, Ernest, Sr. is a pastor at an Apostolic Church in Richmond, Va. ... Served as celebrity judge for the 2010 GUNS N' HOSES event ... Served as special guest at 2010 Duval County Special Olympics Summer Games on at The Bolles School ... Was guest speaker at the Westside Businessmen's Association lunch at the Holiday Inn in 2010 ... Signed autographs and greeted participants at the 2009 "Gift of Life" blood drive held by the Blood Alliance ... Served as celebrity judge for 2010 Jacksonville Backyard BBQ Championships to benefit The Glyn Cook Memorial Scholarship for daniel kids ... Showed his support for the oncology patients at Wolfson Children's Hospital by cutting his signature dreadlocks in May of 2010 and provided funds for the hospital's Jaguars Den, a high-tech game room ... Took more than 40 children from the Bridge of Northeast Florida holiday shopping in 2009 ... Hosted the Jaguars Foundation's Straight Talk program in 2006 and 2010, which seeks to reduce teen pregnancy and HIV/AIDS in collaboration with local TV affiliates ... Hosted Ernest Wilford Golf Classic in Jacksonville to benefit the First Tee of St. John's County, a non-profit organization whose mission is to provide an affordable and accessible youth-centered golf facility where the youth in the local community can learn the game of golf and the values it teaches in a structured and supportive environment ... Joined his wife as host of the Great Easter Egg Event at the Johnson Family YMCA for youth ... Served as celebrity dance competitor in the Swinging with the Stars 2 - fundraiser for FCCJ Dance Department ... Avid golfer ... Participates in charity golf tournaments ... Participated in the second annual Shop with the Cops sponsored by the Nassau County Police Department ... Supports local military ... Wilford and his wife served as mentors through Big Brothers Big Sisters ... Supported and attended team sponsored events including Jaguars Taste of the NFL dinner and the Jacksonville Jaguars Foundation programs including Straight Talk and Playbooks ... Recipient of 2004 Jaguars/Morgan Stanley Community Leader of the Year Award ... Participated in the Miami Dolphins Foundation's fishing and golf tournaments ... Took part in visits to Sunland Park and Tropical Elementary ... Full name: Ernest Lee Wilford, Jr.



ERNEST WILFORD'S REGULAR SEASON STATISTICS

RECEIVING	GP/GS	NO	YDS	AVG	LG	TD
2004 Jacksonville	15/3	19	271	14.3	46	2
2005 Jacksonville	16/8	41	681	16.6	39	7
2006 Jacksonville	16/12	36	524	14.6	41	2
2007 Jacksonville	16/14	45	518	11.5	35	3
2008 Miami	7/0	3	25	8.3	15	0
2009 Jacksonville	15/7	11	123	11.2	30	1
NFL totals: 6 years	85/44	155	2,142	13.8	46	15
Jaguars totals: 5 years	78/44	152	2,117	13.9	46	15

ERNEST WILFORD'S POSTSEASON STATISTICS

RECEIVING	GP/GS	NO	YDS	AVG	LG	TD
2005 Jacksonville	1/1	4	53	13.3	17	0
2007 Jacksonville	2/1	4	60	15.0	20	1
2008 Miami	0/0	0	0	0.0	0	0
NFL totals: 3 years	3/2	8	113	14.1	20	1

TOUCHDOWNS IN JAGUARS HISTORY

Here's a breakdown of who scored the 568 touchdowns in the Jaguars' first 15 seasons (1995-2009):

70	RB Fred Taylor
69	WR Jimmy Smith
56	RB Maurice Jones-Drew
38	RB James Stewart
30	WR Keenan McCardell
20	RB Stacey Mack
18	WR Reggie Williams
15 (2)	WR Matt Jones , TE/WR Ernest Wilford
14	QB Mark Brunell
13	TE Kyle Brady
12 (3)	QB David Garrard, FB/RB Greg Jones, RB Natrone Means
11 (2)	TE Damon Jones, TE Pete Mitchell
10	WR Willie Jackson
9 (2)	RB LaBrandon Toefield, TE George Wrihster
8	QB Byron Leftwich
7 (2)	TE Mercedes Lewis, WR Mike Sims-Walker
6	WR Dennis Northcutt
5	WR Alvis Whitted
4 (2)	CB Aaron Beasley, WR Troy Edwards
3 (7)	WR Reggie Barlow, WR Ernest Givins, RB Elvis Joseph, CB Rashean Mathis, RB Montell Owens, RB Alvin Pearman, WR Cedric Tillman
2 (13)	RB Vaughn Dunbar, RB Chris Fuamatu-Ma'afala, QB Quinn Gray, WR Cortez Hankton, WR Matthew Hatchette, S Chris Hudson, WR Patrick Johnson, WR Kevin Lockett, TE Zach Miller, WR Andre Rison, WR Bobby Shaw, CB Mickey Washington, RB Derrick Wimbush
1 (36)	RB David Allen, TE Richard Angulo, LB Akin Ayodele, RB Tavian Banks, S Ainsley Battles, DE Tony Brackens, WR John Broussard, TE Derek Brown, FB Ryan Christopherson, CB Jason Craft, S Donovan Darius, FB Marc Edwards, CB Aaron Glenn, FB Ty Hallock, RB Chris Howard, WR Desmond Howard, WR Nate Hughes, LB Clint Ingram, RB Rashad Jennings, RB Anthony Johnson, WR Kevin Johnson, QB Rob Johnson, TB Brian Jones, RB Randy Jordan, WR Jermaine Lewis, RB Frank Moreau, LB Mike Peterson, WR Jerry Porter, QB Jonathan Quinn, FB Daimon Shelton, LB Daryl Smith, WR R. Jay Soward, CB Scott Starks, RB Shyrone Stith, WR Mike Thomas, WR Troy Williamson



JULIUS WILLIAMS
DEFENSIVE END

90

6-2 • 260 LBS. • CONNECTICUT
BORN JULY 19, 1986 • DECATUR, GEORGIA
ACQ. ROOKIE FREE AGENT 2009 • EXP: 2ND YEAR

GAMES PLAYED/STARTED: 2009 (11/1)
NFL TOTALS: 11 games, 1 start
POSTSEASON TOTALS: 0 games, 0 starts
TRANSACTIONS: Signed as an undrafted rookie 4/26/09

PRO: Strong, powerful second-year DE will compete for spot in rotation ... Earned roster spot as undrafted rookie in 2009 after a strong preseason ... Played in 11 games with one start and finished with 10 tackles ... Never missed a game in four seasons at Connecticut and finished with 14.5 sacks ... Native of Decatur, Georgia ...

2009: Played in 11 games with one start as a rookie DE and saw extensive action on special teams ... Joined LB Russell Allen as only undrafted rookies to make opening day roster ... Finished with 10 tackles on defense and one on special teams ... Inactive on **9/13 at IND** ... **9/20 vs. ARI:** Made NFL debut and saw action for five snaps ... **9/27 at HOU:** Finished with two tackles on 13 snaps ... **10/11 at SEA:** Saw action for 21 snaps and had one solo tackle along with one special teams tackle ... Had one tackle on **10/18 vs. STL** and **11/8 vs. KC** ... Finished with season-high three tackles on **11/15 at NYJ** ... Played 25 snaps on **11/22 vs. BUF** and made two tackles and one QB pressure ... Earned first career start on **11/29 at SF** and played season-high 28 snaps

... Was inactive for five of the final six games.

COLLEGE: Never missed a game in four seasons, playing in 50 games with 26 starts ... Career totals included 92 tackles, 23 tackles for loss and 14.5 sacks ... Ranked second on team as a senior with 11 tackles for loss and six sacks ... Had two sacks each against Syracuse and Hofstra ... Ranked third on the team as a junior with 12 tackles for loss and led the squad with 8.5 sacks ... Did not play in 2005 due to injury ... Majored in sociology.

PERSONAL: Single ... Resides in Decatur, Ga. ... Attended Towers High (Ga.) and finished with 309 career tackles in 30 games with 46 sacks ... Helped team to first two state playoff berths in school history ... Earned seven varsity letters in football, basketball and track ... Named Defensive Player of the Month three times in DeKalb County ... Visited MaliVai Washington Community Center as part of Hometown Huddle ... Visited San Jose Episcopal Day School ... Attended football practice at Matthew Gilbert Middle School ... Full name: Julius Earl Williams.

JULIUS WILLIAMS' REGULAR SEASON STATISTICS

TACKLES	GP/GS	TKL	SOLO	ASST	ST	SACKS	FF	FR	PD	TFL
2009 Jacksonville	11/1	10	6	4	1	0.0	0	0	0	0

UNDRAFTED ROOKIES ON OPENING DAY ROSTERS

YEAR	PLAYER
1995	TE Gordon Laro
1996	CB Rashid Gayle
1997	CB Kevin Devine, DE Jabbar Threats
1998	None
1999	FB Stacey Mack
2000	None
2001	RB Elvis Joseph, WR Randal Williams, FB Patrick Washington
2002	None
2003	PK Seth Marler, WR Cortez Hankton, DT Matt Leonard
2004	TE Brian Jones, CB David Richardson
2005	G Dan Connolly, RB/KR Derrick Wimbush
2006	OT Richard Collier, DE Tony McDaniel, RB Montell Owens
2007	None
2008	CB Isaiah Gardner, CB Brian Witherspoon
2009	LB Russell Allen, DE Julius Williams



GAMES PLAYED/STARTED: 2005 (14/3), 2006 (14/11), 2007 (11/8), 2008 (8/2), 2009 (2/1)

NFL TOTALS: 49 games, 25 starts

JAGUARS TOTALS: 10 games, 3 starts

TRANSACTIONS: Originally drafted by Minnesota in the first round (7th overall) of the 2005 draft ... Acquired by Jacksonville via trade with Minnesota on 2/29/08.

PRO: Sixth-year veteran receiver returns from shoulder injury that sidelined him for 14 games in 2009 ... Has played in 49 games with 25 starts ... Career totals include 87 receptions for 1,131 yards and four TDs ... Has also seen action as a kick-off returner with 47 career returns for 987 yards (21.0 avg.) ... Added six rushes for 58 yards ... Former seventh overall pick in 2005 draft, the highest drafted receiver in Vikings history ... Was acquired by the Jaguars via trade on Feb. 29, 2008 in exchange for 6th-round draft choice ... Played in only eight games in 2008 with two starts due to injuries ... Two of his four career TD receptions have been for 50-plus yards ... Posted career-best numbers in 2006 with 37 receptions for 455 yards ... Entered NFL Draft following his junior season ...

2009: Played in only two games after earning starting job in the preseason ... Suffered a shoulder injury in week two against Arizona and was placed on injured reserve on Sept. 23 ... Opened season with one reception for 10 yards on **9/13 at IND** and had two receptions for 24 yards on **9/20 vs. ARI** ...

2008: Played in eight games in his first season with the Jaguars and made two starts ... Was inactive for six games due to injuries ... Finished with five receptions for 30 yards with one TD ... Added four kickoff returns for 84 yards, a one-yard rush and four special teams tackles ... Made two receptions for 11 yards on **9/7 at TEN** ... Was inactive with thigh injury on **9/14 vs. BUF**, **9/21 at IND**, **9/28 vs. HOU** and **10/5 vs. PIT** ... Returned two kickoffs for 48 yards with a long of 26 on **10/12 at DEN** ... Had one reception for six yards

and one rush for one yard on **10/26 vs. CLE** ... **11/2 at CIN:** Made first start as a Jaguar but did not record a catch ... Recorded 10-yard TD reception on **11/9 at DET** ... Was inactive **11/16 vs. TEN**, **11/23 vs. MIN**, **12/1 at HOU** and **12/7 at CHI** with groin injury ... Had one reception for three yards and a 26-yard kickoff return on **12/18 vs. IND** ... Started at WR in season-finale on **12/28 at BAL** ...

2007: Played in 11 games with eight starts ... Recorded 18 receptions for 240 yards with a 60-yard TD reception ... Ranked second on team with 17 kickoff returns for 387 yards (22.8 avg.) with a long of 56 yards ... Added two rushes for 29 yards with a long of 26 yards ... Was inactive for five games ... **9/16 at DET:** Made two receptions for 23 yards and had a career-long 56-yard kickoff return ... **10/14 at CHI:** Made two receptions for a season-high 69 yards with a career-long 60-yard TD reception from Tarvaris Jackson ... **10/22 vs. PHI:** Returned season-high four kickoffs for 99 yards ... **11/18 vs. OAK:** Caught three passes for 34 yards and went over the 1,000-yard career receiving mark ... **12/23 vs. WAS:** Finished with season-high five receptions for 39 yards ...

2006: Played in 14 games with a career-high 11 starts ... Totaled 37 receptions for 455 yards ... Also returned 14 kickoffs for 324 yards (23.1 avg.) with a long of 44 yards ... Added three rushes for 28 yards ... **9/11 at WAS:** Started season-opener and finished with 77 receiving yards. Also had 44-yard kickoff return in the game ... **9/17 vs. CAR:** Recorded first career 100-yard receiving game with six receptions for 102 yards ... **12/17 vs. NYJ:** Tied season-high and career-high with six recep-

COACHES

SCOUTS

STAFF

PLAYERS

HISTORY

RECORDS

MISC.



tions for 74 yards ... Was inactive on **12/3 at CHI** and **12/31 vs. STL** ...

2005: Finished with 24 receptions for 372 yards as a rookie, the third-most receiving yards by an NFC rookie ... Played in 14 games with three starts ... Had two receptions of 50-plus yards ... Added 12 kickoff returns for 192 yards ... **9/18 at CIN:** Recorded first career reception and had three touches of 20-plus yards with catches of 23 and 21 yards and a 25-yard kickoff return ... **9/25 vs. NO:** Scored first career TD on a 53-yard pass from Daunte Culpepper and finished with 83 receiving yards ... **10/2 at ATL:** Finished with four receptions for 39 yards with a 16-yard TD reception ... Was inactive on **11/27 vs. CLE** and **12/4 at DET** ... **12/25 at BAL:** Recorded season-long 56-yard reception from Brad Johnson.

COLLEGE: Three-year starter ... Scored 13 TDs and averaged 19.3 yards per reception as a three-year starter at South Carolina ... Declared for the NFL Draft following his junior season ... Played under legendary coach Lou Holtz and was on his final team in 2004 before his retirement ... Ranked third in school history with six career 100-yard receiving games ... Career totals included 91 receptions for 1,754 yards and 13 TDs ... Named first-team All-SEC as a junior after leading the conference in TD receptions (7) and receiving yards per game (83.5) ... Finished with 835

receiving yards, the fourth-highest single-season total in school history ... Set a school-record and tied conference mark with a 99-yard TD reception against Virginia ... Had 31 receptions for 428 yards and two TDs as a sophomore ... Led team in receiving yards (491) and TDs (4) as a true freshman ... Named to SEC All-Freshman team ... Majored in hotel, restaurant and tourism management.


PERSONAL: Married (Charity) with sons Royce and Royal ... Attended Silver Bluff High (S.C.) ... Played on back-to-back state championship teams ... All-State honoree and finalist for South Carolina Mr. Football as a senior ... Also lettered in track where he won state titles in the 100 and 200 meters as a junior and senior ... Grew up in large family with nine siblings in Jackson, S.C., population 1,600 ... Older sister is a graduate of the U.S. Naval Academy and older brother is a career U.S. Marine ... Biological father died in August 2004 after battling Lou Gehrig's Disease ... Mentored as a youth and taken into home of his godfather, Douglas Bates ... Suffered severe burns over 17 percent of his body as an eight-year old due to a childhood accident ... Remains active with New Beginning Ministry in hometown ... Participated in kids tennis clinic in conjunction with the 2009 MPS Group Championships and the Jack Del Rio Foundation ... Full name: Troy Williamson.

TROY WILLIAMSON'S REGULAR SEASON STATISTICS


	RECEIVING	GP/GS	NO	YDS	AVG	LG	TD
2005 Minnesota	14/3	24	372	15.5	56	2	
2006 Minnesota	14/11	37	455	12.3	46	0	
2007 Minnesota	11/8	18	240	13.3	60t	1	
2008 Jacksonville	8/2	5	30	6.0	10t	1	
2009 Jacksonville	2/1	3	34	11.3	13	0	
NFL totals: 5 years	49/25	87	1,131	13.0	60t	4	
Jaguars totals: 2 years	10/3	8	64	8.0	24	1	

	KICKOFF RETURNS	GP/GS	NO	YDS	AVG	LG	TD
2005 Minnesota	14/3	12	192	16.0	28	0	
2006 Minnesota	14/11	14	324	23.1	44	0	
2007 Minnesota	11/8	17	387	22.8	56	0	
2008 Jacksonville	8/2	4	84	21.0	26	0	
2009 Jacksonville	2/1	0	0	0.0	0	0	
NFL totals: 5 years	49/25	47	987	21.0	56	0	

ADDITIONAL STATISTICS: 4 special teams tackles in 2008; 3 rushes for 28 yards (11 long) in 2005; 2 rushes for 29 yards (26 long) in 2007; 1 rush for 1 yard in 2008.

**BROCK BOLEN**
FULLBACK**44****6-0 • 233 LBS. • LOUISVILLE**
BORN MARCH 24, 1985 • GERMANTOWN, OHIO
ACQ. ROOKIE FREE AGENT 2009 • EXP: 1ST YEAR**GAMES PLAYED/STARTED:** 2009 (3/0)**TRANSACTIONS:** Signed as an undrafted rookie 4/26/09 ... Waived on 9/5/09 ... Signed to Jaguars practice squad on 9/7/09 ... Signed to active roster on 12/14/09.**PRO:** Physical, athletic fullback who spent majority of his rookie season on club's practice squad ... Signed with Jaguars as a rookie free agent ... Activated to 53-man roster for last three games ...**2009:** Appeared in three games ... Spent first 14 weeks on the club's practice squad before he was signed to active roster on Dec. 14 ... Made NFL debut on **12/17 vs. IND.****COLLEGE:** Three-year letterman at Louisville after transferring from Illinois in 2005 ... Played in 46 games, including 35

at Louisville ... Career totals included 1,321 rushing yards on 271 carries with 16 rushing TDs and four receiving TDs ... Ranked second on team as a senior with 518 yards on 124 carries with seven rushing TDs and one receiving score ... Recorded two career 100-yard rushing games ... Majored in sports management.

PERSONAL: Married (Haley) ... Resides in Germantown, Ohio ... Participated in 2009 Tropicana "Got Skills?" Rookie Day at Jacksonville Municipal Stadium ... Full name: Brock Bolen.**WALTER CURRY**
DEFENSIVE LINEMAN**68****6-4 • 309 LBS. • ALBANY STATE**
BORN JUNE 18, 1981 • DAYTONA BEACH, FLORIDA
ACQ. FREE AGENT 2009 • EXP: 1ST YEAR**GAMES PLAYED/STARTED:** 2005 (ps), 2006 (ps), 2007 (ps)**TRANSACTIONS:** Originally signed as undrafted rookie by Baltimore on 4/29/05 ... Waived on 8/29/05 ... Signed by Jacksonville to practice squad on 10/11/05 ... Waived on 9/2/06 ... Signed by Jacksonville to practice squad on 11/16/06 ... Waived on 9/1/07 ... Signed by Jacksonville to practice squad on 9/3/07 ... Signed by San Francisco as free agent on 1/29/08 ... Waived on 8/30/08 ... Signed by Jacksonville as free agent on 1/6/10.**PRO:** First-year defensive lineman has spent time with Baltimore, Jacksonville and San Francisco ... Spent time on the Jaguars practice squad from 2005-07 ... Was allocated to NFL Europa by the Jaguars in 2006 where he played for the Rhein Fire, recording 21 tackles, one sack and one forced fumble ... Was allocated to NFL Europa in 2007 and played for Berlin Thunder. Finished season with 27 tackles, 4.5 sacks, three passes defended, one forced fumble and one fumble recovery ... Spent time with the San Jose SaberCats of the Arena Football League in 2008 and played the last two seasons with the Toronto Argonauts of the CFL ...**COLLEGE:** Two-time All-Conference

Defensive Player of the Year in the Southern Intercollegiate Athletic Conference ... Led team to conference championship and NCAA playoffs as a senior after recording 72 tackles, 11 sacks and two forced fumbles ... Majored in health and fitness.

PERSONAL: Single ... Resides in Daytona Beach, Fla. ... Attended Crescent City High ... Lettered in football and basketball ... Participated in Fishing for the Cure event to raise money for the David Garrard Foundation which benefits North Florida families impacted by breast cancer and Crohn's disease ... Full name: Walter Morrell Curry, Jr.

COACHES

SCOUTS

STAFF

PLAYERS

HISTORY

RECORDS

MISC.

**CLARENCE DENMARK**

WIDE RECEIVER

13

5-11 • 185 LBS. • ARKANSAS-MONTICELLO
 BORN SEPTEMBER 29, 1985 • JACKSONVILLE, FLORIDA
 ACQ. ROOKIE FREE AGENT 2009 • EXP: 1ST YEAR

GAMES PLAYED/STARTED: 2009 (ps)**TRANSACTIONS:** Signed as an undrafted rookie on 8/2/09 ... Waived on 9/1/09 ... Signed to practice squad on 12/5/09 ... Signed as free agent on 1/5/10.**PRO:** First-year receiver joined the Jaguars during training camp in 2009 and was waived during final cuts ... Signed to the club's practice squad for the last four games ... Jacksonville native played at Robert E. Lee High School ...**2009:** Signed with the Jaguars as a rookie free agent on Aug. 2 and was waived during final cuts ... Re-signed to the club's practice squad for the final four weeks of the season.**COLLEGE:** Played final two seasons at Arkansas Monticello and had 91 receptions for 1,586 yards with 14 TDs ... Only third player in school history to sign with an NFL team ... Added 34 kickoff returns for 629 yards (18.5 avg.) ... Ranks ninth in school history in receiving yards ... Finished with 54 receptions for 987 yards and 11 TDs as a senior ... Added 27 kickoff returns for 544

yards ... Transferred from Troy University ... Began collegiate career at Mississippi Delta Community College and was a second-team all-state selection in 2005.

PERSONAL: Single ... Resides in Jacksonville ... Lettered in football and track at Robert E. Lee High School ... Played WR, DB and returned kicks ... Returned five kicks for TDs during his high school career ... Recorded four TDs and 448 receiving yards as a senior ... Had eight TD receptions as a junior ... Two-time team MVP and played in the Shrine Bowl ... Was first-team All-District selection as a senior ... Grew up a Jaguars fan and attended several games ... Favorite Jaguars players were Jimmy Smith and Fred Taylor ... Participated in 2010 Big Brothers Big Sisters of Northeast Florida Bowl for Kids Sake annual fundraiser ... Full name: Clarence Traneil Denmark.**CHRIS HARRINGTON**

DEFENSIVE END

49

6-5 • 260 LBS. • TEXAS A&M
 BORN JANUARY 19, 1985 • HOUSTON, TEXAS
 ACQ. ARIZONA PRACTICE SQUAD • EXP: 1ST YEAR

GAMES PLAYED/STARTED: 2008 (3/0), 2009 (3/0)**TRANSACTIONS:** Originally drafted by Arizona in the sixth round (185th overall) of the 2008 draft ... Waived on 8/30/08 ... Signed by Arizona to practice squad on 9/24/08 ... Signed by Cincinnati to active roster on 12/10/08 ... Waived on 9/6/09 ... Signed by Arizona to practice squad on 9/8/09 ... Signed by Jacksonville to active roster on 12/11/09.**PRO:** First-year defensive end will compete for a roster spot ... Has played in six career games including final three games for the Jaguars in 2009 ... Was signed by the Jaguars off Arizona's practice squad on Dec. 11 ... Was originally selected by the Cardinals in the sixth round of the 2008 draft and spent time on the club's practice squad ... Was signed to the active roster by the Bengals in 2008 and played in three games ... Four-year letterman at Texas A&M ...for the Jaguars ... Spent preseason with Cincinnati before he was waived on final cuts ... Spent first 14 weeks of the season on Arizona's practice squad before he was signed to Jaguars active roster ... Played in first game as a Jaguar on **12/17 vs. IND** ... Saw action for 13 snaps at DE on **12/27 at NE** and finished with one solo tackle ... Played six snaps in season-finale on **1/3 at CLE** ...**2009:** Appeared in last three games at DE**2008:** Was a sixth-round pick of Arizona and spent preseason with the club before being



waived on final cuts ... Spent time on the Cardinals practice squad before being signed by Cincinnati to the active roster ... Played in three games for the Bengals, mainly on special teams ... Made NFL debut on **12/14 vs. WAS.**

COLLEGE: Four-year letterman at Texas A&M ... Started 36 of 49 games and finished with 156 tackles, 15 sacks and 25 tackles for loss ... Two-time All-Big 12 selection including first-team honors as a junior ... Played in 13 games as a senior, recording 58 tackles, two sacks, two forced fumbles, two fumble recoveries and one blocked kick ... Earned second-team All-Big 12 ... Led team as a junior with seven sacks and 10 tackles for loss ... Added two forced fumbles and one fumble recovery ... Started first four games at LDE as a sophomore before switching to

RDE for the remainder of the season ... Totaled 25 tackles, four sacks and seven tackles for loss ... Appeared in 12 games as a freshman and posted 14 tackles, two sacks and five tackles for loss ... Majored in industrial distribution.

PERSONAL: Married (Melissa Garey) ... Resides in Houston, Texas ... Attended St. Pius X High School ... Three-time all-state selection and part of 1999 state championship team ... Finished with 50 tackles and seven tackles for loss as a senior ... Member of the of the high school honor roll for four years ... Uncle, Dave Elmendorf, was a three-way All-America at Texas A&M, earning honors in football, baseball and academics. He also played in the NFL with the Los Angeles Rams ... Full name: Christopher Edward Harrington.



CECIL NEWTON
CENTER

64

6-2 • 303 LBS. • TENNESSEE STATE
BORN MARCH 20, 1986 • ATLANTA, GEORGIA
ACQ. ROOKIE FREE AGENT 2009 • EXP: 1ST YEAR

GAMES PLAYED/STARTED: 2009 (0/0)

TRANSACTIONS: Signed as an undrafted rookie on 4/26/09.

PRO: Strong, athletic center who will compete for roster spot ... Spent majority of his rookie season on the practice squad ... Activated to 53-man roster for final two games but was inactive ...

2009: Spent first 15 weeks on the club's practice squad before moving to active roster for final two weeks ... Was inactive on **12/27 at NE** and **1/3 at CLE** ... Saw extensive action in the preseason.

COLLEGE: Four-year letterman ... Part of an OL that led the conference in rushing for two consecutive seasons ... Blocked for 1,000-yard rusher the last three seasons ... Graded out an average of 90 percent per game as a senior with 30 knock-

down blocks and did not give up a sack ... Had 24 pancake blocks with 40 knock-downs as a junior, giving up only four sacks ... Named first-team All-OVC as a sophomore ... Majored in business administration.

PERSONAL: Single ... Resides in Atlanta, Ga. ... Attended West Lake High (Ga.) ... Earned All-Metro honors as a senior.... Father, Cecil Sr., played at Savannah State and later with the Dallas Cowboys ... Brother, Cam, is starting quarterback for Auburn ... Participated in 2009 Tropicana "Got Skills?" Rookie Day at Jacksonville Municipal Stadium ... Full name: Cecil Newton.

JAGUARS IN THE AIR

The Jaguars will travel approximately 9,399 miles to their 2010 road games (including preseason).

Philadelphia	854	Kansas City	1,149	Indianapolis	694
Tampa Bay	203	Dallas	919	Houston	870
San Diego	2,343	NY Giants	834		
Buffalo	1,042	Tennessee	491		

**ZACH POTTER**
TIGHT END**88****6-7 • 280 LBS. • NEBRASKA**
BORN MAY 4, 1986 • OMAHA, NEBRASKA
ACQ. FREE AGENT 2009 • EXP: 1ST YEAR**GAMES PLAYED/STARTED:** 2009 (1/1)**TRANSACTIONS:** Originally signed by New York Jets as an undrafted rookie on 5/1/09 ... Waived on 9/5/09 ... Signed by Jacksonville to practice squad on 9/17/09 ... Signed to active roster on 12/21/09.**PRO:** Former collegiate defensive end made switch to tight end as a rookie ... Originally signed as a rookie free agent by New York Jets and spent majority of the season on the Jaguars practice squad ... Started season-fina- le at Cleveland ... Played in 50 games at Nebraska, finishing with eight sacks and 28 tackles for loss ...**2009:** Spent majority of the season on the club's practice squad ... Activated to 53-man roster on Dec. 21 ... Was inactive on **12/27 at NE** ... Started at TE in NFL debut on **1/3 at CLE** and recorded a three-yard reception from David Garrard.**COLLEGE:** Played in 50 games with 24 starts as DE and was two-time honorable mention All-Big 12 selection ... Five-time Big 12 Commissioner's Academic Honor Roll selection ... Career totals included 96 tackles, 28 tackles

for loss and eight sacks ... Added five blocked kicks, three in 2008, both school records ... As a senior, ranked second on the team with 16 tackles for loss and 5.5 sacks and added two INTs ... Served as team captain ... Played in all 12 games with 11 starts as a junior, finishing with 45 tackles, 11 tackles for loss and 2.5 sacks ... Appeared in 13 games as a sophomore and posted three tackles ... Played in all 12 games as a true freshman ... Graduated in May 2009 with a degree in communications.

PERSONAL: Engaged (Tyeler Godbout) ... Resides in Omaha, Neb. ... Attended Creighton Prep where he played TE and DE ... Had 16 sacks and 109 tackles in his final two seasons ... Was first-team all-state selection in basketball as a senior ... Won the Bert Renzer Award as the state's top male athlete from the B'Nai B'rith organization ... Full name: Zach Potter.**FROM THE SMALL SCHOOL RANKS**

The Jaguars have 25 players on their roster that played college football at either NCAA Division I FCS (formerly I-AA), NCAA Division II, NCAA Division III or NAIA.

PLAYER	SCHOOL	HOW ACQUIRED
Jeremy Cain	Massachusetts (D-I FCS)	W (Wash.)-'09
Don Carey	Norfolk State (D-I FCS)	W (Cle.)-'09
Mike Caussin	James Madison (D-I FCS)	FA-'10
Michael Coe	Alabama State (D-I FCS)	ps (N.Y.G.)-'09
Derek Cox	William & Mary (D-I FCS)	D3b-'09
Walter Curry	Albany State (D-II)	FA-'10
Clarence Denmark	Arkansas-Monticello (D-II)	FA-'09
Justin Durant	Hampton (D-I FCS)	D2-'07
Trevor Harris	Edinboro (D-II)	FA-'10
Larry Hart	Central Arkansas (D-I FCS)	D5a-'10
Nate Hughes	Alcorn State (D-I FCS)	FA-'08
Rashad Jennings	Liberty (D-I FCS)	D7a-'09
Chad Kackert	New Hampshire (D-I FCS)	FA-'10
Deji Karim	Southern Illinois (D-I FCS)	D6a-'10
Austen Lane	Murray State (D-I FCS)	D5b-'10
Rashean Mathis	Bethune-Cookman (D-I FCS)	D2-'03
Scotty McGee	James Madison (D-I FCS)	D6b-'10
Brad Meester	Northern Iowa (D-I FCS)	D2-'00
William Middleton	Furman (D-I FCS)	ps (Atl.)-'09
Zach Miller	Nebraska-Omaha (D-II)	D6-'09
Cecil Newton	Tennessee State (D-I FCS)	FA-'09
Montell Owens	Maine (D-I FCS)	FA-'06
Kommonyan Quaye	South Dakota (D-I FCS)	FA-'10
oren Thomas	Lindenwood (NAIA)	FA-'10
Terrell Whitehead	Norfolk State (D-I FCS)	FA-'10

**GET IN
THE
GAME**



**CAN'T MISS A GAME?
CAN'T MAKE A GAME?**

Buy and sell Jaguars tickets with Jaguars TicketExchange powered by Ticketmaster.

Visit jaguars.com/ticketexchange today!



ticketexchange by Ticketmaster

Safe. Legitimate. Jaguars-Approved.



TYSON ALUALU

DEFENSIVE TACKLE

6-3 • 304 LBS. • CALIFORNIA
 BORN MAY 12, 1987 • HONOLULU, HAWAII
 ACQ. 1ST ROUND OF 2010 DRAFT (10TH OVERALL)

Physical DT with high motor ... Dominant run stuffer and has ability to play any position on DL ... Became first player drafted by the Jaguars from the University of California ... Was one of five defensive tackles taken in the first round and the third overall, behind Ndamukong Suh and Gerald McCoy ... Fourth defensive tackle drafted in first round by the Jaguars in franchise history and first since 2002 (John Henderson) ... Became highest drafted player in Cal history since Andre Carter was taken with the seventh overall pick by San Francisco in 2001 ... Is 24th player in school history to be selected in the first round and the school's ninth top-10 pick ... Played in 2010 Senior Bowl and recorded a sack ... Last name pronounced AH-loo AH-loo.

COLLEGE: Four-year letterman, playing in 52 games with 40 starts ... Never missed a game and started 39 consecutive games to complete his career ... Played DE and DT in 3-4 scheme and showed ability to get to QB ... Career totals include 195 tackles, 26 tackles for loss, 16 sacks, seven passes defended, four forced fumbles and four fumble recoveries ... Added one INT, 11 QB pressures and one blocked kick ... Returned INT for a TD against Arizona as a sophomore ... Stopped rushers at line of scrimmage for no gain 26 times ... Three-time winner of the Brick Muller Award as team's most valuable defensive lineman ... Signed with California prior to 2005 season but enrolled in January of 2006 ... Majored in ethnic studies ...

2009: Started all 13 games at LDE in 3-4 defense for the third consecutive season ... Led All-Pac-10 linemen with career-high 65 tackles ... First-team All-Pac 10 selection ... Added a team-high 7.5 sacks and 11.5 tackles for loss ... Served as team captain ... Had seven tackles at the line of scrimmage for no gain ... Ranked seventh in the league with .58 sacks per game and 10th with .88 tackles for loss per game ... Earned Brick Muller Award as team's most valuable defensive lineman ... Honored with Joe Roth Award given to the player that best exemplifies courage, attitude and sportsmanship ... Part of defense that ranked fourth in the Pac-10 in rushing and 27th in nation, allowing 117.1 yards per game ... Finished with two tackles for loss at Minnesota and at Oregon in back-to-back games ...

2008: Started all 13 games ... Posted 62 tackles, six sacks and 11 tackles for loss ... The 62 tackles were the most by a Cal line man since Duane Clemons had 82 in 1995 ... Earned second-team All-Pac 10 honors ... Ranked 11th in the Pac-10 in sacks ... Served as defensive captain ... Played major role on defense that ranked second in conference and 23rd nationally, allowing only 19.92 points per game ... Anchored defense that ranked third in the league, allowing 122.2 rushing yards per game ... Took down runners at line of scrimmage for no gain 10 times ... Posted two sacks for minus 17 yards along with two passes defended against UCLA ... Registered 10-yard sack at Southern California ... Recorded career-high 10 tackles including a sack and tackle for loss against Washington in regular season finale ...

2007: Started all 13 games for the first time in his career, mainly at DE in 3-4 defense ... Led DL with 52 tackles including 3.5 for loss ... Added 2.5 sacks, one INT and team-high four fumble recoveries ... Recorded nine tackles at line of scrimmage for no gain ... Had two sacks at Colorado State in second game of the season ... Recovered first career fumble vs. Arizona and raced to the end zone for a TD ... Recorded INT at Oregon in the fourth quarter to seal victory ... Finished season with 20 tackles and two fumble recoveries in final three regular season games including a season-high eight tackles against Stanford ...

2006: Appeared in all 13 games as a true freshman with one start ... Ranked fourth



on team with 16 tackles ... Had season-high six tackles against UCLA ... Made collegiate debut at Tennessee and posted two solo tackles.

HIGH SCHOOL: Attended St. Louis High School in Honolulu ... School also produced current NFL players Olin Kreutz (Chicago), Dominic Raiola (Detroit) and former NFL running back Chris Fuamatu-Ma'afala among others ... Was two-time all-state selection by Honolulu Star Bulletin ... Ranked as No. 2 player in state in 2005 by Rivals.com ... Posted team-high seven sacks and 59 tackles as a senior ... Named the Interscholastic League of Honolulu 2005 Defensive Player of the Year

... Registered 14 tackles in two different games.

PERSONAL: Married (Desire) with son, Tyree, and daughter, Dereon ... Parents are Ta'avao and Levaa'i Alualu ... Has seven sisters: Taimane-Ruta, Tanya, Tasia, Tatiana, Timena, Trinity and Trust, and one brother, Tupu ... Fourth member of his family to play college football. His uncle, Tupu Alualu played at Hawaii, cousin Ben Alualu played at Arizona and cousin, Tyrone Alualu, played at Laney College ... Lives by the motto "God first, and everything else will fall into place" ... Full name: Tyson Asi Alualu.

TYSON ALUALU'S STATISTICS

YEAR	GP/GS	TKL	SOLO	ASST	SACKS	FF	FR	INT	PD	TFL
2006	13/1	16	4	12	0.0	0	0	0	0	0.0
2007	13/13	52	23	29	2.5	0	4	1	1	3.5
2008	13/13	62	21	41	6.0	2	0	0	2	11.0
2009	13/13	65	30	35	7.5	2	0	0	3	11.5
TOTALS	52/40	195	78	117	16.0	4	4	1	6	26.0

D'ANTHONY SMITH
DEFENSIVE TACKLE

6-2 • 298 LBS. • LOUISIANA TECH
BORN JUNE 9, 1988 • PICKERING, LOUISIANA
ACQ. 3RD ROUND OF 2010 DRAFT (74TH OVERALL)

Aggressive, strong run-stuffer who has an array of moves to get to QB ... Strong, physical tackle who is blessed with speed and quickness ... Played in the Senior Bowl alongside Jaguars first-round pick Tyson Alualu ... Seventh DT drafted by the Jaguars in the first three rounds ... First Louisiana Tech player drafted since 2007 (Johnathan Holland, Oakland) and highest selection since 1999 (Troy Edwards, 13th overall, Pittsburgh) ... Third player in school history to be drafted by the Jaguars, joining Josh Scobee (2004) and Joe Chustz (2000).

COLLEGE: Two-time first-team All-Western Athletic Conference (WAC) selection ... Started 44 of 49 games including 31 consecutive games ... Started every game his final two seasons ... Finished career with 23.5 tackles for loss and 12.5 sacks ... The 12.5 sacks ranked tied for sixth in school history ... Made 197 tackles ... Began his career as a TE before making move to DL ... Graduated in three and half years with a bachelor's degree in psychology while boasting a 3.0 grade point average ...

2009: Started all 12 games at RDT and

was an All-WAC first-team selection ... Finished with 51 tackles along with 3.5 sacks, 5.5 tackles for loss, five QB pressures and one fumble recovery ... Served as team captain ...

2008: Made 13 starts at DT ... Earned All-WAC first-team and was first-team All-Louisiana by Louisiana Sportswriters Association ... Led team with five sacks and eight tackles for loss ... Ranked third on the team with career-high 65 tackles while adding three passes defended and three QB pressures ... Collected nine tackles in two games ... Posted two sacks against Utah State ... Led team to first



bowl appearance in seven years, a win over Northern Illinois in the Independence Bowl ...

2007: Started 11 games at RDT, missing one game with an injury ... Totaled 43 tackles, 3.5 sacks and 6.5 tackles for loss ... Added one forced fumble ... Tied his career-high with seven tackles against Central Arkansas ... Recorded career-high two tackles for loss at Cal ...

2006: Appeared in all 13 games with eight starts as a true freshman ... Saw action at both DE and DT ... Registered 38 tackles and 3.5 tackles for loss ... Recorded INT against Nebraska ... Posted season-high seven tackles against North Texas.

HIGH SCHOOL: Attended Pickering (La.)

High School ... Four-year starter at DL and TE ... Three-time all-district selection ... Led school to District 5-2A title as a senior, finishing with 80 tackles, five tackles for loss and three sacks ... Three-time selection to All-West Central Louisiana team ... As a junior, named District 5-2A Defensive Player of the Year ... Also played basketball for four seasons and lettered on the track and field team ... Competed in shot put and was district champion for four straight years ... Won the Louisiana Class 2A state title in the shot put as a junior and senior.

PERSONAL: Single ... Resides in Pickering, Louisiana ... Comes from military family and was born in Berlin, Germany ... Son of Lidia and Anthony Smith ... Full name: D'Anthony Smith.

D'ANTHONY SMITH'S STATISTICS

YEAR	GP/GS	TKL	SOLO	ASST	SACKS	FF	FR	INT	PD	TFL
2006	13/8	38	10	28	0.5	0	0	1	1	3.5
2007	11/11	43	15	28	3.5	1	0	0	0	6.5
2008	13/13	65	27	38	5.0	0	0	0	3	8.0
2009	12/12	51	19	32	3.5	0	1	0	0	5.5
TOTALS	49/44	197	71	126	12.5	1	1	1	4	23.5



LARRY HART
DEFENSIVE END

59

6-0 • 248 LBS. • CENTRAL ARKANSAS
BORN JULY 16, 1987 • MADISON, MISSISSIPPI
ACQ. 5TH ROUND OF 2010 DRAFT (143RD OVERALL)

Explosive edge pass rusher with great speed and quickness ... Strong, physical end who can win with speed and power ... Two-time conference defensive player of the year at Central Arkansas after transfer from junior college ... Recorded 21.5 career sacks and 31.5 tackles for loss in final two seasons ... First player drafted by the Jaguars from Central Arkansas, and highest drafted player in school history.

COLLEGE: Played first two seasons at Holmes Community College before transferring to Central Arkansas for final two seasons ... Ranked third in UCA history with 21.5 career sacks in only two seasons ... Career totals in two seasons at UCA include 74 tackles, five forced fumbles, six passes defended and 31.5 tackles for loss ... First player in Southland Conference history to be named defensive player of the year in back-to-back seasons ... Only player in school history to earn FCS All-America honors twice ... Played in Texas vs. The Nation All-Star Game ...

2009: Started all 12 games as a senior ... Totaled 30 tackles, 10.5 tackles for loss, 9.5 sacks and 12 QB pressures ... Named Southland Conference Co-Defensive Player of the Year, the first player in league history to be named in consecutive seasons ... Led the league with four forced fumbles along with two blocked kicks, one fumble recovery and one INT ... Tied for second in league in sacks ... Named second-team Associated Press FCS All-America ... Recorded two sacks and one forced fumble vs. Glenville State ... Posted an INT and forced fumble against Northwestern State ...



2008: Started all 12 games at DE in first season at UCA ... Finished with 43 tackles, 12 sacks and 21 tackles for loss ... Ranked fourth in nation in sacks per game ... The 21 tackles for loss tied for third in school history while 12 sacks ranked second ... Added one forced fumble, one blocked kick and five passes defended ... Earned Southland Conference Defensive Player of the Year honors ... Named first-team All-America by Associated Press, Walter Camp Foundation and The Sporting News ... Tied school record with three sacks against UC-Davis and Quincy ... Posted 4.5 tackles for loss against Quincy, the second-most tackle for loss in team history ...

2007: Totaled 56 tackles and 11 tackles for loss at Holmes Community College ... Was Mississippi Junior College all-state selection ... Participated in the Mississippi Junior College All-Star Game ...

HIGH SCHOOL: Attended Madison Central High School (Mississippi) ... Was All-District and All-Jackson Metro selection ... Finished with 65 tackles and 12.5 sacks as a senior ... Three-year letterman ... Was standout powerlifter.

PERSONAL: Single ... Resides in Madison, Miss. ... Has three older brothers ... Full name: Larry Darnell Hart, Jr.

LARRY HART'S STATISTICS

YEAR	GP/GS	TKL	SOLO	ASST	SACKS	FF	FR	INT	PD	TFL
2008	12/12	43	22	21	12.0	1	0	0	5	21.0
2009	12/12	30	15	15	9.5	4	1	1	1	10.5
TOTALS	24/24	73	37	36	21.5	5	1	1	6	31.5



Rugged, physical end who has ability to rush passer and also strong against the run ... Regarded as top defensive player in FCS ranks ... Scooped up a fumble and scored a TD in the Senior Bowl ... Finished career with school-record 29 sacks and 55 tackles for loss ... First player drafted by the Jaguars from Murray State in franchise history, and the highest-drafted player in school history.

COLLEGE: Started 40 of 43 games ... Holds school record with 29 sacks and 55 tackles for loss ... The 29 sacks were the 10th-most in FCS history ... Set conference record with 0.674 sacks per game, the 10th-highest average in FCS history ... Also ranked first in conference history with 1.279 tackles for loss per game ... Totaled 211 tackles, 42 QB pressures, seven forced fumbles, three fumble recoveries, five passes defended, one INT and four blocked kicks ... Became first player in school history with 10-plus sacks and 20-plus tackles for loss in two different seasons ... Arrived at Murray State as a freshman weighing 220 pounds ... College head coach was Jaguars' current offensive staff assistant Matt Griffin ... Received only one scholarship offer out of high school, by Murray State ... Majored in journalism ...

2009: Started all 11 games at RDE and finished with career-high 65 tackles ... Recorded 11 sacks, 20.5 tackles for loss and 19 QB pressures ... Served as team captain ... The 11 sacks were second-most in school history ... First-team FCS All-America selection by The NFL Draft Report ... Named OVC Defensive Player of the Year by The Gridiron Report ... Ranked fourth in the nation with an average of 1.1 sacks per game and ranked third with 1.86 tackles for loss per game ... Tied for fifth in nation with four forced fumbles ... Scored TD on 21-yard INT return against Austin Peay along with two sacks ...

2008: Played in 12 games with 10 starts ... First-team All-America and All-OVC selection by The NFL Draft Report ... Member of the College Sporting News Fabulous Fifty All-America team ... Led OVC and ranked

COACHES

SCOUTS

STAFF

PLAYERS

HISTORY

RECORDS

MISC.



fourth in the FCS with 12 sacks and 22 tackles for loss, both school single-season records ... Ranked fourth in the nation in tackles for loss ... Added 11 QB pressures, three fumble recoveries, three forced fumbles and one blocked kick ... Tied school single-game record with 3.5 sacks against Southeast Missouri State ... Part of defense that ranked second in the conference, allowing 328.42 yards per game ... Made 58 plays vs. opponents running game, holding those runners to minus-90 yards, the lowest figure of any defensive player in the FCS ranks ... Added 20 pounds of muscle prior to his junior season ...

2007: Made 10 starts at RDE and led DL with 49 tackles ... Ranked second on club with 3.5 sacks and 8.5 tackles for loss ... Added six QB pressures, one pass defended and one blocked kick ... Had two sacks

against Austin Peay in season-finale ...

2006: Started nine of 10 games as a freshman at RDE ... Totaled 34 tackles, 2.5 sacks and blocked two extra point attempts (PATs) ... Added six special teams tackles ... Recorded a sack at Missouri in first collegiate game.

HIGH SCHOOL: Attended Iola-Sandinavia High School ... Had less than 60 people in his graduating class ... Totaled 14.5 sacks, 134 tackles, four fumbles and blocked five kicks as a senior ... Added 31 receptions for 717 yards (23.1 avg.) and 13 TDs ... Earned all-conference and all-region honors as both DE and TE ... Also lettered for two seasons on basketball team, earning all-conference honors in 2004 and 2005.

PERSONAL: Single ... Resides in Iola, Wisconsin ... Son of Julie and Mark Maher ... Full name: Austen D. Lane.

AUSTEN LANE'S STATISTICS

YEAR	GP/GS	TKL	SOLO	ASST	SACKS	FF	FR	INT	PD	TFL
2006	10/9	34	11	23	2.5	0	0	0	1	4.0
2007	10/10	49	28	21	3.5	0	0	0	1	8.5
2008	12/10	63	31	32	12.0	3	3	0	2	22.0
2009	11/11	65	33	32	11.0	4	1	1	1	20.5
TOTALS	43/40	211	103	108	29.0	7	4	1	5	55.0



Shifty, compact running back ... Solid receiver who will also compete for role at kick returner ... Excelled in two seasons at Southern Illinois, rushing for 2,080 yards and 26 TDs, averaging 6.6 yards per carry ... Played in Texas vs. The Nation all-star game ... Named conference offensive player of the year as a senior, leading the nation with 1,694 rushing yards ... High school teammate of 2010 first-overall pick Sam Bradford ... Second player from Southern Illinois drafted by the Jaguars in franchise history (TE Damon Jones, 1997).

COLLEGE: Played two seasons at Southern Illinois after transferring from Northeast Oklahoma A&M Junior College ... Finished with 2,080 rushing yards and 26 TDs in two seasons at Southern Illinois on 316 attempts ... Played in 27 games and averaged 77.0 rushing yards per game ... Averaged 6.6 yards per carry ... Recorded 10 career 100-yard rushing games including nine as a senior ... Fumbled only once in 351 career rushes ... Led the FCS in

rushing as a senior with 1,694 yards and finished with 20 total TDs, earning Missouri Valley Football Conference Offensive Player of the Year honors ... Had two TD runs of 90-plus yards as a senior, the only player in all of Division I (FBS and FCS) to accomplish the feat in a year in the past seven seasons ... Ranked third in nation in 2009 with 130.3 rushing yards per game ... Scored 25 rushing TDs in two seasons at junior college ... Majored in recreation ...



2009: Started all 14 games as a senior ... Led the FCS with 1,694 rushing yards, the third-most in school history, on 240 carries ... Scored 20 total TDs (18 rushing, one receiving, one kickoff return), the second-most in the FCS ... Half of his 18 rushing TDs were from 20-plus yards ... Set school record with 2,339 all-purpose yards ... Had 17 receptions for 212 yards with one TD and 14 kickoff returns for 433 yards and one TD ... Recorded two TD runs of 90-plus yards (93 and 92) and four of 70-plus yards ... Named first-team All-America by four different services ... Selected as 2009 Missouri Valley Football Conference (MVFC) Offensive Player of the Year ... Led team to 11-2 record, the conference championship, a number one ranking for three weeks and the quarterfinals of the FCS playoffs ... Finished third in voting for Walter Payton Award, given to the most outstanding player in the FCS ... First-team All-MVFC as a RB and second-team as return specialist ... Posted nine 100-yard rushing games including a streak of five consecutive games ... Averaged 7.1 yards per rush ... Ranked third in nation with 130.3 rushing yards per game ... Reached 1,000 yards on his 132nd carry of the season, the third-fastest in league history ... Had 24 plays (21 rush, three receiving) that went for 20-plus yards and three kickoff returns of 50-plus yards ... Recorded 273 rushing yards against Illinois State, the most rushing yards in the FCS and third-most in school history ... One of only three players in FCS to record two 200-plus rushing games including 210 yards against Southwest Baptist, averaging school-record 21.0 yards per rush on 10 carries ... Registered games of 310, 290, 282 and 218 all-purpose yards ...

2008: Redshirted and missed the entire season with a knee injury ...

2007: Finished with 386 yards on 76 carries (5.1 avg.) in first season at Southern Illinois ... Added four receptions for 17 yards ... Led team with eight rushing TDs ... Scored two TDs on 12 carries at Southern Utah in first career start ... Registered season-high 101 yards and scored two TDs on 11 rushes at Indiana State ... Recorded nine rushes of 10-plus yards ...

2006: Rushed for 978 yards on 170 carries and 10 TDs as a sophomore at Northeast Oklahoma A&M Junior College ... Added 12 receptions for 93 yards ... Recorded six 100-yard rushing games ... Earned honorable-mention All-SWJCFC (Southwest Junior College Football Conference) honors ...

2005: Finished with 994 rushing yards on 158 carries for 15TDs as a true freshman ... Added 15 receptions for 222 yards and one TD ... Named honorable-mention All-America and earned second-team All-SWJCFC honors ... Ran for a career-high 210 yards and three TDs against Trinity Valley.

HIGH SCHOOL: Attended Putnam City (Ok.) North High School ... Was teammate of former Oklahoma QB and 2010 first round pick Sam Bradford ... Rushed for more than 2,000 yards and scored 28 TDs as a senior.

PERSONAL: Single ... Resides in Oklahoma City, Ok. ... Son of Lanre and Tai Karim ... Was given six names at birth ... Abdul-Gafar Olatokumbo Ayodeji Lamar Karim was shortened to Deji which means "pure happiness" ... Name pronounced DAY-jhee kuh-RIM.

DEJI KARIM'S STATISTICS

YEAR	GP/GS	RUSHING						RECEIVING					
		ATT	YDS	AVG	LG	TD	NO	YDS	AVG	LG	TD		
2005 (JC)	9/9	158	994	6.3	--	15	15	222	14.8	--	1		
2006 (JC)	9/9	170	978	5.8	--	10	12	93	7.8	--	0		
2007	14/1	76	386	5.1	44	8	4	17	4.3	8	0		
2009	13/13	240	1,694	7.1	93	18	17	212	12.5	48	1		
TOTALS	45/32	644	4,052	6.3	93	51	48	544	11.3	48	2		

DEJI KARIM'S KICKOFF RETURN STATISTICS

YEAR	GP/GS	NO	YDS	AVG	LG	TD
2009	13/13	14	433	30.9	82	1
TOTALS	13/13	14	433	30.9	82	1

COACHES

SCOUTS

STAFF

PLAYERS

HISTORY

RECORDS

MISC.



SCOTTY MCGEE

RETURN SPECIALIST / CORNERBACK

5-8 • 182 LBS. • JAMES MADISON
BORN DECEMBER 4, 1986 • VIRGINIA BEACH, VIRGINIA
ACQ. 6TH ROUND OF 2010 DRAFT (203RD OVERALL)

Quick, speedy returner with breakaway speed ... Expected to compete for job at punt returner ... Had six returns for TDs at James Madison including three of 99-plus yards ... First player from James Madison drafted by the Jaguars in franchise history.

COLLEGE: Four-year letterman as CB and return specialist, playing in 45 games with 29 starts ... Had six career returns for TDs ... Finished career with 30.5 kickoff return average and three TDs on 71 returns ... Averaged 9.6 yards on 41 punt returns with three TDs ... Recorded kickoff returns of 100 yards and two of 99 yards for TDs ... Scored on a 69-yard punt return as a junior ... Career totals included 134 tackles, two INTs, 27 passes defended and three tackles for loss ... Named conference special teams player of the year as a junior ... Majored in kinesiology with a concentration in sports management ...

2009: Started all 11 games as CB and also excelled as returner ... Finished with 41 tackles (27 solo), one forced fumble and two fumble recoveries ... Returned 21 kickoffs for 640 yards (30.5 avg.) with a long of 64 and 18 punt returns for 5.4 avg. with long of 22 ... Second-team All-CAA as kick returner, punt returner and CB ... Returned opening kickoff 50 yards against Maryland in season-opener ...

2008: Appeared in all 14 games with four starts at CB ... Returned 22 kicks for 640 yards (29.1 avg.) and one TD ... Had 23 punt returns for a 12.9 avg. and three TDs including a 69-yard score ... Added 30 tackles and one INT ... Ranked third in school history and fifth nationally with 29.1 kickoff return average, trailing only his averages from his first two seasons ... Selected as CAA Special Teams Player of the Year ... Named American Football Coaches and College Sporting News All-America as return specialist ... Second-

team All-America by The Sports Network as punt returner ... First-team all-state selection as return specialist by the Virginia Sports Information Directors and the RoanokeTimes ...

2007: Played in eight games with two starts as a sophomore and was limited by injuries ... Earned returner's role toward end of the season, finishing with 30.3 average on 18 kickoff returns with one TD ... Totaled 545 return yards, the sixth-most in school history ... Totaled 18 tackles and four passes defended as CB ... Returned kickoff 100 yards for a TD vs. Towson, the longest kickoff return in school history ...

2006: Started all 12 games at CB as a redshirt freshman ... Contributed 45 tackles, one INT and five passes defended ... Had 34.1 average on 10 kickoff returns including a 99-yard touchdown at Youngstown State ... The 34.1 average was tops in school history with minimum of 10 returns ... Tallied season-high tackles vs. Bloomsburg and at Youngstown State ... Recorded INT against Northeastern.

HIGH SCHOOL: Attended Ocean Lakes High School (Virginia) ... First-team all-district and all-region selection as a senior RB ... Rushed for 1,304 yards and 17 TDs ... Totaled 1,366 yards and 13 TDs on the ground as a junior including a 240-yard game ...

PERSONAL: Married (Danya) with son, Marcus ... Resides in Virginia Beach, Va. ... Full name: Scotty McGee.

COACHES

SCOUTS

STAFF

PLAYERS

HISTORY

RECORDS

MISC.



SCOTTY McGEE'S STATISTICS

YEAR	GP/GS	KICKOFF RETURNS					PUNT RETURNS				
		NO	YDS	AVG	LG	TD	NO	YDS	AVG	LG	TD
2006	12/12	10	341	34.1	99t	1	0	0	0.0	0	0
2007	8/2	18	545	30.3	100t	1	0	0	0.0	0	0
2008	14/4	22	640	29.1	99t	1	23	296	12.9	69t	3
2009	11/11	21	640	30.5	64	0	18	97	5.4	22	0
TOTALS	45/29	71	2,166	30.5	100t	3	41	393	9.6	69t	3

YEAR	GP/GS	TKL	DEFENSIVE STATISTICS					FF	FR	INT	PD	TFL
			SOLO	ASST	SACKS	FF	FR					
2006	12/12	45	26	19	0.0	0	0	0	1	5	0	
2007	8/2	18	15	3	0.0	0	0	0	4	2		
2008	14/4	30	18	12	0.0	0	0	1	6	0		
2009	11/11	41	27	14	0.0	1	2	0	12	1		
TOTALS	45/29	134	86	48	0.0	1	2	2	27	3		

2010 DRAFT CLASS



Back Row (L-R): Deji Karim, director of player personnel Terry McDonough, head coach Jack Del Rio, general manager Gene Smith, Scotty McGee
 Front Row (L-R): D'Anthony Smith, Tyson Alualu, Austen Lane, Larry Hart

2010 DRAFT

RD	PICK	PLAYER	POS	COLLEGE
1	10	Tyson Alualu	DT	California
3	74	D'Anthony Smith	DT	Louisiana Tech
5a	143	Larry Hart	DE	Central Arkansas
5b	153	Austen Lane	DE	Murray State
6a	180	Deji Karim	RB/KR	Southern Illinois
6b	203	Scotty McGee	RS/CB	James Madison



COACHES

SCOUTS

STAFF

PLAYERS

HISTORY

RECORDS

MISC.


**DANIEL BALDRIGE****OFFENSIVE TACKLE****76****6-8 • 311 LBS. • MARSHALL • ROOKIE FREE AGENT 2010
BORN OCTOBER 21, 1985 • OPELOUSAS, LOUISIANA**

COLLEGE: Started 24 games in four seasons at Marshall ... Was late bloomer as he only played one season of high school football ... Started all 13 games as a senior and was second-team All-Conference USA selection and led team to bowl game ... Saw action at RT as a junior ... Started 11 games as a sophomore RT ... Saw significant action as a redshirt freshman at RT and on special teams ... Redshirted and did not play in 2005 ... Majored in criminal justice.

HIGH SCHOOL: Attended Opelousas High

(La.) ... Did not play football until his senior season ... Recruited by UCLA and other top schools ... Standout basketball player averaged 10 points, 12 rebounds and three blocks per game for AAU hoops team that won the 2004 Louisiana state championship.

PERSONAL: Single ... Resides in Opelousas, La. ... Son of John and Mary Baldrige ... Spent time leading up to NFL Draft working with former NFL offensive lineman Jim Sweeney in Pittsburgh ... Full name: Daniel Baldrige.

**KYLE BOSWORTH****LINEBACKER****51****6-1 • 236 LBS. • UCLA • ROOKIE FREE AGENT 2010
BORN NOVEMBER 21, 1986 • PLANO, TEXAS**

COLLEGE: Appeared in 49 games with 21 starts in five seasons at UCLA ... Career totals included 174 tackles (106 solo), two sacks and 12.5 tackles for loss ... Started 12 of 13 games as a senior and ranked second on the team with 77 tackles ... Finished with 7.5 tackles for loss ... Recorded 10 tackles at Tennessee and tied for team-lead with eight tackles at Arizona ... Injured his knee in second game of the 2008 season during first half against BYU and missed the final 10 games ... Granted a medical redshirt ... Started seven of 13 games as a junior, finishing with 74 tackles ... Played in all 13 games as a sophomore, mainly on special teams ... Appeared in eight games as a freshman on kickoff return and kickoff coverage teams ... Majored in political science.

HIGH SCHOOL: Attended Plano West Senior High (Texas) ... Three-star selection at LB by Rivals.com ... Selected to play in 2005 Coca-Cola Bowl ... Finished career with 231 tackles, 12 tackles for loss, three INTs, six fumble recoveries and one sack ... Helped team to first city championship as a senior, totaling 115 tackles, 12 tackles for loss, one sack and three INTs ... Scored six TDs ... Also lettered in track in discus, shot put and 440 relay.

PERSONAL: Single ... Resides in Plano, Texas ... Has twin brother, Korey, who also played at UCLA ... Born in Irving, Texas ... Nephew of former Oklahoma All-America and NFL linebacker Brian Bosworth ... Would like to pursue career in medicine following career ... Full name: Kyle Louis Bosworth.

**MIKE CAUSSIN****TIGHT END****47****6-5 • 252 LBS. • JAMES MADISON • ROOKIE FREE AGENT 2010
BORN FEBRUARY 26, 1987 • SPRINGFIELD, VIRGINIA**

COLLEGE: Four-year letterman, playing in 34 games ... Finished career with 66 receptions for 1,009 yards and 14 TDs ... Third-team all-conference selection as a senior as he totaled 25 receptions for 438 yards and

four TDs ... Tied his career-high with two TDs at Maryland in season-opener ... Had a career-long 65-yard TD against VMI ... Made 18 receptions for 231 yards and five TDs as a junior ... Totaled 279 yards on 18 recep-



tions as a sophomore for three TDs ... Had two TDs on five catches as a redshirt freshman ... Majored in kinesiology with a sports management concentration.

HIGH SCHOOL: Attended West Springfield High (Va.) ... Three-year letterman at WR ...

Named all-district and all-region as a senior ... Also lettered three seasons in basketball.

PERSONAL: Single ... Resides in Springfield, Va. ... Full name: Mike Caussin.



JACOB CUTRERA

LINEBACKER

6-3 • 238 LBS. • LOUISIANA STATE • ROOKIE FREE AGENT 2010
BORN MAY 18, 1988 • LAFAYETTE, LOUISIANA

COLLEGE: Four-year letterman, playing in 49 games with six starts ... Finished with 172 tackles, 12 tackles for loss, one sack, two INTs, two forced fumbles, six QB pressures and three passes defended ... Appeared in all 13 games as a senior with one start and had career-high 81 tackles, 6.5 tackles for loss and one sack ... Finished career with 47 tackles and 3.5 tackles for loss in his final five games including seven tackles in Capital One Bowl vs. Penn State ... Had 33 tackles and 3.5 tackles for loss in 13 games as a junior ... Started two of 12 games as a sophomore and finished season with 21 tackles, 1.5 tackles for loss and one INT ... Played in 11 games as a true freshman and made 37 tackles ... Graduated early from high school and enrolled at LSU

in the spring semester of 2006 ... Graduated in December of 2009 with a degree in general studies.

HIGH SCHOOL: Attended Acadiana High (La.) ... Considered top LB prospect in the state as a senior ... Led school to first ever appearance in Class 5A state championship game in 2005 ... Was second-team prep All-America selection as well as Academic All-State ... Finished with 98 tackles, 17 tackles for loss and three sacks in final season.

PERSONAL: Single ... Resides in Lafayette, La. ... Son of Johnny and Julie Cutrera ... Brother, John, played football at Louisiana-Lafayette ... Full name: Jacob Arnie Cutrera.



JOHN ESTES

CENTER

6-2 • 302 LBS. • HAWAII • ROOKIE FREE AGENT 2010
BORN MARCH 25, 1987 • STOCKTON, CALIFORNIA

COLLEGE: Four-year starter, ending his career with 54 consecutive starts ... Three-time first-team All-WAC selection, the sixth player in school history to accomplish the feat ... Served as team captain ... Offense broke or tied 31 NCAA records and 58 school records during his career ... One of six finalists for the Rimington Award as the country's top center ... Anchored a line as a senior that averaged 437.5 yards per game ... Part of OL that ranked first in the nation in scoring (43.4) as a sophomore, second in passing (439.5) and third in total offense (512.1) ... Started all 14 games at RG as a freshman ... Redshirted as a freshman ... Majored in communications.

HIGH SCHOOL: Attended St. Mary's High (Calif.) ... Two-year starter at C ... Named first-team all-section and third-team all-state as a senior ... Named Lineman of the Year by the Stockton Hall of Fame ... Also lettered in track and field ... Won the San Joaquin Athletic Association and San Joaquin Sub Section discus championships as a junior and finished sixth in the state.

PERSONAL: Single ... Resides in Stockton, Calif. ... Has two brothers ... Parents are Corleen and Ronald Estes .. Full name: John Estes.

COACHES

SCOUTS

STAFF

PLAYERS

HISTORY

RECORDS

MISC.



COACHES

SCOUTS

STAFF

PLAYERS

HISTORY

RECORDS

MISC.

**JOSH GORDY**
CORNERBACK**38**5-11 • 195 LBS. • CENTRAL MICHIGAN • ROOKIE FREE AGENT 2010
BORN FEBRUARY 9, 1987 • WARTHEN, GEORGIA

COLLEGE: Four-year starter ... Career totals included 212 tackles, 10 INTs, 37 passes defended and three tackles for loss ... Returned two INTs for TDs including a 100-yard return as a freshman against Akron ... Led team with three INTs as a senior and was second-team All-MAC selection ... Started 11 games as a junior and finished with 30 tackles and one INT ... Appeared in 10 games with eight starts as a sophomore, missing four games due to injury ... Named conference player of the week after three INTs and career-high 10 tackles against Army ... Had INT in end zone against Clemson ... Started all 14 games as a freshman and had 66 tackles and two INTs ... Redshirted as a freshman ... Majored in health fitness.

HIGH SCHOOL: Attended Washington

County High (Ga.) ... Three-year letterman in football and lettered four years in track and field ... Posted 69 tackles and six INTs, two for TDs, as a senior ... Helped team to 12-3 record and state championship appearance in 2004 ... Returned an INT 101 yards for a TD in state semifinals at Georgia Dome ... Member of state champion 4x100m relay team as a senior that set school record of 41.45 seconds ... Clocked at 10.5 seconds in the 100 meters ... Honor roll student and ROTC member.

PERSONAL: Single ... Resides in Warthen, Ga. ... Parents are Sophia Lundy and David Gordy ... Brother, Christopher Edwards, played football at Georgia Tech and sister, Shannon Edwards, ran track at Alcorn State ... Full name: Josh Gordy.

**JASON HARMON**
WIDE RECEIVER**83**6-2 • 214 LBS. • FLORIDA ATLANTIC • ROOKIE FREE AGENT 2010
BORN JANUARY 27, 1987 • TAMPA, FLORIDA

COLLEGE: Four-year letterman ... Career totals included 138 receptions for 1,745 yards and 13 TDs ... Played in 12 games with seven starts as a senior, finishing with 48 receptions for 649 yards and six TDs ... Missed the 2008 season after injuring his knee in the spring ... Started all 13 games in 2007 and finished with career-high 63 receptions for 825 yards and five TDs ... Had seven receptions for 97 yards in New Orleans Bowl win over Memphis ... Played in all 12 games as a sophomore and finished with 261 yards and two TDs on 26 receptions ... Played in 11 games as a true freshman ... Majored in public management.

HIGH SCHOOL: Attended Riverview High (Fla.) ... Averaged 27.0 yards per reception and scored four TDs as a senior WR ... Also played defense and returned punts ... Selected as Hillsborough County all-star and served as captain at Tampa vs. Orlando all-star game ... Also lettered in basketball and baseball ... Considered a top baseball prospect and was named to the top-100 outfielders list by Team One Baseball.

PERSONAL: Single ... Resides in Tampa, Fla. ... Son of Mark Harmon and Mike & Darlene Thornton ... Born in Newport News, Va. ... Full name: Jason Harmon.

**TREVOR HARRIS**
QUARTERBACK**7**6-2 • 233 LBS. • EDINBORO • ROOKIE FREE AGENT 2010
BORN MAY 31, 1986 • WALDO, OHIO

COLLEGE: Four-year starter ... Threw for 11,899 yards, fifth-most in Division II history, and 100 TDs ... Set a Pennsylvania State Athletic Conference (PSAC) record with 966 completions and ranked third with 1,464

career attempts ... Finished with 12,691 yards of total offense, the second-most in PSAC history and sixth-highest in Division II history ... Two-time Harlon Hill Trophy finalist, given to Division II player of the year ... Became first



QB in school history to throw for at least 2,500 yards and at least 20 TDs in all four seasons ... Played in the Valero Cactus Bowl ... Three-time All-PSAC West first-team selection and two-time PSAC West Offensive Player of the Year ... As a senior, he threw for school-record 3,304 yards with 24 TDs and 8 INTs ... Finished as team's second-leading rusher with 370 yards on 112 carries with six TDs ... Completed 50 of 76 passes for 630 yards, all school records, with five TDs in Super Region One semifinal loss ... The 630 yards set Division II playoff record ... Tossed 26 TDs and threw for 2,780 yards as a junior ... Completed 292 of 426 passes for 3,268 yards with school-record 30 TDs as a sophomore ... Started 11 games as a freshman and was 192 of 313 passing for 2,547 yards ...

Four-time PSAC Scholar-Athlete ... Majored in math and had a 3.48 grade point average.

HIGH SCHOOL: Three-year starter at Marion Pleasant High (Ohio) ... Finished career with 4,439 passing yards with 59 TDs and 19 INTs and led team to 36-2 mark as a starter... Threw for 1,523 yards and 23 TDs as a senior, completing 90 of 149 passes ... Named District 11 Player of the Year ... All-state selection as a junior ... Led team to state championship as a sophomore.

PERSONAL: Single ... Son of Suzanne and Tom Harris ... Brother, Cody, is a redshirt freshman quarterback at Edinboro ... Full name: Trevor Harris.



KEVIN HASLAM

OFFENSIVE TACKLE

6-5 • 304 LBS. • RUTGERS • ROOKIE FREE AGENT 2010
BORN NOVEMBER 8, 1986 • MAHWAH, NEW JERSEY

72

COLLEGE: Versatile lineman who played in 43 games at G and OT ... Started final 26 games to conclude his career ... Started all 13 games as a senior ... Opened season as starting LG as a junior but moved to RT in fifth game of the season ... Appeared in all 13 games as a sophomore with six starts ... Played primarily RG but also saw action at LT ... Saw action in four games as a redshirt freshman ... Redshirted as a freshman in 2005 ... Was teammate of Jaguars WR Tiquan Underwood and S Courtney Greene.

HIGH SCHOOL: Attended Mahwah High (N.J.) ... Two-year starter and three-year letterman at RT and DE ... Earned all-county honors from Star-Ledger ... Two-time all-league pick ... Played in 2005 NY/NJ Governor's Bowl at Rutgers Stadium ... Allowed just two sacks as a junior ... Also lettered three years in basketball.

PERSONAL: Single ... Resides in Mahwah, N.J. ... Full name: Kevin Haslam.



CHAD KACKERT

RUNNING BACK

5-9 • 199 LBS. • NEW HAMPSHIRE • ROOKIE FREE AGENT 2010
BORN SEPTEMBER 15, 1986 • SIMI VALLEY, CALIFORNIA

40

COLLEGE: Four-year letterman at RB and returner ... Led team in rushing as a senior with 780 yards and 10 TDs on 168 carries ... Also led team with 20.4 avg. on 25 kickoff returns with a long of 59 ... Added 10 receptions for 58 yards ... Was timed at 4.31 in 40-yard dash at his pro day ... Played in nine games as a junior and finished with 677 yards and six TDs on 99 carries ... Led team with 6.4 average yards per carry ... Added 15 receptions for 176 yards and two TDs ... Played in only nine games as a sophomore ... Rushed 80 times for 380 yards with four TDs and had 20 receptions for 196 yards and two TDs ... Led team with 26.3 average per kickoff return ... Had game-winning TDs as a freshman against Maine and Hampton ... Finished with 584 yards on 115 carries with

five TDs ... Arrived at New Hampshire in January of 2006 after suffering a leg injury and forgoing the fall semester ... Majored in kinesiology/athletic training.

HIGH SCHOOL: Lettered in football and basketball at Grace Brethren (Calif.) ... Finished career with 6,700 rushing yards and 131 TDs ... Rushed for 3,447 yards as a senior and led state with 56 TDs ... Compiled 443 rushing yards in a game, the second-most in California history ... Also scored eight TDs in one game ... Named California Small School State Player of the Year as a senior.

PERSONAL: Single ... Born in Thousand Oaks, Calif. ... Son of Bette and Craig Kackert ... Full name: Chad Kackert.

COACHES

SCOUTS

STAFF

PLAYERS

HISTORY

RECORDS

MISC.



COACHES

SCOUTS

STAFF

PLAYERS

HISTORY

RECORDS

MISC.

**AARON MORGAN**

LINEBACKER

406-4 • 238 LBS. • LOUISIANA-MONROE • ROOKIE FREE AGENT 2010
BORN DECEMBER 30, 1988 • AMITE, LOUISIANA

COLLEGE: Four-year letterman ... Finished career with 22 sacks, the most in school history and second-most in Sun Belt Conference history, and 39.5 tackles for loss ... Career totals included 138 tackles, one INT and eight passes defended ... Had breakout senior season with nine sacks and 16 tackles for loss ... The nine sacks were the most in the Sun Belt and ranked 23rd in the nation ... Led team with six sacks as a junior and all DL with 45 tackles ... Ranked third in the Sun Belt in sacks and his 13 tackles for loss ranked sixth ... Named second-team All-Sun Belt Conference ... Started eight of 11 games as sophomore and totaled 34 tackles, three sacks and eight tackles for loss ... Played in nine

games as a freshman and had seven tackles and a team-high four sacks ... Credited with two sacks against Alcorn State in his first collegiate game ... Majored in criminal justice.

HIGH SCHOOL: Attended Amite High (La.) ... Three-year letterman in football ... Team won state championship in 2004 ... First-team all-district selection as a senior ... Also lettered in basketball and baseball.

PERSONAL: Single ... Resides in New Orleans, La. ... Son of Laura and Jimmie Morgan ... Has two older brothers, Jimmie and Laura Morgan, and a younger brother, Lauren ... Full name: Aaron Morgan.

**KOMMONYAN QUAYE**

DEFENSIVE TACKLE

986-1 • 307 LBS. • SOUTH DAKOTA • ROOKIE FREE AGENT 2010
BORN MAY 11, 1987 • BROOKLYN PARK, MINNESOTA

COLLEGE: Four-year letterman ... Career totals included 99 tackles, 17.5 tackles for loss, 5.5 sacks and one INT ... Started 10 games as a senior and had 31 tackles, seven tackles for loss and a half of a sack ... First-team All-Great West Conference selection ... Sports Network third-team All-America ... Part of defense that led Great West Conference in rushing defense (108.1 avg.) and was second in total defense (388.9 avg.) ... Credited with 44 tackles, 7.5 tackles for loss and 2.5 sacks as a junior ... Added one forced fumble, one fumble recovery and one INT ... Appeared in all 11

games as a sophomore and played in 13 games as a redshirt freshman ... Majored in criminal justice.

HIGH SCHOOL: Attended Champlin Park High (Minn.) ... Named first-team all-conference, all-metro and all-state ... Named the Northwest Suburban Conference Lineman of the Year ... Helped lead team to state semifinals.

PERSONAL: Single ... Resides in Brooklyn Park, Minn. ... Full name: Kommonyan Quaye.

**ROREN THOMAS**

WIDE RECEIVER

185-10 • 172 LBS. • LINDENWOOD • ROOKIE FREE AGENT 2010
BORN SEPTEMBER 21, 1987 • ST. LOUIS, MISSOURI

COLLEGE: Played first three seasons at Tennessee-Martin before transferring to Lindenwood as a senior ... In 2009, he finished with 37 receptions for 409 yards and two TDs and 23 rushes for 236 yards and three TDs ... Had 1,165 all-purpose yards as he had 25.2 kick-off return average and 20.6 punt return average ... Scored 16 TDs but eight were called back on

penalties ... Played 34 games over three seasons at UT-Martin ... Finished with 90 receptions for 1,481 yards and 14 TDs ... Totaled 42 receptions for 790 yards and seven TDs as a junior along with 363 rushing yards and three TDs ... Returned 26 kickoffs for 23.9 average and one TD ... Appeared in 11 games as a sophomore and finished with 553 yards and six TDs on 39 recep-



tions ... Saw action as a freshman and recorded nine receptions for 138 yards and one TD ... Majored in sports management.

HIGH SCHOOL: Played QB, WR and DB at Soldan High (Mo.) ... Earned all-metro honors and was conference MVP as a senior ... Also

lettered in basketball and track ... Earned all-state honors in track.

PERSONAL: Single ... Resides in St. Louis, Mo. ... Son of Rodney and Angela Thomas ... Has three siblings: Charise, Rodney and Brandi ... Full name: Roren Thomas.

**TERRELL WHITEHEAD****FREE SAFETY****43**

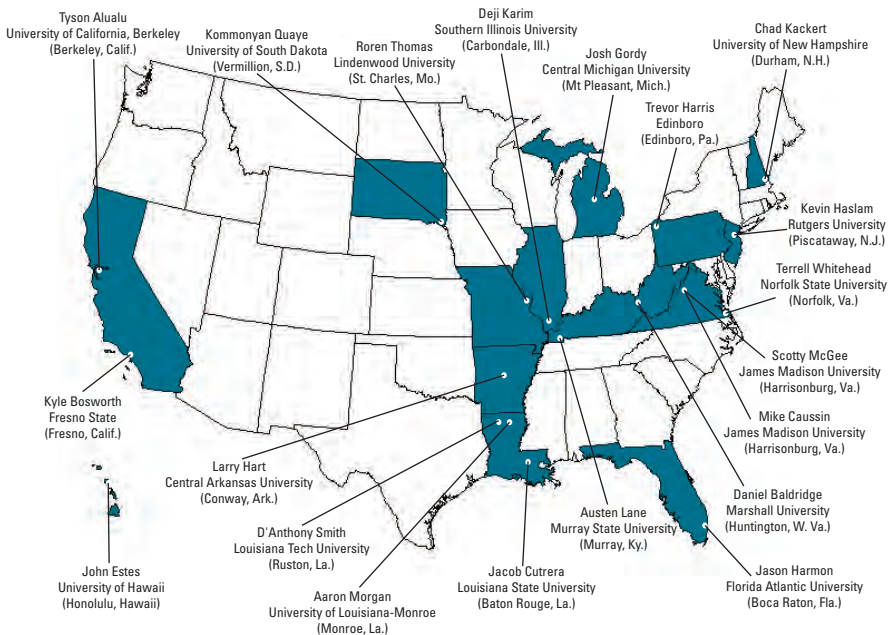
**6-1 • 194 LBS. • NORFOLK STATE • ROOKIE FREE AGENT 2010
BORN SEPTEMBER 18, 1988 • VIRGINIA BEACH, VIRGINIA**

COLLEGE: Four-year letterman ... School's first ever three-time FCS All-America and All-Mid Eastern Athletic Conference (MEAC) honoree ... Served as team captain ... Career totals include 249 tackles, 10 tackles for loss, 18 INTs, 21 passes defended and one sack ... Played in 42 games with 37 starts ... Ranked second on the team with 70 tackles as a senior and tied for MEAC lead with five INTs ... Earned conference player of the week honors twice and was first-team Walter Camp FCS All-America selection ... Started all 11 games as a junior and led team with 83 tackles and four INTs ... Tied for third in conference with 15 passes defended and his four INTs ranked fourth ... Led conference and ranked sixth in the nation as a sophomore with six INTs ... Added 55 tackles and 10 passes

defensed ... First-team All-MEAC selection ... Played in nine games as a freshman and finished with 41 tackles and three INTs ... Started last four games at FS ... The three INTs led team and ranked fifth in the conference.

HIGH SCHOOL: Attended Kempsville High School (Va.) ... Totaled 81 tackles and four INTs as a senior ... Had eight INTs and 67 tackles as a junior ... Named first-team All-Tidewater and All-Beach District his final two seasons ... Also started at point guard for basketball team.

PERSONAL: Single with son, Tayron Kaleb ... Resides in Virginia Beach, Va. ... Full name: Terrell Whitehead.

2010 ROOKIES: WHERE THEY PLAYED IN COLLEGE



2010 ALPHABETICAL TRAINING CAMP ROSTER

NO	NAME	POS	HT	WT	BIRTHDATE	AGE	EXP	COLLEGE	HOMETOWN
42	Alexander, Gerald	S	6-2	209	6/28/84	25	4	Boise State	Rancho Cucamonga, Calif
50	Allen, Russell	LB	6-3	234	5/5/86	24	2	San Diego State	Oceanside, Calif.
93	Alualu, Tyson	DT	6-3	304	5/12/87	23	R	California	Honolulu, Hawaii
76	Baldrige, Daniel	OT	6-8	311	10/21/85	24	R	Marshall	Opelousas, La.
78	Black, Jordan	OT	6-5	305	1/28/80	30	6	Notre Dame	Garland, Texas
44	Bolen, Brock	FB	6-0	233	3/24/85	25	1	Louisville	Germanatown, Ohio
51	Bosworth, Kyle	LB	6-1	236	11/21/86	23	R	UCLA	Plano, Texas
41	Brackenridge, Tyson	DB	5-11	189	6/30/84	25	3	Washington State	Pasadena, Calif.
73	Britton, Eben	OT	6-6	310	10/14/87	22	2	Arizona	Burbank, Calif.
48	Cain, Jeremy	LS	6-1	245	3/24/80	30	5	Massachusetts	Fort Lauderdale, Fla.
22	Carey, Don	DB	5-11	192	2/14/87	23	2	Norfolk State	Norfolk, Va.
47	Caussin, Mike	TE	6-5	252	2/26/87	23	R	James Madison	Springfield, Va.
36	Coe, Michael	DB	6-0	190	12/17/83	26	3	Alabama State	Memphis, Tenn.
27	Considine, Sean	S	6-0	212	12/17/82	27	6	Iowa	Byron, Ill.
21	Cox, Derek	CB	6-1	190	9/22/86	23	2	William & Mary	Greenville, N.C.
60	Crummey, Andrew	OL	6-5	301	10/22/84	25	2	Maryland	Van Wert, Ohio
68	Curry, Walter	DL	6-4	309	6/18/81	28	1	Albany State	Crescent City, Fla.
58	Cutrera, Jacob	LB	6-3	238	5/18/88	22	R	Louisiana State	Lafayette, La.
13	Denmark, Clarence	WR	5-11	185	9/29/85	24	1	Arkansas-Monticello	Jacksonville, Fla.
87	Dillard, Jarett	WR	5-10	187	12/21/85	24	2	Rice	San Antonio, Texas
56	Durant, Justin	LB	6-1	240	9/21/85	24	4	Hampton	Florence, S.C.
99	Ellison, Atiyah	DL	6-3	315	9/29/81	28	3	Missouri	St. Louis, Mo.
62	Estes, John	C	6-2	302	3/25/87	23	R	Hawaii	Stockton, Calif.
65	Forney, Kynan	G	6-3	302	9/8/78	31	10	Hawaii	Nacogdoches, Texas
9	Garrard, David	QB	6-1	236	2/14/78	32	9	East Carolina	Durham, N.C.
38	Gordy, Josh	CB	5-11	195	2/9/87	23	R	Central Michigan	Warthen, Ga.
36	Greene, Courtney	S	6-0	212	11/23/86	23	2	Rutgers	New Rochelle, N.Y.
83	Harmon, Jason	WR	6-2	214	1/27/87	23	R	Florida Atlantic	Tampa, Fla.
49	Harrington, Chris	DE	6-5	260	1/19/85	25	1	Texas A&M	Houston, Texas
7	Harris, Trevor	QB	6-2	223	5/31/86	24	R	Edinboro	Waldo, Ohio
59	Hart, Larry	DE	6-0	248	7/16/87	22	R	Central Arkansas	Madison, Miss.
91	Harvey, Derrick	DE	6-5	268	11/9/86	23	3	Florida	Greenbelt, Md.
72	Haslam, Kevin	OT	6-5	304	11/8/86	23	R	Rutgers	Mahwah, N.J.
16	Hughes, Nate	WR	6-2	195	1/18/85	25	2	Alcorn State	Starkville, Miss.
23	Jennings, Rashad	RB	6-1	228	3/26/85	25	2	Liberty	Forest, Va.
33	Jones, Greg	FB/RB	6-1	254	5/9/81	29	7	Florida State	Beaufort, S.C.
32	Jones-Drew, Maurice	RB	5-7	208	3/23/85	25	5	UCLA	Antioch, Calif.
40	Kackert, Chad	RB	5-9	199	9/15/86	23	R	New Hampshire	Simi Valley, Calif.
74	Kampman, Aaron	DE	6-4	260	11/30/79	30	9	Iowa	Kesley, Iowa
35	Karim, Deji	RB/KR	5-8	209	11/18/86	23	R	Southern Illinois	Oklahoma City, Okla.
54	Keiaho, Freddy	LB	5-11	226	12/18/82	27	5	San Diego State	Ventura, Calif.
96	Knighton, Terrance	DT	6-3	336	7/4/86	23	2	Temple	Hartford, Conn.
92	Lane, Austen	DE	6-5	274	11/9/87	22	R	Murray State	Iola, Wis.
57	Lehman, Teddy	LB	6-1	249	11/18/81	28	6	Oklahoma	Tulsa, Okla.
89	Lewis, Mercedes	TE	6-6	275	5/19/84	26	5	UCLA	Long Beach, Calif.
67	Manuwai, Vince	G	6-2	333	7/12/80	29	8	Hawaii	Honolulu, Hawaii
27	Mathis, Rashean	CB	6-1	193	8/27/80	29	8	Bethune-Cookman	Jacksonville, Fla.
12	McCown, Luke	QB	6-4	217	7/12/81	28	7	Louisiana Tech	Jacksonville, Texas
30	McGee, Scotty	RS/CB	5-8	182	12/4/86	23	R	James Madison	Virginia Beach, Va.
79	McQuistan, Paul	OL	6-6	315	4/30/83	27	4	Weber State	San Diego, Calif.
63	Meester, Brad	C	6-3	302	3/23/77	33	11	Northern Iowa	Parkersburg, Iowa
29	Middleton, William	CB	5-11	194	7/28/86	23	2	Furman	Marist, Ga.
86	Miller, Zach	TE	6-4	245	10/4/84	25	2	Nebraska-Omaha	Weston, Neb.
94	Mincey, Jeremy	DL	6-3	270	12/14/83	26	3	Florida	Statesboro, Ga.
75	Monroe, Eugene	OT	6-5	308	4/18/87	23	2	Virginia	Plainfield, N.J.
53	Morgan, Aaron	LB	6-4	238	12/30/88	21	R	Louisiana-Monroe	Amite, La.
55	Morrison, Kirk	LB	6-2	240	2/19/82	28	5	San Diego State	Oakland, Calif.
46	Navarre, Jeremy	DE	6-3	279	3/16/87	23	2	Maryland	Joppatowne, Md.
25	Nelson, Reggie	S	5-11	206	9/21/83	26	4	Florida	Melbourne, Fla.
64	Newton, Cecil	C	6-2	303	3/20/86	24	1	Tennessee State	Atlanta, Ga.
77	Nwaneri, Uche	G/C	6-3	318	3/20/84	26	4	Purdue	Garland, Texas
81	Osgood, Kassim	WR	6-5	220	5/20/80	30	8	San Diego State	Salinas, Calif.
24	Owens, Montell	FB	5-10	225	5/4/84	26	5	Maine	Wilmington, Del.
3	Podlesh, Adam	P	5-11	200	8/11/83	26	4	Maryland	Pittsford, N.Y.
88	Potter, Zach	TE	6-7	280	5/4/86	24	1	Nebraska	Omaha, Neb.
98	Quaye, Kommonyan	DT	6-1	307	5/11/87	23	R	South Dakota	Brooklyn Park, Minn.
10	Scobee, Josh	PK	6-1	210	6/23/82	27	7	Louisiana Tech	Longview, Texas
11	Sims-Walker, Mike	WR	6-2	214	11/21/84	25	4	Central Florida	Orlando, Fla.
66	Smiley, Justin	G	6-3	310	11/11/81	28	7	Alabama	Ellabell, Ga.
20	Smith, Anthony	S	6-0	200	9/20/83	26	5	Syracuse	Hubbard, Ohio
95	Smith, D'Anthony	DT	6-2	298	6/9/88	21	R	Louisiana Tech	Pickering, La.
52	Smith, Daryl	LB	6-2	249	3/14/82	28	7	Georgia Tech	Albany, Ga.
31	Starks, Scott	CB	5-9	178	6/27/83	26	6	Wisconsin	St. Louis, Mo.
80	Thomas, Mike	WR	5-8	198	6/4/87	23	2	Arizona	DeSoto, Texas
18	Thomas, Roren	WR	5-10	172	9/21/87	22	R	Lindenwood	St. Louis, Mo.
19	Underwood, Tiquan	WR	6-1	183	2/17/87	23	2	Rutgers	New Brunswick, N.J.
43	Whitehead, Terrell	FS	6-1	194	9/18/88	21	R	Norfolk State	Virginia Beach, Va.
85	Wilford, Ernest	FB	6-4	235	1/14/79	31	7	Virginia Tech	Richmond, Va.
90	Williams, Julius	DE	6-2	260	7/19/86	23	2	Connecticut	Decatur, Ga.
84	Williamson, Troy	WR	6-1	203	4/30/83	27	6	South Carolina	Jackson, S.C.

MISC. RECORDS HISTORY PLAYERS STAFF SCOUTS COACHES



2010 NUMERICAL TRAINING CAMP ROSTER

NO	NAME	POS	HT	WT	AGE	EXP	COLLEGE	HOMETOWN
3	Podlesh, Adam	P	5-11	200	26	4	Maryland	Pittsford, N.Y.
7	Harris, Trevor	QB	6-2	223	24	4	Edinboro	Waldo, Ohio
9	Garrard, David	QB	6-1	236	32	9	East Carolina	Durham, N.C.
10	Scobee, Josh	PK	6-1	210	27	7	Louisiana Tech	Longview, Texas
11	Sims-Walker, Mike	WR	6-2	214	25	4	Central Florida	Orlando, Fla.
12	McCown, Luke	QB	6-4	217	28	7	Louisiana Tech	Jacksonville, Texas
13	Denmark, Clarence	WR	5-11	185	24	1	Arkansas-Monticello	Jacksonville, Fla.
16	Hughes, Nate	WR	6-2	195	25	2	Alcorn State	Starkville, Miss.
18	Thomas, Roren	WR	5-10	172	22	R	Lindenwood	St. Louis, Mo.
19	Underwood, Tiquan	WR	6-1	183	23	2	Rutgers	New Brunswick, N.J.
20	Smith, Anthony	S	6-0	200	26	5	Syracuse	Hubbard, Ohio
21	Cox, Derek	CB	6-1	190	23	2	William & Mary	Greenville, N.C.
22	Carey, Don	DB	5-11	192	23	2	Norfolk State	Norfolk, Va.
23	Jennings, Rashad	RB	6-1	228	25	2	Liberty	Forest, Va.
24	Owens, Montell	FB	5-10	225	26	5	Maine	Wilmington, Del.
25	Nelson, Reggie	S	5-11	206	26	4	Florida	Melbourne, Fla.
26	Coe, Michael	DB	6-0	190	26	3	Alabama State	Memphis, Tenn.
27	Mathis, Rashean	CB	6-1	193	29	8	Bethune-Cookman	Jacksonville, Fla.
29	Middleton, William	CB	5-11	194	23	2	Furman	Marist, Ga.
30	McGee, Scotty	RS/CB	5-8	182	23	R	James Madison	Virginia Beach, Va.
31	Starks, Scott	CB	5-9	178	26	6	Wisconsin	St. Louis, Mo.
32	Jones-Drew, Maurice	RB	5-7	208	25	5	UCLA	Antioch, Calif.
33	Jones, Greg	FB/RB	6-1	254	29	7	Florida State	Beaufort, S.C.
35	Karim, Deji	RB/KR	5-8	209	23	R	Southern Illinois	Oklahoma City, Okla.
36	Greene, Courtney	S	6-0	212	23	2	Rutgers	New Rochelle, N.Y.
37	Considine, Sean	S	6-0	212	27	6	Iowa	Byron, Ill.
38	Gordy, Josh	CB	5-11	195	23	R	Central Michigan	Warthen, Ga.
40	Kackert, Chad	RB	5-9	199	23	R	New Hampshire	Simi Valley, Calif.
41	Brackenridge, Tyron	DB	5-11	189	26	3	Washington State	Pasadena, Calif.
42	Alexander, Gerald	S	6-2	209	25	4	Boise State	Rancho Cucamonga, Calif.
43	Whitehead, Terrell	FS	6-1	194	21	R	Norfolk State	Virginia Beach, Va.
44	Bolen, Brock	FB	6-0	233	25	1	Louisville	Germantown, Ohio
46	Navarre, Jeremy	DE	6-3	279	23	2	Maryland	Joppatowne, Md.
47	Cassin, Mike	TE	6-5	252	23	R	James Madison	Springfield, Va.
48	Cain, Jeremy	LS	6-1	245	30	5	Massachusetts	Fort Lauderdale, Fla.
49	Harrington, Chris	DE	6-5	260	25	1	Texas A&M	Houston, Texas
50	Allen, Russell	LB	6-3	234	24	2	San Diego State	Oceanside, Calif.
51	Bosworth, Kyle	LB	6-1	236	23	R	UCLA	Plano, Texas
52	Smith, Daryl	LB	6-2	249	28	7	Georgia Tech	Albany, Ga.
53	Morgan, Aaron	LB	6-4	238	21	R	Louisiana-Monroe	Amite, La.
54	Keiaho, Freddy	LB	5-11	226	27	5	San Diego State	Ventura, Calif.
55	Morrison, Kirk	LB	6-2	240	28	5	San Diego State	Oakland, Calif.
56	Durant, Justin	LB	6-1	240	24	6	Hampton	Florence, S.C.
57	Lehman, Teddy	LB	6-1	249	28	6	Oklahoma	Tulsa, Okla.
58	Cutrera, Jacob	LB	6-3	238	22	R	Louisiana State	Lafayette, La.
59	Hart, Larry	DE	6-0	248	22	R	Central Arkansas	Madison, Miss.
60	Crummey, Andrew	OL	6-5	301	25	2	Maryland	Van Wert, Ohio
62	Estes, John	C	6-2	302	23	R	Hawaii	Stockton, Calif.
63	Meester, Brad	C	6-3	302	33	11	Northern Iowa	Parkersburg, Iowa
64	Newton, Cecil	C	6-2	303	24	1	Tennessee State	Atlanta, Ga.
65	Forney, Kynan	G	6-3	302	31	10	Hawaii	Nacogdoches, Texas
66	Smiley, Justin	G	6-3	310	28	7	Alabama	Ellabell, Ga.
67	Manuwai, Vince	G	6-2	333	29	8	Hawaii	Honolulu, Hawaii
68	Curry, Walter	DL	6-4	309	28	1	Albany State	Crescent City, Fla.
72	Haslam, Kevin	OT	6-5	304	23	R	Rutgers	Mahwah, N.J.
73	Britton, Eben	OT	6-6	310	22	2	Arizona	Burbank, Calif.
74	Kampman, Aaron	DE	6-4	260	30	9	Iowa	Kesley, Iowa
75	Monroe, Eugene	OT	6-5	308	23	2	Virginia	Plainfield, N.J.
76	Baldrige, Daniel	OT	6-8	311	24	R	Marshall	Opelousas, La.
77	Nwaneri, Uche	G/C	6-3	318	26	4	Purdue	Garland, Texas
78	Black, Jordan	OT	6-5	305	30	6	Notre Dame	Garland, Texas
79	McQuistan, Paul	OL	6-6	315	27	4	Weber State	San Diego, Calif.
80	Thomas, Mike	WR	5-8	198	23	2	Arizona	DeSoto, Texas
81	Osgood, Kassim	WR	6-5	220	30	8	San Diego State	Salinas, Calif.
83	Harmon, Jason	WR	6-2	214	23	R	Florida Atlantic	Tampa, Fla.
84	Williamson, Troy	WR	6-1	203	27	6	South Carolina	Jackson, S.C.
85	Wilford, Ernest	TE	6-4	235	31	7	Virginia Tech	Richmond, Va.
86	Miller, Zach	TE	6-4	245	25	2	Nebraska-Omaha	Weston, Neb.
87	Dillard, Jarrett	WR	5-10	187	24	2	Rice	San Antonio, Texas
88	Potter, Zach	TE	6-7	280	24	1	Nebraska	Omaha, Neb.
89	Lewis, Mercedes	TE	6-6	275	26	5	UCLA	Long Beach, Calif.
90	Williams, Julius	DE	6-2	260	23	2	Connecticut	Decatur, Ga.
91	Harvey, Derrick	DE	6-5	268	23	3	Florida	Greenbelt, Md.
92	Lane, Austen	DE	6-5	274	22	R	Murray State	Iola, Wis.
93	Alualu, Tyson	DT	6-3	304	23	R	California	Honolulu, Hawaii
94	Mincey, Jeremy	DL	6-3	270	26	3	Florida	Statesboro, Ga.
95	Smith, D'Anthony	DT	6-2	298	21	R	Louisiana Tech	Pickering, La.
96	Knighthon, Terrance	DT	6-3	336	23	2	Temple	Hartford, Conn.
98	Quaye, Kommonyan	DT	6-1	307	23	R	South Dakota	Brooklyn Park, Minn.
99	Elison, Atiyah	DL	6-3	315	28	3	Missouri	St. Louis, Mo.

COACHES

SCOUTS

STAFF

PLAYERS

HISTORY

RECORDS

MISC.



2009 FINAL NFL STANDINGS

AMERICAN FOOTBALL CONFERENCE

AFC EAST	W	L	T	PCT	PTS	OPP	AFC	DIV.
New England	10	6	0	.625	427	285	7-5	4-2
New York Jets*	9	7	0	.563	348	236	7-5	2-4
Miami	7	9	0	.438	360	390	5-7	4-2
Buffalo	6	10	0	.375	258	326	4-8	2-4
AFC NORTH	W	L	T	PCT	PTS	OPP	AFC	DIV.
Cincinnati	10	6	0	.625	305	291	7-5	6-0
Baltimore*	9	7	0	.563	391	261	7-5	3-3
Pittsburgh	9	7	0	.563	368	324	6-6	2-4
Cleveland	5	11	0	.313	245	375	5-7	1-5
AFC SOUTH	W	L	T	PCT	PTS	OPP	AFC	DIV.
Indianapolis	14	2	0	.875	416	307	10-2	6-0
Houston	9	7	0	.563	388	333	6-6	1-5
Tennessee	8	8	0	.500	354	402	4-8	2-4
Jacksonville	7	9	0	.438	290	380	6-6	3-3
AFC WEST	W	L	T	PCT	PTS	OPP	AFC	DIV.
San Diego	13	3	0	.813	454	320	9-3	5-1
Denver	8	8	0	.500	326	324	6-6	3-3
Oakland	5	11	0	.313	197	379	4-8	2-4
Kansas City	4	12	0	.250	294	424	3-9	2-4

NATIONAL FOOTBALL CONFERENCE

NFC EAST	W	L	T	PCT	PTS	OPP	NFC	DIV.
Dallas	11	5	0	.688	361	250	9-3	4-2
Philadelphia*	11	5	0	.688	429	337	9-3	4-2
New York Giants	8	8	0	.500	402	427	6-6	4-2
Washington	4	12	0	.250	266	336	2-10	0-6
NFC NORTH	W	L	T	PCT	PTS	OPP	NFC	DIV.
Minnesota	12	4	0	.750	470	312	9-3	5-1
Green Bay*	11	5	0	.688	461	297	9-3	4-2
Chicago	7	9	0	.439	327	375	5-7	3-3
Detroit	2	14	0	.125	262	494	1-11	0-6
NFC SOUTH	W	L	T	PCT	PTS	OPP	NFC	DIV.
New Orleans	13	3	0	.813	510	341	9-3	4-2
Atlanta	9	7	0	.563	363	325	6-6	3-3
Carolina	8	8	0	.500	315	308	8-4	4-2
Tampa Bay	3	13	0	.188	244	400	3-9	1-5
NFC WEST	W	L	T	PCT	PTS	OPP	NFC	DIV.
Arizona	10	6	0	.625	375	325	8-4	4-2
San Francisco	8	8	0	.500	330	281	7-5	5-1
Seattle	5	11	0	.313	280	390	4-8	3-3
St. Louis	1	15	0	.063	175	436	1-11	0-6

* Wild Card team

2009 PLAYOFFS

AFC WILD CARD PLAYOFFS

N.Y. Jets 24, CINCINNATI 14
Baltimore 33, NEW ENGLAND 14

AFC DIVISIONAL PLAYOFFS

INDIANAPOLIS 20, Baltimore 3
N.Y. Jets 17, SAN DIEGO 14

AFC CHAMPIONSHIP GAME

INDIANAPOLIS 30, N.Y. Jets 17

NFC WILD CARD PLAYOFFS

DALLAS 34, Philadelphia 14
ARIZONA 51, Green Bay 45 (OT)

NFC DIVISIONAL PLAYOFFS

NEW ORLEANS 45, Arizona 14
MINNESOTA 34, Dallas 3

NFC CHAMPIONSHIP GAME

NEW ORLEANS 31, Minnesota 28 (OT)

SUPER BOWL XLIV IN SOUTH FLORIDA

New Orleans 31, Indianapolis 17



GAME 1 • COLTS 14, JAGUARS 12

SEPTEMBER 13, 2009 • LUCAS OIL STADIUM • INDIANAPOLIS, IND.

JACKSONVILLE JAGUARS (0-1)	0	6	0	6	-	12
INDIANAPOLIS COLTS (1-0)	0	7	7	0	-	14

The Jaguars opened the 2009 season with a 14-12 loss at AFC South rival Indianapolis. The Jaguars started four rookies (DT Terrance Knighton, CB Derek Cox, OT Eben Britton, OT Eugene Monroe). Cox ended the first Colts drive with an interception in the end zone. Following a Jaguars punt, Quentin Groves forced a fumble of Joseph Addai and Cox recovered. On the ensuing possession, David Garrard directed an 11-play, 59-yard drive that resulted in a 24-yard field goal by Josh Scobee for a 3-0 lead. The Colts answered with an 11-play drive and Addai put the Colts ahead 7-3 with a three-yard touchdown run. Scobee was good from 46 yards with a 1:04 remaining in the first half to cut the deficit to one. Scobee then attempted a 63-yard field goal at the end of the first half, but was short. Manning hooked up with Reggie Wayne for a 35-yard touchdown on the Colts first possession of the second half to take a 14-6 lead. Jones-Drew scored the Jaguars first touchdown of 2009 as he raced around the left end for a seven-yard score early in the fourth quarter. The Jaguars had the ball with 1:59 remaining but failed to move the sticks on four straight passes.

TEAM	Q	TIME	SCORING PLAY	DRIVE	TEAM STATS	JAX	IND
Jax.	2	8:58	Scobee 24 field goal	11-59, 4:55	First Downs	12	21
Ind.	2	3:39	Addai 3 run (Vinatieri kick)	11-78, 5:19	Total Yards	228	365
Jax.	2	0:59	Scobee 46 field goal	8-41, 2:40	Rushing Yards	114	71
Ind.	3	6:56	Wayne 35 pass from Manning (Vinatieri kick)	10-86, 5:34	Passing Yards	114	294
Jax.	4	11:07	Jones-Drew 7 run (run failed)	11-58, 5:30	Att-Comp-Int	28-14-0	38-28-1
					Third Downs	6-15	8-14
					Fourth Downs	1-2	0-2
					Punts-Avg.	5-37.8	2-44.0
					Fumbles-Lost	0-0	1-1
					Penalties-Yards	3-24	3-17
					Possession	26:04	33:56

Attendance: 65,757 • Temperature: 74 degrees, roof open

RUSHING: Jaguars - Jones-Drew 21-97 (1 TD), Garrard 4-14, Owens 1-3; Colts - Addai 17-42 (1 TD), Brown 11-33, Manning 3(-4)

PASSING: Jaguars - Garrard 28-14-122; Colts - Manning 38-28-301, 1 TD, 1 INT

RECEIVING: Jaguars - Jones-Drew 5-26, Holt 3-47, Lewis 3-23, Williamson 1-10, Jones 1-9, Hughes 1-7; Colts - Wayne 10-162 (1 TD), Addai 5-35, Clark 4-39, Garcon 3-24, Brown 2-16, Collie 2-15, Tammie 1-6, Robinson 1-4

SACKS: Jaguars 1 (Hayward 1), Colts 1 (Freaney 1)

INTERCEPTIONS: Jaguars 1 (D. Cox), Colts 0

GAME 2 • CARDINALS 31, JAGUARS 17

SEPTEMBER 20, 2009 • JACKSONVILLE MUNICIPAL STADIUM • JACKSONVILLE, FLA.

ARIZONA CARDINALS (1-1)	10	14	7	0	-	31
JACKSONVILLE JAGUARS (0-2)	3	0	7	7	-	17

The Jaguars couldn't overcome a 21-point halftime deficit and a 24-of-26 performance by Kurt Warner as they fell to the Cardinals, 31-17, in their home opener. The Cardinals put together an 11-play, 75-yard drive to open the game with Tim Hightower scoring on a one-yard run. Both teams hit field goals on their next possessions. In the second quarter Scobee's 46-yard field goal was blocked by Calais Campbell and returned 83 yards for a touchdown by Antrel Rolle. The Cardinals added to the lead midway through the third quarter as they capitalized on a Garrard fumble with a 22-yard touchdown pass from Warner to Larry Fitzgerald. On the ensuing possession, Garrard answered with a 25-yard touchdown pass to Mercedes Lewis. After a Cardinals punt, the Jaguars went 85 yards on 14 plays and Garrard hooked up with Mike Sims-Walker for a 19-yard score.

TEAM	QTR	TIME	SCORING PLAY	DRIVE	TEAM STATS	ARI	JAX
Ari.	1	8:07	Hightower 1 run (Rackers kick)	11-75, 6:53	First Downs	22	18
Jax.	1	4:41	Scobee 30 field goal	7-62, 3:26	Total Yards	383	367
Ari.	1	0:03	Rackers 45 field goal	8-53, 4:38	Rushing Yards	118	92
Ari.	2	11:30	Rolle 83 blocked FG return (Rackers kick)	-----	Passing Yards	265	275
Ari.	2	0:55	Wright 5 pass from Warner (Rackers kick)	7-68, 1:18	Att-Comp-Int	32-27-0	43-23-1
Ari.	3	5:28	Fitzgerald 22 pass from Warner (Rackers kick)	4-38, 2:04	Third Downs	2-9	6-16
Jax.	3	1:31	Lewis 25 pass from Garrard (Scobee kick)	8-64, 3:57	Fourth Downs	1-1	1-2
Jax.	4	7:11	Sims-Walker 19 pass from Garrard (Scobee kick)	14-85, 5:09	Punts-Avg.	3-46.3	4-45.3
					Fumbles-Lost	5-2	4-2
					Penalties-Yards	7-58	8-50
					Possession	31:21	28:39

Attendance: 46,520 • Temperature: 83 degrees

RUSHING: Jaguars - Jones-Drew 13-66, Garrard 4-27, Jennings 2-1, Owens 1(-2); Cardinals - Hightower 15-72 (1 TD), Wells 7-44, Boldin 1-4, Stephens-Howling 1-2, Warner 1(-1), Leinart 3(-3)

PASSING: Jaguars - Garrard 43-23-282, 2 TDs, 1 INT; Cardinals - Warner 26-24-243, 2 TDs; Leinart 6-3-22

RECEIVING: Jaguars - Sims-Walker 6-106 (1 TD), Holt 6-65, Jones-Drew 4-17, Lewis 3-62 (1 TD), Williamson 2-24, Hughes 2-8; Cardinals - Boldin 8-69, Breaston 5-83, Fitzgerald 4-34 (1 TD), Hightower 3-12, Urban 2-25, Stephens-Howling 2-14, Becht 1-16, Spach 1-7, Wright 1-5

SACKS: Jaguars 0, Cardinals 4 (Haggans 1, Berry 1, Campbell 0.5, Wilson 0.5, Dansby 0.5, Rolle, 0.5)

INTERCEPTIONS: Jaguars 0, Cardinals 1 (Rodgers-Cromartie)



GAME 3 • JAGUARS 31, TEXANS 24

SEPTEMBER 27, 2009 • RELIANT STADIUM • HOUSTON, TEXAS

JACKSONVILLE JAGUARS (1-2)	3	14	7	7	-	31
HOUSTON TEXANS (1-2)	7	14	3	0	-	24

Rasheen Mathis intercepted Texans quarterback Matt Schaub on the opening drive and the Jaguars took an early 3-0 lead with a 52-yard field goal by Josh Scobee. Following an 18-yard touchdown pass from Schaub to Jacoby Jones, David Garrard scored on a two-yard run before Maurice Jones-Drew ran for three touchdowns. The Texans regained the lead on a nine-yard scoring strike from Schaub to Kevin Walter. On the ensuing possession, Jones-Drew broke through the middle of the Texans defense and raced 61 yards to the end zone. The Texans answered with 23 seconds remaining in the half as Schaub connected with Owen Daniels for a two-yard score to give the Texans a 21-17 lead at the half. The Jaguars took control in the second half as Jones-Drew had rushing touchdowns (one yard and eight yards) on the team's first two offensive possessions. The Texans scored their only points of the half on a 27-yard field goal by Kris Brown late in the third quarter. Late in the fourth quarter on second-and-goal, Chris Brown went over right guard and Jaguars linebacker Daryl Smith forced a fumble and recovered it in the end zone to seal the victory.

TEAM	Q	TIME	SCORING PLAY	DRIVE	TEAM STATS	JAX	HOU
Jax.	1	7:35	Scobee 52 field goal	8-59, 3:17	First Downs	24	23
Hou.	1	1:58	Jones 18 pass from Schaub (Brown kick)	3-44, 1:14	Total Yards	399	397
Jax.	2	11:18	Garrard 2 run (Scobee kick)	10-69, 5:40	Rushing Yards	185	111
Hou.	2	5:33	Walter 9 pass from Schaub (Brown kick)	5-49, 2:29	Passing Yards	214	286
Jax.	2	3:47	Jones-Drew 61 run (Scobee kick)	4-76, 1:46	Att-Comp-Int	30-18-0	35-26-1
Hou.	2	0:19	Daniels 2 pass from Schaub (Brown kick)	10-66, 3:28	Third Downs	5-11	4-10
Jax.	3	10:10	Jones-Drew 1 run (Scobee kick)	10-83, 4:50	Fourth Downs	1-1	1-1
Jax.	3	4:02	Brown 27 field goal	11-74, 6:08	Punts-Avg.	3-35.3	4-42.8
Jax.	4	14:15	Jones-Drew 8 run (Scobee kick)	10-87, 4:47	Fumbles-Lost	1-1	1-1
					Penalties-Yards	5-40	5-60
					Possession	30:52	29:08

Attendance: 70,083 • Temperature: 85 degrees (roof closed)

RUSHING: Jaguars - Jones-Drew 23-119 (3 TDs), Thomas 3-36, Garrard 5-29 (1 TD), Jennings 1-1; Texans - Slaton 12-76, Brown 8-19, Walter 1-11, Schaub 1-5

PASSING: Jaguars - Garrard 30-18-214; Texans - Schaub 35-26-300, 3 TDs, 1 INT

RECEIVING: Jaguars - Sims-Walker 6-81, Jones-Drew 4-28, Holt 3-57, Lewis 1-18, Wilford 1-13, Thomas 1-10, Jennings 1-8, Jones 1-(-1); Texans - Walter 7-96 (1 TD), Daniels 5-38 (1 TD), Johnson 4-86, Slaton 3-37, Leach 3-7, Jones 2-23 (1 TD), Anderson 2-13

SACKS: Jaguars 2 (Ingram 1, Stanley 1), Texans 0

INTERCEPTIONS: Jaguars 1 (Mathis), Texans 0

GAME 4 • JAGUARS 37, TITANS 17

OCTOBER 4, 2009 • JACKSONVILLE MUNICIPAL STADIUM • JACKSONVILLE, FLA.

TENNESSEE TITANS (0-4)	0	3	6	8	-	17
JACKSONVILLE JAGUARS (2-2)	10	17	3	7	-	37

David Garrard threw for three touchdowns including two to Mike Sims-Walker in a division road win. The Jaguars took an early 3-0 lead on a 22-yard field goal by Josh Scobee. Rookie Mike Thomas returned a Titans punt 34 yards to set up a nine-yard touchdown run by Maurice Jones-Drew. The Titans scored their only points of the first half on a 29-yard field goal by Rob Bironas early in the second quarter. Later in the second, Garrard found Sims-Walker for a nine-yard touchdown. Following a Titans punt, Scobee increased the lead to 20-3 with a 50-yard field goal. Garrard found Sims-Walker in the end zone for a 15-yard score with 34 seconds remaining. Garrard directed a 10-play, 51-yard drive to open the second half with Scobee hitting from 33-yards to increase the lead to 30-3. Nate Washington scored the Titans first touchdown on a 14-yard pass from Kerry Collins with 26 seconds left in the third quarter. Collins rushed for a 10-yard score midway through the fourth quarter and Garrard hit Marcedes Lewis for a 33-yard touchdown to finish the scoring.

TEAM	QTR	TIME	SCORING PLAY	DRIVE	TEAM STATS	TEN	JAX
Jax.	1	10:02	Scobee 22 field goal	8-60, 3:57	First Downs	19	27
Jax.	1	6:34	Jones-Drew 9 run (Scobee kick)	3-35, 1:23	Total Yards	379	442
Ten.	2	9:11	Bironas 29 field goal	14-78, 7:23	Rushing Yards	95	137
Jax.	2	7:35	Sims-Walker 9 pass from Garrard (Scobee kick)	3-46, 1:36	Passing Yards	284	305
Jax.	2	3:21	Scobee 50 field goal	10-44, 3:08	Att-Comp-Int	48-29-2	37-27-0
Jax.	2	0:27	Sims-Walker 15 pass from Garrard (Scobee kick)	6-41, 2:08	Third Downs	8-16	6-13
Jax.	3	10:05	Scobee 33 field goal	10-51, 4:55	Fourth Downs	1-2	0-0
Ten.	3	0:19	Washington 14 pass from Collins (pass failed)	8-80, 1:37	Punts-Avg.	5-42.2	3-37.0
Ten.	4	5:28	Collins 10 run (Johnson run)	11-77, 3:27	Fumbles-Lost	1-1	1-1
Jax.	4	5:02	Lewis 33 pass from Garrard (Scobee kick)	3-40, 0:26	Penalties-Yards	6-68	4-30
					Possession	25:53	34:07

Attendance: 49,014 • Temperature: 79 degrees

RUSHING: Jaguars - Jennings 9-53, Garrard 8-38, Jones 3-20, Jones-Drew 6-14 (1 TD), Thomas 3-9, Miller 1-3; Titans - Johnson 16-83, Collins 1-10 (1 TD), White 2-2

PASSING: Jaguars - Garrard 37-27-323, 3 TDs; Titans - Collins 48-29-284, 1 TD, 2 INTs

RECEIVING: Jaguars - Sims-Walker 7-91 (2 TDs), Thomas 5-31, Lewis 4-76 (1 TD), Holt 3-42, Jones-Drew 3-26, Miller 3-14, Wilford 1-29, Dillard 1-14; Titans - Britt 7-105, Washington 7-66 (1 TD), Scaife 3-25, Crumpler 3-23, Johnson 3-11, Cook 2-11, Gage 1-15, Hall 1-12, Jones 1-9, White 1-7

SACKS: Jaguars 0, Titans 2 (Tulloch 1, Hayes 1)

INTERCEPTIONS: Jaguars 2 (Alexander, D. Cox), Titans 0

**GAME 5 • SEAHAWKS 41, JAGUARS 0**
OCTOBER 11, 2009 • QWEST FIELD • SEATTLE, WASH.

JACKSONVILLE JAGUARS (2-3)	0	0	0	0	-	0
SEATTLE SEAHAWKS (2-3)	3	17	14	7	-	41

The Jaguars snapped a two-game win streak with a 41-0 loss at Seattle. It marked only the third shutout in team history and first since 2004. The Seahawks scored the game's first points on a 47-yard field goal by Olindo Mare midway through the first quarter. Mare increased the lead to 6-0 with a 27-yard field goal early in the second quarter. The Jaguars had two consecutive three-and-outs and the Seahawks countered with touchdowns to take a 20-0 halftime lead. In the second half, Matt Hasselbeck hooked up with TJ Houshmandzadeh for a 13-yard score. Following a three-and-out by the Jaguars, Nate Burleson scored on a five-yard reception with 5:59 left in the third quarter. On the ensuing possession, the Jaguars moved the ball to the Seahawks eight-yard line but Garrard was sacked and fumbled. Nick Reed picked it up and raced 79 yards for the game's final points.

TEAM	Q	TIME	SCORING PLAY	DRIVE	TEAM STATS	JAX	SEA
Sea.	1	6:19	Mare 47 field goal	11-54, 3:39	First Downs	10	24
Sea.	2	7:59	Mare 27 field goal	11-48, 5:08	Total Yards	199	379
Sea.	2	4:43	Houshmandzadeh 34 pass from Hasselbeck (Mare kick)	4-48, 1:32	Rushing Yards	38	143
Sea.	2	2:08	Burleson 44 pass from Hasselbeck (Mare kick)	3-61, 0:58	Passing Yards	161	236
Sea.	3	10:08	Houshmandzadeh 13 pass from Hasselbeck (Mare kick)	4-32, 1:12	Att-Comp-Int	32-19-0	30-18-0
Sea.	3	5:54	Burleson 5 pass from Hasselbeck (Mare kick)	8-48, 3:04	Third Downs	2-13	6-14
Sea.	4	14:01	Reed 79 fumble return (Mare kick)	-----	Fourth Downs	1-2	1-1
					Punts-Avg.	8-46.4	3-44.3
					Fumbles-Lost	2-2	2-0
					Penalties-Yards	9-73	1-10
					Possession	25:16	34:44

Attendance: 67,228 • Temperature: 55 degrees

RUSHING: Jaguars - Jones-Drew 12-34, Jennings 2-3, Garrard 1-1; Seahawks - James 16-46, Forsett 6-43, Jones 12-34, Hasselbeck 3-23, Wallace 3(-3)

PASSING: Jaguars - Garrard 31-18-188; Seahawks - Hasselbeck 30-18-241, 4 TDs

RECEIVING: Jaguars - Holt 7-95, Jones-Drew 5-23, Lewis 3-13, Dillard 2-29, Thomas 1-28, Miller 1-2; Seahawks - Burleson 6-98 (2 TDs), Houshmandzadeh 5-77 (2 TDs), Carlson 2-31, Branch 2-23, James 1-7, Schmitt 1-3, Jones 1-2

SACKS: Jaguars 1 (Landri), Seahawks 5 (Curry 1, Tapp 1, Reed 1, Jackson 1, Wilson 1)

INTERCEPTIONS: Jaguars 0, Seahawks 0

GAME 6 • JAGUARS 23, RAMS 20 (OT)
OCTOBER 18, 2009 • JACKSONVILLE MUNICIPAL STADIUM • JACKSONVILLE, FLA.

ST. LOUIS RAMS (0-6)	7	3	0	10	0	20
JACKSONVILLE JAGUARS (3-3)	6	0	0	14	3	23

The Jaguars rallied for a 23-20 overtime win against St. Louis as Maurice Jones-Drew ran for three touchdowns. The Jaguars had a 300-yard passer (David Garrard, 335), two receivers with 100-plus receiving yards (Mike Sims-Walker, 120; Torry Holt, 101) and a 100-yard rusher (Jones-Drew) in the same game for only the third time in franchise history. The Rams took an early lead on a 17-yard touchdown pass from Marc Bulger to Donnie Avery on the opening drive of the game. The Jaguars responded with a five-play, 58-yard drive, highlighted by a 41-yard reception by Holt, and Jones-Drew scored on a four-yard run. The extra point attempt failed after holder Adam Podlesh fumbled the snap. The Jaguars took their first lead early in the fourth quarter on a one-yard run by Jones-Drew. Following a three-and-out by the Rams, Garrard was intercepted by Leonard Little at the Jaguars 36-yard line and he returned it for a touchdown. On the ensuing possession, the Jaguars moved the ball 75 yards in 2:43 and Jones-Drew fought his way up the middle for a one-yard touchdown run with two minutes remaining. The Rams moved the ball to the Jaguars nine-yard line and forced overtime with a 27-yard field goal by Brown. The Jaguars won the coin toss and put together a 13-play, 62-yard drive to set up a 36-yard game-winning field goal by Josh Scobee.

TEAM	QTR	TIME	SCORING PLAY	DRIVE	TEAM STATS	STL	JAX
Stl.	1	10:10	Avery 17 pass from Bulger (Brown kick)	9-73, 4:50	First Downs	13	33
Jax.	1	7:43	Jones-Drew 4 run (kick aborted)	5-58, 2:27	Total Yards	262	492
Stl.	2	0:37	Brown 52 field goal	14-51, 6:24	Rushing Yards	55	166
Jax.	4	8:05	Jones-Drew 1 run (Scobee kick)	10-69, 6:08	Passing Yards	207	326
Stl.	4	4:36	Little 36 interception return (Brown kick)	-----	Att-Comp-Int	34-22-1	43-30-2
Jax.	4	1:53	Jones-Drew 3 run (Scobee kick)	9-75, 2:43	Third Downs	4-12	11-16
Stl.	4	0:04	Brown 27 field goal	9-69, 1:49	Fourth Downs	0-0	0-0
Jax.	OT	8:00	Scobee 36 field goal	13-62, 7:00	Punts-Avg.	6-41.2	4-36.3
					Fumbles-Lost	0-0	1-1
					Penalties-Yards	6-52	3-15
					Possession	24:48	42:12

Attendance: 42,088 • Temperature: 57 degrees

RUSHING: Jaguars - Jones-Drew 33-133 (3 TDs), Garrard 4-31, Jennings 1-2; Rams - Jackson 16-50, Gado 1-3, Darby 1-2

PASSING: Jaguars - Garrard 43-30-335, 2 INTs; Rams - Bulger 34-22-213, 1 TD, 1 INT

RECEIVING: Jaguars - Sims-Walker 9-120, Thomas 7-52, Holt 5-101, Jones-Drew 5-45, Miller 1-14, Lewis 1-5, Wilford 1-1, Jennings 1(-3); Rams - Jackson 6-78, Burton 5-37, McMichael 3-32, Amendola 3-25, Fells 2-11, Avery 1-17 (1 TD), Darby 1-7, Carter 1-6

SACKS: Jaguars 1 (Ellison), Rams 3 (Ryan 1, Hall 1, Little 1)

INTERCEPTIONS: Jaguars 1 (Mathis), Rams 2 (Little, Laurinaitis)

COACHES

SCOUTS

STAFF

PLAYERS

HISTORY

RECORDS

MISC.



GAME 7 • TITANS 30, JAGUARS 13

NOVEMBER 1, 2009 • LP FIELD • NASHVILLE, TENN.

JACKSONVILLE JAGUARS (3-4)	0	7	6	0	-	13
TENNESSEE TITANS (1-6)	3	10	10	7	-	30

The Jaguars and Titans combined for 522 rushing yards and a NFL-record four rushing touchdowns of 50-plus yards. The Titans rushed for 305 yards, the most by a Jaguars opponent in team history. The Titans took the lead with a 48-yard field goal by Rob Bironas. The Titans increased their lead to 10-0 with a six-yard touchdown pass from Vince Young to Nate Washington. Bironas added another field goal in the second. On the ensuing possession, Maurice Jones-Drew took his first carry of the game 80 yards for a touchdown to tie for the longest run in franchise history. Jones-Drew raced 79 yards on the first play from scrimmage in the second half for his second touchdown of the game. He became only the third player in NFL history with two touchdowns of 75-plus yards in a game. The Titans answered with a 52-yard run by Chris Johnson to make it 20-13. Following a three-and-out by the Jaguars, Bironas added to the lead with a 45-yard field goal on the next possession. Johnson increased the lead with an 89-yard touchdown run to open the fourth quarter to put the game out of reach.

TEAM	Q	TIME	SCORING PLAY	DRIVE	TEAM STATS	JAX	TEN
Ten.	1	7:46	Bironas 48 field goal	13-50, 7:14	First Downs	12	20
Ten.	2	9:19	Washington 6 pass from Young (Bironas kick)	8-54, 4:31	Total Yards	330	430
Ten.	2	5:50	Bironas 25 field goal	5-27, 2:21	Rushing Yards	217	305
Jax.	2	5:33	Jones-Drew 80 run (Scobee kick)	1-80, 0:17	Passing Yards	113	125
Jax.	3	14:37	Jones-Drew 79 run (kick blocked)	1-79, 0:23	Att-Comp-Int	29-14-2	18-15-0
Ten.	3	11:00	Johnson 52 run (Bironas kick)	7-74, 3:37	Third Downs	4-12	8-15
Ten.	3	5:00	Bironas 45 field goal	7-40, 3:45	Fourth Downs	0-0	0-0
Ten.	4	14:46	Johnson 89 run (Bironas kick)	3-95, 1:13	Punts-Avg.	7-44.1	4-48.3
					Fumbles-Lost	2-0	0-0
					Penalties-Yards	2-27	4-20
					Possession	20:17	39:43

Attendance: 69,143 • Temperature: 59 degrees

RUSHING: Jaguars - Jones-Drew 8-177 (2 TDs), Garrard 3-22, Jennings 3-8, Thomas 1-7, Jones 1-3; Titans - Johnson 24-228 (2 TDs), White 13-47, Young 12-30

PASSING: Jaguars - Garrard 27-14-139, 2 INTs; McCown 2-0-0; Titans - Young 18-15-125, 1 TD

RECEIVING: Jaguars - Thomas 4-55, Wilford 2-18, Holt 2-17, Sims-Walker 2-9, Dillard 1-23, Lewis 1-20, Jennings 1-1, Jones-Drew 1-(-4); Titans - Scaife 4-27, Gage 3-41, Washington 2-22 (1 TD), Crumpler 2-14, Johnson 2-11, Britt 1-7, Cook 1-3

SACKS: Jaguars 0, Titans 4 (Thornton 1, Vanden Bosch 1, Jones 1, Ford 1)

INTERCEPTIONS: Jaguars 0, Titans 2 (Finnegan, Hood)

GAME 8 • JAGUARS 24, CHIEFS 21

NOVEMBER 8, 2009 • JACKSONVILLE MUNICIPAL STADIUM • JACKSONVILLE, FLA.

KANSAS CITY CHIEFS (1-7)	3	3	0	15	-	21
JACKSONVILLE JAGUARS (4-4)	7	7	3	7	-	24

Wide receiver Mike Sims-Walker registered a career-high 147 receiving yards on six receptions as the Jaguars evened their record at 4-4 with a 24-21 victory. The Jaguars held a 24-6 lead in the fourth quarter before giving up two touchdowns in the final three minutes. The Chiefs took an early 3-0 lead on a 45-yard field goal by Ryan Succop. The Jaguars responded with a 28-yard touchdown run by rookie Rashad Jennings. Succop added a 21-yard field goal in the second quarter. On the ensuing possession, Garrard connected with Sims-Walker down the left sideline for a 61-yard touchdown. Josh Scobee increased the Jaguars lead to 17-6 with a 27-yard field goal. In the fourth, Maurice Jones-Drew scored his 11th touchdown of the season on a 10-yard run. Trailing 24-6, Matt Cassel connected with Chris Chambers on a 54-yard touchdown pass with 2:41 left in the game. The Chiefs were successful on an onside kick and Cassel led an eight-play, 68-yard drive capped off with a five-yard touchdown pass to Chambers. Greg Jones recovered the ensuing onside kick for the Jaguars and they ran out the clock.

TEAM	QTR	TIME	SCORING PLAY	DRIVE	TEAM STATS	KC	JAX
K.C.	1	9:54	Succop 45 field goal	6-29, 2:53	First Downs	14	21
Jax.	1	4:33	Jennings 28 run (Scobee kick)	9-79, 5:21	Total Yards	301	426
K.C.	2	2:38	Succop 21 field goal	5-17, 2:19	Rushing Yards	60	173
Jax.	2	1:02	Sims-Walker 61 pass from Garrard (Scobee kick)	5-84, 1:36	Passing Yards	241	253
Jax.	3	0:47	Scobee 27 field goal	10-68, 5:22	Att-Comp-Int	39-23-0	27-18-0
Jax.	4	4:26	Jones-Drew 10 run (Scobee kick)	5-22, 2:41	Third Downs	4-13	9-16
K.C.	4	2:32	Chambers 54 pass from Cassel (Succop kick)	6-71, 1:54	Fourth Downs	0-0	0-0
K.C.	4	1:01	Chambers 5 pass from Cassel (Charles pass)	8-68, 1:31	Punts-Avg.	7-46.6	4-39.3
					Fumbles-Lost	1-0	1-1
					Penalties-Yards	1-10	5-31
					Possession	23:47	36:13

Attendance: 45,546 • Temperature: 75 degrees

RUSHING: Jaguars - Jones-Drew 29-97 (1 TD), Garrard 9-29, Jennings 2-29 (1 TD), Thomas 1-18; Chiefs - Charles 6-36, Smith 4-17, Savage 2-4, Cassel 2-3

PASSING: Jaguars - Garrard 27-18-264, 1 TD; Chiefs - Cassel 39-23-262, 2 TDs

RECEIVING: Jaguars - Sims-Walker 6-147 (1 TD), Holt 4-37, Jones-Drew 3-37, Dillard 1-33, Jennings 1-9, Lewis 1-3, Jones 1-0, Thomas 1-(-2); Chiefs - Long 8-74, Bowe 4-74, Chambers 3-70 (2 TDs), Charles 3-19, Bradley 1-12, Savage 1-8, Pope 1-5, Smith 1-4, Cox 1-(-4)

SACKS: Jaguars 3 (D. Smith 1.5, Henderson 1.0, Knighton 0.5), Chiefs 1 (Gilberry)

INTERCEPTIONS: Jaguars 0, Chiefs 0



GAME 9 • JAGUARS 24, JETS 22

NOVEMBER 15, 2009 • THE MEADOWLANDS • EAST RUTHERFORD, N.J.

JACKSONVILLE JAGUARS (5-4)	7	14	0	3	-	24
NEW YORK JETS (4-5)	10	3	0	9	-	22

Mark Sanchez was intercepted by Rasheen Mathis on the first play from scrimmage and Maurice Jones-Drew took advantage and scored on a 33-yard run. The Jets responded with a 32-yard field goal by Jay Feely. The Jets took the lead on the ensuing possession with a seven-yard pass from Sanchez to Jerrico Cotchery. David Garrard engineered an 11-play, 70-yard drive and gave the Jaguars a 14-10 lead with an 11-yard run. Following a Jets punt, Garrard hooked up with Mike Sims-Walker for a 26-yard touchdown to cap off a 10-play, 86-yard drive. Feely was good from 37 yards with 36 seconds left in the half. Both teams failed to move the ball in the third quarter with the teams combining for four punts and two turnovers. The Jets trimmed the lead to 21-16 with a 40-yard field goal by Feely and took the lead with a one-yard run by Thomas Jones. The Jets went for two and failed to convert. The Jaguars took over at the Jets 17-yard line with 4:56 remaining and Garrard hit on four of six passes for 68 yards, highlighted by a 33-yard Mercedes Lewis reception, to move the ball to the Jets 14-yard line. The Jaguars allowed the clock to wind down with Jones-Drew kneeling at the one-yard line before Josh Scobee connected on his second game-winning field goal of the season as time expired.

TEAM	Q	TIME	SCORING PLAY	DRIVE	TEAM STATS	JAX	NYJ
Jax.	1	11:56	Jones-Drew 33 run (Scobee kick)	5-55, 2:40	First Downs	18	19
N.Y.J.	1	8:21	Feely 32 field goal	8-30, 3:35	Total Yards	347	322
N.Y.J.	1	1:08	Cotchery 7 pass from Sanchez (Feely kick)	5-61, 1:57	Rushing Yards	139	110
Jax.	2	10:52	Garrard 11 run (Scobee kick)	11-70, 5:16	Passing Yards	208	212
Jax.	2	2:44	Sims-Walker 26 pass from Garrard (Scobee kick)	10-86, 5:14	Att-Comp-Int	26-16-0	31-16-2
N.Y.J.	2	0:36	Feely 37 field goal	7-53, 2:08	Third Downs	7-13	7-13
N.Y.J.	4	14:39	Feely 40 field goal	14-60, 7:12	Fourth Downs	1-1	1-1
N.Y.J.	4	5:04	Jones 1 run (pass failed)	16-77, 7:37	Punts-Avg.	4-36.8	2-50.5
Jax.	4	0:00	Scobee 21 field goal	12-80, 5:04	Fumbles-Lost	2-1	1-1
					Penalties-Yards	5-40	4-26
					Possession	31:07	28:53

Attendance: 76,313 • Temperature: 62 degrees

RUSHING: Jaguars - Jones-Drew 24-123 (1 TD), Garrard 6-11 (1 TD), Jennings 2-5; Jets - Jones 21-77 (1 TD), Greene 7-26, Keller 1-7

PASSING: Jaguars - Garrard 26-16-221, 1 TD; Jets - Sanchez 30-16-212, 1 TD, 2 INTs; Edwards 1-0-0

RECEIVING: Jaguars - Thomas 4-46, Sims-Walker 3-49 (1 TD), Lewis 2-58, Holt 2-24, Jones-Drew 2-22, Miller 1-11, Dillard 1-7, Jones 1-4; Jets - Cotchery 6-68 (1 TD), Keller 6-58, Edwards 3-79, Clowney 1-7

SACKS: Jaguars 0, Jets 2 (Leonhard 1, Pace 1)

INTERCEPTIONS: Jaguars 2 (Mathis, Groves), Jets 0

GAME 10 • JAGUARS 18, BILLS 15

NOVEMBER 22, 2009 • JACKSONVILLE MUNICIPAL STADIUM • JACKSONVILLE, FLA.

BUFFALO BILLS (3-7)	6	3	6	0	-	15
JACKSONVILLE JAGUARS (6-4)	3	7	0	8	-	18

The Jaguars came from behind for the second straight week to capture their third consecutive win, beating Buffalo 18-15. Sean Considine intercepted Bills QB Ryan Fitzpatrick on the third play from scrimmage and returned it to the Bills 28-yard line. Josh Scobee gave the Jaguars an early 3-0 lead with a 29-yard field goal. The Bills responded with a game-tying 26-yard field goal by Rian Lindell. On the ensuing possession, David Garrard was intercepted by George Wilson who returned it to the Jaguars nine-yard line. The Jaguars defense buckled down and forced a 28-yard field goal by Lindell. In the second quarter, Maurice Jones-Drew scored his NFL-leading 13th touchdown of the season on a three-yard run. Lindell put the Bills within one, 10-9, with a 22-yard field goal as time expired in the first half. On the Bills' first play from scrimmage in the second half, Fitzpatrick hooked up with Terrell Owens down the right sideline for a 98-yard touchdown. The Jaguars obtained the ball with 6:12 remaining and Garrard hooked up with Mike Sims-Walker for a three-yard touchdown on a third-and-three with 56 seconds remaining. Garrard converted the two-point conversion with a run up the middle. Fitzpatrick was then intercepted by Anthony Smith with 17 seconds remaining on fourth down.

TEAM	QTR	TIME	SCORING PLAY	DRIVE	TEAM STATS	BUF	JAX
Jax.	1	10:40	Scobee 29 field goal	7-17, 3:24	First Downs	14	19
Buf.	1	4:36	Lindell 26 field goal	11-72, 6:04	Total Yards	343	310
Buf.	1	1:59	Lindell 28 field goal	5-(-1), 2:16	Rushing Yards	53	102
Jax.	2	9:30	Jones-Drew 3 run (Scobee kick)	12-78, 7:29	Passing Yards	290	208
Buf.	2	0:00	Lindell 22 field goal	9-76, 1:58	Att-Comp-Int	31-18-2	30-21-1
Buf.	3	11:28	Owens 98 pass from Fitzpatrick (pass failed)	1-98, 0:12	Third Downs	3-11	9-15
Jax.	4	0:56	Sims-Walker 3 pass from Garrard (Garrard run)	12-68, 5:16	Fourth Downs	0-1	0-0
					Punts-Avg.	4-50.5	5-44.8
					Fumbles-Lost	2-1	3-1
					Penalties-Yards	6-43	6-50
					Possession	23:36	36:24

Attendance: 47,757 • Temperature: 74 degrees

RUSHING: Jaguars - Jones-Drew 25-66 (1 TD), Garrard 6-16, Thomas 1-12, Jennings 2-8; Bills - Jackson 8-35, Lynch 8-18, Fitzpatrick 1-5, Parrish 1-(-5)

PASSING: Jaguars - Garrard 30-21-215, 1 TD, 1 INT; Bills - Fitzpatrick 31-18-297, 1 TD, 2 INTs

RECEIVING: Jaguars - Sims-Walker 8-91 (1 TD), Jones-Drew 4-18, Lewis 3-70, Holt 3-31, Thomas 2-3, Jones 1-2;

Bills - Owens 9-197 (1 TD), Jackson 4-20, Reed 3-40, Nelson 1-25, Evans 1-15

SACKS: Jaguars 2 (Henderson 2), Bills 2 (B. Scott 1, Schobel 1)

INTERCEPTIONS: Jaguars 2 (Considine, A. Smith), Bills 1 (Wilson)



GAME 11 • 49ERS 20, JAGUARS 3

NOVEMBER 29, 2009 • CANDLESTICK PARK • SAN FRANCISCO, CALIF.

JACKSONVILLE JAGUARS (6-5)	0	3	0	0	-	3
SAN FRANCISCO 49ERS (5-6)	3	14	3	0	-	20

The 49ers went 51 yards on 10 plays on the opening possession of the game capped by a 46-yard field goal by Joe Nedney. Following two punts, the Jaguars moved the ball to the 49ers 22-yard line early in the second quarter but Josh Scobee was wide left on a 40-yard field goal attempt. On the ensuing possession, Alex Smith connected with Vernon Davis for a three-yard touchdown. The 49ers increased the lead to 17-0 with a four-yard pass from Smith to Frank Gore. The Jaguars scored their only points with a 32-yard field goal by Scobee as time expired in the first half. In the second half, David Garrard completed four straight passes for 59 yards to move the ball to the 49ers 17-yard line. On second down, Garrard fumbled after being sacked by Manny Lawson and the 49ers recovered. Nedney increased the lead to 20-3 with a 27-yard field goal. On the next possession, Garrard engineered a 14-play drive but was sacked and fumbled on fourth down at the 49ers 14-yard line. Following a 49ers punt, the Jaguars moved the ball 85 yards but the drive ended with a 21-yard missed field goal by Scobee.

TEAM	Q	TIME	SCORING PLAY	DRIVE	TEAM STATS	JAX	SF
S.F.	1	10:03	Nedney 46 field goal	10-51, 4:57	First Downs	18	15
S.F.	2	8:58	Davis 3 pass from Smith (Nedney kick)	10-70, 4:50	Total Yards	357	284
S.F.	2	0:52	Gore 4 pass from Smith (Nedney kick)	9-59, 3:06	Rushing Yards	96	52
Jax.	2	0:00	Scobee 32 field goal	5-58, 0:52	Passing Yards	261	232
S.F.	3	7:29	Nedney 27 field goal	10-64, 4:53	Att-Comp-Int	36-25-0	41-27-0
					Third Downs	3-12	8-16
					Fourth Downs	1-3	1-1
					Punts-Avg.	4-43.3	5-50.2
					Fumbles-Lost	2-2	0-0
					Penalties-Yards	6-60	1-5
					Possession	29:20	30:40

Attendance: 69,732 • Temperature: 68 degrees

RUSHING: Jaguars - Jones-Drew 15-75, Jennings 2-11, Garrard 2-10; 49ers - Gore 16-33, Walker 1-11, Smith 3-8

PASSING: Jaguars - Garrard 36-25-307; 49ers - Smith 41-27-232, 2 TDs

RECEIVING: Jaguars - Jones-Drew 5-35, Thomas 4-62, Holt 4-50, Sims-Walker 4-46, Lewis 3-40, Wilford 2-39, Jennings 2-25, Miller 1-10; 49ers - Gore 7-14 (1 TD), Davis 6-69 (1 TD), Morgan 6-43, Crabtree 4-54, Walker 4-52

SACKS: Jaguars 0, 49ers 6 (Smith 1.5, Haralson 1.5, Lawson 1, Spikes 1, Willis 0.5, Evans 0.5)

INTERCEPTIONS: Jaguars 0, 49ers 0

GAME 12 • JAGUARS 23, TEXANS 18

DECEMBER 6, 2009 • JACKSONVILLE MUNICIPAL STADIUM • JACKSONVILLE, FLA.

HOUSTON TEXANS (5-7)	0	7	5	6	-	18
JACKSONVILLE JAGUARS (7-5)	3	17	3	0	-	23

The Jaguars recorded a season-high three interceptions as they held on for a 23-18 win over AFC South foe Houston. The Jaguars took a 10-0 lead in the second quarter on a 35-yard touchdown reception by first-year wide receiver Nate Hughes. Later in the second, David Garrard found tight end Ernest Wilford for a four-yard touchdown. After being knocked out, Matt Schaub returned to the game with 6:59 remaining in the first half and led the Texans to their first touchdown, an eight-yard run by Chris Brown. After being pinned near their own end zone, Garrard was tackled in the end zone for a safety. Justin Durant intercepted Schaub on the ensuing drive and returned it 27 yards to the Texans 40-yard line. After another Scobee field goal, the Texans were forced to punt on their ensuing possession and rookie Mike Thomas muffed the punt and the Texans recovered at the 16-yard line. The Jaguars defense forced a 32-yard field goal by Kris Brown to make it 23-12. Following a Jaguars punt, the Texans moved the ball to the Jaguars five-yard line, but Schaub's pass was intercepted by Gerald Alexander at the one-yard line to thwart the drive. Andre Johnson cut the deficit to 23-18 with a one-yard touchdown catch from Schaub with 4:07 remaining but the two-point conversion failed. The Jaguars picked up two first downs to run out the clock.

TEAM	QTR	TIME	SCORING PLAY	DRIVE	TEAM STATS	HOU	JAX
Jax.	1	10:44	Scobee 51 field goal	8-48, 4:16	First Downs	19	19
Jax.	2	14:08	Hughes 35 pass from Garrard (Scobee kick)	4-46, 1:17	Total Yards	305	323
Jax.	2	7:06	Wilford 4 pass from Garrard (Scobee kick)	6-80, 2:42	Rushing Yards	72	107
Hou.	2	1:56	C. Brown 8 run (K. Brown kick)	10-82, 5:10	Passing Yards	233	216
Jax.	2	0:05	Scobee 46 field goal	9-52, 1:51	Att-Comp-Int	37-22-3	28-15-0
Hou.	3	12:23	Garrard tackled in end zone for safety	-----	Third Downs	5-15	8-16
Jax.	3	4:33	Scobee 24 field goal	12-34, 5:44	Fourth Downs	1-1	1-2
Hou.	3	0:13	K. Brown 32 field goal	4-2, 2:04	Punts-Avg.	5-45.0	3-49.3
Hou.	4	4:01	Johnson 1 pass from Schaub (pass failed)	9-46, 3:24	Fumbles-Lost	1-0	2-1
					Penalties-Yards	6-37	4-45
					Possession	29:53	30:07

Attendance: 42,079 • Temperature: 54 degrees

RUSHING: Jaguars - Jones-Drew 24-76, Jennings 2-14, Garrard 8-13, Thomas 2-4; Texans - Moats 12-41, C. Brown 6-15 (1 TD), Schaub 1-7, Grossman 3-9

PASSING: Jaguars - Garrard 28-15-238, 2 TDs; Texans - Schaub 27-19-207, 1 TD, 1 INT; Grossman 9-3-33, 1 INT; C. Brown 1-0-0, 1 INT

RECEIVING: Jaguars - Miller 3-74, Thomas 3-21, Holt 2-24, Wilford 2-11 (1 TD), Lewis 1-47, Hughes 1-35 (1 TD), Sims-Walker 1-12, Jennings 1-8, Jones-Drew 1-6; Texans - Johnson 7-99 (1 TD), Walter 4-54, Anderson 4-39, Moats 3-24, C. Brown 2-11, Dreesen 1-8, Leach 1-5

SACKS: Jaguars 2 (Harvey 1, Durant 1), Texans 4 (Ryans 1, Williams 1, Smith 1.0, Cody 0.5, Barwin 0.5)

INTERCEPTIONS: Jaguars 3 (A. Smith, Durant, Alexander), Texans 0



GAME 13 • DOLPHINS 14, JAGUARS 10

DECEMBER 13, 2009 • JACKSONVILLE MUNICIPAL STADIUM • JACKSONVILLE, FLA.

MIAMI DOLPHINS (7-6)	7	7	0	0	-	14
JACKSONVILLE JAGUARS (7-6)	0	7	3	0	-	10

Ricky Williams gave the Dolphins a 7-0 lead with a one-yard touchdown run late in the first quarter. Following a three-and-out by the Jaguars, the Dolphins put together a 13-play, 74-yard drive that resulted in a one-yard touchdown run by Chad Henne. David Garrard engineered a 12-play, 74-yard drive on the ensuing possession and it was capped with a one-yard touchdown run by Maurice Jones-Drew. In the third quarter, Garrard found Torry Holt for a season-long 63-yard reception to the Dolphins 11-yard line. The Jaguars had to settle for a 25-yard field goal by Josh Scobee. The Jaguars faced a fourth-and-one from their own 35-yard line with 10:04 remaining in the game and converted on a 13-yard run by Jones-Drew. Three plays later, Garrard's pass across the middle to Mike Sims-Walker on a fourth-and-three was incomplete. The Dolphins retained possession and Henne was intercepted by rookie Derek Cox on the first play from scrimmage. After exchanging punts, the Jaguars moved the ball to the Dolphins 46-yard line, but couldn't convert on fourth down.

TEAM	Q	TIME	SCORING PLAY	DRIVE	TEAM STATS	MIA	JAX
Mia.	1	2:33	Williams 1 run (Carpenter kick)	13-67, 6:47	First Downs	22	10
Mia.	2	8:33	Henne 1 run (Carpenter kick)	13-74, 7:22	Total Yards	354	217
Jax.	2	2:32	Jones-Drew 1 run (Scobee kick)	12-74, 6:01	Rushing Yards	146	95
Jax.	3	4:55	Scobee 25 field goal	7-63, 2:56	Passing Yards	208	122
					Att-Comp-Int	29-21-1	26-11-0
					Third Downs	8-15	3-14
					Fourth Downs	1-1	1-3
					Punts-Avg.	5-43.8	7-43.1
					Fumbles-Lost	5-2	1-0
					Penalties-Yards	4-27	2-10
					Possession	35:06	24:54

Attendance: 60,457 • Temperature: 75 degrees

RUSHING: Jaguars - Jones-Drew 18-59 (1 TD), Garrard 6-26, Jennings 1-10; Dolphins - Williams 28-108 (1 TD), Polite 4-18, Ginn 1-16, Hillard 2-3, Henne 4-1 (1 TD), Bess 1-0

PASSING: Jaguars - Garrard 26-11-139; Dolphins - Henne 29-21-220, 1 INT

RECEIVING: Jaguars - Holt 2-71, Lewis 2-30, Jones-Drew 2-24, Jennings 2-(-2), Sims-Walker 1-6, Thomas 1-5, Wilford 1-5; Dolphins - Camarillo 7-110, Hartline 3-34, Bess 3-22, Haynos 2-15, Polite 2-13, Williams 2-7, Ginn 1-12, Hillard 1-7

SACKS: Jaguars 2 (Harvey 1, Knighton 1), Dolphins 3 (Torbor 1, Porter 1, Wake 1)

INTERCEPTIONS: Jaguars 1 (D. Cox), Dolphins 0

GAME 14 • COLTS 35, JAGUARS 31

DECEMBER 17, 2009 • JACKSONVILLE MUNICIPAL STADIUM • JACKSONVILLE, FLA.

INDIANAPOLIS COLTS (14-0)	0	21	7	7	-	35
JACKSONVILLE JAGUARS (7-7)	3	14	14	0	-	31

David Garrard tied his career-high with three touchdown passes, but it wasn't enough as the Jaguars fell 35-31 to the Indianapolis Colts. The Jaguars took an early 3-0 lead on a 50-yard field goal by Josh Scobee. The Colts went ahead with a six-yard touchdown pass from Peyton Manning to Dallas Clark in the second quarter. The Jaguars answered with an 11-play drive capped by a Maurice Jones-Drew nine-yard touchdown reception. The lead didn't last long as Chad Simpson returned the ensuing kickoff 93 yards for a score. The Jaguars regained the lead with a three-yard touchdown run by Jones-Drew. The Colts responded with a 23-yard touchdown pass from Manning to Austin Collie with 35 seconds left in the first half. Manning was intercepted by linebacker Daryl Smith on the opening possession of the second half and the Jaguars turned the turnover into points with a 16-yard touchdown reception by Mike Sims-Walker. On the next possession, Manning connected with Clark for a 27-yard touchdown to put the Colts ahead 24-21. Rookie Mike Thomas responded with a 13-yard touchdown reception. Leading 31-28, the Jaguars forced the Colts high-powered offense to punt on their next two possessions while the Jaguars did the same. The Colts took over at their own 30-yard line with 6:05 remaining and Manning hooked up with Wayne for a 65-yard touchdown on the third play from scrimmage. Garrard was intercepted by Jacob Lacey on a pass intended for Thomas at the end.

TEAM	QTR	TIME	SCORING PLAY	DRIVE	TEAM STATS	IND	JAX
Jax.	1	7:27	Scobee 50 field goal	13-41, 7:33	First Downs	18	25
Ind.	2	14:13	Clark 6 pass from Manning (Stover kick)	14-80, 8:14	Total Yards	369	345
Jax.	2	8:25	Jones-Drew 9 pass from Garrard (Scobee kick)	11-61, 5:48	Rushing Yards	61	139
Ind.	2	8:12	Simpson 93 kickoff return (Stover kick)	0-0, 0:13	Passing Yards	308	206
Jax.	2	2:58	Jones-Drew 3 run (Scobee kick)	10-71, 5:14	Att-Comp-Int	30-23-1	40-23-1
Ind.	2	0:35	Collie 23 pass from Manning (Stover kick)	6-68, 2:23	Third Downs	8-12	10-16
Jax.	3	8:32	Sims-Walker 16 pass from Garrard (Scobee kick)	9-39, 3:45	Fourth Downs	0-0	1-1
Ind.	3	5:28	Clark 27 pass from Manning (Stover kick)	7-80, 3:04	Punts-Avg.	3-43.0	3-44.7
Jax.	3	0:47	Thomas 13 pass from Garrard (Scobee kick)	9-46, 4:41	Fumbles-Lost	0-0	1-0
Ind.	4	5:23	Wayne 65 pass from Manning (Stover kick)	3-70, 0:42	Penalties-Yards	5-40	4-22
					Possession	24:34	35:26

Attendance: 63,753 • Temperature: 56 degrees

RUSHING: Jaguars - Jones-Drew 27-110 (1 TD), Jennings 5-23, Garrard 2-6; Colts - Addai 16-59, Hart 3-3, Collie 1-2, Manning 3-(-3)

PASSING: Jaguars - Garrard 40-23-223, 3 TDs, 1 INT; Colts - Manning 30-23-308, 4 TDs, 1 INT

RECEIVING: Jaguars - Sims-Walker 6-64 (1 TD), Jones-Drew 5-30 (1 TD), Lewis 4-53, Holt 3-38, Thomas 2-20 (1 TD), Wilford 1-7, Miller 1-6, Jennings 1-5; Colts - Clark 7-95 (2 TDs), Wayne 5-132 (1 TD), Collie 3-27 (1 TD), Addai 3-14, Garcon 2-16, Hart 1-11, Tamme 1-8, Robinson 1-5

SACKS: Jaguars 0, Colts 2 (Foster 2)

INTERCEPTIONS: Jaguars 1 (D. Smith), Colts 1 (Lacey)



GAME 15 • PATRIOTS 35, JAGUARS 7

DECEMBER 27, 2009 • GILLETTE STADIUM • FOXBORO, MASS.

JACKSONVILLE JAGUARS (7-8)	0	0	0	7	-	7
NEW ENGLAND PATRIOTS (10-5)	7	21	0	7	-	35

Tom Brady led New England 82 yards on the opening possession but John Henderson forced a fumble of Laurence Maroney at the goal line and Daryl Smith recovered for the Jaguars. On their second possession, Brady hooked up with Randy Moss for a two-yard touchdown. On the ensuing possession, David Garrard was intercepted by Brandon Merweather and the Patriots went ahead 14-0 on a Chris Baker 26-yard touchdown reception. The Jaguars punted on their next four possessions while the Patriots scored touchdowns on two of three possessions to end the first half. Sammy Morris had a one-yard touchdown run and Brady and Moss hooked up from six yards with less than a minute remaining in the half. Trailing 28-0, the Jaguars moved the ball 69 yards on 16 plays to open the second half. Faced with a third-and-goal from the five-yard line, Shawn Springs stepped in front of a Garrard pass to end the drive. The Patriots added to the lead with Moss' third touchdown reception on the first play of the fourth quarter. Garrard capped a fourth quarter drive with a two-yard touchdown run.

TEAM	Q	TIME	SCORING PLAY	DRIVE	TEAM STATS	JAX	NE
N.E.	1	2:48	Moss 2 pass from Brady (Gostkowski kick)	4-35, 1:59	First Downs	16	26
N.E.	2	14:54	Baker 26 pass from Brady (Gostkowski kick)	2-27, 0:12	Total Yards	275	464
N.E.	2	5:04	Morris 1 run (Gostkowski kick)	6-75, 3:03	Rushing Yards	98	197
N.E.	2	0:45	Moss 6 pass from Brady (Gostkowski kick)	7-67, 2:06	Passing Yards	177	267
N.E.	4	14:54	Moss 17 pass from Brady (Gostkowski kick)	10-90, 6:32	Att-Comp-Int	25-19-2	26-23-0
Jax.	4	12:41	Garrard 2 run (Scobee kick)	5-70, 2:13	Third Downs	4-11	6-10
					Fourth Downs	1-2	2-3
					Punts-Avg.	4-38.8	1-42.0
					Fumbles-Lost	1-0	1-1
					Penalties-Yards	1-5	2-10
					Possession	27:35	32:25

Attendance: 68,756 • Temperature: 55 degrees

RUSHING: Jaguars - Jones-Drew 18-63, Jennings 2-25, Garrard 4-10 (1 TD), Thomas 1-0; Patriots - Morris 12-95 (1 TD), Faulk 6-41, Taylor 11-35, Maroney 5-22, Brady 2-4

PASSING: Jaguars - Garrard 25-19-185, 2 INTs; Patriots - Brady 26-23-267, 4 TDs

RECEIVING: Jaguars - Thomas 6-57, Jones-Drew 3-35, Jennings 3-19, Holt 2-23, Sims-Walker 2-19, Miller 2-12, Hughes 1-20;

Patriots - Welker 13-138, Moss 4-45 (3 TDs), Baker 2-32 (1 TD), Edelman 1-28, Watson 1-14, Aiken 1-7, Morris 1-3

SACKS: Jaguars 0, Patriots 2 (Banta-Cain 1.5, Guyton 0.5)

INTERCEPTIONS: Jaguars 0, Patriots 2 (Meriweather, Springs)

GAME 16 • BROWNS 23, JAGUARS 17

JANUARY 3, 2010 • CLEVELAND BROWNS STADIUM • CLEVELAND, OHIO

JACKSONVILLE JAGUARS (7-9)	3	0	0	14	-	17
CLEVELAND BROWNS (5-11)	3	10	7	3	-	23

The Jaguars dropped their fourth straight game as they concluded the regular season with a 23-17 loss at Cleveland. Temperature at kickoff was 16 degrees with a wind chill of minus-one, the third-coldest game in franchise history. The Browns started with a 27-yard field goal by Phil Dawson. The Jaguars tied the game with 47-yard field goal by Josh Scobee. The Browns went ahead 10-3 on a 14-yard run by Joshua Cribbs with 3:58 left in the first half. On the ensuing possession, David Garrard was intercepted by Eric Wright who returned it 19 yards to the Jaguars 34-yard line. The Jaguars defense buckled down and forced a 21-yard field goal by Dawson. Scobee was wide right on a 43-yard field goal attempt on the club's first possession of the second half. On the ensuing possession, Jerome Harrison converted a fourth-and-one with a six-yard touchdown run. Trailing 20-3, the Garrard hit on four of five passes as the Jaguars moved the ball 79 yards capped by a six-yard touchdown reception by rookie Zach Miller. The Browns responded with a 33-yard field goal by Dawson. Garrard engineered a 16-play, 95-yard drive that resulted in a 15-yard touchdown pass to Miller as time expired.

TEAM	QTR	TIME	SCORING PLAY	DRIVE	TEAM STATS	JAX	CLE
Cle.	1	10:57	Dawson 27 field goal	9-44, 4:03	First Downs	18	18
Jax.	1	2:20	Scobee 47 field goal	6-12, 3:00	Total Yards	328	300
Cle.	2	3:51	Cribbs 14 run (Dawson kick)	7-57, 3:22	Rushing Yards	131	214
Cle.	2	1:44	Dawson 21 field goal	6-31, 1:51	Passing Yards	197	86
Cle.	3	4:03	Harrison 6 run (Dawson kick)	10-67, 5:53	Att-Comp-Int	39-22-1	11-7-1
Jax.	4	10:30	Miller 6 pass from Garrard (Scobee kick)	9-79, 3:48	Third Downs	9-17	5-14
Cle.	4	2:17	Dawson 33 field goal	14-60, 8:13	Fourth Downs	2-2	2-2
Jax.	4	0:00	Miller 15 pass from Garrard (Scobee kick)	16-95, 2:17	Punts-Avg.	4-36.3	3-35.7
					Fumbles-Lost	2-0	1-0
					Penalties-Yards	3-20	3-15
					Possession	27:02	32:58

Attendance: 66,935 • Temperature: 16 degrees (-1 wind chill)

RUSHING: Jaguars - Jones-Drew 16-82, Garrard 5-40, Jennings 3-9; Browns - Harrison 33-127 (1 TD), Cribbs 6-47 (1 TD), Jennings 9-38, Anderson 1-2

PASSING: Jaguars - Garrard 39-22-202, 2 TDs, 1 INT; Browns - Anderson 11-7-86, 1 INT

RECEIVING: Jaguars - Miller 8-69 (2 TDs), Thomas 7-65, Jennings 3-31, Sims-Walker 2-28, Jones-Drew 1-6,

Potter 1-3; Browns - Royal 2-34, Harrison 2-20, Moore 2-18, Massaquoi 1-14

SACKS: Jaguars 0, Browns 3 (Maiva 1.5, Smith 0.5, Trusnik 0.5, Benard 0.5)

INTERCEPTIONS: Jaguars 1 (D. Cox), Browns 1 (Wright)



2009 PLAYER PARTICIPATION

	I N D	A R I	H O U	T E N	S E A	S T L	T E N	K C	N Y J	B U F	S F	H O U	M I A	I N D	N E	C I E	GP-GS
ALEXANDER	P	P	P	SS	SS	SS	SS	SS	ina	P	P	SS	SS	SS	SS	SS	15/10
ALLEN	ps	P	P	P	LB	P	P	P	P	LB	P	P	P	LB	LB	LB	16/5
BARTEL	ps	ps	ps	ps	ps	ps	ps	ps	ps	ps	---	---	---	---	---	---	0/0
BLACK	ina	ina	ina	ina	ina	ina	ina	ina	P	TE	P	P	TE	P	P	9/2	
BOLEN	ps	P	P	ps	ps	ps	ps	ps	ps	ps	ps	ps	P	P	P	3/0	
BRACKENRIDGE	ps	P	P	P	P	P	P	P	P	LCB	LCB	LCB	LCB	P	P	16/5	
BRITTON	RT	RT	RT	ina	RT	RT	RT	RT	RT	RT	RT	RT	RT	RT	RT	RT	15/15
CAIN	P	P	P	P	P	P	P	P	P	P	P	P	P	P	P	P	16/0
CAREY	IR	IR	IR	IR	IR	IR	IR	IR	IR	IR	IR	IR	IR	IR	IR	IR	0/0
COE	---	---	---	---	---	---	---	---	---	---	ina	P	P	P	P	P	5/0
CONSIDINE	SS	SS	SS	ina	ina	ina	ina	P	SS	SS	ina	ina	P	P	P	P	11/6
COX, D.	RCB	RCB	RCB	RCB	RCB	RCB	RCB	RCB	RCB	RCB	RCB	RCB	RCB	RCB	RCB	RCB	16/16
COX, K.	ps	P	---	ps	ps	ps	ps	ps	ps	ps	---	---	---	ps	ina	P	4/0
DANIELS	---	---	---	---	---	---	---	---	---	---	---	---	---	---	---	---	1/0
DAVIS	---	---	---	---	---	---	---	---	---	---	---	---	---	---	---	ps	0/0
DENMARK	---	---	---	---	---	---	---	---	---	---	---	---	ps	ps	ps	ps	0/0
DESORMEAUX	ps	ps	---	---	---	---	---	---	---	---	---	---	ps	ps	---	---	0/0
DILLARD	ina	ina	P	P	P	P	P	P	P	IR	IR	IR	IR	IR	IR	IR	7/0
DURANT	LB	LB	LB	LB	ina	ina	ina	ina	ina	LB	LB	LB	LB	LB	LB	LB	13/13
ELLISON	P	P	P	DE	DE	DE	DT	P	P	P	P	P	DT	DE	P	IR	15/6
ESTANDIA	P	TE	---	---	---	---	---	---	---	---	---	---	---	---	---	---	2/1
FORNEY	ina	ina	ina	P	ina	P	DNP	DNP	DNP	DNP	ina	ina	DNP	DNP	P	QB	3/0
GARRARD	QB	QB	QB	QB	QB	QB	QB	QB	QB	QB	QB	QB	ina	ina	ina	ina	16/16
GREENE	---	---	ina	P	P	P	P	P	ina	P	P	P	ina	ina	ina	ina	9/0
GROVES	P	LB	LB	P	P	P	P	DE	P	P	P	RDE	P	P	RDE	DE	16/7
HARRINGTON	---	---	---	---	---	---	---	---	---	---	---	---	ina	P	P	P	3/0
HARVEY	DE	DE	DE	DE	DE	LB	LDE	LDE	LDE	LDE	LDE	LDE	LDE	LB	LDE	DE	16/16
HAYWARD	DE	IR	IR	IR	IR	IR	IR	IR	IR	IR	IR	IR	IR	IR	IR	IR	1/1
HENDERSON, J.	DT	DE	DE	DT	DE	DE	DE	DT	DT	DT	DT	DT	ina	DE	DT	DT	15/15
HENDERSON, R.	---	ps	ps	---	---	---	---	---	---	---	---	---	---	---	---	---	0/0
HOLT	WR	P	WR	WR	WR	WR	WR	P	WR	P	WR	WR	WR	WR	WR	ina	15/12
HUGHES	P	ps	ps	ps	ps	ps	ps	ps	ps	ina	P	P	P	P	P	P	8/0
INGRAM	LB	LB	LB	LB	P	LB	LB	LB	LB	LB	LB	LB	ina	IR	IR	IR	13/12
IWUH	P	P	ina	P	LB	LB	P	P	P	P	P	P	P	P	P	P	15/2
JENNINGS	DNP	P	P	P	P	P	P	P	P	P	P	P	P	P	P	P	15/0
JONES	FB	P	FB	P	P	P	P	P	P	P	P	P	P	P	P	P	13/7
JONES-DREW	RB	RB	RB	RB	RB	RB	RB	RB	RB	RB	RB	RB	RB	RB	RB	RB	16/16
KNIGHTON	DT	DT	DT	DT	DT	DT	DT	DT	DT	DT	DT	DT	DT	DT	DT	DT	16/16
LANDRI	P	P	P	P	P	P	P	ina	ina	ina	ina	ina	---	---	---	---	7/0
LEWIS	TE	TE	TE	TE	TE	TE	TE	TE	TE	TE	TE	TE	TE	TE	TE	TE	15/15
MANUWAI	LG	LG	LG	LG	LG	LG	LG	LG	LG	LG	LG	LG	LG	LG	LG	LG	16/16
MATHIS	LCB	LCB	LCB	LCB	LCB	LCB	ina	P	LCB	LCB	ina	ina	ina	LCB	LCB	ina	10/10
MCCOWN	DNP	DNP	DNP	DNP	DNP	DNP	DNP	DNP	DNP	DNP	DNP	DNP	DNP	DNP	DNP	DNP	3/0
McQUISTAN	---	---	---	---	---	---	---	---	ina	ina	ina	ina	ina	ina	ina	ina	0/0
MEESTER	C	C	C	C	C	C	C	C	C	C	C	C	C	C	C	C	16/16
MEIER	IR	IR	IR	IR	IR	IR	IR	IR	IR	IR	IR	IR	IR	IR	IR	IR	0/0
MIDDLETON	---	---	ina	P	P	P	P	P	P	P	P	P	P	P	P	P	12/0
MILLER	ina	ina	P	P	P	P	P	P	P	P	P	P	P	P	P	P	14/0
MONROE	LT	LT	ina	P	LT	P	LT	LT	LT	LT	LT	LT	LT	LT	LT	LT	15/13
MYLES	---	---	---	---	---	---	---	---	---	---	ps	ps	ps	ps	ps	ps	0/0
NAVARRÉ	ps	ina	ina	ps	ps	ps	ps	ps	ps	ps	ps	ps	ps	ps	P	P	6/0
NELSON	FS	FS	FS	FS	FS	FS	LCB	FS	FS	FS	FS	FS	FS	FS	FS	P	16/14
NEWTON	ps	ps	ps	ps	ps	ps	ps	ps	ps	ps	ps	ps	ps	ps	ina	ina	0/0
NWANERI	P	P	P	RG	RG	RG	RG	RG	RG	RG	RG	RG	RG	RG	RG	RG	16/13
OWENS	P	P	P	P	P	P	P	P	P	P	P	P	P	P	P	P	16/0
PATRICK	---	---	---	---	---	---	---	---	---	---	ps	ps	ps	ps	ps	ps	0/0
PETERSON	---	---	---	ina	ina	ina	ina	ina	ina	ina	ina	ina	P	ina	P	ina	2/0
PODLESH	P	P	P	P	P	P	P	P	P	P	P	P	P	P	P	P	16/0
POTTER	---	ps	ps	ps	ps	ps	ps	ps	ps	ps	ps	ps	ps	ps	ina	TE	1/1
ROLAND	---	---	ps	---	---	---	---	---	---	---	---	---	---	---	---	---	0/0
RUSSELL	P	P	P	P	P	P	FS	P	P	---	---	---	---	---	---	---	9/1
SCOBEE	P	P	P	P	P	P	P	P	P	P	P	P	P	P	P	P	16/0
SEWARD	ina	P	ina	ina	ina	ina	P	ina	ina	P	---	---	---	---	---	---	3/0
SIMS-WALKER	P	WR	WR	WR	ina	WR	WR	WR	WR	WR	WR	WR	WR	WR	WR	WR	15/14
SMITH, A.	---	---	---	---	---	---	---	ina	P	---	---	---	WR	FS	FS	FS	8/2
SMITH, B.	---	---	---	P	P	ina	P	RDE	RDE	---	---	---	IR	IR	IR	IR	6/2
SMITH, D.	LB	LB	LB	LB	LB	LB	LB	LB	LB	LB	LB	LB	LB	LB	LB	LB	16/16
STANLEY	P	ina	P	P	P	P	P	P	P	P	P	P	P	P	P	P	15/0
STARKS	P	P	P	P	ina	ina	P	IR	IR	IR	IR	IR	IR	IR	IR	IR	5/0
STEPHENSON	ps	ps	ps	ps	ps	ps	ps	ps	ps	ps	ps	ps	ps	ps	ps	ps	0/0
THOMAS, M.	ina	ina	P	WR	WR	WR	WR	P	P	P	P	P	P	P	P	WR	14/4
THOMAS, T.	DNP	P	P	LT	LT	P	LT	P	P	ina	ina	DNP	DNP	ina	ina	ina	8/3
UNDERWOOD	ps	ps	P	ina	P	ina	ina	ina	ina	ina	ina	ina	ina	ina	ina	DNP	3/0
VAUGHAN	ps	---	---	---	---	---	---	---	---	---	---	---	---	ps	ps	ps	0/0
WILFORD	P	TE	P	P	TE	P	TE	TE	ina	P	TE	P	P	P	TE	TE	15/7
WILLIAMS, J.	ina	P	P	P	P	P	P	P	P	RDE	ina	ina	ina	P	ina	ina	11/1
WILLIAMS, M.	RG	RG	RG	RT	P	ina	ina	ina	ina	ina	ina	ina	---	---	---	---	5/4
WILLIAMSON	WR	P	IR	IR	IR	IR	IR	IR	IR	IR	IR	IR	IR	IR	IR	IR	2/1
WITHERSPOON	P	ina	ina	ina	P	P	ina	ina	P	---	---	---	---	---	---	---	7/0
WYCHE	ina	---	---	---	---	---	---	---	---	ps	P	P	ina	---	---	---	2/0

POS=Started; P=Played; DNP=Did not play; ina= Inactive; ps=Practice squad; ---=Not on roster; IR=Injured Reserve

COACHES
SCOUTS
STAFF
PLAYERS
HISTORY
RECORDS
MISC.



PRESEASON RESULTS

1995 (2-3)

July 29	vs. Carolina (Canton, Ohio)	L 14-20	24,625
Aug. 4	at Miami	W 24-21	51,745
Aug. 10	at Detroit	L 3-19	44,690
Aug. 18	ST. LOUIS	L 10-27	71,884
Aug. 25	DENVER	W 23-17	66,023

1996 (2-2)

Aug. 2	N.Y. GIANTS	L 17-24	67,675
Aug. 9	at St. Louis	L 10-17	55,626
Aug. 18	SAN FRANCISCO	W 38-10	67,858
Aug. 23	at Denver	W 31-24	57,665

1997 (4-0)

Aug. 3	CAROLINA	W 23-9	67,280
Aug. 9	at N.Y. Giants	W 38-16	48,762
Aug. 18	at San Francisco	W 28-20	50,346
Aug. 22	ATLANTA	W 26-17	67,743

1998 (2-2)

Aug. 8	at Carolina	L 27-30	62,925
Aug. 14	N.Y. GIANTS	W 24-10	61,159
Aug. 22	at Kansas City	L 21-22	71,079
Aug. 27	DALLAS	W 42-20	71,526

1999 (3-1)

Aug. 13	CAROLINA	W 35-10	59,120
Aug. 21	at N.Y. Giants	L 20-27	43,699
Aug. 26	KANSAS CITY	W 31-6	56,932
Sept. 2	at Dallas	W 27-6	58,872

2000 (3-1)

Aug. 4	at Carolina	W 34-14	72,949
Aug. 11	N.Y. GIANTS	W 16-13	62,370
Aug. 19	at Kansas City	W 28-23	48,623
Aug. 24	ATLANTA	L 20-31	55,946

2001 (2-2)

Aug. 10	CAROLINA	W 18-16	50,970
Aug. 16	at N.Y. Giants	L 5-27	77,004
Aug. 23	KANSAS CITY	W 28-23	48,623
Aug. 30	at Dallas	L 17-27	35,228

2002 (1-3)

Aug. 9	at Atlanta	L 13-23	43,264
Aug. 16	TAMPA BAY	L 0-20	47,036
Aug. 23	at Chicago (Champaign, Ill.)	W 24-16	52,143
Aug. 29	DALLAS	L 25-28	48,809

2003 (3-1)

Aug. 9	at Minnesota	W 16-14	63,370
Aug. 15	MIAMI	W 27-23	49,751
Aug. 23	at Tampa Bay	L 6-10	65,266
Aug. 28	WASHINGTON	W 17-15	44,314

2004 (3-1)

Aug. 14	at Miami	L 5-16	67,978
Aug. 20	TAMPA BAY	W 14-6	50,021
Aug. 27	GREEN BAY	W 9-7	50,846
Sept. 1	at New England	W 31-0	68,756

2005 (2-2)

Aug. 13	MIAMI	W 27-17	64,072
Aug. 20	at Tampa Bay	W 20-17	64,089
Aug. 25	ATLANTA	L 7-23	60,596
Sept. 1	at Dallas	L 20-27	54,522

2006 (3-1)

Aug. 12	at Miami	W 31-26	67,979
Aug. 19	CAROLINA	L 10-17	64,073
Aug. 26	TAMPA BAY	W 29-18	63,161
Aug. 31	ATLANTA	W 20-17	70,616

2007 (3-1)

Aug. 11	at Miami	L 17-18	71,399
Aug. 18	TAMPA BAY	W 31-19	66,944
Aug. 23	at Green Bay	W 21-13	69,268
Aug. 30	WASHINGTON	W 31-14	63,953

2008 (3-1)

Aug. 9	ATLANTA	W 20-17	63,914
Aug. 16	MIAMI	L 14-19	63,927
Aug. 23	at Tampa Bay	W 23-17	62,696
Aug. 28	at Washington	W 24-3	59,076

2009 (1-3)

Aug. 17	at Miami	L 9-12	60,637
Aug. 22	TAMPA BAY	L 23-24	42,177
Aug. 27	at Philadelphia	L 32-33	69,144
Sept. 3	WASHINGTON	W 24-17	39,942

JAGUARS RECORD VS. PRESEASON OPPONENTS

(All-time record 37-24)

OPPONENT	W	L	T	PCT.	PTS.	OPP.	LAST
Atlanta	3	3	0	.500	106	128	2008
Carolina	4	3	0	.571	161	116	2006
Chicago	1	0	0	1.000	24	16	2002
Dallas	2	3	0	.400	131	108	2005
Denver	2	0	0	1.000	54	41	1996
Detroit	0	1	0	.000	3	19	1995
Green Bay	2	0	0	1.000	30	20	2007
Kansas City	3	1	0	.750	108	74	2001
Miami	4	4	0	.500	154	152	2009
Minnesota	1	0	0	1.000	16	14	2003
New England	1	0	0	1.000	31	0	2004
New York Giants	3	3	0	.500	120	117	2001
Philadelphia	0	1	0	.000	32	33	2009
St. Louis	0	2	0	.000	20	44	1996
San Francisco	2	0	0	1.000	66	30	1997
Tampa Bay	5	3	0	.625	146	131	2009
Washington	4	0	0	1.000	96	49	2009

**REGULAR SEASON RESULTS****1995 (4-12)**
5th in AFC Central
Tom Coughlin, Head Coach

Sept. 3	HOUSTON	L 3-10	73,000
Sept. 10	at Cincinnati	L 17-24	48,318
Sept. 17	at N.Y. Jets	L 10-27	49,970
Sept. 24	GREEN BAY	L 14-24	66,744
Oct. 1	at Houston	W 17-16	36,346
Oct. 8	PITTSBURGH	W 20-16	72,042
Oct. 15	CHICAGO	L 27-30	72,020
Oct. 22	at Cleveland	W 23-15	64,405
Oct. 29	at Pittsburgh	L 7-24	54,516
Nov. 12	SEATTLE	L 30-47	71,290
Nov. 19	at Tampa Bay	L 16-17	71,629
Nov. 26	CINCINNATI	L 13-17	68,249
Dec. 3	at Denver	L 23-31	72,231
Dec. 10	INDIANAPOLIS	L 31-41	66,099
Dec. 17	at Detroit	L 0-44	70,204
Dec. 24	CLEVELAND	W 24-21	66,007

1996 (9-7, 2-1)
2nd in AFC Central
Tom Coughlin, Head Coach

Sept. 1	PITTSBURGH	W 24-9	70,210
Sept. 8	HOUSTON	L 27-34	66,468
Sept. 15	at Oakland	L 3-17	46,291
Sept. 22	at New England	L 25-28 (OT)	59,446
Sept. 29	CAROLINA	W 24-14	71,537
Oct. 6	at New Orleans	L 13-17	34,231
Oct. 13	N.Y. JETS	W 21-17	65,699
Oct. 20	at St. Louis	L 14-17	60,066
Oct. 27	at Cincinnati	L 21-28	45,890
Nov. 10	BALTIMORE	W 30-27	64,628
Nov. 17	at Pittsburgh	L 3-28	58,879
Nov. 24	at Baltimore	W 28-25 (OT)	57,384
Dec. 1	CINCINNATI	W 30-27	57,408
Dec. 8	at Houston	W 23-17	20,196
Dec. 15	SEATTLE	W 20-13	66,134
Dec. 22	ATLANTA	W 19-17	71,449

Wild-Card Playoff			
Dec. 28	at Buffalo	W 30-27	70,213
Divisional Playoff			
Jan. 4	at Denver	W 30-27	75,678
AFC Championship			
Jan. 12	at New England	L 6-20	60,190

1997 (11-5, 0-1)
2nd in AFC Central
Tom Coughlin, Head Coach

Aug. 31	at Baltimore	W 28-27	61,018
Sept. 7	N.Y. GIANTS	W 40-13	70,581
Sept. 22	PITTSBURGH	W 30-21	73,016
Sept. 28	at Washington	L 12-24	74,421
Oct. 5	CINCINNATI	W 21-13	67,128
Oct. 12	PHILADELPHIA	W 38-21	69,150
Oct. 19	at Dallas	L 22-26	64,464
Oct. 26	at Pittsburgh	L 17-23 (OT)	57,011
Nov. 2	at Tennessee	W 30-24	27,208
Nov. 9	KANSAS CITY	W 24-10	70,444
Nov. 16	TENNESSEE	W 17-9	70,070
Nov. 23	at Cincinnati	L 26-31	55,158
Nov. 30	BALTIMORE	W 29-27	63,712

Dec. 7	NEW ENGLAND	L 20-26	73,446
Dec. 14	at Buffalo	W 20-14	41,231
Dec. 21	at Oakland	W 20-9	40,032

Wild-Card Playoff			
Dec. 27	at Denver	L 17-42	74,481

1998 (11-5, 1-1)
1st in AFC Central
Tom Coughlin, Head Coach

Sept. 6	at Chicago	W 24-23	55,614
Sept. 13	KANSAS CITY	W 21-16	69,821
Sept. 20	BALTIMORE	W 24-10	67,069
Sept. 27	at Tennessee	W 27-22	34,656
Oct. 12	MIAMI	W 28-21	74,051
Oct. 18	at Buffalo	L 16-17	77,635
Oct. 25	at Denver	L 24-37	75,217
Nov. 1	at Baltimore	W 45-19	68,915
Nov. 8	CINCINNATI	W 24-11	67,040
Nov. 15	TAMPA BAY	W 29-24	72,974
Nov. 22	at Pittsburgh	L 15-30	59,124
Nov. 29	at Cincinnati	W 34-17	55,432
Dec. 6	DETROIT	W 37-22	70,717
Dec. 13	TENNESSEE	L 13-16	65,657
Dec. 20	at Minnesota	L 10-50	64,363
Dec. 28	PITTSBURGH	W 21-3	74,143

Wild-Card Playoff			
Jan. 3	NEW ENGLAND	W 25-10	71,139
Divisional Playoff			
Jan. 10	at N.Y. Jets	L 24-34	76,469

1999 (14-2, 1-1)
1st in AFC Central
Tom Coughlin, Head Coach

Sept. 12	SAN FRANCISCO	W 41-3	68,678
Sept. 19	at Carolina	W 22-20	64,261
Sept. 26	TENNESSEE	L 19-20	61,502
Oct. 3	at Pittsburgh	W 17-3	57,308
Oct. 11	at N.Y. Jets	W 16-6	78,216
Oct. 17	CLEVELAND	W 24-7	62,047
Oct. 31	at Cincinnati	W 41-10	49,138
Nov. 7	at Atlanta	W 30-7	68,466
Nov. 14	BALTIMORE	W 6-3	67,391
Nov. 21	NEW ORLEANS	W 41-23	69,772
Nov. 28	at Baltimore	W 30-23	68,428
Dec. 2	PITTSBURGH	W 20-6	68,806
Dec. 13	DENVER	W 27-24	71,357
Dec. 19	at Cleveland	W 24-14	72,038
Dec. 26	at Tennessee	L 14-41	66,641
Jan. 2	CINCINNATI	W 24-7	70,532

Divisional Playoff			
Jan. 15	MIAMI	W 62-7	75,173
AFC Championship			
Jan. 23	TENNESSEE	L 14-33	75,206

2000 (7-9)
4th in AFC Central
Tom Coughlin, Head Coach

Sept. 3	at Cleveland	W 27-7	72,418
Sept. 10	at Baltimore	L 36-39	68,843
Sept. 17	CINCINNATI	W 13-0	45,653
Sept. 25	at Indianapolis	L 14-43	56,816
Oct. 1	PITTSBURGH	L 13-24	64,351
Oct. 8	BALTIMORE	L 10-15	65,194

COACHES

SCOUTS

STAFF

PLAYERS

HISTORY

RECORDS

MISC.



Oct. 16	at Tennessee	L 13-27	68,498
Oct. 22	WASHINGTON	L 16-35	69,061
Oct. 29	at Dallas	W 23-17 (OT)	63,554
Nov. 12	SEATTLE	L 21-28	68,063
Nov. 19	at Pittsburgh	W 34-24	50,925
Nov. 26	TENNESSEE	W 16-13	65,454
Dec. 3	CLEVELAND	W 48-0	51,262
Dec. 10	ARIZONA	W 44-10	53,472
Dec. 17	at Cincinnati	L 14-17	50,469
Dec. 23	at N.Y. Giants	L 25-28	77,924

2001 (6-10)**5th in AFC Central****Tom Coughlin, Head Coach**

Sept. 9	PITTSBURGH	W 21-3	63,785
Sept. 23	TENNESSEE	W 13-6	65,994
Sept. 30	CLEVELAND	L 14-23	57,875
Oct. 7	at Seattle	L 15-24	54,524
Oct. 18	BUFFALO	L 10-13	58,893
Oct. 28	at Baltimore	L 17-18	69,439
Nov. 4	at Tennessee	L 24-28	68,798
Nov. 11	CINCINNATI	W 30-13	57,161
Nov. 18	at Pittsburgh	L 7-20	62,644
Nov. 25	BALTIMORE	L 21-24	53,530
Dec. 3	GREEN BAY	L 21-28	66,908
Dec. 9	at Cincinnati	W 14-10	44,920
Dec. 16	at Cleveland	W 15-10	72,818
Dec. 23	at Minnesota	W 33-3	64,150
Dec. 30	KANSAS CITY	L 26-30	59,396
Jan. 6	at Chicago	L 13-33	66,944

2002 (6-10)**3rd in AFC South****Tom Coughlin, Head Coach**

Sept. 8	INDIANAPOLIS	L 25-28	56,595
Sept. 15	at Kansas City	W 23-16	77,934
Sept. 29	N.Y. JETS	W 28-3	55,670
Oct. 6	PHILADELPHIA	W 28-25	65,005
Oct. 13	at Tennessee	L 14-23	68,804
Oct. 20	at Baltimore	L 10-17	69,173
Oct. 27	HOUSTON	L 19-21	53,721
Nov. 3	at N.Y. Giants	L 17-24	78,337
Nov. 10	WASHINGTON	W 26-7	66,665
Nov. 17	at Houston	W 24-21	69,711
Nov. 24	at Dallas	L 19-21	62,204
Dec. 1	PITTSBURGH	L 23-25	55,260
Dec. 8	CLEVELAND	L 20-21	46,267
Dec. 15	at Cincinnati	W 29-15	42,092
Dec. 22	TENNESSEE	L 10-28	51,033
Dec. 29	at Indianapolis	L 13-20	56,755

2003 (5-11)**3rd in AFC South****Jack Del Rio, Head Coach**

Sept. 7	at Carolina	L 23-24	72,134
Sept. 14	BUFFALO	L 17-38	58,613
Sept. 21	at Indianapolis	L 13-23	55,770
Sept. 28	at Houston	L 20-24	70,041
Oct. 5	SAN DIEGO	W 27-21	48,954
Oct. 12	MIAMI	L 10-24	66,437
Oct. 26	TENNESSEE	L 17-30	55,918
Nov. 2	at Baltimore	L 17-24	69,486
Nov. 9	INDIANAPOLIS	W 28-23	45,037
Nov. 16	at Tennessee	L 3-10	68,809
Nov. 23	at New York Jets	L 10-13	77,614
Nov. 30	TAMPA BAY	W 17-10	60,543

Dec. 7	HOUSTON	W 27-0	43,363
Dec. 14	at New England	L 13-27	68,436
Dec. 21	NEW ORLEANS	W 20-19	49,207
Dec. 28	at Atlanta	L 14-21	70,266

2004 (9-7)**2nd in AFC South****Jack Del Rio, Head Coach**

Sept. 12	at Buffalo	W 13-10	72,389
Sept. 19	DENVER	W 7-6	69,127
Sept. 26	at Tennessee	W 15-12	68,932
Oct. 3	INDIANAPOLIS	L 17-24	73,114
Oct. 10	at San Diego	L 21-34	52,101
Oct. 17	KANSAS CITY	W 22-16	66,413
Oct. 24	at Indianapolis	W 27-24	56,615
Oct. 31	at Houston	L 6-20	70,502
Nov. 14	DETROIT	W 23-17 (OT)	66,431
Nov. 21	TENNESSEE	L 15-18	69,703
Nov. 28	at Minnesota	L 16-27	64,004
Dec. 5	PITTSBURGH	L 16-17	76,877
Dec. 12	CHICAGO	W 22-3	67,572
Dec. 19	at Green Bay	W 28-25	78,836
Dec. 26	HOUSTON	L 0-21	66,227
Jan. 2	at Oakland	W 13-6	41,112

2005 (12-4, 0-1)**2nd in AFC South****Jack Del Rio, Head Coach**

Sept. 11	SEATTLE	W 26-14	65,204
Sept. 18	at Indianapolis	L 3-10	56,460
Sept. 25	at N.Y. Jets	W 26-20 (OT)	77,422
Oct. 2	DENVER	L 7-20	66,045
Oct. 9	CINCINNATI	W 23-20	66,137
Oct. 16	at Pittsburgh	W 23-17 (OT)	63,891
Oct. 30	at St. Louis	L 21-24	65,251
Nov. 6	HOUSTON	W 21-14	64,613
Nov. 13	BALTIMORE	W 30-3	66,107
Nov. 20	at Tennessee	W 31-28	69,149
Nov. 27	at Arizona	W 24-17	39,198
Dec. 4	at Cleveland	W 20-14	70,941
Dec. 11	INDIANAPOLIS	L 18-26	67,164
Dec. 18	SAN FRANCISCO	W 10-9	64,764
Dec. 24	at Houston	W 38-20	70,025
Jan. 1	TENNESSEE	W 40-13	65,485

Wild-Card Playoff

Jan. 7	at New England	L 3-28	68,756
--------	----------------	--------	--------

2006 (8-8)**3rd in AFC South****Jack Del Rio, Head Coach**

Sept. 10	DALLAS	W 24-17	67,164
Sept. 18	PITTSBURGH	W 9-0	67,164
Sept. 24	at Indianapolis	L 14-21	57,041
Oct. 1	at Washington	L 30-36 (OT)	89,450
Oct. 8	N.Y. JETS	W 41-0	66,604
Oct. 22	at Houston	L 7-27	70,035
Oct. 29	at Philadelphia	W 13-6	69,249
Nov. 5	TENNESSEE	W 37-7	66,524
Nov. 12	HOUSTON	L 10-13	65,918
Nov. 20	N.Y. GIANTS	W 26-10	67,164
Nov. 26	at Buffalo	L 24-27	63,608
Dec. 3	at Miami	W 24-10	73,160
Dec. 10	INDIANAPOLIS	W 44-17	67,164
Dec. 17	at Tennessee	L 17-24	69,143
Dec. 24	NEW ENGLAND	L 21-24	67,164
Dec. 31	at Kansas City	L 30-35	77,500

**2007 (11-5, 1-1)
2nd in AFC South****Jack Del Rio, Head Coach**

Sept. 9	TENNESSEE	L 10-13	65,437
Sept. 16	ATLANTA	W 13-7	61,821
Sept. 23	at Denver	W 23-14	76,463
Oct. 7	at Kansas City	W 17-7	76,917
Oct. 14	HOUSTON	W 37-17	63,715
Oct. 22	INDIANAPOLIS	L 7-29	67,164
Oct. 28	at Tampa Bay	W 24-23	65,133
Nov. 4	at New Orleans	L 24-41	70,009
Nov. 11	at Tennessee	W 28-13	69,143
Nov. 18	SAN DIEGO	W 24-17	66,732
Nov. 25	BUFFALO	W 36-14	64,546
Dec. 2	at Indianapolis	L 25-28	57,302
Dec. 9	CAROLINA	W 37-6	66,090
Dec. 16	at Pittsburgh	W 29-22	58,793
Dec. 23	OAKLAND	W 49-11	66,905
Dec. 30	at Houston	L 28-42	70,660

Wild-Card Playoff

Jan. 5	at Pittsburgh	W 31-29	63,629
--------	---------------	---------	--------

Divisional Playoff

Jan. 12	at New England	L 20-31	68,756
---------	----------------	---------	--------

2008 (5-11)**4th in AFC South****Jack Del Rio, Head Coach**

Sept. 7	at Tennessee	L 10-17	69,143
Sept. 14	BUFFALO	L 16-20	65,167
Sept. 21	at Indianapolis	W 23-21	65,938
Sept. 28	HOUSTON	W 30-27 (OT)	64,061
Oct. 5	PITTSBURGH	L 21-26	65,908

Oct. 12	at Denver	W 24-17	75,674
Oct. 26	CLEVELAND	L 17-23	64,775
Nov. 2	at Cincinnati	L 19-21	64,238
Nov. 9	at Detroit	W 38-14	52,631
Nov. 16	TENNESSEE	L 14-24	65,258
Nov. 23	MINNESOTA	L 12-30	65,064
Dec. 1	at Houston	L 17-30	70,809
Dec. 7	at Chicago	L 10-23	61,736
Dec. 14	GREEN BAY	W 20-16	65,457
Dec. 18	INDIANAPOLIS	L 24-31	65,648
Dec. 28	at Baltimore	L 7-27	71,366

2009 (7-9)**4th in AFC South****Jack Del Rio, Head Coach**

Sept. 13	at Indianapolis	L 12-14	65,757
Sept. 20	ARIZONA	L 17-31	46,520
Sept. 27	at Houston	W 31-24	70,083
Oct. 4	TENNESSEE	W 37-17	49,014
Oct. 11	at Seattle	L 0-41	67,228
Oct. 18	ST. LOUIS	W 23-20 (OT)	42,088
Nov. 1	at Tennessee	L 13-30	69,143
Nov. 8	KANSAS CITY	W 24-21	45,546
Nov. 15	at N.Y. Jets	W 24-22	76,313
Nov. 22	BUFFALO	W 18-15	47,757
Nov. 29	at San Francisco	L 3-20	69,732
Dec. 6	HOUSTON	W 23-18	42,079
Dec. 13	MIAMI	L 10-14	60,457
Dec. 17	INDIANAPOLIS	L 31-35	63,753
Dec. 27	at New England	L 7-35	68,756
Jan. 3	at Cleveland	L 17-23	66,935

TEAM-BY-TEAM SERIES HISTORY**JAGUARS 2, ARIZONA 1**

2000	—	at Jacksonville 44, Arizona 10
2005	—	Jacksonville 24, at Arizona 17
2009	—	Arizona 31, at Jacksonville 17

JAGUARS 3, ATLANTA 1

1996	—	at Jacksonville 19, Atlanta 17
1999	—	Jacksonville 30, at Atlanta 7
2003	—	at Atlanta 21, Jacksonville 14
2007	—	at Jacksonville 13, Atlanta 7

JAGUARS 9, BALTIMORE 7

1996	—	at Jacksonville 30, Baltimore 27
		Jacksonville 28, at Baltimore 25 (OT)
1997	—	Jacksonville 28, at Baltimore 27
		at Jacksonville 29, Baltimore 27
1998	—	at Jacksonville 24, Baltimore 10
		Jacksonville 45, at Baltimore 19
1999	—	at Jacksonville 6, Baltimore 3
		Jacksonville 30, at Baltimore 23
2000	—	at Baltimore 39, Jacksonville 36
		Baltimore 15, at Jacksonville 10
2001	—	at Baltimore 18, Jacksonville 17
		Baltimore 24, at Jacksonville 21
2002	—	at Baltimore 17, Jacksonville 10
2003	—	at Baltimore 24, Jacksonville 17
2005	—	at Jacksonville 30, Baltimore 3
2008	—	at Baltimore 27, Jacksonville 7

BUFFALO 5, JAGUARS 4

1996	—	Jacksonville 30, at Buffalo 27 (WC)
1997	—	Jacksonville 20, at Buffalo 14
1998	—	at Buffalo 17, Jacksonville 16
2001	—	Buffalo 13, at Jacksonville 10
2003	—	Buffalo 38, at Jacksonville 17
2004	—	Jacksonville 13, at Buffalo 10
2006	—	at Buffalo 27, Jacksonville 24

2007	—	at Jacksonville 36, Buffalo 14
2008	—	Buffalo 20, at Jacksonville 16
2009	—	at Jacksonville 18, Buffalo 15

JAGUARS 3, CAROLINA 1

1996	—	at Jacksonville 24, Carolina 14
1999	—	Jacksonville 22, at Carolina 20
2003	—	at Carolina 24, Jacksonville 23
2007	—	at Jacksonville 37, Carolina 6

CHICAGO 3, JAGUARS 2

1995	—	Chicago 30, at Jacksonville 27
1998	—	Jacksonville 24, at Chicago 23
2001	—	at Chicago 33, Jacksonville 13
2004	—	at Jacksonville 22, Chicago 3
2008	—	at Chicago 23, Jacksonville 10

JAGUARS 11, CINCINNATI 6

1995	—	at Cincinnati 24, Jacksonville 17
		Cincinnati 17, at Jacksonville 13
1996	—	at Cincinnati 28, Jacksonville 21
		at Jacksonville 30, Cincinnati 27
1997	—	at Jacksonville 21, Cincinnati 13
		at Cincinnati 31, Jacksonville 26
1998	—	at Jacksonville 24, Cincinnati 11
		Jacksonville 34, at Cincinnati 17
1999	—	Jacksonville 41, at Cincinnati 10
		at Jacksonville 24, Cincinnati 7
2000	—	at Jacksonville 13, Cincinnati 0
		at Cincinnati 17, Jacksonville 14
2001	—	at Jacksonville 30, Cincinnati 13
		Jacksonville 14, at Cincinnati 10
2002	—	Jacksonville 29, at Cincinnati 15
2005	—	at Jacksonville 23, Cincinnati 20
2008	—	at Cincinnati 21, Jacksonville 19

COACHES

SCOUTS

STAFF

PLAYERS

HISTORY

RECORDS

MISC.

**JAGUARS 8, CLEVELAND 4**

- 1995 — Jacksonville 23, at Cleveland 15
at Jacksonville 24, Cleveland 21
- 1999 — Jacksonville 24, at Cleveland 7
Jacksonville 24, at Cleveland 14
- 2000 — Jacksonville 27, at Cleveland 7
at Jacksonville 48, Cleveland 0
- 2001 — Cleveland 23, at Jacksonville 14
Jacksonville 15, at Cleveland 10
Cleveland 21, at Jacksonville 20
- 2002 — Jacksonville 20, at Cleveland 14
- 2008 — Cleveland 23, at Jacksonville 17
- 2009 — at Cleveland 23, Jacksonville 17

JAGUARS 2, DALLAS 2

- 1997 — at Dallas 26, Jacksonville 22
- 2000 — Jacksonville 23, at Dallas 17 (OT)
- 2002 — at Dallas 21, Jacksonville 19
- 2006 — at Jacksonville 24, Dallas 17

JAGUARS 4, DENVER 3

- 1995 — at Denver 31, Jacksonville 23
- 1996 — **Jacksonville 30, at Denver 27 (DIV)**
- 1997 — **at Denver 42, Jacksonville 17 (WC)**
- 1998 — at Denver 37, Jacksonville 24
- 1999 — at Jacksonville 27, Denver 24
- 2004 — at Jacksonville 7, Denver 6
- 2005 — Denver 20, at Jacksonville 7
- 2007 — Jacksonville 23, at Denver 14
- 2008 — Jacksonville 24, at Denver 17

JAGUARS 3, DETROIT 1

- 1995 — at Detroit 44, Jacksonville 0
- 1998 — at Jacksonville 37, Detroit 22
- 2004 — at Jacksonville 23, Detroit 17 (OT)
- 2008 — Jacksonville 38, at Detroit 14

JAGUARS 2, GREEN BAY 2

- 1995 — Green Bay 24, at Jacksonville 14
- 2001 — Green Bay 28, at Jacksonville 21
- 2004 — Jacksonville 28, at Green Bay 25
- 2008 — at Jacksonville 20, at Green Bay 16

HOUSTON 8, JAGUARS 8

- 2002 — Houston 21, at Jacksonville 19
Jacksonville 24, at Houston 21
- 2003 — at Houston 24, Jacksonville 20
at Jacksonville 27, Houston 0
at Houston 20, Jacksonville 6
Houston 21, at Jacksonville 0
- 2005 — at Jacksonville 21, Houston 14
Jacksonville 38, at Houston 20
- 2006 — at Houston 27, Jacksonville 7
Houston 13, at Jacksonville 10
at Jacksonville 37, Houston 17
at Houston 42, Jacksonville 28
at Jacksonville 30, Houston 27 (OT)
- 2008 — at Houston 30, Jacksonville 17
Jacksonville 31, at Houston 24
at Jacksonville 23, Houston 18
- 2009 —

INDIANAPOLIS 14, JAGUARS 4

- 1995 — Indianapolis 41, at Jacksonville 31
- 2000 — at Indianapolis 43, Jacksonville 14
- 2002 — Indianapolis 28, at Jacksonville 25
at Indianapolis 20, Jacksonville 13
at Indianapolis 23, Jacksonville 13
at Jacksonville 28, Indianapolis 23
- 2003 — Indianapolis 24, at Jacksonville 17
Jacksonville 27, at Indianapolis 24
at Indianapolis 10, Jacksonville 3
- 2005 — Indianapolis 26, at Jacksonville 18
- 2006 — at Indianapolis 21, Jacksonville 14
at Jacksonville 44, Indianapolis 17
Indianapolis 29, at Jacksonville 7
at Indianapolis 28, Jacksonville 25
- 2007 — Jacksonville 23, at Indianapolis 21
Indianapolis 31, at Jacksonville 24
at Indianapolis 14, Jacksonville 12
Indianapolis 35, at Jacksonville 31
- 2008 —
- 2009 —

JAGUARS 6, KANSAS CITY 2

- 1997 — at Jacksonville 24, Kansas City 10
- 1998 — at Jacksonville 21, Kansas City 16
- 2001 — Kansas City 30, at Jacksonville 26
- 2002 — Jacksonville 23, at Kansas City 16
- 2004 — at Jacksonville 22, Kansas City 16
- 2006 — at Kansas City 35, Jacksonville 30
- 2007 — Jacksonville 17, at Kansas City 7
- 2009 — at Jacksonville 24, Kansas City 21

JAGUARS 2, MIAMI 2

- 1998 — at Jacksonville 28, Miami 21
- 1999 — **at Jacksonville 62, Miami 7 (DIV)**
- 2003 — Miami 24, at Jacksonville 10
- 2006 — Jacksonville 24, at Miami 10
- 2009 — Miami 14, at Jacksonville 10

MINNESOTA 3, JAGUARS 1

- 1998 — at Minnesota 50, Jacksonville 10
- 2001 — Jacksonville 33, at Minnesota 3
- 2004 — at Minnesota 27, Jacksonville 16
- 2008 — Minnesota 30, at Jacksonville 12

NEW ENGLAND 5, JAGUARS 0

- 1996 — at New England 28, Jacksonville 25 (OT)
- 1997 — New England 26, at Jacksonville 20
- 1998 — **at New England 20, Jacksonville 6 (AFC)**
at Jacksonville 25, New England 10 (WC)
- 2003 — at New England 27, Jacksonville 13
- 2005 — **at New England 28, Jacksonville 3 (WC)**
- 2006 — New England 24, at Jacksonville 21
- 2007 — **at New England 31, Jacksonville 20 (DIV)**
- 2009 — at New England 35, Jacksonville 7

JAGUARS 2, NEW ORLEANS 2

- 1996 — at New Orleans 17, Jacksonville 13
- 1999 — at Jacksonville 41, New Orleans 23
- 2003 — at Jacksonville 20, New Orleans 19
- 2007 — at New Orleans 41, Jacksonville 24

JAGUARS 2, NEW YORK GIANTS 2

- 1997 — at Jacksonville 40, N.Y. Giants 13
- 2000 — at N.Y. Giants 28, Jacksonville 25
- 2002 — at N.Y. Giants 24, Jacksonville 17
- 2006 — at Jacksonville 26, N.Y. Giants 10

JAGUARS 6, NEW YORK JETS 2

- 1995 — at N.Y. Jets 27, Jacksonville 10
- 1996 — at Jacksonville 21, N.Y. Jets 17
- 1998 — **at N.Y. Jets 34, Jacksonville 24 (DIV)**
- 1999 — Jacksonville 16, at N.Y. Jets 6
- 2002 — at Jacksonville 28, N.Y. Jets 3
- 2003 — at N.Y. Jets 13, Jacksonville 10
- 2005 — Jacksonville 26, at N.Y. Jets 20 (OT)
- 2006 — at Jacksonville 41, N.Y. Jets 0
- 2009 — Jacksonville 24, at N.Y. Jets 22

JAGUARS 3, OAKLAND 1

- 1996 — at Oakland 17, Jacksonville 3
- 1997 — Jacksonville 20, at Oakland 9
- 2004 — Jacksonville 13, at Oakland 6
- 2007 — at Jacksonville 49, Oakland 11

JAGUARS 3, PHILADELPHIA 0

- 1997 — at Jacksonville 38, Philadelphia 21
- 2002 — at Jacksonville 28, Philadelphia 25
- 2006 — Jacksonville 13, at Philadelphia 6

JAGUARS 11, PITTSBURGH 9

- 1995 — at Jacksonville 20, Pittsburgh 16
at Pittsburgh 24, Jacksonville 7
- 1996 — at Jacksonville 24, Pittsburgh 9
at Pittsburgh 28, Jacksonville 3
- 1997 — at Jacksonville 30, Pittsburgh 21
at Pittsburgh 23, Jacksonville 17 (OT)
- 1998 — at Pittsburgh 30, Jacksonville 15
at Jacksonville 21, Pittsburgh 3
- 1999 — Jacksonville 17, at Pittsburgh 3
at Jacksonville 20, Pittsburgh 6
Pittsburgh 24, at Jacksonville 13
Jacksonville 34, at Pittsburgh 24
- 2000 —



2001 — at Jacksonville 21, Pittsburgh 3
at Pittsburgh 20, Jacksonville 7
2002 — Pittsburgh 25, at Jacksonville 23
2004 — Pittsburgh 17, at Jacksonville 16
2005 — Jacksonville 23, at Pittsburgh 17 (OT)
2006 — at Jacksonville 9, Pittsburgh 0
2007 — Jacksonville 29, at Pittsburgh 22
2007 — Jacksonville 31, at Pittsburgh 29 (WC)
2008 — Pittsburgh 26, at Jacksonville 21

ST. LOUIS 2, JAGUARS 1

1996 — at St. Louis 17, Jacksonville 14
2005 — at St. Louis 24, Jacksonville 21
2009 — at Jacksonville 23, St. Louis 20 (OT)

JAGUARS 2, SAN DIEGO 1

2003 — at Jacksonville 27, San Diego 21
2004 — at San Diego 34, Jacksonville 17
2007 — at Jacksonville 24, San Diego 17

JAGUARS 2, SAN FRANCISCO 1

1999 — at Jacksonville 41, San Francisco 3
2005 — at Jacksonville 10, San Francisco 9
2009 — at San Francisco 20, Jacksonville 3

SEATTLE 4, JAGUARS 2

1995 — Seattle 47, at Jacksonville 30
1996 — at Jacksonville 20, Seattle 13
2000 — Seattle 28, at Jacksonville 21
2001 — at Seattle 24, Jacksonville 15
2005 — at Jacksonville 26, Seattle 14
2009 — at Seattle 41, Jacksonville 0

JAGUARS 3, TAMPA BAY 1

1995 — at Tampa Bay 17, Jacksonville 16
1998 — at Jacksonville 29, Tampa Bay 24
2003 — at Jacksonville 17, Tampa Bay 10
2007 — Jacksonville 24, at Tampa Bay 23

TENNESSEE 17, JAGUARS 13

1995 — Houston 10, at Jacksonville 3
Jacksonville 17, at Houston 16
1996 — Houston 34, at Jacksonville 27
Jacksonville 23, at Houston 17
1997 — Jacksonville 30, at Tennessee 24
at Jacksonville 17, Tennessee 9
1998 — Jacksonville 27, at Tennessee 22
Tennessee 16, at Jacksonville 13
1999 — Tennessee 20, at Jacksonville 19
at Tennessee 41, Jacksonville 14
1999 — Tennessee 33, at Jacksonville 14 (AFC)
2000 — at Tennessee 27, Jacksonville 13
at Jacksonville 16, Tennessee 13
2001 — at Jacksonville 13, Tennessee 6
at Tennessee 28, Jacksonville 24
2002 — at Tennessee 23, Jacksonville 14
Tennessee 28, at Jacksonville 10
2003 — Tennessee 30, at Jacksonville 17
at Tennessee 10, Jacksonville 3
Jacksonville 15, at Tennessee 12
Tennessee 18, at Jacksonville 15
2005 — Jacksonville 31, at Tennessee 28
at Jacksonville 40, Tennessee 13
2006 — at Jacksonville 37, Tennessee 7
at Tennessee 24, Jacksonville 17
2007 — Tennessee 13, at Jacksonville 10
Jacksonville 28, at Tennessee 13
2008 — at Tennessee 17, Jacksonville 10
Tennessee 24, at Jacksonville 14
2009 — at Jacksonville 37, Tennessee 17
at Tennessee 30, Jacksonville 13

WASHINGTON 3, JAGUARS 1

1997 — at Washington 24, Jacksonville 12
2000 — Washington 35, at Jacksonville 16
2002 — at Jacksonville 26, Washington 7
2006 — at Washington 36, Jacksonville 30 (OT)

ALL-TIME WON-LOST RECORDS

OPPONENT	W	L	T	PCT	PTS	OPP	LAST	HOME	ROAD
Arizona	2	1	0	.667	85	58	2009	1-1	1-0
Atlanta	3	1	0	.750	76	52	2007	2-0	1-1
Baltimore	9	7	0	.563	368	328	2008	5-2	4-5
Buffalo	4	5	0	.444	170	168	2009	2-3	2-2
Carolina	3	1	0	.750	106	64	2007	2-0	1-1
Chicago	2	3	0	.400	96	112	2008	1-1	1-2
Cincinnati	11	6	0	.647	393	281	2008	7-1	4-5
Cleveland	8	4	0	.667	273	178	2009	3-3	5-1
Dallas	2	2	0	.500	88	81	2006	1-0	1-2
Denver	4	3	0	.571	135	149	2008	2-1	2-2
Detroit	3	1	0	.750	98	97	2008	2-0	1-1
Green Bay	2	2	0	.500	83	93	2008	1-2	1-0
Houston	8	8	0	.500	338	339	2009	5-3	3-5
Indianapolis	4	14	0	.222	369	458	2009	2-7	2-7
Kansas City	6	2	0	.750	187	151	2009	4-1	2-1
Miami	2	2	0	.500	72	69	2009	1-2	1-0
Minnesota	1	3	0	.250	71	110	2008	0-1	1-2
New England	0	5	0	.000	86	140	2009	0-2	0-3
New Orleans	2	2	0	.500	98	100	2007	2-0	0-2
New York Giants	2	2	0	.500	108	75	2006	2-0	0-2
New York Jets	6	2	0	.750	176	108	2009	3-0	3-2
Oakland	3	1	0	.750	85	43	2007	1-0	2-1
Philadelphia	3	0	0	1.000	79	52	2006	2-0	1-0
Pittsburgh	11	9	0	.550	370	341	2008	7-4	4-5
St. Louis	1	2	0	.333	58	61	2009	1-0	0-2
San Diego	2	1	0	.667	72	72	2007	2-0	0-1
San Francisco	2	1	0	.667	54	32	2009	2-0	0-1
Seattle	2	4	0	.333	112	167	2009	2-2	0-2
Tampa Bay	3	1	0	.750	86	74	2007	2-0	1-1
Tennessee	13	17	0	.433	567	590	2009	6-9	7-8
Washington	1	3	0	.250	84	102	2006	1-1	0-2
Totals	125	115	0	.521	5,043	4,745	---	74-46	51-69



OVERTIME GAMES

LOCATION	W	L	T	WON TOSS	LOST TOSS
HOME	3	0	0	3	0
ROAD	4	3	0	2	5
TOTALS	7	3	0	5	5

September 22, 1996 — at New England 28, Jacksonville 25

After spotting New England a 22-0 lead, the Jaguars rallied in the second half, scoring three touchdowns on 51-, 41- and 61-yard completions from Mark Brunell and a Mike Hollis field goal, to tie the score at 25-25. The Patriots had the only possession in overtime and won on a 40-yard field goal by Adam Vinatieri.

November 24, 1996 — Jacksonville 28, at Baltimore 25

The Ravens led 25-10 going into the fourth quarter. After a touchdown pass from Mark Brunell to Pete Mitchell, the defense recovered a fumble at the Ravens' 19-yard line. Brunell found Willie Jackson six plays later, and Brunell ran in for the two-point conversion to tie the game at 25-25 with 1:24 remaining. The Jaguars won the toss, but were forced to punt. The Ravens fumbled, and Jacksonville drove down the field, with Mike Hollis winning the game with a 34-yard field goal.

October 26, 1997 — at Pittsburgh 23, Jacksonville 17

The Jaguars took a 10-0 lead into the second half, but Pittsburgh came back to take a 14-10 fourth-quarter lead. After a Brunell TD pass to Pete Mitchell, the Jaguars took a 17-14 lead. The Steelers scored on a 19-yard field goal at the end of the fourth quarter to tie the game 17-17. The Steelers won the toss and scored on a 17-yard shovel pass from Kordell Stewart to Jerome Bettis.

October 29, 2000 — Jacksonville 23, at Dallas 17

The Jaguars ended a five-game losing streak with a 23-17 overtime road victory over the Cowboys, with Alvis Whitted scoring on a 37-yard pass from Mark Brunell on the first series of overtime for his second touchdown of the game. Brunell threw for three TDs and tied a team record for passing accuracy, as he completed 20 of 24 passes. Kyle Brady caught 10 of those passes for 134 yards, as he eclipsed the 100-yard mark for the second straight week.

November 14, 2004 — at Jacksonville 23, Detroit 17

The Jaguars continued their dramatic play with a 23-17 overtime win over the Detroit Lions at Jacksonville Municipal Stadium. David Garrard started his first game since 2002 in place of injured Byron Leftwich and led the team with 198 yards passing and two touchdowns. Jimmy Smith caught the game-winning 36-yard touchdown pass from Garrard in overtime. The Lions erased a 17-3 fourth-quarter lead with two Eddie Drummond touchdown returns.

September 25, 2005 — Jacksonville 26, at New York Jets 20

The Jaguars defeated the New York Jets 26-20 on a game-winning 36-yard touchdown pass from Byron Leftwich to Jimmy Smith at the Meadowlands. Both teams began the overtime with interceptions and after forcing the Jets to punt on their third drive, Leftwich threw 36 yards for the game-winner.

October 16, 2005 — Jacksonville 23, at Pittsburgh 17

The Jaguars defeated the Steelers 23-17 in Pittsburgh on a dramatic 41-yard interception return for a touchdown by Rashean Mathis in overtime. The Steelers won the toss and Quincy Morgan returned the kickoff 74 yards. On third down Maddox fumbled the snap and Reggie Hayward recovered the ball. The Jaguars stalled on offense and Chris Hanson recorded his team recording ninth punt of the game. Two plays later Mathis ended the game with his interception.

October 1, 2006 — at Washington 36, Jacksonville 30

Jacksonville erased a 10-point deficit in the fourth quarter to force overtime, but Washington scored on the opening possession of the extra period on a 68-yard touchdown reception by Santana Moss from Mark Brunell to claim a 36-30 win at FedExField.

September 28, 2008 — at Jacksonville 30, Houston 27

The Jaguars and Texans both scored 10 points in the fourth quarter to force overtime, but the Jaguars won the toss and David Garrard drove the Jaguars 51 yards in six plays and Josh Scobee connected on a 37-yard field goal for the game winner.

October 18, 2009 — at Jacksonville 23, St. Louis 20

The Jaguars won the toss in overtime and never gave the football up in a 23-20 victory over the Rams. Starting from the 20-yard line, David Garrard engineered a 13 play, 62-yard drive, which included a mixture of passes and runs to set up the 36-yard game-winning field goal by Josh Scobee.

JAGUARS IN PRIME TIME

SUNDAY NIGHT (5-6)

9/24/95 vs. Green Bay (TNT)	L	14-24
12/15/96 vs. Seattle (ESPN)	W	20-13
12/20/98 at Minnesota (ESPN)	L	10-50
11/21/99 vs. New Orleans (ESPN)	W	41-23
10/8/00 vs. Baltimore (ESPN)	L	10-15
11/19/00 at Pittsburgh (ESPN)	W	34-24
11/3/02 at New York Giants (ESPN)	L	17-24
11/30/03 vs. Tampa Bay (ESPN)	W	17-10
12/5/04 vs. Pittsburgh (ESPN)	L	16-17
10/9/05 vs. Cincinnati (ESPN)	W	23-20
10/5/08 vs. Pittsburgh (NBC)	L	21-26

THURSDAY NIGHT (1-3)

12/2/99 vs. Pittsburgh (ESPN)	W	20-6
10/18/01 vs. Buffalo (ESPN)	L	10-13

12/18/08 vs. Indianapolis (NFL Network)	L	24-31
12/17/09 vs. Indianapolis (NFL Network)	L	31-35

MONDAY NIGHT (7-5)

9/22/97 vs. Pittsburgh (ABC)	W	30-21
10/12/98 vs. Miami (ABC)	W	28-21
12/28/98 vs. Pittsburgh (ABC)	W	21-3
10/11/99 at New York Jets (ABC)	W	16-6
12/13/99 vs. Denver (ABC)	W	27-24
9/25/00 at Indianapolis (ABC)	L	14-43
10/16/00 at Tennessee (ABC)	L	13-27
12/3/01 vs. Green Bay (ABC)	L	21-28
9/18/06 vs. Pittsburgh (ESPN)	W	9-0
11/20/06 vs. New York Giants (ESPN)	W	26-10
10/22/07 vs. Indianapolis (ESPN)	L	7-29
12/1/08 at Houston (ESPN)	L	17-30



LOCATION	W	L	T	NETWORK	W	L	T	NETWORK	W	L	T
HOME	11	9	0	TNT	0	1	0	NBC	0	1	0
ROAD	2	5	0	ESPN	8	7	0	NFL NETWORK	0	2	0
TOTALS	13	14	0	ABC	5	3	0				

VS. AFC CENTRAL

VS. AFC SOUTH

YEAR	BAL	CIN	CLE	HOU	TEN	PIT	TOTAL	YEAR	HOU	IND	TEN	TOTAL
1995	—	0-2	2-0	1-1	—	1-1	4-4	2002	1-1	0-2	0-2	1-5
1996	2-0	1-1	—	1-1	—	1-1	5-3	2003	1-1	1-1	0-2	2-4
1997	2-0	1-1	—	—	2-0	1-1	6-2	2004	0-2	1-1	1-1	2-4
1998	2-0	2-0	—	—	1-1	1-1	6-2	2005	2-0	0-2	2-0	4-2
1999	2-0	2-0	2-0	—	0-2	2-0	8-2	2006	0-2	1-1	1-1	2-4
2000	0-2	1-1	2-0	—	1-1	1-1	5-5	2007	1-1	0-2	1-1	2-4
2001	0-2	2-0	1-1	—	1-1	1-1	5-5	2008	1-1	1-1	0-2	2-4
TOTALS	8-4	9-5	7-1	2-2	5-5	8-6	39-23	TOTALS	8-8	4-12	6-10	18-30

HOME/AWAY RECORDS

YEAR	HOME			AWAY			YEAR	HOME			AWAY		
	W	L	T	W	L	T		W	L	T	W	L	T
1995	2	6	0	2	6	0	2003	5	3	0	0	8	0
1996	7	1	0	2	6	0	2004	4	4	0	5	3	0
1997	7	1	0	4	4	0	2005	6	2	0	6	2	0
1998	7	1	0	4	4	0	2006	6	2	0	2	6	0
1999	7	1	0	7	1	0	2007	6	2	0	5	3	0
2000	4	4	0	3	5	0	2008	2	6	0	3	5	0
2001	3	5	0	3	5	0	2009	5	3	0	2	6	0
2002	3	5	0	3	5	0	TOTALS	74	46	0	51	69	0

YEAR-BY-YEAR STATISTICS

YEAR	TOTAL PLAYS	FIRST DOWNS	— OFFENSE —		TOTAL YARDS	TOTAL POINTS	NFL RANK T-R-P
			RUSH YARDS	PASSING YARDS			
1995	962	283	1,705	2,790	4,495	275	28-17-27
1996	1,038	325	1,650	4,110	5,760	325	2-17-1
1997	998	308	1,720	3,704	5,424	394	7-18-4
1998	989	287	2,102	3,112	5,214	392	10-5-20
1999	1,085	331	2,091	3,495	5,586	396	7-1-12
2000	1,080	318	2,032	3,658	5,690	367	7-10-9
2001	969	289	1,600	3,240	4,840	294	20-26-18
2002	959	275	2,089	2,762	4,851	328	25-10-28
2003	1,024	305	2,073	3,285	5,358	276	12-8-15
2004	991	279	1,850	3,159	5,009	261	21-16-19
2005	1,021	301	1,959	3,190	5,149	361	15T-10-19
2006	989	293	2,541	2,882	5,423	371	10-3-24
2007	1,022	328	2,391	3,328	5,719	411	7-2-17
2008	1,005	312	1,774	3,332	5,106	302	20-18-15
2009	1,010	300	2,029	3,356	5,385	290	18-10-19

YEAR	TOTAL PLAYS	FIRST DOWNS	— DEFENSE —		TOTAL YARDS	TOTAL POINTS	NFL RANK T-R-P
			RUSH YARDS	PASSING YARDS			
1995	1,030	320	2,003	3,512	5,515	404	21-24-17
1996	993	316	1,781	3,314	5,095	335	16-19-16
1997	1,035	318	1,734	3,504	5,238	318	23-13-24
1998	1,057	309	2,000	3,559	5,559	338	25-22-23
1999	951	248	1,444	2,890	4,334	217	4-6-3
2000	934	252	1,685	3,160	4,845	327	12-11-14
2001	1,056	300	1,611	3,459	5,070	286	16-10-22
2002	1,042	324	2,071	3,264	5,335	315	20-25-14
2003	976	276	1,406	3,251	4,657	331	6-2-18
2004	972	290	1,777	3,357	5,134	280	11-11-16
2005	963	273	1,709	2,946	4,655	269	6-14-7
2006	978	259	1,460	3,078	4,538	274	2-4-10
2007	970	286	1,605	3,416	5,021	304	12-11-15
2008	922	289	1,709	3,586	5,295	367	17-13T-24
2009	982	307	1,863	3,774	5,637	380	23-19-27

(Boldface denotes team record)



ALL-TIME TRADES

(includes trades involving players only)

— 1995 —

April 21 QB Mark Brunell from Green Bay for third- and fifth-round draft choices in 1995

— 1996 —

May 31 TE Ty Hallock from Detroit for CB Corey Raymond

Aug. 26 TE Craig Keith from Pittsburgh for a seventh-round draft choice in 1996

Aug. 27 TE Pete Mitchell from Miami for WR Mike Williams

— 1997 —

Aug. 24 DE Paul Frase to Green Bay for a sixth-round draft choice in 1998

Aug. 24 OT Jimmy Herndon to Chicago for a seventh-round draft choice in 1998

— 1998 —

Feb. 13 QB Rob Johnson to Buffalo for first- (No. 9 overall) and fourth-round draft choices in 1998

— 1999 —

Oct. 19 DE Regan Upshaw from Tampa Bay for a sixth-round draft choice in 2001

— 2000 —

Aug. 16 G Brenden Stai from Kansas City for a fourth-round draft choice in 2001

— 2002 —

Apr. 20 MLB Wali Rainer from Cleveland in exchange for moving down three spots in third round of 2002 draft

June 20 CB Ike Charlton from Seattle for a seventh-round draft choice in 2003

— 2003 —

Aug. 26 S Anthony Mitchell from Baltimore for a conditional draft choice in 2004

— 2004 —

Mar. 3 QB Mark Brunell to Washington for a third-round draft choice in 2004

Apr. 8 CB Jason Craft to New Orleans for a fifth-round draft choice in 2004

Apr. 25 WR Kevin Johnson to Baltimore for a fourth-round draft choice in 2004

— 2005 —

Oct. 6 LB Jamie Winborn from San Francisco for

a seventh-round draft choice in 2006

— 2007 —

Sept. 1 RB Alvin Pearman to Seattle for a sixth-round draft choice in 2007

— 2008 —

Feb. 29 WR Troy Williamson from Minnesota for a sixth-round draft choice in 2008

Mar. 1 DT Marcus Stroud to Buffalo for a third-round and a fifth-round draft choice in 2008

— 2009 —

Apr. 9 DT Tony McDaniel to Miami for a seventh-round draft choice in 2009.

June 30 S Gerald Alexander from Detroit for WR Dennis Northcutt

Sept. 6 QB Luke McCown from Tampa Bay for a seventh-round draft choice in 2010

— 2010 —

June 21 DE Quentin Groves to Oakland for fifth-round draft choice in 2010

Apr. 24 LB Kirk Morrison and fifth-round draft choice in 2010 from Oakland for a fourth-round draft choice in 2010

1995 EXPANSION DRAFT

(February 15, 1995; alternated choices with Carolina)

(Draft round, position, player, former team) 1. QB Steve Beuerlein, Arizona; 2. CB Corey Raymond, N.Y. Giants; 3. OT Jeff Novak, Miami; 4. DE John Duff, L.A. Raiders; 5. LB Keith Goganious, Buffalo; 6. LB Mark Williams, Green Bay; 7. CB Al Jackson, Philadelphia; 8. C/OG Mark Tucker, Arizona; 9. DT Paul Frase, N.Y. Jets; 10. G Tom Myslinski, Chicago; 11. WR Willie Jackson, Dallas; 12. DB Othello Henderson, New Orleans; 13. LB Santo Stephens, Cincinnati; 14. DB Darren Carrington, San Diego; 15. DB Michael Davis, Houston; 16. DB Dave Thomas, Dallas; 17. RB Mazio Royster, Tampa Bay; 18. FB Le'Shai Maston, Houston; 19. WR Charles Davenport, Pittsburgh; 20. S Monty Grow, Kansas City; 21. RB Marcus Wilson, Green Bay; 22. LB Brant Boyer, Miami; 23. S Harry Colon, Detroit; 24. TE Derek Brown, N.Y. Giants; 25. LB James Williams, New Orleans; 26. G Eugene Chung, New England; 27. RB Reggie Cobb, Green Bay; 28. WR Desmond Howard, Washington; 29. WR Kelvin Martin, Seattle; 30. WR Cedric Tillman, Denver; 31. DB Rogerick Green, Tampa Bay

JAGUARS ALL-TIME DRAFT CHOICES

1995

(drafted alternately 2-1)

RD	PLAYER	POS	COLLEGE	PICK
1a	Tony Boselli	OT	Southern Cal.	2
1b	James Stewart	RB	Tennessee	19
2a	Brian DeMarco	OT	Michigan St.	40
2b	Bryan Schwartz	MLB	Augustana (S.D.)	64
3	Chris Hudson	S	Colorado	71
4a	Rob Johnson	QB	Southern Cal.	99
4b	Mike Thompson	DT	Wisconsin	123
5	Ryan Christopherson	FB	Wyoming	169
6	Marcus Price	OT	Louisiana St.	172
7	Curtis Marsh	WR	Utah	219

1996

(drafted alternately 2-3)

RD	PLAYER	POS	COLLEGE	PICK
1	Kevin Hardy	LB	Illinois	2
2a	Tony Brackens	DE	Texas	33
2b	Michael Cheever	C	Georgia Tech	60
3	Aaron Beasley	CB	West Virginia	63
4	Reggie Barlow	WR	Alabama St.	110
5	Jimmy Herndon	OT	Houston	146
6a	John Fisher	SS	Missouri Western	170
6b	Chris Doering	WR	Florida	185
7a	Clarence Jones	WR	Tennessee St.	227
7b	Gregory Spann	WR	Jackson St.	228

**1997***(drafted alternately 21-20-19-18-17)*

RD	PLAYER	POS	COLLEGE	PICK
1	Renaldo Wynn	DT	Notre Dame	21
2	Mike Logan	S	West Virginia	50
3	James Hamilton	LB	North Carolina	79
4	Seth Payne	DT	Cornell	114
5	Damon Jones	TE	Southern Illinois	147
6	Daimon Shelton	FB	Sacramento St.	184
7	Jon Hesse	LB	Nebraska	221

1998*(drafted alternately 25-26)*

RD	PLAYER	POS	COLLEGE	PICK
1a	Fred Taylor	RB	Florida	9
1b	Donovin Darius	S	Syracuse	25
2	Cordell Taylor	CB	Hampton	57
3	Jonathan Quinn	QB	Mid. Tennessee	86
4a	Tavian Banks	RB	Iowa	101
4b	Harry Deligianis	DT	Youngstown St.	118
5	John Wade	C	Marshall	148
6a	Lamanner Williams	DE	Minnesota	179
6b	Kevin McLeod	FB	Auburn	182
7a	Alvis Whitted	WR	N. Carolina St.	192
7b	Brandon Tolbert	OLB	Georgia	214

1999*(drafted alternately 26-25)*

RD	PLAYER	POS	COLLEGE	PICK
1	Fernando Bryant	CB	Alabama	26
2	Larry Smith	DT	Florida State	56
3	Anthony Cesario	G	Colorado St.	88
4	Kevin Landolt	DT	West Virginia	121
5	Jason Craft	CB	Colorado St.	160
6	Emarlos Leroy	DT	Georgia	182
7a	Dee Moronkola	CB	Washington St.	242
7b	Chris White	DE	Southern	246

2000*(drafted 29th)*

RD	PLAYER	POS	COLLEGE	PICK
1	R. Jay Soward	WR	Southern Cal.	29
2	Brad Meester	G/C	Northern Iowa	60
3	T.J. Slaughter	MLB	Southern Miss.	92
4	Joe Chutz	OT	Louisiana Tech	123
5	Kiwauke Thomas	CB	Ga. Southern	159
6	Emanuel Smith	WR	Arkansas	196
7a	Erik Olson	S	Colorado St.	236
7b	Rob Meier	DE	Washington St.	241
7c	Shyrene Stith	RB	Virginia Tech	243
7d	Danny Clark	LB	Illinois	245
7e	Mark Baniewicz	OT	Syracuse	247

2001*(drafted alternately 13-11-12)*

RD	PLAYER	POS	COLLEGE	PICK
1	Marcus Stroud	DT	Georgia	13
2	Maurice Williams	OT	Michigan	43
3a	Eric Westmoreland	LB	Tennessee	73
3b	James Boyd	S	Penn State	94
5	David Leaverton	P	Tennessee	142
6	Chad Ward	G	Washington	170
7a	Anthony Denman	LB	Notre Dame	213
7b	Marlon McCree	S	Kentucky	233
7c	Richmond Flowers	WR	Tenn.-Chatt.	235
7d	Randy Chevrier	LS/DT	McGill	241

(Quebec, Canada)

2002*(drafted alternately 9-8-11-10)*

RD	PLAYER	POS	COLLEGE	PICK
1	John Henderson	DT	Tennessee	9
2	Mike Pearson	OT	Florida	40
3	Akin Ayodele	LB	Purdue	89
4a	David Garrard	QB	East Carolina	108
4b	Chris Luzar	TE	Virginia	118
6	Clenton Ballard	DT	SW Texas St.	180
7a	Kendall Newson	WR	Middle Tenn. St.	222
7b	Steve Smith	CB	Oregon	247
7c	Hayden Epstein	PK	Michigan	248

2003*(drafted alternately 8-7)*

RD	PLAYER	POS	COLLEGE	PICK
1	Byron Leftwich	QB	Marshall	7
2	Rashean Mathis	DB	Beth.-Cookman	39
3	Vince Manuwai	G	Hawaii	72
4a	George Wrighster	TE	Oregon	104
4b	LaBrandon Toefield	RB	Louisiana St.	132
6a	Brandon Green	DE	Rice	176
6b	David Young	S	Ga. Southern	179
6c	Marques Ogden	OT	Howard	193
7	Malaefou MacKenzie	FB	Southern Cal.	218

2004*(drafted alternately 9-8-7-6)*

RD	PLAYER	POS	COLLEGE	PICK
1	Reggie Williams	WR	Washington	9
2a	Daryl Smith	LB	Georgia Tech	39
2b	Greg Jones	RB	Florida State	55
3	Jorge Cordova	LB	Nevada	86
4a	Anthony Maddox	DT	Delta State	118
4b	Ernest Wilford	WR	Virginia Tech	120
5a	Josh Scobee	PK	Louisiana Tech	137
5b	Chris Thompson	CB	Nicholls State	150
5c	Sean Bubin	OT	Illinois	159
7	Bobby McCray	DE	Florida	249

2005*(drafted alternately 21-20-23-22)*

RD	PLAYER	POS	COLLEGE	PICK
1	Matt Jones	WR	Arkansas	21
2	Khalif Barnes	OT	Washington	52
3	Scott Starks	CB	Wisconsin	87
4	Alvin Pearnan	RB	Virginia	127
5	Gerald Sensabaugh	S	North Carolina	157
6a	Chad Owens	WR	Hawaii	185
6b	Pat Thomas	LB	N. Carolina St.	194
7	Chris Roberson	CB	East. Michigan	237

2006*(drafted 28th)*

RD	PLAYER	POS	COLLEGE	PICK
1	Marcedes Lewis	TE	UCLA	28
2	Maurice Jones-Drew	RB/KR	UCLA	60
3	Clint Ingram	LB	Oklahoma	80
5	Brent Hawkins	LB	Illinois State	160
7a	James Wyche	DE	Syracuse	213
7b	Dee Webb	CB	Florida	236

COACHES
SCOUTS
STAFF
PLAYERS
HISTORY
RECORDS
MISC.

2007

(drafted alternately 17-16-15-14-13-20-19)

RD	PLAYER	POS	COLLEGE	PICK
1	Reggie Nelson	FS	Florida	21
2	Justin Durant	LB	Hampton	48
3	Mike Sims-Walker	WR	Central Florida	79
4a	Adam Podlesh	P	Maryland	101
4b	Brian Smith	DE	Missouri	113
5a	Uche Nwaneri	G	Purdue	149
5b	Josh Gattis	S	Wake Forest	150
5c	Derek Landri	DT	Notre Dame	166
7a	John Broussard	WR	San Jose St.	229
7b	Chad Nkang	LB	Elon	251
7c	Andrew Camahan	OT	Arizona State	252

2008

(drafted 26th)

RD	PLAYER	POS	COLLEGE	PICK
1	Derrick Harvey	DE	Florida	8
2	Quentin Groves	DE	Auburn	52
5a	Thomas Williams	LB	Southern Cal.	155
5a	Trae Williams	DB	South Florida	159
7	Chauncey Washington	RB	Southern Cal.	213

2009

(drafted alternately 8-7-8-7-8-7)

RD	PLAYER	POS	COLLEGE	PICK
1	Eugene Monroe	OT	Virginia	8
2	Eben Britton	OT	Arizona	39
3a	Terrance Knighton	DT	Temple	72
3b	Derek Cox	CB	William & Mary	73
4	Mike Thomas	WR	Arizona	107
5	Jarett Dillard	WR	Rice	144
6	Zach Miller	TE	Nebraska-Omaha	180
7a	Rashad Jennings	RB	Liberty	250
7b	Tiquan Underwood	WR	Rutgers	253

2010

(drafted alternately 10-12-11)

RD	PLAYER	POS	COLLEGE	PICK
1	Tyson Alualu	DT	California	10
3	D'Anthony Smith	DT	Louisiana Tech	74
5a	Larry Hart	DE	Central Arkansas	143
5b	Austen Lane	DE	Murray State	153
6a	Deji Karim	RB/KR	Southern Illinois	180
6b	Scotty McGee	RS/CB	James Madison	203

1ST ROUND BY POSITION

Defensive linemen	5
Wide receivers	3
Offensive linemen	2
Running backs	2
Safeties	2
Cornerback	1
Linebacker	1
Quarterback	1
Tight end	1

ALL-TIME DRAFT BY POSITION

Defensive linemen	27	Tight ends	5
Offensive linemen	21	Quarterbacks	3
Wide receivers	19	Placekickers	2
Linebackers	18	Punters	2
Running backs	15	Long snapper	1
Safeties	13	Return specialist	1
Cornerbacks	12		

UNRESTRICTED FREE AGENT HISTORY

1995

PLAYERS SIGNED (12)

PLAYER	POS	DATE SIGNED (TEAM)
Shawn Bouwens	G	Feb. 28 (Detroit)
Don Davey	DT	Feb. 28 (Green Bay)
Joel Smeenge	DE	Feb. 28 (New Orleans)
Vinnie Clark	CB	Mar. 3 (New Orleans)
Bryan Barker	P	Mar. 7 (Philadelphia)
Kelvin Pritchett	DT	Mar. 11 (Detroit)
Jeff Lageman	DE	Mar. 14 (N.Y. Jets)
Mickey Washington	CB	Mar. 14 (Buffalo)
Dave Widell	C	Mar. 15 (Denver)
Mike Dumas	S	Apr. 24 (Buffalo)
Mike Williams	WR	May 4 (Miami)
Ernest Givins	WR	Jun. 2 (Houston)

1996

PLAYERS SIGNED (5)

PLAYER	POS	DATE SIGNED (TEAM)
Leon Searcy	OT	Feb. 18 (Pittsburgh)
Eddie Robinson	LB	Mar. 1 (Houston)
Keenan McCardell	WR	Mar. 2 (Baltimore)
Todd Philcox	QB	Apr. 11 (Miami)
John Jurkovic	DT	Apr. 13 (Green Bay)

PLAYERS LOST (5)

PLAYER	POS	DATE SIGNED (TEAM)
Eugene Chung	G	Mar. 20 (San Francisco)
Steve Beuerlein	QB	Apr. 3 (Carolina)

Darren Carrington	S	Apr. 22 (Oakland)
Desmond Howard	WR	Jul. 12 (Green Bay)
Tom Myslinski	G	Apr. 24 (Pittsburgh)

1997

PLAYERS SIGNED (1)

PLAYER	POS	DATE SIGNED (TEAM)
Deon Figures	CB	Mar. 5 (Pittsburgh)

PLAYERS LOST (1)

PLAYER	POS	DATE SIGNED (TEAM)
Ernie Logan	DE	Mar. 20 (N.Y. Jets)

1998

PLAYERS SIGNED (2)

PLAYER	POS	DATE SIGNED (TEAM)
Bryce Paup	LB	Feb. 16 (Buffalo)
Quentin Neujahr*	C	Mar. 3 (Baltimore)

* Restricted free agent

PLAYERS LOST (6)

PLAYER	POS	DATE SIGNED (TEAM)
Ty Hallock	FB	Feb. 16 (Chicago)
Natrone Means	RB	Mar. 6 (San Diego)
Derek Brown	TE	May 13 (Oakland)
Dave Widell	C	May 13 (Atlanta)
Esera Tuaolo	DT	May 14 (Atlanta)
Randy Jordan	RB	Jun. 2 (Oakland)



1999

PLAYERS SIGNED (3)

PLAYER	POS	DATE SIGNED (TEAM)
Gary Walker	DT	Feb. 12 (Tennessee)
Carnell Lake	S	Feb. 13 (Pittsburgh)
Kyle Brady*	TE	Feb. 16 (N.Y. Jets)

* Transition player

PLAYERS LOST (9)

PLAYER	POS	DATE SIGNED (TEAM)
Zack Crockett	FB	Mar. 16 (Oakland)
Travis Davis	S	Apr. 19 (Pittsburgh)
Brian DeMarco	G/OT	Apr. 2 (Cincinnati)
Chris Hudson	S	Apr. 22 (Chicago)
John Jurkovic	DT	Mar. 26 (Cleveland)
Pete Mitchell	TE	Mar. 24 (N.Y. Giants)
Kelvin Pritchett	DT	Apr. 27 (Detroit)
Troy Sadowski	TE	Apr. 21 (Washington)
Fernando Smith	DE	Mar. 19 (Baltimore)

2000

PLAYERS SIGNED (2)

PLAYER	POS	DATE SIGNED (TEAM)
Hardy Nickerson	MLB	Feb. 22 (Tampa Bay)
Jamie Martin	QB	Feb. 22 (Cleveland)

PLAYERS LOST (7)

PLAYER	POS	DATE SIGNED (TEAM)
Ben Coleman	OT/G	Jun. 15 (San Diego)
Jay Fiedler	QB	Feb. 22 (Miami)
Joe Patton	OT	Mar. 16 (San Diego)
James Stewart	RB	Feb. 15 (Detroit)
Dave Thomas	CB	Apr. 7 (N.Y. Giants)
Rich Tylski	G	Feb. 29 (Pittsburgh)
Regan Upshaw	DE	Mar. 1 (Oakland)

2001

PLAYERS SIGNED (0)

PLAYER	POS	DATE SIGNED (TEAM)
None		

PLAYERS LOST (4)

PLAYER	POS	DATE SIGNED (TEAM)
Bryan Barker	P	Apr. 12 (Washington)
Todd Fordham	G/OT	Apr. 17 (Denver)
Mike Logan	S	Apr. 2 (Pittsburgh)
Daimon Shelton	FB	May 23 (Chicago)

2002

PLAYERS SIGNED (4)

PLAYER	POS	DATE SIGNED (TEAM)
Patrick Johnson	WR	Mar. 18 (Baltimore)
Bobby Shaw	WR	Apr. 3 (Pittsburgh)
Chris Naeole	G	Apr. 5 (New Orleans)
Detron Smith	FB	Apr. 8 (Denver)

PLAYERS LOST (5)

PLAYER	POS	DATE SIGNED (TEAM)
Renaldo Wynn	DE	Mar. 28 (Washington)
Mike Hollis	PK	Apr. 9 (Buffalo)
Jeff Posey	LB	Apr. 18 (Houston)
Sean Dawkins	WR	Apr. 25 (Minnesota)
Jonathan Quinn	QB	May 1 (Kansas City)

2003

PLAYERS SIGNED (4)

PLAYER	POS	DATE SIGNED (TEAM)
Mike Peterson	LB	Mar. 13 (Indianapolis)
Keith Mitchell	LB	Mar. 14 (Houston)
Hugh Douglas	DE	Mar. 15 (Philadelphia)
Marc Edwards	FB	Mar. 15 (New England)

PLAYERS LOST (7)

PLAYER	POS	DATE SIGNED (TEAM)
Zach Wiegert	OT	Mar. 3 (Houston)
Patrick Johnson	WR	Mar. 11 (Washington)
John Wade	C	Mar. 12 (Tampa Bay)
Bobby Shaw	WR	Mar. 18 (Buffalo)
Todd Fordham	OT/G	Mar. 20 (Pittsburgh)
Wali Rainer	MLB	Apr. 7 (Detroit)
Stacey Mack	RB	Apr. 8 (Houston)

2004

PLAYERS SIGNED (8)

PLAYER	POS	DATE SIGNED (TEAM)
Todd Yoder	TE	Mar. 5 (Tampa Bay)
Tommy Hendricks	LB	Mar. 8 (Miami)
Mike Compton	OT	Mar. 9 (New England)
Lewis Sanders	DB	Mar. 9 (Cleveland)
Deon Grant	S	Mar. 10 (Carolina)
Juran Bolden	CB	Mar. 24 (Atlanta)
Greg Favors	LB	Mar. 24 (Carolina)
Doug Johnson	QB	Apr. 28 (Atlanta)

PLAYERS LOST (4)

PLAYER	POS	DATE SIGNED (TEAM)
Leander Jordan	OT	Mar. 4 (San Diego)
Fernando Bryant	CB	Mar. 5 (Detroit)
Danny Clark	LB	Mar. 12 (Oakland)
Jamar Nesbit	G/C	Mar. 29 (New Orleans)

2005

PLAYERS SIGNED (3)

PLAYER	POS	DATE SIGNED (TEAM)
Reggie Hayward	DE	Mar. 2 (Denver)
Kenny Wright	CB	Mar. 31 (Houston)
Tony Williams	DT	Apr. 6 (Cincinnati)

PLAYERS LOST (1)

PLAYER	POS	DATE SIGNED (TEAM)
Bob Whitfield	OT	May 4 (N.Y. Giants)

2006

PLAYERS SIGNED (5)

PLAYER	POS	DATE SIGNED (TEAM)
Brian Williams	CB	Mar. 11 (Minnesota)
Stockar McDougle	OT	Mar. 16 (Miami)
Nick Greisen	LB	Apr. 28 (N.Y. Giants)
Randy Hymes	WR	May 18 (Baltimore)
Troy Edwards	WR	May 19 (Detroit)

PLAYERS LOST (6)

PLAYER	POS	DATE SIGNED (TEAM)
Akin Ayodele	LB	Mar. 13 (Dallas)
Kenny Wright	CB	Apr. 3 (Washington)
Jamie Winborn	LB	Apr. 3 (Tampa Bay)
Deke Cooper	S	Apr. 5 (Miami)
Mike Pearson	OT	Apr. 29 (Miami)
Ephraim Salaam	OT	May 1 (Houston)

COACHES

SCOUTS

STAFF

PLAYERS

HISTORY

RECORDS

MISC.



2007

PLAYERS SIGNED (2)

PLAYER	POS	DATE SIGNED (TEAM)
Tony Pashos	OT	Mar. 2 (Baltimore)
Dennis Northcutt	WR	Mar. 5 (Cleveland)

PLAYERS LOST (3)

PLAYER	POS	DATE SIGNED (TEAM)
Kyle Brady	TE	Mar. 3 (New England)
Deon Grant	FS	Mar. 9 (Seattle)
Cortez Hankton	WR	Apr. 17 (Minnesota)

2008

PLAYERS SIGNED (5)

PLAYER	POS	DATE SIGNED (TEAM)
Jerry Porter	WR	Feb. 29 (Oakland)
Cleo Lemon	QB	Feb. 29 (Miami)
Drayton Florence	CB	Mar. 1 (San Diego)
Jimmy Kennedy	DT	Mar. 5 (Chicago)
Pierson Prioleau	S	Apr. 29 (Washington)

PLAYERS LOST (8)

PLAYER	POS	DATE SIGNED (TEAM)
Terry Cousin	S	May 23 (Cleveland)
Aaron Glenn	CB	Apr. 7 (New Orleans)
Quinn Gray	QB	Mar. 24 (Houston)
Sammy Knight	S	Mar. 4 (N.Y. Giants)
Bobby McCray	DE	Mar. 11 (New Orleans)
Shantee Orr	LB	Mar. 24 (Cleveland)
LaBrandon Toefield	RB	Mar. 10 (Carolina)
Ernest Wilford	WR	Mar. 1 (Miami)

2009

PLAYERS SIGNED (2)

PLAYER	POS	DATE SIGNED (TEAM)
Sean Considine	S	Feb. 27 (Philadelphia)
Tra Thomas	OT	Mar. 29 (Philadelphia)

PLAYERS LOST (4)

PLAYER	POS	DATE SIGNED (TEAM)
Khalif Barnes	OT	Mar. 14 (Oakland)
Mike Peterson	LB	Mar. 10 (Atlanta)
Pierson Prioleau	S	Mar. 26 (New Orleans)
Gerald Sensabaugh	S	Mar. 10 (Dallas)

2010

PLAYERS SIGNED (3)

PLAYER	POS	DATE SIGNED (TEAM)
Kassim Osgood	WR	Mar. 6 (San Diego)
Aaron Kampman	DE	Mar. 7 (Green Bay)
Freddy Keiaho	LB	Apr. 26 (Indianapolis)

PLAYERS LOST (1)

PLAYER	POS	DATE SIGNED (TEAM)
Clint Ingram	LB	May 19 (New Orleans)

HONOR ROLL

PRO BOWL

Starters CAPITALIZED. Number in parentheses shows player's number of Pro Bowls as a Jaguar.
(* did not play due to injury)

1996 —	OT Tony Boselli
	QB Mark Brunell
	WR Keenan McCardell

1997 —	P BRYAN BARKER
	OT TONY BOSELLI (2)
	QB Mark Brunell (2)
	PK MIKE HOLLIS
	WR Jimmy Smith
1998 —	OT TONY BOSELLI (3)
	WR JIMMY SMITH (2)
1999 —	OT TONY BOSELLI (4)*
	DE TONY BRACKENS
	QB Mark Brunell (3)
	LB KEVIN HARDY
	S CARNELL LAKE
	OT Leon Searcy
	WR JIMMY SMITH (3)
2000 —	OT TONY BOSELLI (5)*
	WR Jimmy Smith (4)
2001 —	WR Jimmy Smith (5)*
	DT Gary Walker
2002 —	P Chris Hanson
2003 —	DT MARCUS STROUD
2004 —	DT MARCUS STROUD (2)
	DT John Henderson
2005 —	DT MARCUS STROUD (3)
2006 —	CB RASHEAN MATHIS*
	DT John Henderson (2)
2007 —	RB Fred Taylor
2009 —	QB David Garrard
	RB Maurice Jones-Drew

ALL-PRO SELECTIONS

Legend: AP — Associated Press; PFWA — Pro Football Writers of America; TSN — The Sporting News; PFW — Pro Football Weekly; FN — Football News; FD — Football Digest; USA — USA Today; SI — Sports Illustrated; CPFN — College & Pro Football Newsweekly

OT Tony Boselli — 1996: USA, SI; 1997: AP, PFWA, TSN, PFW, FN, USA, CPFN; 1998: AP, PFWA, TSN, PFW, FN, USA, CPFN, FD; 1999: AP, PFWA, SI, TSN, PFW, USA, CPFN, FN, FD; 2000: FN (All-AFC)

P Bryan Barker — 1997: AP, PFW, FD

PR Reggie Barlow — 1998: CPFN; 1999: CPFN (second team)

CB Aaron Beasley — 1999: CPFN

DE Tony Brackens — 1999: SI, USA, FN, AP (second team), PFW (All-AFC), CPFN (second team)

S Donovin Darius — 1999: FD (second team)

P Chris Hanson — 2002: AP (second team), PFWA, PFW (All-AFC), FD (second team)

LB Kevin Hardy — 1999: AP, TSN, PFW, USA, CPFN, FN, FD

DT John Henderson — 2006: AP (second team)

PK Mike Hollis — 1997: CPFN

RB Maurice Jones-Drew — 2009: SN (second team)

S Carnell Lake — 1999: PFW, CPFN, FN, FD, AP (second team), FD (second team)

CB Rashean Mathis — 2006: AP, TSN, USA, PFW/PFWA, PFW/PFWA (All-AFC)

FB Montell Owens — 2008: SI (special teams)

LB Mike Peterson — 2005: AP (second team)

OT Leon Searcy — 1997: USA; 1999: AP (second team), CPFN (second team)

WR Jimmy Smith — 1998: AP (second team); 1999: FN, AP (second team), CPFN (second team), PFW (All-AFC)

DT Marcus Stroud — 2003: AP (second team), PFW (All-AFC), FN (second team); 2004: PFW (All-AFC), FD (second team); 2005: TSN (All-Pro)

RB Fred Taylor — 2007: AP (second team)

DT Gary Walker — 2001: SI, FD (second team)



ALL-ROOKIE SELECTIONS

Legend: PFWA — Pro Football Writers of America; PFW — Pro Football Weekly; FN — Football News; CPFN — College & Pro Football Newsweekly; FD — Football Digest

OT Khalif Barnes — PFW/PFWA (2005)
OT Tony Boselli — PFWA, PFW, FN, CPFN (1995)
CB Aaron Beasley — FN (1996)
DE Tony Brackens — PFWA, PFW, FN, CPFN (1996)
CB Fernando Bryant — PFWA, PFW, CPFN, FN, FD (1999)
C Michael Cheever — FN, CPFN (1996)
S Donovan Darius — PFW, FN, FD (1998)
LB Kevin Hardy — PFWA, PFW, FN, CPFN (1996)
DT John Henderson — PFWA, PFW (2002)
RB Maurice Jones-Drew — PFW/PFWA (2006)
DT Terrance Knighton — PFW (2009)
QB Byron Leftwich — PFW (2003)
G Vince Manuwai — PFW (2003)
G Brad Meester — PFWA, PFW, FN (2000)
FS Reggie Nelson — PFW/PFWA (2007)
MLB Bryan Schwartz — FN (1995)
DT Larry Smith — FN (1999)
RB Fred Taylor — PFW, FN, CPFN, FD (1998)
OT Maurice Williams — FN (2001)
DT Renaldo Wynn — PFW, FN, CPFN (1997)

COACHING AWARDS

Tom Coughlin — AFC Coach of the Year, UPI (1996)
Dom Capers — Assistant Coach of the Year, Pro Football Writers of America, USA Today and Defensive Coordinator of the Year, Football Digest (1999)

NFL PLAYERS ASSOC. AWARDS

1995 — Bryan Barker, AFC Punter of the Year
 1996 — Jimmy Smith, AFC Receiver of the Year
 1997 — Bryan Barker, AFC Punter of the Year

PRO BOWL MVP

1997 — QB Mark Brunell

INDIVIDUAL LEAGUE LEADERS

NET PUNTING		
1995	Bryan Barker	38.6
PASSING YARDS		
1996	Mark Brunell	4,367
POINTS		
1997	Mike Hollis	134
RECEIVING		
1999	Jimmy Smith	116

AFC PLAYER OF THE MONTH

— **1996** —
 December — Mark Brunell, Offensive
 — **1997** —
 December — Keenan McCardell, Offensive
 — **1999** —
 September — Aaron Beasley, Defensive
 October — Tony Brackens, Defensive
 November — Tony Brackens, Defensive
 December — Jimmy Smith, Offensive
 — **2005** —
 September — Chris Hanson, Special Teams
 December — Mike Peterson, Defensive
 — **2007** —
 December — Fred Taylor, Offensive

NFL ROOKIE OF THE MONTH

— **1996** —
 December — Tony Brackens, Defensive
 — **1998** —
 September — Fred Taylor, Offensive
 November — Donovan Darius, Defensive
 December — Fred Taylor, Offensive
 — **2003** —
 November — Byron Leftwich, Offensive
 December — Rashean Mathis, Defensive
 — **2006** —
 November — Clint Ingram, Defensive

FEDEX GROUND PLAYER OF THE YEAR

— **2007** —
 RB Fred Taylor

JAGUARS ALL-TIME ROSTER

PLAYERS

(active one or more games on the 53-man roster)

— A —			
Adams, Blue	CB	Cincinnati	2003
Akbar, Hakim	LB	Washington	2003
Alexander, Dan	RB/FB	Nebraska	2002
Alexander, Gerald	S	Boise State	2009
Alexis, Rich	RB	Washington	2005-06
Allen, David	RB/KR	Kansas State	2003-04
Allen, Russell	LB	San Diego State	2009
Anderson, Curtis	CB	Pittsburgh	1997
Angulo, Richard	TE	W. New Mexico	2007-08
Armour, JoJuan	S	Miami (Ohio)	1999
Ayodele, Akin	LB	Purdue	2002-05
— B —			
Ballard, Clenton	DT	SW Texas State	2002
Baniewicz, Mark	OT	Syracuse	2000-01
Banks, Tavian	RB	Iowa	1998-99
Barker, Bryan	P	Santa Clara	1995-2000
Barlow, Reggie	WR	Alabama State	1996-2000

Barnes, Khalif	OT	Washington	2005-08
Barnes, Lionel	DE	La.-Monroe	2003-04
Battles, Ainsley	S	Vanderbilt	2001-02
Bean, Robert	CB	Mississippi State	2002
Beasley, Aaron	CB	West Virginia	1996-2001
Bell, Ricky	CB	North Carolina State	1996
Beuerlein, Steve	QB	Notre Dame	1995
Black, Jordan	OT	Notre Dame	2008-09
Blade, Willie	DT	Mississippi State	2004
Bolden, Juran	CB	Mississippi Delta	2004
Bolen, Brock	FB	Louisville	2009
Boselli, Tony	OT	Southern Cal.	1995-2001
Bouman, Todd	QB	St. Cloud State	2007
Bouwens, Shawn	G	Nebraska Wesleyan	1995
Boyer, Brant	LB	Arizona	1995-2000
Boyd, Danny	PK	Louisiana State	2002
Boyd, James	S	Penn State	2001-02
Boykin, Deral	S	Louisville	1995
Brackenridge, Tyron	CB	Washington State	2009
Brackens, Tony	DE	Texas	1996-2003
Brady, Kyle	TE	Penn State	1999-2006
Britton, Eben	OT	Arizona	2009
Brooks, Bobby	LB	Fresno State	2002



COACHES

Brooks, Bucky	CB	North Carolina	1996-97
Broussard, John	WR	San Jose State	2007
Brown, Chris	CB	Alabama-Birmingham	2003
Brown, Delvin	S	Miami (Fla.)	2001
Brown, Derek	TE	Notre Dame	1995-97
Brown, Milford	G	Florida State	2008
Bruce, Mkristo	DE	Washington State	2008
Brunell, Mark	QB	Washington	1995-2003
Bryant, Fernando	CB	Alabama	1999-2003
Bullard, Kendrick	WR	Arkansas State	1996
Burnett, Chester	MLB	Arizona	1999

- C -

Cain, Jeremy	LS	Massachusetts	2009
Carney, John	PK	Notre Dame	2007
Carrington, Darren	S	Northern Arizona	1995
Carroll, Ahmad	CB	Arkansas	2006
Carter, Bernard	LB	East Carolina	1995
Cesario, Anthony	G	Colorado State	1999
Chambers, Derrick	OT	Florida	2001-02
Chamblin, Corey	CB	Tennessee Tech	1999
Chanoine, Roger	OT	Temple	2002
Charlton, Ike	CB	Virginia Tech	2002
Chase, Martin	DT	Oklahoma	2005
Cheeveer, Michael	C	Georgia Tech	1996-98
Christopherson, Ryan	FB	Wyoming	1995-96
Chung, Eugene	G	Virginia Tech	1995
Clark, Danny	LB	Illinois	2000-03
Clark, Reggie	LB	North Carolina	1995-96
Clark, Vinnie	CB	Ohio State	1995-96
Cobb, Reggie*	RB	Tennessee	1995
Coe, Michael	DB	Alabama State	2009
Coleman, Ben	G	Wake Forest	1995-99
Coleman, Marco	DE	Georgia Tech	2002
Colinet, Stalin	DE	Boston College	2002
Collier, Richard	OT	Valdosta State	2006-08
Colon, Harry	S	Missouri	1995
Combs, Chris	DE	Duke	2002
Compton, Mike	G	West Virginia	2004
Connolly, Dan	G	Southeast Missouri St.	2005
Considine, Sean	S	Iowa	2009
Cooper, Deke	S	Notre Dame	2003-05
Cooper, Marquis	LB	Washington	2007
Cordova, Jorge	LB	Nevada-Reno	2004-07
Cornish, Frank*	C	UCLA	1995
Cousin, Terry	CB	South Carolina	2005-07
Cox, Derek	CB	William & Mary	2009
Cox, Kennard	DB	Pittsburgh	2008-09
Cox, Renard	DB	Maryland	2001
Craft, Jason	CB	Colorado State	1999-2003
Crockett, Zack	FB	Florida State	1998
Criss, Shad	CB	Missouri	2000
Cunningham, Richie	PK	Southwestern Louisiana	2002
Curry, Eric	DE	Alabama	1998-99

- D -

Daniels, Torrance	LB	Harding	2009
Darius, Donovan	S	Syracuse	1998-2006
Davey, Don	DT	Wisconsin	1995-98
Davis, Andre	DT	Southern	1996
Davis, Jim	DE	Virginia Tech	2005
Davis, Travis	S	Notre Dame	1995-98
Dawkins, Sean	WR	California	2001
DeLong, Greg	TE	North Carolina	2000
DeMarco, Brian	OT	Michigan State	1995-98
Devine, Kevin	CB	California	1997-98
Dickerson, Bryan	FB	Eastern Kentucky	1995
Dillard, Jarrett	WR	Rice	2009
Dingle, Nate	LB	Cincinnati	1996
Douglas, Henry	WR	North Carolina A&T	2002
Douglas, Hugh	DE	Central State	2003
Dukes, Chad	RB	Pittsburgh	2000
Dumas, Mike	S	Indiana	1995
Dunbar, Vaughn	RB	Indiana	1995
Durant, Justin	LB	Hampton	2007-09

Edwards, Marc	FB	Notre Dame	2003-04
Edwards, Troy	WR	Louisiana Tech	2003-04
Elison, Atiyah	DT	Missouri	2008-09
Epstein, Hayden	PK	Michigan	2002
Estandia, Greg	TE	Nevada-Las Vegas	2007-09

- F -

Favors, Greg	LB	Mississippi State	2004-05
Fiedler, Jay	QB	Dartmouth	1999
Figures, Deon	CB	Colorado	1997-98
Fletcher, Derrick	G	Baylor	2004-05
Florence, Drayton	CB	Tuskegee	2008
Fordham, Todd	G/OT	Florida State	1997-2002
Forney, Kynan	G	Hawaii	2009
Franklin, Brad	CB	Louisiana-Lafayette	2003
Frase, Paul	DE/DT	Syracuse	1995-96
Freeman, Eddie	DL	Alabama-Birmingham	2004
Fuamoa-Melika, Chris	RB	Utah	2003-04
Fudge, Jamaal	S	Clemson	2006-07
Furrer, Will	QB	Virginia Tech	1998

- G -

Gardner, Isaiah	CB	Maryland	2008
Garrard, David	QB	East Carolina	2002-09
Gayle, Rashid	CB	Boise State	1996
Gibson, Damon	WR/KR	Iowa	2001-02
Gilbert, Tony	LB	Georgia	2003-07
Gildon, Jason	DE	Oklahoma State	2004
Givins, Ernest	WR	Louisville	1995
Glenn, Aaron	CB	Texas A&M	2007
Goebel, Brad	QB	Baylor	1995
Goganious, Keith	LB	Penn State	1995
Graham, Kent	QB	Ohio State	2002
Graham, Roger	RB	New Haven	1996
Grant, Deon	S	Tennessee	2004-06
Gray, Quinn	QB	Florida A&M	2003-07
Green, Donny	LB	Virginia	2001
Green, Brandon	DE	Rice	2003-04
Green, Rogerick	CB	Kansas State	1995
Greene, Courtney	S	Rutgers	2009
Greisen, Nick	LB	Wisconsin	2006
Griffin, Chris	FB/TE	New Mexico	1996
Griffith, Rich	TE	Arizona	1995-2000
Groves, Quentin	DE	Auburn	2008-09
Grow, Monty	S	Florida	1995

- H -

Hall, Dana	S	Washington	1996-97
Hall, Ray	DT	Washington State	1995
Hallock, Ty	FB/TE/LB	Michigan State	1996-97
Hamilton, James	LB	North Carolina	1997-98
Hammonds, Juan	DE	Michigan State	1996
Hankton, Cortez	WR	Texas Southern	2003-06
Hanson, Chris	P	Marshall	2001-06
Hardy, Kevin	LB	Illinois	1996-2001
Harrington, Chris	DE	Texas A&M	2009
Harvey, Derrick	DE	Florida	2008-09
Hatchette, Matthew	WR	Langston	2003
Hawkins, Brent	DE	Illinois State	2006-07
Hayward, Reggie	DE	Iowa State	2005-09
Henderson, John	DT	Tennessee	2002-09
Hendricks, Tommy	LB	Michigan	2004
Herndon, Jimmy	OT	Houston	1996
Hollis, Mike	PK	Idaho	1995-2001
Holmes, Jaret	PK	Auburn	2001
Holt, Torry	WR	North Carolina State	2009
Howard, Chris	RB	Michigan	1998-2000
Howard, Desmond	WR	Michigan	1995
Hudson, Chris	S	Colorado	1995-98
Hughes, Nate	WR	Alcorn State	2008-09
Humphrey, Deon	LB	Florida State	2003
Hunter, Wayne	OT	Hawaii	2006
Huntington, Greg	G/C	Penn State	1995-97

SCOUTS

STAFF

PLAYERS

HISTORY

RECORDS

MISC.



— I —			
Ingram, Clint	LB	Oklahoma	2006-09
Ingram, Steve	G/OT	Maryland	1999
Inzer, Drew	C/G	Brown	2002
Iwuh, Brian	LB	Colorado	2006-09

— J —			
Jackson, Grady	DT	Knoxville	2007
Jackson, Lenzie	WR	Arizona State	1999
Jackson, Willie	WR	Florida	1995-97
James, William	CB	Western Illinois	2008
Janes, Ron	FB	Missouri	1998
Jennings, Rashad	RB	Liberty	2009
Johnson, Anthony	RB	Notre Dame	2000
Johnson, Kevin	WR	Syracuse	2003
Johnson, Patrick	WR	Oregon	2002
Johnson, Rob	QB	Southern California	1995-97
Johnson, Tommy	CB	Alabama	1995
Jones, Brian	TE	Arkansas-Pine Bluff	2004-05
Jones, Damon	TE	Southern Illinois	1997-2001
Jones, George	RB	San Diego State	1998
Jones, Greg	FB/RB	Florida State	2004-09
Jones, Matt	WR	Arkansas	2005-08
Jones-Drew, Maurice	RB/KR	UCLA	2006-09
Jordan, Leander	G/OT	Indiana (Pa.)	2002
Jordan, Randy	RB	North Carolina	1995-97
Joseph, Elvis	RB	Southern	2001-02
Jurkovic, John	DT	Eastern Illinois	1996-98

— K —			
Kadela, Dave	OT	Virginia Tech	2002
Keith, Craig	TE	Lenoir-Rhyne	1995
Kennedy, Jimmy	DT	Penn State	2008
Knight, Sammy	S	Southern California	2007
Knighton, Terrance	DT	Temple	2009
Koch, Aaron	G/OT	Oregon State	2000-02
Kopp, Jeff	LB	Southern California	1996-98

— L —			
Lageman, Jeff	DE	Virginia	1995-98
Lake, Carnell	S	UCLA	1999-2000
Landolt, Kevin	DT	West Virginia	1999
Landri, Derek	DT	Notre Dame	2007-09
Laro, Gordon	TE	Boston College	1995
Ledford, Dwayne	G	East Carolina	2000
Leftwich, Byron	QB	Marshall	2003-06
Lemon, Cleo	QB	Arkansas State	2008
Leonard, Matt	DT	Stanford	2003
Leroy, Emarlos	DT	Georgia	1999-2000
Lewis, Jermaine	WR/KR	Maryland	2003-04
Lewis, Mercedes	TE	UCLA	2006-09
Lindsey, Steve	PK	Mississippi	1999-2000
Lockett, Kevin	WR	Kansas State	2002
Logan, Ernie	DE	East Carolina	1995-96
Logan, Mike	S	West Virginia	1997-2000
Lowe, Omari	CB	Washington	2008
Lowe, Reggie	LB	Troy State	1998
Lowry, Calvin	S	Penn State	2008
Luzar, Chris	TE	Virginia	2002-03

— M —			
Mack, Stacey	RB	Temple	1999-2002
Mackenzie, Malaefoe	FB	Southern California	2003
Maddox, Anthony	DT	Delta State	2004-05
Manning, Roy	LB	Michigan	2007
Manuwai, Vince	G	Hawaii	2003-09
Marler, Seth	PK	Tulane	2003
Marsh, Curtis	WR	Utah	1995-96
Martin, Jamie	QB	Weber State	1998, 2000
Marts, Lonnie	LB	Tulane	1999-2000
Mason, Eddie	LB	North Carolina	1998
Mason, Michael	DE	Kentucky State	2000
Massey, Robert	CB	North Carolina Central	1996
Masston, Le'Shai	FB	Baylor	1995-96
Mathis, Rashean	CB/S	Bethune-Cookman	2003-09
Matthews, Steve	QB	Memphis	1997

Mayfield, Corey	DT	Oklahoma	1995
McCardell, Keenan	WR	Nevada-Las Vegas	1996-2001
McClain, Jimmy	LB	Troy State	2004
McCown, Luke	QB	Louisiana Tech	2009
McCray, Bobby	DE	Florida	2004-07
McCree, Marlon	S	Kentucky	2001-03
McDaniel, Tony	DT	Tennessee	2006-08
McDougle, Stockar	G	Oklahoma	2006-07
McElmurry, Blaine	S	Montana	1998-99
McManus, Tom	LB	Boston College	1995-99
McQuistan, Paul	OL	Weber State	2009
Means, Natrone	RB	North Carolina	1996-97
Meester, Brad	C/G	Northern Iowa	2000-09
Meier, Rob	DL	Washington State	2000-09
Middleton, William	CB	Furman	2009
Miller, Bronzell	DE	Utah	1995
Miller, Craig	S	Utah State	2000
Miller, Drew	C/G	Florida	2008
Miller, Jim	QB	Michigan State	1997
Miller, Zach	TE	Nebraska-Omaha	2009
Mills, Javor	DE	Auburn	2002
Mincey, Jeremy	DE	Florida	2006-08
Mitchell, Anthony	S	Tuskegee	2003
Mitchell, Keith	LB	Texas A&M	2003
Mitchell, Pete	TE	Boston College	1995-98, 2002

Monroe, Eugene	OT	Virginia	2009
Moore, Will	WR	Texas Southern	1997-98
Moreau, Frank	RB	Louisville	2001
Moreland, Earthwind	CB	Georgia Southern	2001
Myslinski, Tom	G	Tennessee	1995

— N —			
Naeole, Chris	G	Colorado	2002-08
Navarre, Jeremy	DE	Maryland	2009
Nelson, Reggie	OT	McNeese State	2000
Nelson, Reggie	S	Florida	2007-09
Nesbit, Jamar	G	South Carolina	2003
Neufeld, Ryan	TE	UCLA	2000
Neujahr, Quentin	C	Kansas State	1998-2000
Newton, Cecil	C	Tennessee State	2009
Nickerson, Hardy	MLB	California	2000-01
Nkang, Chad	S	Elon	2007-08
Nori, Mark	OG	Boston College	1997-98
Norman, Dennis	WR	Princeton	2004-08
Northcutt, Dennis	WR	Arizona	2007-08
Novak, Jeff	G/OT	Southwest Texas State	1995-98
Nwaneri, Uche	G	Purdue	2007-09

— O —			
Ogden, Marques	OL	Howard	2003
Olson, Erik	S	Colorado State	2000
Orr, Shantee	LB	Michigan	2007
Owens, Chad	WR/KR	Hawaii	2005-07
Owens, Montell	RB	Maine	2006-09

— P —			
Parker, Chris	RB	Marshall	1997
Parker, Ricky	CB	San Diego State	1997
Pashos, Tony	OT	Illinois	2007-08
Patterson, Elton	DE	Central Florida	2004
Paup, Bryce	LB	Northern Iowa	1998-99
Payne, Seth	DT	Cornell	1997-2001
Pearman, Alvin	RB	Virginia	2005-06, 2008
Pearson, Mike	OT	Florida	2002-05
Pelshak, Troy	LB	North Carolina A&T	2000
Perryman, Ray	S	Northern Arizona	2003-04
Peterson, Greg	DT	North Carolina Central	2009
Peterson, Mike	LB	Florida	2003-08
Pettway, Kenny	DE	Grambling State	2006-07
Philcox, Todd	QB	Syracuse	1996
Podlesh, Adam	P	Maryland	2007-09
Porter, Jerry	WR	West Virginia	2008
Potter, Zach	TE	Nebraska	2009
Posey, Jeff	LB	Southern Mississippi	2001
Prince, Ryan	TE	Weber State	2001
Prioleau, Pierson	S	Virginia Tech	2008

COACHES

SCOUTS

STAFF

PLAYERS

HISTORY

RECORDS

MISC.



Pritchett, Kelvin	DT	Mississippi	1995-98	Taylor, Fred	RB	Florida	1998-2008
		- Q -		Taylor, Shannon	LB	Virginia	2003
Quinn, Jonathan	QB	Middle Tenn. State	1998-2001	Terrell, Daryl	G/OT	Southern Mississippi	2002
		- R -		Terry, Corey	LB	Tennessee	1999
Rainer, Wali	MLB	Virginia	2002	Thomas, Dave	CB	Tennessee	1995-99
Ransom, Derrick	DT	Cincinnati	2004	Thomas, Edward	LB	Georgia Southern	2000-02
Redmond, Jimmy	WR	McNeese State	2002-03	Thomas, Kiwaukee	CB	Georgia Southern	2000-04
Reyes, Tutan	G	Mississippi	2007-08	Thomas, Mike	WR	Arizona	2009
Richardson, David	CB	Cal Poly-SLO	2004-06	Thomas, Pat	LB	North Carolina State	2005-07
Richie, David	DE	Washington	2000	Thomas, Tra	OT	Florida State	2009
Rison, Andre	WR	Michigan State	1996	Thompson, Chris	CB	Nicholls State	2004
Roberson, Chris	CB	Eastern Michigan	2005	Thompson, Lamont	S	Washington State	2007
Roberson, James	DE	Florida State	1999	Thompson, Mike	DT	Wisconsin	1995
Robinson, Eddie	LB	Alabama State	1996-97	Threats, Jabbar	DE	Michigan State	1997-98
Robinson, Roderick	QB	Arkansas-Pine Bluff	2001	Tillman, Cedric	WR	Alcorn State	1995
Rodgers, Stefan	OT	Lambuth	2008	Toefield, LaBrandon	RB	Louisiana State	2003-07
Rombreg, Brett	C	Miami (Fla.)	2003-05	Trapp, James	CB	Clemson	2003
Ross, Micah	WR	Jacksonville	2001-03	Tuaolo, Esera	DT	Oregon State	1997
Royals, Mark	P	Appalachian State	2003	Tuipala, Joseph	MLB	San Diego State	2001-02
Russell, Brian	S	San Diego State	2009	Tylski, Rich	OG	Utah State	1996-99
		- S -				- U -	
Sadowski, Troy	TE	Georgia	1998	Underwood, Tiquan	WR	Rutgers	2009
Salaam, Ephraim	OT	San Diego State	2004-05	Upshaw, Regan	DE	California	1999
Schwartz, Bryan	MLB	Augustana (S.D.)	1995-99			- V -	
Scobee, Josh	PK	Louisiana Tech	2004-09	Venzke, Patrick	OT	Idaho	2001
Searcy, Leon	OT	Miami (Fla.)	1996-2000			- W -	
Seder, Tim	PK	Ashland (Ohio)	2002	Wade, John	C	Marshall	1998-2002
Sensabaugh, Gerald	S	North Carolina	2005-08	Wade, Todd	OL	Mississippi	2008
Settles, Tawambi	S	Duke	1998	Walker, Gary	DT	Auburn	1999-2001
Seward, Adam	LB	Nevada-Las Vegas	2009	Warren, Terrence	WR	Hampton	1995
Sharon, Charles	WR	Bowling Green	2006	Washington, Chauncey	RB	Southern California	2008
Shaw, Bobby	WR	California	2002	Washington, Dewayne	CB	North Carolina State	2004
Shaw, Tim	LB	Penn State	2008	Washington, Mickey	CB	Texas A&M	1995-96
Shelton, Daimon	FB	Sacramento State	1997-2000	Washington, Patrick	FB	Virginia	2001-02
Sheppard, Ashley*	LB	Clemson	1995	Weatherford, Steve	P	Illinois	2008
Shepherd, Gannon	OT	Duke	2000-01	Webb, Dee	CB	Florida	2006
Simmons, Clyde	DE	Western Carolina	1996-97	Wesley, Joe	LB	Louisiana State	2001
Sims-Walker, Mike	WR	Central Florida	2008-09	Westmoreland, Eric	LB	Tennessee	2001-03
Slaughter, T.J.	MLB	Southern Miss.	2000-03	Wheeler, Damen	CB	Colorado	2001
Smeenge, Joel	DE	Western Michigan	1995-2000	White, Chris	DE	Southern	1999
Smith, Anthony	S	Syracuse	2009	White, Jose	DE	Howard	1996-98
Smith, Bryan	LB	McNeese State	2009	White, Reggie	RB	Oklahoma State	2001
Smith, Daryl	LB	Georgia Tech	2004-09	White, Tracy	LB	Howard	2005
Smith, Emanuel	WR	Arkansas	2000	Whitfield, Bob	OT	Stanford	2004
Smith, Fernando	DE	Jackson State	1998	Whitted, Alvis	WR	North Carolina St.	1998-2001
Smith, Jeff	C	Tennessee	2000-01	Widell, Dave	C	Boston College	1995-97
Smith, Jimmy	WR	Jackson State	1995-2005	Wiegert, Zach	G/OT	Nebraska	1999-2002
Smith, Joe	RB	Louisiana Tech	2003	Wiley, Marcellus	DE	Columbia	2005-06
Smith, Larry	DT	Florida State	1999-2002	Wilford, Ernest	TE/WR	Virginia Tech	2004-07, 2009
Smith, Paul	QB	Tulsa	2008	Wilkerson, Bruce	OT	Tennessee	1995
Smith, Steve	CB	Oregon	2002	Williams, Brian	CB	North Carolina State	2006-08
Smolko, Isaac	TE	Penn State	2007	Williams, James	LB	Mississippi State	1995
Sorensen, Nick	S	Virginia Tech	2003-06	Williams, Jermaine	FB	Houston	2000
Soward, R. Jay	WR	Southern California	2000-01	Williams, Julius	DE	Connecticut	2009
Spencer, Charles	OT	Pittsburgh	2008	Williams, Lamanzer	DE	Minnesota	1998
Spicer, Paul	DE	Saginaw Valley State	2000-08	Williams, Mark	LB	Ohio State	1995
Stai, Brenden	OT	Nebraska	2000	Williams, Maurice	OT/G	Michigan	2001-09
Stambaugh, Phil	QB	Lehigh	2001	Williams, Randal	WR	New Hampshire	2001
Stanley, Montavious	DT	Louisville	2006, 2009	Williams, Reggie	WR	Washington	2004-08
Starks, Scott	CB	Wisconsin	2005-09	Williams, Sammy	OT	Oklahoma	2003
Stephens, Santo	LB	Temple	1995	Williams, Thomas	LB	Southern California	2008
Stephenson, Cameron	G	Rutgers	2008	Williamson, Troy	WR	South Carolina	2008-09
Stewart, James	RB	Tennessee	1995-99	Wimbush, Derrick	RB/KR	Fort Valley State	2005-06
Stewart, Rayna	S	Northern Arizona	1999-2000	Winborn, Jamie	LB	Vanderbilt	2005
Stith, Shyrone	RB	Virginia Tech	2000	Witherspoon, Brian	CB	Stillman	2008-09
Stokes, J.J.	WR	UCLA	2003	Woods, D'Juan	WR	Oklahoma State	2008
Storz, Erik	LB	Boston College	1998-2000	Wrightster, George	TE	Oregon	2003-08
Stroud, Marcus	DT	Georgia	2001-07	Wright, Kenny	CB	Northwestern State	2005
Studstill, Darren	S	West Virginia	1995-96	Wyche, James	DE	Syracuse	2006-09
Swift, Michael	CB	Austin Peay	2000	Wynn, Renaldo	DT	Notre Dame	1997-2001
		- T -				- Y -	
Tarle, Jim	PK	Arkansas State	2000-01	Yoder, Todd	TE	Vanderbilt	2004-05
Taylor, Cordell	CB	Hampton	1998	Young, David	S	Georgia Southern	2003



- Z -			
Zahursky, Steve	OT	Kent State	2001
Zelenka, Joe	TE/LS	Wake Forest	2001-08

* Cobb, Cornish and Sheppard were on the expanded 56-man roster (for expansion teams) during the first three weeks of the 1995 season

INJURED RESERVE

(never on 53-man roster)

Brown, Leon	RB	Eastern Kentucky	1995
Carey, Don	DB	Norfolk State	2009
Chambers, Derrick	G/OT	Florida	2002
Chustz, Joe	OT	Louisiana Tech	2000
Connolly, Dan	G	SE Missouri State	2006
Cotrone, Anthony	FB	Maine	2008
Davis, Jim	DE	Virginia Tech	2006
Fisher, John	DB	Western Missouri	1996
Horrocks, Theo	DT	Vanderbilt	2008
Jackson, Al	CB	Georgia	1995
Lewis, Jonathan	DT	Virginia Tech	2008
Mills, Javor	DE	Auburn	2003
Myles, Tywain	DT	Tarleton State	2008
Morabito, Tim	DT	Boston College	2002
Patterson, Elton	DE	Central Florida	2006
Price, Marcus	G	Louisiana State	1995
Roberson, Chris	CB	Eastern Michigan	2006
Smith, Brian	DE	Missouri	2007
Williams, Mike	OT	Texas	2006
Williams, Tony	DT	Memphis	2006
Ziemann, Chris	OT	Michigan	2002

PRACTICE SQUAD

DE Nathaniel Adibi (2004), RB Rich Alexis (2004), RB David Allen (2002-03), WR Chad Askew (1997), LB Stevie Baggs (2005), DE Troy Bailey (1999), DB Travarius Bain (2008), WR Donnell Baker (1997), DT David Barnard (1997), QB Richard Bartel (2009), OT Mark Bristol (2002), RB Jason Brookins (2000), CB Chris Brown (2003), TE Chris Brown (2008), OT Lester Brown (2005), OT Sean Bubin (2004), OT Andrew Carnahan (2007-08), WR Matt Cherry (2004), OT Ronald Cherry (1996), LB Sedic Clark (1996), DT James Clyburn (1998), RB DeAndre Cobb (2006), RB Leroy Collins (1999), DE Jomo Cousins (2000), LB Jamal Cox (1995), DL Walter Curry (2005, 2007), TE Charles Davis (2007-08), WR Chris Davis (2005), OT Seth Ditman (1996), G Konrad Dean (2003), QB Ben Dougherty (2006), WR Henry Douglas (2001), WR Damon Dunn (1998), LB Andrew Economos (2005), TE Greg Estandia (2006), G Derrick Fletcher (2004), WR Richmond Flowers (2001), OT Mike Flynn (1997), DE Randy Garner (2001), OT Ryan Gibbons (2006-07), DE Harold Gragg (1997), QB Quinn Gray (2003), OG Andrew Greene (1998), OT Sam Gutekunst (2007), C/G Brock Gutierrez (1998), DE Omar Hand (2004), WR Darren Hall (1999), LB Tyrone Hines (1997), G Tam Hopkins (2001), G Tyrone Hopson (2001), WR Mike Horacek (2000), WR Harrison Houston (1995), LB Aaron Humphrey (2002), QB Nate Hybl (2005), DE Michael Josiah (2003), RB Morgan Kane (2000), C David Kempfert (1999), LB James Kinney (2005), DB Jamar Landrom (2006), RB Keon Lattimore (2008), RB Steve Lee (1997), DT Matt Leonard (2003), CB Clarence Love (1999), DT Anthony Maddox (2004), DT Jeff Marriott (2000), C Tim Mattran (2008), LB Ryan McCoy (1995), OT Pete McMahon (2006), TE Rod Monroe (2000), CB Rashod Moulton (2007-08), LB Lamar Myles (2008-09), WR Ramondo North (2001-02), DE Gabe Nyenhuis (2004), TE Tevita Ofahengaue (2001), CB Jason Olford (2002), OT Chris Oltmanns (1996), WR Corey Parchman (2002), RB Chris Parker (1996), RB Allen Patrick (2009), RB Pepe Pearson (1998), S Kevin Peoples (1999), S Ray Perryman (2003), LB Duke Pettijohn (2002), TE Zach Potter (2009), LB Curtis Randall (2003), WR Jimmy Redmond (2001), LB Moses Regular (1996), QB Lester Ricard (2007), C Brett Romberg (2003, 2006), DT Richard Seals (2000), WR Charles Sharon (2007), DE Jason Simmons (1995), DT Henry Smith (2008), RB Joe Smith (2003), LB Brandon Southward (1999), WR Fred Stamps (2005), G Cameron Stephenson (2009), G Barry Stokes (1996), DE Rahman Streater (1999), G Joe Tate (2004), DE Josh Taves (1996), RB D.D. Terry (2007), WR Ryan Thelwell

(1999), RB Malcolm Thomas (1997-98), TE Mark Thomas (1998), LB Cedric Thornton (1996), LB Deryck Toles (2004), OT Keith Wagner (1996), LB Al Wallace (1997), G Chad Ward (2001), OT Craig Warren (1997), FB Lee Webb (2005), WR Huey Whittaker (2004), DE Seante Williams (2004), DB Jonathan Zenon (2008)

HEAD COACHES

Tom Coughlin	Syracuse	1995-2002
Jack Del Rio	Southern California	2003-09

ASSISTANT COACHES

Ken Anderson	Augustana	2003-06
Mark Asanovich	St. Cloud State	2003-08
Joe Baker	Princeton	1995-98
John Bonamego	Central Michigan	1999-2002
Paul Boudreau	Boston College	2003-05
Dave Campo	Central Connecticut State	2005-07
Dom Capers	Mount Union (Ohio)	1999-2000
Pete Carmichael	Montclair State	1995-99
Johnny Cox	Fort Lewis (Colo.)	2009
Joe DeCamillis	Wyoming	2007-08
Mark Duffner	William & Mary	2006-09
Les Ebert	Minnesota-Duluth	2004-08
Randy Edsall	Syracuse	1995-97
Perry Fewell	Lenoir-Rhyne	1998-2002
Greg Finnegan	Cornell	1998-2002
Frank Ganzs	Navy	2000-01
Jason George	Manitoba	2009
Kevin Gilbride	Southern Connecticut State	1995-96
Mike Haluchak	Southern California	2003-04
Ray Hamilton	Oklahoma	2003-07
Paul Haynes	Kent State	2001
Andy Heck	Notre Dame	2004-09
Donnie Henderson	Utah State	2008
Fred Hoaglin	Pittsburgh	1997-2001
Todd Howard	Texas A&M	2003-05
Jeff Hurd	Fort Hays (Kan.) State	1995-97
John Hufnagel	Penn State	2002
Jerald Ingram	Michigan	1995-2002
Dick Jauron	Yale	1995-98
Nate Kaczor	Utah State	2008-09
Thom Kaumeyer	Oregon	2008-09
Lane Kiffin	Fresno State	2000
Larry Kirksey	Eastern Kentucky	2003
Ty Knott	Oregon Tech	2002
Dirk Koetter	Idaho State	2007-09
Bob Ligascheky	Indiana (Pa.)	2004
Anthony Lynn	Texas Tech	2003-04
Mike Maser	Buffalo	1995-2002
Paul McCord	Western Maryland	2003
Garrick McGee	Oklahoma	2000-01
John McNulty	Penn State	1998-2002
Mark Michaels	Connecticut	2005-06
Gary Moeller	Ohio State	2001
Ted Monachino	Missouri	2006-09
Todd Monken	Knox College	2007-09
Bill Musgrave	Oregon	2003-04
Nick Nicolau	Southern Connecticut State	1995-96
Chris Palmer	Southern Connecticut State	1997-98
Jerry Palmieri	Montclair State	1995-2002
Larry Pasquale	Bridgeport (Conn.)	1995-99
John Pease	Utah	1995-2002
Bob Petrino	Carroll (Mont.)	1999-2001
Kennedy Pola	Southern California	2005-09
Mike Priefer	Navy	2002
Robert Prince	Humboldt State	2007-08
Alvin Reynolds	Indiana State	2003-07
Luke Richesson	Kansas	2009
Alfredo Roberts	Miami (Fla.)	2003-06
Pete Rodriguez	Western State	2004-06
Lucious Selmon	Oklahoma	1995-2002
Steve Shafer	Utah State	2003-04
Mike Shula	Alabama	2007-09
Carl Smith	Cal Poly-SLO	2005-06



Mike Smith	East Tennessee	2003-07
Tony Sparano	New Haven (Conn.)	2002
Mike Sullivan	Army	2002-03
Steve Szabo	Navy	1995-2002
Mike Tice	Maryland	2006-09
Mel Tucker	Wisconsin	2009
Cory Undlin	California Lutheran	2009
Brian VanGorder	Wayne State	2005
Steve Walters	Arkansas	2005-06
Gregg Williams	Northeast Missouri State	2008
Tom Williams	Washington	2007-08

JAGUARS BY COLLEGE

12 — Florida
 11 — Tennessee
 10 — Notre Dame
 9 — Virginia Tech, Washington
 8 — North Carolina, Penn State, Southern California, Virginia
 7 — Boston College, Florida State, Michigan
 6 — Arizona, Michigan State, North Carolina State, San Diego State, Syracuse, UCLA, West Virginia
 5 — California, Colorado, Louisville, Maryland, Missouri, Oklahoma, Washington State
 4 — Auburn, East Carolina, Georgia, Georgia Southern, Hawaii, Illinois, Kansas State, Louisiana Tech, Mississippi, Mississippi State, Nevada-Las Vegas, Pittsburgh, Wisconsin
 3 — Alabama, Arkansas, Arkansas State, Baylor, Cincinnati, Clemson, Colorado State, Duke, Georgia Tech, Hampton, Howard, Louisiana State, Marshall, McNeese State, Miami (Fla.), Nebraska, Northern Arizona, Ohio State, Oklahoma State, Oregon, Rutgers, South Carolina, Southern U., Southern Mississippi, Temple, Texas A&M, Utah, Vanderbilt
 2 — Alabama-Birmingham, Alabama State, Alcorn State, Arkansas-Pine Bluff, Boise State, Central Florida, Houston, Idaho, Iowa, Indiana, Jackson State, Marshall, Memphis, North Carolina A&T, Northern Iowa, Oregon State, Purdue, Rice, Stanford, Southwest Texas State, Texas, Texas Southern, Troy State, Tulane, Tuskegee, Utah State, Wake Forest, Weber State
 1 — Appalachian State, Arizona State, Augustana (S.D.), Austin Peay, Bethune-Cookman, Bowling Green, Brown, Cal Poly-SLO, Central State, Columbia, Connecticut, Cornell, Dartmouth, Delta State, Eastern Illinois, Eastern Kentucky, Eastern Michigan, Elon, Florida A&M, Fort Valley State, Fresno State, Furman, Grambling State, Illinois State, Indiana (Pa.), Iowa State, Jacksonville, Kent State, Kentucky, Kentucky State, Knoxville, Lambuth, Langston, Lehigh, Lenoir-Rhyne, Liberty, Louisiana-Lafayette, Louisiana-Monroe, Maine, Massachusetts, Miami (Ohio), Middle Tennessee State, Minnesota State, Mississippi Delta, Montana, New Hampshire, Nebraska-Omaha, Nebraska Wesleyan, Nevada-Reno, New Haven, New Mexico, Nichols State, North Carolina Central, Northwestern State, Princeton, Sacramento State, Saginaw Valley State, St. Cloud State, San Jose State, Santa Clara, Southeast Missouri State, Southern Illinois, Southwest Louisiana, Stillman, Temple, Tennessee Tech, Tulsa, Valdosta State, Western Carolina, Western Illinois, Western Michigan, Western New Mexico, William & Mary, Wyoming

JAGUARS BY NUMBERS

1 — Mike Hollis (1995-2001), John Carney (2007)
 2 — Steve Lindsey (1999-2000), Chris Hanson (2001-06)
 3 — Jaret Holmes (2001), Tim Seder (2002), Mark Royals (2003), Adam Podlesh (2007-09)
 4 — Bryan Barker (1995-2000), Todd Bouman (2007)
 5 — Todd Philcox (1996), Jim Tarle (2000-01), Danny Boyd (2002), Quinn Gray (2003-07)
 6 — Hayden Epstein (2002), Seth Marler (2003-04), Steve Weatherford (2008)
 7 — Steve Buerlein (1995), Will Furrer (1998), Richie Cunningham (2002), Byron Leftwich (2003-06)
 8 — Mark Brunel (1995-2003)
 9 — Brad Goebel (1995), David Garrard (2002-09)
 10 — Jamie Martin (1998, 2000), Roderick Robinson (2001), Kent Graham (2002), Josh Scobee (2004-09)
 11 — Rob Johnson (1995-97), Jay Fiedler (1999), Reggie Williams (2004-08), Mike Sims-Walker (2009)
 12 — Jim Miller (1997), Jonathan Quinn (1998-2001),

Paul Smith (2008), Luke McCown (2009)
 15 — John Broussard (2007)
 16 — Steve Matthews (1997), Troy Edwards (2004), Nate Hughes (2009)
 17 — Phil Stambaugh (2001), Jimmy Redmond (2003), Charles Sharon (2006-07), Cleo Lemon (2008)
 18 — Matt Jones (2005-08)
 19 — Ernest Wilford (2004-07), Tiquan Underwood (2009)
 20 — Chris Hudson (1995), Natrone Means (1996-97), Donovan Driou (1998-2006), Scott Starks (2007), Pierson Prieleau (2008), Kennard Cox (2009), Anthony Smith (2009)
 21 — Derral Boykin (1995), Tommy Johnson (1995), Aaron Beasley (1996-2001), Steve Smith (2002), Brad Franklin (2003), Juran Bolden (2004), Terry Cousin (2005-07), Drayton Florence (2008), Derek Cox (2009)
 22 — Bucky Brooks (1996-97), Tavian Banks (1998-99), Frank Moreau (2001), Reggie White (2001), Robert Bean (2002), LaBrandon Teefeld (2003-07), William James (2008)
 23 — Randy Jordan (1995-97), Cordell Taylor (1998), Corey Chamblin (1999), Anthony Johnson (2000), Ike Charlton (2002), Ray Perryman (2003-04), Dee Webb (2006), Jamaal Fudge (2007), Rashad Jennings (2009)
 24 — Harry Colon (1995), Rashid Gayle (1996), Chris Howard (1998-2000), Craig Miller (2000), Delvin Brown (2001), Kiwaukee Thomas (2003-04), Montell Owens (2006-09)
 25 — Mickey Washington (1995-96), Curtis Anderson (1997), Fernando Bryant (1999-2003), Kenny Wright (2005), Ahmad Carroll (2006), Reggie Nelson (2007-09)
 26 — Rogerick Green (1995), Kevin Devine (1997-98), Rayna Stewart (1999-2000), Ainsley Battles (2001-02), Blue Adams (2003), David Richardson (2004-06), Sammy Knight (2007), Omare Hand (2008), Kennard Cox (2008), Brian Russell (2009), Michael Coe (2009)
 27 — Vinnie Clark (1995-96), Deon Figures (1997-98), Shad Criss (2000), Earthwind Moreland (2001), Dames Wheeler (2001), Rashean Mathis (2003-09)
 28 — Monty Grow (1995), Dana Hall (1996-97), Fred Taylor (1998-2008)
 29 — Darren Carrington (1995), Ricky Parker (1997), Tawambi Settles (1998), Jason Craft (1999-2003), Chris Thompson (2004), Brian Williams (2006-08), William Middleton (2009)
 30 — Darren Studstill (1995-96), Michael Swift (2000), Dewayne Washington (2004), Kennard Cox (2009)
 31 — Daimon Shelton (1997-2000), Patrick Washington (2001-02), Chris Brown (2003), Scott Starks (2005-06, 2009), Aaron Glenn (2007)
 32 — Vaughn Dunbar (1995), Mike Logan (1997-2000), Marlon McCree (2001-03), David Allen (2004), Maurice Jones-Drew (2006-09)
 33 — James Stewart (1995-99), Shyrone Stith (2000), James Trapp (2003), Greg Jones (2004-09)
 34 — Reggie Cobb (1995), Roger Graham (1996), Zack Crockett (1998), Stacey Mack (1999-2002), David Allen (2003), Alvin Pearman (2005-06), Lamont Thompson (2007), Chauncey Washington (2008)
 35 — Le'Shai Maston (1995-96), Elvis Joseph (2001-02), Deke Cooper (2003-05)
 36 — Ryan Christopherson (1995-96), Ron Janes (1998), Renard Cox (2001), Derrick Wimbus (2005-06), Isaiah Gardner (2008), Courtney Greene (2009)
 37 — Chris Hudson (1996-98), Carnell Lake (1999-2000), David Young (2003), Deon Grant (2004-06), Calvin Luyry (2008), Sean Considine (2009)
 38 — Mike Dumay (1995), Blaine McElmurry (1998-99), Dan Alexander (2002), Chris Roberson (2005-06), Brian Witherspoon (2008-09)
 39 — Chris Parker (1997), Alvin Pearman (2008)
 40 — Gordon Laro (1995), Robert Massey (1996), Malaeofe MacKenzie (2003), Rich Alexis (2005)
 41 — Dave Thomas (1995-99), Kiwaukee Thomas (2000-02), Nick Sorensen (2003-06), Tyron Brackenberg (2009)
 42 — Ricky Bell (1996), Chad Dukes (2000), James Boyd (2001-02), Anthony Mitchell (2003), Jamaal Fudge (2006), Chad Nkang (2007-08), Gerald Alexander (2009)

COACHES

SCOUTS

STAFF

PLAYERS

HISTORY

RECORDS

MISC.



- 43 — George Jones (1998), Jermaine Williams (2000), Gerald Sensabaugh (2005-08)
- 44 — Bryan Dickerson (1995), Marc Edwards (2003-04), Brock Bolen (2009)
- 45 — Travis Davis (1995-98), JoJuan Armour (1999), Erik Olson (2000), Chris Fumatu-Ma'afala (2003-04)
- 48 — Chris Griffin (1996), Jeremy Cain (2009)
- 49 — Ty Hallock (1997)
- 50 — Tom Myslinski (1995), Eddie Robinson (1996-97), Erik Storz (1998-2000), Joe Wesley (2001), Tony Gilbert (2003-07), Russell Allen (2009)
- 51 — Mark Williams (1995), Kevin Hardy (1996-01), Akin Ayodele (2002-05), Clint Ingram (2006-09)
- 52 — Brant Boyer (1995-2000), Eric Westmoreland (2001-03), Daryl Smith (2004-09)
- 53 — Santo Stephens (1995), Nate Dingle (1996), Eddie Mason (1998), T.J. Slaughter (2000-03), Hakim Akbar (2003), Pat Thomas (2005-07), Shantee Orr (2007), Thomas Williams (2008), Bryan Smith (2009)
- 54 — Keith Goganious (1995), Ty Hallock (1996), James Hamilton (1997-98), Chester Burnett (1999), Troy Pelschak (2000), Donny Green (2001), Mike Peterson (2003-08), Quentin Groves (2009)
- 55 — Tom McManus (1995-99), Danny Clark (2000-03), Greg Favors (2004-05), Nick Greisen (2006), Roy Manning (2007), Adam Seward (2009), Chris Harrington (2009)
- 56 — Jeff Lageman (1995-98), Lonnie Marts (1999), Hardy Nickerson (2000-01), Bobby Brooks (2002), Shannon Taylor (2003), Deon Humphrey (2003), Jason Gildon (2004), Kenny Pettway (2006), Justin Durant (2007-09)
- 57 — Jeff Kopp (1996-98), Reggie Lowe (1998), Corey Terry (1999), Joseph Tuipala (2001-02), Tommy Hendricks (2004), Jamie Winborn (2005), Brent Hawkins (2006-07), Tim Shaw (2008), James Wyche (2009), Torrance Daniels (2009)
- 58 — Bryan Schwartz (1995-99), Lonnie Marts (2000), Jeff Posey (2001), Wali Rainer (2002), Hugh Douglas (2003), Jorge Cordova (2004-07), Marquis Cooper (2007)
- 59 — Reggie Clark (1995-96), Edward Thomas (2000-02), Keith Mitchell (2003), Jimmy McClain (2004), Tracy White (2005), Brian Iwuh (2006-09)
- 60 — Sammy Williams (2003)
- 61 — Emarlos Leroy (1999), Dan Connolly (2005-06), Drew Miller (2008)
- 62 — Ben Coleman (1995-99), Dennis Norman (2004-08)
- 63 — Frank Cornish (1995), Michael Cheever (1996-98), Brad Meester (2000-09)
- 64 — John Jurkovic (1996-98), Aaron Koch (2000-02), Jamar Nesbit (2003), Milford Brown (2008), Cecil Newton (2009)
- 65 — Bronzell Miller (1995), Quentin Neujahr (1998-2000), Chris Naeole (2002-08), Kynan Forney (2009)
- 66 — Shawn Bouvens (1995), Greg Huntington (1996-97), John Wade (1998-2002), Brett Romberg (2003-05), Derek Landri (2007-09)
- 67 — Jeff Novak (1995-98), Steve Ingram (1999), Gannon Shepherd (2000-01), Daryl Terrell (2002), Vince Manuwai (2003-09)
- 68 — Bruce Wilkerson (1995), Mark Nori (1997-98), Brenden Stai (2000), Derrick Fletcher (2004-05)
- 69 — Eugene Chung (1995), Mark Baniewicz (2000-01), Roger Chanoine (2002), Khalif Barnes (2005-08)
- 70 — Patrick Venzke (2001), Bob Whitfield (2004), Wayne Hunter (2006), Todd Wade (2008), Cameron Stephenson (2009)
- 71 — Tony Boselli (1995-2001)
- 72 — Leon Searcy (1996-2000), Steve Zahursky (2001), Derrick Spencers (2001), Mike Pearson (2002-05), Charles Spencer (2008), Jordan Black (2008), Tra Thomas (2009)
- 73 — Brian DeMarco (1995-98), Jeff Smith (2000-01), Dave Kadela (2002), Stockar McDougle (2006-07), Jimmy Kennedy (2008), Eben Britton (2009)
- 74 — Jimmy Herndon (1996), Lamanzer Williams (1998), Chris White (1999), Joe Chustz (2000), Maurice Williams (2001-09)
- 75 — Eric Curry (1998-99), Michael Mason (2000), Marcellus Wiley (2005-06), Stefan Rodgers (2008), Eugene Monroe (2009)
- 76 — Rich Tylski (1996-99), Dwayne Ledford (2000), Leander Jordan (2002-03), Ephraim Salaam (2004-05), Richard Collier (2006-07)
- 77 — Andre Davis (1996), Zach Wiegert (1999-2002), Marques Ogden (2003), Mike Compton (2004), Uche Nwaneri (2007-09)
- 78 — Greg Huntington (1995), Todd Fordham (1997-2002), Elton Patterson (2004, 06), Martin Chase (2005), Tutan Reyes (2007-08), Jordan Black (2009)
- 79 — Dave Widell (1995-97), Anthony Cessario (1999), Reggie Nelson (2000), Drew Inzer (2002), Tony Pashos (2007-08)
- 80 — Willie Jackson (1995-97), Kyle Brady (1999-2006), Isaac Smolko (2007), Jerry Porter (2008), Mike Thomas (2009)
- 81 — Desmond Howard (1995), Andre Rison (1996), Chris Griffin (1996), Will Moore (1997-98), R. Jay Soward (2000-01), Bobby Shaw (2002), Matthew Hatchette (2003), Mike Walker (2008), Torry Holt (2009)
- 82 — Jimmy Smith (1995-2005)
- 83 — Pete Mitchell (1995-98, 2002), Lenzie Jackson (1999), Greg DeLong (2000), Ryan Neufeld (2000), Joe Zelenka (2001), J.J. Stokes (2003), Kevin Johnson (2003), Todd Yoder (2004-05), Greg Estandia (2007-09)
- 84 — Ernest Givins (1995), Terrence Warren (1995), Reggie Barlow (1996-2000), Sean Dawkins (2001), Patrick Johnson (2002), Jermaine Lewis (2003-04), Chad Owens (2005-07), Troy Williamson (2008-09)
- 85 — Rich Griffith (1995-2000), Damon Gibson (2001-02), Henry Douglas (2002), Kevin Lockett (2002), Cortez Hankton (2003-06), Richard Angulo (2007-08), Ernest Wilford (2009)
- 86 — Derek Brown (1995-97), Alvis Whitted (1998-2001), Michah Ross (2001-03), Troy Edwards (2003), Brian Jones (2004-05), Dennis Northcutt (2007-08), Zach Miller (2009)
- 87 — Cedric Tillman (1995), Keenan McCardell (1996-2001), Jimmy Redmond (2002), George VVrightster (2003-08), Jarett Dillard (2009)
- 88 — Craig Keith (1995), Kendrick Bullard (1996), Ty Hallock (1996), Damon Jones (1997-2001), Joe Zelenka (2002-08), Zach Potter (2009)
- 89 — Curtis Marsh (1995-96), Troy Sadowski (1998), Emanuel Smith (2000), Randal Williams (2001), Ryan Prince (2001), Chris Luzar (2002-03), Marcedes Lewis (2006-09)
- 90 — James Williams (1995), Tony Brackens (1996-2003), Derrick Ransom (2004), James Wyche (2006), Grady Jackson (2007), Mkristo Bruce (2008), Julius Williams (2009)
- 91 — Paul Frase (1995-96), Seth Payne (1997-01), Marco Coleman (2002), Anthony Maddox (2004-05), Kenny Pettway (2007), Derrick Harvey (2008-09)
- 92 — Don Davey (1995-98), James Roberson (1999), Rob Meier (2000-09)
- 93 — Ernie Logan (1995-96), Esera Tualo (1997), Jose White (1998), Kevin Landolt (1999), Emarlos Leroy (2000), Stain Colinet (2002), Javor Mills (2002), Bobby McCray (2004-07), Quentin Groves (2008), Greg Peterson (2009)
- 94 — Kelvin Pritchett (1995-98), Larry Smith (1999-2002), Lionel Barnes (2003-04), Jim Davis (2005-06), Montavious Stanley (2006), Jeremy Mincey (2006-08), Jeremy Navarre (2009)
- 95 — Mike Thompson (1995), Jose White (1997), Bryce Paup (1998-99), Paul Spicer (2000-08), Montavious Stanley (2009)
- 96 — Bernard Carter (1995), Ashley Ferrando (1995), Clyde Simmons (1996-97), Sheppard Smith (1998), Gary Walker (1999-2001), Chris Combs (2002), Matt Leonard (2003), Willie Blade (2004), Eddie Freeman (2004), Tony McDaniel (2006-08), Terrance Knighton (2009)
- 97 — Ray Hall (1995), Juan Hammonds (1996), Renaldo Wynn (1997-2001), Clenton Ballard (2002), Brandon Green (2003-04), Reggie Hayward (2005-09)
- 98 — Corey Mayfield (1995), Jabbar Threats (1997-98), David Upshaw (1999), David Richie (2000), John Henderson (2003-09)
- 99 — Joel Smeenge (1995-2000), Marcus Stroud (2001-07), Atiyah Elison (2008-09)

COACHES

SCOUTS

STAFF

PLAYERS

HISTORY

RECORDS

MISC.



CAREER LEADERS

RUSHING YARDS

PLAYER	YEARS	NO	YARDS	AVG	LG	TD
Fred Taylor	1998-2008	2,428	11,271	4.6	80t	62
Maurice Jones-Drew	2006-09	842	3,924	4.7	80t	49
James Stewart	1995-99	765	2,951	3.9	44t	33
Mark Brunell	1995-2003	429	2,219	5.2	38	14
Stacey Mack	1999-2002	372	1,498	4.0	54	19
David Garrard	2002-09	314	1,467	4.7	41t	12
Natrone Means	1996-97	396	1,330	3.4	35	11
Greg Jones	2004-09	261	892	3.4	27	9

PASSING YARDS

PLAYER	YEARS	COMP	ATT	PCT	YARDS	TD	INT	RTG
Mark Brunell	1995-2003	2,184	3,616	60.4	25,698	144	86	85.4
David Garrard	2002-09	1,170	1,915	61.1	13,269	66	39	84.9
Byron Leftwich	2003-06	789	1,344	58.7	9,042	51	36	80.5
Quinn Gray	2003-07	101	180	56.1	1,252	12	5	88.5
Steve Beuerlein	1995	71	142	50.5	952	4	7	60.5
Jonathan Quinn	1998-2001	66	125	52.8	748	3	4	65.7
Jamie Martin	1998, 2000	49	78	62.8	662	4	1	101.5
Jay Fiedler	1999	61	94	64.9	656	2	2	83.5

RECEPTIONS

PLAYER	YEARS	REC	YARDS	AVG	LG	TD
Jimmy Smith	1995-2005	862	12,287	14.3	75	67
Keenan McCardell	1996-2001	499	6,393	12.8	67t	30
Fred Taylor	1998-2008	286	2,361	8.3	78t	8
Kyle Brady	1999-2006	241	2,500	10.4	42t	13
Maurice Jones-Drew	2006-09	201	1,782	8.9	51t	5
Pete Mitchell	1995-98, 2002	191	2,091	10.9	45	11
Reggie Williams	2004-08	189	2,322	12.3	80t	18
Matt Jones	2005-08	166	2,153	13.0	49	15
Ernest Wilford	2004-07, 2009	152	2,117	13.9	46	15

RECEIVING YARDS

PLAYER	YEARS	YARDS	REC	AVG	LG	TD
Jimmy Smith	1995-2005	12,287	862	14.3	75	67
Keenan McCardell	1996-2001	6,393	499	12.8	67t	30
Kyle Brady	1999-2006	2,500	241	10.4	42t	13
Fred Taylor	1998-2008	2,361	286	8.3	78t	8
Reggie Williams	2004-08	2,322	189	12.3	80t	18
Matt Jones	2005-08	2,153	166	13.0	49	15
Ernest Wilford	2004-07, 2009	2,117	152	13.9	46	15
Pete Mitchell	1995-98, 2002	2,091	191	10.9	45	11

INTERCEPTIONS

PLAYER	YEARS	NO	YARDS	AVG	LG	TD
Rashean Mathis	2003-09	28	487	17.4	72t	3
Aaron Beasley	1996-2001	15	279	18.6	93t	2
Donovin Darius	1998-2006	14	189	13.5	39	0
Chris Hudson	1995-98	8	61	7.6	23	0
Mike Peterson	2003-08	8	89	11.1	26t	1
Jason Craft	1999-2003	7	33	4.7	21	0
Dave Thomas	1995-99	7	77	11.0	36	0
Marlon McCree	2001-03	7	139	19.9	53	0
Deon Grant	2004-06	7	58	8.3	29	0
Reggie Nelson	2007-09	7	76	10.9	37	0

SCORING

PLAYER	YEARS	TD	TDR	TDP	TDRt	PAT	FG	2PT	POINTS
Mike Hollis	1995-2001	0	0	0	0	239	175	0	764
Josh Scobee	2004-09	0	0	0	0	189	122	0	555
Fred Taylor	1998-2008	70	62	8	0	0	0	2	424
Jimmy Smith	1995-2005	69	0	67	2	0	0	2	418
Maurice Jones-Drew	2006-09	56	49	5	2	0	0	0	336
James Stewart	1995-99	38	33	5	0	0	0	0	228
Keenan McCardell	1996-2001	30	0	30	0	0	0	5	190
Stacey Mack	1999-2002	20	19	1	0	0	0	0	120
Reggie Williams	2004-08	18	0	18	0	0	0	2	112



PUNT RETURN AVERAGE

PLAYER	YEARS	NO	FC	YARDS	AVG	LG	TD
Bobby Shaw	2002	25	17	310	12.4	69t	1
Brian Witherspoon	2008-09	24	12	270	11.3	42	0
David Allen	2003-04	42	17	468	11.1	52	0
Chris Hudson	1995-98	32	12	348	10.9	60	0
Reggie Barlow	1997-2000	146	61	1,581	10.8	85t	2
Desmond Howard	1995	24	8	246	10.3	40	0

KICKOFF RETURN AVERAGE

PLAYER	YEARS	NO	YARDS	AVG	LG	TD
Maurice Jones-Drew	2006-09	79	2,054	26.0	100t	2
Mike Thomas	2009	26	644	24.8	43	0
Derrick Wimbush	2005-06	47	1,136	24.2	91t	1
Brian Witherspoon	2008-09	76	1,818	23.9	51	0
Shyrone Stith	2000	33	785	23.8	47	0
Mike Logan	1997-2000	29	675	23.4	53	0
Reggie Barlow	1997-2000	70	1,634	23.3	92t	1
Jimmy Smith	1995-2001	26	589	22.7	89t	1
Elvis Joseph	2001-2002	44	990	22.5	95t	1

SACKS

PLAYER	YEARS	SACKS
Tony Brackens	1996-2003	55.0
Joel Smeenge	1995-2000	34.0
John Henderson	2002-09	29.0
Kevin Hardy	1996-2001	28.5
Paul Spicer	2000-08	28.5
Gary Walker	1999-2001	22.5
Marcus Stroud	2001-07	22.0
Bobby McCray	2003-07	22.0
Rob Meier	2000-09	21.5
Reggie Hayward	2005-09	17.5

TACKLES

PLAYER	YEARS	NO
Donovin Darius	1998-2006	858
Mike Peterson	2003-08	837
Kevin Hardy	1996-2001	789
Daryl Smith	2004-09	762
John Henderson	2002-09	563
Akin Ayodele	2002-05	489
Bryan Schwartz	1995-97	487
Tony Brackens	1996-2003	469
Marcus Stroud	2001-07	457
Rashean Mathis	2003-09	443

YEARLY LEADERS

RUSHING

YEAR	PLAYER	NO	YARDS	AVG	LG	TD
1995	James Stewart	137	525	3.8	22	2
1996	James Stewart	190	723	3.8	34	8
1997	Natrone Means	244	823	3.4	20	9
1998	Fred Taylor	264	1,223	4.6	77t	14
1999	James Stewart	249	931	3.7	44t	13
2000	Fred Taylor	292	1,399	4.8	71	12
2001	Stacey Mack	213	877	4.1	54	9
2002	Fred Taylor	287	1,314	4.6	63t	8
2003	Fred Taylor	345	1,572	4.6	62	6
2004	Fred Taylor	260	1,224	4.7	46	2
2005	Fred Taylor	194	787	4.1	71t	3
2006	Fred Taylor	231	1,146	5.0	76	5
2007	Fred Taylor	223	1,202	5.4	80t	5
2008	Maurice Jones-Drew	197	824	4.2	46t	12
2009	Maurice Jones-Drew	312	1,391	4.5	80t	15

PASSING

YEAR	PLAYER	ATT	CMP	PCT	YARDS	TD	INT	RTG
1995	Mark Brunell	346	201	58.1	2,168	15	7	82.6
1996	Mark Brunell	557	353	63.4	4,367	19	20	84.0
1997	Mark Brunell	435	264	60.7	3,281	18	7	91.2
1998	Mark Brunell	354	208	58.8	2,601	20	9	89.9
1999	Mark Brunell	441	259	58.7	3,060	14	9	82.0
2000	Mark Brunell	512	311	60.7	3,640	20	14	84.0
2001	Mark Brunell	473	289	61.1	3,309	19	13	84.1
2002	Mark Brunell	416	245	58.9	2,788	17	7	85.7
2003	Byron Leftwich	418	239	57.2	2,819	14	16	73.0
2004	Byron Leftwich	441	267	60.5	2,941	15	10	82.2
2005	Byron Leftwich	302	175	57.9	2,123	15	5	89.3
2006	David Garrard	241	145	60.2	1,735	10	9	80.5
2007	David Garrard	325	208	64.0	2,509	18	3	102.2
2008	David Garrard	535	335	62.6	3,620	15	13	81.7
2009	David Garrard	516	314	60.9	3,597	15	10	83.5



MISC. RECORDS HISTORY PLAYERS STAFF SCOUTS COACHES

RECEPTIONS

YEAR	PLAYER	REC	YDS	AVG	LG	TD	YEAR	PLAYER	REC	YDS	AVG	LG	TD
1995	Willie Jackson	53	589	11.1	45	5	2003	Jimmy Smith	54	805	14.9	67	4
1996	Keenan McCardell	85	1,129	13.3	52	3	2004	Jimmy Smith	74	1,172	15.8	65	6
1997	Keenan McCardell	85	1,165	13.7	60	5	2005	Jimmy Smith	70	1,023	14.6	45t	6
1998	Jimmy Smith	78	1,182	15.2	72t	8	2006	Reggie Williams	52	616	11.8	48	4
1999	Jimmy Smith	116	1,636	14.1	62	6	2007	Ernest Wilford	45	518	11.5	35	3
2000	Keenan McCardell	94	1,207	12.8	67t	5	2008	Matt Jones	65	761	11.7	35	2
2001	Jimmy Smith	112	1,373	12.3	35t	8	2009	Mike Sims-Walker	63	869	13.8	61t	7
2002	Jimmy Smith	80	1,027	12.8	47	7							

RECEIVING YARDS

YEAR	PLAYER	YDS	REC	AVG	LG	TD	YEAR	PLAYER	YDS	REC	AVG	LG	TD
1995	Willie Jackson	589	53	11.1	45	5	2003	Jimmy Smith	805	54	14.9	67	4
1996	Jimmy Smith	1,244	83	15.0	62	7	2004	Jimmy Smith	1,172	74	15.8	65	6
1997	Jimmy Smith	1,324	82	16.1	75	4	2005	Jimmy Smith	1,023	70	14.6	45t	6
1998	Jimmy Smith	1,182	78	15.2	72t	8	2006	Matt Jones	643	41	15.7	49	4
1999	Jimmy Smith	1,636	116	14.1	62	6	2007	Reggie Williams	629	38	16.6	80t	10
2000	Jimmy Smith	1,213	91	13.3	65t	8	2008	Matt Jones	761	65	11.7	35	2
2001	Jimmy Smith	1,373	112	12.3	35t	8	2009	Mike Sims-Walker	869	63	13.8	61t	7
2002	Jimmy Smith	1,027	80	12.8	47	7							

SCORING

YEAR	PLAYER	TD	TDR	TDP	PAT	FG	2PAT	POINTS
1995	Mike Hollis	0	0	0	27	20	0	87
1996	Mike Hollis	0	0	0	27	30	0	117
1997	Mike Hollis	0	0	0	41	31	0	134
1998	Mike Hollis	0	0	0	45	21	0	108
1999	Mike Hollis	0	0	0	37	31	0	130
2000	Mike Hollis	0	0	0	33	24	0	105
2001	Mike Hollis	0	0	0	29	18	0	83
2002	Stacey Mack	9	9	0	0	0	0	54
2003	Seth Marler	0	0	0	30	20	0	90
2004	Josh Scobee	0	0	0	21	24	0	93
2005	Josh Scobee	0	0	0	38	23	0	107
2006	Josh Scobee	0	0	0	41	26	0	119
2007	Josh Scobee	0	0	0	26	12	0	62
2008	Josh Scobee	0	0	0	33	19	0	90
2009	Maurice Jones-Drew	16	15	1	0	0	0	96

PUNT RETURNS

YEAR	PLAYER	NO	FC	YARDS	AVG	LG	TD
1995	Desmond Howard	24	8	246	10.3	40	0
1996	Chris Hudson	32	12	348	10.9	60	0
1997	Reggie Barlow	36	16	412	11.4	52	0
1998	Reggie Barlow	43	14	555	12.9	85t	1
1999	Reggie Barlow	38	17	414	10.9	74t	1
2000	Reggie Barlow	29	14	200	6.9	21	0
2001	Damon Gibson	38	22	333	8.8	24	0
2002	Bobby Shaw	25	17	310	12.4	69t	1
2003	David Allen	27	15	324	12.0	52	0
2004	Jermaine Lewis	23	7	227	9.9	50	0
2005	Alvin Pearman	49	15	410	8.4	24	0
2006	Alvin Pearman	32	16	283	8.8	29	0
2007	Dennis Northcutt	26	13	240	9.2	37	0
2008	Brian Witherspoon	17	9	192	11.3	38	0
2009	Mike Thomas	14	4	118	8.4	44	0

KICKOFF RETURNS

YEAR	PLAYER	NO	YDS	AVG	LG	TD	YEAR	PLAYER	NO	YDS	AVG	LG	TD
1995	Jimmy Smith	24	540	22.5	89t	1	2003	David Allen	41	831	20.3	61	0
1996	Randy Jordan	26	553	21.3	73	0	2004	Jermaine Lewis	21	386	18.4	26	0
1997	Willie Jackson	32	653	20.4	38	0	2005	Derrick Wimbush	39	955	24.5	91t	1
1998	Reggie Barlow	30	747	24.9	91	0	2006	Maurice Jones-Drew	31	860	27.7	93t	1
1999	Reggie Barlow	19	396	20.8	56	0	2007	Maurice Jones-Drew	31	811	26.2	100t	1
2000	Shyrone Stith	33	785	23.8	47	0	2008	Brian Witherspoon	52	1,250	24.0	51	0
2001	Damon Gibson	26	511	19.7	35	0	2009	Mike Thomas	26	644	24.8	43	0
2002	Elvis Joseph	27	562	20.8	53	0							



INTERCEPTIONS

YEAR	PLAYER	INT	YDS	AVG	LG	TD	YEAR	PLAYER	INT	YDS	AVG	LGTD
1995	Harry Colon	3	46	15.3	41	0	2001	Hardy Nickerson	3	4	1.3	2 0
1996	Chris Hudson	2	25	12.5	21	0		Aaron Beasley	3	0	0.0	0 0
	Kevin Hardy	2	19	9.5	13	0	2002	Marlon McCree	6	129	21.5	53 0
	Dave Thomas	2	7	3.5	8	0	2003	Mike Peterson	3	8	2.7	7 0
	Travis Davis	2	0	0.0	0	0	2004	Donovin Darius	5	80	16.0	37 0
1997	Deon Figures	5	48	9.6	32	0		Rashean Mathis	5	42	8.4	21 0
1998	Aaron Beasley	3	35	11.7	34	0	2005	Rashean Mathis	5	79	15.8	41t 1
	Chris Hudson	3	10	3.3	8	0	2006	Rashean Mathis	8	146	18.3	55 0
1999	Aaron Beasley	6	200	33.3	93t	2	2007	Reggie Nelson	5	76	15.2	37 0
2000	Rayna Stewart	2	37	18.5	24	0	2008	Rashean Mathis	4	151	37.8	72t 2
	Donovin Darius	2	26	13.0	21	0		Gerald Sensabaugh	4	38	9.5	23 0
	Mike Logan	2	14	7.0	14	0	2009	Derek Cox	4	6	1.5	6 0

PUNTING

YEAR	PLAYER	NO	YARDS	AVG	NET	TB	IN20	LG	BL
1995	Bryan Barker	82	3,591	43.8	38.6	5	19	63	0
1996	Bryan Barker	69	3,016	43.7	35.6	8	16	62	0
1997	Bryan Barker	66	2,964	44.9	38.8	8	27	64	0
1998	Bryan Barker	85	3,824	45.0	38.5	11	28	65	0
1999	Bryan Barker	78	3,260	41.8	36.9	6	32	83	0
2000	Bryan Barker	76	3,194	42.0	34.4	5	29	65	0
2001	Chris Hanson	82	3,577	43.6	37.1	12	24	59	0
2002	Chris Hanson	81	3,583	44.2	37.6	10	27	64	0
2003	Mark Royals	45	1,852	41.2	34.8	5	9	51	0
2004	Chris Hanson	84	3,592	42.8	35.5	9	28	69	0
2005	Chris Hanson	82	3,517	42.9	36.9	11	33	74	1
2006	Chris Hanson	72	2,920	40.6	33.4	7	20	58	1
2007	Adam Podlesh	54	2,249	41.6	36.9	2	14	76	0
2008	Steve Weatherford	21	915	43.6	37.7	3	2	57	0
2008	Adam Podlesh	46	1,989	43.2	36.6	5	12	60	0
2009	Adam Podlesh	72	3,017	41.9	38.3	5	23	64	0

SACKS

YEAR	PLAYER	SACKS
1995	Joel Smeenge	4.0
1996	Clyde Simmons	7.5
1997	Clyde Simmons	8.5
1998	Joel Smeenge	7.5
1999	Tony Brackens	12.0
2000	Tony Brackens	7.5
2001	Tony Brackens	11.0
2002	Marcus Stroud, John Henderson	6.5
2003	Tony Brackens	6.0
2004	Greg Favors, John Henderson	5.5
2005	Reggie Hayward	8.5
2006	Bobby McCray	10.0
2007	Paul Spicer	7.5
2008	Reggie Hayward	4.5
2009	John Henderson	3.0

TACKLES

YEAR	PLAYER	TACKLES
1995	Bryan Schwartz	161
1996	Eddie Robinson	165
1997	Bryan Schwartz	165
1998	Kevin Hardy	186
1999	Kevin Hardy	153
2000	Kevin Hardy	149
2001	Hardy Nickerson	230
2002	Wali Rainer	188
2003	Mike Peterson	167
2004	Mike Peterson	178
2005	Mike Peterson	190
2006	Daryl Smith	170
2007	Sammy Knight	132
2008	Mike Peterson	139
2009	Daryl Smith	150





1995 STATISTICS (4-12)

Head Coach: Tom Coughlin

DATE	OPPONENT	SCORE	W/L	ATT
Sep. 3	HOUSTON	3-10	L	72,363
Sep. 10	at Cincinnati	17-24	L	48,318
Sep. 17	at N.Y. Jets	10-27	L	49,970
Sep. 24	GREEN BAY	14-24	L	66,744
Oct. 1	at Houston	17-16	W	36,346
Oct. 8	PITTSBURGH	20-16	W	72,042
Oct. 15	CHICAGO	27-30	L	72,020
Oct. 22	at Cleveland	23-15	W	64,405
Oct. 29	at Pittsburgh	7-24	L	54,516
Nov. 5	Open date			
Nov. 12	SEATTLE	30-47	L	71,290
Nov. 19	at Tampa Bay	16-17	L	71,629
Nov. 26	CINCINNATI	13-17	L	68,249
Dec. 3	at Denver	23-31	L	72,231
Dec. 10	INDIANAPOLIS	31-41	L	66,099
Dec. 17	at Detroit	0-44	L	70,204
Dec. 24	CLEVELAND	24-21	W	66,007

	JAX	OPP
TOTAL FIRST DOWNS	283	320
Rushing	100	121
Passing	154	177
Penalty	29	22
3rd Down: Made/Att.	74/205	107/222
3rd Down Pct.	36.1	48.2
4th Down: Made/Att.	6/15	10/16
4th Down Pct.	40.0	62.5
POSSESSION AVG.	28:37	31:23
TOTAL NET YARDS	4495	5515
Average Per Game	280.9	344.7
Total Plays	962	1030
Average Per Play	4.7	5.4
NET YARDS RUSHING	1705	2003
Average Per Game	106.6	125.2
Total Rushes	410	504
NET YARDS PASSING	2790	3512
Average Per Game	174.4	219.5
Sacked/Yards Lost	57/354	17/72
Gross Yards	3144	3584
Att./Comp.	495/275	509/304
Completion Pct.	55.6	59.7
Had Intercepted	15	13
PUNTS/AVERAGE	82/43.8	61/42.0
NET PUNTING AVG.	38.6	36.1
PENALTIES/YARDS	121/970	102/958
FUMBLES/BALL LOST	23/13	22/11
TOUCHDOWNS	31	46
Rushing	9	17
Passing	19	28
Returns	3	1

BY PERIODS	1	2	3	4	OT	PTS
Jaguars	64	67	28	116	0	275
Opponents	75	138	91	100	0	404

SCORING	TD	RU	PA	RT	PAT	FG	S	TP
Hollis	0	0	0	0	2/28	20/27	0	87
Jackson	5	0	5	0	0	0	0	32
Smith	5	0	3	2	0	0	0	30
Brunell	4	4	0	0	0	0	0	24
Givins	3	0	3	0	0	0	0	18
Stewart	3	2	1	0	0	0	0	18
Tillman	3	0	3	0	0	0	0	18
Dunbar	2	2	0	0	0	0	0	12
Mitchell	2	0	2	0	0	0	0	12
Christopherson	1	1	0	0	0	0	0	6
Howard	1	0	1	0	0	0	0	6
Jordan	1	0	1	0	0	0	0	6
Washington	1	0	0	1	0	0	0	6
Jaguars	31	9	19	3	2/28	20/27	0	275
Opponents	46	17	28	1	45/95	27/31	1	404

PASSING	ATT	CMP	PCT	YARDS	YDS/ATT	TD	INT	LG	SK/YDS	RATING
Brunell	346	201	58.1	2168	6.27	15	7	45	39/238	82.6
Beuerlein	142	71	50.0	952	6.70	4	7	71t	17/103	60.5
Johnson	7	3	42.9	24	3.43	0	1	19	1/13	12.5
Jaguars	495	275	55.6	3144	6.35	19	15	71t	57/354	75.0
Opponents	509	304	59.7	3584	7.04	28	13	68t	17/72	88.9

RUSHING	NO	YDS	AVG	LG	TD
Stewart	137	525	3.8	22	2
Brunell	67	480	7.2	27t	4
Dunbar	110	361	3.3	26	2
Maston	41	186	4.5	21	0
Jordan	21	62	3.0	10	0
Beuerlein	5	32	6.4	13	0
Cobb	9	18	2.0	5	0
Johnson	3	17	5.7	7	0
Christopherson	16	16	1.0	10	1
Howard	1	8	8.0	8	0
Jaguars	410	1705	4.2	27t	9
Opponents	504	2003	4.0	88t	17

RECEIVING	NO	YDS	AVG	LG	TD
Jackson	53	589	11.1	45	5
Mitchell	41	527	12.9	35	2
Tillman	30	368	12.3	28	3
Givins	29	280	9.7	18	3
Howard	26	276	10.6	24	1
J. Smith	22	288	13.1	33	3
Stewart	21	190	9.0	38	1
Maston	18	131	7.3	19	0
Griffith	16	243	15.2	39	0
Marsh	7	127	18.1	34	0
Jordan	5	89	17.8	71t	1
Keith	3	20	6.7	9	0
Dunbar	2	11	5.5	8	0
Laro	1	6	6.0	6	0
Christopherson	1	-1	-1.0	-1	0
Jaguars	275	3144	11.4	71t	19
Opponents	304	3584	11.8	68t	28

INTERCEPTIONS	NO	YDS	AVG	LG	TD
Colon	3	46	15.3	41	0
Williams	2	19	9.5	16	0
Goganious	2	11	5.5	6	0
Washington	1	48	48.0	48t	1
Carrington	1	17	17.0	17	0
Smeenge	1	12	12.0	12	0
Grow	1	2	2.0	2	0
Clark	1	0	0.0	0	0
Dumas	1	0	0.0	0	0
Jaguars	13	155	11.9	48t	1
Opponents	15	178	11.9	45	0

PUNTING	NO	YDS	AVG	NET	TR	IN	LG	B
Barker	82	3591	43.8	38.6	5	19	63.0	0
Jaguars	82	3591	43.8	38.6	5	19	63.0	0
Opp.	61	2564	42.0	36.1	6	30	58.1	0

PUNT RET	NO	FC	YDS	AVG	LG	TD
Howard	24	8	246	10.3	40	0
Givins	2	0	-7	-3.5	-1	0
Tillman	2	0	6	3.0	9	0
Jackson	1	0	-2	-2.0	-2	0
Jaguars	29	8	243	8.4	40	0
Opponents	45	11	323	7.2	25	0

KICKOFF RET	NO	YDS	AVG	LG	TD
J. Smith	24	540	22.5	89t	1
Jackson	19	404	21.3	47	0
Marsh	15	323	21.5	39	0
Howard	10	178	17.8	24	0
Dunbar	2	32	16.0	21	0
Jordan	2	41	20.5	21	0
Griffith	1	9	9.0	9	0
Maston	1	5	5.0	5	0
Jaguars	74	1532	20.7	94t	1
Opponents	54	1278	23.7	95t	1

2-point conversions: W. Jackson, Jaguars 1-3.
Opponents 0-1

Standings: Fifth in AFC Central

FGS	1-19	20-29	30-39	40-49	50+
Hollis	0/0	7/9	7/8	4/7	2/3
Jaguars	0/0	7/9	7/8	4/7	2/3
Opponents	2/2	10/10	9/9	5/8	1/2

Hollis: (36N, 26G), (29G), (34G), (1), (22G), (53G), (32G), (47N, 49G, 40G, 54N), (31G), (1), (26G), (50G), (29G), (22G), (41N, 47B, 36G, 39G), (47G), (27B, 37G), (27N), (42G, 21G, 34G)

Opponents: (19G), (42G, 48N), (21G, 48G), (47N, 49G), (29G, 53G, 32G, 52N), (41G, 19G, 22G), (25G, 21G, 20G), (36G, 29G, 21G), (36G), (25G), (53G), (31G), (38G), (22G, 44G), (38G, 39G, 33G), (40N)

SACKS	Smeede	4.0	Davey	3.0	Lageman	3.0	Logan	3.0
Mayfield	1.5	Pritchett	1.5	Fraser	1.0	Jaguars	17	

Opponents 57.

TACKLES (Solo, Assists, Total)
Schwartz (88-73-161), Goganious (59-73-132), Pritchett (50-51-101), Colon (58-22-80), J. Williams (49-30-79), Davey (39-36-75), Smeenge (40-33-73), V. Clark (59-10-69), Washington (57-6-65), Lageman (35-20-55), Dumas (36-18-54), M. Williams (26-23-49), T. Davis (30-11-41), Thomas (32-7-39), Mayfield (18-16-34), McManus (15-16-31), Frase (16-13-29), Carrington (14-4-18), Logan (10-6-16), Grow (4-5-9), Stephens (3-6-9), Carter (3-5-8), Sheppard (6-1-7), Hall (5-1-5), Green (4-2-8), R. Clark (1-4-5), Miller (0-2-2), Thompson (0-2-2)

USUAL STARTING LINEUP

OFFENSE
WR Ernest Givins (9)
WR Jimmy Smith (4)
LT Tony Boselli (12)
LG Shawn Bouvens (9)
TE Jeff Novak (7)
C Dave Widell (16)
RG Tom Myslinski (9)
Ben Coleman (5)
RT Brian DeMarco (16)
TE Rich Griffith (15)
Pete Mitchell (5)
WR Willie Jackson (10)
Desmond Howard (6)
QB Mark Brunell (10)
Steve Beuerlein (6)
RB James Stewart (8)
Vaughn Dunbar (6)
FB Le'Shai Maston (10)

DEFENSE
LE Joel Smeenge (11)
LT Kelvin Pritchett (16)
RT Don Davey (12)
RE Jeff Lageman (11)
Paul Frase (5)
SLB Keith Goganious (10)
James Williams (6)
MLB Bryan Schwartz (9)
Keith Goganious (5)
WLB Mark Williams (10)
Joel Smeenge (4)
LCB Vinnie Clark (16)
Mickey Washington (16)
LS Harry Colon (11)
Travis Davis (5)
RS Mike Dumas (8)
Harry Colon (5)



1996 STATISTICS (9-7)

Head Coach: Tom Coughlin

Postseason: 2-1

Standings: Second in AFC Central

DATE	OPPONENT	SCORE	W/L	ATT
Sep. 1	PITTSBURGH	24-9	W	70,210
Sep. 8	HOUSTON	27-34	L	66,468
Sep. 15	at Oakland	3-17	L	46,291
Sep. 22	at New England (OT)	25-28	L	59,446
Sep. 29	CAROLINA	24-14	W	71,537
Oct. 6	at New Orleans	13-17	L	34,231
Oct. 13	N.Y. JETS	21-17	W	65,699
Oct. 20	at St. Louis	14-17	L	60,066
Oct. 27	at Cincinnati	21-28	L	45,890
Nov. 3	Open date			
Nov. 10	BALTIMORE	30-27	W	64,628
Nov. 17	at Pittsburgh	3-28	L	58,879
Nov. 24	at Baltimore (OT)	28-25	W	57,384
Dec. 1	CINCINNATI	30-27	W	57,408
Dec. 8	at Houston	23-17	W	20,196
Dec. 15	SEATTLE	20-13	W	66,134
Dec. 22	ATLANTA	19-17	W	71,449
Dec. 28	at Buffalo	30-27	W	70,213
Jan. 4	at Denver	30-27	W	75,678
Jan. 12	at New England	6-20	L	60,190

	JAX	OPP
TOTAL FIRST DOWNS	325	316
Rushing	90	110
Passing	208	181
Penalty	27	25
3rd Down: Made/Att.	87/208	93/211
3rd Down Pct.	41.8	44.1
4th Down: Made/Att.	5/8	3/8
4th Down Pct.	62.5	37.5
POSSESSION AVG.	31:18	28:42
TOTAL NET YARDS	5760	5095
Average Per Game	360.0	318.4
Total Plays	1038	993
Average Per Play	5.5	5.1
NET YARDS RUSHING	1650	1781
Average Per Game	103.1	111.3
Total Rushes	431	447
NET YARDS PASSING	4110	3314
Average Per Game	256.9	207.1
Sacked/Yards Lost	50/257	37/237
Gross Yards	4367	3551
Att./Comp.	557/353	509/291
Completion Pct.	63.4	57.2
Had Intercepted	20	13
PUNTS/AVERAGE	69/43.7	71/42.0
NET PUNTING AVG.	69/35.6	71/34.5
PENALTIES/YARDS	127/1006	97/800
FUMBLES/BALL LOST	29/10	26/14
TOUCHDOWNS	33	37
Rushing	13	9
Passing	19	24
Returns	1	4

BY PERIODS	1	2	3	4	OT	PTS
Jaguars	68	80	80	94	3	325
Opponents	70	117	65	80	3	335

SCORING	TD	RU	PA	RT	PAT	FG	S	TP
Hollis	0	0	0	0	27/27	30/36	0	117
Stewart	10	8	2	0	0	0	0	60
Smith	7	0	7	0	0	0	0	42
Brunell	3	3	0	0	0	0	0	22
McCardell	3	0	3	0	0	0	0	22
Jackson	3	0	3	0	0	0	0	20
Means	3	2	1	0	0	0	0	18
Rison	2	0	2	0	0	0	0	12
Mitchell	1	0	1	0	0	0	0	6
Washington	1	0	0	1	0	0	0	6
Jaguars	33	13	19	1	27/27	30/36	0	325
Opponents	37	9	24	4	33/35	26/34	0	335

PASSING	ATT	CMP	PCT	YARDS	YDS/ATT	TD	INT	LG	SK/YDS	RATING
Brunell	557	353	63.4	4367	7.84	19	20	62	50/257	84.0
Jaguars	557	353	63.4	4367	7.84	19	20	62	50/257	84.0
Opponents	509	291	57.2	3551	6.98	24	13	63t	37/237	83.9

RUSHING	NO	YDS	AVG	LG	TD
Stewart	190	723	3.8	34	8
Means	152	507	3.3	35	2
Brunell	80	396	5.0	33	3
Maston	8	22	2.8	7	0
Jackson	1	2	2.0	2	0
Jaguars	431	1650	3.8	35	13
Opponents	447	1781	4.0	76	9

RECEIVING	NO	YDS	AVG	LG	TD
McCardell	85	1129	13.3	52	3
Smith	83	1244	15.0	62	7
Mitchell	52	575	11.1	30	1
Rison	34	458	13.5	61t	2
Jackson	33	486	14.7	58	3
Stewart	30	177	5.9	21t	2
Brown	17	141	8.3	16	0
Means	7	45	6.4	11t	1
Maston	6	54	9.0	17	0
Griffith	5	53	10.6	18	0
Hallack	1	5	5.0	5	0
Jaguars	353	4367	12.4	62	19
Opponents	291	3551	12.2	63t	24

INTERCEPTIONS	NO	YDS	AVG	LG	TD
Hudson	2	25	12.5	21	0
Penalty	2	19	9.5	13	0
Thomas	2	7	3.5	8	0
Davis	2	0	0.0	0	0
Brackens	1	27	27.0	27	0
Hall	1	20	20.0	20	0
Clark	1	15	15.0	15	0
Washington	1	1	1.0	1	0
Beasley	1	0	0.0	0	0
Jaguars	13	114	8.8	27	0
Opponents	20	370	18.5	92t	3

PUNTING	NO	YDS	AVG	NET	TB	IN	LG	B
Barker	69	3016	43.7	35.6	8	16	62	0
Jaguars	69	3016	43.7	35.6	8	16	62	0
Opp.	71	2979	42.0	34.5	9	19	70	0

PUNT RET.	NO	FC	YDS	AVG	LG	TD
Hudson	32	12	348	10.9	60	0
McCardell	1	1	2	2.0	2	0
Thomas	1	0	1	1.0	1	0
Jaguars	34	13	351	10.3	60	0
Opponents	44	7	400	9.1	40	0

KICKOFF RET.	NO	YDS	AVG	LG	TD
Jordan	26	553	21.3	73	0
Brooks	17	412	24.2	36	0
Bullard	7	157	22.4	36	0
Jackson	7	149	21.3	27	0
Bell	6	119	19.8	28	0
Griffith	2	24	12.0	16	0
Maston	2	49	24.5	29	0
Jaguars	67	1463	21.8	73	0
Opponents	71	1674	23.6	62	0

2-point conversions: Brunell 2, McCardell 2, Jackson 1, Jaguars 5-6, Opponents 1-2

FGS	1-19	20-29	30-39	40-49	50+
Hollis	2/2	9/9	12/14	5/8	2/3
Jaguars	2/2	9/9	12/14	5/8	2/3
Opponents	0/0	16/16	5/7	5/10	0/1

Hollis: (52G), (38G, 37G, 31N), (33G), (42N, 27G), (53G), (48N, 36G, 19G), (35G, 40G), (1, 1), (5/3G, 24G), (40G), (29G, 41N, 34G), (25G, 46G, 40G, 39G, 39G, 20G), (51N, 34G, 38G, 31G), (36G, 19G, 39G), (23G, 26G, 22G, 42G).

Opponents: (48G, 29G, 23G), (32G, 29G), (32G), (23G, 30G, 29G, 44N, 41G, 40G), (45N), (27G), (20G, 36N), (25G), (1), (21G, 21G), (51N), (21G, 29G, 41G, 33G, 49N), (42B, 22G, 34G), (44N, 27G), (27G, 24G), (46G, 30N)

SACKS

Jaguars 5.5, Brackens 7.0, Hardy 5.5, Smeenge 5.0, Lageman 4.5, Pritchett 2.0, Beasley 1.0, Jurkovic 1.0, Robinson 1.0, Davey 0.5, T. Davis 0.5, Hudson 0.5, Jaguars 37, Opponents 50.

TACKLES (Solo, Assists, Total)

Robinson (67-98-165), Hardy (65-65-130), McManus (57-62-119), Washington (65-9-74), Jurkovic (39-33-72), Simmons (25-41-66), Brackens (43-22-65), T. Davis (40-25-65), Hudson (50-14-64), Lageman (46-16-64), Hall (42-18-60), Davey (26-34-60), Smeenge (20-23-43), Schwartz (20-22-42), Pritchett (17-22-39), Thomas (33-3-36), Massey (30-4-34), Beasley (25-6-31), Clark (15-1-16), Boyer (3-4-7), Frase (1-6-7), Logan (4-0-4), Brooks (4-0-4), Bell (2-1-3), A. Davis (0-2-2)

USUAL STARTING LINEUP

OFFENSE

WR Andre Rison (9)
LT Jimmy Smith (7)
LT Tony Boselli (16)
LG Ben Coleman (16)
C Dave Widell (14)
RG Brian DeMarco (9)
RB Rich Tryniski (7)
RT Leon Searcy (16)
TE Derek Brown (14)
Pete Mitchell (7)
WR Keenan McCardell (15)
QB Mark Brunell (16)
RB James Stewart (11)
Natrone Means (4)
FB Le'Shai Maston (8)

DEFENSE

LE Joel Smeenge (10)
Jeff Lageman (6)
LT Don Davey (11)
RT John Jurkovic (11)
RE Clyde Simmons (13)
SLB Kevin Hardy (15)
MLB Tom McManus (11)
WLB Eddie Robinson (15)
LCB Aaron Beasley (5)
Dave Thomas (5)
Vinnie Clark (4)
RCB Mickey Washington (16)
LS Dana Hall (9)
Travis Davis (7)
RS Chris Hudson (16)



COACHES
SCOUTS
STAFF
PLAYERS
HISTORY
RECORDS
MISC.

1997 STATISTICS (11-5)

Head Coach: Tom Coughlin

Postseason: 0-1

Standings: Second in AFC Central

DATE	OPPONENT	SCORE	W/L	ATT
Aug. 31	at Baltimore	28-27	W	61,018
Sep. 7	NY GIANTS	40-13	W	70,581
Sep. 14	Open date			
Sep. 22	PITTSBURGH	30-21	W	73,016
Sep. 28	at Washington	12-24	L	74,421
Oct. 5	CINCINNATI	21-13	W	67,128
Oct. 12	PHILADELPHIA	38-21	W	69,150
Oct. 19	at Dallas	22-26	L	64,464
Oct. 26	at Pittsburgh (OT)	17-23	L	57,011
Nov. 2	at Tennessee	30-24	W	27,208
Nov. 9	KANSAS CITY	24-10	W	70,444
Nov. 16	TENNESSEE	17- 9	W	70,070
Nov. 23	at Cincinnati	26-31	L	55,158
Nov. 30	BALTIMORE	29-27	W	63,712
Dec. 7	NEW ENGLAND	20-26	L	73,446
Dec. 14	at Buffalo	20-14	W	41,231
Dec. 21	at Oakland	20-9	W	40,032
Dec. 27	at Denver	17-42	L	74,481

	JAX	OPP
TOTAL FIRST DOWNS	308	318
Rushing	103	107
Passing	187	190
Penalty	18	21
3rd Down: Made/Att.	82/209	102/226
3rd Down Pct.	39.2	45.1
4th Down: Made/Att.	5/12	12/23
4th Down Pct.	41.7	52.2
POSSESSION AVG.	29:40	30:20
TOTAL NET YARDS	5424	5238
Average Per Game	339.0	327.4
Total Plays	998	1035
Average Per Play	5.4	5.1
NET YARDS RUSHING	1720	1734
Average Per Game	107.5	108.4
Total Rushes	454	455
NET YARDS PASSING	3704	3504
Average Per Game	231.5	219.0
Sacked/Yards Lost	40/218	48/331
Gross Yards	3922	3835
Att./Comp.	504/313	532/320
Completion Pct.	62.1	60.2
Had Intercepted	9	14
POINTS/AVERAGE	66/44.9	73/41.9
NET PUNTING AVG.	66/38.8	73/34.4
PENALTIES/YARDS	110/914	90/800
FUMBLES/BALL LOST	17/11	26/15
TOUCHDOWNS		
Rushing	43	39
Passing	20	12
Returns	3	3

BY PERIODS	1	2	3	4	OT	PTS
Jaguars	117	111	66	100	0	394
Opponents	65	91	58	98	6	318

SCORING	TD	RU	PA	RT	PAT	FG	S	TP
Hollis	0	0	0	0	41/41	31/36	0	124
Means	9	9	0	0	0	0	0	54
Stewart	9	8	1	0	0	0	0	54
McCardell	5	0	5	0	0	0	0	30
Mitchell	4	0	4	0	0	0	0	24
Smith	4	0	4	0	0	0	0	24
Jackson	2	0	2	0	0	0	0	14
Brunell	2	2	0	0	0	0	0	12
Hudson	2	0	2	0	0	0	0	12
Jones	2	0	2	0	0	0	0	12
Barlow	1	0	0	1	0	0	0	6
Brown	1	0	1	0	0	0	0	6
Hallock	1	0	1	0	0	0	0	6
Johnson	1	1	0	0	0	0	0	6
Jaguars	43	20	20	3	41/41	31/36	0	394
Opponents	39	12	24	3	31/32	17/25	0	318

PASSING	ATT	CMP	PCT	YARDS	YDS/ATT	TD	INT	LG	SK/YDS	RATING
Brunell	435	264	60.7	3281	7.54	18	7	75	33/189	91.2
Matthews	40	26	65.0	275	6.88	0	0	43	1/0	84.9
Johnson	28	22	78.6	344	12.29	2	2	40	6/29	111.9
Barker	1	1	100.0	22	22.0	0	0	22	0/0	118.8
Jaguars	504	313	62.1	3922	7.78	20	9	75	40/218	92.0
Opponents	532	320	60.2	3835	7.21	24	14	64t	48/331	86.3

RUSHING	NO	YDS	AVG	LG	TD
Means	244	823	3.4	20	9
Stewart	136	555	4.1	33	8
Brunell	48	257	5.4	15	2
Johnson	10	34	3.4	25t	1
Hallock	4	21	5.3	11	0
Jackson	3	14	4.7	13	0
Matthews	1	10	10.0	10	0
Shelton	6	4	0.7	2	0
Jordan	1	2	2.0	2	0
Barker	1	0	0.0	0	0
Jaguars	454	1720	3.8	33	20
Opponents	455	1734	3.8	30	12

RECEIVING	NO	YDS	AVG	LG	TD
McCardell	85	1164	13.7	60	5
Smith	82	1324	16.1	75	4
Stewart	41	336	8.2	40	1
Mitchell	35	380	10.9	33	4
Hallock	18	131	7.3	23	1
Jackson	17	206	12.1	45	2
Means	15	104	6.9	21	0
Brown	8	84	10.5	21	0
Jones	5	87	17.4	26t	2
Barlow	5	74	14.8	29	0
Hall	1	22	22.0	22	0
Moore	1	10	10.0	10	0
Jaguars	313	3922	12.5	75	20
Opponents	320	3835	12.0	64t	24

INTERCEPTIONS	NO	YDS	AVG	LG	TD
Figures	5	48	9.6	32	0
Hudson	3	26	8.7	23	0
Thomas	2	34	17.0	23	0
Davis	1	23	23.0	23	0
Kopp	1	9	9.0	9	0
Beasley	1	5	5.0	5	0
Robinson	1	0	0.0	0	0
Jaguars	14	145	10.4	32	0
Opponents	9	184	20.4	47t	2

PUNTING	NO	YDS	AVG	NET	TB	IN	LG	B
Barker	66	2964	44.9	38.8	8	27	64	0
Jaguars	65	2964	44.9	38.8	8	27	64	0
Opp.	73	3060	41.9	34.4	7	20	72	1

PUNT RET	NO	FC	YDS	AVG	LG	TD
Barlow	36	16	412	11.4	52	0
Jaguars	36	16	412	11.4	52	0
Opponents	29	7	241	8.3	25	0

KICKOFF RET	NO	YDS	AVG	LG	TD
Jackson	32	653	20.4	38	0
Barlow	10	267	26.7	92t	1
Logan	10	236	23.6	39	0
Mitchell	2	17	8.5	12	0
Davis	1	9	9.0	9	0
Hallock	1	6	6.0	6	0
Moore	1	36	36.0	36	0
Parker	1	9	9.0	9	0
Jaguars	58	1233	21.3	92t	1
Opponents	77	1730	22.5	85	0

2-point conversions: Jackson 1, Jaguars 1-2, Opponents 1-6

FGS	1-19	20-29	30-39	40-49	50+
Hollis	2/2	12/14	8/9	7/9	2/2
Jaguars	2/2	12/14	8/9	7/9	2/2
Opponents	1/1	3/3	9/12	4/8	0/1

Hollis: (43N), (29G, 52G, 35N, 42G), (29N, 20G, 45G, 38N, 27G), (30G, 42G, 25G, 47G), (27N), (38G), (J, 20G), (30G, 30G, 37G), (52G), (23G), (21G, 35G, 29G, 25G), (41G, 42G, 31G, 29G, 22G), (44N), (19G, 47G), (19G, 23G)

Opponents: (33G, 25G), (I, 40B), (33N, 41G), (I, 43N), (37G, 21G, 63N), (19G), (33N, 36G, 41N), (45G), (41N, 35G), (20G), (I, 44G, 41G, 33G, 39G, 32N), (38G, 31G), (33G)

SACKS

Simmons 8.5, Brackens 7.0, Smeenge 6.5, Lageman 5.0, Davey 3.0, Pritchett 3.0, Hardy 2.5, Wynn 2.5, Davis 2.0, Robinson 2.0, Boyer 1.5, Hamilton 1.0, Kopp 1.0, Tualo 1.0, Schwartz 0.5, Jaguars 48, Opponents 40.

TACKLES (Solo, Assists, Total)

Schwartz (69-96-165), Robinson (70-91-161), T. Davis (88-28-116), Thomas (75-13-88), Hudson (61-19-80), Hardy (34-39-73), Simmons (31-40-71), Figures (60-3-63), Brackens (36-26-62), Wynn (25-35-60), Lageman (26-30-56), Smeenge (25-30-55), Davey (16-38-54), Pritchett (20-24-44), Boyer (27-16-43), Payne (13-19-32), Beasley (26-5-31), Tualo (12-14-26), Kopp (7-7-14), Hall (11-3-14), Devine (7-1-0), Jurkovic (4-2-0), White (3-3-6), Logan (5-0-5), Hamilton (2-2-3), Brooks (1-1-2), Parker (0-1-1)

USUAL STARTING LINEUP

OFFENSE

- WR Jimmy Smith (16)
- LT Tony Boselli (12)
- LG Ben Coleman (12)
- C Dave Widell (12)
- Michael Cheever (4)
- RG Rich Tylski (11)
- Brian DeMarco (5)
- RT Leon Searcy (16)
- TE Pete Mitchell (12)
- Derek Brown (8)
- WR Keenan McCardell (16)
- QB Mark Brunell (14)
- RB Natrone Means (11)
- James Stewart (5)
- FB Ty Hallock (7)

DEFENSE

- LE Jeff Lageman (16)
- LT Renaldo Wynn (8)
- KEVIN PRITCHETT (5)
- RT Don Davey (10)
- Seth Payne (5)
- RE Clyde Simmons (13)
- SLB Kevin Hardy (11)
- MLB Bryan Schwartz (16)
- WLB Eddie Robinson (13)
- LCB Dave Thomas (9)
- Aaron Beasley (7)
- RCB Deon Figures (9)
- Dave Thomas (7)
- LS Travis Davis (16)
- RS Chris Hudson (16)



1998 STATISTICS (11-5)

Head Coach: Tom Coughlin

Postseason: 1-1

Standings: First in AFC Central

DATE	OPPONENT	SCORE	W/L	ATT
Sep. 6	at Chicago	24-23	W	56,614
Sep. 13	KANSAS CITY	21-16	W	69,821
Sep. 20	BALTIMORE	24-10	W	67,069
Sep. 27	at Tennessee	27-22	W	34,656
Oct. 4	Open date			
Oct. 12	MIAMI	28-21	W	74,051
Oct. 18	at Buffalo	16-17	L	77,635
Oct. 25	at Denver	24-37	L	75,217
Nov. 1	at Baltimore	45-19	W	68,915
Nov. 8	CINCINNATI	24-11	W	67,040
Nov. 15	TAMPA BAY	29-24	W	72,974
Nov. 22	at Pittsburgh	15-30	L	59,124
Nov. 29	at Cincinnati	34-17	W	55,432
Dec. 6	DETROIT	37-22	W	70,717
Dec. 13	TENNESSEE	13-16	L	65,657
Dec. 20	at Minnesota	10-50	L	64,363
Dec. 28	PITTSBURGH	21-3	W	74,143
Jan. 3	NEW ENGLAND	25-10	W	71,139
Jan. 10	at N.Y. Jets	24-34	L	78,817

	JAX	OPP
TOTAL FIRST DOWNS	287	309
Rushing	111	108
Passing	153	178
Penalty	23	23
3rd Down: Made/Att	94/220	81/222
3rd Down Pct.	42.7	36.5
4th Down: Made/Att	4/8	10/20
4th Down Pct.	50.0	50.0
POSSESSION AVG.	28:59	31:01
TOTAL NET YARDS	5214	5559
Avg. Per Game	325.9	347.4
Total Plays	989	1057
Avg. Per Play	5.3	5.3
NET YARDS RUSHING	2102	2000
Avg. Per Game	131.4	125.0
Total Rushes	487	450
NET YARDS PASSING	3112	3559
Avg. Per Game	194.5	222.4
Sacked/Yards Lost	39/231	30/209
Gross Yards	3243	3768
Att./Comp.	463/269	577/325
Completion Pct.	58.1	56.3
Had Intercepted	12	13
PUNTS/AVERAGE	85/45.0	78/43.5
NET PUNTING AVG.	85/38.5	78/34.0
PENALTIES/YARDS	121/898	109/953
FUMBLES/BALL LOST	18/8	25/17
TOUCHDOWNS	47	36
Rushing	19	9
Passing	24	23
Returns	4	4

BY PERIODS	1	2	3	4	OT	PTS
Jaguars	100	127	81	84	0	392
Opponents	42	138	53	105	0	338

SCORING	TD	RU	PA	RT	PAT	FG	S	TP
Hollis	0	0	0	0	45/45	21/26	0	108
Taylor	17	14	3	0	0	0	0	102
Smith	8	0	0	0	0	0	0	48
McCardell	6	0	6	0	0	0	0	38
Jones	4	0	4	0	0	0	0	24
Stewart	3	2	1	0	0	0	0	18
Mitchell	2	0	2	0	0	0	0	12
Banks	1	0	0	0	0	0	0	6
Barlow	1	0	0	0	0	0	0	6
Beasley	1	0	0	0	0	0	0	6
Darius	1	0	0	0	0	0	0	6
Quinn	1	0	0	0	0	0	0	6
Shelton	1	0	0	0	0	0	0	6
Whitted	1	0	0	0	0	0	0	6
Jaguars	47	19	24	4	45/45	21/26	0	392
Opponents	36	9	23	4	30/30	30/35	0	338

PASSING	ATT	CMP	PCT	YARDS	YDS/ATT	TD	INT	LG	SK/YDS	RATING
Brunell	354	208	58.8	2601	7.35	20	9	78t	28/172	89.9
Quinn	64	34	53.1	387	6.05	2	3	64	9/49	62.4
Martin	45	27	60.0	355	7.89	2	0	67t	2/10	99.8
Jaguars	463	269	58.1	3343	7.22	24	12	78t	39/231	87.1
Opponents	577	325	56.3	3768	6.53	23	13	79t	30/209	80.1

RUSHING	NO	YDS	AVG	LG	TD
Taylor	264	1223	4.6	77t	14
Stewart	53	217	4.1	30	2
Brunell	49	192	3.9	18	0
Banks	26	140	5.4	51	1
Jones	39	121	3.1	21	0
Shelton	30	95	3.2	16	1
Quinn	11	77	7.0	17	1
Howard	7	16	2.3	5	0
Whitted	3	13	4.3	16	0
Martin	5	8	1.6	6	0
Jaguars	487	2102	4.3	77t	19
Opponents	450	2000	4.4	61	9

RECEIVING	NO	YDS	AVG	LG	TD
Smith	78	1182	15.2	72t	8
McCardell	64	892	13.9	67t	6
Taylor	44	421	9.6	78t	3
Mitchell	38	363	9.6	38	2
Barlow	11	168	15.3	31	0
Shelton	10	79	7.9	19	0
Jones	8	90	11.3	31t	4
Stewart	6	42	7.0	19	1
Banks	4	20	5.0	10	0
Whitted	2	61	30.5	55	0
Jones	1	9	9.0	9	0
Moore	1	9	9.0	9	0
Crockett	1	4	4.0	4	0
Howard	1	3	3.0	3	0
Jaguars	269	3343	12.4	78t	24
Opponents	325	3768	11.6	79t	23

INTERCEPTIONS	NO	YDS	AVG	LG	TD
Beasley	3	35	11.7	34	0
Hudson	3	10	3.3	8	0
Hardy	2	40	20.0	24	0
Davis	2	34	17.0	34	0
Devine	1	0	0.0	0	0
Figures	1	0	0.0	0	0
Thomas	1	0	0.0	0	0
Jaguars	13	119	9.2	34	0
Opponents	12	216	18.0	78t	3

PUNTING	NO	YDS	AVG	NET	TB	IN	LG	B
Barker	85	3824	45.0	38.5	11	28	65	0
Jaguars	85	3824	45.0	38.5	11	28	65	0
Opp.	78	3395	43.5	34.0	8	17	67	0

PUNT RET.	NO	FC	YDS	AVG	LG	TD
Barlow	43	14	555	12.9	85t	1
Logan	2	0	26	13.0	17	0
Jaguars	45	14	581	12.9	85t	1
Opponents	40	11	332	8.3	25	0

KICKOFF/RET.	NO	YDS	AVG	LG	TD
Barlow	30	747	24.9	91	0
Logan	18	414	23.0	53	0
Banks	5	133	26.6	65	0
Jones	2	-1	-5.0	0	0
Mitchell	2	27	13.5	14	0
Fordham	1	0	0.0	0	0
Jones	1	21	21.0	21	0
McCardell	1	15	15.0	15	0
Sadowski	1	0	0.0	0	0
Moore	0	10	---	10	0
Jaguars	61	1366	22.4	91	0
Opponents	76	1858	24.4	88t	1

2-point conversions: McCardell, Jaguars 1-2
Opponents 1-6

FGS	1-19	20-29	30-39	40-49	50+
Hollis	1/1	8/10	8/9	4/5	0/1
Jaguars	1/1	8/10	8/9	4/5	0/1
Opponents	1/1	7/7	12/12	7/11	3/4

Hollis: (23G) (37N, 21N) (34G, 25B) (18G, 36G) (45N) (35G, 23G, 27G) (45G, 51N) (39G) (39G) (31G, 27G, 34G) (1) (23G, 47G) (44G, 43G, 30G) (21G, 29G) (25G) (1)

Opponents: (45G, 35G, 42N, 19G) (36G, 43G, 29G) (25G) (34G, 32G, 32G) (54N) (24G) (31G, 63G, 32G) (1) (50G) (34G) (38G, 29G, 41G) (42N, 30G) (47N, 34G, 24G, 45G) (28G, 30G, 41G) (48G, 53G, 44G) (47N, 24G)

SACKS

Smeege 7.5, Paup 6.5, Brackens 3.5, Pritchett 3.0, White 3.0, Smith 2.0, Hardy 1.5, Boyer 1.0, Wynn 1.0, Davis 0.5, Jurkovic 0.5, Jaguars 30, Opponents 39.

TACKLES (Solo, Assists, Total)

Hardy (100-86-186), Schwartz (49-64-113), Paup (56-50-106), Darius (61-44-105), Beasley (70-16-86), Thomas (51-18-69), Smeege (24-42-66), T. Davis (44-20-64), Hudson (44-20-64), Jurkovic (23-38-61), Wynn (25-33-58), McManus (17-32-49), Brackens (26-22-48), Figures (37-9-46), White (18-20-38), Pritchett (23-14-37), Logan (16-13-29), Boyer (11-15-26), F. Smith (9-17-26), Curry (4-11-15), Payne (5-8-13), Mason (5-4-9), Hamilton (2-3-5), Settles (3-1-4), McElmurry (2-1-3), Threats (1-1-2), Devine (1-0-1)

USUAL STARTING LINEUP

OFFENSE

WR	Jimmy Smith (15)
LT	Tony Boselli (15)
LG	Ben Coleman (15)
C	Quentin Neujharg (16)
RG	Brian DeMarco (8)
	Rich Tylski (7)
RT	Leon Searcy (15)
TE	Pete Mitchell (16)
	Damon Jones (7)
WR	Keenan McCardell (15)
QB	Mark Brunell (14)
RB	Fred Taylor (12)
FB	Daimon Shelton (8)

DEFENSE

LE	Joel Smeege (14)
LT	John Jurkovic (9)
	Kelvin Pritchett (5)
RT	John Jurkovic (7)
	Kelvin Pritchett (4)
	Renaldo Wynn (4)
RE	Tony Brackens (8)
	Renaldo Wynn (7)
SLB	Bryce Paup (16)
MLB	Bryan Schwartz (12)
	Tom McManus (4)
WLB	Kevin Hardy (16)
LCB	Aaron Beasley (15)
RCB	Dave Thomas (12)
	Deon Figures (4)
LS	Donovon Darius (13)
RS	Chris Hudson (13)



COACHES
SCOUTS
STAFF
PLAYERS
HISTORY
RECORDS
MISC.

1999 STATISTICS (14-2)

Head Coach: Tom Coughlin

Postseason: 1-1

Standings: First in AFC Central

DATE	OPPONENT	SCORE	W/L	ATT
Sep. 12	SAN FRANCISCO	41-3	W	68,678
Sep. 19	at Carolina	22-20	W	64,261
Sep. 26	TENNESSEE	19-20	L	61,502
Oct. 3	at Pittsburgh	17-3	W	57,308
Oct. 11	at N.Y. Jets	16-6	W	78,216
Oct. 17	CLEVELAND	24-7	W	62,047
Oct. 24	Open date			
Oct. 31	at Cincinnati	41-10	W	49,138
Nov. 7	at Atlanta	30-7	W	68,466
Nov. 14	BALTIMORE	6-3	W	67,391
Nov. 21	NEW ORLEANS	41-23	W	69,772
Nov. 28	at Baltimore	30-23	W	68,428
Dec. 2	PITTSBURGH	20-6	W	68,806
Dec. 13	DENVER	27-24	W	71,357
Dec. 19	at Cleveland	24-14	W	72,038
Dec. 26	at Tennessee	14-41	L	66,641
Jan. 2	CINCINNATI	24-7	W	70,532
Jan. 15	MIAMI	62-7	W	75,173
Jan. 23	TENNESSEE	14-33	L	75,206

	JAX	OPP
TOTAL FIRST DOWNS	331	248
Rushing	116	72
Passing	194	159
Penalty	21	17
3rd Down: Made/Att	92/230	72/215
3rd Down Pct.	40.0	33.5
4th Down: Made/Att	5/10	5/20
4th Down Pct.	50.0	25.0
POSSESSION AVG.	31:57	28:03
TOTAL NET YARDS	5586	4324
Avg. Per Game	349.1	270.9
Total Plays	1085	951
Avg. Per Play	5.1	4.6
NET YARDS RUSHING	2091	1444
Avg. Per Game	130.7	90.3
Total Rushes	514	373
NET YARDS PASSING	3495	2880
Avg. Per Game	218.4	180.6
Sacked/Yards Lost	36/221	57/373
Gross Yards	3716	3263
Att./Comp.	535/320	521/291
Completion Pct.	59.8	55.9
Had Intercepted	11	19
PUNTS/AVERAGE	78/41.8	96/41.4
NET PUNTING AVG.	78/36.9	96/34.5
PENALTIES/YARDS	90/755	93/728
FUMBLE/BALL LOST	18/7	31/11
TOUCHDOWNS	42	24
Rushing	20	6
Passing	16	18
Returns	6	0

BY PERIODS	1	2	3	4	OT	PTS
Jaguars	61	109	103	123	0	396
Opponents	44	81	40	52	0	217

SCORING TD	RD	PA	RT	PAT	FG	S	TP	
Hollis	0	0	0	0	37/37	31/38	0	130
J. Stewart	13	13	0	0	0	0	0	78
J. Smith	6	6	0	0	0	0	0	38
F. Taylor	6	6	0	0	0	0	0	36
McCardell	5	5	0	0	0	0	0	32
Jones	4	0	4	0	0	0	0	24
Beasley	2	0	2	0	0	0	0	12
Brady	1	0	1	0	0	0	0	8
Brunell	1	1	0	0	0	0	0	8
Barlow	1	0	0	1	0	0	0	6
Brackens	1	0	0	1	0	0	0	6
Craft	1	0	0	1	0	0	0	6
Whitted	1	0	0	1	0	0	0	6
Team	0	0	0	0	0	2	4	6
Smeenge	0	0	0	0	0	1	2	6
Jaguars	42	20	16	6	37/37	31/38	3	396
Opponents	24	6	18	0	22/22	17/18	0	217

PASSING	ATT	CMP	PCT	YARDS	YDS/ATT	TD	INT	LG	SK/YDS	RATING
Brunell	441	259	58.7	3060	6.94	14	9	62	29/174	82.0
Fiedler	94	61	64.9	656	6.98	2	2	25t	7/47	83.5
Jaguars	535	320	59.8	3716	6.95	16	11	62	36/221	82.3
Opponents	521	291	55.9	3263	6.26	18	19	65t	57/373	71.0

RUSHING	NO	YDS	AVG	LG	TD
J. Stewart	249	931	3.7	44t	13
Taylor	159	732	4.6	52	6
Brunell	47	208	4.4	15	1
Banks	23	82	3.6	21	0
Howard	13	55	4.2	22	0
Mack	7	40	5.7	19	0
Fiedler	13	26	2.0	15	0
Whitted	1	9	9.0	9	0
Barker	1	6	6.0	6	0
Shelton	1	2	2.0	2	0
Jaguars	514	2091	4.1	52	20
Opponents	373	1444	3.9	46	6

RECEIVING	NO	YDS	AVG	LG	TD
J. Smith	116	1636	14.1	62	6
McCardell	78	891	11.4	49	5
Brady	32	346	10.8	30	1
J. Stewart	21	108	5.1	19	0
Jones	19	221	11.6	31	4
Barlow	16	202	12.6	31	0
Banks	14	137	9.8	38	0
Shelton	12	87	7.3	13	0
Taylor	10	83	8.3	41	0
Howard	1	8	8.0	8	0
Wiegert	1	-3	-3.0	-3	0
Jaguars	320	3716	11.6	62	16
Opponents	291	3263	11.2	65t	18

INTERCEPTIONS	NO	YDS	AVG	LG	TD
Beasley	6	200	33.3	93t	2
Darius	4	37	9.3	29	0
Thomas	2	36	18.0	36	0
Brackens	2	16	8.0	16t	1
Bryant	2	0	0.0	0	0
McElmurry	1	26	26.0	26	0
Marts	1	10	10.0	10	0
Boyer	1	5	5.0	5	0
Jaguars	19	330	17.4	93t	3
Opponents	11	149	13.5	43	0

PUNTING	NO	YDS	AVG	NET	TR	IN	LG	B
Barker	78	3260	41.8	36.9	6	32	83	0
Jaguars	78	3260	41.8	36.9	6	32	83	0
Opp.	96	3976	41.4	34.5	10	21	75	1

PUNT RET	NO	FC	YDS	AVG	LG	TD
Barlow	38	17	414	10.9	74t	1
McCardell	6	4	41	6.8	19	0
Logan	1	0	7	7.0	7	0
Jaguars	45	21	462	10.3	74t	1
Opponents	37	12	259	7.0	36	0

KICKOFF RET	NO	YDS	AVG	LG	TD
Barlow	19	396	20.8	56	0
Whitted	8	187	23.4	98t	1
Mack	6	112	18.7	32	0
Banks	5	78	15.6	20	0
Jackson	3	58	19.3	23	0
McCardell	2	19	9.5	10	0
Chamblin	1	6	6.0	6	0
Logan	1	25	25.0	25	0
Shelton	1	0	0.0	0	0
Jones	0	0	---	---	0
Jaguars	46	881	19.2	98t	1
Opponents	64	1474	23.0	66	0

2-point conversions: Brady, Brunell, McCardell, Smith, Jaguars 4-5, Opponents 0-2

FGS	1-19	20-29	30-39	40-49	50+
Hollis	0/0	12/13	8/9	10/15	1/1
Jaguars	0/0	12/13	8/9	10/15	1/1
Opponents	0/0	3/3	5/6	8/8	1/1

Hollis: (41G,32G,50G,42G) (36G,40G,31G,49N) (42G) (27G,41G) (32G,44G,21G) (20G,36G,24G) (43G,21G) (27G,48B,24G,34G) (28G,28G,41N) (45G,32G) (I) (25G,32G) (49G,23G) (49N,41G,48N) (I) (34N,27G,28N)

Opponents: (42G) (I) (44G,48G) (48G) (33G,42G) (I) (29G) (I) (23G) (52G,39N) (46G,31G,33G) (40G,38G) (40G) (I) (30G,20G) (I)

SACKS
Brackens 12.0, Hardy 10.5, Walker 10.0, Smeenge 5.0, Boyer 4.0, Lake 3.5, L. Smith 3.0, Marts 2.0, Beasley 1.5, Payne 1.5, Wynn 1.5, Paup 1.0, Curry 0.5, Jaguars 57, Opponents 36.

TACKLES (Solo, Assists, Total)
Hardy (87-66-153), Darius (68-47-115), Marts (66-46-112), Bryant (64-14-78), Brackens (47-29-76), Lake (56-15-71), Walker (34-37-71), Beasley (55-12-67), Payne (20-40-60), Smeenge (28-28-56), Paup (23-29-52), Boyer (23-20-43), Wynn (9-28-37), McElmurry (21-7-28), L. Smith (10-14-24), Thomas (12-3-15), Curry (4-6-10), McManus (5-4-9), Leroy (2-6-8), R. Stewart (3-5-8), Spawh (4-4-8), Schwartz (3-3-6)

USUAL STARTING LINEUP
OFFENSE
WR Jimmy Smith (16)
LT Tony Boselli (16)
LG Ben Coleman (12)
C John Wade (16)
RG Zach Wiegert (12)
RT Leon Searcy (16)
TE Kyle Brady (12)
RB Damon Jones (8)
WR Keenan McCardell (15)
QB Mark Brunell (15)
RB Fred Taylor (9)
James Stewart (7)
FB Daimon Shelton (9)

DEFENSE
LE Renaldo Wynn (10)
Joel Smeenge (7)
LT Gary Walker (16)
RT Seth Payne (16)
RE Tony Brackens (15)
SLB Bryce Paup (14)
MLB Lonnie Marts (16)
WLB Kevin Hardy (16)
LCB Fernando Bryant (16)
RCB Aaron Beasley (16)
SS Donovan Darius (16)
FS Carnell Lake (16)



COACHES
STAFF
PLAYERS
HISTORY
RECORDS
MISC.

2001 STATISTICS (6-10)

Head Coach: Tom Coughlin

Standings: Fifth in AFC Central

DATE	OPPONENT	SCORE	W/L	ATT
Sept. 9	PITTSBURGH	21-3	W	63,785
Sept. 23	TENNESSEE	13-6	W	65,994
Sept. 30	CLEVELAND	14-23	L	57,875
Oct. 7	at Seattle	15-24	L	54,524
Oct. 14	Open date			
Oct. 18	BUFFALO	10-13	L	58,893
Oct. 28	at Baltimore	17-18	L	69,439
Nov. 4	at Tennessee	24-28	L	68,798
Nov. 11	CINCINNATI	30-13	W	57,161
Nov. 18	at Pittsburgh	7-20	L	62,644
Nov. 25	BALTIMORE	21-24	L	53,530
Dec. 3	GREEN BAY	21-28	L	66,908
Dec. 9	at Cincinnati	14-10	W	44,920
Dec. 16	at Cleveland	15-10	W	72,818
Dec. 23	at Minnesota	33-3	W	64,150
Dec. 30	KANSAS CITY	26-30	L	59,396
Jan. 6	at Chicago	13-33	L	66,944

	JAX	OPP
TOTAL FIRST DOWNS	289	300
Rushing	85	89
Passing	181	193
Penalty	23	18
Third Down: Made /Att.	70/198	87/227
Third Down Pct.	35.4	38.3
Fourth Down: Made/Att.	3/12	5/18
Fourth Down Pct.	25.0	27.8
POSSESSION AVG.	28:01	31:59
TOTAL NET YARDS	4840	5070
Average per Game	302.5	316.9
Total Plays	969	1056
Average Per Play	5.0	4.8
NET YARDS RUSHING	1600	1611
Average per Game	100.0	100.7
Total Rushes	372	469
NET YARDS PASSING	3240	3459
Average per Game	202.5	216.2
Sacked/Yards Lost	63/430	43/298
Gross Yards	3670	3757
Attempts/Completions	534/321	544/354
Completion Pct.	60.1	65.1
Had Intercepted	14	12
PUNTS/AVERAGE	82/43.6	83/40.5
NET PUNTING AVERAGE	82/37.1	83/35.0
PENALTIES/YARDS	97/710	96/834
FUMBLES/BALLS LOST	29/13	28/12
TOUCHDOWNS	34	30
Rushing	11	15
Passing	20	13
Returns	3	2

BY PERIODS	1	2	3	4	OT	PTS
Jaguars	49	83	90	72	0	294
Opponents	43	89	75	79	0	286

SCORING	TD	RU	PA	RT	PAT	FG	S/TP
Hollis	0	0	0	0	29/31	18/28	0/3
Mack	10	9	1	0	0	0	0/0
J. Smith	8	0	8	0	0	0	0/48
McCardell	6	0	6	0	0	0	0/38
Joseph	3	0	2	1	0	0	0/18
Brady	2	0	2	0	0	0	0/12
Battles	1	0	0	1	0	0	0/6
Beasley	1	0	0	1	0	0	0/6
Brunell	1	1	0	0	0	0	0/6
D. Jones	1	0	1	0	0	0	0/6
Moreau	1	1	0	0	0	0	0/6
Brackens	0	0	0	0	0	1	2
Holmes	0	0	0	0	1/1	0/0	0/1
Jaguars	34	11	20	3	30/32	18/28	2/294
Opponents	30	15	13	2	28/28	26/35	0/286

PASSING	ATT	CMP	PCT	YARDS	YDS/ATT	TD	INT	LG	SK/YDS	RATING
Brunell	473	289	61.1	3309	7.00	19	13	44	57/387	84.1
Quinn	61	32	52.5	361	5.92	1	1	45	6/43	69.1
Jaguars	534	321	60.1	3670	6.87	20	14	45	63/430	82.4
Opponents	544	354	65.1	3757	6.91	13	12	63	43/298	83.9

RUSHING	NO	YDS	AVG	LG	TD
Mack	213	877	4.1	54	9
Joseph	68	294	4.3	27	0
Brunell	39	224	5.7	38	1
Taylor	30	116	3.9	24	0
Quinn	8	42	5.3	27	0
Moreau	8	27	3.4	14	0
Gibson	2	19	9.5	18	0
Whitted	1	4	4.0	4	0
Hanson	2	0	0.0	0	0
Smith	1	-3	-3.0	-3	0
Jaguars	372	1600	4.3	54	11
Opponents	469	1611	3.4	40	15

RECEIVING	NO	YDS	AVG	LG	TD
Smith	112	1373	12.3	35t	8
McCardell	93	1110	11.9	45	6
Brady	36	386	10.7	20t	2
Mack	23	165	7.2	25	1
Dawkins	20	234	11.7	28	2
Joseph	18	183	10.2	28t	0
Jones	8	140	17.5	40	0
Washington	5	36	7.2	12	0
Whitted	2	17	8.5	10	0
Gibson	2	13	6.5	9	0
F. Taylor	2	13	6.5	11	0
Jaguars	321	3670	11.4	45	20
Opponents	354	3757	10.6	63	13

INTERCEPTIONS	NO	YDS	AVG	LG	TD
Nickerson	3	4	1.3	2	0
Beasley	3	0	0.0	0	0
Battles	2	26	13.0	26	0
Craft	2	4	2.0	4	0
Darius	1	39	39.0	39	0
McCree	1	10	10.0	10	0
Jaguars	12	83	6.9	39	0
Opponents	14	299	21.4	97t	2

PUNTING	NO	YDS	AVG	NET	TR	IN	LG	B
Hanson	82	3577	43.6	37.1	12	24	58	0
Jaguars	82	3577	43.6	37.1	12	24	58	0
Opp.	83	3359	40.5	35.0	6	31	68	0

PUNT RET	NO	FC	YDS	AVG	LG	TD
Gibson	38	22	333	8.8	24	0
Jaguars	38	22	333	8.8	24	0
Opponents	38	15	295	7.8	43	0

KICKOFF RET	NO	YDS	AVG	LG	TD
Gibson	26	511	19.7	35	0
Joseph	17	428	25.2	95t	1
Ross	8	150	18.8	26	0
Mack	2	49	24.5	31	0
Meier	2	14	7.0	8	0
Boyd	1	0	0.0	0	0
Price	1	4	4.0	4	0
Spicer	1	8	8.0	8	0
Jaguars	58	1164	20.1	95t	1
Opponents	65	1266	19.5	49	0

2-point conversions: McCardell, Jaguars 1-2, Opponents 0-2

FGS	1-19	20-29	30-39	40-49	50+
Hollis	0/0	4/5	8/11	6/11	0/1
Jaguars	0/0	4/5	8/11	6/11	0/1
Opponents	0/0	11/12	4/5	10/15	1/3

Hollis: (22N) (35G, 37N, 39G) (42N) (32G, 48G 52N 48G) (41G) (40G) (38G) (1) (47N) (38N) (34G, 30G, 42N) (44N) (43G, 46G, 37G) (39G, 23G 21G, 21G) (28G, 42N) (36B)

Opponents: (41G) (47N, 22G, 43G) (35G, 28G, 30G) (40N, 25G) (41N, 39N, 30G, 46G) (49G, 28G) (51N, 46N) (26G, 52G) (48G, 28G) (41G, 41N) (52N, 29B) (47G) (29G) (32G) (47G, 40G, 29G) (47G, 23G, 25G, 22G)

SACKS
Brackens 11.0, Walker 7.5, Hardy 5.5, Payne 5.0, Wynn 5.0, K. Thomas 3.0, Spicer 2.0, Battles 1.0, McCree 1.0, Slaughter 1.0, Westmoreland 1.0, **Jaguars 43, Opponents 63.**

TACKLES (Solo, Assists, Total)
Nickerson (102-128-230), Darius (74-25-99), Hardy (61-37-98), Slaughter (50-42-92), Payne (46-40-86), Wynn (40-35-75), Walker (42-31-73), Brackens (41-30-71), Battles (50-14-64), Stroud (24-38-62), McCree (36-22-58), Bryant (50-6-56), Craft (48-8-56), Clark (20-28-48), K. Thomas (42-5-47), E. Thomas (15-29-44), Beasley (36-6-42), Spicer (22-19-41), Westmoreland (17-19-36), Meier (12-9-21), Posey (5-8-13), Tupala (7-5-12), Wheeler (10-1-11), L. Smith (3-5-8), Boyd (2-2-4)

USUAL STARTING LINEUP

- OFFENSE**
WR Jimmy Smith (16)
LT Todd Fordham (12)
TR Tony Boselli (3)
LG Brad Meester (16)
C Jeff Smith (16)
RG Zach Wiegert (16)
RT Maurice Williams (16)
TE Kyle Brady (16)
WR Keenan McCardell (16)
QB Mark Brunell (15)
RB Stacey Mack (11)
FB Patrick Washington (6)

- DEFENSE**
LE Renaldo Wynn (16)
LT Gary Walker (16)
RT Seth Payne (16)
RE Tony Brackens (12)
SLB Kevin Hardy (9)
Jeff Posey (5)
MLB Hardy Nickerson (14)
WLB T.J. Slaughter (6)
Edward Thomas (4)
LCB Fernando Bryant (9)
Jason Craft (4)
RCB Aaron Beasley (12)
SS Donovan Darius (11)
Ainsley Battles (5)
FS Marlon McCree (10)
Ainsley Battles (6)



2003 STATISTICS (5-11)

Head Coach: Jack Del Rio

DATE	OPPONENT	SCORE	W/L	ATT
Sept. 7	at Carolina	23-24	L	72,134
Sept. 14	BUFFALO	17-38	L	58,613
Sept. 21	at Indianapolis	13-23	L	55,770
Sept. 28	at Houston	20-24	L	70,041
Oct. 5	SAN DIEGO	27-21	W	48,954
Oct. 12	MIAMI	10-24	L	66,437
Oct. 19	Open date			
Oct. 26	TENNESSEE	17-30	L	55,918
Nov. 2	at Baltimore	17-24	L	69,486
Nov. 9	INDIANAPOLIS	28-23	W	45,037
Nov. 16	at Tennessee	3-10	L	68,809
Nov. 23	at N.Y. Jets	10-13	L	77,614
Nov. 30	TAMPA BAY	17-10	W	60,543
Dec. 7	HOUSTON	27-0	W	43,363
Dec. 14	at New England	13-27	L	68,436
Dec. 21	NEW ORLEANS	20-19	W	49,207
Dec. 28	at Atlanta	14-21	L	70,266

	JAX	OPP
TOTAL FIRST DOWNS	305	276
Rushing	118	84
Passing	163	172
Penalty	24	20
Third Down: Made/Att.	80/216	92/218
Third Down Pct.	37.0	42.2
Fourth Down: Made/Att.	13/26	7/14
Fourth Down Pct.	50.0	50.0
POSSESSION AVG.	30.09	29.51
TOTAL NET YARDS	5358	4657
Average per Game	334.9	291.1
Total Plays	1024	976
Average Per Play	5.2	4.8
NET YARDS RUSHING	2073	1406
Average per Game	129.6	87.9
Total Rushes	481	442
NET YARDS PASSING	3285	3251
Average per Game	205.3	203.2
Sacked/Yards Lost	28/136	24/134
Gross Yards	3421	3385
Atts/Completions	515/303	510/303
Completion Pct.	58.8	59.4
Had Intercepted	17	15
PUNTS/AVERAGE	69/41.3	75/41.0
NET PUNTING AVE.	69/33.5	75/34.1
PENALTIES/YARDS	108/895	103/881
FUMBLES/BALLS LOST	27/14	26/12
TOUCHDOWNS	31	37
Rushing	13	12
Passing	17	23
Returns	1	2

BY PERIODS	1	2	3	4	OT	PTS
Jaguars	34	93	57	92	0	376
Opponents	85	81	57	108	0	231

SCORING	TD	RU	PA	RT	PAT	FG	S	TP
Marler	0	0	1	0	30/30	20/33	0	42
Taylor	7	6	1	0	0	0	0	90
Smith	4	0	4	0	0	0	0	24
T. Edwards	3	0	3	0	0	0	0	18
Toefield	3	2	1	0	0	0	0	18
Hatchette	2	0	2	0	0	0	0	12
Lefwich	2	2	0	0	0	0	0	12
Wrightster	2	0	2	0	0	0	0	12
Allen	1	0	1	0	0	0	0	6
Ayodele	1	0	0	1	0	0	0	6
Brady	1	0	1	0	0	0	0	6
Brunell	1	1	0	0	0	0	0	6
M. Edwards	1	1	0	0	0	0	0	6
F-Ma'afala	1	1	0	0	0	0	0	6
Johnson	1	0	1	0	0	0	0	6
Lewis	1	0	1	0	0	0	0	6
Jaguars	31	13	17	1	30/30	20/33	0	276
Opp.	37	12	23	2	23/34	24/27	1	331

RUSHING	NO	YDS	AVG	LG	TD
Taylor	345	1572	4.6	62	6
Toefield	53	212	4.0	30	2
Fuamatu-Ma'afala	35	144	4.1	18	1
Lefwich	25	108	4.3	18	2
Brunell	8	19	2.4	12	1
M. Edwards	7	13	1.9	3	1
Allen	4	8	2.0	6	0
Lewis	1	6	6.0	6	0
T. Edwards	3	-9	-3.0	4	0
Jaguars	481	2073	4.3	62	13
Opponents	442	1406	3.2	29	12

RECEIVING	NO	YDS	AVG	LG	TD
Smith	54	805	14.9	67	4
Taylor	48	370	7.7	60	1
T. Edwards	35	487	13.9	84	3
M. Edwards	31	226	7.3	32	0
Brady	29	281	9.7	26	1
Johnson	17	253	14.9	28	1
Hankton	17	166	9.8	22	0
Hatchette	15	203	13.5	45	2
Toefield	14	105	7.5	16	1
Wrightster	13	150	11.5	30	2
Stokes	13	116	8.9	22	0
Allen	6	60	10.0	31	1
Lewis	4	100	25.0	65	1
Redmond	3	67	22.3	29	0
Luzar	3	30	10.0	21	0
Fuamatu-Ma'afala	1	2	2.0	2	0
Jaguars	303	3421	11.3	84	17
Opponents	303	3385	11.2	75	23

INTERCEPTIONS	NO	YDS	AVG	LG	TD
Peterson	3	8	2.7	7	0
Craft	2	29	14.5	21	0
Ayodele	2	15	7.5	13	0
Mathis	2	0	0.0	0	0
Cooper	1	12	12.0	12	0
Brackens	1	4	4.0	4	0
Darius	1	4	4.0	4	0
Trapp	1	4	4.0	4	0
Spicer	1	2	2.0	2	0
Bryant	1	0	0.0	0	0
Jaguars	15	78	5.2	21	0
Opponents	17	198	11.6	52	1

PUNTING	NO	YDS	AVG	NET	TR	IN	LG	R
Royals	45	1852	41.2	34.8	5	9	51	0
Hanson	23	1001	43.5	31.1	1	4	58	1
Jaguars	69	2853	41.3	33.5	6	13	58	1
Opp.	75	3077	41.0	34.1	7	24	58	0

PUNT RET	NO	FC	YDS	AVG	LG	TD
Allen	27	15	324	12.0	52	0
Lewis	5	0	45	9.0	14	0
Mathis	2	3	7	3.5	6	0
Jaguars	34	18	376	11.1	52	0
Opponents	40	3	420	10.5	40	0

KICKOFF RET	NO	YDS	AVG	LG	TD
Allen	41	831	20.3	61	0
Toefield	14	272	19.4	35	0
Lewis	6	111	18.5	26	0
M. Edwards	2	44	22.0	24	0
Redmond	1	21	21.0	21	0
T. Edwards	1	20	20.0	20	0
Brady	1	10	10.0	10	0
Mathis	1	7	7.0	7	0
Jaguars	67	1316	19.6	61	0
Opponents	58	1227	21.2	58	0

2-point conversions: Jaguars 0-1, Opponents 1-3

Standings: Third in AFC South

FGS	1-19	20-29	30-39	40-49	50+
Marler	0/0	10/11	4/8	5/12	1/2
Jaguars	0/0	10/11	4/8	5/12	1/2
Opponents	0/0	8/8	9/9	6/8	1/7

Marler: (40G, 55B) (48N, 44G) (46N, 49G, 41N, 37G) (29G, 20G) (53G, 27G) (20G, 31N) (49G) (24G) (1) (44N, 39G) (36N, 23G) (46N, 28G, 41N) (35G, 41N, 28G) (24G, 23G, 34N) (43G, 35G, 21B) (30B)

Opponents: (49G) (27G) (46G, 36G, 29G) (48G, 50N) (1) (51G) (43G, 43G, 33G) (23G, 32G, 23G) (27G, 26G, 27G) (33G, 48N) (36G, 35G) (47G, 45N) (1) (22G, 31G) (33G, 38G) (1)

SAKCS
Brackens 6.0, Stroud 4.5, Douglas 3.5, Henderson 3.5, Meier 1.5, Ayodele 1.0, Barnes 1.0, Peterson 1.0, Slaughter 1.0, Thomas 1.0, **Jaguars 24, Opponents 28.**

TACKLES (Solo, Assists, Total)
Peterson (87-80-167), Ayodele (97-53-150), Darius (65-53-118), Stroud (82-19-101), Mathis (72-19-91), Henderson (60-17-77), Cooper (37-37-74), Clark (38-35-73), Bryant (59-12-71), Brackens (41-12-53), Spicer (24-13-37), Douglas (27-4-31), Craft (25-5-30), Meier (25-5-30), Slaughter (14-11-25), Barnes (13-2-15), Thomas (7-5-12), A. Mitchell (7-3-10), K. Mitchell (3-7-10), Trapp (3-2-5), Leonard (4-0-4), McCree (0-2-2), Franklin (1-0-1), Adams (0-1-1)

USUAL STARTING LINEUP

- OFFENSE**
WR Jimmy Smith (12)
WR Matthew Hatchette (4)
LT Mike Pearson (16)
LG Vince Manuwal (14)
C Jamar Nesbit (2)
C Brad Meester (16)
RG Chris Naeole (16)
RT Maurice Williams (16)
TE Kyle Brady (15)
WR Terry Edwards (11)
QB Byron Lefwich (13)
QB Mark Brunell (3)
RB Fred Taylor (16)
FB Marc Edwards (16)

- DEFENSE**
DE Tony Brackens (15)
DT Marcus Stroud (16)
DT John Henderson (16)
RE Hugh Douglas (16)
OLB Akin Ayodele (16)
OLB Mike Peterson (16)
MLB Danny Clark (9)
MLB Keith Mitchell (2)
LCB Fernando Bryant (16)
RCB Rashean Mathis (10)
Jason Craft (6)
SS Donovan Darts (16)
FS Deke Cooper (10)
Rashean Mathis (6)

PASSING	ATT	CMP	PCT	YARDS	YDS/ATT	TD	INT	LG	SK/YDS	RATING
Lefwich	418	239	57.2	2819	6.74	14	16	84	19/90	73.0
Brunell	82	54	65.9	484	5.90	2	0	65	9/46	89.7
Garrard	12	9	75.0	86	7.17	1	0	28	0/0	122.2
Toefield	2	1	50.0	32	16.00	0	0	32	0/0	95.8
Royals	1	0	0.0	0	0.00	0	1	0	0/0	0.0
Jaguars	515	303	58.8	3421	6.64	17	17	84	28/136	76.0
Opponents	510	303	59.4	3385	6.64	23	15	75	24/134	82.0



2004 STATISTICS (9-7)

Head Coach: Jack Del Rio

DATE	OPPONENT	SCORE	W/L	ATT
Sept. 12	at Buffalo	13-10	W	72,389
Sept. 19	DENVER*	7-6	W	69,127
Sept. 26	at Tennessee	15-12	W	68,932
Oct. 3	INDIANAPOLIS	17-24	L	73,114
Oct. 10	at San Diego	21-34	L	52,101
Oct. 17	KANSAS CITY*	22-16	W	66,413
Oct. 24	at Indianapolis	27-24	W	56,615
Oct. 31	at Houston	6-20	L	70,502
Nov. 7	Open date			
Nov. 14	DETROIT (OT)*	23-17	W	66,631
Nov. 21	TENNESSEE*	15-18	L	69,703
Nov. 28	at Minnesota	16-27	L	64,004
Dec. 5	PITTSBURGH	16-17	L	76,777
Dec. 12	CHICAGO*	22-3	W	67,572
Dec. 19	at Green Bay	28-25	W	70,437
Dec. 26	HOUSTON*	0-21	L	66,227
Jan. 2	at Oakland	13-6	W	41,112

* TV blackout

	JAX	OPP
TOTAL FIRST DOWNS	279	290
Rushing	88	83
Passing	161	181
Penalty	30	26
Third Down: Made/Att.	80/217	84/205
Third Down Pct.	36.9	41.0
Fourth Down: Made/Att.	10/18	5/10
Fourth Down Pct.	55.6	50.0
POSSESSION AVG.	30.28	29.32
TOTAL NET YARDS	5009	5194
Average per Game	313.1	320.9
Total Plays	991	972
Average Per Play	5.1	5.3
NET YARDS RUSHING	1850	1777
Average per Game	115.6	111.1
Total Rushes	446	438
NET YARDS PASSING	3159	3357
Average per Game	197.4	209.8
Sacked/Yards Lost	32/156	37/217
Gross Yards	3315	3574
Attempts/Completions	513/305	497/306
Completion Pct.	59.5	61.6
Had Intercepted	11	16
PUNTS/AVERAGE	84/42.8	74/44.1
NET PUNTING AVG.	84/35.5	74/35.1
PENALTIES/YARDS	109/940	118/966
FUMBLES/BALLS LOST	26/31	30/12
TOUCHDOWNS	23	31
Rushing	9	7
Passing	17	18
Returns	0	6

BY PERIODS	1	2	3	4	OT	PTS
Jaguars	35	75	56	89	6	261
Opponents	61	86	34	99	0	280

SCORING	TD	RU	PA	RT	PAT	FG	S	TP
Scobee	0	0	0	0	21/21	24/31	0	93
J. Smith	6	0	0	0	0	0	0	36
G. Jones	3	3	0	0	0	0	0	18
Taylor	3	2	1	0	0	0	0	18
Wilford	2	2	0	0	0	0	0	14
Hankton	2	2	0	0	0	0	0	12
Leftwich	2	0	0	0	0	0	0	12
R. Williams	1	0	1	0	0	0	0	10
B. Jones	1	0	1	0	0	0	0	8
Brady	1	0	1	0	0	0	0	6
T. Edwards	1	0	1	0	0	0	0	6
Fu-Mafala	1	1	0	0	0	0	0	6
Garrard	1	1	0	0	0	0	0	6
Toefield	1	0	1	0	0	0	0	6
Wrightster	1	0	1	0	0	0	0	6
Favors	0	0	0	0	0	1	2	2
D. Smith	0	0	0	0	0	1	2	2
Jaguars	26	9	17	0	21/21	24/31	2	261
Opponents	31	7	18	6	27/28	21/28	0	280

RUSHING	NO	YDS	AVG	LG	TD
Taylor	260	1224	4.7	46	2
Toefield	51	169	3.3	16	0
G. Jones	62	162	2.6	12	3
Leftwich	39	148	3.8	17	2
Garrard	12	76	6.3	12	1
Fuamatu-Ma'afala	20	69	3.5	10	1
T. Edwards	2	62	31.0	2	0
Jaguars	446	1850	4.1	46	9
Opponents	438	1777	4.1	47	7

RECEIVING	NO	YDS	AVG	LG	TD
Smith	74	1172	15.8	65	6
T. Edwards	50	533	10.7	36	1
Taylor	36	345	9.6	64t	1
Toefield	28	151	5.4	16	1
Williams	27	268	9.9	26	1
Wilford	19	271	14.3	46	2
Yoder	14	157	11.2	56	0
Brady	14	103	7.4	21	1
Wrightster	10	69	6.9	12	0
Hankton	9	61	6.8	14t	2
M. Edwards	7	41	5.9	15	0
B. Jones	6	84	14.5	26t	1
Fuamatu-Ma'afala	4	19	4.8	8	0
G. Jones	3	13	4.3	9	0
Allen	2	8	4.0	5	0
Lewis	1	4	4.0	4	0
Leftwich	1	-7	-7.0	-7	0
Jaguars	305	3315	10.9	65	17
Opponents	306	3574	11.7	58	18

INTERCEPTIONS	NO	YDS	AVG	LG	TD
Darius	5	80	16.0	37	0
Mathis	5	42	8.4	21	0
Grant	2	4	2.0	4	0
Washington	2	0	0.0	0	0
Cooper	1	0	0.0	0	0
D. Smith	1	0	0.0	0	0
Jaguars	16	126	7.9	37	0
Opponents	11	163	14.8	43t	1

PUNTING	NO	YDS	AVG	NET	BT	IN	LG	B
Hanson	84	3592	42.8	35.5	9	28	69	0
Jaguars	84	3592	42.8	35.5	9	28	69	0
Opponents	74	3265	44.1	35.1	13	19	80	0

PUNT RET.	NO	FC	YDS	AVG	LG	TD
Lewis	23	7	227	9.9	50	0
Allen	15	2	144	9.6	32	0
T. Edwards	3	1	26	8.7	14	0
Mathis	1	0	8	8.0	8	0
Jaguars	42	10	405	9.6	50	0
Opponents	38	13	429	11.3	83t	2

KICKOFF RET.	NO	YDS	AVG	LG	TD
Lewis	21	386	18.4	26	0
T. Edwards	15	335	22.3	45	0
Allen	11	210	19.1	25	0
G. Jones	5	90	18.0	23	0
Toefield	3	43	14.3	19	0
Brady	1	15	15.0	15	0
M. Edwards	1	8	8.0	8	0
Jaguars	57	1087	19.1	45	0
Opponents	50	995	19.9	52	0

2-point conversions: R. Williams 2, B. Jones, Wilford, Jaguars 4-4, Opponents 2-3

Standings: Second in AFC South

FGS	1-19	20-29	30-39	40-49	50+
Scobee	0/0	10/10	8/11	5/7	1/3
Jaguars	0/0	10/10	8/11	5/7	1/3
Opponents	0/0	9/9	7/10	5/8	0/1

Scobee: (25G, 27G) () () (35N, 48G, 42G, 22G) () (51N) (26G, 32G, 26G, 53G) (44G, 49N, 36G) (31G) (35G, 48G, 44N) (33G, 32G, 42G) (32N, 20G, 29G, 36G, 60N) (30G, 25G) () (31N) (26G, 22G)
Opponents: (42N, 25G) (44G, 22G, 51N) (26G, 40G) (46G) (21G, 28G) (31G, 42N) (34G) (38G, 21G) (32N, 21G) (41G) (25G, 33G) (37G) (47N, 42G) (35G, 31N) (34B) (35G, 27G)

SACKS

Favors 5.5, Henderson 5.5, Peterson 5.0, Stroud 4.5, McCray 3.5, Gildon 3.0, Ayodele 2.0, D. Smith 2.0, Barnes 1.0, Cooper 1.0, Grant 1.0, Patterson 1.0, Meier 0.5, Ransom 0.5, Jaguars 37, Opponents 32.

TACKLES (Solo, Assists, Total)

Peterson (102-76-178), Ayodele (82-49-131), Darius (78-47-125), Henderson (78-20-98), Washington (65-21-86), Grant (63-21-84), Stroud (63-17-80), D. Smith (43-35-78), Mathis (54-17-71), Favors (27-12-39), Cooper (23-12-35), Meier (21-12-33), McCray (21-6-27), Bolden (22-3-25), Hendricks (13-10-23), Gildon (16-3-19), Thomas (14-2-16), Ransom (9-7-16), Barnes (5-5-10), Patterson (2-6-8), Spicer (5-2-7), Blade (4-1-5), Green (2-0-0), Maddox (1-0-1)

USUAL STARTING LINEUP

OFFENSE

- WR Jimmy Smith (16)
- LT Ephraim Salaam (12)
- LT Mike Pearson (4)
- LG Vince Manuwai (16)
- C Brad Meester (16)
- RG Chris Naeole (16)
- RT Maurice Williams (16)
- TE Kyle Brady (8)
- Todd Yoder (8)
- George Wrightster (3)
- WR Reggie Williams (15)
- QB Byron Leftwich (14)
- RB Fred Taylor (14)
- FB Marc Edwards (5)
- Greg Jones (3)

DEFENSE

- LE Rob Meier (8)
- Bobby McCray (7)
- Paul Spicer (2)
- DT Marcus Stroud (16)
- DE John Henderson (16)
- DT Greg Favors (11)
- Lionel Barnes (3)
- OLB Akin Ayodele (16)
- MLB Mike Peterson (16)
- Daryl Smith (13)
- LCB Rashean Mathis (16)
- RCB Dewayne Washington (16)
- SS Donovan Darius (16)
- FS Deon Grant (16)

PASSING	ATT	CMP	PCT	YARDS	YDS/ATT	TD	INT	LG	SK/YDS	RATING
Leftwich	441	267	60.5	2,941	6.67	15	10	65	25/114	82.2
Garrard	72	38	52.8	374	5.19	2	1	36t	6/35	71.2
Toefield	0	0	0.00	0	0.00	0	0	0	1/7	0.0
Jaguars	513	305	59.5	3,315	6.46	17	11	65	32/156	80.7
Opponents	497	306	61.6	3,574	7.19	18	16	54	37/217	82.0



2005 STATISTICS (12-4)

Head Coach: Jack Del Rio

Postseason: 0-1

Standings: Second in AFC South

Table with columns: DATE, OPPONENT, SCORE, W/L, ATT. Rows include games against Seattle, Indianapolis, N.Y. Jets, Denver, Cincinnati, Pittsburgh, Cleveland, Houston, Baltimore, Tennessee, Arizona, Cleveland, Indianapolis, San Francisco, Houston, Tennessee, and New England.

Summary statistics table with columns: JAX, OPP. Rows include Rushing, Passing, Penalty, Third Down, Fourth Down, Possession, Total Net Yards, Net Yards Rushing, Net Yards Passing, Punting, Penalties, Fumbles, Touchdowns, and Returns.

Table with columns: BY PERIODS, 1, 2, 3, 4, OT, PTS. Rows for Jaguars and Opponents.

Table with columns: SCORING, TD, RU, PA, RT, PAT, FG, S, TP. Rows for Jaguars and Opponents.

Table with columns: PASSING, ATT, CMP, PCT, YARDS, YDS/ATT, TD, INT, LG, SK/YDS, RATING. Rows for Leftwich, Garrard, Gray, M. Jones, Jaguars, and Opponents.

Table with columns: RUSHING, NO, YDS, AVG, LG, TD. Rows for Taylor, G. Jones, Garrard, Pearman, Toefield, Leftwich, M. Jones, Wimbusch, Williams, Gray, Jaguars, and Opponents.

Table with columns: RECEIVING, NO, YDS, AVG, LG, TD. Rows for Smith, Wilson, M. Jones, Williams, Pearman, Brady, Wrightster, Taylor, G. Jones, Wimbusch, B. Jones, Toefield, Hanton, Manuwai, Jaguars, and Opponents.

Table with columns: INTERCEPTIONS, NO, YDS, AVG, LG, TD. Rows for Mathis, Cousin, Peterson, Grant, Wright, Cooper, Smith, Jaguars, and Opponents.

Table with columns: PUNTING, NO, YDS, AVG, NET, TB, IN, LG, B. Rows for Hanson, Jaguars, and Opp.

Table with columns: PUNT RET, NO, FC, YDS, AVG, LG, TD. Rows for Pearman, Owens, Mathis, Jaguars, and Opponents.

Table with columns: KICKOFF RET, NO, YDS, AVG, LG, TD. Rows for Wimbusch, Pearman, Alexis, Brady, G. Jones, Jaguars, and Opponents.

2-point Conversions: Garrard, Jaguars 1-1, Opponents 0-0

Table with columns: FGS, 1-19, 20-29, 30-39, 40-49, 50+. Rows for Scobee, Jaguars, and Opponents.

Scobee (23G, 41G, 43N, 29G, 41G) (42N, 28G) (32G, 40G) () (32G, 51G, 53G) (23G) (49N, 44N) () (48G, 33G, 26G) (31G) (30G, 38N) (24G, 29G) (27G) (52N, 32G) (40N, 26G) (46G, 38G)

Opponents: () (41G) (35G, 25G) (41N, 46B, 33G, 42G) (31G, 48G) (29G, 46N) (41G) () (41G) () (43N, 42G) (34N) (40G, 34G, 38G, 46G) (35G, 47G, 33G) (37G, 53G, 38N, 48N) ()

SACKS: Hayward 8.5, Spicer 7.5, Peterson 6.0, Meier 6.0, McCray 5.5, D. Smith 4.0, Henderson 3.0, Ayodele 2.5, Grant 1.5, Stroud 1.0, Maddox 1.0, Cousin 0.5, Jaguars 47, Opponents 32

TACKLES (Solo, Assists, Total): Peterson (104-86-190), D. Smith (68-49-117), Ayodele (62-38-100), Grant (69-21-90), Henderson (62-21-83), Cooper (52-28-80), Wright (50-28-78), Mathis (46-24-70), Stroud (42-24-66), Spicer (43-13-56), Cousin (31-25-56), Hayward (39-10-49), Meier (35-12-47), Sensabaugh (21-10-31), McCray (20-3-23), Wiley (7-4-11), Darius (6-2-8), Thomas (5-2-7), Gilbert (4-3-7), Favors (1-4-5), Richardson (3-1-4), Maddox (3-1-4), Starks (3-1-4), Winborn (2-0-2), Roberson (1-1-2), Davis (1-0-1), Sorensen (1-0-1), Chase (0-1-1)

USUAL STARTING LINEUP

- OFFENSE: WR Jimmy Smith (16), LT Khalif Barnes (12), Mike Pearson (2), Ephraim Salaam (2), LG Vince Manuwai (16), C Brad Meester (12), Danner Norman (4), RG Chris Naeole (15), RT Maurice Williams (16), TE Kyle Brady (14), George Wrightster (6), WR Reggie Williams (7), Ernest Wilford (8), QB Byron Leftwich (11), David Garrard (5), RB Fred Taylor (11), LaBrandon Toefield (2), FB Greg Jones (13)

- DEFENSE: LE Reggie Hayward (15), DT Marcus Stroud (16), DT John Henderson (15), RE Paul Spicer (14), RB Akin Ayodele (11), MLB Mike Peterson (16), OLB Daryl Smith (16), DB Terry Cousin (5), LCB Rashawn Mathis (16), RCB Kenny Wright (16), SS Donovan Darius (2), Deke Cooper (12), Gerald Sensabaugh (2), FS Deon Grant (16)



2006 STATISTICS (8-8)

Head Coach: Jack Del Rio

Standings: Third in AFC South

DATE	OPPONENT	SCORE	W/L	TIX DTS.
Sept. 10	DALLAS	24-17	W	67,164
Sept. 18	PITTSBURGH	9-0	W	67,164
Sept. 24	at Indianapolis	14-21	L	57,041
Oct. 1	at Washington (OT)	30-36	L	89,450
Oct. 8	N.Y. JETS	41-0	W	66,604
Oct. 15	Open date			
Oct. 22	at Houston	7-27	L	70,035
Oct. 29	at Philadelphia	13-6	W	69,249
Nov. 5	TENNESSEE	37-7	W	66,524
Nov. 12	HOUSTON	10-13	L	65,918
Nov. 20	N.Y. GIANTS	26-10	W	67,164
Nov. 26	at Buffalo	24-27	L	63,608
Dec. 3	at Miami	24-10	W	73,160
Dec. 10	INDIANAPOLIS	44-17	W	67,164
Dec. 17	at Tennessee	17-24	L	69,143
Dec. 24	NEW ENGLAND	21-24	L	67,164
Dec. 31	at Kansas City	30-35	L	77,500

	JAX	OPP
TOTAL FIRST DOWNS	293	259
Rushing	127	94
Passing	147	143
Penalty	19	22
Third Down: Made /Att.	85/217	63/227
Third Down Pct.	39.2	36.6
Fourth Down: Made/Att.	7/14	4/14
Fourth Down Pct.	50.0	28.6
POSSESSION AVG.	32:11	27:49
TOTAL NET YARDS	5423	4538
Average per Game	338.9	283.6
Total Plays	989	978
Average Per Play	5.5	4.6
NET YARDS RUSHING	2541	1460
Average per Game	158.8	91.3
Total Rushes	513	420
NET YARDS PASSING	2882	3078
Average per Game	180.1	192.4
Sacked/Yards Lost	30/178	35/200
Gross Yards	3060	3278
Att./Completions	446/266	523/294
Completion Pct.	59.6	56.2
Had Intercepted	14	20
PUNTS/AVERAGE	73/40.0	90/41.4
NET PUNTING AVE.	73/33.4	90/35.8
PENALTIES/YARDS	97/806	80/684
FUMBLES/BALLS LOST	16/9	12/4
TOUCHDOWNS	42	32
Rushing	23	14
Passing	17	12
Returns	2	6

BY PERIODS	1	2	3	4	OT	PTS.
Jaguars	72	112	80	107	0	371
Opponents	61	64	72	71	6	274

SCORING	TD	RU	PAT	PAT	FG	S	TP	
Scobie	0	0	0	0	41/41	26/32	0	119
Jones-Drew	16	13	2	1	0	0	0	96
Taylor	6	5	1	0	0	0	0	36
M. Jones	4	0	4	0	0	0	0	24
R. Williams	4	0	4	0	0	0	0	24
Wrightster	3	0	3	0	0	0	0	18
Gray	2	2	0	0	0	0	0	12
Leftwich	2	2	0	0	0	0	0	12
Wilford	2	2	0	0	0	0	0	12
Lewis	1	0	1	0	0	0	0	6
Pearman	1	1	0	0	0	0	0	6
Starks	1	0	0	0	0	0	0	6
Jaguars	42	23	17	2	41/41	26/32	0	371
Opponents	32	14	12	6	31/31	17/24	0	274

RUSHING	NO	YDS	AVG	LG	TD
Jaguars	231	1146	5.0	76	5
Taylor	166	941	5.7	74	13
Jones-Drew	47	250	5.3	20	0
Garrard	19	89	4.7	12	1
Leftwich	25	41	1.6	7	2
R. Williams	7	33	4.7	10	0
Gray	2	26	13.0	17	2
Toefield	10	22	2.2	12	0
Alexis	3	5	1.7	3	0
Wimbush	1	3	3.0	3	0
M. Jones	2	-15	-7.5	-6	0
Jaguars	513	2541	5.0	76	23
Opponents	420	1460	3.5	40	14

RECEIVING	NO	YDS	AVG	LG	TD
Jaguars	52	616	11.8	48	4
Jones-Drew	46	436	9.5	51	2
M. Jones	41	643	15.7	49	4
Wrightster	39	353	9.1	23	3
Wilford	36	524	14.6	41	2
Taylor	23	242	10.5	36	1
Lewis	13	126	9.7	31	1
Hankton	5	48	9.6	15	0
Brady	5	37	7.4	13	0
Wimbush	4	23	5.8	9	0
Pearman	2	12	6.0	7	0
Jaguars	266	3060	11.5	51	17
Opponents	294	3278	11.1	68	12

INTERCEPTIONS	NO	YDS	AVG	LG	TD
Jaguars	8	146	18.3	55	0
Mathis	2	25	12.5	24	0
Sensabaugh	2	8	4.0	8	0
Starks	1	55	55.0	55	1
Cousin	1	16	16.0	16	0
Peterson	1	15	15.0	15	0
Greisen	1	6	6.0	6	0
D. Smith	1	4	4.0	4	0
B. Williams	1	4	4.0	4	0
Webb	1	1	1.0	1	0
Ingram	1	0	0.0	0	0
Jaguars	20	280	14.0	55	1
Opponents	14	222	15.9	83	2

PUNTING	NO	YDS	AVG	NET	TB	IN	LG	B
Jaguars	72	2920	40.6	33.4	7	20	58	1
Jaguars	73	2820	40.0	22.4	7	20	58	1
Opp.	90	3724	41.4	35.8	7	25	73	1

PUNT RET.	NO	FC	YDS	AVG	LG	TD
Jaguars	32	16	283	8.8	29	0
C. Owens	9	5	56	6.2	13	0
Mathis	2	1	9	4.5	9	0
Jones-Drew	1	0	13	13.0	13	0
Toefield	1	0	0	0.0	0	0
Jaguars	45	22	361	8.0	29	0
Opponents	29	16	343	11.8	82	2

KICKOFF RET.	NO	YDS	AVG	LG	TD
Jones-Drew	31	860	27.7	93	1
Wimbush	8	181	22.6	33	0
Brady	4	18	4.5	9	0
Pearman	3	56	18.7	22	0
Collier	1	8	8.0	8	0
M. Owens	1	4	4.0	4	0
Toefield	1	9	9.0	9	0
Jaguars	49	1136	23.2	93	1
Opponents	60	1262	21.0	70	0

2-point conversions: Jaguars 0-1,
Opponents 0-0

FGS	1-19	20-29	30-39	40-49	50+
Scobie	0/0	5/6	7/7	14/18	0/1
Jaguars	0/0	5/6	7/7	14/18	0/1
Opponents	0/0	7/7	3/6	7/10	0/1

SCOBEE: (35G, 49N) (31G, 32G, 42G) (24N, 49N) (46G, 43G, 41G) (43G, 40G) () (40G, 27G) (47G, 21G, 39G) (44G) (39G, 24G, 23G, 48G) (42N, 27G) (48G) (48N, 48G, 34G, 46G) (43G) (53N) (33G)

OPPONENTS: (32G, 36N) () () (44G, 37G, 37G) () (38N, 43G, 21G) (25G, 28G) () (25G, 32N, 52N, 28G) (40G) (21G, 42G) (42N, 42G) (41G) (44N, 27G) (48G, 49N) ()

SACKS
McCray 10, Meier 5, Henderson 3.5, Spicer 3, Smith 3, Stroud 2.5, Hawkins 2, Pettway 2, Ingram 1.5, McDaniel 1, Gilbert 1, Stanley 0.5, **Jaguars 35**, **Opponents 30**.

TACKLES (Solo, Assists, Total)
Smith (107-63-170), Ingram (67-50-117), Grant (61-24-85), Greisen (48-34-82), Mathis (54-17-71), Henderson (52-12-64), Williams (47-16-63), Darius (47-13-60), Spicer (47-12-59), McCray (42-7-49), Sensabaugh (33-14-47), Peterson (27-20-47), Meier (37-8-45), Cousin (30-12-42), Stroud (31-3-34), Starks (14-13-27), McDaniel (15-6-21), Wiley (14-5-19), Webb (13-3-16), Gilbert (12-4-16), Hawkins (7-1-8), Iwuh (4-3-7), Pettway (5-0-5), Fudge (5-0-5), Stanley (3-1-4), Cordova (3-0-3), Sorensen (2-0-2), Hayward (1-1-0)

USUAL STARTING LINEUP

OFFENSE
WR Ernest Wilford (12)
Matt Jones (4)
LT Khalif Barnes (15)
LG Vince Manuwai (16)
C Brad Meester (16)
RG Chris Naeole (16)
RT Maurice Williams (16)
TE Kyle Brady (14)
George Wrightster (10)
Marcedes Lewis (3)
WR Reggie Williams (14)
QB Byron Leftwich (16)
David Garrard (10)
RB Fred Taylor (15)
FB Derrick Wimbush (6)

DEFENSE
DE Reggie Hayward (1)
Bobby McCray (12)
DT Marcus Stroud (11)
Ro Meier (8)
DT John Henderson (16)
DE Paul Spicer (16)
DLB Nick Greisen (10)
Clint Ingram (11)
MLB Mike Peterson (5)
DLB Daryl Smith (16)
DB Terry Cousin (4)
LCB Rashean Mathis (16)
RCB Brian Williams (15)
SS Donovan Darius (10)
Gerald Sensabaugh (7)
FS Deon Grant (16)

PASSING	ATT	CMP	PCT	YARDS	YDS/ATT	TD	INT	LG	SACK/YDS	RATING
Garrard	241	145	60.2	1735	7.20	10	9	49	20/119	80.5
Leftwich	183	108	59.0	1159	6.33	7	5	51	9/48	79.0
Gray	22	13	59.1	166	7.55	0	0	32	1/11	82.8
M. Jones	0	0	---	0	---	0	0	---	0/0	---
Jaguars	446	266	59.6	3060	6.86	17	14	51	30/178	80.0
Opponents	523	294	56.2	3278	6.27	12	20	68	35/200	66.8



2008 STATISTICS (5-11)

Head Coach: Jack Del Rio

DATE	OPPONENT	SCORE	W/L	TKDS
Sept. 7	at Tennessee	10-17	L	69,143
Sept. 14	BUFFALO	16-20	L	65,167
Sept. 21	at Indianapolis	23-21	W	65,938
Sept. 28	HOUSTON (OT)	30-27	W	64,061
Oct. 5	PITTSBURGH	21-26	L	65,908
Oct. 12	at Denver	24-17	W	75,674
Oct. 19	Open date			
Oct. 26	CLEVELAND	17-23	L	64,775
Nov. 2	at Cincinnati	19-21	L	64,238
Nov. 9	at Detroit	38-14	W	52,631
Nov. 16	TENNESSEE	14-24	L	65,258
Nov. 23	MINNESOTA	12-30	L	65,064
Dec. 1	at Houston	17-30	L	70,809
Dec. 7	at Chicago	10-23	L	61,736
Dec. 14	GREEN BAY	20-16	W	65,457
Dec. 18	INDIANAPOLIS	24-31	L	65,648
Dec. 28	at Baltimore	7-27	L	71,366

	JAX	OPP
TOTAL FIRST DOWNS	312	289
Rushing	107	98
Passing	183	166
Penalty	22	25
Third Down: Made/Att.	87/213	82/200
Third Down Pct.	40.8	41.0
Fourth Down: Made/Att.	14/24	5/11
Fourth Down Pct.	58.3	45.5
POSSESSION AVG.	31-22	28-38
TOTAL NET YARDS	5106	5295
Average per Game	319.1	330.9
Total Plays	1005	922
Average Per Play	5.1	5.7
NET YARDS RUSHING	1774	1709
Average per Game	110.9	106.8
Total Rushes	426	428
NET YARDS PASSING	3332	3586
Average per Game	208.3	224.1
Sacked/Yards Lost	42/288	29/191
Gross Yards	3620	3777
Att./Completions	537/335	465/297
Completion Pct.	62.4	63.9
Had Intercepted	13	13
PUNTS/AVERAGE	67/43.3	67/43.0
NET PUNTING AVE.	67/36.9	67/36.8
PENALTIES/YARDS	104/813	80/691
FUMBLES/BALLS LOST	23/11	15.4
TOUCHDOWNS	35	41
Rushing	17	14
Passing	15	25
Returns	3	2

BY PERIODS	1	2	3	4	OT	PTS
Jaguars	58	88	62	91	3	302
Opponents	101	102	50	114	0	367

SCORING	TD	RU	PA	RT	PAT	FG	S	TP
Scobee	0	0	0	0	33/33	19/25	0	90
Jones-Drew	14	12	2	0	0	0	0	84
Owens	3	2	0	1	0	0	0	18
Williams	3	0	3	0	0	0	0	18
Garrard	2	2	0	0	0	0	0	12
M. Jones	2	0	2	0	0	0	0	12
Lewis	2	0	2	0	0	0	0	12
Mathis	2	0	2	0	0	0	0	12
Northcutt	2	0	2	0	0	0	0	12
G. Jones	1	0	1	0	0	0	0	6
Pearman	1	0	1	0	0	0	0	6
Porter	1	0	1	0	0	0	0	6
Taylor	1	0	1	0	0	0	0	6
Williamson	1	0	1	0	0	0	0	6
Jaguars	35	17	15	3	33/33	19/25	1	302
Opp.	41	14	25	2	40/40	27/30	0	367

PASSING	ATT	CMP	PCT	YARDS	YDS/ATT	TD	INT	LG	SK/YDS	RATING
Garrard	535	335	62.6	3,620	6.77	15	13	41	42/288	81.7
Lemon	2	0	0.0	0	0.00	0	0	0	0/0	39.6
Jaguars	537	335	62.4	3,620	6.74	15	13	41	42/288	81.4
Opponents	465	297	63.9	3,777	8.12	25	13	56t	29/191	95.4

RUSHING	NO	YDS	AVG	LG	TD
Jones-Drew	197	824	4.2	46t	12
Taylor	143	556	3.9	34	1
Garrard	73	322	4.4	24	2
Owens	2	43	21.5	41t	2
G. Jones	2	13	6.5	13	0
Northcutt	1	9	9.0	9	0
Washington	4	9	2.3	6	0
Williamson	1	1	1.0	1	0
Williams	1	0	0.0	0	0
Lemon	2	-3	-1.5	-1	0
Jaguars	426	1,774	4.2	46t	17
Opponents	428	1,709	4.0	40t	14

RECEIVING	NO	YDS	AVG	LG	TD
M. Jones	65	761	11.7	35	2
Jones-Drew	62	565	9.1	26	2
Northcutt	44	545	12.4	41	2
Lewis	41	489	11.9	30t	2
Williams	37	364	9.8	32	3
Walker	16	217	13.6	32	0
Taylor	16	98	6.1	17	0
G. Jones	13	116	8.9	22	1
Porter	11	181	16.5	33	1
Estadnia	10	113	11.3	23	0
Angulo	8	63	7.9	17	0
Williamson	5	30	6.0	10t	1
Wrightser	2	35	17.5	27	0
Owens	2	17	8.5	10	0
Pearman	1	23	23.0	23t	1
Washington	1	9	9.0	9	0
Garrard	1	-6	-6.0	-6	0
Jaguars	335	3,620	10.8	41	15
Opponents	297	3,777	12.7	56t	25

INTERCEPTIONS	NO	YDS	AVG	LG	TD
Mathis	4	151	37.8	72t	2
Sensabaugh	4	38	9.5	23	0
Williams	2	31	15.5	27	0
Nelson	2	0	0.0	0	0
Harvey	1	0	0.0	0	0
Jaguars	13	220	16.9	72t	2
Opponents	13	181	13.9	42	1

PUNTING	NO	YDS	AVG	NET	TR	IN	LG	B
Weatherford	21	915	43.6	37.7	3	2	57	0
Podlesh	46	1989	43.2	36.6	5	12	60	0
Jaguars	67	2904	43.3	36.9	8	14	60	0
Opp.	67	2878	43.0	36.8	7	25	61	0

PUNT RET.	NO	FC	YDS	AVG	LG	TD
Witherspoon	17	9	192	11.3	38	0
Jones-Drew	7	1	69	9.9	15	0
Northcutt	5	7	14	2.8	9	0
Jaguars	29	17	275	9.5	38	0
Opponents	31	19	269	8.7	28	0

KICKOFF RET.	NO	YDS	AVG	LG	TD
Witherspoon	52	1250	24.0	51	0
Jones-Drew	13	281	21.6	33	0
Williamson	4	84	21.0	26	0
G. Jones	2	19	9.5	10	0
Owens	2	30	15.0	20	0
Reves	1	14	14.0	14	0
Jaguars	74	1678	22.7	51	0
Opponents	51	1015	19.9	52	0

2-point conversions: Jaguars 0-2, Opponents 0-1

Standings: Fourth in AFC South

FGS	1-19	20-29	30-39	40-49	50+
Scobee	0/0	7/7	3/6	5/7	4/5
Jaguars	0/0	7/7	3/6	5/7	4/5
Opponents	0/0	9/9	10/12	6/7	2/2

Scobee: (37N, 27G) (28G, 50G, 39G) (26G, 21G, 51G) (46G, 40G, 37G) () (48G) (38B, 53G) (52G, 26G) (34G) () (21G, 46N, 38N) (43N, 29G) (42G) (51N) (44G) ()

Opponents: (47G) (21G, 45G) () (27G, 47G) (38G, 23G) (39G) (32G, 20G, 42G) () (33B) (32G) (54G, 32G, 22G) (38G, 50G, 20G) (22G, 36G, 35G) (22G, 23G, 38G) (30N, 45G) (32G, 48N, 41G)

SACKS

Hayward 4.5, Harvey 3.5, Spicer 3.5, Groves 2.5, Smith 2.5, Henderson 2.0, Ingram 2.0, Landri 2.0, Meier 2.0, Kennedy 1.0, Mathis 1.0, Mincey 1.0, Peterson 1.0, McDaniel 0.5, **Jaguars 29, Opponents 42.**

TACKLES (Solo, Assists, Total)

Peterson (88-51-139), Smith (89-41-130), Durant (81-32-113), B. Williams (78-11-90), Sensabaugh (70-12-82), Ingram (38-34-72), Nelson (45-19-64), Henderson (37-16-53), Spicer (34-16-50), Meier (31-14-45), Harvey (23-12-35), Mathis (33-0-33), Hayward (24-7-31), Florence (24-2-26), Landri (12-11-23), McDaniel (15-7-22), Prioleau (15-3-18), Groves (12-5-17), T. Williams (15-0-15), Kennedy (4-4-8), Witherspoon (7-0-7), Mincey (3-3-6), Ivuh (0-2-2)

USUAL STARTING LINEUP

OFFENSE

WR Reggie Williams (11)
Jerry Porter (6)
LG Khalif Barnes (16)
LT Vince Manuwai (1)
Uche Nwaneri (15)
C Brad Meester (10)
Dennis Norman (6)
RG Maurice Williams (11)
Milford Brown (4)
Tutan Reyes (3)
Dennis Norman (8)
RT Tony Pashos (16)
TE Marcedes Lewis (15)
TE Richard Angulo (7)
Greg Estadnia (2)
WR Matt Jones (10)
Troy Williamson (2)
QB David Garrard (16)
RB Fred Taylor (13)
Maurice Jones-Drew (3)
FB Greg Jones (7)

DEFENSE

DE Paul Spicer (10)
Derrick Harvey (9)
DT John Henderson (14)
Tony McDaniel (3)
DT Rob Meier (15)
DE Reggie Hayward (13)
DL Daryl Smith (8)
Clint Ingram (8)
Mike Peterson (10)
Daryl Smith (6)
Clint Ingram (4)
Justin Durant (12)
CB Rashean Mathis (12)
William James (1)
CB Drayton Florence (8)
Brian Williams (11)
Brian Williams (5)
Gerald Sensabaugh (10)
Reggie Nelson (13)
Gerald Sensabaugh (3)



2009 STATISTICS (7-9)

Head Coach: Jack Del Rio

DATE	OPPONENT	SCORE	WL	TKDS
Sept. 13	at Indianapolis	12-14	L	65,757
Sept. 20	ARIZONA	17-31	L	46,520
Sept. 27	at Houston	31-24	W	70,083
Oct. 4	TENNESSEE	37-17	W	49,014
Oct. 11	at Seattle	0-41	L	67,228
Oct. 18	ST. LOUIS	23-20 (OT)	W	42,888
Oct. 25	Open date			
Nov. 1	at Tennessee	13-30	L	69,143
Nov. 8	KANSAS CITY	24-21	W	45,546
Nov. 15	at N.Y. Jets	24-22	W	76,313
Nov. 22	BUFFALO	18-15	W	47,757
Nov. 29	at San Francisco	3-20	L	69,732
Dec. 6	HOUSTON	23-18	W	42,079
Dec. 13	MIAMI	10-14	L	60,457
Dec. 17	INDIANAPOLIS	31-35	L	63,753
Dec. 27	at New England	7-35	L	68,756
Jan. 3	at Cleveland	17-23	L	66,935
•TV Blackout				

	JAX	OPP
TOTAL FIRST DOWNS	300	307
Rushing	114	100
Passing	170	191
Penalty	16	16
3rd Down: Made/Att	102/226	94/209
3rd Down Pct.	45.1%	45.0%
4th Down: Made/Att	12/21	12/17
4th Down Pct.	57.1%	70.6%
POSSESSION AVG.	30.08	29.52
TOTAL NET YARDS	5,385	5,637
Avg. Per Game	336.6	352.3
Total Plays	1010	982
Avg. Per Play	5.3	5.7
Net Yards Rushing	2,029	1,863
Avg. Per Game	126.8	116.4
Total Rushes	447	458
NET YARDS PASSING	3,356	3,774
Avg. Per Game	209.8	235.9
Sacked/Yards Lost	44/243	14/79
Gross Yards	3,599	3,853
Attempts/Completions	519/315	510/345
Completion Pct.	60.7%	67.6%
Had Intercepted	10	15
PUNTS/AVERAGE	72/41.9	62/44.9
NET PUNTING AVG.	38.3	39.5
PENALTIES/YARDS	70/542	64/498
FUMBLES/BALL LOST	28/13	22/10
TOUCHDOWNS	34	44
Rushing	19	12
Passing	15	28
Returns	0	4

BY PERIODS	1	2	3	4	OT	PTS
Jaguars	48	113	46	80	3	290
Opponents	69	157	75	79	0	380

SCORING	TD	RU	PA	RT	PAT	FG	S	TP
Jones-Drew	16	15	1	0	0/0	0/0	0	86
J.Scobee	0	0	0	0	30/31	18/28	0	94
Sims-Walker	7	0	7	0	0/0	0/0	0	42
D. Garrard	3	3	0	0	0/0	0/0	0	20
M.Lewis	2	0	2	0	0/0	0/0	0	12
Z.Miller	2	0	2	0	0/0	0/0	0	12
N.Hughes	1	0	1	0	0/0	0/0	0	6
R.Jennings	1	0	1	0	0/0	0/0	0	6
M. Thomas	1	0	1	0	0/0	0/0	0	6
E.Wilford	1	0	1	0	0/0	0/0	0	6
Jaguars	34	19	15	0	30/31	18/28	0	290
Opponents	44	12	28	4	38/38	24/28	1	380

PASSING	ATT	CMP	PCT	YARDS	YDS/ATT	TD	INT	LG	SK/YDS	RATING
D. Garrard	516	314	60.9	3,597	7.0	15	10	63	42/236	83.5
L. McCown	3	1	33.3	2	0.7	0	0	2	2/7	42.4
Jaguars	519	315	60.7	3,599	6.9	15	10	63	44/243	83.2
Opponents	510	345	67.6	3,853	7.6	28	15	98t	14/79	96.0

RUSHING	NO	YDS	AVG	LG	TD
M. Jones-Drew	312	1,391	4.5	80t	15
D. Garrard	77	323	4.2	30t	3
R. Jennings	39	202	5.2	28t	1
M. Thomas	12	86	7.2	22t	0
G. Jones	4	23	5.8	11t	0
Z. Miller	1	3	3.0	3	0
M. Owens	2	1	0.5	3	0
Jaguars	447	2,029	4.5	80t	19
Opponents	458	1,863	4.1	89t	12

RECEIVING	NO	YDS	AVG	LG	TD
M. Sims-Walker	63	869	13.8	61t	7
M. Jones-Drew	53	374	7.1	19	1
T. Holt	51	722	14.2	63	0
M. Thomas	48	453	9.4	28	1
M. Lewis	32	518	16.2	47	2
Z. Miller	21	212	10.1	62	2
R. Jennings	16	101	6.3	14	0
E. Wilford	11	123	11.2	30	1
J. Dillard	6	106	17.7	33	0
N. Hughes	5	70	14.0	35t	1
G. Jones	5	14	2.8	9	0
T. Williamson	3	34	11.3	13	0
Z. Potter	1	3	3.0	3	0
Jaguars	315	3,599	11.4	63	15
Opponents	345	3,853	11.2	98t	28

INTERCEPTIONS	NO	YDS	AVG	LG	TD
D. Cox	4	6	1.5	6	0
R. Mathis	3	46	15.3	29	0
A. Smith	2	34	17.0	30	0
G. Alexander	2	23	11.5	22	0
Q. Groves	1	37	37.0	37	0
J. Durant	1	27	27.0	27	0
S. Considine	1	25	25.0	25	0
D. Smith	1	10	10.0	10	0
Jaguars	15	208	13.9	37	0
Opponents	10	234	23.4	56	1

PUNTING	NO	YDS	AVG	NET	TR	IN	LG	B
A. Poulshess	72	3,017	41.9	38.3	5	23	64	0
Jaguars	72	3,017	41.9	38.3	5	23	64	0
Opponents	62	2,784	44.9	39.5	5	21	70	0

PUNT RET.	NO	FC	YDS	AVG	LG	TD
M. Thomas	14	4	118	8.4	44	0
B. Witherspoon	7	3	78	11.1	42	0
M. Jones-Drew	2	0	19	9.5	12	0
N. Hughes	2	0	18	9.0	11	0
W. Middleton	1	0	0	0.0	0	0
S. Starks	1	0	0	0.0	0	0
Jaguars	27	7	233	8.6	44	0
Opponents	38	15	159	4.2	13	0

KICKOFF RET.	NO	YDS	AVG	LG	TD
M. Thomas	26	644	24.8	43	0
B. Witherspoon	24	568	23.7	42	0
M. Jones-Drew	4	102	25.5	30	0
R. Jennings	3	56	18.7	24	0
M. Owens	3	49	16.3	29	0
T. Underwood	2	38	19.0	24	0
Z. Miller	2	19	9.5	16	0
A. Ellison	1	16	16.0	16	0
E. Wilford	1	0	0.0	0	0
Jaguars	66	1,492	22.6	43	0
Opponents	47	1,069	22.7	93t	1

2-Pt. Conversions: Garrard, Jaguars 1-3 Opponents 2-6

Standings: Fourth in AFC South

FGS	1-19	20-29	30-39	40-49	50+
J.Scobee	0/0	7/8	4/4	3/7	4/9
Jaguars	0/0	7/8	4/4	3/7	4/9
Opponents	0/0	12/12	4/5	7/8	1/3

Scobee: (24G, 46G, 63N) (30G, 46B) (52G) (22G, 50G, 55N, 33G) () (58N, 36G) () (53N, 27G) (49N, 21G) (29G) (40N, 32G, 21N) (51G, 46G, 24G) (25G) (50G, 57N) () (47G, 43N)

Opponents: (52N) (45G, 48N) (27G) (29G) (47G, 27G) (52G, 27G) (48G, 25G, 45G) (45G, 21G, 56N) (32G, 37G, 40G) (26G, 28G, 22G) (46G, 27G) (32G) (38N) () () (27G, 21G, 33G)

SACKS

J. Henderson 3.0, D. Harvey 2.0, T. Knighton 1.5, D. Smith 1.5, C. Ingram 1.0, M. Stanley 1.0, R. Hayward 1.0, J. Durant 1.0, A. Ellison 1.0, D. Landri 1.0
Jaguars: 14.0, Opponents: 44.0

TACKLES (Solo, Assists, Total)

Smith (101-49-150), Durant (90-45-135), Ingram (47-30-77), Nelson (60-17-77), Cox (56-20-76), Harvey (37-32-69), Henderson (27-33-60), Alexander (39-19-58), Allen (35-23-58), Knighton (29-24-53), Mathis (28-12-40), Iwuh (26-12-38), Groves (22-12-34), Ellison (16-12-28), A. Smith (21-7-28), Stanley (17-7-24), Landri (8-7-15), Russell (6-8-14), Ju. Williams (6-4-10), B. Smith (4-5-9), Starks (4-3-7), Middleton (7-0-7), Navarre (3-2-5), Hayward (2-1-3), Harrington (1-0-1), Peterson (0-1-1)

USUAL STARTING LINEUP

OFFENSE

WR	Mike Sims-Walker (14)
	Mike Thomas (4)
LT	Eugene Monroe (13)
	Tr Thomas (3)
LG	Vince Manuwai (16)
C	Brad Meester (16)
RG	Uche Nwaneri (13)
	Maurice Williams (3)
RT	Eben Britton (15)
	Maurice Williams (1)
TE	Marcodes Lewis (15)
	Ernest Wilford (7)
WR	Torry Holt (12)
QB	David Garrard (16)
RB	Maurice Jones-Drew (16)
FB	Greg Jones (7)

DEFENSE

DE	Derrick Harvey (16)
DT	John Henderson (15)
DE	Atiyah Ellison (2)
DT	Terrance Knighton (16)
DE	Quentin Groves (7)
DE	Atiyah Ellison (4)
OLB	Daryl Smith (16)
MLB	Justin Durant (13)
OLB	Clint Ingram (12)
CB	Rashan Mathis (10)
CB	Tryon Brackenkridge (5)
CB	Derek Cox (16)
SS	Sean Considine (6)
	Gerald Alexander (10)
FS	Reggie Nelson (14)
	Anthony Smith (2)

**2009 DEFENSIVE STATISTICS**

TACKLES	TT	UT	A	SACKS	INT	PD	TFL	QBP	FF	FR
Daryl Smith	150	101	49	1.5	1	4	9	9	3	2
Justin Durant	135	90	45	1.0	1	0	4	3	1	0
Reggie Nelson	77	60	17	0.0	0	6	2	2	0	1
Clint Ingram	77	47	30	1.0	0	0	2	4	0	1
Derek Cox	76	56	20	0.0	4	7	0	0	0	1
Derek Harvey	69	37	32	2.0	0	1	3	20	0	1
John Henderson	60	27	33	3.0	0	2	0	9	2	0
Gerald Alexander	58	39	19	0.0	2	3	0	0	3	1
Russell Allen	58	35	23	0.0	0	0	3	1	0	0
Terrance Knighton	53	29	24	1.5	0	1	6	2	1	0
Rashean Mathis	40	28	12	0.0	3	7	0	1	2	1
Brian Iwuh	38	26	12	0.0	0	0	3	0	0	0
Sean Considine	36	24	12	0.0	1	5	2	0	0	0
Quentin Groves	34	22	12	0.0	1	0	3	7	1	0
Tyron Brackenridge	34	23	11	0.0	0	6	1	1	2	0
Atiyah Ellison	28	16	12	1.0	0	1	2	4	0	0
Anthony Smith	28	21	7	0.0	2	3	0	2	0	1
Montavious Stanley	24	17	7	1.0	0	3	1	1	0	0
Derek Landri	15	8	7	1.0	0	0	0	1	0	0
Brian Russell	14	6	8	0.0	0	0	0	0	0	0
Julius Williams	10	6	4	0.0	0	0	0	1	0	0
Bryan Smith	9	4	5	0.0	0	1	1	4	0	0
Scott Starks	7	4	3	0.0	0	1	0	0	0	0
William Middleton	7	7	0	0.0	0	0	1	0	0	0
Jeremy Navarre	5	3	2	0.0	0	0	1	1	0	0
Reggie Hayward	3	2	1	1.0	0	0	0	1	0	0
Chris Harrington	1	1	0	0.0	0	0	0	0	0	0
Greg Peterson	1	0	1	0.0	0	0	0	0	0	0
James Wyche	0	0	0	0.0	0	0	0	0	0	0

SPECIAL TEAMS	TACKLES	SOLO	ASST	BLK/KICK	FF	FR
Montell Owens	30	18	12	0	0	0
Brian Iwuh	17	9	8	0	0	0
Russell Allen	14	9	5	0	0	0
William Middleton	12	11	1	0	0	0
Tyron Brackenridge	11	6	5	0	0	0
Quentin Groves	11	4	7	0	0	0
Courtney Greene	10	4	6	0	0	0
Jeremy Cain	9	4	5	0	0	0
Zach Miller	9	8	1	0	0	0
Anthony Smith	7	5	2	0	0	0
Gerald Alexander	5	5	0	0	0	0
Sean Considine	4	4	0	0	0	1
Kennard Cox	4	2	2	0	0	0
Reggie Nelson	4	1	3	0	0	0
Brian Witherspoon	3	2	1	0	0	0
Josh Scobee	3	1	2	0	0	0
Adam Seward	3	1	2	0	0	0
Greg Jones	3	2	1	0	0	0
Michael Coe	3	1	2	0	0	0
Scott Starks	2	1	1	0	0	0
Brian Russell	1	1	1	0	0	0
Julius Williams	1	1	0	0	0	0
Bryan Smith	1	0	1	0	0	0
Greg Estandia	1	1	0	0	0	0
Nate Hughes	1	0	1	0	0	0

COACHES

SCOUTS

STAFF

PLAYERS

HISTORY

RECORDS

MISC.



PLAYOFF GAME SUMMARIES

1996 AFC WILD CARD PLAYOFF • JAGUARS 30, BILLS 27
DECEMBER 28, 1996, RICH STADIUM

JACKSONVILLE JAGUARS (10-7)	10	7	3	10	—	30
BUFFALO BILLS (10-7)	14	3	3	7	—	27

The Jaguars won their first-ever playoff game with a come-from-behind victory over Buffalo and became the first road team to win a postseason game at Rich Stadium. Natrone Means rushed for 175 yards and a touchdown, and Mike Hollis kicked three field goals, the game-winner with 3:07 to play. Buffalo jumped out to a 7-0 lead, but Clyde Simmons intercepted Jim Kelly and ran 20 yards for a score to tie the game. Simmons also had two sacks. Buffalo took a 27-20 lead early in the fourth quarter, but Mark Brunell found Jimmy Smith for a 2-yard TD pass to tie the score, and Aaron Beasley recovered a fumble prior to Hollis' field goal.

TEAM	QTR	TIME	SCORING PLAY	TEAM STATS	JAX	BUF
Buf.	1	11:30	Thomas 7 pass from Kelly (Christie kick)	First Downs	18	19
Jax.	1	6:26	Simmons 20 interception return (Hollis kick)	Total Yards	409	308
Buf.	1	2:26	Thomas 2 run (Christie kick)	Rushing Yards	184	92
Jax.	1	0:10	Hollis 27 field goal	Passing Yards	225	216
Jax.	2	3:45	Means 30 run (Hollis kick)	Att-Comp-Int	33-18-2	36-22-1
Buf.	2	1:56	Christie 33 field goal	Third Downs	7-17	5-15
Buf.	3	10:20	Christie 47 field goal	Fourth Downs	1-1	0-1
Jax.	3	2:45	Hollis 24 field goal	Punts-Avg.	5-50.6	5-43.2
Buf.	4	14:17	Burris 38 interception return (Christie kick)	Fumbles-Lost	0-0	4-2
Jax.	4	8:40	Smith 2 pass from Brunell (Hollis kick)	Penalties-Yards	6-42	6-39
Jax.	4	3:07	Hollis 45 field goal	Possession	33:06	26:54

Attendance: 70,213 • Temperature: 49 degrees

RUSHING: Jaguars - Means 31-175 (1 TD), Brunell 3-9, Stewart 1-0, Bills - Thomas 14-50 (1 TD), Kelly 4-18, Holmes 9-10, Tasker 1-9, Tindale 1-5

PASSING: Jaguars - Brunell 33-18-239, 1 TD, 2 INTs, Bills - Kelly 32-21-239, 1 TD, 1 INT, Collins 4-1-7, 0 TD, 0 INT

RECEIVING: Jaguars - Smith 5-58 (1 TD), McCardell 4-76, Mitchell 3-64, Maston 2-21, Jackson 1-11, Brown 1-8, Stewart 1-5, Means 1(-4), Bills - Early 9-122, Reed 3-32, Tasker 3-30, Johnson 3-27, Thomas 3-24, Holmes 1-11

SACKS: Jaguars 3 (Simmons 2, Brackens 1), Bills 2 (Covington 1, White 1)

INTERCEPTIONS: Jaguars 1 (Simmons [TD]), Bills 2 (Burris [TD], Smith)

1996 AFC DIVISIONAL PLAYOFF • JAGUARS 30, BRONCOS 27
JANUARY 4, 1997, MILE HIGH STADIUM

JACKSONVILLE JAGUARS (11-7)	0	13	7	10	—	30
DENVER BRONCOS (13-4)	12	0	0	15	—	27

The Jaguars won their seventh straight game as they shocked the football world with their upset victory over the 13-3 Broncos. After falling behind 12-0, the Jaguars scored on their next six possessions, all on drives of 50 yards and longer, taking a 30-20 lead. Denver had not lost at home all season and had not lost a playoff game at Mile High Stadium since 1984. Natrone Means rushed for 140 yards, and Mark Brunell threw TD passes to Keenan McCardell and Jimmy Smith. The Jaguars dominated in yards, first downs and time of possession.

TEAM	QTR	TIME	SCORING PLAY	TEAM STATS	JAX	DEN
Den.	1	6:22	Hebron 1 run (Elam kick blocked by Simmons)	First Downs	22	21
Den.	1	0:33	Sharpe 18 pass from Elway (run failed)	Total Yards	443	351
Jax.	2	11:15	Hollis 46 field goal	Rushing Yards	203	126
Jax.	2	2:58	Means 8 run (Hollis kick)	Passing Yards	240	225
Jax.	2	0:10	Hollis 42 field goal	Att-Comp-Int	29-18-0	38-25-0
Jax.	3	8:51	McCardell 31 pass from Brunell (Hollis kick)	Third Downs	8-15	6-12
Jax.	4	10:51	Hollis 22 field goal	Fourth Downs	0-0	1-1
Den.	4	7:37	Davis 2 run (Davis run)	Punts-Avg.	3-39.7	5-42.6
Jax.	4	3:39	Smith 16 pass from Brunell (Hollis kick)	Fumbles-Lost	0-0	1-0
Den.	4	1:50	McCaffrey 15 pass from Elway (Elam kick)	Penalties-Yards	3-18	8-64
				Possession	32:24	27:36

Attendance: 75,678 • Temperature: 46 degrees

RUSHING: Jaguars - Means 21-140 (1 TD), Brunell 7-44, Stewart 8-19, Broncos - Davis 14-91 (1 TD), Elway 5-30, Hebron 2-5 (1 TD)

PASSING: Jaguars - Brunell 29-18-245, 2 TD, 0 INT, Broncos - Elway 38-25-226, 2 TD, 0 INT

RECEIVING: Jaguars - McCardell 5-59 (1 TD), Means 4-46, Smith 3-71 (1 TD), Jackson 3-35, Mitchell 2-9, Stewart 1-25,

Broncos - Davis 7-24, Miller 5-67, McCaffrey 5-54 (1 TD), Craver 3-17, Sharpe 2-31 (1 TD), Carswell 2-18, R.Smith 1-15

SACKS: Jaguars 1 (Robinson 1), Broncos 2 (Aldridge 1, Williams 1)

INTERCEPTIONS: Jaguars 0, Broncos 0



1996 AFC CHAMPIONSHIP GAME • PATRIOTS 20, JAGUARS 6

JANUARY 12, 1997, FOXBORO STADIUM

JACKSONVILLE JAGUARS (11-8)	0	3	3	0	—	6
NEW ENGLAND PATRIOTS (13-5)	7	6	0	7	—	20

In just their second season, the Jaguars' saw their hopes of reaching the Super Bowl end in the AFC Championship game on a cold night in New England. The game began ominously for Jacksonville on its first series, when punter Bryan Barker fielded a high snap and was tackled at the Jaguars' four-yard line. The Patriots scored a touchdown two plays later. Mistakes haunted the Jaguars throughout the game, with a total of four turnovers - three on their last four possessions - including an end zone interception and a fumble that was returned for a touchdown.

TEAM	QTR	TIME	SCORING PLAY	TEAM STATS	JAX	NE
NE	1	12:34	Martin 1 run (Vinatieri kick)	First Downs	18	13
Jax.	2	10:33	Hollis 32 field goal	Total Yards	289	234
NE	2	7:23	Vinatieri 29 field goal	Rushing Yards	101	73
NE	2	0:00	Vinatieri 20 field goal	Passing Yards	188	161
Jax.	3	2:37	Hollis 28 field goal	Att-Comp-Int	38-20-2	33-20-1
NE	4	2:24	Smith 47 fumble return (Vinatieri kick)	Third Downs	5-14	2-13
				Fourth Downs	0-2	1-2
				Punts-Avg.	5-36.4	6-39.7
				Fumbles-Lost	3-2	2-1
				Penalties-Yards	4-23	2-5
				Possession	34:43	25:17

Attendance: 60,190 • Temperature: 27 degrees

RUSHING: Jaguars - Means 19-43, Stewart 7-40, Brunell 6-34, Barker 1-(16), Patriots - Martin 19-59 (1 TD), Meggett 3-9, Bledsoe 1-4, Byars 1-1

PASSING: Jaguars - Brunell 38-20-190, 0 TD, 2 INTs, Patriots - Bledsoe 33-20-178, 0 TD, 1 INT

RECEIVING: Jaguars - Mitchell 7-63, McCardell 6-62, Smith 3-45, Stewart 2-8, Brown 1-10, Barlow 1-2, Patriots - Glenn 5-33, Jefferson 4-91, Byars 4-16, Martin 3-18, Meggett 3-15, Coates 1-5

SACKS: Jaguars 2 (Davey 1, Simmons 0.5, Robinson 0.5), Patriots 1 (Slade 1)

INTERCEPTIONS: Jaguars 1 (Beasley), Patriots 2 (Bruschi, Clay)

1997 AFC WILD CARD PLAYOFF • BRONCOS 42, JAGUARS 17

DECEMBER 27, 1997, MILE HIGH STADIUM

JACKSONVILLE JAGUARS (11-6)	0	7	10	0	—	17
DENVER BRONCOS (13-4)	14	7	0	21	—	42

The Jaguars returned to the site of their historic playoff upset over Denver a year earlier, but the outcome was not to be the same. The Broncos took a 21-0 lead early in the second quarter, however the Jaguars closed the gap to 21-17 in the third quarter with a blocked punt returned for a touchdown and looked to make a rally. On the next series the defense forced a fumble, but the Jaguars could not capitalize as a fumbled snap at the Denver 16-yard line ended the Jaguars' momentum. The Broncos rolled up 511 yards on offense, 310 of them on the ground, and scored five rushing touchdowns in the game. The Jaguars held the ball for just 19:01, their lowest time of possession ever.

TEAM	QTR	TIME	SCORING PLAY	TEAM STATS	JAX	DEN
Den.	1	7:39	Davis 2 run (Elam kick)	First Downs	14	28
Den.	1	2:37	Smith 43 pass from Elway (Elam kick)	Total Yards	237	511
Den.	2	10:46	Davis 5 run (Elam kick)	Rushing Yards	50	310
Jax.	2	5:09	Means 1 run (Hollis kick)	Passing Yards	187	201
Jax.	3	13:33	Hollis 38 field goal	Att-Comp-Int	32-18-1	24-16-0
Jax.	3	9:16	Davis 29 blocked punt return (Hollis kick)	Third Downs	3-10	12-16
Den.	4	13:21	Loville 25 run (Elam kick)	Fourth Downs	0-1	1-1
Den.	4	3:43	Loville 8 run (Elam kick)	Punts-Avg.	4-29.5	3-33.0
Den.	4	1:11	Hebron 6 run (Elam kick)	Fumbles-Lost	1-1	3-2
				Penalties-Yards	9-54	9-94
				Possession	19:01	40:59

Attendance: 74,481 • Temperature: 27 degrees

RUSHING: Jaguars - Means 10-40 (1 TD), Stewart 1-6, Brunell 3-4, Broncos - Davis 31-184 (2 TD), Loville 11-103 (2 TD), Hebron 6-23 (1 TD), Elway 1-0

PASSING: Jaguars - Brunell 32-18-203, 0 TD, 1 INT, Broncos - Elway 24-16-223, 1 TD, 0 INT

RECEIVING: Jaguars - McCardell 6-55, Smith 6-55, Stewart 3-46, Jones 1-37, Mitchell 1-7, Means 1-3, Broncos - Davis 4-11, Smith 3-99 (1 TD), McCaffrey 2-33, Green 2-32, Sharpe 2-29, Griffith 2-9, Loville 1-10

SACKS: Jaguars 3 (Simmons 2, Hudson 1), Broncos 3 (Gordon 1, Price 1, Tanuvasa 1)

INTERCEPTIONS: Jaguars 0, Broncos 1 (Gordon)

COACHES

SCOUTS

STAFF

PLAYERS

HISTORY

RECORDS

MISC.



1998 AFC WILD CARD PLAYOFF • JAGUARS 25, PATRIOTS 10

JANUARY 3, 1999, ALLTEL STADIUM

NEW ENGLAND PATRIOTS (9-8)	0	0	7	3	—	10
JACKSONVILLE JAGUARS (12-5)	6	6	0	13	—	25

The Jaguars hosted their first-ever home playoff game and defeated the Patriots to advance to the divisional playoffs. Mark Brunell returned as the starter after missing nearly three games with a high-ankle sprain. For the Patriots, Scott Zolak started for the injured Drew Bledsoe. The Patriots did not score on their eight first-half possessions. The Jaguars took advantage and scored on two Mike Hollis field goals and a 13-yard run by Fred Taylor. New England scored 10 points before the Jaguars bounced back with 13 in the fourth quarter. Taylor's 162 yards rushing were the second-most in a postseason game in Jaguars' history, and his 33 attempts were the most. Hollis' four field goals without a miss extended his streak of consecutive field goals in the postseason to 12 and broke his postseason single-game record.

TEAM	QTR	TIME	SCORING PLAY	TEAM STATS	NE	JAX
Jax.	1	8:57	Hollis 35 field goal	First Downs	14	17
Jax.	1	2:01	Hollis 24 field goal	Total Yards	206	308
Jax.	2	5:58	Taylor 13 run (2-point run failed)	Rushing Yards	35	160
N.E.	3	4:27	Edwards 1 run (Vinatieri kick)	Passing Yards	171	148
N.E.	4	14:48	Vinatieri 27 field goal	Att-Comp-Int	44-21-1	34-14-0
Jax.	4	12:24	Smith 37 pass from Brunell (Hollis kick)	Third Downs	5-15	7-18
Jax.	4	5:52	Hollis 34 field goal	Fourth Downs	0-1	0-1
Jax.	4	1:44	Hollis 21 field goal	Punts-Avg.	8-47.3	6-44.8
				Fumbles-Lost	4-2	2-0
				Penalties-Yards	6-50	4-35
				Possession	28:00	32:00

Attendance: 71,139 • Temperature: 60 degrees

RUSHING: Jaguars - Taylor 33-162 (1 TD), Brunell 4- (-2), Patriots - Edwards 17-28 (1 TD), Shaw 1-4, Carter 1-3

PASSING: Jaguars - Brunell 34-14-161, 1 TD, 0 INT, Patriots - Zolak 44-21-190, 0 TD, 1 INT

RECEIVING: Jaguars - McCardell 6-72, Smith 5-56 (1 TD), Mitchell 1-22, D. Jones 1-8, Shelton 1-3, Patriots - Brown 4-46, Jefferson 4-30, Simmons 3-42, Edwards 3-33, Cullors 2-17, Coates 2-10, Carter 2-3, Purnell 1-9

SACKS: Jaguars 2 (Smeenge 1, Brackens 1), Patriots 2 (Spires 2)

INTERCEPTIONS: Jaguars 1 (Hudson), Patriots 0

1998 AFC DIVISIONAL PLAYOFF • JETS 31, JAGUARS 24

JANUARY 10, 1999, GIANTS STADIUM

JACKSONVILLE JAGUARS (12-6)	0	7	7	10	—	24
NEW YORK JETS (13-4)	7	10	14	3	—	34

The Jaguars' season ended in 26 degree temperatures in New York, with the Jets jumping out to a 17-0 lead and coasting to the win. Jacksonville's only first-half score was a 52-yard pass from Mark Brunell to Jimmy Smith on the final play. The Jaguars couldn't stop New York's Keyshawn Johnson, who scored both rushing and receiving and also intercepted a pass. With the score 31-24 late in the fourth quarter, Brunell, who threw three TDs and three interceptions, had a chance to tie the game late after a Donovan Darius interception of Vinny Testaverde in the end zone. But the Jaguars went 3-and-out and the Jets added a field goal for their final points. Smith caught two TD passes and became the first Jaguar to have 100 receiving yards in a playoff game.

TEAM	QTR	TIME	SCORING PLAY	TEAM STATS	JAX	NYJ
NYJ	1	10:26	Johnson 21 pass from Testaverde (Hall kick)	First Downs	14	29
NYJ	2	10:35	Hall 52 field goal	Total Yards	251	429
NYJ	2	0:33	Johnson 10 run (Hall kick)	Rushing Yards	95	151
Jax.	2	0:00	Smith 52 pass from Brunell (Hollis kick)	Passing Yards	156	278
NYJ	3	9:13	Martin 1 run (Hall kick)	Att-Comp-Int	31-12-3	36-24-1
Jax.	3	8:08	McCardell 3 pass from Brunell (Hollis kick)	Third Downs	4-12	10-14
NYJ	3	2:16	Martin 1 run (Hall kick)	Fourth Downs	1-2	0-0
Jax.	4	9:58	Smith 19 pass from Brunell (Hollis kick)	Punts-Avg.	3-37.0	2-34.5
Jax.	4	6:38	Hollis 37 field goal	Fumbles-Lost	1-1	2-2
NYJ	4	0:24	Hall 30 field goal	Penalties-Yards	3-25	5-38
				Possession	20:44	39:16

Attendance: 78,817 • Temperature: 26 degrees

RUSHING: Jaguars - Taylor 20-86, Brunell 2-9, Jets - Martin 36-124 (2 TD), Johnson 2-28 (1 TD), Testaverde 1-(-1)

PASSING: Jaguars - Brunell 31-12-156, 3 TDs, 3 INTs, Jets - Testaverde 36-24-284, 1 TD, 1 INT

RECEIVING: Jaguars - Smith 5-104 (2 TD), McCardell 4-32 (1 TD), Mitchell 2-13, Banks 1-7, Jets - Johnson 9-121 (1 TD), Martin 6-58, Chrebet 4-45, Byars 2-11, Ward 1-18, Brady 1-17, Meggett 1-14

SACKS: Jaguars 1 (Hardy 1, Curry 1), Jets 0

INTERCEPTIONS: Jaguars 1 (Darius), Jets 3 (Brown, Johnson, Smith)

1999 AFC DIVISIONAL PLAYOFF • JAGUARS 62, DOLPHINS 7
JANUARY 15, 2000, ALLTEL STADIUM

MIAMI DOLPHINS (10-8)	0	7	0	0	—	7
JACKSONVILLE JAGUARS (15-2)	24	17	14	7	—	62

Scoring on their first five possessions, the Jaguars advanced to their second AFC Championship game in four seasons with a record-setting defeat of Miami, in what would be Dan Marino's final game. The 62 points scored were the second-most in NFL postseason history and the most scored in an AFC playoff game, and the 55-point margin of victory was the second-largest in NFL postseason history. Mark Brunell returned to action after missing the season finale with a knee injury. Fred Taylor ran 90 yards for a touchdown, the longest in NFL postseason history. The 41 points in the first half also tied the NFL postseason record. Jay Fiedler connected with Jimmy Smith for a 70-yard touchdown to take a 48-7 lead. The Jaguars scored twice more in the game, on a touchdown catch by Alvis Whitted and a five-yard run by Chris Howard. The 62 points scored were the Jaguars' most ever.

TEAM	QTR	TIME	SCORING PLAY	TEAM STATS	MIA	JAX
Jax.	1	10:32	Smith 8 pass from Brunell (Hollis kick)	First Downs	10	21
Jax.	1	6:19	Hollis 45 field goal	Total Yards	131	520
Jax.	1	3:46	Taylor 90 run (Hollis kick)	Rushing Yards	21	257
Jax.	1	3:21	Brackens 16 fumble return (Hollis kick)	Passing Yards	110	263
Jax.	2	14:48	Taylor 39 pass from Brunell (Hollis kick)	Att-Comp-Int	41-16-2	20-12-1
Jax.	2	12:05	Stewart 25 run (Hollis kick)	Third Downs	2-13	8-16
Jax.	2	1:51	Hollis 28 field goal	Fourth Downs	0-2	0-0
Mia.	2	0:03	Gadsden 20 pass from Marino (Mare kick)	Punts-Avg.	9-39.6	5-39.0
Jax.	3	12:03	Smith 70 pass from Fiedler (Hollis kick)	Fumbles-Lost	6-5	1-1
Jax.	3	6:19	Whitted 38 pass from Fiedler (Hollis kick)	Penalties-Yards	9-88	7-51
Jax.	4	10:37	Howard 5 run (Hollis kick)	Possession	24:37	35:23

Attendance: 75,173 • Temperature: 57 degrees

RUSHING: Jaguars - Taylor 18-135 (1 TD), Stewart 11-62 (1 TD), Howard 15-54 (1 TD), Brunell 1-6, Shelton 1-0, Dolphins - Denson 6-10, Pritchett 2-10, Johnson 8-9, Hutton 1-(-8), Marino 1-0

PASSING: Jaguars - Brunell 9-5-105, 2 TDs, 0 INT; Fiedler 11-7-172, 2 TDs, 1 INT; Quinn 0-0-0, Dolphins - Marino 25-11-95, 1 TD, 2 INTs; Huard 16-5-46, 0 TD, 0 INT

RECEIVING: Jaguars - Smith 5-136 (2 TD), McCardell 4-52, Taylor 1-39 (1 TD), Whitted 1-38 (1 TD), Shelton 1-12, Dolphins - Gadsden 6-62 (1 TD), Konrad 3-30, McCuffey 1-19, Pritchett 2-7, Johnson 2-11, Drayton 1-2

SACKS: Jaguars 5 (Walker 2, Brackens 1, Leroy 1, Marts 1), Dolphins 2 (Bowens 1, Mixon 1)

INTERCEPTIONS: Jaguars 1 (Beasley), Dolphins 1 (Jackson)

1999 AFC CHAMPIONSHIP GAME • TITANS 33, JAGUARS 14
JANUARY 23, 2000, ALLTEL STADIUM

TENNESSEE TITANS (16-3)	7	3	16	7	—	33
JACKSONVILLE JAGUARS (15-3)	7	7	0	0	—	14

The Jaguars' season came to a sudden end, as Tennessee defeated Jacksonville for the third time in the season. A record crowd of 75,206 saw the Jaguars get off to a fast start, with Kyle Brady scoring a touchdown on a seven-yard pass from Mark Brunell. The Titans responded with a nine-yard touchdown catch by Yancey Thigpen. Then the Jaguars took a 14-7 lead on a 33-yard TD run by James Stewart. But Reggie Barlow fumbled a punt that was recovered by the Titans and converted into a 34-yard field goal. The second half was all Tennessee, as the Titans scored 23 unanswered points and shut out the Jaguars. The Titans got a one-yard touchdown run by Steve McNair. Then came a safety of Mark Brunell, and on the free kick Derrick Mason returned the ball 80 yards for a touchdown. The Jaguars could not recover, as they had three turnovers in the last 16 minutes of the game. Tennessee scored once in the fourth quarter for the 33-14 final score.

TEAM	QTR	TIME	SCORING PLAY	TEAM STATS	TEN	JAX
Jax.	1	11:20	Brady 7 pass from Brunell (Hollis kick)	First Downs	17	20
Ten.	1	5:30	Thigpen 9 pass from McNair (Hollis kick)	Total Yards	289	360
Jax.	2	4:36	Stewart 33 run (Hollis kick)	Rushing Yards	177	144
Ten.	2	0:20	Del Greco 34 field goal	Passing Yards	112	216
Ten.	3	9:24	McNair 1 run (Del Greco kick)	Att-Comp-Int	23-14-1	38-14-2
Ten.	3	5:13	Brunell sacked by Evans and Fisk for safety	Third Downs	3-10	3-10
Ten.	3	4:56	Mason 80 free kick return (Del Greco kick)	Fourth Downs	0-0	0-2
Ten.	4	6:59	McNair 1 run (Del Greco kick)	Punts-Avg.	5-39.8	3-45.3
				Fumbles-Lost	5-3	5-4
				Penalties-Yards	5-39	9-100
				Possession	31:36	28:24

Attendance: 75,206 • Temperature: 68 degrees

RUSHING: Jaguars - Taylor 19-110, Stewart 3-35 (1 TD), Brunell 1-(-1), Titans - McNair 9-91 (2 TD), George 25-86

PASSING: Jaguars - Brunell 38-19-226, 1 TD, 2 INTs, Titans - McNair 23-14-112, 1 TD, 1 INT

RECEIVING: Jaguars - McCardell 6-67, Smith 5-92, Brady 5-44 (1 TD), Taylor 2-16, Jones 1-7, Titans - Harris 3-33, George 3-19, Byrd 2-19, Thigpen 2-16 (1 TD), Wycheck 2-12, Dyson 1-12, Neal 1-1

SACKS: Jaguars 1 (Brackens 1), Titans 3 (Bishop 1, Holmes 1, Evans 0.5, Fisk 0.5)

INTERCEPTIONS: Jaguars 1 (Bryant), Titans 2 (Mitchell, Robertson)

2005 AFC WILD CARD PLAYOFF • PATRIOTS 28, JAGUARS 3
JANUARY 7, 2006, GILLETTE STADIUM

JACKSONVILLE JAGUARS (12-5)	0	3	0	0	—	3
NEW ENGLAND PATRIOTS (11-6)	0	7	14	7	—	28

The Jaguars returned to the postseason for the first time since 1999 but saw their season end at New England with a 28-3 loss to the Patriots. The first quarter ended scoreless as both teams punted on their first two possessions. The Jaguars stopped the Patriots on downs on fourth-and-10 to end the quarter. The Patriots began the scoring with a six-play, 37-yard drive that was capped off with an 11-yard touchdown pass from Tom Brady to Troy Brown. The Jaguars next drive was thwarted after 33 yards when Alvin Pearson lost a fumble at the Patriots' 44-yard line. After two punts, the Jaguars scored their only points on a Josh Scobee 36-yard field goal with 1:05 remaining in the half. The Patriots erupted with back-to-back touchdown drives to start the second half. Each drive ended with Brady touchdown passes, the first to David Givens for three yards and the second for 63 yards to Benjamin Watson. On the Jaguars ensuing drive, Byron Leftwich was intercepted on fourth-and-five by Asante Samuel, who returned the pick 73 yards for a touchdown. David Garrard replaced Leftwich for the final three drives which ended with a 41-yard missed field goal and two turnovers on downs.

TEAM	QTR	TIME	SCORING PLAY	TEAM STATS	JAX	NE
N.E.	2	12:08	Brown 11 pass from Brady (Vinatieri kick)	First Downs	15	17
Jax.	2	1:05	Scobee 36 field goal	Total Yards	292	307
N.E.	3	7:13	Givens 3 pass from Brady (Vinatieri kick)	Rushing Yards	87	118
N.E.	3	3:03	Watson 63 pass from Brady (Vinatieri kick)	Passing Yards	205	189
N.E.	4	14:46	Samuel 73 interception return (Vinatieri kick)	Att-Comp-Int	39-21-1	27-15-0
				Third Downs	1-12	7-14
				Fourth Downs	1-4	0-1
				Punts-Avg.	5-41.8	5-39.2
				Fumbles-Lost	2-1	4-0
				Penalties-Yards	8-40	4-32
				Possession	29:34	30:28

Attendance: 68,756 • Temperature: 24 degrees

RUSHING: Jaguars - Leftwich 3-26, Taylor 8-24, G. Jones 2-15, Garrard 2-14, Pearson 2-8, Patriots - Faulk 6-51, Dillon 17-40, Davis 1-13, Brady 2-9, Pass 1-6, Cassel 1-(-1)

PASSING: Jaguars - Leftwich 31-18-179, 0 TDs, 1 INT; Garrard 8-3-68, 0 TDs, 0 INTs, Patriots - Brady 27-15-201, 3 TDs, 0 INTs

RECEIVING: Jaguars - M. Jones 6-94, Williams 4-56, Wilford 4-53, J. Smith 3-30, Taylor 3-13, Brady 1-1, Patriots - Watson 5-91 (1 TD), Faulk 4-45, Branch 2-3, Dillon 1-12, Brown 1-11 (1 TD), Givens 1-3 (1 TD), Davis 1-3

SACKS: Jaguars 4 (Smith 1, Peterson 1, Hayward 1, Meier 1), Patriots 6 (McGinest 4.5, Colvin 1, Seymour 0.5)

INTERCEPTIONS: Jaguars 0, Patriots 1 (Samuel [TD])

2007 AFC WILD CARD PLAYOFF • JAGUARS 31, STEELERS 29
JANUARY 5, 2008, HEINZ FIELD

JACKSONVILLE JAGUARS (12-5)	7	14	7	3	—	31
PITTSBURGH STEELERS (10-7)	7	0	3	19	—	29

The Jaguars got their first playoff win since the 1999 season and their first under head coach Jack Del Rio with a 31-29 victory, marking the first team to win twice in Pittsburgh in one season. The Jaguars held an 18-point lead at the start of the fourth quarter but trailed by one with six minutes to play. The Jaguars forced the Steelers to punt and David Garrard ran for 32 yards on fourth-and-two with less than two minutes remaining. Four plays later Josh Scobee hit the game-winning field goal from 25 yards. Bobby McCray sacked Ben Roethlisberger on the Steelers' next play and forced a fumble that was recovered by Derek Landri to seal the win.

TEAM	QTR	TIME	SCORING PLAY	DRIVE	TEAM STATS	JAX	PIT
Pit.	1	10:03	Davenport 1 run (Reed kick)	10-80, 4:57	First Downs	14	24
Jax.	1	9:39	Taylor 1 run (Scobee kick)	1-1, 0:24	Total Yards	239	340
Jax.	2	10:19	Mathis 63 interception (Scobee kick)	---	Rushing Yards	135	43
Jax.	2	8:34	Jones-Drew 43 pass from Garrard (Scobee kick)	3-46, 0:56	Passing Yards	104	297
					Att-Comp-Int	21-9-2	42-29-3
Pit.	3	9:24	Reed 28 field goal	8-33, 4:45	Third Downs	4-11	7-14
Jax.	3	4:39	Jones-Drew 10 run (Scobee kick)	8-82, 4:45	Fourth Downs	1-1	1-1
Pit.	4	14:53	Holmes 37 pass from Roethlisberger (Reed kick)	10-69, 4:49	Punts-Avg.	4-50.0	4-44.3
Pit.	4	10:25	Miller 14 pass from Roethlisberger (run failed)	10-69, 3:49	Fumbles-Lost	0-0	1-1
					Penalties-Yards	6-40	5-50
Pit.	4	6:21	Davenport 1 run (pass failed)	7-16, 2:29	Possession	27:01	32:59
Jax.	4	0:37	Scobee 25 field goal	8-44, 2:01			

Attendance: 63,629 • Temperature: 39 degrees

RUSHING: Jaguars - Garrard 5-58, Taylor 16-48 (1 TD), Jones-Drew 8-29 (1 TD), Steelers - Davenport 16-25 (2 TDs), Roethlisberger 4-13, Davis 3-3, Russell 3-2

PASSING: Jaguars - Garrard 21-9-140, 1 TD, 2 INTs, Steelers - Roethlisberger 42-29-337, 2 TDs, 3 INTs

RECEIVING: Jaguars - Wilford 2-39, Williams 2-23, Lewis 2-16, Jones-Drew 1-43 (1 TD), Northcutt 1-17, Taylor 1-2,

Steelers - Ward 10-135, Miller 8-85 (1 TD), Holmes 3-49 (1 TD), Davenport 2-23, Davis 2-14, Wilson 1-10, Washington 1-8, Spaeth 1-7, Russell 1-6

SACKS: Jaguars 6 (Mincey 1, McCray 1, Meier 1, Landri 1, Henderson 1, Spicer 1), Steelers 4 (Woodley 2, Harrison 1.5, Farrior 0.5)

INTERCEPTIONS: Jaguars 3 (Mathis 2 [TD], Landri), Steelers 2 (Farrior, Taylor)

2007 AFC DIVISIONAL PLAYOFF • NEW ENGLAND 31, JAGUARS 20
JANUARY 12, 2008, GILLETTE STADIUM

JACKSONVILLE JAGUARS (12-6)	7	7	3	3	—	20
NEW ENGLAND PATRIOTS (17-0)	7	7	14	3	—	31

The Jaguars ended their playoff run with a 31-20 loss to the Patriots at Gillette Stadium. The undefeated Patriots improved to 17-0 with the win. The Jaguars finished the first half with a 14-14 tie, but were outscored 14-3 in the third quarter by the Patriots. David Garrard led the Jaguars with two touchdowns but two costly drops in the endzone in the second half led to two Jaguars field goal.

TEAM	QTR	TIME	SCORING PLAY	DRIVE	TEAM STATS	JAX	NE
Jax.	1	10:50	M. Jones 8 pass from Garrard (Scobee kick)	9-80, 4:10	First Downs	22	24
N.E.	1	5:01	Watson 3 pass from Brady (Gostkowski kick)	10-74, 5:49	Total Yards	350	403
N.E.	2	14:57	Maroney 1 run (Gos. kick)	7-29, 3:33	Rushing Yards	80	145
Jax.	2	7:46	Wilford 6 pass from Garrard (Scobee kick)	11-95, 7:11	Passing Yards	270	258
N.E.	3	8:49	Welker 6 pass from Brady (Gos. kick)	11-82, 6:11	Att-Comp-Int	33-22-1	28-26-0
Jax.	3	4:04	Scobee 39 field goal	9-48, 4:45	Third Downs	4-10	6-10
N.E.	3	0:49	Watson 9 pass from Brady (Gos. kick)	6-76, 3:15	Fourth Downs	2-3	1-1
Jax.	4	9:44	Scobee 25 field goal	13-86, 6:05	Punts-Avg.	1-50.0	1-30.0
N.E.	4	6:39	Gostkowski 35 field goal	6-63, 3:05	Fumbles-Lost	2-1	0-0
					Penalties-Yards	5-42	6-74
					Possession	27:18	32:42

Attendance: 68,756 • Temperature: 37 degrees

RUSHING: Jaguars - Taylor 13-47, Jones-Drew 6-19, Garrard 3-14, Patriots - Maroney 22-122 (1 TD), Welker 1-13, Faulk 4-9, Brady 2-1

PASSING: Jaguars - Garrard 33-22-278, 2 TDs, 1 INT, Patriots - Brady 28-26-262, 3 TDs, 0 INTs

RECEIVING: Jaguars - Jones-Drew 6-49, Lewis 4-74, Northcutt 4-42, M. Jones 3-48 (1 TD), Wilford 2-21 (1 TD), Williams 1-25, G. Jones 1-12, Smolko 1-7, Patriots - Welker 9-54 (1 TD), Faulk 5-36, Stallworth 3-68, Gaffney 3-26, Maroney 2-40, Watson 2-12 (2 TDs), Moss 1-14, Brady 1-12

SACKS: Jaguars 1 (Henderson 1), Patriots 1 (Warren 1)

INTERCEPTIONS: Jaguars 0, Patriots 1 (Harrison)

BIGGEST WINS / WORST LOSSES

BIGGEST WINS

POINTS	DATE	OPPONENT	SCORE
55	Jan. 15, 2000 *	vs. Miami	62-7
48	Dec. 3, 2000	vs. Cleveland	48-0
41	Oct. 8, 2006	vs. New York Jets	41-0
38	Sept. 12, 1999	vs. San Francisco	41-3
38	Dec. 23, 2007	vs. Oakland	49-11
34	Dec. 10, 2000	vs. Arizona	44-10
31	Oct. 31, 1999	at Cincinnati	41-10
31	Dec. 9, 2007	vs. Carolina	37-6
30	Dec. 23, 2001	at Minnesota	33-3
30	Nov. 5, 2006	vs. Tennessee	37-7

BIGGEST LOSSES

POINTS	DATE	OPPONENT	SCORE
44	Dec. 17, 1995	at Detroit	44-0
41	Oct. 11, 2010	at Seattle	41-0
40	Dec. 20, 1998	at Minnesota	50-10
29	Sept. 25, 2000	at Indianapolis	43-14
28	Dec. 27, 2009	at New England	35-7
27	Dec. 26, 1999	at Tennessee	41-14
25	Nov. 17, 1996	at Pittsburgh	28-3
25	Dec. 27, 1997 *	at Denver	42-17
25	Jan. 7, 2006 *	at New England	28-3
22	Oct. 22, 2007	vs. Indianapolis	29-7

* Playoff game

COACHES

SCOUTS

STAFF

PLAYERS

HISTORY

RECORDS

MISC.



INDIVIDUAL RECORDS / REGULAR SEASON

SERVICE

SEASONS

- 11 Jimmy Smith (1995-2005), Fred Taylor (1998-2008)
- 10 Brad Meester (2000-09), Rob Meier (2000-09)
- 9 Mark Brunell (1995-2003), Donovan Darius (1998-2006), Paul Spicer (2000-08), Maurice Williams (2001-09)
- 8 Tony Brackens (1996-2003), Kyle Brady (1999-2006), David Garrard (2002-09), John Henderson (2002-09), Joe Zelenka (2001-08)
- 7 Tony Boselli (1995-2001), Mike Hollis (1995-2001), Vince Manuwai (2003-09), Rashean Mathis (2003-09), Marcus Stroud (2001-07)

MOST GAMES PLAYED

- 171 Jimmy Smith (1995-2005)
- 145 Brad Meester (2000-09)
- 140 Fred Taylor (1998-2008)
- 138 Rob Meier (2000-09)
- 128 Joe Zelenka (2001-08)
- 124 John Henderson (2002-09)
- 120 Mark Brunell (1995-2003), Kyle Brady (1999-2006)
- 115 Donovan Darius (1998-2006), Paul Spicer (2001-08)
- 108 Mike Hollis (1995-2001)
- 107 Tony Brackens (1996-2003)
- 106 Maurice Williams (2001-09)
- 100 Marcus Stroud (2001-07), Rashean Mathis (2003-09)

MOST CONSECUTIVE GAMES PLAYED

- 128 Joe Zelenka (2001-08)
- 96 Bryan Barker (1995-2000)
- 92 Brad Meester (2000-05)
- 88 Jimmy Smith (1995-2000)
- 86 Marcus Stroud (2001-06)
- 82 Mike Hollis (1995-2000)
- 82 John Henderson (2002-06)
- 75 Rob Meier (2000-04)
- 74 Ben Coleman (1995-99)
- 74 Rashean Mathis (2003-07)

MOST STARTS

- 150 Jimmy Smith (1995-2005)
- 145 Brad Meester (2000-09)
- 136 Fred Taylor (1998-2008)
- 120 John Henderson (2002-09)
- 117 Mark Brunell (1995-2003)
- 115 Donovan Darius (1998-2006)
- 110 Kyle Brady (1999-2006)
- 100 Maurice Williams (2001-09)
- 100 Rashean Mathis (2003-09)
- 92 Keenan McCardell (1996-2001)
- 90 Tony Boselli (1995-2001)

MOST CONSECUTIVE STARTS

- 92 Brad Meester (9/3/00 through 12/4/05)
- 74 Rashean Mathis (9/7/03 through 11/25/07)
- 68 Marcus Stroud (9/8/02 through 10/1/06)
- 68 Vince Manuwai (11/30/03 through 12/23/07)
- 64 Maurice Williams (9/7/03 through 12/31/06)
- 63 Chris Naeole (9/8/02 through 12/24/05)
- 58 Kevin Hardy (12/21/97 through 11/18/01)
- 53 Mike Peterson (9/7/03 through 10/8/06)
- 52 Kyle Brady (9/17/00 through 10/12/03)

SCORING

MOST POINTS

Career

- 764 Mike Hollis (1995-2001), 175 FG, 239 PAT
- 555 Josh Scobee (2004-09), 122 FG, 189 PAT
- 424 Fred Taylor (1998-2008), 70 TD, 2 2-PT
- 418 Jimmy Smith (1995-2005), 69 TD, 2 2-PT
- 336 Maurice Jones-Drew (2006-09), 56 TD
- 228 James Stewart (1995-99), 38 TD
- 190 Keenan McCardell (1996-2001), 30 TD, 52-PT
- 120 Stacey Mack (1999-2002), 20 TD
- 112 Reggie Williams (2004-08), 18 TD, 2 2-PT

Season

- 134 Mike Hollis (1997), 31 FG, 41 PAT
- 130 Mike Hollis (1999), 31 FG, 37 PAT
- 119 Josh Scobee (2006), 26 FG, 41 PAT
- 117 Mike Hollis (1996), 30 FG, 27 PAT
- 108 Mike Hollis (1998), 21 FG, 45 PAT
- 107 Josh Scobee (2005), 23 FG, 38 PAT
- 105 Mike Hollis (2000), 24 FG, 33 PAT
- 102 Fred Taylor (1998), 17 TD
- 96 Maurice Jones-Drew (2006), 16 TD; (2009), 16 TD

Game

- 30 James Stewart (10/12/97 vs. Phil.), 5 TD
- 24 Fred Taylor (11/19/00 at Pitt.), 4 TD
- 18 Jimmy Smith (12/3/95 at Den.), 3 TD
- 18 Fred Taylor (11/15/98 vs. T.B.), 3 TD
- 18 Jimmy Smith (9/10/00 at Balt.), 3 TD
- 18 Mike Hollis (9/10/00 at Balt.), 5 FG, 3 PAT
- 18 Fred Taylor (12/3/00 vs. Clev.), 3 TD
- 18 Stacey Mack (9/29/02 vs. NYJ), 3 TD
- 18 LaBrandon Toefield (12/24/05 at Hou.), 3 TD
- 18 Maurice Jones-Drew (12/10/06 vs. Ind.), 3 TD
- 18 Josh Scobee (11/25/07 vs. Buf.), 5 FG, 3 PAT
- 18 Maurice Jones-Drew (11/9/08 at Det.), 3 TD
- 18 Maurice Jones-Drew (9/27/09 at Hou.), 3 TD
- 18 Maurice Jones-Drew (10/18/09 vs. Stl.), 3 TD

MOST POINTS, ROOKIE

Season

- 102 Fred Taylor (1998), 17 TD
- 96 Maurice Jones-Drew (2006), 16 TD
- 93 Josh Scobee (2004), 24 FG, 21 PAT
- 90 Seth Marler (2003), 20 FG, 30 PAT
- 30 Matt Jones (2005), 5 TD
- 28 Hayden Epstein (2002), 5 FG, 13 PAT

MOST CONSECUTIVE GAMES SCORING

- 67 Mike Hollis (12/24/95 through 9/10/00)
- 61 Josh Scobee (1/2/05 through 10/4/09)
- 25 Mike Hollis (10/16/00 through 12/30/01)
- 16 Seth Marler (9/7/03 through 12/28/03)
- 14 Mike Hollis (9/3/95 through 12/10/95)
- 14 Josh Scobee (9/12/04 through 12/19/04)

MOST CONSECUTIVE GAMES SCORING A TOUCHDOWN

- 8 Fred Taylor (9/20/98 through 11/22/98)
- 8 Maurice Jones-Drew (11/12/06 through 12/31/06)
- 7 Fred Taylor (11/12/00 through 12/23/00)
- 5 Maurice Jones-Drew (11/4/07 through 12/2/07)
- 5 Maurice Jones-Drew (10/18/09 through 11/22/09)

**MOST TOUCHDOWNS****Career**

- 70 Fred Taylor (1998-2008), 62 rushing, 8 receiving
- 69 Jimmy Smith (1995-2005), 67 receiving
1 kickoff return, 1 blocked punt
- 56 Maurice Jones-Drew (2006-09), 49 rushing,
5 receiving, 2 kickoff return
- 38 James Stewart (1995-99), 33 rushing,
5 receiving
- 30 Keenan McCardell (1996-2001), 30 receiving
- 20 Stacey Mack (1999-2002), 19 rushing,
1 receiving
- 18 Reggie Williams (2004-08), 18 receiving
- 15 Ernest Wilford (2004-07, 2009), 15 receiving
- 15 Matt Jones (2005-08), 15 receiving
- 14 Mark Brunell (1995-2003), 14 rushing

Season

- 17 Fred Taylor (1998), 14 rushing, 3 receiving
- 16 Maurice Jones-Drew (2006), 13 rushing,
2 receiving, 1 kickoff return
- 16 Maurice Jones-Drew (2009), 15 rushing, 1
receiving
- 14 Fred Taylor (2000), 12 rushing, 2 receiving
- 14 Maurice Jones-Drew (2008), 12 rushing,
2 receiving
- 13 James Stewart (1999), 13 rushing

Game

- 5 James Stewart (10/12/97 vs. Phil.), 5 rushing
- 4 Fred Taylor (11/19/00 at Pitt.), 3 rushing,
1 receiving
- 3 10 times, last Maurice Jones-Drew
(10/18/09 vs. Stl.), 3 rushing

MOST TOUCHDOWNS, ROOKIE**Season**

- 17 Fred Taylor (1998), 14 rushing, 3 receiving
- 16 Maurice Jones-Drew (2006), 13 rushing,
2 receiving, 1 kickoff return
- 5 Matt Jones (2005), 5 receiving
- 3 James Stewart (1995), 2 rushing, 1 receiving
- 3 Elvis Joseph (2001), 2 receiving, 1 kickoff return
- 3 LaBrandon Toefield (2003), 2 rushing, 1 receiving
- 3 Greg Jones (2004), 3 rushing

MOST FIELD GOALS**Career**

- 175 Mike Hollis (1995-2001), 217 attempts
- 122 Josh Scobee (2004-09), 159 attempts
- 20 Seth Marler (2003), 33 attempts
- 9 John Carney (2007), 11 attempts
- 8 Tim Seder (2002), 12 attempts

Season

- 31 Mike Hollis (1997), 36 attempts
- 31 Mike Hollis (1999), 38 attempts
- 30 Mike Hollis (1996), 36 attempts
- 26 Josh Scobee (2006), 32 attempts
- 24 Mike Hollis (2000), 26 attempts
- 24 Josh Scobee (2004), 31 attempts

Game

- 5 Mike Hollis (12/1/96 vs. Cin.), 5 attempts
- 5 Mike Hollis (11/30/97 vs. Balt.), 5 attempts
- 5 Mike Hollis (9/10/00 at Balt.), 5 attempts
- 5 Josh Scobee (11/25/07 vs. Buf.), 5 atts.
- 4 Mike Hollis (6 games)
- 4 Josh Scobee (3 games), last time
11/20/06 vs N.Y.G., 4 attempts

MOST CONSECUTIVE GAMES SCORING A FIELD GOAL

- 13 Josh Scobee (10/29/06 through 12/16/07)
- 10 Mike Hollis (9/12/99 through 11/21/99)
- 8 Mike Hollis (12/24/95 through 10/13/96)
- 8 Seth Marler (9/7/03 through 11/2/03)
- 8 Josh Scobee (11/13/05 through 1/1/06)

MOST CONSECUTIVE FIELD GOALS

- 20 Mike Hollis (11/1/98 through 9/19/99)
- 16 Mike Hollis (10/12/97 through 11/30/97)
- 15 Josh Scobee (10/1/06 through 11/26/06)
- 13 Mike Hollis (9/3/00 through 10/29/00)
- 12 Mike Hollis (9/26/99 through 11/7/99)

HIGHEST FIELD GOAL PERCENTAGE**Career (minimum 25 attempts)**

- 80.65 Mike Hollis (1995-2001), 175 of 217
 - 76.73 Josh Scobee (2004-09), 122 of 159
- Season (minimum 16 attempts)**
- 92.3 Mike Hollis (2000), 24 of 26
 - 86.1 Mike Hollis (1997), 31 of 36
 - 83.3 Mike Hollis (1996), 30 of 36
 - 81.6 Mike Hollis (1999), 31 of 38
 - 81.3 Josh Scobee (2006), 26 of 32

LONGEST FIELD GOALS

- 53 Mike Hollis (10/8/95 vs. Pittsburgh)
- 53 Mike Hollis (9/29/96 vs. Carolina)
- 53 Seth Marler (10/5/03 vs. San Diego)
- 53 Josh Scobee (10/24/04 at Indianapolis)
- 53 Josh Scobee (10/9/05 vs. Cincinnati)
- 53 Josh Scobee (10/26/08 vs. Cleveland)

MOST EXTRA POINTS**Career**

- 239 Mike Hollis (1995-2001), 242 attempts
- 189 Josh Scobee (2004-09), 192 attempts
- 30 Seth Marler (2003), 30 attempts

Season

- 45 Mike Hollis (1998), 45 attempts
- 41 Mike Hollis (1997), 41 attempts
- 41 Josh Scobee (2006), 41 attempts
- 38 Josh Scobee (2005), 39 attempts
- 37 Mike Hollis (1999), 37 attempts

Game

- 7 Josh Scobee (12/23/07 vs. Oak.), 7 att.
- 6 Mike Hollis (11/1/98 at Balt.), 6 att.
- 6 Mike Hollis (12/3/00 vs. Clev.), 6 att.
- 5 7 times, last Josh Scobee (11/9/08 at
Det.), 5 att.

MOST CONSECUTIVE EXTRA POINTS

- 220 Mike Hollis (10/22/95 through 12/9/01)
- 59 Josh Scobee (9/12/04 through 1/1/06)
- 58 Josh Scobee (12/16/07 through 11/1/09)
- 55 Josh Scobee (9/10/06 through 12/16/07)
- 30 Seth Marler (9/7/03 through 12/28/03)

HIGHEST EXTRA-POINT PERCENTAGE**Career**

- 100.0 Seth Marler (2003), 30 of 30
- 98.8 Mike Hollis (1995-2001), 239 of 242
- 98.4 Josh Scobee (2004-09), 189 of 192

MOST TWO-POINT CONVERSIONS**Career**

- 5 Keenan McCardell (1996-2001), 5 pass
- 3 Willie Jackson (1995-97), 3 pass
- 3 Mark Brunell (1995-2003), 3 run
- 3 David Garrard (2002-09), 3 run

Game

- 1 24 times, last David Garrard
(11/22/09 vs. Buffalo), 1 run

**PASSING****MOST YARDS PASSING****Career**

25,698	Mark Brunell (1995-2003), 2,184 of 3,616
13,269	David Garrard (2002-09), 1,170 of 1,915
9,042	Byron Leftwich (2003-06), 789 of 1,344
1,252	Quinn Gray (2003-07), 101 of 180
952	Steve Beuerlein (1995), 71 of 142
748	Jonathan Quinn (1998-2001), 66 of 125

Season

4,367*	Mark Brunell (1996), 353 of 557
	* NFL Leader

3,640	Mark Brunell (2000), 311 of 512
3,620	David Garrard (2008), 335 of 535
3,597	David Garrard (2009), 314 of 516
3,309	Mark Brunell (2001), 289 of 473
3,281	Mark Brunell (1997), 264 of 435
3,060	Mark Brunell (1999), 259 of 441
2,941	Byron Leftwich (2004), 267 of 441

Game

432	Mark Brunell (9/22/96 at N.E.), 23 of 39
421	Mark Brunell (10/20/96 at StL), 37 of 52
386	Mark Brunell (9/10/00 at Balt.), 28 of 50
376	Mark Brunell (9/20/98 vs. Balt.), 25 of 34
357	Byron Leftwich (10/10/04 at S.D.) 36 of 54

MOST YARDS PASSING, ROOKIE**Season**

2,819	Byron Leftwich (2003), 239 of 418
387	Jonathan Quinn (1998), 34 of 64
231	David Garrard (2002), 23 of 46

Game

336	Byron Leftwich (10/5/03 vs. SD), 19 of 28
192	Jonathan Quinn (12/20/98 at Minn.), 10 of 19
135	David Garrard (12/29/02 at Ind.), 13 of 26

MOST PASS ATTEMPTS**Career**

3,616	Mark Brunell (1995-2003), 2,184 completions
1,915	David Garrard (2002-09), 1,170 completions
1,344	Byron Leftwich (2003-06), 789 completions
180	Quinn Gray (2003-07), 101 completions
142	Steve Beuerlein (1995), 71 completions

Season

557	Mark Brunell (1996), 353 completions
535	David Garrard (2008), 335 completions
516	David Garrard (2009), 314 completions
512	Mark Brunell (2000), 311 completions

Game

54	Byron Leftwich (10/10/04 at S.D.), 36 completions
52	Mark Brunell (10/20/96 at St. L), 37 completions
50	Mark Brunell (9/10/00 at Balt.), 28 completions
48	Mark Brunell (10/15/95 vs. Chi.), 30 completions
47	Mark Brunell (11/17/96 at Pitt.), 28 completions
47	Mark Brunell (11/28/99 at Balt.), 27 completions

MOST PASS ATTEMPTS, ROOKIE**Season**

418	Byron Leftwich (2003), 239 comp.
64	Jonathan Quinn (1998), 34 comp.
46	David Garrard (2002), 23 comp.

Game

42	Byron Leftwich (10/12/03 vs. Miami), 24 comp.
40	Byron Leftwich (12/14/03 at N.E.), 21 comp.
36	Byron Leftwich (9/28/03 at Hou.), 17 comp.
34	Byron Leftwich (11/2/03 at Balt.), 22 comp.
34	Byron Leftwich (11/30/03 vs. T.B.), 20 comp.

MOST PASS COMPLETIONS**Career**

2,184	Mark Brunell (1995-2003), 3,616 attempts
1,170	David Garrard (2002-09), 1,915 attempts
789	Byron Leftwich (2003-06), 1,344 attempts

71	Steve Beuerlein (1995), 142 attempts
66	Jonathan Quinn (1998-2001), 125 attempts
61	Jay Fiedler (1999), 94 attempts

Season

353	Mark Brunell (1996), 557 attempts
335	David Garrard (2008), 535 attempts
314	David Garrard (2009), 516 attempts
311	Mark Brunell (2000), 512 attempts
289	Mark Brunell (2001), 473 attempts

Game

37	Mark Brunell (10/20/96 at St. L.), 52 att.
36	Byron Leftwich (10/10/04 at S.D.), 54 att.
30	Mark Brunell (10/15/95 vs. Chi.), 48 att.
30	David Garrard (10/18/09 vs. StL.), 43 att.

MOST CONSECUTIVE PASS COMPLETIONS

15	Byron Leftwich (10/17/04 vs. K.C. through 10/24/04 at Indianapolis)
13	Mark Brunell (10/6/96 at New Orleans)
13	Mark Brunell (9/7/03 at Carolina)

MOST PASS COMPLETIONS, ROOKIE**Season**

239	Byron Leftwich (2003), 418 attempts
34	Jonathan Quinn (1998), 64 attempts
23	David Garrard (2002), 46 attempts

Game

24	Byron Leftwich (10/12/03 vs. Mia.), 42 att.
22	Byron Leftwich (11/2/03 at Balt), 34 att.
21	Byron Leftwich (12/14/03 at N.E.), 40 att.
20	Byron Leftwich (11/30/03 vs. T.B.), 34 att.

MOST TOUCHDOWN PASSES**Career**

144	Mark Brunell (1995-2003)
66	David Garrard (2002-09)
51	Byron Leftwich (2003-06)
12	Quinn Gray (2003-07)
4	Steve Beuerlein (1995)
4	Jamie Martin (1998-2000)

Season

20	Mark Brunell (1998)
20	Mark Brunell (2000)
19	Mark Brunell (1996)
19	Mark Brunell (2001)
18	Mark Brunell (1997)
18	David Garrard (2007)

Game

4	Mark Brunell (11/29/98 at Cincinnati)
4	Quinn Gray (12/30/07 at Houston)
3	17 times, last David Garrard (12/17/09 vs. Indianapolis)

MOST CONSECUTIVE GAMES WITH A TOUCHDOWN PASS

14	Mark Brunell (10/7/01 through 9/15/02)
9	Mark Brunell (10/22/00 through 12/23/00)
8	Byron Leftwich (9/25/05 through 11/20/05)
8	Mark Brunell (9/17/95 through 11/12/95)
8	Mark Brunell (10/19/97 through 12/7/97)
8	David Garrard (12/17/06 through 10/14/07)

MOST TOUCHDOWN PASSES, ROOKIE**Season**

14	Byron Leftwich (2003)
2	Jonathan Quinn (1998)
1	David Garrard (2002)

Game

2	Byron Leftwich (10/5/03 vs. S.D.)
2	Byron Leftwich (11/30/03 vs. T.B.)

**MOST PASSES HAD INTERCEPTED****Career**

- 86 Mark Brunell (1995-2003), 3,616 attempts
- 39 David Garrard (2002-09), 1,915 attempts
- 36 Byron Leftwich (2003-06), 1,344 attempts
- 7 Steve Beuerlein (1995), 142 attempts
- 5 Quinn Gray (2003-07), 180 attempts

Season

- 20 Mark Brunell (1996), 557 attempts
- 16 Byron Leftwich (2003), 418 attempts
- 14 Mark Brunell (2000), 512 attempts
- 13 Mark Brunell (2001), 473 attempts
- 13 David Garrard (2008) 535 attempts

Game

- 5 Mark Brunell (10/20/96 at St. L.), 52 attempts
- 4 David Garrard (11/12/06 vs. Hou.), 34 attempts
- 3 Steve Beuerlein (12/17/95 at Det.), 21 attempts
- 3 Mark Brunell (11/22/98 at Pitt.), 42 attempts (9/26/99 vs. Tenn.), 42 att., (1/6/02 at Chi.), 36 attempts, (10/20/02 at Balt.), 46 attempts
- 3 Byron Leftwich (9/28/03 at Hou.), 36 attempts, (10/12/03 vs. Mia.) 42 attempts
- 3 Quinn Gray (11/4/07 at N.O.), 33 attempts
- 3 David Garrard (12/17/06 at Tenn.), 37 attempts

MOST PASSES HAD INTERCEPTED, ROOKIE**Season**

- 16 Byron Leftwich (2003), 418 attempts
- 3 Jonathan Quinn (1998), 64 attempts
- 2 David Garrard (2002), 46 attempts
- 1 Rob Johnson (1995), 7 attempts

Game

- 3 Byron Leftwich (9/28/03 at Hou.), 36 att., (10/12/03 vs. Mia.) 42 att.
- 2 Jonathan Quinn (12/20/98 at Minn.), 27 att.
- 2 David Garrard (10/13/02 at Tenn.), 7 att.
- 1 Rob Johnson (12/17/95 at Det.), 7 att.
- 1 Jonathan Quinn (12/13/98 vs. Tenn.), 18 att.

MOST CONSECUTIVE GAMES WITH NO PASSES INTERCEPTED

- 8 David Garrard (9/9/07 through 11/25/07)
- 6 David Garrard (12/11/05 through 11/5/06)
- 5 Mark Brunell (12/1/96 through 9/22/97)
- 5 Mark Brunell (10/11/99 through 11/14/99)

MOST CONSECUTIVE PASSES WITHOUT AN INTERCEPTION

- 209 David Garrard (9/9/07 through 11/25/07)
- 175 David Garrard (12/4/05 through 11/12/06)
- 172 Mark Brunell (11/24/96 through 9/28/97)
- 155 David Garrard (11/22/09 through 12/17/09)
- 148 Mark Brunell (10/3/99 through 11/21/99)

LOWEST INTERCEPTION RATE**Career (minimum 125 attempts)**

- 2.04 David Garrard (2002-09), 39 of 1,915 att.
- 2.37 Mark Brunell (1995-2003), 86 of 3,616 att.
- 2.68 Byron Leftwich (2003-06), 36 of 1,344 att.
- 2.78 Quinn Gray (2003-07), 5 of 180 att.
- 3.20 Jonathan Quinn (1998-2001), 4 of 125 att.

Season (minimum 140 attempts)

- 0.06 David Garrard (2005), 1 of 168 attempts
- 0.09 David Garrard (2007), 3 of 325 attempts
- 0.17 Byron Leftwich (2005), 5 of 302 attempts
- 1.61 Mark Brunell (1997), 7 of 435 attempts
- 1.68 Mark Brunell (2002), 7 of 416 attempts

HIGHEST COMPLETION PERCENTAGE**Career (minimum 140 completions)**

- 61.1 David Garrard (2002-09), 1,170 of 1,916 att.
- 60.4 Mark Brunell (1995-2003), 2,184 of 3,612 att.
- 58.7 Byron Leftwich (2003-06), 789 of 1,344 att.
- 56.1 Quinn Gray (2003-07), 101 of 180 att.
- 52.8 Jonathan Quinn (1998-2001), 66 of 125 att.

Season (minimum 70 completions)

- 64.0 David Garrard (2007), 208 of 325 att.
- 63.4 Mark Brunell (1996), 353 of 557 att.
- 62.6 David Garrard (2008), 335 of 535
- 61.1 Mark Brunell (2001), 289 of 473 att.

Game (minimum 15 completions)

- 85.2 Mark Brunell (9/7/03 at Car.), 23 of 27 att.
- 83.3 Rob Johnson (8/31/97 at Balt.), 20 of 24 att.
- 83.3 Mark Brunell (10/29/00 at Dall.), 20 of 24 att.
- 82.8 David Garrard (12/2/07 at Ind.), 24 of 29 att.
- 80.0 Mark Brunell (10/6/96 at N.O.), 28 of 35 att.
- 76.7 Byron Leftwich (10/24/04 at Ind.), 23 of 30 att.

HIGHEST PASSER RATING**Career (minimum 250 attempts)**

- 85.4 Mark Brunell (1995-2003)
- 84.9 David Garrard (2002-09)
- 80.5 Byron Leftwich (2003-06)

Season (among qualifiers)

- 102.2 David Garrard (2007)
- #91.2 Mark Brunell (1997)
- 89.9 Mark Brunell (1998)
- 89.3 Byron Leftwich (2005)
- 85.7 Mark Brunell (2002)

#AFC leader

HIGHEST AVERAGE GAIN PER ATTEMPT**Career (minimum 250 attempts)**

- 7.11 Mark Brunell (1995-2003), 3,612 attempts, 25,698 yards
- 6.93 David Garrard (2002-09), 1,915 attempts, 13,269 yards
- 6.73 Byron Leftwich (2003-06), 1,344 attempts, 9,042 yards

Season (minimum 150 attempts)

- *7.84 Mark Brunell (1996), *NFL leader 557 attempts, 4,367 yards
- 7.72 David Garrard (2007), 325 attempts, 2,509 yards
- 7.54 Mark Brunell (1997), 435 attempts, 3,281 yards
- 7.35 Mark Brunell (1998), 354 attempts, 2,601 yards
- 7.20 David Garrard (2006), 241 attempts, 1,735 yards

Game (minimum 20 attempts)

- 12.25 Rob Johnson (8/31/97 at Baltimore), 24 attempts, 294 yards
- 12.00 Byron Leftwich (10/5/03 vs. San Diego), 28 attempts, 336 yards
- 11.85 Mark Brunell (11/1/98 at Baltimore), 20 attempts, 237 yards
- 11.70 Mark Brunell (11/21/99 vs. New Orleans), 30 attempts, 351 yards
- 11.08 Mark Brunell (9/22/96 at New England), 39 attempts, 432 yards

MOST 400-YARD PASSING GAMES**Career**

- 2 Mark Brunell (1995-2003)

Season

- 2 Mark Brunell (1996)

MOST 300-YARD PASSING GAMES**Career**

- 22 Mark Brunell (1995-2003)
- 5 David Garrard (2002-09)
- 4 Byron Leftwich (2003-06)
- 2 Quinn Gray (2003-07)

Season

- 6 Mark Brunell (1996)
- 3 Mark Brunell (1997, 1999, 2000)
- 3 Byron Leftwich (2004)
- 3 David Garrard (2009)

**MOST CONSECUTIVE 300-YARD PASSING GAMES**

- 3 Mark Brunell (11/21/99 through 12/2/99)
- 2 Mark Brunell (11/24/96 through 12/1/96)
- 2 Mark Brunell (9/3/00 through 9/10/00)
- 2 Byron Leftwich (10/3/04 through 10/10/04)

LONGEST PASS COMPLETIONS

- 84t Byron Leftwich to Troy Edwards (9/28/03 at Houston)
- 80t Quinn Gray to Reggie Williams (11/4/07 at New Orleans)
- 79t Mark Brunell to Patrick Johnson (9/15/02 at Kansas City)
- 78t Mark Brunell to Fred Taylor (11/1/98 at Baltimore)
- 75 Mark Brunell to Jimmy Smith (11/9/97 vs. Kansas City)

LONGEST TOUCHDOWN PASS

- 84 Byron Leftwich to Troy Edwards (9/28/03 at Houston)
- 80 Quinn Gray to Reggie Williams (11/4/07 at New Orleans)
- 79 Mark Brunell to Patrick Johnson (9/15/02 at Kansas City)
- 78 Mark Brunell to Fred Taylor (11/1/98 at Baltimore)
- 72 Mark Brunell to Jimmy Smith (9/20/98 vs. Baltimore)

RUSHING**MOST RUSHING YARDS****Career**

- 11,271 Fred Taylor (1998-2008), 2,428 attempts
- 3,924 Maurice Jones-Drew (2006-09), 842 attempts
- 2,951 James Stewart (1995-99), 765 attempts
- 2,219 Mark Brunell (1995-2002), 429 attempts
- 1,498 Stacey Mack (1999-2002), 372 attempts
- 1,467 David Garrard (2002-09), 314 attempts
- 1,330 Natrone Means (1996-97), 396 attempts

Season

- 1,572 Fred Taylor (2003), 345 attempts
- 1,399 Fred Taylor (2000), 292 attempts
- 1,391 Maurice Jones-Drew (2009), 312 attempts
- 1,314 Fred Taylor (2002), 287 attempts
- 1,224 Fred Taylor (2004), 260 attempts
- 1,223 Fred Taylor (1998), 264 attempts
- 1,202 Fred Taylor (2007), 223 attempts

Game

- 234 Fred Taylor (11/19/00 at Pitt.), 30 attempts
- 194 Fred Taylor (12/21/03 vs. N.O.), 34 attempts
- 183 Fred Taylor (12/6/98 vs. Det.), 32 attempts
- 181 Fred Taylor (12/3/00 vs. Clev.), 30 attempts
- 177 Maurice Jones-Drew (11/1/09 at Tenn.), 8 attempts
- 166 Maurice Jones-Drew (12/10/06 vs. Ind.), 15 attempts

MOST RUSHING YARDS, ROOKIE**Season**

- 1,223 Fred Taylor (1998), 264 attempts
- 941 Maurice Jones-Drew (2006), 166 attempts
- 525 James Stewart (1995), 137 attempts
- 294 Elvis Joseph (2001), 68 attempts
- 212 LaBrandon Toefield, (2003), 53 attempts

Game

- 183 Fred Taylor (12/6/98 vs. Det.), 32 attempts
- 166 Maurice Jones-Drew (12/10/06 vs. Ind.), 15 attempts
- 131 Maurice Jones-Drew (12/24/06 vs. N.E.), 19 attempts
- 128 Fred Taylor (9/20/98 vs. Balt.), 23 attempts
- 128 Fred Taylor (11/15/98 vs. T.B.), 20 attempts

MOST RUSHING ATTEMPTS**Career**

- 2,428 Fred Taylor (1998-2008), 11,271 yards
- 842 Maurice Jones-Drew (2006-09), 3,924 yards
- 765 James Stewart (1995-99), 2,951 yards
- 429 Mark Brunell (1995-2003), 2,219 yards
- 396 Natrone Means (1996-97), 1,330 yards
- 372 Stacey Mack (1999-2002), 1,498 yards

Season

- 345 Fred Taylor (2003), 1,572 yards
- 312 Maurice Jones-Drew (2009), 1,391 yards
- 292 Fred Taylor (2000), 1,399 yards
- 287 Fred Taylor (2002), 1,314 yards
- 264 Fred Taylor (1998), 1,223 yards
- 260 Fred Taylor (2004), 1,224 yards

Game

- 37 Fred Taylor (9/25/05 at NYJ), 98 yards
- 34 Fred Taylor (12/21/03 vs. N.O.), 194 yards
- 33 Maurice Jones-Drew (10/18/09 vs. StL), 133 yards
- 32 Fred Taylor (12/6/98 vs. Det.), 183 yards
- 32 Fred Taylor (12/17/00 at Cin.), 110 yards
- 32 Fred Taylor (11/23/03 at NYJ), 142 yards
- 31 Fred Taylor (10/29/00 at Dal.), 107 yards

MOST RUSHING ATTEMPTS, ROOKIE**Season**

- 264 Fred Taylor (1998), 1,223 yards
- 166 Maurice Jones-Drew (2006), 941 yards
- 137 James Stewart (1995), 525 yards
- 68 Elvis Joseph (2001), 294 yards
- 62 Greg Jones (2004), 162 yards

Game

- 32 Fred Taylor (12/6/98 vs. Det.), 183 yards
- 27 Fred Taylor (11/7/98 vs. Cin.), 118 yards
- 25 Fred Taylor (9/27/98 at Tenn.), 116 yards
- 25 Maurice Jones-Drew (12/17/06 at Tenn.), 98 yards

MOST RUSHING TOUCHDOWNS**Career**

- 62 Fred Taylor (1998-2008)
- 49 Maurice Jones-Drew (2006-09)
- 33 James Stewart (1995-99)
- 19 Stacey Mack (1999-2002)
- 14 Mark Brunell (1995-2003)

Season

- 15 Maurice Jones-Drew (2009)
- 14 Fred Taylor (1998)
- 13 James Stewart (1999)
- 13 Maurice Jones-Drew (2006)

Game

- 5 James Stewart (10/12/97 vs. Phi.)
- 3 8 times, last Maurice Jones-Drew (10/18/09 vs. StL.)

MOST RUSHING TOUCHDOWNS, ROOKIE**Season**

- 14 Fred Taylor (1998)
- 13 Maurice Jones-Drew (2006)
- 3 Greg Jones (2004)
- 2 James Stewart (1995)
- 2 David Garrard (2002)
- 2 LaBrandon Toefield (2003)

Game

- 3 Fred Taylor (11/15/98 vs. Tampa Bay)
- 2 Fred Taylor (10/12/98 vs. Miami), (12/6/98 vs. Detroit), (11/9/03 vs. Ind.)
- 2 David Garrard (10/13/02 at Tennessee)
- 2 Maurice Jones-Drew (10/8/06 vs. New York Jets), (12/10/06 vs. Indianapolis), (12/24/06 vs. New England)

**MOST CONSECUTIVE GAMES WITH A RUSHING TOUCHDOWN**

- 8 Maurice Jones-Drew (11/12/06 through 12/31/06)
- 5 Maurice Jones-Drew (10/18/09 through 11/22/09)
- 4 6 times, last Maurice Jones-Drew (11/11/07 through 12/2/07)

HIGHEST RUSHING AVERAGE**Career (minimum 100 attempts)**

- 5.2 Mark Brunell (1995-2003), 429 attempts, 2,219 yards
- 4.7 Maurice Jones-Drew (2006-09), 842 attempts, 3,924 yards
- 4.7 David Garrard (2002-09), 314 attempts, 1,467 yards
- 4.6 Fred Taylor (1998-2008), 2,428 attempts, 11,271 yards
- 4.0 Stacey Mack (1999-2002), 372 attempts, 1,498 yards
- 3.9 James Stewart (1995-99), 765 attempts, 2,951 yards

Season (minimum 50 attempts)

- 7.2 Mark Brunell (1995), 67 att., 480 yards
- 5.7 Maurice Jones-Drew (2006), 166 att., 941 yards
- 5.4 Fred Taylor (2007), 223 att., 1,202 yards
- 5.0 Mark Brunell (1996), 80 att., 396 yards
- 5.0 Fred Taylor (2006), 231 att., 1,146 yards
- 4.8 Fred Taylor (2000), 292 att., 1,399 yards

Game (minimum 10 attempts)

- 11.1 Maurice Jones-Drew (12/10/06 vs. Houston), 12 for 125 yards
- 10.4 Maurice Jones-Drew (10/14/07 vs. Indianapolis), 15 for 166 yards
- 8.5 Fred Taylor (10/31/99 at Cincinnati), 15 for 128 yards
- 7.9 Maurice Jones-Drew (9/24/06 at Indianapolis), 13 for 103 yards
- 7.8 Fred Taylor (11/19/00 at Pittsburgh), 30 for 234 yards
- 7.8 Stacey Mack (12/30/01 vs. Kansas City), 16 for 125 yards

MOST 200-YARD RUSHING GAMES**Career**

- 1 Fred Taylor (1998-2008)

Season

- 1 Fred Taylor (2000)

MOST 100-YARD RUSHING GAMES**Career**

- 47 Fred Taylor (1998-2008)
- 12 Maurice Jones-Drew (2006-09)
- 6 James Stewart (1995-99)
- 3 Stacey Mack (1999-2002)
- 2 Greg Jones (2004-09)

Season

- 9 Fred Taylor (2000)
- 7 Fred Taylor (2003)
- 6 Fred Taylor (1998)
- 5 Fred Taylor (2002, 2004, 2007)
- 5 Maurice Jones-Drew (2009)
- 4 Fred Taylor (2006)

MOST CONSECUTIVE 100-YARD RUSHING GAMES

- 9 Fred Taylor (10/16/00 to 12/17/00)
- 5 Fred Taylor (11/25/07 to 12/23/07)
- 3 Fred Taylor (11/14/04 to 11/28/04)
- 3 Stacey Mack (12/16/01 to 12/30/01)
- 3 Fred Taylor (11/23/03 to 12/7/03)

LONGEST RUNS FROM SCRIMMAGE

- 80t Fred Taylor (12/9/07 vs. Carolina)
- 80t Maurice Jones-Drew (11/1/09 at Tennessee)
- 79t Maurice Jones-Drew (11/1/09 at Tennessee)
- 77t Fred Taylor (10/12/98 vs. Miami)
- 76 Fred Taylor (12/10/06 vs. Indianapolis)
- 76 Fred Taylor (10/14/07 vs. Houston)
- 74t Maurice Jones-Drew (12/24/06 vs. N.E.)

LONGEST TOUCHDOWN RUNS

- 80 Fred Taylor (12/9/07 vs. Carolina)
- 80 Maurice Jones-Drew (11/1/09 at Tennessee)
- 79 Maurice Jones-Drew (11/1/09 at Tennessee)
- 77 Fred Taylor (10/12/98 vs. Miami)
- 74 Maurice Jones-Drew (12/24/06 vs. N.E.)
- 71 Fred Taylor (10/30/05 at St. Louis)
- 70 Fred Taylor (11/15/98 vs. Tampa Bay)

RECEIVING**MOST RECEPTIONS****Career**

- 862 Jimmy Smith (1995-2005), 12,287 yards, 67 TD
- 499 Keenan McCardell (1996-2001), 6,393 yards, 30 TD
- 286 Fred Taylor (1998-2008), 2,361 yards, 8 TD
- 241 Kyle Brady (1999-2006), 2,500 yards, 13 TD
- 201 Maurice Jones-Drew (2006-09), 1,782 yards, 5 TD
- 191 Pete Mitchell (1995-98, 2002), 2,091 yards, 11 TD

Season

- *116 Jimmy Smith (1999), 1,636 yards, 6 TD
- * NFL leader
- 112 Jimmy Smith (2001), 1,373 yards, 8 TD
- 94 Keenan McCardell (2000), 1,207 yards, 5 TD
- 93 Keenan McCardell (2001), 1,110 yards, 6 TD
- 91 Jimmy Smith (2000), 1,213 yards, 8 TD
- 85 Keenan McCardell (1996), 1,129 yards, 3 TD
- 85 Keenan McCardell (1997), 1,164 yards, 5 TD

Game

- 16 Keenan McCardell (10/20/96 at St.L.), 232 yards
- 15 Jimmy Smith (9/10/00 at Bal.), 291 yards, 3 TD
- 14 Jimmy Smith (1/2/00 vs. Cin.), 165 yards
- 11 Keenan McCardell (12/7/97 vs. N.E.), 152 yards, 2 TD
- 11 Keenan McCardell (10/8/00 vs. Pit.), 137 yards, 1 TD
- 11 Keenan McCardell (12/23/00 at NYG), 131 yards

MOST RECEPTIONS, ROOKIE**Season**

- 48 Mike Thomas (2009), 453 yards, 1 TD
- 46 Maurice Jones-Drew (2006), 436 yards, 2 TD
- 44 Fred Taylor (1998), 421 yards, 3 TD
- 41 Pete Mitchell (1995), 527 yards, 2 TD
- 36 Matt Jones (2005), 432 yards, 5 TD
- 32 Alvin Pearman (2005), 240 yards, 0 TD
- 27 Reggie Williams (2004), 268 yards, 1 TD

Game

- 10 Pete Mitchell (11/19/95 at TB), 161 yards, 1 TD
- 9 Fred Taylor (9/20/98 vs. Balt.), 85 yards
- 8 Zach Miller (1/3/10 at Clev.), 69 yards, 2 TD
- 7 Fred Taylor (12/13/98 vs. Tenn.), 32 yards
- 7 Maurice Jones-Drew (10/22/06 at Hou.), 58 yards
- 7 Mike Thomas (1/3/10 at Clev.), 65 yards; (10/18/09 vs. St.), 52 yards

**MOST RECEIVING YARDS****Career**

12,287	Jimmy Smith (1995-2005), 862 receptions, 67 TD
6,393	Keenan McCardell (1996-2001), 499 receptions, 30 TD
2,500	Kyle Brady (1999-2006), 241 receptions, 13 TD
2,361	Fred Taylor (1998-2008) 286 receptions, 8 TD
2,322	Reggie Williams (2004-08), 189 receptions, 18 TD
2,153	Matt Jones (2005-08) 166 receptions, 15 TD
2,117	Ernest Wilford (2004-07, 2009), 152 receptions, 15 TD
2,091	Pete Mitchell (1995-98, 2002), 191 receptions, 11 TD

Season

1,636	Jimmy Smith (1999), 116 receptions, 6 TD
1,373	Jimmy Smith (2001), 112 receptions, 8 TD
1,324	Jimmy Smith (1997), 82 receptions, 4 TD
1,244	Jimmy Smith (1996), 83 receptions, 7 TD
1,213	Jimmy Smith (2000), 91 receptions, 8 TD

Game

291	Jimmy Smith (9/10/00 at Baltimore), 15 receptions, 3 TD
232	Keenan McCardell (10/20/96 at St. Louis), 16 receptions
220	Jimmy Smith (11/21/99 vs. New Orleans), 9 receptions
165	Jimmy Smith (1/2/00 vs. Cincinnati), 14 receptions
164	Jimmy Smith (9/22/97 vs. Pittsburgh), 10 receptions, 1 TD

MOST RECEIVING YARDS, ROOKIE**Season**

527	Pete Mitchell (1995), 41 receptions, 2 TD
453	Mike Thomas (2009), 48 receptions, 1 TD
436	Maurice Jones-Drew (2006), 46 rec., 2 TD
432	Matt Jones (2005), 36 receptions, 5 TD
421	Fred Taylor (1998), 44 receptions, 3 TD
271	Ernest Wilford (2004), 19 receptions, 2 TD

Game

161	Pete Mitchell (11/19/95 at T.B.), 10 receptions, 1 TD
117	Matt Jones (11/13/05 vs. Balt.), 5 receptions, 1 TD
85	Fred Taylor (9/20/98 vs. Balt.), 9 receptions

MOST RECEIVING TOUCHDOWNS**Career**

67	Jimmy Smith (1995-2005), 862 receptions
30	Keenan McCardell (1996-2001), 499 receptions
18	Reggie Williams (2004-08), 189 receptions
15	Matt Jones (2005-08), 166 receptions
15	Ernest Wilford (2004-07, 2009), 152 receptions
13	Kyle Brady (1999-2006), 241 receptions

Season

10	Reggie Williams (2007), 38 receptions
8	Jimmy Smith (1998), 78 receptions
8	Jimmy Smith (2000), 91 receptions
8	Jimmy Smith (2001), 112 receptions

Game

3	Jimmy Smith (9/10/00 at Balt.), 15 rec.
2	12 times, last Zach Miller (1/3/10 at Clev.), 8 rec.

MOST RECEIVING TOUCHDOWNS, ROOKIE**Season**

5	Matt Jones (2005), 36 receptions
3	Fred Taylor (1998), 44 receptions

2	7 times, last Zach Miller (2009), 21 receptions
---	--

MOST CONSECUTIVE GAMES WITH A RECEPTION

80	Jimmy Smith (10/29/95 through 10/22/00)
76	Jimmy Smith (9/9/01 through 1/1/06)
52	Maurice Jones-Drew (12/10/06 through 1/3/10)
49	Keenan McCardell (12/28/98 through 1/6/02)
40	Keenan McCardell (9/1/96 through 11/1/98)

MOST CONSECUTIVE GAMES WITH A RECEIVING TOUCHDOWN

4	Reggie Williams (12/9/07 through 12/30/07)
3	8 times, last Mike Sims-Walker (11/8/09 through 11/22/09)

HIGHEST AVERAGE PER RECEPTION**Career (minimum 40 receptions)**

14.3	Jimmy Smith (1995-2005), 862 receptions, 12,287 yards
13.9	Ernest Wilford (2004-07, 2009), 152 receptions, 2,117 yards
13.8	Mike Sims-Walker (2008-09), 79 receptions, 1,086 yards
13.4	Damon Jones (1997-2001), 41 receptions, 550 yards

Season (minimum 20 receptions)

16.6	Ernest Wilford (2005) 41 receptions, 681 yards
16.6	Reggie Williams (2007) 38 receptions, 629 yards
16.2	Marcedes Lewis (2009), 32 receptions, 518 yards
16.1	Jimmy Smith (1997), 82 receptions, 1,324 yards
15.8	Jimmy Smith (2004), 74 receptions, 1,172 yards

Game (minimum 4 receptions)

29.5	Ernest Wilford (12/24/05 at Houston) 4 receptions, 118 yards
28.8	Andre Rison (9/22/96 at New England), 4 receptions, 115 yards
28.0	Jimmy Smith (11/9/97 vs. Kansas City), 4 receptions, 112 yards
27.0	Jimmy Smith (10/13/96 vs. N.Y. Jets), 5 receptions, 135 yards
26.0	Jimmy Smith (12/26/99 at Tennessee), 4 receptions, 104 yards
26.0	Keenan McCardell (11/12/00 vs. Seattle), 6 receptions, 156 yards

HIGHEST AVERAGE PER RECEPTION, ROOKIE**Season (minimum 20 receptions)**

12.9	Pete Mitchell (1995), 41 receptions, 527 yards
12.0	Matt Jones (2005), 36 receptions, 432 yards
10.1	Zach Miller (2009), 21 receptions, 212 yards
9.9	Reggie Williams (2004), 27 receptions, 268 yards
9.6	Fred Taylor (1998), 44 receptions, 421 yards
9.5	Maurice Jones-Drew (2006), 46 receptions, 436 yards

Game (minimum 4 receptions)

23.4	Matt Jones (11/13/05 vs. Balt.) 5 receptions, 117 yards
16.1	Pete Mitchell (11/19/95 at T.B.), 10 receptions, 161 yards
15.5	Reggie Williams (12/12/04 vs. Chic.), 4 receptions, 62 yards
15.5	Mike Thomas (11/29/09 at S.F.), 4 receptions, 62 yards
14.0	Maurice Jones-Drew (11/12/06 vs. Hou.), 4 receptions, 56 yards
13.8	Mike Thomas (11/1/09 at Tenn.), 4 receptions, 55 yards

**MOST 200-YARD RECEIVING GAMES****Career**

- 2 Jimmy Smith (1995-2005)
- 1 Keenan McCardell (1996-2001)

Season

- 1 Keenan McCardell (1996)
- 1 Jimmy Smith (1999)
- 1 Jimmy Smith (2000)

MOST 100-YARD RECEIVING GAMES**Career**

- 46 Jimmy Smith (1995-2005)
- 19 Keenan McCardell (1996-2001)
- 6 Matt Jones (2005-08)

Season

- 9 Jimmy Smith (1999)
- 6 Jimmy Smith (1997)
- 6 Jimmy Smith (2001)
- 5 Jimmy Smith (1998)
- 5 Jimmy Smith (2000)
- 5 Keenan McCardell (2000)

MOST 100-YARD RECEIVING GAMES, ROOKIE**Season**

- 1 Pete Mitchell (1995)
- 1 Matt Jones (2005)

MOST CONSECUTIVE 100-YARD RECEIVING GAMES

- 3 Jimmy Smith (8/31/97 through 9/22/97)
- 3 Jimmy Smith (11/9/97 through 11/23/97)
- 3 Jimmy Smith (11/29/98 through 12/13/98)
- 3 Jimmy Smith (9/12/99 through 9/26/99)
- 3 Jimmy Smith (11/21/99 through 12/2/99)
- 3 Jimmy Smith (12/19/99 through 1/2/00)

LONGEST RECEPTIONS

- 84t Troy Edwards from Byron Leftwich (9/28/03 at Houston)
- 80t Reggie Williams from Quinn Gray (11/4/07 at New Orleans)
- 79t Patrick Johnson from Mark Brunell (9/15/02 at Kansas City)
- 78t Fred Taylor from Mark Brunell (11/1/98 at Baltimore)
- 75 Jimmy Smith from Mark Brunell (11/9/97 vs. Kansas City)
- 72t Jimmy Smith from Mark Brunell (9/20/98 vs. Baltimore)
- 72 Fred Taylor from Mark Brunell (9/29/02 vs. New York Jets)

LONGEST TOUCHDOWN RECEPTIONS

- 84 Troy Edwards from Byron Leftwich (9/28/03 at Houston)
- 80 Reggie Williams from Quinn Gray (11/4/07 at New Orleans)
- 79 Patrick Johnson from Mark Brunell (9/15/02 at Kansas City)
- 78 Fred Taylor from Mark Brunell (11/1/98 at Baltimore)
- 72 Jimmy Smith from Mark Brunell (9/20/98 vs. Baltimore)
- 71 Randy Jordan from Steve Beuerlein (9/10/95 at Cincinnati)

YARDS FROM SCRIMMAGE*(rushing and receiving)***Career**

- 13,632 Fred Taylor (1998-2008), 11,271 rushing, 2,361 receiving
- 12,286 Jimmy Smith (1995-2005), -1 rushing, 12,287 receiving
- 6,393 Keenan McCardell (1996-2001), 0 rushing, 6,393 receiving
- 5,706 Maurice Jones-Drew (2006-09), 3,924 rushing, 1,782 receiving

- 3,804 James Stewart (1995-99), 2,951 rushing, 853 receiving
- 2,500 Kyle Brady (1999-2006), 2,500 receiving

Season

- 1,942 Fred Taylor (2003), 1,572 rushing, 370 receiving
- 1,765 Maurice Jones-Drew (2009), 1,391 rushing, 374 receiving
- 1,722 Fred Taylor (2002), 1,314 rushing, 408 receiving
- 1,644 Fred Taylor (1998), 1,223 rushing, 421 receiving
- 1,639 Fred Taylor (2000), 1,399 rushing, 240 receiving

Game

- 291 Jimmy Smith (9/10/00 at Baltimore), 0 rushing, 291 receiving
- 248 Fred Taylor (11/19/00 at Pittsburgh), 234 rushing, 14 receiving
- 237 Fred Taylor (9/29/02 at N.Y. Jets), 142 rushing, 95 receiving
- 232 Keenan McCardell (10/20/96 at St. Louis), 0 rushing, 232 receiving
- 225 Fred Taylor (12/21/03 vs. New Orleans), 194 rushing, 31 receiving
- 220 Jimmy Smith (11/21/99 vs. New Orleans), 0 rushing, 220 receiving

By Rookie, Season

- 1,644 Fred Taylor (1998), 1,223 rushing, 421 receiving
- 1,377 Maurice Jones-Drew (2006), 941 rushing, 436 receiving
- 715 James Stewart (1995), 525 rushing, 190 receiving

ALL-PURPOSE YARDS*(rushing/receiving/returns)***Career**

- 13,632 Fred Taylor (1998-2008), 11,271 rushing, 2,361 receiving, 0 ret.
- 12,875 Jimmy Smith (1995-2005), -1 rushing, 12,287 receiving, 589 ret.
- 7,889 Maurice Jones-Drew (2006-09), 3,924 rushing, 1,782 receiving, 2,183 ret.
- 6,495 Keenan McCardell (1996-2001), 0 rushing, 6,393 receiving, 102 ret.
- 3,804 James Stewart (1995-99), 2,951 rushing, 853 receiving, 0 ret.

Season

- 2,250 Maurice Jones-Drew (2006), 941 rushing, 436 receiving, 873 ret.
- 2,014 Maurice Jones-Drew (2007), 768 rushing, 407 receiving, 839 ret.
- 1,942 Fred Taylor (2003), 1,572 rushing, 370 receiving, 0 ret.
- 1,886 Maurice Jones-Drew (2009), 1,391 rushing, 374 receiving, 121 ret.
- 1,739 Maurice Jones-Drew (2008), 824 rushing, 565 receiving, 350 ret.
- 1,722 Fred Taylor (2002), 1,391 rushing, 374 receiving, 121 ret.

Game

- 303 Maurice Jones-Drew (12/10/06 vs. Indianapolis), 166 rushing, 15 receiving, 122 returns
- 291 Jimmy Smith (9/10/00 at Baltimore), 0 rushing, 291 receiving, 0 returns
- 260 Maurice Jones-Drew (10/14/07 vs. Houston), 125 rushing, 59 receiving, 76 returns
- 248 Fred Taylor (11/19/00 at Pittsburgh), 234 rushing, 14 receiving, 0 returns
- 244 Maurice Jones-Drew (9/24/06 at Indianapolis), 103 rushing, 32 receiving, 109 returns

COACHES

SCOUTS

STAFF

PLAYERS

HISTORY

RECORDS

MISC.

**By Rookie, Season**

2,250	Maurice Jones-Drew (2006), 941 rushing, 436 receiving, 873 returns
1,644	Fred Taylor (1998), 1,223 rushing, 421 receiving, 0 returns
1,301	Mike Thomas (2009), 86 rushing, 453 receiving, 762 returns
993	Derrick Wimbush (2005) 12 rushing, 26 receiving, 955 returns
986	Alvin Pearman (2005) 149 rushing, 240 receiving, 597 returns
905	Elvis Joseph (2001), 294 rushing, 183 receiving, 428 returns

PUNTING**MOST PUNTS****Career**

456	Bryan Barker (1995-2000), 43.5 average
424	Chris Hanson (2001-06), 42.9 average
172	Adam Podlesh (2007-09), 42.2 average

Season

85	Bryan Barker (1998), 45.0 average
84	Chris Hanson (2004), 42.8 average
82	Bryan Barker (1995), 43.8 average
82	Chris Hanson (2001), 43.6 average
82	Chris Hanson (2005), 42.9 average

Game

10	Adam Podlesh (11/16/08 vs. Ten.), 409 yards
9	Bryan Barker (10/29/95 at Pit.), 369 yards
9	Bryan Barker (11/14/99 vs. Bal.), 383 yards
9	Bryan Barker (9/25/00 at Ind.), 389 yards
9	Chris Hanson (9/19/04 vs. Den.), 397 yards
9	Chris Hanson (10/16/05 at Pit.), 422 yards

HIGHEST GROSS PUNTING AVERAGE**Career (minimum 50 punts)**

43.5	Bryan Barker (1995-2000), 456 punts
42.9	Chris Hanson (2001-06), 424 punts
42.2	Adam Podlesh (2007-09), 172 punts

Season (minimum 40 punts)

45.0	Bryan Barker (1998), 85 punts
44.9	Bryan Barker (1997), 66 punts
44.2	Chris Hanson (2002), 81 punts
43.8	Bryan Barker (1995), 82 punts
43.7	Bryan Barker (1996), 69 punts

Game (minimum 4 punts)

53.8	Bryan Barker (10/19/97 at Dall.), 5 punts
53.2	Chris Hanson (9/29/02 vs. NYJ), 5 punts
52.4	Bryan Barker (10/18/98 at Buff.), 5 punts

HIGHEST NET PUNTING AVERAGE**Career (minimum 50 punts)**

37.4	Adam Podlesh (2007-09), 172 punts
37.2	Bryan Barker (1995-2000), 456 punts
35.9	Chris Hanson (2001-06), 424 punts

Season (minimum 40 punts)

38.8	Bryan Barker (1997), 66 punts
*38.6	Bryan Barker (1995), 82 punts
	*NFL leader
38.5	Bryan Barker (1998), 85 punts
38.3	Adam Podlesh (2009), 72 punts

Game (minimum 4 punts)

49.8	Adam Podlesh (12/23/07 vs. Oak.), 4 punts
48.2	Chris Hanson (11/10/02 vs. Was.), 5 punts
47.2	Chris Hanson (9/25/05 at NYJ), 6 punts
46.8	Bryan Barker (11/2/97 at Ten.), 4 punts

LONGEST PUNTS

83	Bryan Barker (10/11/99 at NYJ), net 72
76	Adam Podlesh (10/28/07 at T.B.), net 76
74	Chris Hanson (11/20/05 at Ten.), net 74
69	Chris Hanson (9/12/04 at Buf.), touchback
65	Bryan Barker (10/18/98 at Buf.), touchback
65	Bryan Barker (10/1/00 vs. Pit.), net 52

MOST PUNTS INSIDE THE 20**Career (minimum 50 punts)**

151	Bryan Barker (1995-2000)
136	Chris Hanson (2001-06)
49	Adam Podlesh (2007-09)

Season

33	Chris Hanson (2005)
32	Bryan Barker (1999)
29	Bryan Barker (2000)
28	Chris Hanson (2004)
28	Bryan Barker (1998)

Game

8	Bryan Barker (11/14/99 vs. Baltimore)
6	Bryan Barker (10/3/99 vs. Pittsburgh)
5	Bryan Barker (11/9/97 vs. Kansas City)

FEWEST TOUCHBACKS**Career (minimum 50 punts)**

12	Adam Podlesh (2007-09), 172 punts
43	Bryan Barker (1995-2000), 456 punts
50	Chris Hanson (2001-06), 424 punts

Season

2	Adam Podlesh (2007), 54 punts
3	Steve Weatherford (2008), 21 punts
5	5 times, last Adam Podlesh (2009), 72 punts

MOST CONSECUTIVE PUNTS WITHOUT A BLOCK

456	Bryan Barker (1995-2000)
172	Adam Podlesh (2007-09)
168	Chris Hanson (2001-03)

PUNT RETURNS**MOST PUNT RETURNS****Career**

146	Reggie Barlow (1996-2000), 1,581 yards
81	Alvin Pearman (2005-06, 2008), 693 yards
42	David Allen (2003-04), 468 yards
39	Damon Gibson (2001-02), 333 yards
32	Chris Hudson (1995-98), 348 yards

Season

49	Alvin Pearman (2005), 410 yards
43	Reggie Barlow (1998), 555 yards
38	Reggie Barlow (1999), 414 yards
38	Damon Gibson (2001), 333 yards
36	Reggie Barlow (1997), 412 yards

Game

7	Alvin Pearman (11/13/05 vs. Bal.), 59 yards
7	Alvin Pearman (12/18/05 vs. S.F.), 45 yards
6	Reggie Barlow (9/20/98 vs. Bal.), 81 yards
6	Reggie Barlow (11/14/99 vs. Bal.), 73 yards
6	Reggie Barlow (12/3/00 vs. Cle.), 64 yards
6	R. Jay Soward (10/8/00 vs. Bal.), 38 yards
6	David Allen (12/7/03 vs. Hou.), 55 yards

MOST PUNT RETURN YARDS**Career**

1,581	Reggie Barlow (1996-2000), 146 returns
693	Alvin Pearman (2005-06, 2008), 81 returns
468	David Allen (2003-04), 42 returns
348	Chris Hudson (1995-98), 32 returns
333	Damon Gibson (2001-02), 39 returns

Season

555	Reggie Barlow (1998), 43 returns
414	Reggie Barlow (1999), 38 returns
412	Reggie Barlow (1997), 36 returns
410	Alvin Pearman (2005), 49 returns
348	Chris Hudson (1996), 32 returns

Game

134	Reggie Barlow (9/13/98 vs. K.C.), 3 ret.
82	Desmond Howard (9/24/95 vs. G.B.), 4 ret.
81	Reggie Barlow (9/20/98 vs. Bal.), 6 ret.
80	Reggie Barlow (11/21/99 vs. N.O.), 2 ret.
79	Reggie Barlow (11/23/97 at Cin.), 3 ret.

**MOST PUNT RETURN TOUCHDOWNS****Career**

- 2 Reggie Barlow (1996-2000)
- 1 Bobby Shaw (2002)

Season

- 1 Reggie Barlow (1998, 1999)
- 1 Bobby Shaw (2002)

Game

- 1 Reggie Barlow (9/13/98 vs. K.C.), 85 yds
- 1 Reggie Barlow (11/21/99 vs. N.O.), 74 yds
- 1 Bobby Shaw (10/6/02 vs. Phil.), 69 yds

LONGEST PUNT RETURNS

- 85t Reggie Barlow (9/13/98 vs. Kansas City)
- 74t Reggie Barlow (11/21/99 vs. New Orleans)
- 69t Bobby Shaw (10/6/02 vs. Philadelphia)
- 60 Chris Hudson (10/6/96 at New Orleans)
- 56 Scott Starks (12/23/07 vs. Oakland)

HIGHEST AVERAGE PER PUNT RETURN**Career (minimum 20 returns)**

- 12.4 Bobby Shaw (2002), 25 for 310 yards
- 11.3 Brian Witherspoon (2008-09), 24 for 270 yards
- 11.1 David Allen (2003-04), 42 for 468 yards
- 10.9 Chris Hudson (1995-98), 32 for 348 yards
- 10.8 Reggie Barlow (1996-2000), 146 for 1,581 yards

- 10.3 Desmond Howard (1995), 24 for 246 yards

Season (minimum 15 returns)

- 12.9 Reggie Barlow (1998), 43 for 555 yards
- 12.4 Bobby Shaw (2002), 25 for 310 yards
- 12.0 David Allen (2003), 27 for 324 yards
- 11.4 Reggie Barlow (1997), 36 for 412 yards
- 11.3 Brian Witherspoon (2008), 17 for 192 yards

Game (minimum 3 returns)

- 44.6 Reggie Barlow (9/13/98 vs. K.C.)
3 for 134 yards, 1 TD
- 26.3 Reggie Barlow (11/23/97 at Cin.),
3 for 79 yards
- 25.3 Reggie Barlow (11/2/97 at Tenn.),
3 for 76 yards

MOST FAIR CATCHES**Career**

- 61 Reggie Barlow (1996-2000)
- 31 Alvin Pearman (2005-06, 2008)
- 22 Damon Gibson (2001-02)
- 20 Dennis Northcutt (2007-08)
- 17 Bobby Shaw (2002)
- 17 David Allen (2003-04)

Season

- 22 Damon Gibson (2001)
- 17 Reggie Barlow (1999)
- 17 Bobby Shaw (2002)
- 16 Reggie Barlow (1997)
- 16 Alvin Pearman (2006)

Game

- 4 Reggie Barlow (9/7/97 vs. N.Y. Giants)
- 4 Damon Gibson (12/9/01 at Cleveland)
- 4 Alvin Pearman (11/12/06 vs. Houston)
- 4 Dennis Northcutt (9/16/07 vs. Atlanta)
- 4 Brian Witherspoon (11/16/08 vs. Tennessee)

KICKOFF RETURNS**MOST KICKOFF RETURNS****Career**

- 79 Maurice Jones-Drew (2006-09), 2,054 yards
- 76 Brian Witherspoon (2008-09), 1,818 yards
- 70 Reggie Barlow (1996-2000), 1,634 yards
- 58 Willie Jackson (1995-97), 1,206 yards
- 52 David Allen (2003-04), 1,041 yards

Season

- 52 Brian Witherspoon (2008), 1,250 yards
- 41 David Allen (2003), 831 yards
- 39 Derrick Wimbush (2005), 955 yards

- 33 Shyrone Stith (2000), 785 yards
- 32 Willie Jackson (1997), 653 yards

Game

- 7 Jermaine Lewis (10/10/04 at S.D.), 122 yards
- 7 Curtis Marsh (11/12/95 vs. Sea.), 169 yards
- 6 Willie Jackson (10/19/97 at Dal.), 135 yards
- 6 Willie Jackson (11/23/97 at Cin.), 92 yards
- 6 Reggie Barlow (10/25/98 at Den.), 206 yards
- 6 David Allen (12/14/03 at N.E.), 147 yards
- 6 Brian Witherspoon (10/26/08 vs. Clev.), 134 yards

MOST KICKOFF RETURN YARDS**Career**

- 2,054 Maurice Jones-Drew (2006-09), 79 returns
- 1,818 Brian Witherspoon (2008-09), 76 returns
- 1,634 Reggie Barlow (1996-2000), 70 returns
- 1,206 Willie Jackson (1995-97), 58 returns
- 1,136 Derrick Wimbush (2005-06), 47 returns
- 1,041 David Allen (2003-04), 52 returns

Season

- 1,250 Brian Witherspoon (2008), 52 returns
- 955 Derrick Wimbush (2005), 39 returns
- 860 Maurice Jones-Drew (2006), 31 returns
- 831 David Allen (2003), 41 returns
- 811 Maurice Jones-Drew (2007), 31 returns
- 785 Shyrone Stith (2000), 33 returns

Game

- 206 Reggie Barlow (10/25/98 at Den.), 6 returns
- 169 Curtis Marsh (11/12/95 vs. Sea.), 7 returns
- 157 Reggie Barlow (12/7/97 vs. N.E.), 5 returns
- 147 Alvis Whitted (12/26/99 at Tenn.), 4 returns
- 147 David Allen (12/14/03 at N.E.), 6 returns
- 146 Mike Thomas (11/1/09 at Tenn.), 5 returns
- 142 Maurice Jones-Drew (12/31/06 at K.C.), 5 returns; (11/4/07 at N.O.), 3 returns

MOST KICKOFF RETURN TOUCHDOWNS**Career**

- 2 Maurice Jones-Drew (2006-09)
- 1 Jimmy Smith (1995-2005)
- 1 Reggie Barlow (1996-2000)
- 1 Alvis Whitted (1998-2001)
- 1 Elvis Joseph (2001-02)
- 1 Derrick Wimbush (2005-06)

Season

- 1 by 6 players, last Maurice Jones-Drew (2006, 2007)

Game

- 1 Jimmy Smith (12/3/95 at Den.), 89 yards
- 1 Reggie Barlow (12/7/97 vs. N.E.), 92 yards
- 1 Alvis Whitted (12/26/99 at Tenn.), 98 yards
- 1 Elvis Joseph (11/18/01 at Pit.), 95 yards
- 1 Derrick Wimbush (11/27/05 at Arz.), 91 yards
- 1 Maurice Jones-Drew (12/10/06 vs. Ind.), 93 yards
- 1 Maurice Jones-Drew (11/4/07 at N.O.), 100 yards

LONGEST KICKOFF RETURNS

- 100t Maurice Jones-Drew (11/4/07 at New Orleans)
- 98t Alvis Whitted (12/26/99 at Tennessee)
- 95t Elvis Joseph (11/18/01 at Pittsburgh)
- 93t Maurice Jones-Drew (12/10/06 vs. Ind.)
- 92t Reggie Barlow (12/7/97 vs. New England)

HIGHEST AVERAGE PER KICKOFF RETURN**Career (minimum 20 returns)**

- 26.0 Maurice Jones-Drew (2006-09), 79 for 2,054 yards
- 24.8 Mike Thomas (2009), 26 for 644 yards
- 24.2 Derrick Wimbush (2005-06), 47 for 1,136 yards
- 23.9 Brian Witherspoon (2008-09), 76 for 1,818 yards
- 23.8 Shyrone Stith (2000), 33 for 785 yards

COACHES

SCOUTS

STAFF

PLAYERS

HISTORY

RECORDS

MISC.

**Season (minimum 20 returns)**

- 27.7 Maurice Jones-Drew (2006), 31 for 860 yards
- 26.2 Maurice Jones-Drew (2007), 31 for 811 yards
- 24.9 Reggie Barlow (1998), 30 for 747 yards
- 24.8 Mike Thomas (2009), 26 for 644 yards
- 24.5 Derrick Wimbush (2005), 39 for 955 yards
- 24.0 Brian Witherspoon (2008), 52 for 1,250 yards

Game (minimum 3 returns)

- 47.3 Maurice Jones-Drew (11/4/07 at N.O.) 3 for 142 yards
- 46.0 Derrick Wimbush (11/27/05 at Ariz.) 3 for 138 yards
- 41.3 Brian Witherspoon (9/7/08 at Ten.) 3 for 124 yards
- 39.7 Randy Jordan (10/13/96 vs. N.Y. Jets), 3 for 119 yards
- 36.8 Alvis Whitted (12/26/99 at Tennessee), 4 for 147 yards

INTERCEPTIONS**MOST INTERCEPTIONS****Career**

- 28 Rashean Mathis (2003-09)
- 15 Aaron Beasley (1996-2001)
- 14 Donovan Darius (1998-2006)
- 8 Chris Hudson (1995-98)
- Mike Peterson (2003-08)

Season

- 8 Rashean Mathis (2006)
- 6 Aaron Beasley (1999)
- 6 Marlon McCree (2002)
- 5 Deon Figures (1997)
- Donovin Darius (1999, 2004)
- Rashean Mathis (2004, 2005)
- Reggie Nelson (2007)

Game

- 2 Deon Figures (8/31/97 at Baltimore)
- Aaron Beasley (9/12/99 vs. San Francisco)
- Rayna Stewart (9/10/00 at Baltimore)
- Marlon McCree (9/15/02 at Kansas City)
- Donovin Darius (1/2/05 at Oakland)
- Rashean Mathis (12/19/04 at Green Bay; 10/30/05 at St. Louis; 9/18/06 vs. Pit.; 11/5/06 vs. Tennessee)
- Terry Cousin (11/13/05 vs. Baltimore)

MOST CONSECUTIVE GAMES WITH AN INTERCEPTION

- 3 Brian Williams (10/14/07 through 11/11/07)
- 2 James Williams (11/26/95 through 12/3/95)
- 2 Chris Hudson (11/2/97 through 11/9/97)
- 2 Chris Hudson (9/20/98 through 9/27/98)
- 2 Donovan Darius (10/31/99 through 11/7/99), (11/21/04 through 11/28/04)
- 2 Marlon McCree (11/10/02 through 11/17/02), (12/1/02 through 12/8/02)
- 2 Mike Peterson (11/23/03 through 11/30/03)
- 2 Rashean Mathis (10/16/05 through 10/30/05), (9/10/06 through 9/18/06), 12/31/06 through 9/9/07)
- 2 Gerald Sensabaugh (12/3/06 through 12/10/06)

MOST INTERCEPTIONS, ROOKIE

- 5 Reggie Nelson (2007)
- 4 Derek Cox (2009)
- 2 Kevin Hardy (1996)
- 2 Fernando Bryant (1999)
- 2 Rashean Mathis (2003)

MOST INTERCEPTION RETURN YARDS**Career**

- 487 Rashean Mathis (2003-09), 28 int.
- 279 Aaron Beasley (1996-2001), 15 int.
- 189 Donovin Darius (1998-2006), 15 int.
- 139 Marlon McCree (2001-02), 7 int.
- 89 Mike Peterson (2003-08), 8 int.

Season

- 200 Aaron Beasley (1999), 6 interceptions
- 151 Rashean Mathis (2008), 4 interceptions
- 146 Rashean Mathis (2006), 8 interceptions
- 129 Marlon McCree (2002), 6 interceptions
- 80 Donovin Darius (2004), 5 interceptions
- 79 Rashean Mathis (2005), 5 interceptions

Game

- 93 Aaron Beasley (9/12/99 vs. S.F.), 2 int.
- 72 Rashean Mathis (10/5/08 vs. Pit.), 1 int.
- 61 Rashean Mathis (9/21/08 at Ind.) 1 int.
- 55 Rashean Mathis (11/5/06 vs. Ten.), 1 int.
- 55 Scott Starks (11/5/06 vs. Ten.), int.
- 53 Marlon McCree (11/17/02 at Hou.), 1 int

LONGEST INTERCEPTION RETURNS

- 93t Aaron Beasley (9/12/99 vs. San Francisco)
- 72t Rashean Mathis (10/5/08 vs. Pittsburgh)
- 61t Rashean Mathis (9/21/08 at Indianapolis)
- 55 Rashean Mathis (11/5/06 vs. Tennessee)
- 55t Scott Starks (11/5/06 vs. Tennessee)
- 53 Marlon McCree (11/17/02 at Houston)

MOST INTERCEPTIONS RETURNED FOR A TOUCHDOWN**Career**

- 3 Rashean Mathis (2003-09)
- 2 Aaron Beasley (1996-2001)
- 1 Mickey Washington (1995-96)
- 1 Tony Brackens (1996-2003)
- 1 Mike Peterson (2003-08)
- 1 Scott Starks (2005-09)
- 1 Aaron Glenn (2007)
- 1 Clint Ingram (2006-09)

Season

- 2 Aaron Beasley (1999)
- 2 Rashean Mathis (2008)
- 1 by 7 players, last Rashean Mathis (2008)

Game

- 1 Mickey Washington (10/22/95 at Clev.), 48 yards
- 1 Aaron Beasley (9/12/99 vs. S.F.), 93 yards
- 1 Aaron Beasley (9/26/99 vs. Ten.), 35 yards
- 1 Tony Brackens (11/28/99 at Bal.), 16 yards
- 1 Rashean Mathis (10/16/05 at Pit.), 41 yards
- 1 Mike Peterson (11/13/05 vs. Bal.), 26 yards
- 1 Scott Starks (11/15/06 vs. Ten.), 55 yards
- 1 Aaron Glenn (10/28/07 at T.B.), 28 yards
- 1 Clint Ingram (12/9/07 vs. Car.), 39 yards
- 1 Rashean Mathis (9/21/08 at Ind.), 61 yards
- 1 Rashean Mathis (10/5/08 vs. Pit.), 72 yards

SACKS**MOST SACKS****Career**

- 55.0 Tony Brackens (1996-2003)
- 34.0 Joel Smeenge (1995-2000)
- 29.0 John Henderson (2002-09)
- 28.5 Kevin Hardy (1996-2001)
- 28.5 Paul Spicer (2001-08)
- 22.5 Gary Walker (1999-2001)
- 22.0 Marcus Stroud (2001-07)
- 22.0 Bobby McCray (2004-07)

**Season**

12.0	Tony Brackens (1999)
11.0	Tony Brackens (2001)
10.5	Kevin Hardy (1999)
10.0	Gary Walker (1999)
10.0	Bobby McCray (2006)

Game

3.0	Kelvin Pritchett (10/5/97 vs. Cincinnati)
3.0	John Henderson (10/6/02 vs. Philadelphia)
3.0	Paul Spicer (9/25/05 at New York Jets)
2.5	Clyde Simmons (10/27/96 at Cincinnati)
2.5	Tony Brackens (10/3/99 vs. Pittsburgh)
2.5	Reggie Hayward (11/11/07 at Tennessee)

MOST CONSECUTIVE GAMES WITH A SACK

8	Tony Brackens (11/11/01 through 12/30/01)
4	Tony Brackens (9/22/97 through 10/12/97)
4	Kevin Hardy (10/11/99 through 11/7/99)
4	Tony Brackens (11/28/99 through 12/19/99)
4	Gary Walker (10/18/01 through 11/11/01)

MOST SACKS, ROOKIE

7.0	Tony Brackens (1996)
6.5	John Henderson (2002)
5.5	Kevin Hardy (1996)

TACKLES**MOST TACKLES****Career**

858	Donovin Darius (1998-2006)
837	Mike Peterson (2003-08)
789	Kevin Hardy (1996-2001)
762	Daryl Smith (2004-09)
563	John Henderson (2002-09)
489	Akin Ayodele (2002-05)
487	Bryan Schwartz (1995-99)
469	Tony Brackens (1996-2003)

Season

230	Hardy Nickerson (2001)
190	Mike Peterson (2005)
188	Wali Rainer (2002)
186	Kevin Hardy (1998)
178	Mike Peterson (2004)

Game

23	Hardy Nickerson (11/25/01 vs. Baltimore)
22	T.J. Slaughter (11/25/01 vs. Baltimore)
22	Wali Rainer (10/13/02 at Tennessee)
21	Bryan Schwartz (12/17/95 at Detroit)
20	Kevin Hardy (11/1/98 at Baltimore)

MOST TACKLES, ROOKIE**Season**

161	Bryan Schwartz (1995)
130	Kevin Hardy (1996)
117	Clint Ingram (2006)
108	T.J. Slaughter (2000)
108	Akin Ayodele (2002)

Game

21	Bryan Schwartz (12/17/95 at Detroit)
19	Bryan Schwartz (12/24/95 vs. Cleveland)
17	Bryan Schwartz (12/10/95 vs. Indianapolis)

MOST CONSECUTIVE GAMES LEADING TEAM IN TACKLES

9	Mike Peterson (9/12/04 through 11/14/04)
8	Hardy Nickerson (11/8/01 through 1/6/02)
6	Bryan Schwartz (11/26/95 through 9/1/96)
5	Kevin Hardy (10/3/99 through 11/7/99)
5	T.J. Slaughter (10/8/00 through 11/12/00)

FUMBLES**MOST FUMBLES****Career**

51	Mark Brunell (1995-2003)
33	David Garrard (2002-09)

25	Byron Leftwich (2003-06)
25	Fred Taylor (1998-2008)
11	Jimmy Smith (1995-2005)

Season

14	David Garrard (2009)
13	Mark Brunell (1996)
11	Byron Leftwich (2003)
8	Byron Leftwich (2005)

Game

3	Mark Brunell (11/17/96 at Pittsburgh)
3	Mark Brunell (12/13/99 vs. Denver)
3	Mark Brunell (10/8/00 vs. Baltimore)
3	Jonathan Quinn (11/18/01 at Pittsburgh)
3	Byron Leftwich (11/2/03 at Baltimore)
3	Byron Leftwich (9/18/05 at Indianapolis)
3	Kyle Brady (12/11/05 vs. Indianapolis)
3	David Garrard (9/20/09 vs. Arizona)

MOST FUMBLES LOST**Career**

18	Mark Brunell (1995-2003)
17	David Garrard (2002-09)
12	Fred Taylor (1998-2008)
10	Byron Leftwich (2003-06)
7	James Stewart (1995-99)

Season

8	David Garrard (2009)
6	Byron Leftwich (2003)
3	by 7 players, last David Garrard (2008)

Game

3	Jonathan Quinn (11/18/01 at Pittsburgh)
2	6 times, last David Garrard (11/29/09 at San Francisco)

MOST FORCED FUMBLES**Career**

28	Tony Brackens (1996-2003)
9	Joel Smeenge (1995-2000)
8	Kevin Hardy (1996-2001)
8	Aaron Beasley (1996-2001)
7	Donovin Darius (1998-2006)
7	Marcus Stroud (2001-07)
7	Akin Ayodele (2002-05)

Season

8	Tony Brackens (1999)
6	Tony Brackens (1997)
5	Tony Brackens (1996)
5	Tony Brackens (2001)

Game

3	Tony Brackens (10/3/99 vs. Pittsburgh)
2	7 times, last Tyron Brackenridge and Gerald Alexander (12/13/09 vs. Miami)

MOST OPPONENT FUMBLE RECOVERIES**Career**

13	Tony Brackens (1996-2003)
6	Bryan Schwartz (1995-99)
6	Travis Davis (1995-98)
6	Kevin Hardy (1996-2001)
6	Fernando Bryant (1999-2003)
6	Donovin Darius (1998-2006)

Season

4	Bryan Schwartz (1998)
4	Donovin Darius (2004)

Game

2	Darren Carrington (10/1/95 at Houston)
2	Tony Brackens (9/29/96 vs. Carolina)

LONGEST FUMBLE RECOVERY RETURNS

90t	Aaron Beasley (11/8/98 vs. Cincinnati)
83t	Donovin Darius (11/1/98 at Baltimore)
77t	Daryl Smith (10/14/07 vs. Houston)
60t	Ainsley Battles (12/3/01 vs. Green Bay)
40t	Aaron Beasley (9/30/01 vs. Cleveland)

**TAKEAWAYS***(interceptions and fumble recoveries)***MOST TAKEAWAYS****Career**

- 31 Rashean Mathis (2003-09),
28 interceptions, 3 fumbles
- 20 Donovan Darius (1998-2006),
14 interceptions, 6 fumbles
- 18 Aaron Beasley (1996-2001),
15 interceptions, 3 fumbles
- 18 Tony Brackens (1996-2003),
5 interceptions, 13 fumbles
- 13 Mike Peterson (2003-08),
8 interceptions, 5 fumbles

Season

- 9 Donovan Darius (2004), 5 interceptions,
4 fumbles
- 8 Rashean Mathis (2006), 8 interceptions
- 6 Aaron Beasley (1999), 6 interceptions
- 6 Marlon McCree (2002), 6 interceptions

Game

- 3 Darren Carrington (10/1/95 at Hou.),
1 interception, 2 fumbles

MOST TAKEAWAYS, ROOKIE

- 5 Fernando Bryant (1999), 2 int., 3 fumbles
- 5 Reggie Nelson (2007), 5 int.
- 5 Derek Cox (2009), 4 int., 1 fumble
- 4 Tony Brackens (1996), 1 int., 3 fumbles

BLOCKED KICKS**MOST BLOCKED PUNTS****Career**

- 2 Dave Thomas (1995-99)
- 2 Donovan Darius (1998-2006)
- 1 Mike Dumas (1995)
- 1 Alvis Whitted (1998-2001)
- 1 Eric Westmoreland (2001-03)
- 1 Derrick Wimbush (2005-06)
- 1 Jorge Cordova (2004-07)
- 1 Gerald Sensabaugh (2005-08)

Season

- 1 by 10 players, last Jorge Cordova
(2006)

Game

- 1 Mike Dumas (12/3/95 at Denver)
- 1 Dave Thomas (10/12/97 vs. Philadelphia)

- 1 Alvis Whitted (11/1/98 at Baltimore)
- 1 Dave Thomas (11/14/99 vs. Baltimore)
- 1 Donovan Darius (10/1/00 vs. Pittsburgh)
- 1 Donovan Darius (9/10/01 vs. Pittsburgh)
- 1 Eric Westmoreland (10/27/02 vs. Houston)
- 1 Derrick Wimbush (10/9/05 vs. Cincinnati)
- 1 Gerald Sensabaugh (10/8/06 vs. N.Y. Jets)
- 1 Jorge Cordova (12/10/06 vs. Indianapolis)

BLOCKED PUNT RETURNS

- 1 Jimmy Smith (12/3/95 at Denver),
recovered in end zone for a touchdown
- 1 Alvis Whitted (11/1/98 at Baltimore),
returned 24 yards for a touchdown

MOST BLOCKED FIELD GOALS**Career**

- 2 Clyde Simmons (1996-97)
- 2 Marcus Stroud (2001-07)
- 1 John Henderson (2002-09)
- 1 Rashean Mathis (2003-09)

Season

- 1 by 6 players, last Rashean Mathis (2005)

Game

- 1 Clyde Simmons (12/1/96 vs. Cincinnati)
- 1 Clyde Simmons (9/22/97 vs. Pittsburgh)
- 1 Marcus Stroud (12/3/01 vs. Green Bay)
- 1 Marcus Stroud (9/8/02 vs. Indianapolis)
- 1 John Henderson (12/8/02 vs. Cleveland)
- 1 Rashean Mathis (10/2/05 vs. Denver)

BLOCKED FIELD GOAL RETURNS

- 1 Mickey Washington (12/1/96 vs. Cin.),
65 yards for a touchdown
- 1 Chris Hudson (9/22/97 vs. Pit.),
58 yards for a touchdown

BLOCKED EXTRA POINTS**Career**

- 1 Clyde Simmons (1996-97)
- 1 Tony Brackens (1996-2003)

Season

- 1 Clyde Simmons (1996)
- 1 Tony Brackens (1997)

Game

- 1 Clyde Simmons (9/22/96 at N.E.)
- 1 Tony Brackens (10/5/97 vs. Cin.)

JACKSONVILLE JAGUARS



TEAM RECORDS / REGULAR SEASON

SERVICE

REGULAR SEASON RECORD

125-115

HOME RECORD

74-46

ROAD RECORD

51-69

MOST CONSECUTIVE WINS

11 10/3/99 through 12/19/99

8 11/24/96 through 9/22/97

MOST CONSECUTIVE HOME WINS

13 9/29/96 through 11/30/97

7 10/17/99 through 9/17/00

6 12/18/05 through 11/5/06

6 9/13/98 through 12/6/98

MOST CONSECUTIVE ROAD WINS

7 9/19/99 through 12/19/99

4 12/14/97 through 9/27/98

4 11/20/05 through 12/25/05

MOST CONSECUTIVE LOSSES

7 10/29/95 through 12/17/95

6 12/22/02 through 9/28/03

MOST CONSECUTIVE HOME LOSSES

4 10/15/95 through 12/10/95

4 10/1/00 through 11/12/00

4 12/1/02 through 9/14/03

4 10/5/08 through 11/23/08

MOST CONSECUTIVE ROAD LOSSES

10 10/29/95 through 11/17/96

9 12/29/02 through 12/28/03

POSTSEASON RECORD

5-6

HOME POSTSEASON RECORD

2-1

ROAD POSTSEASON RECORD

3-5

SCORING

MOST POINTS SCORED

Season

411 2007

396 1999

394 1997

Game

49 12/23/07 vs. Oakland

48 12/3/00 vs. Cleveland

45 11/1/98 at Baltimore

44 12/10/06 vs. Indianapolis

44 12/10/00 vs. Arizona

FEWEST POINTS SCORED

Season

261 2004

275 1995

276 2003

Game

0 12/17/95 at Detroit

0 12/26/04 vs. Houston

0 10/11/09 at Seattle

3 6 times, last 11/29/09 at San Francisco

FEWEST POINTS ALLOWED

Season

217 1999

269 2005

274 2006

280 2004

Game

0 9/17/00 vs. Cincinnati

0 12/3/00 vs. Cleveland
 0 12/7/03 vs. Houston
 0 9/18/06 vs. Pittsburgh
 0 10/8/06 vs. New York Jets
 3 9 times, last 11/13/05 vs. Baltimore

MOST POINTS ALLOWED

Season

404 1995

380 2009

367 2008

Game

50 12/20/98 at Minnesota

47 11/12/95 vs. Seattle

44 12/17/95 at Detroit

MOST POINTS, BOTH TEAMS

77 11/12/95, Jaguars (30), vs. Seattle (47)

75 9/10/00, Jaguars (36), at Baltimore (39)

72 12/10/95, Jaguars (31), vs. Indianapolis (41)

FEWEST POINTS, BOTH TEAMS

9 11/14/99, Jaguars (6), vs. Baltimore (3)

9 9/18/06, Jaguars (9), vs. Pittsburgh (0)

13 9/3/95, Jaguars (3), vs. Houston (10)

13 9/17/00, Jaguars (13), vs. Cincinnati (0)

13 11/16/03, Jaguars (3), at Tenn. (10)

13 9/19/04, Jaguars (7), vs. Denver (6)

13 9/18/05, Jaguars (3), at Indianapolis (10)

MOST TOUCHDOWNS SCORED

Season

50 2007

47 1998

43 1997

Game

7 12/23/07 vs. Oakland

6 11/1/98 at Baltimore

6 12/3/00 vs. Cleveland

MOST TOUCHDOWNS ALLOWED

Season

46 1995

44 2009

41 2008

Game

6 12/30/07 at Houston

6 11/12/95 vs. Seattle

6 12/20/98 at Minnesota

MOST EXTRA POINTS

Season

46 2007

45 1998

41 1997, 2006

Game

7 12/23/07 vs. Oakland

6 11/1/98 at Baltimore

6 12/3/00 vs. Cleveland

MOST EXTRA POINTS, OPPONENTS

Season

45 1995

40 2008

38 2009

Game

6 11/12/95 vs. Seattle

6 12/30/07 at Houston

COACHES

SCOUTS

STAFF

PLAYERS

HISTORY

RECORDS

MISC.

**MOST 2-POINT CONVERSIONS**

Season
5 1996
4 1999, 2004

Game
2 11/28/99 at Baltimore

MOST 2-PT CONVERSIONS, OPPONENTS

Season
3 2007
2 2000, 2002, 2004, 2009

Game
1 In 15 games

MOST FIELD GOALS

Season
31 1997, 1999
30 1996

Game
5 11/30/97 vs. Baltimore
5 12/1/96 vs. Cincinnati
5 9/10/00 at Baltimore
5 11/25/07 vs. Buffalo

MOST FIELD GOALS, OPPONENTS

Season
30 1998
27 1995, 2008
26 1996, 2001

Game
6 12/1/02 vs. Pittsburgh
5 9/22/96 at New England
5 10/8/00 vs. Baltimore

MOST DEFENSIVE TOUCHDOWNS

Season
3 1999, 2007
2 1998, 2001, 2005, 2008

Game
1 18 times, last 10/5/08 vs. Pittsburgh

MOST DEFENSIVE TDS, OPPONENTS

Season
4 1996, 2004
3 1997, 1998, 2006

Game
3 12/17/06 at Tennessee
2 11/15/98 at Pittsburgh

MOST SPECIAL TEAMS TOUCHDOWNS

Season
3 1999
2 1995, 1997, 1998

Game
2 12/3/95 at Denver

MOST SPECIAL TEAMS TDS, OPPONENTS

Season
3 2006
2 2000, 2004, 2005, 2007, 2009

Game
2 11/14/04 vs. Detroit
2 12/30/07 at Houston

MISCELLANEOUS**LARGEST MARGIN OF VICTORY**

48 12/3/00 vs. Cleveland (48-0)
41 10/8/06 vs. New York Jets (41-0)
38 9/12/99 vs. San Francisco (41-3)
38 12/23/07 vs. Oakland (49-11)

LARGEST MARGIN OF DEFEAT

44 12/17/95 at Detroit (0-44)
41 10/11/09 at Seattle (0-41)
40 12/20/98 at Minnesota (10-50)

MOST POINTS IN 1ST QUARTER

21 10/12/97 vs. Philadelphia
17 11/2/97 at Tennessee
17 9/10/00 at Baltimore
17 1/1/06 vs. Tennessee
17 11/4/07 at New Orleans

MOST POINTS IN 2ND QUARTER

28 11/1/98 at Baltimore
21 9/9/01 vs. Pittsburgh
21 11/9/08 at Detroit
20 11/12/95 vs. Seattle
20 9/7/97 vs. New York Giants

MOST POINTS IN 3RD QUARTER

21 12/3/00 vs. Cleveland
21 11/11/01 vs. Cincinnati
18 9/12/99 vs. San Francisco

MOST POINTS IN 4TH QUARTER

23 11/28/99 at Baltimore
21 12/10/95 vs. Indianapolis
21 12/24/05 at Houston
21 10/14/07 vs. Houston

MOST OPPONENT POINTS IN 1ST QUARTER

21 Cincinnati, 11/23/97
17 New Orleans, 11/4/07
17 Minnesota, 11/23/08

MOST OPPONENT POINTS IN 2ND QUARTER

24 Denver, 10/25/98
21 Houston, 12/30/07
21 Baltimore, 12/28/08
21 Indianapolis, 12/17/09
21 New England, 12/27/09

MOST OPPONENT POINTS IN 3RD QUARTER

17 at Indianapolis, 9/21/03
17 at Tennessee, 12/17/06
15 Baltimore, 9/10/00

MOST OPPONENT POINTS IN 4TH QUARTER

24 Minnesota, 12/28/98
21 Cincinnati, 10/27/96
21 New York Giants, 12/23/00

MOST POINTS IN FIRST QUARTER, BOTH TEAMS

34 11/4/07, Jaguars (17), at New Orleans (17)
28 11/23/97, Jaguars (7), at Cincinnati (21)
24 11/2/97, Jaguars (17), at Tennessee (7)
24 11/23/08, Jaguars (7), vs. Minnesota (17)

MOST POINTS IN SECOND QTR, BOTH TEAMS

35 12/17/09, Jaguars (14), vs. Indianapolis (21)
34 11/1/98, Jaguars (28), at Baltimore (6)
31 10/25/98, Jaguars (7), at Denver (24)

MOST POINTS IN THIRD QTR, BOTH TEAMS

28 12/31/06, Jaguars (14), at Kansas City (14)
22 12/3/01, Jaguars (8), vs. Green Bay (14)
21 8 times, last 12/17/09, Jaguars (14) vs. Indianapolis (7)

MOST POINTS IN FOURTH QTR, BOTH TEAMS

36 12/23/00, Jaguars (15), at N.Y. Giants (21)
35 12/10/95, Jaguars (21), vs. Indianapolis (14)
31 12/20/98, Jaguars (7), at Minnesota (24)

**MOST CONSECUTIVE QUARTERS SCORED, JAGUARS**

19	10/3/99 at Pit. to 11/7/99 at Atl.
19	12/2/07 at Ind. to 12/30/07 at Hou.

MOST CONSECUTIVE QUARTERS SCORED, OPPONENTS

14	12/30/01 vs. K.C. to 9/15/02 at K.C.
13	10/8/00 vs. Baltimore to 10/29/00 at Dallas
13	11/26/95 vs. Cincinnati to 12/17/95 at Detroit

MOST CONSECUTIVE QUARTERS HELD SCORELESS, JAGUARS

5	All 4 quarters 12/26/04 vs. Houston and 1 quarter 1/2/05 at Oakland
4	All 4 quarters 12/17/95 at Detroit
4	All 4 quarters 10/11/09 at Seattle

MOST CONSECUTIVE QUARTERS HELD SCORELESS, OPPONENTS

6	11/30/03 vs. Tampa Bay (3rd quarter) through 12/7/03 vs. Houston (all 4 quarters)
5	12/3/00 vs. Cleveland (1st quarter) through 12/10/00 vs. Arizona (1st quarter)
5	9/18/06 vs. Pittsburgh (all 4 quarters) through 9/24/06 at Indianapolis
5	10/8/06 vs. New York Jets (all 4 quarters) through 10/22/06 at Houston (1st quarter)

MOST POINTS BY HALF, JAGUARS

1st	42	11/1/98 at Baltimore
	28	10/8/06 vs. New York Jets
	28	12/23/07 vs. Oakland
2nd	35	9/12/99 vs. San Francisco
	28	12/3/00 vs. Cleveland
	28	12/24/05 at Houston
	27	10/14/07 vs. Houston
	27	12/9/07 vs. Carolina

MOST POINTS BY HALF, OPPONENTS

1st	28	11/23/97 at Cincinnati
	28	12/27/09 at New England
	27	12/17/95 at Detroit
	27	10/25/98 at Denver
2nd	38	12/20/98 at Minnesota
	32	9/10/00 at Baltimore

MOST POINTS BY HALF, BOTH TEAMS

1st	55	11/1/98, Jaguars (42), at Baltimore (13)
	48	11/12/95, Jaguars (27), vs. Seattle (21)
2nd	45	12/20/98, Jaguars (7), at Minnesota (38)
	45	9/10/00, Jaguars (13), at Baltimore (32)

LONGEST SCORING DRIVE (YARDS)

98	10/31/99 at Cincinnati (9 plays, TD)
97	9/3/00 at Baltimore (15 plays, TD)
96	12/5/04 vs. Pittsburgh (9 plays, FG)
96	11/19/95 at Tampa Bay (11 plays, TD)
96	11/17/02 at Houston (6 plays, TD)

LONGEST SCORING DRIVE (PLAYS)

20	12/16/07 at Pittsburgh (74 yards, TD)
18	12/22/02 vs. Tennessee (85 yards, TD)
18	9/23/07 at Denver (80 yards, TD)
18	10/7/07 at Kansas City (77 yards, FG)
18	9/21/08 at Indianapolis (82 yards, FG)
17	6 times, last 12/18/08 vs. Indianapolis (93 yards, TD)

LONGEST SCORING DRIVE (TIME)

11:44	9/23/07 at Den. (18 plays, 80 yards, TD)
11:10	12/2/07 at Ind. (16 plays, 84 yards, TD)
10:55	10/7/07 at K.C. (18 plays, 77 yards, FG)

SHORTEST SCORING DRIVE (YARDS)

-7	9/10/95 at Cincinnati (5 plays, FG)
-2	11/5/06 vs. Tennessee (4 plays, FG)
-1	10/1/06 at Washington (4 plays, FG)
0	9/6/98 at Chicago (2 plays, FG)
0	9/20/98 vs. Baltimore (2 plays, FG)

SHORTEST SCORING DRIVE (TIME)

0:04	9/8/96 vs. Houston (1 play, 3 yards, TD)
0:04	12/23/07 vs. Oakland (1 play, 2 yards, TD)
0:05	11/25/07 vs. Buffalo (1 play, 17 yards, TD)
0:06	11/12/95 vs. Seattle (2 plays, 7 yards, FG)
0:06	12/3/00 vs. Cleveland (1 play, 8 yards, TD)

FIRST DOWNS**MOST FIRST DOWNS**

Season	
331	1999
328	2007
325	1996
Game	
36	10/20/96 at St. Louis
33	10/18/09 vs. St. Louis (OT)

FEWEST FIRST DOWNS

Season	
275	2002
279	2004
283	1995
Game	
6	12/26/04 vs. Houston
8	9/19/04 vs. Denver
9	11/14/99 vs. Baltimore

MOST FIRST DOWNS ALLOWED

Season	
324	2002
320	1995
318	1997
Game	
32	11/4/07 at New Orleans
29	11/24/96 at Baltimore (OT)
28	12/17/95 at Detroit
28	10/6/02 vs. Philadelphia
28	10/5/08 vs. Pittsburgh

FEWEST FIRST DOWNS ALLOWED

Season	
248	1999
252	2000
259	2006
Game	
2	12/3/00 vs. Cleveland
5	12/17/06 at Tennessee
7	12/7/03 vs. Houston

MOST FIRST DOWNS, BOTH TEAMS

Game	
52	11/24/96, Jaguars (23), at Balt. (29) (OT)
51	11/21/99, Jaguars (30), vs. N.O. (21)
50	11/4/07, Jaguars (18), at N.O. (32)

FEWEST FIRST DOWNS, BOTH TEAMS

Game	
22	11/28/99, Jaguars (9), vs. Baltimore (13)
24	9/3/95, Jaguars (10), vs. Houston (14)

MOST FIRST DOWNS RUSHING

Season	
127	2006
127	2007
118	2003

**Game**

16	12/10/06 vs. Indianapolis
15	12/3/00 vs. Cleveland
14	12/10/00 vs. Arizona
14	10/18/09 vs. St. Louis

FEWEST FIRST DOWNS RUSHING**Season**

85	2001
88	2004
90	1995

Game

1	7 times, last 9/7/08 at Tennessee
---	-----------------------------------

MOST FIRST DOWNS PASSING**Season**

208	1996
194	1999
193	2000

Game

24	10/20/96 at St. Louis
20	11/28/99 at Baltimore
19	4 times, last 12/30/07 at Houston

FEWEST FIRST DOWNS PASSING**Season**

147	2006
153	1998
154	1995

Game

2	12/26/04 vs. Houston
3	12/20/98 at Minnesota
3	10/29/06 at Philadelphia
3	12/13/09 vs. Miami

MOST FIRST DOWNS, PENALTY**Season**

34	2005
30	2004
29	1995

Game

5	12/19/04 at Green Bay
5	12/24/05 at Houston
5	1/1/06 vs. Tennessee
4	14 times, last 10/18/09 vs. St. Louis

FEWEST FIRST DOWNS, PENALTY**Season**

14	2002
16	2000, 2009
18	1997

Game

0	In 58 games
---	-------------

MOST FIRST DOWNS RUSHING, OPPONENT**Season**

121	1995
112	2002

Game

15	9/9/07 vs. Tennessee
13	10/1/00 vs. Pittsburgh
13	12/1/02 vs. Pittsburgh
13	1/3/10 at Cleveland

FEWEST FIRST DOWNS RUSHING, OPP.**Season**

72	1999
79	2005
83	2004

Game

0	12/21/03 vs. New Orleans
0	12/12/04 vs. Chicago
0	9/18/06 vs. Pittsburgh
0	10/7/07 at Kansas City

MOST FIRST DOWNS PASSING, OPP.**Season**

193	2001
191	2009
190	1997

Game

25	11/4/07 at New Orleans
21	12/19/04 at Green Bay
19	11/24/96 at Baltimore (OT)
19	12/11/05 vs. Indianapolis

FEWEST FIRST DOWNS PASSING, OPP.**Season**

143	2006
144	2000
158	2005

Game

0	12/3/00 vs. Cleveland
3	5 times, last 12/17/06 at Tennessee

MOST FIRST DOWNS BY PENALTY, OPP.**Season**

36	2005
26	2004
25	1996, 2008

Game

6	9/29/96 vs. Carolina
6	10/16/05 at Pittsburgh
5	11/27/05 at Arizona

FEWEST FIRST DOWNS BY PENALTY, OPP.**Season**

13	2007
16	2009
17	1999

Game

0	In 54 games
---	-------------

TOTAL NET YARDS**MOST NET YARDS GAINED****Season**

5,760	1996
5,719	2007
5,690	2000

Game

538	10/20/96 at St. Louis
519	9/20/98 vs. Baltimore
494	11/21/99 vs. New Orleans

FEWEST NET YARDS GAINED**Season**

4,495	1995
4,840	2001
4,851	2002

Game

126	12/26/04 vs. Houston
132	11/14/99 vs. Baltimore
146	9/3/95 vs. Houston

MOST NET YARDS ALLOWED**Season**

5,637	2009
5,559	1998
5,515	1995

Game

538	11/4/07 at New Orleans
533	9/25/00 at Indianapolis
485	12/1/96 vs. Cincinnati

**FEWEST NET YARDS ALLOWED**

Season	
4,334	1999
4,538	2006
4,655	2005
Game	
53	12/3/00 vs. Cleveland
98	12/17/06 at Tennessee
124	12/7/03 vs. Houston

MOST NET YARDS GAINED, BOTH TEAMS

Season	
11,022	2009
10,855	1996
10,773	1998
Game	
970	11/4/07, Jaguars (432) at N.O. (538)
907	12/1/96, Jaguars (422), vs. Cin. (485)
860	10/24/04, Jaguars (414) at Ind. (446)

FEWEST NET YARDS GAINED, BOTH TEAMS

Season	
9,804	2005
9,910	2001
9,920	1999
Game	
374	11/14/99, Jaguars (132), vs. Baltimore (242)
386	9/3/95, Jaguars (140), vs. Houston (246)
420	10/3/99, Jaguars (204), at Pittsburgh (216)

PASSING**MOST NET YARDS PASSING**

Season	
4,110	1996
3,704	1997
3,658	2000
Game	
420	10/20/96 at St. Louis
413	9/22/96 at New England (OT)
375	9/10/00 at Baltimore

FEWEST NET YARDS PASSING

Season	
2,762	2002
2,790	1995
2,882	2006
Game	
31	12/26/04 vs. Houston
45	9/3/95 vs. Houston
54	12/8/02 vs. Cleveland

MOST NET YARDS PASSING ALLOWED

Season	
3,774	2009
3,586	2008
3,559	1998
Game	
440	9/25/00 at Indianapolis
435	11/4/07 at New Orleans
364	12/18/08 vs. Indianapolis

FEWEST NET YARDS PASSING ALLOWED

Season	
2,890	1999
2,946	2005
3,078	2006
Game	
-9	12/3/00 vs. Cleveland
45	10/8/06 vs. New York Jets
54	12/7/03 vs. Houston

MOST NET YARDS PASSING, BOTH TEAMS

Season	
7,424	1996
7,208	1997
Game	
779	11/4/07, Jaguars (344) at New Orleans (435)
669	12/1/96, Jaguars (356), vs. Cincinnati (313)
668	12/18/08, Jaguars (304), vs. Indianapolis (364)

FEWEST NET YARDS PASSING, BOTH TEAMS

Season	
5,960	2006
6,026	2002
6,136	2005
Game	
125	9/3/95, Jaguars (45), vs. Houston (80)
145	12/26/04, Jaguars (31), vs. Houston (114)
176	10/8/06, Jaguars (131), vs. N.Y. Jets (45)

MOST GROSS YARDS PASSING

Season	
4,367	1996
3,947	2000
3,922	1997
Game	
432	9/22/96 at New England (OT)
421	10/20/96 at St. Louis
386	9/10/00 at Baltimore

FEWEST GROSS YARDS PASSING

Season	
3,019	2002
3,060	2006
3,144	1995
Game	
54	12/26/04 vs. Houston
69	9/3/95 vs. Houston
73	12/8/02 vs. Cleveland

MOST GROSS YARDS PASSING ALLOWED

Season	
3,853	2009
3,835	1997
3,777	2008
Game	
445	11/4/07 at New Orleans
440	9/25/00 at Indianapolis
368	10/24/04 at Indianapolis

FEWEST GROSS YARDS PASSING ALLOWED

Season	
3,223	2005
3,263	1999
3,278	2006
Game	
33	12/3/00 vs. Cleveland
71	12/7/03 vs. Houston
71	10/8/06 vs. New York Jets

MOST PASSING ATTEMPTS

Season	
557	1996
545	2000
537	2008
Game	
54	10/10/04 at San Diego
52	10/20/96 at St. Louis
50	9/10/00 at Baltimore

**FEWEST PASSING ATTEMPTS**

Season	
446	2006
462	2002
463	1998

Game

13	10/13/02 at Tennessee
14	12/8/02 vs. Cleveland
14	12/10/06 vs. Indianapolis

MOST PASSING ATTEMPTS, OPPONENT

Season	
577	1998
544	2001
543	2007

Game

51	11/10/02 vs. Washington
50	3 times, last 12/10/06 vs. Indianapolis

FEWEST PASSING ATTEMPTS, OPPONENT

Season	
458	2000
465	2008
482	2005

Game

11	1/3/10 at Cleveland
15	12/17/06 at Tennessee
16	3 times, last 10/1/00 vs. Pittsburgh

MOST PASS COMPLETIONS

Season	
353	1996
335	2008
333	2000

Game

37	10/20/96 at St. Louis
36	10/10/04 at San Diego
30	10/15/95 vs. Chicago
30	10/18/09 vs. St. Louis

FEWEST PASS COMPLETIONS

Season	
266	2006
268	2002
269	1998

Game

7	10/13/02 at Tennessee
7	10/28/07 at Tampa Bay
8	9/19/04 vs. Denver
8	12/10/06 vs. Indianapolis

MOST PASS COMPLETIONS, OPPONENT

Season	
354	2001
345	2009
325	1998

Game

35	11/4/07 at New Orleans
31	11/24/96 at Baltimore (OT)
30	3 times, last 10/14/07 vs. Houston

FEWEST PASS COMPLETIONS, OPPONENT

Season	
258	2000
285	2005
291	1996, 1999

Game

7	11/17/96 at Pittsburgh
7	12/3/00 vs. Cleveland
7	1/3/10 at Cleveland
8	12/18/05 vs. San Francisco
8	12/17/06 at Tennessee

MOST TOUCHDOWN PASSES

Season	
28	2007
24	1998
22	2000

Game

4	11/29/98 at Cincinnati
4	12/23/07 vs. Oakland
4	12/30/07 at Houston

MOST TOUCHDOWN PASSES, OPPONENT

Season	
28	1995, 2009
25	2008
24	1996, 1997

Game

5	12/26/99 at Tennessee
5	9/10/00 at Baltimore
4	In 7 games, last 12/27/09 at New England

MOST INTERCEPTIONS THROWN

Season	
20	1996
17	2003
15	1995, 2000

Game

5	10/20/96 at St. Louis
4	11/12/06 vs. Houston
4	12/17/95 at Detroit

FEWEST INTERCEPTIONS THROWN

Season	
6	2005
8	2007
9	1997, 2002

Game

0	In 122 games
---	--------------

MOST INTERCEPTIONS THROWN, OPP.

Season	
20	2006, 2007
19	1999, 2005
16	2004

FEWEST INTERCEPTIONS THROWN, OPP.

Season	
12	2000, 2001

MOST TIMES SACKED

Season	
63	2001
57	1995
54	2000

Game

8	12/9/01 at Cincinnati
8	12/16/01 at Cleveland
7	In 5 games, last 9/7/08 at Tennessee

MOST TIMES SACKED, OPPONENT

Season	
57	1999
48	1995
47	2005

Game

9	11/7/99 at Atlanta
7	9/16/07 vs. Atlanta
7	11/9/08 at Detroit

FEWEST TIMES SACKED

Season	
28	2003
30	2006
31	2007

Game

0	In 18 games
---	-------------

**FEWEST TIMES SACKED, OPPONENT****Season**

14 2009
17 1995
24 2003

Game

0 In 44 games

MOST CONSECUTIVE GAMES WITH A PASSING TOUCHDOWN

13 9/10/95 at Cin. through 12/10/95 vs. Ind.
10 10/22/00 vs. Was. through 9/9/01 vs. Pit.
10 10/28/07 at T.B. through 12/30/07 at Hou.

MOST CONSECUTIVE GAMES WITH A PASSING TOUCHDOWN, OPPONENT

15 9/8/96 vs. Hou. through 12/22/96 vs. Sea.
13 9/20/98 vs. Bal. through 12/20/98 at Min.
13 12/16/07 at Pit. through 11/16/08 vs. Ten.

MOST 300-YARD PASSING GAMES BY AN INDIVIDUAL**Season**

6 1996
3 1997, 1999, 2000, 2004, 2009

MOST 300-YARD PASSING GAMES BY AN INDIVIDUAL, OPPONENT**Season**

3 1996, 1997, 2004, 2008, 2009

RUSHING**MOST RUSHING YARDS****Season**

2,541 2006
2,391 2007
2,102 1998

Game

375 12/10/06 vs. Indianapolis
244 12/3/00 vs. Cleveland
244 10/14/07 vs. Houston

FEWEST RUSHING YARDS**Season**

1,600 2001
1,650 1996
1,705 1995

Game

12 10/2/05 vs. Denver
26 10/1/00 vs. Pittsburgh
29 9/29/96 at New England (OT)

MOST RUSHING YARDS ALLOWED**Season**

2,071 2002
2,003 1995
2,000 1998

Game

305 11/1/09 at Tennessee
282 9/9/07 vs. Tennessee
246 11/12/95 vs. Seattle

FEWEST RUSHING YARDS ALLOWED**Season**

1,406 2003
1,444 1999
1,460 2006

Game

10 10/7/07 at Kansas City
25 11/20/06 vs. New York Giants
26 9/18/06 vs. Pittsburgh

MOST RUSHING YARDS, BOTH TEAMS**Season**

4,160 2002
4,102 1998
4,001 2006

Game

522 11/1/09, Jaguars (217), at Tennessee (305)
421 10/30/05, Jaguars (221), at St. Louis (200)
409 12/10/06, Jaguars (375), vs. Indianapolis (34)

FEWEST RUSHING YARDS, BOTH TEAMS**Season**

3,211 2001
3,431 1996
3,454 1997

Game

99 12/3/01, Jaguars (62), vs. Green Bay (37)
112 11/20/05, Jaguars (49), at Tenn. (63)
122 12/9/01, Jaguars (62), at Cincinnati (60)

MOST RUSHING ATTEMPTS**Season**

522 2007
514 1999
513 2006

Game

50 11/14/04 vs. Detroit
48 9/21/08 at Indianapolis

FEWEST RUSHING ATTEMPTS**Season**

372 2001
410 1995
426 2008

Game

11 9/22/96 at New England (OT)
11 10/26/03 vs. Tennessee
11 10/2/05 vs. Denver
12 10/31/04 at Houston

MOST RUSHING ATTEMPTS, OPPONENT**Season**

504 1995
487 2002
469 2001

Game

49 9/9/07 vs. Tennessee
49 11/1/09 at Tennessee
49 1/3/10 at Cleveland

FEWEST RUSHING ATTEMPTS, OPPONENT**Season**

373 1999
390 2007
420 2006

Game

10 10/7/07 at Kansas City
11 11/7/99 at Atlanta
13 10/5/03 vs. San Diego

HIGHEST RUSHING AVERAGE**Season**

4.95 2006
4.59 2002
4.58 2007

Game

13.56 11/1/09 at Tennessee (16 att., 217 yards)
9.38 10/14/07 vs. Houston (26 att., 244 yards)
8.93 12/10/06 vs. Indianapolis (43 att., 375 yards)

COACHES

SCOUTS

STAFF

PLAYERS

HISTORY

RECORDS

MISC.



LOWEST RUSHING AVERAGE

Season
3.79 1997
3.83 1996
3.90 2005

Game

1.11	10/2/05 vs. Den. (11 att., 12 yards)
1.53	9/22/97 vs. Pit. (26 att., 40 yards)
1.60	11/20/05 at Ten. (30 att., 49 yards)

HIGHEST RUSHING AVERAGE, OPPONENT

Season
4.44 1998
4.25 2002
4.12 2007

Game

6.63	10/6/02 vs. Phil. (30 att., 199 yards)
6.53	12/23/07 vs. Oak. (17 att., 111 yards)
6.48	10/28/07 at T.B. (21 att., 136 yards)

LOWEST RUSHING AVERAGE, OPPONENT

Season
3.18 2003
3.43 2001
3.48 2006

Game

1.00	10/7/07 at K.C. (10 att., 10 yards)
1.34	9/14/03 vs. Buffalo (32 att., 43 yards)
1.70	12/10/06 vs. Indianapolis (20 att. 34 yards)

MOST TOUCHDOWNS SCORED RUSHING

Season
23 2006
20 1997, 1999
19 1998, 2002, 2009

Game

5	10/12/97 vs. Philadelphia
5	12/3/00 vs. Cleveland
4	5 times, last 9/27/09 at Houston

MOST TOUCHDOWNS SCORED RUSHING, OPPONENT

Season
17 1995
15 2001

Game

4	11/12/95 vs. Seattle
3	In 8 games, last 12/28/08 at Baltimore

MOST 100-YARD RUSHING GAMES BY AN INDIVIDUAL

Season
9 2000
8 1998
7 2003, 2006, 2007

MOST 100-YARD RUSHING GAMES BY AN INDIVIDUAL, OPPONENT

Season
6 1998
5 2002

MOST CONSECUTIVE GAMES WITH A RUSHING TOUCHDOWN

8	11/21/99 vs. N.O. through 9/3/00 at Cle.
8	11/12/06 vs. Hou. through 12/31/06 at K.C.
7	9/8/02 vs. Ind. through 10/27/02 vs. Hou.
7	11/11/07 at Ten. through 12/23/07 vs. Oak.

MOST CONSECUTIVE GAMES WITH A RUSHING TOUCHDOWN, OPPONENT

7	10/28/01 at Bal. through 12/9/01 at Cin.
7	11/17/02 vs. Was. through 12/29/02 at Ind.

RECEIVING

MOST RECEPTIONS

Season
353 1996
335 2008
333 2000

Game

37	10/20/96 at St. Louis
36	10/10/04 at San Diego
30	10/15/95 vs. Chicago
30	10/18/09 vs. St. Louis

MOST RECEPTIONS, OPPONENT

Season
354 2001
345 2009
325 1998

Game

35	11/4/07 at New Orleans
31	11/24/96 at Baltimore (OT)
30	3 times, last 10/14/07 vs. Houston

FEWEST RECEPTIONS

Season
266 2006
268 2002
269 1998

Game

7	10/13/02 at Tennessee
7	10/28/07 at Tampa Bay
8	12/10/06 vs. Indianapolis
8	9/19/04 vs. Denver

FEWEST RECEPTIONS, OPPONENT

Season
258 2000
285 2005
291 1996, 1999

Game

7	11/17/96 at Pittsburgh
7	12/3/00 vs. Cleveland
7	1/3/10 at Cleveland
8	12/18/05 vs. San Francisco
8	12/17/06 at Tennessee

MOST RECEIVING YARDS

Season
4,367 1996
3,947 2000
3,922 1997

Game

432	9/22/96 at New England (OT)
421	10/20/96 at St. Louis
386	9/10/00 at Baltimore

MOST RECEIVING YARDS, OPPONENTS

Season
3,853 2009
3,835 1997
3,777 2008

Game

445	11/4/07 at New Orleans
440	9/25/00 at Indianapolis
368	10/24/04 at Indianapolis

FEWEST RECEIVING YARDS

Season
3,019 2002
3,060 2006
3,144 1995

Game

54	12/26/04 vs. Houston
69	9/3/95 vs. Houston
73	12/8/02 vs. Cleveland

**FEWEST RECEIVING YARDS, OPPONENT**

Season	
3,223	2005
3,263	1999
3,278	2006
Game	
33	12/3/00 vs. Cleveland
71	10/8/06 vs. New York Jets
71	12/7/03 vs. Houston

MOST RECEIVING TOUCHDOWNS

Season	
28	2007
24	1998
22	2000
Game	
4	11/29/98 at Cincinnati
4	12/23/07 vs. Oakland
4	12/30/07 at Houston

MOST RECEIVING TOUCHDOWNS, OPPONENT

Season	
28	1995, 2009
25	2008
24	1996, 1997
Game	
5	12/26/99 at Tennessee
5	9/10/00 at Baltimore
4	In 7 games, last 12/27/09 at N.E.

HIGHEST RECEIVING AVERAGE

Season	
12.5	1997
12.4	1996, 1998
Game	
22.1	11/9/97 vs. Kansas City (9 for 199)
19.2	12/28/98 vs. Pittsburgh (10 for 192)

HIGHEST RECEIVING AVERAGE, OPPONENT

Season	
13.2	2000
12.7	2008
12.2	1996
Game	
20.4	11/16/97 vs. Tennessee (9 for 184)
19.4	11/15/98 vs. Tampa Bay (10 for 194)

MOST 100-YARD RECEIVING GAMES BY AN INDIVIDUAL

Season	
12	1999, 2000
9	1996

PUNTING**MOST PUNTS**

Season	
85	1998
84	2004
83	2005
Game	
10	11/16/08 vs. Tennessee
9	5 times, last 10/16/05 at Pittsburgh

FEWEST PUNTS

Season	
54	2007
66	1997
67	2008
Game	
0	10/20/96 at St. Louis
0	10/14/07 vs. Houston
0	12/2/07 at Indianapolis

MOST PUNTING YARDS

Season	
3,824	1998
3,592	2004
3,591	1995
Game	
422	10/16/05 at Pittsburgh (9 punts)
409	11/16/08 vs. Tennessee (10 punts)
397	9/19/04 vs. Denver (9 punts)

FEWEST PUNTING YARDS

Season	
2,249	2007
2,853	2003
2,904	2008
Game	
0	10/20/96 at St. Louis (0 punts)
0	10/14/07 vs. Houston (0 punts)
0	12/2/07 at Indianapolis (0 punts)
20	12/10/06 vs. Indianapolis (1 punt)

MOST PUNTS, OPPONENT

Season	
96	1999
90	2006, 2000
Game	
12	12/3/00 vs. Cleveland
10	9/20/98 vs. Baltimore
10	12/7/03 vs. Houston

FEWEST PUNTS, OPPONENT

Season	
61	1995
62	2009
65	2002
Game	
1	5 times, last 12/27/09 at New England

MOST PUNTING YARDS, OPPONENT

Season	
3,976	1999
3,822	2000
Game	
517	12/3/00 vs. Cleveland (12 punts)
491	9/20/98 vs. Baltimore (10 punts)

FEWEST PUNTING YARDS, OPPONENT

Season	
2,518	2002
2,564	1995
Game	
28	12/17/95 at Detroit (1 punt)
29	10/15/95 vs. Chicago (1 punt)

MOST PUNTS, BOTH TEAMS

Season	
174	1999 (Jaguars 78, Opp. 96)
170	2005 (Jaguars 82, Opp. 88)
169	2000 (Jaguars 79, Opp. 90)
Game	
18	9/20/98, Jaguars (8), vs. Baltimore (10)
18	11/14/99, Jaguars (9), vs. Baltimore (9)
18	11/16/08, Jaguars (10), vs. Tennessee (8)

FEWEST PUNTS, BOTH TEAMS

Season	
120	2007 (Jaguars 54, Opp. 66)
134	2008 (Jaguars 67, Opp. 67)
134	2009 (Jaguars 72, Opp. 62)
Game	
2	10/15/95, Jaguars (1), vs. Chicago (1)
2	10/14/07, Jaguars (0), vs. Houston (2)
2	12/2/07, Jaguars (0), at Indianapolis (2)

**HIGHEST PUNTING AVERAGE****Season**

45.0	1998 (85 punts)
44.9	1997 (66 punts)
44.2	2002 (81 punts)

Game (minimum 4 punts)

53.8	10/19/97 at Dallas (5 punts)
53.2	9/29/02 vs. New York Jets (5 punts)

HIGHEST PUNTING AVERAGE, OPPONENT**Season**

44.9	2009 (62 punts)
44.1	2004 (74 punts)

Game (minimum 4 punts)

57.5	11/4/01 at Tennessee (4 punts)
53.2	9/10/06 vs. Dallas (5 punts)
52.7	12/2/99 vs. Pittsburgh (6 punts)

PUNT RETURNS**MOST PUNT RETURNS****Season**

53	2005
46	2000
45	1998, 1999, 2006

Game

7	12/3/00 vs. Cleveland
7	11/13/05 vs. Baltimore
7	12/18/05 vs. San Francisco

MOST PUNT RETURN YARDS**Season**

581	1998
462	1999
415	2005

Game

134	9/13/98 vs. Kansas City
83	11/21/98 vs. New Orleans
82	9/24/95 vs. Green Bay

HIGHEST PUNT RETURN AVERAGE**Season**

12.9	1998 (45 for 581 yards)
11.4	1997 (36 for 412 yards)
11.1	2002 (28 for 311 yards)
11.1	2003 (34 for 376 yards)

Game (minimum 4 returns)

20.5	9/24/95 vs. Green Bay (4 for 82 yards)
17.5	10/6/96 at New Orleans (4 for 70 yards)

MOST PUNT RETURNS, OPPONENT**Season**

45	1995
44	1996

Game

6	6 times, last 10/11/09 at Seattle
---	-----------------------------------

MOST PUNT RETURN YARDS, OPPONENT**Season**

478	2000
429	2004

Game

199	11/14/04 vs. Detroit
104	11/26/06 at Buffalo
102	9/7/03 at Carolina

HIGHEST PUNT RETURN AVERAGE, OPP.**Season**

12.6	2000 (38 for 478 yards)
11.8	2006 (29 for 343 yards)
11.3	2004 (38 for 429 yards)

Game (minimum 4 returns)

33.2	11/14/04 vs. Detroit (6 for 199 yards)
18.8	10/16/05 at Pittsburgh (5 for 94 yards)
17.4	9/23/01 vs. Tennessee (5 for 87 yards)

KICKOFF RETURNS**MOST KICKOFF RETURNS****Season**

74	1995, 2008
67	1996, 2003

Game

9	12/17/95 at Detroit
8	11/12/95 vs. Seattle
8	12/1/02 vs. Pittsburgh

MOST KICKOFF RETURN YARDS**Season**

1,678	2008
1,532	1995
1,492	2009

Game

223	10/25/98 at Denver
209	12/17/95 at Detroit
198	12/26/99 at Tennessee

HIGHEST KICKOFF RETURN AVERAGE**Season**

23.9	2005 (50 for 1,197 yards)
23.2	2006 (49 for 1,136 yards)
22.7	2007 (49 for 1,110 yards)
22.7	2008 (74 for 1,678 yards)

Game (minimum 4 returns)

40.5	11/4/07 at New Orleans (4 for 162 yards)
33.5	10/6/96 at New Orleans (4 for 134 yards)
32.0	12/26/99 at New Orleans (6 for 192 yards)

MOST TOUCHDOWNS, KICKOFF RETURN**Game**

1	12/3/95 at Denver
1	12/7/97 vs. New England
1	12/26/99 at Tennessee
1	11/18/01 at Pittsburgh
1	11/27/05 at Arizona
1	12/10/06 vs. Indianapolis
1	11/4/07 at New Orleans

MOST KICKOFF RETURNS, OPPONENT**Season**

77	1997
76	1998

Game

9	9/10/00 at Baltimore
9	12/3/00 vs. Cleveland
9	12/10/00 vs. Arizona

MOST KICKOFF RETURN YARDS, OPP.**Season**

1,858	1998
1,730	1997

Game

234	12/30/07 at Houston
213	12/10/00 vs. Arizona
198	12/6/98 vs. Detroit

HIGHEST KICKOFF RETURN AVERAGE, OPP.**Season**

24.4	1998 (76 for 1,858 yards)
23.7	1995 (54 for 1,278 yards)
23.7	2005 (56 for 1,327 yards)

Game (minimum 4 returns)

46.8	12/30/07 at Houston (5 for 234 yards)
39.4	9/6/98 at Chicago (5 for 197 yards)
36.8	12/17/09 vs. Indianapolis (4 for 147 yards)

**MOST TOUCHDOWNS, KICKOFF RETURN, OPPONENT**

Game	
2	12/30/07 at Houston
1	12/10/95 vs. Indianapolis
1	9/6/98 at Chicago
1	12/23/00 at New York Giants
1	12/17/09 vs. Indianapolis

INTERCEPTIONS**MOST INTERCEPTIONS**

Season	
20	2006, 2007
19	1999, 2005
Game	
3	18 times, last 12/6/09 vs. Houston

MOST INTERCEPTIONS, OPPONENT

Season	
20	1996
17	2003
Game	
5	10/20/96 at St. Louis
4	11/12/06 vs. Houston
4	12/17/95 at Detroit

MOST INTERCEPTION RETURN YARDS

Season	
330	1999
280	2006
237	2007
Game	
110	11/5/06 vs. Tennessee (3 ints)
90	9/12/99 vs. San Francisco (3 ints)
88	9/21/08 at Indianapolis (2 ints)
72	10/5/08 vs. Pittsburgh (1 int)

MOST INTERCEPTION RETURN YARDS, OPP.

Season	
370	1996
299	2001
234	2009
Game	
177	10/20/96 at St. Louis (5 ints)
153	12/17/06 at Tennessee (3 ints)
132	11/22/98 at Pittsburgh (3 ints)

MOST INTERCEPTIONS RETURNED FOR A TOUCHDOWN

Season	
3	1999
2	2005, 2007, 2008
Game	
1	11 times, last 10/5/08 vs. Pittsburgh

MOST INTERCEPTIONS RETURNED FOR A TOUCHDOWN, OPPONENT

Season	
3	1996, 1998
Game	
2	12/17/06 at Tennessee
2	11/22/98 at Pittsburgh
1	In 13 games, last 10/18/09 vs. St. Louis

PENALTIES**MOST PENALTIES**

Season	
127	1996
121	1995, 1998, 2005
Game	
17	9/22/96 at New England (OT)
15	10/13/96 vs. New York Jets
15	10/2/05 vs. Denver

FEWEST PENALTIES

Season	
70	2009
76	2007
89	2002
Game	
0	12/1/02 vs. Pittsburgh
1	5 times, last 12/27/09 at New England

MOST YARDS PENALIZED

Season	
1,006	1996, 2005
970	1995
Game	
148	9/22/96 at New England
123	10/13/96 vs. New York Jets
122	11/30/97 vs. Baltimore

FEWEST YARDS PENALIZED

Season	
542	2009
594	2007
Game	
0	12/1/02 vs. Pittsburgh
3	12/22/96 vs. Atlanta

MOST PENALTIES, OPPONENT

Season	
130	2005
118	2004
Game	
18	1/1/06 vs. Tennessee
14	11/26/95 vs. Cincinnati
13	12/12/04 vs. Chicago

FEWEST PENALTIES, OPPONENT

Season	
64	2009
80	2006, 2008
82	2007
Game	
0	12/14/97 at Buffalo
1	5 times, last 11/29/09 at San Francisco

MOST YARDS PENALIZED, OPPONENT

Season	
1,055	2005
966	2004
Game	
149	10/12/05 vs. Miami
140	1/1/06 vs. Tennessee
129	11/12/95 vs. Seattle

FEWEST YARDS PENALIZED, OPPONENT

Season	
498	2009
636	2007
684	2006
Game	
0	12/14/97 at Buffalo
5	12/7/08 at Chicago
5	11/29/09 at San Francisco

COACHES

SCOUTS

STAFF

PLAYERS

HISTORY

RECORDS

MISC.



SACKS

MOST SACKS

Season	
57	1999
48	1997
47	2005
Game	
9	11/7/99 at Atlanta
7	9/16/07 vs. Atlanta
7	11/9/08 at Detroit

MOST SACKS, OPPONENT

Season	
63	2001
57	1995
Game	
8	12/9/01 at Cincinnati
8	12/16/01 at Cleveland

MOST CONSECUTIVE GAMES WITH NO SACKS ALLOWED

2	12/9/07 vs. Carolina through 12/16/07 at Pittsburgh
---	---

OPPONENT RECORDS / REGULAR SEASON

PASSING

MOST YARDS PASSING

445	Drew Brees, N.O. (11/4/07, 35 of 49)
440	Peyton Manning, Ind. (9/25/00, 23 of 36)
368	Peyton Manning, Ind. (10/24/04, 27 of 39)
367	Brett Favre, G.B. (12/19/04, 30 of 44)
366	Vinny Testaverde, Bal. (11/24/96, 31 of 50)

MOST PASS ATTEMPTS

50	Vinny Testaverde, Bal. (11/24/96)
50	Rich Gannon, K.C. (11/9/97)
50	Shane Matthews, Was. (11/10/02)
50	Peyton Manning, Ind. (12/10/06)
49	Dan Marino, Miami (10/12/98)
49	Drew Brees, N.O. (11/4/07)

MOST PASS COMPLETIONS

35	Drew Brees, New Orleans (11/4/07)
31	Vinny Testaverde, Baltimore (11/24/96)
30	Brett Favre, Green Bay (12/19/04)
30	Dan Marino, Miami (10/12/98)

MOST CONSECUTIVE PASS COMPLETIONS

17	Chad Henne, Miami (12/13/09)
15	Kurt Warner, Arizona (9/20/09)
14	Tom Brady, New England (12/27/09)
13	Peyton Manning, Indianapolis (12/17/09)
12	Vince Young, Tennessee (11/1/09)

MOST TOUCHDOWN PASSES

5	Steve McNair, Tennessee (12/26/99)
5	Tony Banks, Baltimore (9/10/00)
4	John Elway, Denver (12/3/95)
4	Peyton Manning, Indianapolis (9/25/00)
4	Peyton Manning, Indianapolis (12/2/07)
4	Matt Hasselbeck, Seattle (10/11/09)
4	Peyton Manning, Indianapolis (12/17/09)
4	Tom Brady, New England (12/27/09)

MOST PASSES HAD INTERCEPTED

3	13 times, last JaMarcus Russell, Oakland (12/23/07)
---	---

LONGEST PASS PLAYS

98t	Ryan Fitzpatrick (Buffalo) to Terrell Owens (11/22/09)
83t	Jamie Martin (St. Louis) to Kevin Curtis (10/30/05)
79t	Trent Dilfer (Tampa Bay) to Reidel Anthony (11/15/98)
77t	Brad Johnson (Washington) to Albert Connell (10/22/00)
76t	Peyton Manning (Indianapolis) to Marvin Harrison (9/25/00)

RUSHING

MOST RUSHING YARDS

228	Chris Johnson, Tennessee (11/1/09), 24 attempts
179	Steven Jackson, St. Louis (10/30/05), 25 attempts
176	Shawn Alexander, Seattle (10/7/01), 31 attempts
175	Chris Brown, Tennessee (9/9/07), 19 attempts
167	Eddie George, Tennessee (10/16/00), 29 attempts
160	Anthony Thomas, Chicago (1/6/02), 33 attempts

MOST RUSHING ATTEMPTS

36	Terry Allen, Washington (9/28/97), 122 yards
33	Anthony Thomas, Chicago (1/6/02), 160 yards
33	Larry Johnson, Kansas City (12/31/06), 138 yards
33	Jerome Harrison, Cleveland (1/3/10), 127 yards

MOST RUSHING TOUCHDOWNS

3	Terrell Davis, Denver (10/25/98)
3	Travis Henry, Buffalo (9/14/03)
3	Larry Johnson, Kansas City (12/31/06)

LONGEST RUN FROM SCRIMMAGE

89t	Chris Johnson, Tennessee (11/1/09)
86t	Joey Galloway, Seattle (11/12/95)
76	Eddie George, Houston (9/8/96)

LONGEST TD RUNS FROM SCRIMMAGE

89	Chris Johnson, Tennessee (11/1/09)
86	Joey Galloway, Seattle (11/12/95)
52	Chris Johnson, Tennessee (11/1/09)

RECEIVING

MOST RECEPTIONS

14	Tim Brown, Oakland (12/21/97)
14	David Boston, San Diego (10/5/03)
13	Wes Welker, New England (12/27/09)

MOST RECEIVING YARDS

211	Albert Connell, Washington (10/22/00), 7 receptions
197	Terrell Owens, Buffalo (11/22/09), 9 receptions
196	Yancey Thigpen, Pittsburgh (10/26/97), 11 receptions
193	Amani Toomer, N.Y. Giants (12/23/00),

**MOST RECEIVING TOUCHDOWNS**

3	Curtis Conway, Chicago (10/15/95)
3	Carl Pickens, Cincinnati (12/1/96)
3	Irving Fryar, Philadelphia (10/12/97)
3	Albert Connell, Washington (10/22/00)
3	Santana Moss, Washington (10/1/06)
3	Randy Moss, New England (12/27/09)

LONGEST RECEPTIONS

98t	Terrell Owens (Buffalo) from Ryan Fitzpatrick (11/22/09)
83t	Kevin Curtis (St. Louis) from Jamie Martin (10/30/05)
79t	Reidel Anthony (Tampa Bay) from Trent Diler (11/15/98)
77t	Albert Connell (Washington) from Brad Johnson (10/22/00)
76t	Marvin Harrison (Indianapolis) from Peyton Manning (9/25/00)
70	Marcus Pollard (Indianapolis) from Peyton Manning (11/9/03)

TOTAL YARDS FROM SCRIMMAGE

	(rushing and receiving)
239	Chris Johnson, Tennessee (11/1/09), 228 rushing, 11 receiving
212	Terrell Davis, Denver (10/25/98), 136 rushing, 76 receiving
211	Albert Connell, Washington (10/22/00), 0 rushing, 211 receiving
209	Eddie George, Tenn. (10/16/00), 167 rushing, 42 receiving
200	Joey Galloway, Seattle (11/12/95), 86 rushing, 114 receiving
200	Steven Jackson, St. Louis (10/30/05), 179 rushing, 21 receiving

COMBINED YARDS

	(rushing/receiving/returns)
269	Reidel Anthony, Tampa Bay (11/15/98), 0 rushing, 126 receiving, 143 returns
257	Eddie Drummond, Detroit (11/14/04), 0 rushing, 0 receiving, 257 returns
254	Andre Davis, Houston (12/30/07), 0 rushing, 20 receiving, 234 returns
239	Chris Johnson, Tennessee (11/1/09), 228 rushing, 11 receiving

PUNTING**MOST PUNTS**

12	Chris Gardocki, Cleveland, (12/3/00), 517 yards
10	Kyle Richardson, Baltimore, (9/20/98), 491 yards
10	Chad Stanley, Houston, (12/7/03), 419 yards

HIGHEST GROSS PUNTING AVERAGE

(minimum 4 punts)

57.5	Craig Hentrich, Tenn. (11/4/01), 4 punts
53.2	Mat McBriar, Dallas (9/10/06), 5 punts
52.7	Josh Miller, Pittsburgh (12/2/99), 6 punts

LONGEST PUNTS

80	Brian Moorman, Buff. (9/12/04), net 68
75	Josh Miller, Pittsburgh (12/2/99), net 55
75	Kyle Larson, Cincinnati (10/9/05), net 75
73	Craig Hentrich, Tenn. (11/5/06), net 73

MOST PUNTS INSIDE THE 20

5	Rich Camarillo, Hou. (9/3/95), 9 punts
5	Josh Miller, Pitt. (11/18/01), 8 punts
5	Chris Gardocki, Pitt. (9/18/06), 8 punts

PUNT RETURNS**MOST PUNT RETURNS**

6	Winslow Oliver, Carolina (9/29/96)
6	Andre Hastings, Pittsburgh (11/17/96)
6	Craig Yeast, Cincinnati (9/17/00)
6	Steve Smith, Carolina (9/7/03)
6	Eddie Drummond, Detroit (11/14/04)

MOST PUNT RETURN YARDS

199	Eddie Drummond, Detroit (11/14/04), 6 returns
104	Roscoe Parrish, Buffalo (11/26/06), 2 returns
102	Steve Smith, Carolina (9/7/03), 6 returns

LONGEST PUNT RETURNS

83t	Eddie Drummond, Detroit (11/14/04)
82t	Peter Warrick, Cincinnati (12/17/00)
82t	Terrence Wilkins, Ind. (9/24/06)
82t	Roscoe Parrish, Buffalo (11/26/06)

HIGHEST PUNT RETURN AVERAGE

(minimum 3 returns)

33.2	Eddie Drummond, Detroit (11/14/04), 6 for 199 yards
29.0	Peter Warrick, Cincinnati (12/17/00), 3 for 87 yards
27.3	Terrence Wilkins, Ind. (9/24/06), 3 for 82 yards

MOST FAIR CATCHES

7	Chris Carr, Tennessee (11/16/08)
3	7 times, last time, Dexter Wynn, Houston (11/12/06)

KICKOFF RETURNS**MOST KICKOFF RETURNS**

8	MarTay Jenkins, Arizona (12/10/00), 193 yards
8	Nate Jacquet, Minnesota (12/23/01), 155 yards
8	Justin Miller, New York Jets (10/8/06), 172 yards

MOST KICKOFF RETURN YARDS

234	Andre Davis, Houston (12/30/07), 5 returns
197	Glyn Milburn, Chicago (9/6/98), 5 returns
196	Adam Jones, Tennessee (11/20/05), 6 returns

MOST KICKOFF RETURN TOUCHDOWNS

2	Andre Davis, Houston (12/30/07), 97 and 104 yards
1	Aaron Bailey, Indianapolis (12/10/95), 95 yards
1	Glyn Milburn, Chicago (9/6/98), 88 yards
1	Jason Sehorn, N.Y. Giants (12/23/00), 38 yards (onside kick)
1	Chad Simpson, Indianapolis (12/17/09), 93 yards

LONGEST KICKOFF RETURNS

104t	Andre Davis, Houston (12/30/07)
97t	Andre Davis, Houston (12/30/07)
95t	Aaron Bailey, Indianapolis (12/10/95)

**HIGHEST KICKOFF RETURN AVERAGE****(minimum 3 returns)**

46.8	Andre Davis, Houston (12/30/07) 5 for 234 yards
43.3	Corey Harris, Baltimore (11/28/99), 3 for 130 yards
39.4	Glyn Milburn, Chicago (9/6/98), 5 for 197 yards

INTERCEPTIONS**MOST INTERCEPTIONS**

3	Samari Rolle, Tennessee (12/26/99)
2	11 times, last Ed Reed, Baltimore (12/28/08)

MOST INTERCEPTION RETURN YARDS

130	Dewayne Washington, Pitt. (11/22/98)
106	Anthony Parker, St. Louis (10/20/96)
97	Anthony Henry, Cleveland (12/16/01)

LONGEST INTERCEPTION RETURN

97t	Anthony Henry, Cleveland (12/16/01)
92t	Anthony Parker, St. Louis (10/20/96)
83t	Adam Jones, Tennessee (12/17/06)

INTERCEPTIONS RETURNED FOR A TD

2	Dewayne Washington, Pitt. (11/22/98)
---	--------------------------------------

SACKS**MOST SACKS**

3.0	12 times, last Mario Williams, Houston (12/1/08)
-----	---

TACKLES**MOST TACKLES**

15	Keith Brooking, Atlanta (12/28/03)
15	Jonathan Joseph, Cincinnati (11/2/08)
15	Jerrold Mayo, New England (12/27/09)

FUMBLES**MOST FORCED FUMBLES**

2	7 times, last Chris Harris, Carolina (12/9/07)
---	---

THE LAST TIME IT HAPPENED...**OVERTIME GAME WON****By Jaguars** — Jaguars 23, St. Louis 20, 10/18/09**By Opponents** — at Washington 36, Jaguars 30, 10/1/06**KICKOFF RETURNED FOR A TOUCHDOWN****By Jaguars** — Maurice Jones-Drew (100 yards) at New Orleans, 11/4/07**By Opponents** — Chad Simpson of Indianapolis (93 yards), 12/17/09**PUNT RETURNED FOR A TOUCHDOWN****By Jaguars** — Bobby Shaw (69 yards) vs. Philadelphia, 10/6/02**By Opponents** — Leonard Little of St. Louis (36 yards), 10/18/09**INTERCEPTED PASS RETURNED FOR A TOUCHDOWN****By Jaguars** — Rashean Mathis (72 yards) vs. Pittsburgh, 10/5/08**By Opponents** — Leonard Little of St. Louis (36 yards), 10/18/09**MOST FUMBLE RECOVERIES**

2	Bobby Houston, N.Y. Jets (9/17/95)
2	Samari Rolle, Tennessee (9/23/01)
2	Kimo von Oelhoffen, Pittsburgh (11/18/01)
2	Ray Lewis, Baltimore (12/28/08)

SCORING**POINTS**

19	Jeff Reed, Pittsburgh, (12/1/02), 6 FGs, 1 PAT
18	10 times, last Randy Moss, New England (12/27/09), 3 TDs

TOUCHDOWNS

3	10 times, last Randy Moss, New England, (12/27/09), 3 rec.
---	---

FIELD GOALS

6	Jeff Reed, Pittsburgh, (12/1/02)
5	Adam Vinatieri, N.E. (9/22/96) (OT)
5	Matt Stover, Baltimore (10/8/00)

EXTRA POINTS

6	Todd Peterson, Seattle (11/12/95)
6	Kris Brown, Houston (12/30/07)

LONGEST FIELD GOALS

*63	Jason Elam, Denver (10/25/98)
54	Ryan Longwell, Minnesota (11/23/08)
53	Al Del Greco, Houston (10/1/95)
53	Gary Anderson, Minn. (12/20/98)
	* Tied NFL record

BLOCKED KICKS**MOST BLOCKED KICKS (FGs, PATs)**

1	11 times, Michael Griffin, Tennessee (11/1/09), PAT
---	--

**BLOCKED PUNT**

By Jaguars — Jorge Cordova vs. Indianapolis (Hunter Smith), 12/10/06

By Opponents — Bernard Pollard of Kansas City (Chris Hanson), 12/31/06

BLOCKED EXTRA PUNT

By Jaguars — Tony Brackens vs. Cincinnati (Doug Pelfrey), 10/5/97

By Opponents — Michael Griffin of Tennessee (Josh Scobee), 11/1/09

SAFETY SCORED

By Jaguars — Daryl Smith vs. Chicago, 12/12/04

By Opponents — Zac Diles of Houston (tackled David Garrard in end zone), 12/6/09

SHUTOUT

By Jaguars — Jaguars 41, New York Jets 0, 10/8/06

By Opponents — at Seattle 41, Jaguars 0, 10/11/09

100 YARDS RUSHING

By Jaguars — Maurice Jones-Drew vs. Indianapolis (110 yards), 12/17/09

By Opponents — Jerome Harrison of Cleveland (127 yards), 1/3/10

200 YARDS RUSHING

By Jaguars — Fred Taylor at Pittsburgh (234 yards), 11/19/00

By Opponents — Chris Johnson of Tennessee (228 yards), 11/1/09

300 YARDS PASSING

By Jaguars — David Garrard at San Francisco (307 yards), 11/29/09

By Opponents — Peyton Manning of Indianapolis (308 yards), 12/17/09

100 YARDS RECEIVING

By Jaguars — Mike Sims-Walker vs. Kansas City (147 yards), 11/18/09

By Opponents — Wes Welker of New England (138 yards), 12/27/09

200 YARDS RECEIVING

By Jaguars — Jimmy Smith at Baltimore (291 yards), 9/10/00

By Opponents — Albert Connell of Washington (211 yards), 10/22/00

100 YARDS RUSHING IN A HALF

By Jaguars — Maurice Jones-Drew vs. St. Louis (122 yards in second half), 10/18/09

By Opponents — Chris Johnson of Tennessee (164 yards in second half), 11/1/09

TWO 100-YARD RUSHERS IN SAME GAME

By Jaguars — Fred Taylor (121 yards) and Maurice Jones-Drew (107 yards) at Indianapolis, 9/21/08

By Opponents — None

100 YARDS RECEIVING IN A HALF

By Jaguars — Mike Sims-Walker vs. Arizona (107 yards in second half), 9/20/09

By Opponents — Reggie Wayne of Indianapolis (102 yards in second half), 12/17/09

TWO 100-YARD RECEIVERS IN SAME GAME

By Jaguars — Mike Sims-Walker (120 yards) and Torry Holt (101 yards) vs. St. Louis, 10/18/09

By Opponents — Dallas Clark (105 yards) and Reggie Wayne (108 yards) of Indianapolis, 12/18/08

FOUR TOUCHDOWN PASSES

By Jaguars — Quinn Gray at Houston, 12/30/07

By Opponents — Tom Brady of New England, 12/27/09

THREE TOUCHDOWN PASSES

By Jaguars — David Garrard vs. Indianapolis, 12/17/09

By Opponents — Tom Brady of New England, 12/27/09 (4)

THREE TOUCHDOWN RECEPTIONS

By Jaguars — Jimmy Smith at Baltimore, 9/10/00

By Opponents — Randy Moss of New England, 12/27/09

THREE TOUCHDOWNS RUSHING

By Jaguars — Maurice Jones-Drew vs. St. Louis, 10/18/09

By Opponents — Larry Johnson of Kansas City, 12/31/06

FIVE FIELD GOALS

By Jaguars — Josh Scobee vs. Buffalo 11/25/07

By Opponents — Jeff Reed of Pittsburgh, 12/1/02 (six field goals)

THREE SACKS

By Jaguars — Paul Spicer at N.Y. Jets, 9/25/05

By Opponents — Mario Williams of Houston, 12/1/08

MISSED POINT AFTER TOUCHDOWN ATTEMPT

By Jaguars — Josh Scobee at Tennessee, 11/1/09 (blocked)

By Opponents — Rob Bironas of Tennessee, 1/1/06

TWO-POINT CONVERSION

By Jaguars — David Garrard run vs. Buffalo, 11/22/09

By Opponents — Jamaal Charles of Kansas City (pass from Matt Cassel), 11/8/09

MISSED TWO-POINT CONVERSION

By Jaguars — Kick aborted vs. St. Louis, 10/18/09

By Opponents — Matt Schaub of Houston, pass failed, 12/6/09

COACHES

SCOUTS

STAFF

PLAYERS

HISTORY

RECORDS

MISC.



JAGUARS OFFENSE YEAR-BY-YEAR

YEAR	TOT RUN	PASS	PEN	3RD DOWN	TOTAL YARDS	OFFENSE		RUSHING		PASSING		SACKS	GROSS ATT/COMP./INT.	PUNT AVG.	PENALTY YARDS	FUM. LOST	PTS.	TD	Rv/Ps/Rt	FGs	I.O.P.		
						PLAYS	AVG.	YARDS	ATT.	AVG.	NET											ATT.	AVG.
1995	283	100	154	29	74/205	4,495	962	4.7	1,705	410	4.2	2,790	57,354	3,144	495/275/15	82-43.8	121-970	23-13	275	31	9/19/3	20/27	28-37
1996	325	90	208	27	87/208	5,760	1,038	5.5	1,650	431	3.8	4,110	50,257	4,367	557/353/20	69-43.7	127-1,006	29-10	325	33	13/19/1	30/36	31-18
1997	308	103	187	18	82/209	5,424	998	5.4	1,720	454	3.8	3,704	40,218	3,922	504/313/9	66-44.9	110-914	17-11	394	43	20/20/3	31/36	29-40
1998	287	111	153	23	94/220	5,214	989	5.3	2,102	487	4.3	3,112	39,231	3,343	463/269/12	85-45.0	121-898	18-8	392	47	19/24/4	21/26	28-59
1999	331	116	194	21	92/230	5,586	1,085	5.1	2,091	514	4.1	3,495	36,221	3,716	535/320/11	78-41.8	90-755	18-7	396	42	20/16/6	31/38	31-57
2000	318	109	193	16	100/235	5,690	1,080	5.3	2,032	481	4.2	3,658	54,289	3,947	545/333/15	79-41.9	95-703	27-14	367	40	18/22/0	29/33	31-32
2001	289	85	181	23	70/198	4,840	969	5.0	1,600	372	4.3	3,240	63,430	3,670	534/321/14	82-43.6	97-710	29-13	294	34	11/20/3	18/28	28-01
2002	275	105	156	14	71/207	4,851	959	5.1	2,089	455	4.6	2,762	42,257	3,019	462/268/9	81-44.2	89-685	12-6	328	38	19/18/1	19/27	28-39
2003	305	118	163	24	80/216	5,358	1,024	5.2	2,073	481	4.3	3,285	28,136	3,421	515/303/17	69-41.3	108-895	27-14	276	31	13/17/1	20-33	30-09
2004	279	88	161	30	80/217	5,009	991	5.1	1,850	446	4.2	3,159	32,156	3,315	513/305/11	84-42.8	109-940	23-11	261	26	9/17/0	24-31	30-28
2005	301	97	170	34	93/225	5,149	1,021	5.0	1,959	502	3.9	3,190	32,162	3,352	487/283/6	83-42.4	121-1,006	27-11	361	42	18/21/3	23/30	31-33
2006	293	127	147	19	85/217	5,423	989	5.5	2,541	513	5.0	2,882	30,178	3,060	446/266/14	73-40.0	97-806	16-9	371	42	23/17/2	26/32	32-11
2007	328	127	180	21	100/219	5,719	1,022	5.6	2,391	522	4.6	3,328	31,167	3,495	469/288/8	54-41.6	76-594	18-13	411	50	18/28/4	21/24	32-08
2008	312	107	183	22	87/213	5,106	1,005	5.1	1,774	426	4.2	3,332	42,288	3,620	537/335/13	67-43.3	104-813	23-11	302	35	17/15/3	19/25	31-22
2009	300	114	170	16	102/226	5,385	1,010	5.3	2,029	447	4.5	3,356	44/243	3,599	519/315/10	72-41.9	70-542	26-13	290	34	19/15/0	18/28	30-08



JAGUARS DEFENSE YEAR-BY-YEAR

YEAR	FIRST DOWN		3RD DOWN		TOTAL YARDS		OFFENSE		RUSHING		PASSING		PUNT		PENALTY		FUM.		TD	Rm/Ps/Rt	FGs	I.O.P.	
	TOT	RUN	PASS	PER	DOWN	YARDS	PLAYS	AVG.	YARDS	ATT.	AVG.	NET	SACKS	GROSS	ATT/COMP/INT.	AVG.	YARDS	LOST					Pts.
1995	320	121	177	22	107/222	5,515	1,030	5.4	2,003	504	4.0	3,512	17-72	3,584	509/304/13	61-42.0	102-958	22-11	404	46	17/28/1	27/31	31-23
1996	316	110	181	25	93/211	5,095	993	5.1	1,781	447	4.0	3,314	37-237	3,551	509/291/13	71-42.0	97-800	26-14	335	37	9/24/4	26/34	28-42
1997	318	107	190	21	102/226	5,238	1,035	5.1	1,734	455	3.8	3,504	48-331	3,835	532/320/14	73-41.9	90-800	26-15	318	39	12/24/3	17/25	30-20
1998	309	108	178	23	81/222	5,559	1,057	5.3	2,000	450	4.4	3,559	30-209	3,768	577/325/13	78-43.5	109-953	25-17	338	36	9/23/4	30/35	31-01
1999	248	72	159	17	72/215	4,334	951	4.6	1,444	373	3.9	2,890	57-373	3,263	521/291/19	96-41.4	93-728	31-11	217	24	6/18/0	17/18	28-03
2000	252	85	144	23	74/203	4,845	934	5.2	1,685	436	3.9	3,160	40-247	3,407	458/258/12	90-42.5	96-814	26-18	327	39	14/23/2	17/24	28-28
2001	300	89	193	18	87/227	5,070	1,056	4.8	1,611	469	3.4	3,459	43-298	3,757	544/354/12	83-40.5	96-834	28-12	286	30	15/13/2	26/35	31-59
2002	324	112	188	24	83-212	5,335	1,042	5.1	2,071	487	4.3	3,264	36-224	3,488	519/314/14	65-38.7	96-717	20-13	315	35	14/19/2	23/34	31-21
2003	276	84	172	20	92-218	4,657	976	4.8	1,406	442	3.2	3,251	24-134	3,385	510/303/15	75-41.0	103-881	26-12	331	37	13/22/2	24/27	29-51
2004	290	83	181	26	84/205	5,134	972	5.3	1,777	438	4.1	3,357	37-217	3,574	497/306/16	74-44.1	118-966	30-12	280	31	7/18/6	21-28	29-32
2005	273	79	158	36	67/205	4,655	963	4.8	1,709	434	3.9	2,946	47-277	3,223	482/285/19	88-42.8	130-1,055	21-9	269	30	4/22/4	20/27	28-27
2006	259	94	143	22	83/227	4,538	978	4.6	1,460	420	3.5	3,078	35-200	3,278	523/294/20	90-41.4	80-684	12-4	274	32	14/12/6	17/24	27-49
2007	286	92	181	13	80/201	5,021	970	5.2	1,605	390	4.1	3,416	37-244	3,660	543/319/20	66-43.5	82-636	20-10	304	35	12/20/3	18/23	27-52
2008	289	98	166	25	82-200	5,295	922	5.7	1,709	428	4.0	3,586	29-191	3,777	465/297/13	67-43.0	80-691	15-4	367	41	14/25/2	27/30	28-38
2009	307	100	191	16	94-209	5,637	982	5.7	1,863	458	4.1	3,774	14-79	3,853	510/345/15	62-44.9	64-498	22-10	380	44	12/28/4	24/28	29-52

MISC. RECORDS HISTORY PLAYERS STAFF SCOUTS COACHES



JAGUARS IN THE COMMUNITY



For more information about the Jaguars' and Jaguars Foundation's Community Relations programs, go to the Community and Foundation tabs at www.jaguars.com.

The Jaguars Community Relations Department works as an extension of the team to develop and implement resourceful and valuable programs that contribute directly to the Jacksonville-area community. In addition to these efforts, the Jaguars Foundation also serves as the team's vehicle of change in the city, assisting at-risk youth and families through a variety of programs, including strategic grants. Under the leadership of Delores Barr Weaver, Jaguars Foundation Chair and CEO, the Jaguars Foundation focuses on support of programs serving economically and socially disadvantaged youth and families in Jacksonville. The Foundation has awarded more than \$13.5 million in grants in the Jacksonville area (Baker, Clay, Duval, Nassau and St. Johns counties) since 1995.

NFL PLAY60

As part of the NFL Play60 program, the Jaguars, in partnership with the Jaguars Foundation, Baptist Health and the American Heart Association Jacksonville chapter, support the NFL PLAY60 program in sixth grade classrooms at selected schools as well as through grants to nonprofits. This awareness program includes a unique curriculum supplement designed to incorporate physical activity in classroom lessons and encourage physical activity to children in and after school. Rashad Jennings is the 2010 team spokesman for this program.

FOOD DRIVE

Since the team's inception in 1995, the Jaguars have organized an annual holiday food drive each fall in conjunction with the Food Bank of North Florida Second Harvest. Jaguars staff, players and coaches' wives along with players, cheerleaders and the team mascot volunteer to support this community-wide effort, which culminates with a food collection on a game day.

GATORADE JUNIOR TRAINING CAMP

The Jacksonville Jaguars Gatorade Junior Training camp is a free, year-round, grass roots program which is offered by the Jaguars for elementary school students between the ages of six and 12. This is a program which features educational benefits along with recreational opportunities which puts an emphasis on fun for the day rather than winning and testing skills.

HOMETOWN HUDDLE

For more than 30 years the NFL and the United Way have partnered to help build stronger, healthier communities. Whether it's reaching out to disadvantaged youth or feeding the hungry, both are committed to raising public awareness of important social service issues. Each fall, the Jaguars partner with the United Way of Northeast Florida for a hands-on community service project called Hometown Huddle.

HOSPITAL VISITS

Jaguars players regularly make visits to Wolfson Children's Hospital to meet with kids, sign autographs and lift spirits. In 2008 the Jaguars Den was established at Wolfson Children's Hospital. The Jaguars Den is a one-of-a-kind, state of the art room for children at the hospital where areas are designated for group games, pods for semi-private conversations, and individual computer stations. Stations are equipped with a keyboard and other input devices such as drawing tablets, touch pads and joysticks, all on flexible supports that children can easily adjust for their comfort.



**JAGUARS / MORGAN STANLEY COMMUNITY LEADER**

Since 2001 the Jaguars and Morgan Stanley have partnered for this annual award presented monthly during the NFL season to the Jaguars player who demonstrates exemplary community involvement. Previous winners were Donovin Darius, Wali Rainer, Joe Zelenka, Ernest Wilford, Scott Starks, Alvin Pearman, Mike Peterson and Mercedes Lewis.

JAGUARS READERS

This is a special reading program at local elementary schools supported

by Jaguars front office staff since 1997. Staff members volunteer to spend an hour each week at the school where students read some of their favorite books.

JAGUARS ROOKIE CLUB

In June of 2003 the Jaguars established the Rookie Club for all incoming rookies. Its purpose is to assist in the transition from college to the NFL, and to introduce and involve first-year players, as a group, in charitable and civic activities.

MILITARY VISITS

Jaguars Jaguars players make visits to the local military bases including the Air National Guard 125th Fighter Wing (Air Force National Guard), Mayport Naval Station and NAS JAX. On these visits players sign autographs and are given behind-the-scenes tours to help them gain an appreciation for the service men and women returning or preparing to deploy overseas.

OPERATION BLESSING

Each holiday season Jaguars players join volunteers from Wachovia and Winn-Dixie to off-load truckloads of groceries to be bagged and distributed. Since its inception in 1999, more than 29,000 families have been served.

**JAXSON DE VILLE
MASCOT**

NFL EXPERIENCE: 15th year

HEIGHT: 8.5 paws (about 7 feet)

WEIGHT: 403

BIRTH DATE: Not sure, but he celebrates each day as if it's his birthday. His birthplace is Jacksonville (where else would a cat have teal spots?)

HOW ACQUIRED: Was a stray cat found during the building of Jacksonville Municipal Stadium.

FIRST APPEARANCE: August 18, 1996, Jaguars vs. 49ers preseason game

COLLEGE: Denied admission due to size, but got his MBA from an on-line college, which he uses quite often when he wants to sound important.

SEASON: Has never seen action in an NFL-sanctioned game ... Has played in several halftime games against some very tough Pop Warner teams (9- and 10-year olds) and has done quite well ... Head coach Jack Del Rio said he was "very impressed" with Jaxson during the spring...(Jaxson does some gardening work for coach on the side)...The league still refuses to make bigger helmets so he can play ... Due to that he remains a starter at his All-Pro position, "Left Out!"

STATS: Completed his 14th straight season as "The Self-Proclaimed GREATEST MASCOT TO EVER LIVE!" ... does any other stat matter?



Call Jaxson De Ville today for your next event!

For appearances call: (904) 633-6544

COACHES

SCOUTS

STAFF

PLAYERS

HISTORY

RECORDS

MISC.



RADIO BROADCASTERS

Brian Sexton and former Jaguars defensive end Jeff Lageman are in their eighth season together calling all Jaguars games on WOKV AM & FM (690, 106.5). Sexton, 41, called every game in the Jaguars' first 15 seasons and is one of just a handful of observers who have witnessed every Jaguars game played. Sexton anchors the Jaguars Radio Network's coverage on game day and is also the host of 'The Jack Del Rio Show' on Tuesdays and 'Jaguars This Week' on Wednesdays on WOKV. He also hosts 'The Jack Del Rio Show' and 'The Coggin Pregame Show' on Sunday mornings prior to kickoff on WTEV-TV, CBS 47.

Lageman, 43 played for the Jaguars from 1995 to '98 and was the team's first captain. He started 37 of 40 games played in the Jaguars' first four seasons, making 175 tackles and 12.5 sacks. In 10 NFL seasons, including his first six with the New York Jets, Lageman started 118 of 122 games played. He



In the Jaguars radio booth: Jeff Lageman and Brian Sexton

was a first-round draft choice of the Jets in 1989, the 14th player selected overall. After his retirement he joined the Jaguars' preseason TV booth as color analyst for the 1999 to 2002 preseasons. He is a co-host of the 'Jaguars This Week' radio show along with Sexton and Vic Ketchman on Wednesday nights on WOKV. He also serves as co-host of 'Jaguars All Access' on WTEV, CBS-47.

PRESEASON TELEVISION

The Jaguars' preseason games in 2010 will be telecast locally in Jacksonville on WTEV-TV, CBS 47, as well as in Orlando (WRBW), Gainesville (WMYG), Tallahassee (WTLX) and Savannah, Ga. (WSAV). NFL Network host/reporter Paul Burmeister calls the play-by-play for the fourth year and former Jaguars Pro Bowl tackle Tony Boselli returns for his fifth tour as the team's preseason color analyst.

Boselli was the first draft pick of the Jaguars and played in 91 games in his seven seasons in Jacksonville. He made five consecutive Pro Bowl starts and is the only former Jaguar to be inducted into the team's 'Pride of the Jaguars.'

Burmeister enters his seventh season at NFL Network as one of the NFL Network's personalities. During the NFL season he hosts "NFL Total Access" and "Around the League." Each January



PAUL BURMEISTER

PLAY-BY-PLAY



TONY BOSELLI

COLOR ANALYST

he anchors the network's coverage from the Senior Bowl then serves as the main host of "Path to the Draft." This past spring and summer he also provided play-by-play for the network's coverage of the Arena Football League.

JAGUARS RADIO NETWORK

The Jaguars' flagship stations are WOKV AM & FM (690, 106.5). The Jaguars Radio Network extends to 10 affiliates in Florida and Georgia.

WOKV-AM & FM
WAOC-AM 1420
WELE-AM 1380
WHFX-FM 107.7
WYGM-AM 740
WIFO-FM 105.5
WMMB-AM1240 & 1350
WNFB-FM 94.3
WPSL-AM 1590
WRUF-AM 850

Jacksonville, covers the Jacksonville market
St. Augustine, covers the St. Augustine area
Ormond Beach, covers Daytona Beach
Brunswick, Ga., covers the southeast portion of Georgia
Orlando, covers central Florida
Jesup, Ga., covers east coast of Georgia
Melbourne
Lake City, covers north Florida from Georgia to Gainesville
Port St. Lucie, covers east coast from Fort Pierce to Stuart
Gainesville, cover Gainesville to Ocala

**BROADCAST LINEUP**

DAY	SHOW	TIME	STATION
Mon.	The Gene Smith Show	6:00 p.m.	WOKV AM 690 & FM 106.5
	Jaguars All Access	7:00 p.m.	WTEV-TV, CBS 47
Tues.	The Jack Del Rio Show	6:00 p.m.	WOKV AM 690 & FM 106.5
Wed.	Jaguars This Week	6:00 p.m.	WOKV AM 690
Sun.	Sonny's Tailgate Show	3 hours before kickoff	WOKV AM 690
	Jaguars Pregame Show	1 hour before kickoff	WOKV AM 690
	The Jack Del Rio Show	11:00 a.m.	WTEV-TV, CBS 47
	Coggin Pregame Show	11:30 a.m.	WTEV-TV, CBS 47
	Winn-Dixie Postgame Show	Immediately after game	WOKV AM 690 & FM 106.5
	Scoreboard Show	Follows postgame show	WOKV AM 690
Mon.-Fri.	The Jaguars Report	Morning Drive	Throughout the Jaguars Radio Network

THE PRIDE OF THE JAGUARS

Tony Boselli, the Jacksonville Jaguars' first-ever college draft choice, was the first member of the Jaguars franchise to be honored in The Pride of the Jaguars on October 8, 2006.

"Tony Boselli was the original Jaguar, and we are excited to recognize him," said Jaguars owner Wayne Weaver. "We are proud of Tony's contributions on the field for this organization, and we're proud of his contributions off the field for this community. We welcome the opportunity to have Jaguars fans thank Tony for what he has meant to Jacksonville and the Jaguars."

"The seven years I spent in Jacksonville as a member of the Jaguars team were truly memora-

ble. I also would like to thank all the Jaguars fans who made us feel so welcome when we first arrived in Jacksonville, and now that we have returned," Boselli said.

Boselli was the second player drafted overall in the 1995 college draft following an All-America career at Southern California. He started a then-team-record 90 of the 91 Jaguars games in which he played from 1995-2001 and was named to the Pro Bowl five times.

Widely considered the best offensive tackle in the game, Boselli allowed only 15.5 sacks in seven seasons and was named second team on the NFL All-Decade Team for the 1990s.



COACHES

SCOUTS

STAFF

PLAYERS

HISTORY

RECORDS

MISC.



JACKSONVILLE MUNICIPAL STADIUM



On August 18, 1995, when the Jacksonville Jaguars played their first home preseason game in their new stadium, it marked the first time in sports history that an expansion team had played its first home game in its inaugural season in a new stadium or arena. Not only that, but it was built faster than any major-league stadium had ever been built in North America.

In the short period of 19 1/2 months, the old Gator Bowl was demolished and a new stadium arose on the shores of the St. Johns River. And, very quickly, it was called the best stadium in the country. Just before the Jaguars kicked off their first regular-season game on September 3, 1995, NBC broadcaster Don Criqui said, "There isn't a better football facility in America." In its 10th year of operation, the stadium was the host site of Super Bowl XXXIX, the biggest single-day sporting event in the world.

Jacksonville Municipal Stadium underwent a \$63 million renovation in preparation for Super Bowl XXXIX. Among the additions were the MPS Group Terrace Suite, a 25,000-square-foot sports bar called the Bud Zone, a 20,000-square-foot Sky Patio, 20 new escalators and four new elevators. A new secure perimeter fence was also installed around the stadium, along with two new state of the art scoreboards and renovations to the clubs and suites.

The practice fields that were used from 1995 through 2003 were converted into a 400,000-square-foot entertainment zone adjacent to the stadium, known as the Pepsi Plaza. For Jaguars game days, this area includes tailgate cabanas for pregame hospitality, an interactive game area, and a stage for pregame and postgame entertainment.

Jacksonville Municipal Stadium signature fea-

tures include the two Touchdown Clubs, which are located on the East and West sides of the stadium. The Touchdown Clubs and all 11,200 club seats are located at midfield, rather than being spread out horizontally through the stadium. Each Club provides more than 70,000 square feet of air-conditioned comfort with a variety of food and beverage selections. In all, 75 percent of the seats in Jacksonville Municipal Stadium are located on the sides, with just 25 percent behind the end zones.

Jacksonville Municipal Stadium seats 67,246, but additional temporary seats can be added behind the South End Zone — expanding the capacity to well over 82,000 — for the annual Florida-Georgia game and Super Bowl.

STADIUM QUICK FACTS

YEAR BUILT

1995 (Underwent a \$63 million renovation in 2004)

JAGUARS' RECORD AT JACKSONVILLE MUNICIPAL STADIUM
74-46 (.644) regular season, 2-1 (.667) postseason

SUPER BOWLS HOSTED

1 (Super Bowl XXXIX - Feb. 6, 2005)

SEATING

Capacity 67,246 (Can be expanded to over 82,000)

SUITES/CLUB SEATS

90 Suites/780 Terrace Seats/11,200 club seats

COACHES

SCOUTS

STAFF

PLAYERS

HISTORY

RECORDS

MISC.



THE ROAR



JACKSONVILLE JAGUARS CHEERLEADERS



The ROAR is an integral part of Jaguars entertainment during all home games. Under the direction of manager Christy Stechman Zynda, these professional cheerleaders captivate Jaguars fans with their explosive, high-energy routines. When not on the playing field, members of The ROAR serve as goodwill ambassadors for the Jaguars by participating in various community and charitable events nationally and internationally. These leading ladies also spend time entertaining our United States troops all over the world.

NAME	AGE	OCCUPATION	HOMETOWN	EXP
Allie	22	Student majoring in psychology	Jacksonville	2
Amanda	26	Business owner	Jacksonville	4
Ashley	22	Student majoring in exercise science	Jacksonville	2
Cara	21	Business assistant	St. Johns, Fla.	1
Caroline	22	Student majoring in exercise science	Jacksonville	1
Carrie	20	Hair stylist	Jacksonville	2
Chelsea	19	Student majoring in business	St. Augustine, Fla.	1
Cherise	25	Teacher	Atlanta, Ga.	2
Devin	21	Student	Bryceville, Fla.	4
Emily	22	Student majoring in elementary education	Savannah, Ga.	4
Ginny	22	Student majoring in dance	Jacksonville	2
Heather	26	Finance and accounting staffing manager	Jacksonville	4
Jenna	20	Student majoring in communications	Jacksonville	2
Jessica	23	Student	Jacksonville	2
Jordan	20	Student	Jacksonville	2
Kaleigh	21	Hair stylist	Jacksonville	2
Kayla C.	21	Student majoring in nursing	Jacksonville	1
Kayla H.	19	Student majoring in psychology	Jacksonville	2
Kayla S.	26	Mother	Jacksonville	3
Kelley	21	Student majoring in elementary education	Stafford, Va.	3
Kelli	21	Student majoring in elementary education	Groveport, Ohio	4
Kember	20	Fitness instructor	Jacksonville	2
Kristyann	22	Student majoring in air traffic control	Jacksonville	3
La'Farrah	28	Customer care consultant	Palatka, Fla.	1
Lauren B.	21	Student majoring in elementary education	Orange Park, Fla.	1
Lauren F.	19	Student majoring in radiation therapy	Jacksonville	1
Mackenzie	19	Student majoring in dental hygiene	Jacksonville	1
Marissa	20	Student majoring in psychology	Charleston, S.C.	2
Michelle	29	Nutritional product distributor	Tallahassee, Fla.	5
Monica	21	Student majoring in broadcast	Jacksonville	3
Samantha	22	Student majoring in broadcast journalism	Jacksonville	3
TaJonda	25	Nurse	Panama City, Fla.	3

COACHES

SCOUTS

STAFF

PLAYERS

HISTORY

RECORDS

MISC.



2010 NFL SCHEDULE

PRESEASON

(All times Eastern)

HALL OF FAME WEEK

Sunday, Aug. 8

Cincinnati vs. Dallas (Canton, OH) 8:00

WEEK ONE

Thursday, Aug. 12

Carolina at Baltimore 8:00
 New Orleans at New England 7:30
 Oakland at Dallas 9:00

Friday, Aug. 13

Buffalo at Washington 7:30
Jacksonville at Philadelphia 7:30
 Kansas City at Atlanta 8:00

Saturday, Aug. 14

Tampa Bay at Miami 7:00
 Detroit at Pittsburgh 7:30
 Cleveland at Green Bay 8:00
 Houston at Arizona 8:00
 Minnesota at St. Louis 8:00
 Chicago at San Diego 9:00
 Tennessee at Seattle 10:00

Sunday, Aug. 15

San Francisco at Indianapolis 1:00
 Denver at Cincinnati 7:00

Monday, Aug. 16

New York Giants at New York Jets 8:00

WEEK TWO

Thursday, Aug. 19

New England at Atlanta 8:00
 Indianapolis at Buffalo (Toronto) 7:30

Friday, Aug. 20

Philadelphia at Cincinnati 8:00

Saturday, Aug. 21

Baltimore at Washington 7:00
 Pittsburgh at New York Giants 7:00
 Kansas City at Tampa Bay 7:30
Miami at Jacksonville 7:30
 St. Louis at Cleveland 7:30
 Houston at New Orleans 8:00
 New York Jets at Carolina 8:00
 Oakland at Chicago 8:30
 Dallas at San Diego 9:00
 Detroit at Denver 9:00
 Green Bay at Seattle 10:00

Sunday, Aug. 22

Minnesota at San Francisco 8:00

Monday, Aug. 23

Arizona at Tennessee 8:00

WEEK THREE

Thursday, Aug. 26

Indianapolis at Green Bay 8:00
 St. Louis at New England 7:30

Friday, Aug. 27

San Diego at New Orleans 8:00
 Atlanta at Miami 7:00
 Washington at New York Jets 7:00
 Philadelphia at Kansas City 8:00

Saturday, Aug. 28

Dallas at Houston 8:00
 Cleveland at Detroit 5:30
 Cincinnati at Buffalo 6:30
Jacksonville at Tampa Bay 7:30
 New York Giants at Baltimore 7:30
 Seattle at Minnesota 8:00
 Tennessee at Carolina 8:00
 Arizona at Chicago 8:30
 San Francisco at Oakland 9:00

Sunday, Aug. 29

Pittsburgh at Denver 8:00

WEEK FOUR

Thursday, Sept. 2

Buffalo at Detroit 7:00
 Cincinnati at Indianapolis 7:00
 New England at New York Giants 7:00
Atlanta at Jacksonville 7:30
 Carolina at Pittsburgh 7:30
 New York Jets at Philadelphia 7:30
 Baltimore at St. Louis 8:00
 Chicago at Cleveland 8:00
 Denver at Minnesota 8:00
 Green Bay at Kansas City 8:00
 Miami at Dallas 8:00
 New Orleans at Tennessee 8:00
 Tampa Bay at Houston 8:00
 San Diego at San Francisco 10:00
 Seattle at Oakland 10:00
 Washington at Arizona 10:00

REGULAR SEASON

WEEK ONE

Thursday, Sept. 9

Minnesota at New Orleans 8:30

Sunday, Sept. 12

Miami at Buffalo 1:00
 Detroit at Chicago 1:00
 Indianapolis at Houston 1:00
Denver at Jacksonville 1:00
 Cincinnati at New England 1:00
 Carolina at New York Giants 1:00
 Atlanta at Pittsburgh 1:00
 Cleveland at Tampa Bay 1:00
 Oakland at Tennessee 1:00
 Green Bay at Philadelphia 4:15
 Arizona at St. Louis 4:15
 San Francisco at Seattle 4:15
 Dallas at Washington 8:20

Monday, Sept. 13

Baltimore at New York Jets 7:00
 San Diego at Kansas City 10:15

WEEK TWO

Sunday, Sept. 19

Arizona at Atlanta 1:00
 Tampa Bay at Carolina 1:00
 Baltimore at Cincinnati 1:00
 Kansas City at Cleveland 1:00
 Chicago at Dallas 1:00
 Philadelphia at Detroit 1:00
 Buffalo at Green Bay 1:00
 Miami at Minnesota 1:00
 Pittsburgh at Tennessee 1:00
 Seattle at Denver 4:05
 St. Louis at Oakland 4:05
 New England at New York Jets 4:15
Jacksonville at San Diego 4:15
 Houston at Washington 4:15
 New York Giants at Indianapolis 8:20

Monday, Sept. 20

New Orleans at San Francisco 8:30

WEEK THREE

Sunday, Sept. 26

Cleveland at Baltimore 1:00
 Cincinnati at Carolina 1:00
 Dallas at Houston 1:00
 San Francisco at Kansas City 1:00
 Detroit at Minnesota 1:00
 Buffalo at New England 1:00
 Atlanta at New Orleans 1:00
 Tennessee at New York Giants 1:00
 Pittsburgh at Tampa Bay 1:00
Philadelphia at Jacksonville 4:05



Washington at St. Louis	4:05
Oakland at Arizona	4:15
Indianapolis at Denver	4:15
San Diego at Seattle	4:15
New York Jets at Miami	8:20

Monday, Sept. 27

Green Bay at Chicago	8:30
----------------------	------

WEEK FOUR*(Open dates: Dallas, Kansas City, Minnesota, Tampa Bay)***Sunday, Oct. 3**

San Francisco at Atlanta	1:00
New York Jets at Buffalo	1:00
Cincinnati at Cleveland	1:00
Detroit at Green Bay	1:00
Carolina at New Orleans	1:00
Baltimore at Pittsburgh	1:00
Seattle at St. Louis	1:00
Denver at Tennessee	1:00
Indianapolis at Jacksonville	4:05
Houston at Oakland	4:05
Washington at Philadelphia	4:15
Arizona at San Diego	4:15
Chicago at New York Giants	8:20

Monday, Oct. 4

New England at Miami	8:30
----------------------	------

WEEK FIVE*(Open dates: Miami, New England, Pittsburgh, Seattle)***Sunday, Oct. 10**

Denver at Baltimore	1:00
Jacksonville at Buffalo	1:00
Chicago at Carolina	1:00
Tampa Bay at Cincinnati	1:00
Atlanta at Cleveland	1:00
St. Louis at Detroit	1:00
Kansas City at Indianapolis	1:00
New York Giants at Houston	1:00
Green Bay at Washington	1:00
New Orleans at Arizona	4:05
Tennessee at Dallas	4:15
San Diego at Oakland	4:15
Philadelphia at San Francisco	8:20

Monday, Oct. 11

Minnesota at New York Jets	8:30
----------------------------	------

WEEK SIX*(Open dates: Arizona, Buffalo, Carolina, Cincinnati)***Sunday, Oct. 17**

Seattle at Chicago	1:00
Miami at Green Bay	1:00
Kansas City at Houston	1:00
Baltimore at New England	1:00
Detroit at New York Giants	1:00
Atlanta at Philadelphia	1:00
Cleveland at Pittsburgh	1:00
San Diego at St. Louis	1:00
New Orleans at Tampa Bay	1:00
New York Jets at Denver	4:05
Oakland at San Francisco	4:05
Dallas at Minnesota	4:15
Indianapolis at Washington	8:20

Monday, Oct. 18

Tennessee at Jacksonville	8:30
----------------------------------	-------------

WEEK SEVEN*(Open dates: Detroit, Houston, Indianapolis, New York Jets)***Sunday, Oct. 24**

Cincinnati at Atlanta	1:00
Buffalo at Baltimore	1:00
San Francisco at Carolina	1:00
Washington at Chicago	1:00
Jacksonville at Kansas City	1:00
Pittsburgh at Miami	1:00
Cleveland at New Orleans	1:00
St. Louis at Tampa Bay	1:00
Philadelphia at Tennessee	1:00
Arizona at Seattle	4:05
New England at San Diego	4:15

Oakland at Denver	4:15
Minnesota at Green Bay	8:20

Monday, Oct. 25

New York Giants at Dallas	8:30
---------------------------	------

WEEK EIGHT*(Open dates: Atlanta, Baltimore, Chicago, Cleveland, New York Giants, Philadelphia)***Sunday, Oct. 31**

Miami at Cincinnati	1:00
Jacksonville at Dallas	1:00
Washington at Detroit	1:00
Buffalo at Kansas City	1:00
Green Bay at New York Jets	1:00
Carolina at St. Louis	1:00
Denver at San Francisco	1:00
Tennessee at San Diego	4:05
Minnesota at New England	4:15
Seattle at Oakland	4:15
Tampa Bay at Arizona	4:15
Pittsburgh at New Orleans	8:20

Monday, Nov. 1

Houston at Indianapolis	8:30
-------------------------	------

WEEK NINE*(Open dates: Denver, Jacksonville, St. Louis, San Francisco, Tennessee, Washington)***Sunday, Nov. 7**

Tampa Bay at Atlanta	1:00
Miami at Baltimore	1:00
Chicago at Buffalo (Toronto)	1:00
New Orleans at Carolina	1:00
New England at Cleveland	1:00
New York Jets at Detroit	1:00
San Diego at Houston	1:00
Arizona at Minnesota	1:00
New York Giants at Seattle	4:05
Indianapolis at Philadelphia	4:15
Kansas City at Oakland	4:15
Dallas at Green Bay	8:20

Monday, Nov. 8

Pittsburgh at Cincinnati	8:30
--------------------------	------

WEEK 10*(Open dates: Green Bay, New Orleans, Oakland, San Diego)***Thursday, Nov. 11**

Baltimore at Atlanta	8:20
----------------------	------

Sunday, Nov. 14

Detroit at Buffalo	1:00
Minnesota at Chicago	1:00
New York Jets at Cleveland	1:00
Cincinnati at Indianapolis	1:00
Houston at Jacksonville	1:00
Tennessee at Miami	1:00
Carolina at Tampa Bay	1:00
Kansas City at Denver	4:05
Dallas at New York Giants	4:15
Seattle at Arizona	4:15
St. Louis at San Francisco	4:15
New England at Pittsburgh	8:20

Monday, Nov. 15

Philadelphia at Washington	8:30
----------------------------	------

WEEK 11**Thursday, Nov. 18**

Chicago at Miami	8:20
------------------	------

Sunday, Nov. 21

Baltimore at Carolina	1:00
Buffalo at Cincinnati	1:00
Detroit at Dallas	1:00
Cleveland at Jacksonville	1:00
Arizona at Kansas City	1:00
Green Bay at Minnesota	1:00
Houston at New York Jets	1:00
Oakland at Pittsburgh	1:00
Washington at Tennessee	1:00
Seattle at New Orleans	4:05

COACHES

SCOUTS

STAFF

PLAYERS

HISTORY

RECORDS

MISC.



COACHES

SCOUTS

STAFF

PLAYERS

HISTORY

RECORDS

MISC.

Atlanta at St. Louis	4:05	Cleveland at Cincinnati	1:00
Tampa Bay at San Francisco	4:05	Washington at Dallas	1:00
Indianapolis at New England	4:15	Jacksonville at Indianapolis	1:00
New York Giants at Philadelphia	8:20	Buffalo at Miami	1:00
Monday, Nov. 22		Philadelphia at New York Giants	1:00
Denver at San Diego	8:30	Kansas City at St. Louis	1:00
		Detroit at Tampa Bay	1:00
WEEK 12		Houston at Tennessee	1:00
Thursday, Nov. 25		Atlanta at Seattle	4:05
New England at Detroit	12:30	Denver at Oakland	4:15
New Orleans at Dallas	4:15	New York Jets at Pittsburgh	4:15
Cincinnati at New York Jets	8:20	Green Bay at New England	8:20
Sunday, Nov. 28		Monday, Dec. 20	
Green Bay at Atlanta	1:00	Chicago at Minnesota	8:30
Tampa Bay at Baltimore	1:00		
Pittsburgh at Buffalo	1:00	WEEK 16	
Philadelphia at Chicago	1:00	Thursday, Dec. 23	
Carolina at Cleveland	1:00	Carolina at Pittsburgh	8:20
Tennessee at Houston	1:00	Saturday, Dec. 25	
Jacksonville at New York Giants	1:00	Dallas at Arizona	7:30
Minnesota at Washington	1:00	Sunday, Dec. 26	
Kansas City at Seattle	4:05	New England at Buffalo	1:00
Miami at Oakland	4:05	New York Jets at Chicago	1:00
St. Louis at Denver	4:15	Baltimore at Cleveland	1:00
San Diego at Indianapolis	8:20	Washington at Jacksonville	1:00
Monday, Nov. 29		Tennessee at Kansas City	1:00
San Francisco at Arizona	8:30	Detroit at Miami	1:00
		Minnesota at Philadelphia	1:00
WEEK 13		San Francisco at St. Louis	1:00
Thursday, Dec. 2		Seattle at Tampa Bay	1:00
Houston at Philadelphia	8:20	Houston at Denver	4:05
Sunday, Dec. 5		Indianapolis at Oakland	4:05
New Orleans at Cincinnati	1:00	New York Giants at Green Bay	4:15
Chicago at Detroit	1:00	San Diego Chargers at Cincinnati	8:20
San Francisco at Green Bay	1:00	Monday, Dec. 27	
Denver at Kansas City	1:00	New Orleans at Atlanta	8:30
Cleveland at Miami	1:00		
Buffalo at Minnesota	1:00	WEEK 17	
Washington at New York Giants	1:00	Sunday, Jan. 2	
Atlanta at Tampa Bay	1:00	Carolina at Atlanta	1:00
Jacksonville at Tennessee	1:00	Cincinnati at Baltimore	1:00
Oakland at San Diego	4:05	Pittsburgh at Cleveland	1:00
St. Louis at Arizona	4:15	Minnesota at Detroit	1:00
Dallas at Indianapolis	4:15	Chicago at Green Bay	1:00
Carolina at Seattle	4:15	Jacksonville at Houston	1:00
Pittsburgh at Baltimore	8:20	Tennessee at Indianapolis	1:00
Monday, Dec. 6		Oakland at Kansas City	1:00
New York Jets at New England	8:30	Miami at New England	1:00
		Tampa Bay at New Orleans	1:00
WEEK 14		Buffalo at New York Jets	1:00
Thursday, Dec. 9		Dallas at Philadelphia	1:00
Indianapolis at Tennessee	8:20	New York Giants at Washington	1:00
Sunday, Dec. 12		San Diego at Denver	4:15
New England at Chicago	1:00	Arizona at San Francisco	4:15
Cleveland at Buffalo	1:00	St. Louis at Seattle	4:15
Cincinnati at Pittsburgh	1:00		
Oakland at Jacksonville	1:00		
Tampa Bay at Washington	1:00		
Green Bay at Detroit	1:00		
New York Giants at Minnesota	1:00		
Atlanta at Carolina	1:00		
St. Louis at New Orleans	4:05		
Seattle at San Francisco	4:05		
Denver at Arizona	4:15		
Miami at New York Jets	4:15		
Kansas City at San Diego	4:15		
Philadelphia at Dallas	8:20		
Monday, Dec. 13			
Baltimore at Houston	8:30		
WEEK 15			
Thursday, Dec. 16			
San Francisco at San Diego	8:20		
Sunday, Dec. 19			
New Orleans at Baltimore	1:00		
Arizona at Carolina	1:00		

POSTSEASON**Saturday, January 8**

AFC and NFC Wild Card Games

Sunday, January 9

AFC and NFC Wild Card Games

Saturday, January 15

AFC and NFC Divisional Playoffs

Sunday, January 16

AFC and NFC Divisional Playoffs

Sunday, January 23

AFC and NFC Championship Games

Sunday, January 30

Pro Bowl in Hawaii

Sunday, February 6

Super Bowl XLV in North Texas

MEDIA INFORMATION

CREDENTIALS: Credential requests are honored only for working media on specific assignment for a recognized news organization or sports publication. Credentials are not issued to freelance writers or photographers unless requested by a recognized news organization or sports publication. Independent web sites cannot be credentialed. All credential requests must be submitted in writing on company letterhead to Dan Edwards, Senior Vice President of Communications and Media, Jacksonville Jaguars, One Stadium Place, Jacksonville, FL 32202, or by fax to (904) 633-6055. Requests must be received at least one week prior to a home game.

PARKING: Parking in lots surrounding the stadium is limited. Every effort will be made to accommodate requests for media parking passes, but parking cannot be provided for all credentialed media. The appropriate parking pass will be required for access to all stadium parking lots on game days. Television trucks which provide satellite, uplink or microwave functions will be parked in the TV truck compound near Gate 1, and a parking pass is required.

MEDIA ENTRANCE, CREDENTIAL WILL CALL: The media entrance at the stadium is Gate 1, at the southwest corner of the stadium. The appropriate game credential must be presented at the media entrance for admission to the stadium. Game credentials not picked up in advance will be available on game day at the media will-call window at Gate 1. The Media will-call window will open three hours prior to kickoff. Parking passes will not be left at the will-call window.

PHOTOGRAPHERS: Sideline access for NFL games is strictly limited to photographers on assignment for a recognized news organization or sports publication. No one except network television personnel and authorized game personnel will be admitted to the field without a camera. All field photographers will be issued an NFL identification vest and must remain outside the bench areas and outside the yellow border surrounding the playing field. The photographers' check-in location is near the media entrance in the service hallway.

POSTGAME INTERVIEWS AND LOCKERROOM ACCESS: Members of the media needing to conduct postgame interviews will be given access to the Jaguars' interview room after each game, as well as the home and visiting locker rooms. Jaguars head coach Jack Del Rio conducts his postgame news conference in the team meeting room. The visiting head coach is available in a room off the visitors' locker room.

DURING THE WEEK

MEDIA WORKROOM: The media workroom is available to working media during business hours throughout the week. High speed internet access, phones, Jaguars updates, NFL news releases and other information is provided.

JACK DEL RIO INTERVIEWS: Head coach Jack Del Rio conducts his weekly news conferences on Mondays and Wednesdays in the media workroom. Specific interview requests for Coach Del Rio and the assistant coaches must be made through the Jaguars communications department.

PLAYER INTERVIEWS: The Jaguars locker room is open to accredited media for specific interview periods during the week. Players are normally available on Mondays, Wednesdays, Thursdays and Fridays. All interviews should be arranged through the Jaguars communications department.

MEDIA WEBSITE: The Jaguars' media website can be accessed on the worldwide web at: www.jaguars.com/pr and on the NFL's Web Site at: www.nfl.com. Daily updates, transcripts, injury reports and other information is posted as well. First-time registration is required.

HOW TO REACH THE JAGUARS' COMMUNICATIONS STAFF

RYAN ROBINSON — Phone: (904) 633-6598; e-mail: robinsonr@jaguars.nfl.com

ALISA ABBOTT — Phone: (904) 633-6590; e-mail: abbotta@jaguars.nfl.com

RENZO SHEPPARD — Phone: (904) 633-6575; e-mail: sheppardr@jaguars.nfl.com

DAN EDWARDS — Phone: (904) 633-6202; e-mail: edwardsd@jaguars.nfl.com

IT'S GOOD!

**Pepsi has always been about refreshment.
But what if, instead of just refreshing people,
Pepsi helped refresh the world?**

This year, we've launched the Pepsi Refresh Project™,
one of the biggest endeavors we've ever taken on.

If you've got an idea about how to make
the world a better place—whether it's saving something, creating
something, or fixing something—we want you
to tell us about it.

Then you vote to decide which ideas are the best.
We'll award millions of dollars in Pepsi Refresh Grants
to put the winning ideas into action.

Together, we're going to do a lot of good.

The Pepsi Refresh Project
Thousands of ideas. Millions in grants.™



every pepsi refreshes the world™

refresh**everything**.com 



PEPSI, DIET PEPSI, PEPSI MAX, the Pepsi Globe, PEPSI REFRESH PROJECT, THOUSANDS OF IDEAS, MILLIONS IN GRANTS,™ and EVERY PEPSI REFRESHES THE WORLD are trademarks of PepsiCo, Inc.