

JACKSONVILLE JAGUARS



JAGUARS



QUALITY EDUCATION FOR ALL
THE KEY TO JACKSONVILLE'S FUTURE

JACKSONVILLE JAGUARS



PRESEASON

Date	Opponent	Location	Time
Aug. 17	 at Miami Dolphins	Dolphin Stadium	7:30 p.m.
Aug. 22	 Tampa Bay Buccaneers	Jacksonville Municipal Stadium	7:30 p.m.
Aug. 27	 at Philadelphia Eagles	Lincoln Financial Field	7:00 p.m.
Sept. 3	 Washington Redskins	Jacksonville Municipal Stadium	7:30 p.m.

REGULAR SEASON

Date	Opponent	Location	Time
Sep. 13	 at Indianapolis Colts	Lucas Oil Stadium	1:00 p.m.
Sep. 20	 Arizona Cardinals	Jacksonville Municipal Stadium	1:00 p.m.
Sep. 27	 at Houston Texans	Reliant Stadium	1:00 p.m.
Oct. 4	 Tennessee Titans	Jacksonville Municipal Stadium	1:00 p.m.
Oct. 11	 at Seattle Seahawks	Qwest Field	4:15 p.m.
Oct. 18	 St. Louis Rams	Jacksonville Municipal Stadium	1:00 p.m.
Oct. 25	BYE		
Nov. 1	 at Tennessee Titans	LP Field	4:05 p.m.
Nov. 8	 Kansas City Chiefs	Jacksonville Municipal Stadium	1:00 p.m.
Nov. 15	 at N.Y. Jets	Meadowlands	1:00 p.m.
Nov. 22	 Buffalo Bills	Jacksonville Municipal Stadium	1:00 p.m.
Nov. 29	 at San Francisco 49ers	Candlestick Park	4:05 p.m.
Dec. 6	 Houston Texans	Jacksonville Municipal Stadium	1:00 p.m.
Dec. 13	 Miami Dolphins	Jacksonville Municipal Stadium	1:00 p.m.
Dec. 17	 Indianapolis Colts	Jacksonville Municipal Stadium	8:20 p.m.
Dec. 27	 at New England Patriots	Gillette Stadium	1:00 p.m.
Jan. 3	 at Cleveland Browns	Cleveland Browns Stadium	1:00 p.m.

FOR TICKETS CALL (904) 633-2000 OR VISIT JAGUARS.COM

JACKSONVILLE JAGUARS LTD.

One Stadium Place, Jacksonville, Florida 32202 • (904) 633-6000
(904) 633-2000 (Tickets) • (904) 633-6050 (Fax) • www.jaguars.com

JAGUARS UNVEIL NEW LOOK

Jacksonville Jaguars Owner Wayne Weaver unveiled the club's updated logo as well as new home and road uniforms and new-look helmet on April 22, 2009.

"There will no longer be mixtures of black and teal or all black," Weaver said in describing the new uniform look. "So when people see the Jaguars on television, that's who we are. So I'm excited about that. I'm also excited about what we did with our logo. We think we've taken our logo and tweaked it in a way that it gives it a little bit of a modern flair but still a classic look, and one that we think will stand the test of time."

Weaver was joined by head coach Jack Del Rio and representatives from Reebok, JDSU and the NFL. Ten Jaguars players, including Maurice Jones-Drew, David Garrard and Rashean Mathis modeled the uniforms. Long snapper Joe Zelenka served as the emcee of the event.

"I like to look at this uniform system as a classic revolution," said Chris Gallo of Reebok. "We looked at the old system and we wanted to of course keep it clean and keep it classic and timeless, that was very important, but we also wanted to bring the best technologies that we can offer to the football field from a design standpoint and also from a development standpoint. So we're offering in this whole new uniform system new technologies. We reduced the weight of the jersey 30% from the uniform of last year, which is real important. It's going to be more of a compression fit from a performance standpoint, all moisture management technologies in the mesh fabrication, anti-microbial technologies."

JDSU worked with the Jaguars over the past year to produce a SpectraFlair® Bright Silver pigment to create a sharp and unique look for the club's new helmets, face masks and decals. SpectraFlair® is an ultra-thin pigment that produces a rainbow-like effect and allows the helmet to shift from one color to another depending on the angle of light. The Jaguars helmet remains black but with a teal color shift.



THE 2009 JACKSONVILLE JAGUARS MEDIA GUIDE

The 2009 Jacksonville Jaguars Media Guide was written by
Ryan Robinson and Dan Edwards

Editorial assistance by Alisa Abbott,
Renzo Sheppard and Eric Scott

Photography by Harry Scull, Jr., Paul Figura
and Dan Van Slyke

Design by Eric Scott and Sean Taylor

Cover design by Sean Taylor

Printed by The Hartley Press, Jacksonville, FL

Copyright 2009 Jacksonville Jaguars Ltd.



2008 IN REVIEW

Game Summaries 171
 NFL Standings 170
 Player Awards 144
 Player Participation 179

ALL-TIME RESULTS

Home-Away Records 187
 Overtime Games 186
 Preseason 180
 Prime-Time Games 186
 Regular Season 181
 Team-by-Team Series History 183
 vs. AFC South 187
 Won-Loss Records 185
 Attendance History 52

BIOGRAPHIES

Administration 13
 Assistant Coaches 18
 Del Rio, Jack 16
 Draft Choices 151
 First-Year Veterans 148
 Rookie Free Agents 162
 Gene Smith 28
 Player Personnel 28
 Veteran Players 40
 Weaver, Delores 8
 Weaver, Wayne 11
 Vance, Paul 13

Coaches (All-Time) 197
 Colleges 198
 Community Relations 256
 Draft Choices (All-Time) 188
 Expansion Draft 188
 Free-Agent History 190
 Roster (All-Time) 193
 Jaguars Foundation 6
 Jacksonville Municipal Stadium 260
 Jaxson de Ville 257
 Jersey Numbers (All-Time) 198
 Last Time It Happened 252

Leaders (Career, Yearly) 200
 Media Information 265

MISCELLANEOUS

100 Yards Rushing and Receiving 80
 Biggest Wins/Biggest Losses 224
 Games Started by Rookies 161
 Garrard's Touchdown Targets 56
 Hottest/Coldest Games 63
 Important Dates 3
 Jaguars Defensive Scores 98
 Jaguars Special Teams Scores 91
 Jaguars in the Air 145
 Jaguars Special Teams Leaders 77
 Top Home/Road Attendances 133
 Undrafted Rookies on Opening Roster 114

NFL Schedule (2009 Weekly) 262
 Partners 10
 Playoff Game Summaries 219
 Preseason Television 258
 Pride of the Jaguars 259
 Pro Bowlers 192
 Pronunciation Guide 120
 Radio Broadcasters 258
 Radio Network 258

RECORDS

Individual Records 226
 Opponents Records 250
 Team Records 239

The ROAR 261
 Rosters (2009) 168
 Schedule (2009) 1
 Staff Directory 4
 Staff Photos 36
 Statistics (1995-2008) 204
 Television Lineup 259
 Year-by-Year Defense 255
 Year-by-Year Offense 254
 Year-by-Year Statistics 187

IMPORTANT DATES

SUNDAY, AUG. 2 Training camp opens
MONDAY, AUG. 17 First preseason game, Jaguars at Dolphins
TUESDAY, SEPT. 1 Rosters cut to 75
SATURDAY, SEPT. 5 Rosters cut to 53
SUNDAY, SEPT. 13 Regular season opener, Jaguars at Colts
TUESDAY, OCT. 20 Trading deadline
SUNDAY, JAN. 3 Regular season ends, Jaguars at Browns
SAT./SUN. JAN. 9/10 Wild Card Weekend
SAT./SUN. JAN. 16/17 Divisional Playoffs
SUNDAY, JAN. 24 AFC and NFC Conference Championships
SUNDAY, JAN. 31 AFC-NFC Pro Bowl in South Florida
SUNDAY, FEB. 7 Super Bowl XLIV in South Florida

ADMIN

COACHES

STAFF

PLAYERS

HISTORY

RECORDS

MISC.



ADMIN

COACHES

STAFF

PLAYERS

HISTORY

RECORDS

MISC.

STAFF DIRECTORY

EXECUTIVE

WAYNE WEAVER	Chairman and Chief Executive Officer
SANDY DODD	Manager, Executive Office
TRACEY VAN SLYKE	Administrative Assistant to Executive Office Manager

COACHING

JACK DEL RIO	Head Coach
DIRK KOETTER	Offensive Coordinator
MEL TUCKER	Defensive Coordinator
RUSS PURNELL	Special Teams Coordinator
MIKE TICE	Assistant Head Coach/Tight Ends
JOHNNY COX	Quality Control/Offense Coach
MARK DUFFNER	Linebackers Coach
JASON GEORGE	Assistant Strength and Conditioning Coach
ANDY HECK	Offensive Line Coach
NATE KACZOR	Assistant Special Teams Coach
THOM KAUMEYER	Assistant Defensive Backs Coach
TED MONACHINO	Defensive Line Coach
TODD MONKEN	Wide Receivers Coach
KENNEDY POLA	Running Backs Coach
LUKE RICHESSON	Strength and Conditioning Coach
MIKE SHULA	Quarterbacks Coach
CORY UNDLIN	Defensive Assistant Coach
DEVIN BONIK	Director, Football Development
DEIDRA PICKERING	Executive Assistant to the Head Coach

PLAYER PERSONNEL

GENE SMITH	General Manager, Sr. Vice President, Player Personnel
TERRY McDONOUGH	Director, Player Personnel
LOUIS CLARK	Assistant Director, Pro Personnel
TIM MINGEY	Assistant Director, College Personnel
ANDY DENGLER	National Scout
JASON DESJARLAIS	Regional Scout
CHRIS DRIGGERS	Pro Scout
JEFF GOOCH	BLESTO Representative
MARTY MILLER	Regional Scout
CHRIS PRESCOTT	Regional Scout
BRIAN SIMMONS	Regional Scout
JAKE PEETZ	Scouting Assistant, College and Pro Personnel
DANA DESJARLAIS	Executive Assistant, Player Personnel
PATRICK MULARKEY	Administrative Assistant, Player Personnel

FOOTBALL OPERATIONS

FOOTBALL OPERATIONS

PAUL VANCE	Sr. Vice President, Football Operations/General Counsel
PAM YONGE	Exec. Assistant to Senior Vice President, Football Operations
SKIP RICHARDSON	Executive Director, Football Operations/Facilities
TIM WALSH	Director, Football Administration
BAHATI VAN PELT	Manager, Player Relations and Youth Football
MIKE GILLIAM	Football Operations Assistant
MICHAEL RYAN	Head Athletic Trainer/Physical Therapist
MIKE PERKINS	Video Director
DREW HAMPTON	Equipment Manager
JUSTIN BLAND	Assistant Athletic Trainer
ROD SCOTT	Assistant Athletic Trainer
BRETT GREENE	Video Assistant
JEREMY POOL	Video Assistant
GEORGE PELLICER	Assistant Equipment Manager
CORY FANCHER	Assistant Equipment Manager
DR. CARLOS TANDRON	Head Team Physician
DR. DAVID MURRAY	Chief Medical Officer

FOOTBALL SUPPORT

COMMUNICATIONS AND MEDIA

COMMUNICATIONS COMMUNITY RELATIONS INTERNET

DAN EDWARDS	Vice President, Communications and Media
ALISA ABBOTT	Executive Assistant to VP, Communications and Media
RYAN ROBINSON	Manager, Communications
RENZO SHEPPARD	Communications Assistant
VIC KETCHMAN	Senior Editor, jaguars.com

BUSINESS DEVELOPMENT

TIM CONNOLLY	Senior Vice President, Business Development
TERESA MICHAEL	Exec. Asst. to Sr. VP, Business Development



ADMIN

COACHES

STAFF

PLAYERS

HISTORY

RECORDS

MISC.

TICKET SALES

STEVE LIVINGSTONE Senior Manager, Business Development & Operations
 TIM BISHKO Director, Ticket Operations
 NICOLA DRAKE Senior Manager, Ticket Operations & Fan Services
 JIM SCOTT Ticket Operations Manager
 ROBERT TILKA Manager, Group Sales
 ERIC BRICKER Coordinator, Suite Services
 JEFF MIRANDA Ticket Sales Coordinator
 SCOTT THOMPSON Champions Club Coordinator
 MICHAEL CHLEBOVEC Fan Services Executive
 AIMEE HANNON Fan Services Executive
 BRYAN KUPFER Fan Services Executive
 GLEN FISHER Senior Sales Executive
 RUSSELL RENDON Senior Sales Executive
 MARK SHAINBROWN Senior Sales Executive
 BRIAN FARMER Sales Executive
 SETH PARISE Group Sales Executive

CREATIVE SERVICES AND GAME DAY OPERATIONS

ADAM LANE Senior Producer, Game Operations
 CURTIS DVORAK Mascot Coordinator
 CHRISTY STECHMAN ZYNDA Manager, Cheerleading Program
 KURT WISENBAUGH Promotions/Events Coordinator

CORPORATE SPONSORSHIP

MACKY WEAVER Executive Director, Corporate Sponsorship
 ROLLIN ISBELL Manager, Media Sales
 BILL HOUSTON Senior Account Executive, Corporate Sponsorship
 TIM MCCARTHY Senior Account Executive, Corporate Sponsorship
 RHONDA SHIELDS Senior Account Executive, Media Sales
 MATT WOODS Account Executive, Corporate Sponsorship
 ANNE COFER Account Coordinator, Corporate Sponsorship
 NIKKI JACKSON SMITH Account Coordinator, Corporate Sponsorship

STADIUM OPERATIONS/FINANCE

BILL PRESCOTT Sr. Vice President, Stadium Operations/Chief Financial Officer
 KITTY CASH Exec. Asst. to Sr. VP, Stadium Operations/CFO
 ANGELA GARRY Manager, Accounting
 BRIAN D'ERRICO Assistant Controller
 BLAKE BURDETT Staff Accountant
 LEAH BUSH Payroll Specialist
 LESLIE McCULLOUGH Junior Accountant
 BRENDA O'DELL Accounts Payable Clerk
 JESSE KNAPP Office Services
 JIM ROLLINS Office Services/Telex Coordinator
 BRUCE SWINDELL Executive Director, Information Technology
 MIKE WEBB Manager, Network Administration & Systems Security
 SHANNON GRAY Programmer Analyst
 GREG READ Programmer Analyst
 JASON DEAN Help Desk Coordinator
 STEVE HALL Senior Web Designer
 SEAN TAYLOR Web and Graphic Designer
 KATIE VAUGHN Administrative Assistant, Information Technology

FINANCE

FACILITIES

INFORMATION TECHNOLOGY

HUMAN RESOURCES

DIANA GREENSTEIN Manager, Human Resources
 LISA SAHI-KIRAL Receptionist

LEGAL

SASHI BROWN Assistant General Counsel
 RHONDA CHARLES Executive Assistant, Legal Department

JACKSONVILLE JAGUARS FOUNDATION

DELORES BARR WEAVER Chair and Chief Executive Officer
 PETER RACINE Executive Director
 ANGELA MEANS Administrative Assistant, Jaguars Foundation
 BONITA DOLL Executive Assistant to Delores Barr Weaver



JACKSONVILLE JAGUARS FOUNDATION



MISSION STATEMENT

Believing that youth represent the community's future, the Jacksonville Jaguars Foundation is committed to serving the greater Jacksonville area through strategic financial, networking and volunteer support benefiting economically and socially disadvantaged youth and families. By building upon our city's strengths, we seek to realize the positive potential of our young people in need. In doing so, we aim to serve as a model to other sports franchises.

FOUNDATION'S GRANT AWARDS TOP \$12 MILLION

When the Jaguars were named as the 30th franchise in 1993, the Weaver's vision was to give back to the community in a substantial manner. The Foundation was announced on September 14, 1994, and awarded its first grants in March of 1995, well before the team played its first game. Through a fair and objective evaluation process, grants are allocated to serve the needs of economically and socially disadvantaged youth in Northeast Florida. Last year, 43 grants totaling \$1,009,550 were awarded to local non-profit agencies, including grants for the Foundation's Straight Talk and Youth Anti-Obesity initiatives. Total grant making since 1995 is more than \$12 million. This level of giving is among the top few in professional sports.

PROGRAMS:

STRAIGHT TALK™: Straight Talk is a unique partnership with local media, Blue Cross and Blue Shield of Florida and the National Campaign to Prevent Teen Pregnancy to help prevent teen pregnancy, HIV/AIDS and other sexually transmitted infections. Under the leadership of Foundation Chair and CEO and Jaguars owner, Dolores Barr Weaver; WJXT 4, WJCT PBS 7, WTLV ABC 12, WCWJ CW 17, WJXX ABC 25, WAWS FOX 30, WTEV CBS 47, Comcast Cable, Comcast On-Demand, The Florida Times-Union/jacksonville.com, Clear Channel Outdoor and PRI Productions collaborate to produce an annual prime time television town hall forum, "Teens & Sex...the Real Truth." The show offers candid information on teens and sex and the consequences faced by sexually active teenagers.



The 2009 show marked the media partnership's 10th annual TV production. It featured highlights from past years' shows and covered current issues facing teens with a live studio audience of middle and high school students. Broadcast in May during National Teen Pregnancy Prevention Month, it was produced at the WJCT PBS 7 studio and hosted by local broadcast personality Jennifer Candelino. Also featured were long snapper Joe Zelenka; medical experts Linda Dinerman, M.D. and John Montgomery, M.D., MPH; Hon. Libby Senterfitt, Circuit Court Judge; ROAR Cheerleaders Kayla and Tajonda; radio personality DJ Dr. Doom, and a special flashback performance by Jacksonville native and Revolution Art national recording artist, "Jade", of a song she wrote to close out the 2008 show. The show and other information can be accessed year-round at straighttalk.jacksonville.com created in partnership with The Florida Times-Union/jacksonville.com.

Additionally, beginning 1999, the Foundation partnered with the Weaver Family Foundation to award more than \$2 million in Straight Talk grants to local programs specifically dealing with this issue.

HONOR ROWS®: This unique program, now in its 15th year, uses seats at Jaguars home games as incentives for youth ages nine to 17 to set and achieve ambitious but realistic goals. Since 1995, more than 26,000 youth have earned their seat. Youth earn their seat to a game by setting and achieving specific goals in the areas of academic improvement, personal behavior, volunteer community service, and nutrition and physical fitness activities. In addition, all Honor Rows youth pledge to remain free from illegal drugs, alcohol and tobacco. Nearly 4,300 seats will be awarded in 2009 to approximately 40 nonprofit agencies. A volunteer committee reviews all Honor Rows proposals. At the game, participants



ADMIN

COACHES

STAFF

PLAYERS

HISTORY

RECORDS

MISC.



receive a meal, Honor Rows t-shirt and hat, and special recognition by the Weavers and fans. The United Way of Northeast Florida mobilizes game-day volunteers who ensure the overall safety and enjoyment of the participants.

In addition to the Honor Rows, the Jaguars Foundation awards seats to other charitable organizations that meet guidelines, including HabiJax for volunteer recognition; the U.S. Navy "Sailors Aweigh" program for youth whose parents are on deployment, inner-city youth football associations, and Ronald McDonald House guest families. In total, nearly 11,800 seats are allocated each season for charitable purposes with an in-kind value exceeding \$430,000.

THE OFFICIAL PLAYBOOKS® READING PROGRAM: Through a partnership with Diet Pepsi, the Jacksonville Public Library and the surrounding counties' local public libraries, this award winning innovative program inspires young people to read. The Official Playbooks booklet features Jaguars owners, coaches, players and cheerleaders. It contains activities for children, tips for parents and book recommendations for youth of all ages. Youth can pick up a copy of Playbooks during the football season at any area public library. Playbooks can also be accessed year-round at www.jaguars.com.



Many of the Foundation grants include reading components. Additionally, since 2003, through a partnership with the nonprofit FIRST BOOK, major book publishers and local co-sponsors, the Jaguars Foundation has distributed more than 450,000 new children's books into the homes of low-income families as part of Mayor Peyton's goal to distribute one million books to Jacksonville's children.

CHILDHOOD OBESITY PREVENTION: In partnership with Baptist Health/Wolfson Children's Hospital, the Jaguars Foundation is addressing the risks of poor nutrition and lack of physical fitness which can lead to childhood obesity. The partnership has two components. First, in partnership with the Duval County Public Schools, two fitness curriculums created by the NFL and the American Heart Association, entitled "What Moves U," and "Play 60," offer hands-on educational activities to 6th grade students in select schools designed to prevent and reduce the occurrence of childhood obesity. Secondly, Baptist Health and the Jaguars Foundation are providing more than \$500,000 in youth anti-obesity grants over three years to community non-profits offering promising programs to help youth become more active and improve healthy eating.



ANTI-TOBACCO INITIATIVE: The team and the Foundation have taken a nationally recognized leadership position in the local and professional sports community against tobacco use. The signature "Jaguars Don't Smoke" logo, showing a vibrant Jaguar squashing a pack of cigarettes under its paw, appears on the scoreboard and signage throughout the stadium; Jaguars' publications and autograph cards; and on television. The stadium has never engaged in tobacco advertising or product sales. The Jaguars set an exceptional precedent as the first team in the NFL to have tobacco advertising removed from their game-day program, since followed by the entire league.



AWARDS AND RECOGNITION: The Jaguars Foundation was the proud recipient of the 2006 Steve Patterson Sports Philanthropy Award from The Robert Wood Johnson Foundation and the Sports Philanthropy Project for outstanding leadership in philanthropy in professional sports, both for our work in Jacksonville and our leadership in guiding other professional teams in the development of grant making and other programs in their local markets. The Foundation's Straight Talk program received the 2005 Wilmer Shields Rich Bronze Award for Excellence in Communications by the Council on Foundations. In 2003, the Jaguars Foundation was named Jacksonville's Outstanding Foundation by the Association of Fundraising Professionals—Florida First Coast Chapter, and also received the Governor's Community Investment Award in recognition of its juvenile justice crime and youth violence prevention programs for youth. Other awards include: Florida Department of Education's Commissioner's Business Recognition Award (2001); Bridge Builder Award (1997); WTLV-12 Top of the Class Award (1996) for Playbooks; Governor's Community Investment Award (1996) for Honor Rows, and Grantmakers in Health Award (1996 and 1995). The Jaguars Foundation's innovative programs have been recognized in national media, including the January/February 2005 issue of FOUNDATION News and Commentary, as well as in articles in The New York Times, Forbes Magazine, Grantsmanship Center Magazine, St. Anthony Messenger, ESPN and the "Osgood File" radio program.

SPONSORS: The Jaguars Foundation's programs are supported in part by partnerships with Blue Cross Blue Shield of Florida, Baptist Health/Wolfson Children's Hospital, and Diet Pepsi.

Jacksonville Jaguars Foundation
One Stadium Place
Jacksonville, FL 32202
633-KIDS • 633-LOVE (fax)
www.jaguars.com/foundation

QUALITY EDUCATION FOR ALL
THE KEY TO JACKSONVILLE'S FUTURE



ADMIN

COACHES

STAFF

PLAYERS

HISTORY

RECORDS

MISC.

DELORES BARR WEAVER CHAIR/CEO, JAGUARS FOUNDATION



Delores Barr Weaver, a native of Columbus, Georgia and co-owner/partner of the Jaguars, is a woman possessed by the opportunity to make a difference in her adopted hometown of Jacksonville. Delores has a sincere interest in many areas of need and through the Weaver Family Foundation, she and husband, Wayne, have supported the work of many local agencies. The Weavers have been married 54 years and have two children, Brad and Leigh, a twenty-year-old granddaughter, Morgan and a seven-year-old grandson, Nash. Leigh and her friend, Beau Gage, are the artists of TOUCHDOWN, the 16' long and 6' high bronze jaguar that stands outside the Touchdown Club located on the west side of Jacksonville Municipal Stadium.

Delores is committed to helping families and young people in the Jacksonville community lead self-sufficient, meaningful lives. Under her leadership, all seven local television stations and their affiliates along with Comcast Cable, Cox Radio, Clear Channel Radio and Outdoor, as well as the local newspaper and their website Jacksonville.com, have joined in partnership to address the problem of teen pregnancy, AIDS, and increased male responsibility. Teen pregnancy is a major personal concern for Delores and is being addressed by the Foundation and local media in the effort to develop a quality prevention program for teens and to heighten awareness of adults in Jacksonville. The annual Straight Talk program is broadcast each May during National Teen Pregnancy Prevention Month. In addition, the Jaguars Foundation, in partnership with the Weaver Family Foundation, also awarded in excess of \$1.9 million dollars in grants to local programs specifically addressing the issue of teen pregnancy and sexually transmitted disease.

When asked about being a member of the public speaking circuit, Delores laughs and says, "It is interesting to note that until November 30, 1993, no one seemed to care what I was interested in, what good work I might be doing or

what I had to say." Then she gives the credit to the Jaguars who "open the doors and I must walk through as many as I can." As to accomplishments, Delores is most proud of the J a g u a r s

Foundation and the impact it has made on behalf of economically and socially disadvantaged children in the greater Jacksonville area. For Delores, the Foundation was a dream come true in September, 1994. In March 1995, six months before the Jaguars played their first game, grants to eight local agencies in the amount of \$140,000 were made and through December, 2008, the Foundation has allocated more than \$11.9 million in grants. When talking about the Foundation, Delores is quick to credit her Jaguars partners for their generous financial support and staff for their commitment to supporting programs that will have a long-term impact.

In addition to her concerns for Jacksonville's children, Delores has set a personal goal to help level the playing field of life for women and minorities. She is dedicated to eliminating racism, sexism and classism from the hearts, minds and vocabulary of our society.

Locally Delores served on the Governing Board of WJCT Public Broadcasting from 1996 to 2004 and is now an Honorary Board Member while serving on the WJCT Foundation Board. She is also Trustee Emeritus of the United Way of Northeast Florida and supports the Cathedral Arts Project, Inc., Communities in Schools, Dreams Come True, Ronald McDonald House, The Bridge of Northeast Florida and Communities in Schools as a member of their Advisory Boards.

As a very concerned citizen in regard to public education, she and husband, Wayne, committed \$1.2 million to bring Teach for America and 50





of its teachers to Jacksonville for the 2008/09 and 2009/10 school years. The community will again this summer welcome 50 teachers for the 2009/10 and 2010/11 school years. After a ten year tenure as a Board of Trustees member of the Community Foundation, Delores serves as a member of its Quality Education for All Forum. She also serves on the Board of Trustees of the newly formed Jacksonville Public Education Fund and has made a five year commitment of funding for this work to help ensure a quality education for all Duval County children.

Delores is a staunch supporter of the four local domestic violence shelters: Betty Griffin House, Hubbard House, Micah's Place and Quigley House, as well as Planned Parenthood, and is a member of the Women's Giving Alliance.

She served as Chair of the Delores Barr Weaver Golf Tournament benefiting HabiJax, Jacksonville's affiliate of Habitat for Humanity from 1996-2006. The tournament sponsored 65 houses, representing a cash contribution in excess of \$2.2 million. In addition, Delores is the Founder of FRIENDS of HabiJax. Through the Florida Sales Tax Refund Program to build low-income housing, a total of 25 organizations are designated Charter Members of FRIENDS and together they have sponsored 149 houses with an additional 5 houses by other FRIENDS entities for a total of 154 houses. The golf tournament and FRIENDS sponsored a total of 219 houses, representing a cash contribution to HabiJax in excess of \$7.9 million. Delores says, "We can build houses for children, but then we must pray they will have a family to make it a home."

Under Delores' guidance, the Weaver Family Foundation has contributed \$21 million to Jacksonville agencies and organizations, of which \$2M has been contributed to United Way of Northeast Florida. The Weavers also contributed \$1 million to United Way of America for designated programs directed toward Hurricane Katrina Relief.

Nationally, Delores is a member of the Governing Boards of NFL Charities, New York, Taste of the NFL/Hunger Related Events, Minnesota, the Dana-Farber Cancer Institute and the Dana-Farber Marathon Challenge, Boston. Delores and Wayne created the Claudia Adams Barr Program in Basic Cancer Research at the Dana-Farber in memory and honor of her mother who lost her battle with cancer in 1957. Delores refers to cancer as her only known enemy and believes the answer to cures, and the eventual elimination of that dreaded disease, will be found at the workbench of research. The Weavers were instrumental in creating the Marathon Challenge, which provides an opportunity for participants in the Boston Marathon to raise funds for the work of the Barr Program. Since its inception in 1990, the Challenge has raised over \$42 million.

And yes, Delores was a football fan long before the Jaguars; she has not missed a game in the fourteen year franchise history, and readily admits she is both nervous and excited on game day. She knows the best is yet to come on both the field of life and the football field.

ADMIN

COACHES

STAFF

PLAYERS

HISTORY

RECORDS

MISC.

PETER RACINE
EXEC. DIRECTOR, JAGUARS FOUNDATION



Peter Racine manages the philanthropic arm of the Jaguars, administering grantmaking and other programs for the Jaguars Foundation. Prior to joining the Foundation in September of 2000, Racine was Executive Director of the Northeast Florida Exchange Club Center for the Prevention of Child Abuse. From 1987 to 1992, he established an emergency shelter, medical clinic and other social service programs for Honduran street children as Executive Director for Covenant House in Honduras, Central America. He also helped begin Covenant House programs for homeless and runaway youth in Houston and Toronto, and worked at their New York City homeless and runaway youth shelter.

Racine has been a partner in various national and international initiatives, including The Community Partnership for Protecting Children with the Edna McConnell Clark Foundation; Early Childhood Violence Prevention Project with the U. S. Centers for Disease Control and Prevention; Outreach to Urban Street Children with the European Economic Community; and the Sports Philanthropy Project with The Robert Wood Johnson Foundation.

Racine received his B.A. at Rutgers University in New Jersey, and his M.T.S. at Catholic Theological Union in Chicago. He, his spouse Kelly and daughter Miriam reside in Jacksonville.

FOUNDATION BOARD — Delores Barr Weaver (Chair/CEO), Lawrence J. DuBow (Treasurer), Elizabeth P. Petway, J. Wayne Weaver and Peter M. Racine (ex officio).

COMMUNITY ADVISORY BOARD — The Honorable Brian Davis, Circuit Court Judge, Nassau County; Elizabeth Means, R.N., Vice President, Community Relations and Education (retired), Shands Jacksonville; Pamela Y. Paul, Community Volunteer; Melanie Patz, Vice President of Community Impact, United Way of Northeast Florida; and Nina Waters, President, The Community Foundation.

HONOR ROWS VOLUNTEER COMMITTEE — Keri Corey, Richard Feacher, Noah Henderson, J. Greg Hurst, William Keator, Janet Owens, Sashi Brown, Kenneth Reddick, and Matthew Schellenberg.

STRAIGHT TALK ADVISORY COMMITTEE — John Montgomery, M.D., Blue Cross Blue Shield of Florida; Isaac Delke, M.D., Shands; Linda Dinerman, M.D. and Valerie de la Torre.

FOUNDATION STAFF - Peter M. Racine (Executive Director), Angela Means (Administrative Assistant), and Bonita Doll (Executive Assistant to Delores Barr Weaver).



JAGUARS PARTNERS

ADMIN



J. WAYNE WEAVER



DELORES BARR WEAVER



DERON L. CHERRY

COACHES

STAFF

PLAYERS



LAWRENCE
(LAURIE) J. DuBOW



PRESTON H. HASKELL



W.A. (SANDY)
McARTHUR

HISTORY

RECORDS



THOMAS F. PETWAY III



DAVID M. SELDIN



RONALD M. WEAVER, SR.

MISC.

QUALITY EDUCATION FOR ALL
THE KEY TO JACKSONVILLE'S FUTURE



WAYNE WEAVER

CHAIRMAN AND CHIEF EXECUTIVE OFFICER



The Jacksonville Jaguars celebrate the franchise's 15th season in 2009. Under Wayne Weaver's direction the team ranks ninth in the NFL and sixth among AFC teams during its history, with a record of 118-106 in the regular season. The Jaguars quickly became the most successful expansion franchise in NFL history after joining the league in 1995, advancing to the playoffs four times in the first five seasons with two division titles and two appearances in the AFC Championship game during that time.

Entering 2009 the Jaguars are coming off a busy offseason which saw the promotion of Gene Smith to General Manager, and a series of roster moves made with the intent of competing every season for a division crown and playoff berth.

"We have made some tough decisions and some significant moves this year," Weaver explained, "and every one of them was made in the interest of competing at the highest level. We have re-emphasized character and accountability on our team, and that theme will continue through the process of building this roster. We want to always represent Jacksonville well, both on the field and in our community."

Last season the Jaguars finished 5-11 despite injuries that resulted in just four players starting all 16 games, and a total of 15 players were on injured reserve at the end of the year. Early-season wins against Indianapolis, Houston and Denver over a four-week span were positive signs, as was a late-season victory against Green Bay.

Weaver and his partners surprised the football world by winning an NFL expansion franchise for the city of Jacksonville on November 30, 1993. In 1994 Weaver presided over the building of one of the NFL's showpiece stadiums, and in the 1995 inaugural season the expansion team took the field.

In 1996 Weaver saw his young team win seven consecutive late-season games, including two playoff victories in Buffalo and Denver, and advance to within one win of the Super Bowl. That year's playoff victory over the Broncos is regarded as one of pro football's greatest upsets.

The 1997 Jaguars won 11 games, more than any third-year NFL team had ever won, and in 1998 the Jaguars claimed their first AFC Central division title as the franchise hosted its first-ever home playoff game. In 1999 the Jaguars finished with the NFL's best record, a 14-2 regular season mark, as the team hosted the AFC Championship game in Jacksonville in its fourth straight playoff appearance.

The Jaguars returned to the playoffs under Jack Del Rio in 2005 and 2007, the team's fifth and sixth playoff berths.

The 2005 squad posted a 12-4 record before losing in New England in January. In 2007 the Jaguars went 11-5 and advanced to the second round of the playoffs, claiming the team's first postseason win in seven years. The Jaguars' Wild Card victory over the Steelers marked the first time in league history that a visiting team won in Pittsburgh twice in one season. The promising campaign ended, however, the following week in a Divisional Playoff loss to the unde-

"We have made some tough decisions and some significant moves this year, and every one of them was made in the interest of competing at the highest level. We have re-emphasized character and accountability on our team, and that theme will continue through the process of building this roster. We want to always represent Jacksonville well, both on the field and in our community."

— Wayne Weaver

feated Patriots.

In hosting Super Bowl XXXIX in Jacksonville on February 6, 2005, Weaver put an exclamation point on the first decade of NFL football in Jacksonville. The smallest city to host the league's crown jewel, Jacksonville saw its leaders and citizens rally together to create a successful and memorable Super Bowl experience.

A highly successful entrepreneur throughout his business career, Weaver brought with him to Jacksonville great energy, enthusiasm and keen business acumen. He wanted a model football franchise and a team that would contend for the playoffs in a short time. Weaver serves as the Jaguars' chairman and chief executive officer, overseeing the day-to-day operations of the team while allowing his staff the autonomy to do its jobs. That's the Weaver way, and it has long proven to be a winning way.

But if football is his passion, Weaver also takes pride and joy in his other businesses. He is

ADMIN

COACHES

STAFF

PLAYERS

HISTORY

RECORDS

MISC.



ADMIN

COACHES

STAFF

PLAYERS

HISTORY

RECORDS

MISC.



chairman and the Weaver family is majority owner of Shoe Carnival, Inc., one of the nation's fastest-growing shoe retailers that is based in Evansville, Ind. He also serves as chairman and CEO of Liz Claiborne Shoes, a wholesale distributor to upscale department stores across the country that is headquartered in Jacksonville. Previously Weaver was co-owner, president and CEO of Nine West Group, Inc., the leading designer and marketer of women's footwear.

Throughout his business career, Weaver has maintained a commitment to philanthropic endeavors. Since the awarding of the Jaguars franchise, Wayne and Delores Weaver have focused their charitable efforts through the Weaver Family Foundation and the Jaguars Foundation.

Weaver is a member of three NFL commit-

tees, serving as chairman of the Business Ventures Committee while also serving on the Finance and Investment Committees. He is past chairman of the Fashion Footwear Association of New York, and also served on the boards of Stein Mart, the Jacksonville Zoo, the Cummer Museum of Art and Gardens, and the Alliance for World Class Education.

Weaver was born on January 14, 1935 in Columbus, Ga. A high-school graduate, he rose through the ranks of Brown Group, Inc., a major St. Louis-based shoe company. After serving as senior vice president, he departed in 1978 to become president and CEO of Nine West.

Wayne and Delores live in Jacksonville. They have been married for 54 years and have a daughter Leigh, a son Bradley, and two grandchildren, Morgan and Nash.

WHY JAGUARS?

Finalists in the contest to name the NFL's expansion team in Jacksonville included Sharks, Stingrays and even Panthers, but it was "Jaguars" that was ultimately selected and announced on December 6, 1991. Utilizing the services of the marketing experts from NFL Properties' Creative Services division and with the partners of Touchdown Jacksonville!, the enthusiastic fans of Jacksonville finally had a name to call what just less than two years later would become the 30th franchise to join the NFL.

Although thousands of entries were received when a contest was held to name the team, a majority of hundreds agreed with the name "Jacksonville Jaguars." Of those who submitted the name Jaguars, Jacksonville resident Ray Potts was randomly selected as the contest winner and for his contribution was provided a trip to the Super Bowl that year.

Considered the most aggressive and feared big cats in North America, the Jacksonville Jaguars look to pay tribute to their namesake in championship form.



PAUL VANCE

SENIOR VICE PRESIDENT, FOOTBALL OPERATIONS/GENERAL COUNSEL



Paul Vance was promoted to senior vice president football operations in November 2001 after serving as general counsel to the team since the inception of the Jaguars. Vance is responsible for the Jaguars' salary cap strategy and planning and player contract negotiations. He also oversees the team training and medical functions, the team video and equipment departments and team travel and logistics. In addition, he is responsible for all aspects of the Jaguars' legal needs and assists owner Wayne Weaver on relations with the NFL involving legal and football matters.

From 2001 on, Vance has been responsible for the negotiation of all veteran, rookie and free agent contracts, working with the coaching and player personnel departments to coordinate the roster building decisions and maintain salary cap as well as cash management strategies.

In 2002 he was credited with developing the plan to solve the Jaguars salary cap problems. The plan involved the drastic but necessary decision to offer Pro Bowl tackle Tony Boselli, Gary Walker and Seth Payne to the Houston Texans in the Expansion Draft, as well as the implementation of fiscal restraint in player contracts and acquisition for the 2002 and 2003 seasons.

As of 2004, the Jaguars have emerged with one of the healthiest cap situations in the NFL and have continued in this manner to date.

After the coaching change was announced at the end of the 2002 season, he assisted owner Wayne Weaver in the identification and interview of prospective candidates. The process led to the signing of head coach Jack Del Rio. Through 2008, the Jaguars reestablished the team as a consistent

contender in the AFC South, twice making the playoffs and winning a playoff game in Pittsburgh in the 2007 playoffs.

Vance has been with the Jaguars since July 1994, following 21 years in private law practice in Connecticut. While there, he represented Wayne Weaver and the Jaguars during the expansion process. Since coming to Jacksonville, he has been of counsel with the Jacksonville office of Foley & Lardner, which serves as the primary law firm of the Jaguars.

He graduated from the University of Rochester in 1969 with a degree in economics. While at Rochester, he played baseball and captained the school's basketball team. He received his J.D. in 1973 from Columbia, where he was a Harlan Fiske Stone Scholar.

Among his community activities, he is a member of the Advisory Board of Florida Coastal School of Law, and has served on the boards of the Jacksonville Museum of Science and History and the MaliVai Washington Kids Foundation. He is a past member of the Business Advisory Council of the University of North Florida's Coggin School of Business and the Alliance for World Class Education. He has also served as a member of the steering committee of Downtown Visions, Inc., which successfully organized a business improvement district in downtown Jacksonville. A native of Buffalo, N.Y., Paul and his wife, Jane, live in Jacksonville. They have four children: daughters, Kerry and Jamie, and sons, Jordan and Derek.

BILL PRESCOTT

SENIOR VICE PRESIDENT, STADIUM OPERATIONS/CHIEF FINANCIAL OFFICER



Bill Prescott is the senior vice president, stadium operations/chief financial officer for the Jaguars. He is responsible for managing the Jaguars areas of Jacksonville Municipal Stadium as well as stadium concession operations on a year-round basis. Prescott serves as the liaison for the Jaguars and the City of Jacksonville on lease matters and SMG facility and game day operations issues.

Prescott oversaw the design and construction of the recent \$63 million renovation of Jacksonville Municipal Stadium. All of the renovations were completed in time for Super Bowl XXXIX, which was played on February 6, 2005.

As CFO, he oversees the financial operations and information technology of the team. Prescott interacts with the NFL on financial and business matters. He also serves on an NFL committee to review the best practices of financial and business operations.

Prescott is also responsible for the financial operations of other Wayne Weaver-related entities,

such as the DAR Group, the Jacksonville Jaguars Foundation and the Weaver Family Foundation. He has been involved with the Jaguars since their inception and has also handled the Weavers' finances since 1980.

A native of the Bronx, N.Y., Prescott is a graduate of Pace University with a degree in accounting and a master's degree in taxation. Prescott is a member of the executive board and treasurer of Visit Jacksonville, a professor at the University of Phoenix, and former chairman for the Mohawk District of the Boy Scouts of North Florida, an urban scouting program serving the at-risk youth of Jacksonville. Prescott was born May 7, 1956. He has two sons, Christopher and Michael and a step-daughter Nikki. He and his wife, Kim, live in Ponte Vedra Beach.

ADMIN

COACHES

STAFF

PLAYERS

HISTORY

RECORDS

MISC.



ADMIN

COACHES

STAFF

PLAYERS

HISTORY

RECORDS

MISC.

TIM CONNOLLY

SENIOR VICE PRESIDENT, BUSINESS DEVELOPMENT

Tim Connolly joined the Jaguars in March of 2003 as the team's Vice President of Development. He was responsible for the Jaguars' Super Bowl XXXIX project, an initiative to help fund the capital improvements to Jacksonville Municipal Stadium for the 2005 Super Bowl. In October of 2004, Connolly was named senior vice president, business development and now directs the ticket sales/marketing, ticket operations/customer service, and the special events teams in addition to developing and sustaining new branding and business opportunities.

Connolly previously spent two years with the Minnesota Vikings and seven years with the Kansas City Chiefs. He served as executive vice president and general manager of the Vikings in 1998 and '99. The Vikings posted a 25-7 regular season mark (the most Vikings wins ever in back-to-back seasons), earned two playoff appearances and participated in the NFC championship game (1998 season). While a member of the Kansas City Chiefs' front office from 1989 through 1995, the Chiefs won 72 regular season games and three playoff games. The Chiefs posted an 8-7-1 record in 1989; only their second winning season in 15 years, and then earned six consecutive playoff appearances between 1990-1995, including the AFC Championship Game in 1994. During this six year stretch, the Chiefs recorded more wins and playoff appearances than in any other six-year period in Chiefs history.

Connolly is recognized in NFL circles for building strong front office teams and delivering record-level stadium revenues. In 1999, the Vikings sold the most

season tickets in the franchise's 39-year history - 16,000 more than the previous season. In Kansas City, Connolly served as the Chiefs' executive vice president and chief operating officer. He played a key role in the franchise's turnaround effort. When Connolly arrived in Kansas City in 1989, the Chiefs had 25,000 season ticket owners and an average attendance of 47,500 per game. By 1991 Arrowhead Stadium reached sold-out status, beginning a consecutive sell-out streak that has reached 100-plus games. By 1994 the Chiefs led all NFL teams in attendance, and would continue to do so through the end of the decade, averaging almost 77,000 per game.

Connolly began his business career with the IBM Corporation and was recognized frequently as a top sales performer and manager. In January of 1986 he was named president and CEO of Bell Atlantic's Cellular Phone Company. In 1987 Bell Atlantic (now Verizon) became the first major cellular company in the world to achieve profitability.

Connolly is a graduate of George Washington University, is very active in the community and has served on several boards including the Ronald McDonald House (Jacksonville, FL and Washington, D.C.) and the Governors Small Business Advisory Board (New Jersey).

A native of San Diego, Calif., Connolly resides in Jacksonville with his wife.



DAN EDWARDS

VICE PRESIDENT, COMMUNICATIONS AND MEDIA

Dan Edwards, the Jaguars' vice president of communications and media, is in his 16th year with the Jaguars and his 26th NFL season. He is responsible for overseeing all aspects of the Jaguars' communications division, which includes media relations, community relations, publications, broadcasting, and the team's web site, www.jaguars.com.

Edwards joined the Jaguars on May 4, 1994 following nine years with the Pittsburgh Steelers, the last seven as public relations director. In 2003 the Jaguars' community relations department and Internet content were added to his responsibilities when he was promoted to vice president. He is one of 14 current staff members who have been with the franchise for 15 years, beginning in 1994.

Previously the public relations director for the Steelers (1987-93), Edwards began his career in 1984 as a public relations intern in the NFL office in New York. He spent the 1984 football season working in publicity for the Miami Dolphins before joining the Steelers in 1985. He has also worked for the NFL on its Super Bowl PR staff at 21 of the past 24 Super Bowls in addition to the 1990 Pro Bowl.

Prior to entering the NFL, Edwards worked in professional baseball as an administrative assistant with the Eugene (Ore.) Emeralds, a single-A affiliate of the Cincinnati Reds. He played football and baseball for Montgomery College (Md.) before transferring to the University of Oregon.

Edwards received his undergraduate degree in business administration/management from the Lundquist College of Business at the University of Oregon in 1981, and a master's degree in sports administration/facility management from Ohio University in 1984. In 2004, he attended the NFL-Stanford Program for Managers at Stanford University. Edwards currently serves as an adjunct professor in sport communication at the University of North Florida, and he is a member of the Leadership Jacksonville class of 2009.

Born January 15, 1959, in Denver, Edwards and his wife Tricia have four children: sons Christian and Preston and daughters Danielle and Victoria.



American coach of Jacksonville

"Where Quality & Service are #1"



- Largest Fleet in the State
- Group Charter Service
- Convention & Employee
- Shuttle Service

- Airport Transfers
- Extensively Trained Drivers & Staff
- Cellphone & GPS Equipped
- Audio & Video/DVD Equipment

**CELEBRATING
OUR 34TH YEAR
OF EXCELLENCE**

www.americancoachlines.com

"Exclusive Motor Coach Provider
of the Jacksonville Jaguars"



904 355-9999

800 488-6876

QUALITY EDUCATION FOR ALL
THE KEY TO JACKSONVILLE'S FUTURE

American Coach Lines of Jacksonville, FL
3501 W. Beaver Street, Jacksonville, FL



JACK DEL RIO

HEAD COACH

NFL: 24TH SEASON

JAGUARS: 7TH SEASON



Jack Del Rio is one of just nine current NFL head coaches to earn 50 wins, posting a 50-46 mark through six seasons with the Jaguars. Tied for fifth among active head coaches in continuous service to his current team, he is in his seventh season leading the Jaguars in 2009. Appointed in 2006 to serve as a member of the NFL Coaches Sub-committee to the powerful NFL Competition Committee, Del Rio has participated in many hours of committee meetings and discussions devoted to the advancement of the game.

From 2003-08 the Jacksonville defense ranked sixth in the NFL in yards allowed (305.2 per game) and fifth in points allowed (19.0), while the offense ranked fourth in rushing yards (131.1) and third in fewest turnovers (138) under Del Rio. The Jaguars are one of only six teams to rank in the top 13 in both offense and defense since 2003.

"We have spent the offseason re-setting the roster and working on developing ways to become a team again," Del Rio said of his 2009 squad. "With a renewed emphasis on selflessness, teamwork and accountability we will play tough, smart football and strive to compete and win."

Now in his 24th year in the NFL and his 13th season coaching, Del Rio was named the second head coach in Jaguars history on January 17, 2003. He has played for, coached with, and learned from some of the best coaches in all of football. He was recruited to play at Southern California by John Robinson, and in the NFL he played under Bum Phillips, Jim Mora, Frank Gansz, Jimmy Johnson and Dennis Green.

Among other notable coaches he teamed with during his 11-year NFL playing career are Dom Capers, Dave Campo, Dave Wannstedt, Tony Dungy, Monte Kiffin, Tom Moore, Norv Turner, Butch Davis and Mike Tice. As an assistant coach for six seasons, Del Rio worked on the staffs of Hall of Famer Mike Ditka, Super Bowl winner Brian Billick, and Super Bowl participant John Fox. Del Rio has also worked on winning teams with Marvin Lewis, Mike Nolan and Mike Smith.

Del Rio, 46, had the second-longest playing career among the league's nine current head coaches to play in the NFL. The others are Mike Singletary (12 years), Jim Zorn (11), Gary Kubiak (9), Ken Whisenhunt (9), Dick Jauron (8), Jeff Fisher (5), Sean Payton (1) and Tom Cable (1).

In 2008 the Jaguars battled through injuries from the beginning of the season but finished 5-11 despite having just four players start all 16 games and a total of 15 players on injured reserve at the end of the year. Among the highlights, however, were early-season wins against Indianapolis, Houston and Denver over a four-week span, and a late-season victory against Green Bay.

The Jaguars posted an 11-5 record in 2007 to earn their second playoff berth in three years, in addition to earning the franchise's first playoff win

since the 1999 season. The Jaguars also became the first team in NFL history to win in Pittsburgh twice in one season. The offense averaged 357.4 yards per game to rank seventh in the league while scoring a team-record 411 points including at least 24 points in 10 consecutive games. With an all-time low in penalties, the offense had a team-record seven games with 400 or more yards while the defense held opponents to 17 points or less in 10 games.

Del Rio led the 2006 Jaguars to their third consecutive non-losing season, posting a record of 8-8. The team finished 5-3 against playoff teams and suffered seven losses by seven points or less. Among the highlights were a team-record 2,541 rushing yards (158.8 per game), just 30 sacks allowed on offense, and a 375-yard rushing performance on Dec. 10 against the Colts - tied for the third-best in NFL history. The defense registered the highest ranking in team history at second overall, made a team-record 20 interceptions, and posted two shutouts.

In 2005 the Jaguars won eight of their last nine regular season games, including four straight on the road, en route to a 12-4 record and a Wild Card playoff berth. The league's sixth-ranked defense was sixth in points allowed and had 19 defensive interceptions. On offense the team increased scoring by 100 points over the previous year and had a team-record and NFL-low six interceptions thrown. The unit ranked fifth in the league in time of possession and second in turnovers.

In 2004 Del Rio posted the team's first winning record in five seasons along with a second-place finish in the division, the team's highest since 1999, in leading the Jaguars to a 9-7 mark. Highlights were first-ever road wins at The Coliseum, the RCA Dome and Lambeau Field. The defense led the league in red zone efficiency, ranked seventh in scoring defense, and finished 11th in yards allowed. The special teams, which ranked last in the NFL the year before, jumped 16 spots to rank 16th.

In taking over the Jaguars in 2003, Del Rio was the architect of a defense that improved to sixth overall in the NFL and second against the run. He inherited a team that had not been in the top 10 in total defense since 1999, ranking just 20th in 2002. Del Rio's defense allowed only one 100-yard rusher in 2003, while the offense gave up just 28 sacks, the fewest in team history, and Fred Taylor rushed for a team-record 1,572 yards. The Jaguars' 5-11 record included six losses by seven points or less.

The immediate improvement on defense was no coincidence as Del Rio was only one year removed from taking the Carolina Panthers defense from last in the league to second overall as defensive coordinator of the Panthers in 2002. Coming off a 1-15

ADMIN

COACHES

STAFF

PLAYERS

HISTORY

RECORDS

MISC.



season, the Panthers defense allowed 290.4 yards per game, led the NFL in fewest rushing yards per attempt, and ranked second in fewest yards per play, third down efficiency, and sacks. The Panthers allowed the fifth-fewest points in the league, did not allow a 300-yard passer, and didn't yield a 100-yard rusher until the season finale.

From 1999 to 2001, Del Rio served as linebackers coach for the Baltimore Ravens, helping the team win Super Bowl XXXV over the New York Giants. For those three years, during which the Ravens finished second in total defense three times, Del Rio coached the talented linebacker corps featuring Peter Boulware, Jamie Sharper and Ray Lewis, the NFL's Defensive Player of the Year in 2000 and the MVP of Super Bowl XXXV. During the Ravens' 2000 season the defense set the NFL 16-game record by allowing only 165 points and recording four shutouts, one shy of the post-1970 record. The group also led the NFL with 49 forced turnovers. In the playoffs the unit allowed just one touchdown in four games.

Del Rio began his coaching career in New Orleans under Ditka, spending two seasons with the Saints as assistant strength coach in 1997 and linebackers coach in 1998.

Drafted in the third round (68th overall) by the Saints in 1985, Del Rio was named to the NFL's All-Rookie team and earned the Saints' Rookie of the Year award. Following two seasons in New Orleans (1985-86), he played for the Kansas City Chiefs (1987-88), Dallas Cowboys (1989-91) and Minnesota Vikings (1992-95). He led the Vikings in tackles three straight years and played in the Pro Bowl following the 1994 season. Del Rio finished his career with 1,078 tackles, 12 quarterback sacks, 13 interceptions and more than 100 consecutive starts between 1989 and 1994. He went to the playoffs once with the Cowboys and three times with the Vikings.

Del Rio was a four-year starter from 1981-84 at Southern California, where he earned consensus All-America honors as a senior and was runner-up for the Lombardi Award. The Trojans were 30-15-1 during his four seasons, three times ranked among the top 15 teams in the country. He played in the 1982 Fiesta Bowl and was co-MVP of the 1985 Rose Bowl. He led the Trojans in tackles for a loss three years in a row and played in the East-West Shrine Game and the Japan Bowl. Del Rio finished his college career with 340 tackles, 58 tackles for loss, five fumble recoveries and one interception.

Drafted out of high school by the Toronto Blue Jays in 1981, Del Rio batted .340 while playing catcher on Southern California's baseball team in 1983 and '84. He was a teammate of current San Francisco Giants pitcher Randy Johnson and former major league slugger Mark McGwire.

A graduate of Hayward (Calif.) High School, the alma mater of Bill Walsh, Del Rio starred in football, baseball and basketball. He holds a political science degree from the University of Kansas, which he earned while playing for the Chiefs. Born April 4, 1963 in Castro Valley, Calif., he and his wife, Linda, have three daughters, Lauren, Hope and Aubrey, and a son, Luke.

JACK DEL RIO FOUNDATION:

The Jack Del Rio Foundation was established in June of 2008 to help improve the lives of children in Northeast Florida by assisting programs that aid in the development, education and enrichment of our youth. The inaugural Jack Del Rio Foundation VIP Celebration and Celebrity Golf Tournament took place in October of 2008 at



Something Greater Than Self.

TPC Sawgrass. Proceeds from the event resulted in grants which were awarded in November to Seamark Ranch, Big Brothers/Big Sisters, Cathedral Arts Project, and the Community Asthma Partnership at Wolfson Children's Hospital. More information about the foundation is available at www.jackdelriofoundation.com.

PHILANTHROPY: In addition to the work of their foundation, the Del Rio family has been extremely active in Jacksonville since arriving in 2003. Together they have been instrumental in raising and distributing money for numerous organizations. The family supports the American Cancer Society and is a member of The Laureate Society of Jacksonville.

The Del Rios raised funds for the Seamark Ranch through sales of the 2003 JagNet Cookbook and through the 2004 Jack Del Rio Charity Golf Classic. A list of organizations and events the family has supported includes the American Cancer Society Relay for Life, Freedom Alliance Fund, Wolfson Children's Hospital, St. Jude Children's Hospital, St. Vincent's Hospital, Leukemia Lymphoma Society, Families First, The Salvation Army, Cystic Fibrosis, The Ronald McDonald House, Devereaux Day School, St. Catherine Labourer Manor, and Hubbard House. Del Rio participated in the 2006 Murray Brothers Caddyshack Charity Golf Tournament in St. Augustine to benefit St. Vincent's Foundation Mobile Health Outreach Ministry and Brave Kids.

In 2007 Del Rio was named to the University of North Florida Brooks College of Health Dean's Council. In addition, Del Rio supports numerous charities in his hometown of Hayward, Calif., and New Orleans, La., where he spent time as a player and coach for the Saints. He serves as honorary chairman for the Hayward High Football Alumni Golf Tournament, an effort headed by a group of former Hayward High School players for the purpose of supporting the academic and athletic development of the young men. In 2007 the group raised nearly \$60,000 and was able to pay for a new weight room, uniforms, and team travel to road games. Last year's goals included supporting the academic development of members of the football team through establishment of a study hall and tutoring program.

BACKGROUND: College: Linebacker, Southern California 1981-84. Pro Career: Linebacker, New Orleans Saints 1985-86, Kansas City Chiefs 1987-88, Dallas Cowboys 1989-91, Minnesota Vikings 1992-95. Pro coach: New Orleans Saints 1997-98, Baltimore Ravens 1999-2001, Carolina Panthers 2002, Jacksonville Jaguars (head coach) 2003-09

ADMIN

COACHES

STAFF

PLAYERS

HISTORY

RECORDS

MISC.



ADMIN

COACHES

STAFF

PLAYERS

HISTORY

RECORDS

MISC.

DIRK KOETTER
OFFENSIVE COORDINATOR

NFL: 3RD SEASON

JAGUARS: 3RD SEASON



Dirk Koetter is in his third season as the Jaguars offensive coordinator. Koetter was named to the post on January 10, 2007. Koetter, known for his expertise of the passing offense, has 27 years of coaching experience.

Prior to joining the Jaguars, Koetter spent nine seasons as a head coach at the collegiate level. He previously served as head coach at Arizona State from 2001-06 and at Boise State from 1998-2000.

During Koetter's stint with the Jaguars from 2007-08, the Jaguars rank 11th in NFL total offense (338.3), sixth in rushing (130.2), ninth in passer rating (88.7), 13th in points per game (22.3) and tied for third with only 21 interceptions thrown.

In his first season with the Jaguars, Koetter directed a record-breaking season by the offense. The Jaguars set the franchise single-season records for points (411, 25.7 avg.), touchdowns (50), touchdown passes (28) and yards per play (5.6). The Jaguars ranked seventh in the NFL in offense (357.4), tied for the second-highest ranking in franchise history. The Jaguars totaled 400-plus yards in a team-record seven games and scored 24 or more points in 10 consecutive games for the first time in team history. Quarterback David Garrard thrived in his first season as the starter as he ranked third in the NFL with a 102.2 passer rating and threw a NFL-low three interceptions. Garrard threw for a career-high 3,620 yards in 2008 including the first two 300-yard games of his career.

Koetter led Arizona State to four bowl games in his six seasons and finished with a 40-34 record. While also serving as offensive coordinator, Koetter helped the Sun Devils average nearly 30 points per game over six seasons and the team was ranked in the top 20 in the nation in passing offense in five of his six seasons.

Koetter molded Arizona State's all-time leading passer in Andrew Walter, its top career receiver in Derek Hagan and the top tight end in Sun Devils history in Zach Miller during his tenure. Walter, who played his final three seasons under Koetter, left as the Pac-10's career leader for touchdown passes with 85, surpassing John Elway who threw for 77 touchdowns while at Stanford from 1979-82. Hagan, who was a third-round pick of the Miami Dolphins in 2006, finished with a school-record 14

career 100-yard receiving games. Miller finished the 2006 season as the school's all-time leader in receptions and receiving yards for a tight end and was one of three finalists for the John Mackey Award.

In 2005, ASU finished second in the nation in total offense, averaging 519.1 yards per game and third in the nation with 373.4 passing yards per game. In 2004, Koetter led ASU to a 9-3 record and finished the season ranked 19th in the Associated Press Poll. After finishing 4-7 in his first season at ASU, Koetter directed the program to an 8-6 mark in 2002 and a berth in the Holiday Bowl.

Prior to taking over ASU, Koetter spent three seasons as head coach at Boise State where he compiled a 26-10 mark and two consecutive bowl victories. He was a two-time Big West Coach of the Year honoree and two-time conference champion. He served two years as the offensive coordinator at the University of Oregon (1996-97).

A native of Pocatello, Idaho, Koetter played four seasons at Idaho State where he was part of the program that won a Division I-AA national championship. Following his graduation, he became head coach at Highland High at age 23 where he compiled a career record of 19-4 and won the 1984 state championship.

He spent the 1985 season as offensive coordinator at San Francisco State and from 1986-88 as offensive coordinator and quarterbacks coach at the University of Texas El-Paso. Prior to taking over at Boise State, Koetter served as offensive coordinator/quarterbacks coach at Missouri from 1989-93 and offensive coordinator at Boston College (1994-95) and Oregon (1996-97).

Koetter, 50, and his wife, Kim, have two daughters, Kaylee and Kendra, and two sons, Derek and Davis.

COACHING BACKGROUND: San Francisco State 1985, Texas-El Paso 1986-88, Missouri 1989-93, Boston College 1994-95, Oregon 1996-97, Boise State (head coach) 1998-2000, Arizona State (head coach) 2001-06, Jacksonville Jaguars 2007-09



ADMIN

COACHES

STAFF

PLAYERS

HISTORY

RECORDS

MISC.

MEL TUCKER

DEFENSIVE COORDINATOR

NFL: 5TH SEASON

JAGUARS: 1ST SEASON



Mel Tucker was named defensive coordinator for the Jaguars on January 24, 2009. Tucker is in his 13th season as a coach, his fifth in the NFL.

Tucker, 37, previously coached for four seasons (2005-08) with the Cleveland Browns. Tucker served as defensive backs coach for three seasons before being promoted to defensive coordinator in 2008. Under Tucker's guidance, the Browns ranked fifth in the NFL from 2005-08 with 73 interceptions and allowed the fourth-fewest completions of 25-plus yards (78).

The 2008 Browns defense ranked 14th in NFL pass defense (204.6) and tied for third with 23 interceptions. The defense finished with 31 takeaways, tied for the third-most in the NFL. Tucker was responsible for the development of two young safeties in 2007 in Sean Jones and Brodney Pool, and two rookie cornerbacks who made an immediate impact. 2007 second-round pick Brandon McDonald tied for sixth in the NFL in 2008 with five interceptions while Jones had four interceptions.

In 2006 the Browns secondary was depleted with injuries, yet ranked 15th in the NFL in pass defense (202.6). The unit lost starters Daylon McCutcheon in training camp and Gary Baxter in week seven, and Leigh Bodden missed seven games with an ankle injury. Jones and Daven Holly tied for the team lead with five interceptions apiece. In his first season with the Browns, Tucker's secondary unit ranked fourth in the NFL in pass defense (179.2).

Prior to joining the Browns, Tucker spent eight seasons on the collegiate level as an assistant coach. Tucker coached for four seasons on Jim Tressell's staff at Ohio State. He coached defensive backs and was co-defensive coordinator during the 2004 season. Two of Tucker's Ohio State players, strong safeties Michael Doss and Will Allen, earned first-team All-America honors, while cornerback Chris Gamble was a second-team All-America selection.

Tucker started his coaching career at Michigan State from 1997-98 as a graduate assistant under Nick Saban. He spent the 1999 season as defensive backs coach at Miami (Ohio) before serving in the same capacity at Louisiana State in 2000 under Saban.

Tucker was a standout basketball and football player at Cleveland Heights High School. He was a four-year letterman as a linebacker at the University of Wisconsin and graduated in 1985 with a degree in agricultural business management. Tucker and his wife, Jo-Ellyn, have two sons, Joseph and Christian.

COACHING BACKGROUND: Michigan State 1997-98, Miami (Ohio) 1999, Louisiana State 2000, Ohio State 2001-04, Cleveland Browns 2005-08, Jacksonville Jaguars 2009

RUSS PURNELL

SPECIAL TEAMS COORDINATOR

NFL: 24TH SEASON

JAGUARS: 1ST SEASON



Russ Purnell is in his first season as the Jaguars' special teams coordinator. Purnell, a 37-year coaching veteran, was named to the post on January 24, 2009.

Purnell has spent 23 seasons in the NFL and is one of 21 NFL coaches to win a Super Bowl with more than one team as he accomplished the feat with Indianapolis (2006) and Baltimore (2000). Purnell has coached six players who earned Pro Bowl honors (Mike Vanderjagt, Indianapolis, 2003; Matt Stover, Baltimore, 2000; Jermaine Lewis, Baltimore, 2001; Rick Tuten, Seattle, 1994; John Henry Mills, Houston, 1996; Craig Hentrich, Tennessee, 1998). Purnell and Jaguars head coach Jack Del Rio served on the same staff in Baltimore from 1999-2001.

Purnell previously served as special teams coach for the Indianapolis Colts under Tony Dungy from 2002-08. In 2008, Colts kicker Adam Vinatieri connected on 20 of 25 field goals and produced a 13th consecutive 100-plus point season. Punter Hunter Smith recorded 53 punts for a 38.7 net average with 23 punts inside the 20. In 2007, punt returner T.J. Rushing tied the franchise record with a 90-yard touchdown return at Oakland on Dec. 16. In 2006, Vinatieri hit 25 of 28 field goals and all 38 PATs for 113 points. The club's field

goal percentage ranked in the top five in the NFL. Terrence Wilkins served as the punt and kick returner for the Colts in 2006 and had an 82-yard punt return against the Jaguars on Sept. 24.

The Colts kickoff return unit ranked 8th in the NFL in 2004 with a 23.4-yard average and ranked 11th yielding a 21.3 kickoff return average. In 2005, the team's coverage units ranked 5th in kickoff return average (20.5) and seventh in punt return average (5.8). Under Purnell's guidance, kicker Mike Vanderjagt (217-248, 87.5 pct.) became the most accurate field goal kicker in NFL history, and he set the NFL record with 42 consecutive field goals from 2002-04. In hitting all 37 field goal attempts in 2003, Vanderjagt posted only the fourth perfect season in NFL history, while earning his first Pro Bowl bid. Vanderjagt earned the Pro Football Weekly Golden Toe Award, the third time in Purnell's career he has tutored the award's winner (Tuten, Seattle, 1994; Stover, Baltimore, 2000).

Prior to joining the Colts, Purnell spent three seasons with the Baltimore Ravens as special teams



ADMIN

COACHES

STAFF

PLAYERS

HISTORY

RECORDS

MISC.

coordinator. Under Purnell's leadership, kicker Matt Stover made the Pro Bowl in 2000, while kick returner Jermaine Lewis was tabbed for the honor in 2001. Stover connected on 93 of 107 field goals from 1999-2001, an 86.9 conversation rate. Lewis had an 84-yard kickoff return for a touchdown in the Super Bowl XXXV win against the New York Giants. Punter Kyle Richardson led the NFL in punts inside the 20 in 1999 (39) and 2000 (35) while leading the AFC in 2001 with 29. Baltimore led the NFL with a 14.8 punt return average in 2000, while Lewis (36-16.1 avg.) had the highest seasonal average for any player with 30-plus returns in NFL history.

Purnell spent four seasons (1995-98) with the Houston/Tennessee Oilers after serving nine seasons (1986-94) with the Seattle Seahawks. With Seattle, Purnell was tight ends/assistant special teams coach in 1987 before taking over the special teams and tight

ends in 1992.

Purnell began his coaching career at Corona del Mar High School in 1972 and coached at Edison High from 1973-81. He joined the Southern California staff as special teams and tight ends coach from 1982-85.

Purnell played center at Orange Coast Junior College and transferred to Whittier College where he served as a graduate assistant in 1970. Purnell was born on June 12, 1948 in Chicago, Ill. He and his wife, Jill, have three children: Timothy and twins Erin and Jonathan.

COACHING BACKGROUND: Corona del Mar High School 1972, Edison High School 1973-81, Southern California 1982-85, Seattle Seahawks 1986-1994, Houston/Tennessee Oilers 1995-98, Baltimore Ravens 1999-2001, Indianapolis Colts 2002-08, Jacksonville Jaguars 2009

MIKE TICE

ASSISTANT HEAD COACH/TIGHT ENDS

NFL: 29TH SEASON JAGUARS: 4TH SEASON

Mike Tice is in his fourth season with the Jaguars as assistant head coach, and his third season overseeing the tight ends. Tice joined the Jaguars on February 1, 2006 after spending 14 seasons with the Minnesota Vikings as a player and coach.

Tice, 50, has 28 years of experience in the NFL with 14 as a player and 14 in the coaching ranks. He has participated in 22 postseason games, including 13 as a coach and nine as a player. He previously served as head coach of the Vikings from 2002-05. The Vikings posted a winning record in three of four seasons under Tice including a playoff berth in 2004.

Jaguars tight end Mercedes Lewis has developed into a major threat in the passing game, finishing with a career-high 41 receptions for 489 yards and two touchdowns in 2008. Lewis was the first Jaguars tight end since Kyle Brady (43, 2002) to have 40-plus receptions in a season and he had the most receiving yards by a Jaguars tight end since 2000 (Brady, 729).

In Tice's three seasons with the Jaguars assisting the offense, the club has finished with the two highest offensive rankings since 2000. The Jaguars have rushed for the two highest totals in team history as they finished with 2,391 rushing yards (149.4) in 2007 and a franchise-record 2,541 (158.8) in 2006.

In 2007, the Jaguars finished the regular season ranked seventh in the NFL in offense (357.4), tied for the second-highest ranking in franchise history. That season the Jaguars set franchise single-season records for points (411, 25.7 avg.), yards per play (5.6 avg.) and touchdowns (50).

The Vikings finished in the top 10 in the NFL for total offense in six of the nine seasons Tice was on the coaching staff. The Vikings set a NFL record for most consecutive games with 300-plus yards of offense (2002-04) with 36.

Tice had been associated with the Vikings since 1992 when he played three seasons (1992-93, 1995) as a tight end. He served as tight ends coach for Minnesota in 1996 and offensive line coach from

1997-2001 before being promoted to head coach.

Tice led the Vikings to the playoffs in 2004 and their first road playoff victory in franchise history with a win at Green Bay. Tice joined Jerry Burns as the only coaches in club history to win their playoff debut. The Vikings set a team record in 2004 for net yards (6,339) and passing yards (4,754). Daunte Culpepper set numerous club passing records and produced one of the finest seasons in NFL history by a quarterback.

The Vikings finished with a winning record in 2003 for the first time since 2000. The Vikings led the NFL in offense for the first time in their history and sent four players to the Pro Bowl. In Tice's first season as head coach in 2002, the Vikings led the NFL in rushing for the first time in team history with 2,507 yards.

As an offensive line coach, Tice tutored five different players (Matt Birk, Jeff Christy, Randall McDaniel, Todd Stuessie, Corey Stringer) to 10 Pro Bowl appearances. In 1998, the offensive line paved the way for a NFL-record 556 points and then-record 41 touchdown passes. Three offensive linemen from the Vikings started in the Pro Bowl in 1998, the first offensive line trio in club history ever selected to the Pro Bowl.

Tice had 107 receptions for 894 yards and 11 touchdowns in his 14-year career. In addition to playing for the Vikings, he spent 10 seasons with Seattle (1981-88, 1990-91) and one season with Washington (1989). Tice, who started 109 of 177 NFL games, played under legendary head coach Chuck Knox in his final eight seasons in Seattle. He originally retired following the 1993 season, but was signed by the Vikings in December of 1995 to help a tight end position decimated by injuries.

Tice was the recipient of the Byron "Whizzer" White Humanitarian Award in 1987. Tice played collegiately at Maryland where he started two





seasons (1979-80) at quarterback. He was born February 2, 1959 in Bayshore, N.Y., and attended Central Islip High School in Long Island where he played for current Central Florida head coach George O'Leary. He and his wife Diane have two children,

Adrienne and Nathan.

COACHING BACKGROUND:
Minnesota Vikings 1996-2005, Jacksonville Jaguars 2006-09.

JOHNNY COX

QUALITY CONTROL/OFFENSE

NFL: 2ND SEASON

JAGUARS: 1ST SEASON

Johnny Cox is in his first season as the Jaguars' quality control/offense coach. Cox spent the 2008 season with the Tampa Bay Buccaneers as defensive quality control coach.

Cox was wide receivers and special teams coach at Holy Cross in 2007 and spent four seasons (2003-06) as head coach at Putnam High School in Milwaukie, Oregon. Cox led the school to its first winning record in 20 years in 2006.

Cox spent three seasons (2000-02) as wide receivers coach at North Dakota State University. During the 2002 season, he helped lead the Bison to the semifinals of the NCAA Division II playoffs. In the summer of 2002, Cox served a minority coaching internship under head coach Marty Schottenheimer with the San Diego Chargers, where he worked with the wide receivers.

In 1999, Cox served as offensive coordinator at Fort Lewis College, his alma mater. He also spent time as a graduate assistant at the University of Texas (1997-98) and North Dakota State (1996). He

began his coaching career at Fort Lewis College as secondary coach in 1994 before serving the 1995 season as assistant coach at Overland High School in Aurora, Co.

Cox was a two-time first-team Division II All-America wide receiver at Fort Lewis College from 1990-93 and was named the 1993 Rocky Mountain Athletic Conference Player of the Year. He received his bachelor's degree in 1994 and received his master's degree from the University of Texas in 2000. His wife, Deb, serves as assistant coach for the women's soccer team at Jacksonville University.

COACHING BACKGROUND: Fort Lewis 1994, 1999, Overland High School 1995, North Dakota State 1996, 2000-02, Texas 1997-98, Rex Putnam High School 2003-06, Holy Cross 2007, Tampa Bay Buccaneers 2008, Jacksonville Jaguars 2009



MARK DUFFNER

LINEBACKERS COACH

NFL: 13TH SEASON

JAGUARS: 4TH SEASON

Mark Duffner is in his fourth season as the linebackers coach for the Jaguars. Duffner was named to the post on January 31, 2006 after spending the previous three seasons in the same capacity for the Green Bay Packers.

Duffner has more than 33 years of coaching experience, including 11 seasons as a college head coach.

Duffner has played a major role in the development of the Jaguars' young linebackers. 2004 second-round draft pick Daryl Smith has emerged as one of the NFL's top linebackers as he ranked second on the team in 2008 with 130 tackles in 14 games, along with 2.5 sacks. Smith has started 74 of 76 career games and surpassed 100 tackles in four straight seasons.

In each of his first two seasons with the Jaguars, Duffner tutored a rookie who was in the starting lineup because of injuries. Justin Durant was inserted into the starting lineup in 2007 following an injury to Mike Peterson and started eight games. Durant led the Jaguars in the postseason with 31 tackles, including 17 against Pittsburgh in the AFC Wild Card Game.

Clint Ingram stepped into a starting role as a rookie in 2006 and ranked second on the team and fourth among all rookies with 117 tackles. Smith

ranked third in the NFL in 2006 with a career-high 170 tackles along with three sacks.

At Green Bay, Duffner helped develop 2003 first-round draft pick Nick Barnett. Green Bay's defense finished the 2005 season as the seventh ranked defense in the NFL (ranked No. 1 against the pass) and Barnett set the team record with 194 tackles (128 solo) and became the first Packer to lead the team in tackles for three consecutive seasons. In 2004, the Packers defense ranked first in the NFL in red zone defense, allowing only five conversions in 21 third down attempts (23.8 percent).

Duffner entered the NFL coaching ranks with the Cincinnati Bengals where he spent six seasons as linebackers coach (1997-2000) and defensive coordinator (2001-02). In 2001, the Bengals defense allowed the fewest points since 1989 and fewest yards per game since 1983. In addition, the defense set a franchise single-season record for sacks with 48 in 2001.

Prior to joining the Bengals staff, Duffner was head coach at the University of Maryland from 1992-96. He posted a 20-35 overall record that included an 11-11 mark over his final two seasons, the school's



ADMIN

COACHES

STAFF

PLAYERS

HISTORY

RECORDS

MISC.



ADMIN

COACHES

STAFF

PLAYERS

HISTORY

RECORDS

MISC.

best two-season record since 1984-85. Duffner helped the Terps achieve their first national ranking in nine years when the club ranked as high as No. 17 in 1995. In addition to the success on the field, Duffner improved Maryland's player graduation rate, with three classes in a row ranking among the nation's best (1994-96).

Duffner also served as head coach at The College of Holy Cross where he compiled a 60-5-1 mark that included two 11-0 records (1987 and 1991) during his six seasons. He was named national coach of the year five times while at Holy Cross and 'New England Coach of the Year' five times. The 1987 Holy Cross team was ranked No. 1 in the nation in Division I-AA by the Associated Press. Duffner initially served as defensive coordinator at the school from 1981-1985.

He was inducted into the College of the Holy Cross Athletic Hall of Fame in May of 2008.

Duffner's coaching career began as a graduate assistant under Woody Hayes at Ohio State (1975-76) before serving as defensive coordinator at the University of Cincinnati (1977-80).

Duffner played defensive line at William & Mary and was later inducted into the school's Hall of Fame in 1990. He and his wife, Kathy, have three children: daughters Christina and Carolyn, and son John.

COACHING BACKGROUND: Ohio State 1975-76, Cincinnati 1977-80, Holy Cross, 1981-91 (head coach 1986-91), Maryland (head coach) 1992-96, Cincinnati Bengals 1997-2002, Green Bay Packers 2003-05, Jacksonville Jaguars 2006-09

JASON GEORGE

ASST. STRENGTH & CONDITIONING COACH

NFL: 1ST SEASON JAGUARS: 1ST SEASON

Jason George joined the Jaguars in 2009 as assistant strength and conditioning coach. George has spent the past 11 seasons as a head strength and conditioning coach on the collegiate level.

George served as the head strength and conditioning coach at Fordham from 1998-2008 where he was primarily responsible for coaching the football team 10 of his 11 years. He was named the Atlantic 10's College Strength and Conditioning Coach of the Year by the National Strength and Conditioning Association in 2000 and also received the school's Iron Major Award as the university's coach of the year.

Prior to joining Fordham, George served as the graduate assistant strength coach at Kansas while completing his master's degree in education with a double specialization in sports psychology and sport administration. George worked with the Jayhawks football team with the development, instruction, and evaluation of in-season and off-season strength, speed, and conditioning programs. He was also directly responsible for the strength and conditioning programs for the men's tennis and women's soccer team as well as assisting with the men's basketball program.

George is a 1991 graduate of the University of Manitoba, where he earned a bachelor's degree in

physical education with a double major in physical education and psychology and was an Academic All-Canadian on the football team.

Following graduation, he served as the strength and conditioning coach/assistant football coach at St. Paul's High School while he started his graduate work at the University of Manitoba.

George is a certified strength and conditioning specialist (CSCS) by the National Strength & Conditioning Association (NSCA). He received the 1995 Grey Cup Legacy Coaching Scholarship awarded to an amateur sports coach that "has demonstrated academic and other abilities indicating high potential in the field of coaching." He also received the 1994 Lord Strathcona Trust Fund Scholarship given to a University of Manitoba graduate student in "high academic standing who has demonstrated strong community leadership and service." George was also nominated for the 1996 3M Manitoba Amateur Coach of the Year Award at St. Paul's.

COACHING BACKGROUND: St. Paul's High School 1992-96, Kansas 1997-98, Fordham 1998-2008, Jacksonville Jaguars 2009



ANDY HECK

OFFENSIVE LINE COACH

NFL: 18TH SEASON JAGUARS: 6TH SEASON

Former NFL player and collegiate coach Andy Heck is in his fourth season as offensive line coach and sixth season with the Jaguars.

Heck was promoted to offensive line coach for the Jaguars on February 1, 2006. Heck joined the Jaguars coaching staff on February 9, 2004 as the offensive assistant/assistant offensive line coach, and he spent the 2005 season as assistant offensive line coach.

In Heck's three seasons as offensive line coach from 2006-08, the Jaguars rank fourth in NFL rushing yards at 139.7 yards per game. The line paved the

way to the two highest single-season rushing totals in franchise history and two of three lowest sack totals in 2006 and 2007.

The Jaguars set the single-season franchise-record for rushing yards (2,541) in 2006 and allowed only 30 sacks, the second-fewest in team history. The Jaguars rushed for a franchise-record 375 yards against Indianapolis on December 10. In 2007, the line led the way for 2,391 rushing yards





(149.4), the most in the AFC and second-highest total in the NFL. The Jaguars allowed only 31 sacks, the third-fewest in franchise history.

In 2008, the Jaguars line was decimated by injuries as tackles Khalif Barnes and Tony Pashos were the only two linemen to start all 16 games. Guards Maurice Williams and Vince Manuwai were lost to season-ending injuries on opening day at Tennessee, and center Brad Meester missed the first six games with a biceps injury.

Heck served three seasons on the University of Virginia coaching staff, the first two seasons as a graduate assistant and the final year as tight ends coach. Heck tutored All-America tight end Heath Miller, who set numerous Atlantic Coast Conference records for a tight end in receiving and scoring. An outstanding blocker, Miller was a first-round pick of the Pittsburgh Steelers in 2005.

Prior to joining the Virginia staff, Heck played in the NFL for 12 seasons (1989-2000) as a standout offensive lineman. He finished his playing career with the Washington Redskins, where he played for two seasons. As the starting left tackle in 1999, he blocked for an offense that ranked second in the NFL. From 1994 to 1998 Heck was a five-year starter for the Chicago Bears. In 1995, he gave up no sacks

as part of an offensive line that yielded the fewest sacks in the NFL.

Heck was drafted in the first round (15th overall) by the Seattle Seahawks, where he was a unanimous All-Rookie selection in 1989. A five-year starter with the Seahawks, he played five seasons including three without missing a snap.

Heck's fifth grade teacher, Marylou Winkler of Annandale, Va., was named NFL Teacher of the Year in January of 1994, after being nominated by Heck. She received \$5,000 from the NFL and the school received a \$10,000 scholarship in both of their names.

A 1989 graduate of Notre Dame, Heck received a bachelor's degree in American studies. A first-team All-America selection, he co-captained the 1988 national championship team that finished 12-0. Heck was a tight end for his first three seasons at Notre Dame before moving to tackle in spring drills in his senior season.

Heck was born January 1, 1967, in Fargo, North Dakota. He and his wife, Jennifer, have four children: Jonathan, Charlie, Molly and Evelyn, and live in Ponte Vedra Beach.

COACHING BACKGROUND:

Virginia 2001-03, Jacksonville Jaguars 2004-09

NATE KACZOR

ASSISTANT SPECIAL TEAMS COACH

NFL: 2ND SEASON

JAGUARS: 2ND SEASON

Nate Kaczor is in his second season as the Jaguars' assistant special teams coach. Kaczor joined the Jaguars in 2008 after spending the previous 17 seasons as an assistant coach on the collegiate level.

In 2008 the Jaguars led the NFL in opponent start position after kickoffs, with a 24.3 average, and allowed an NFL-low 24 kickoff returns of 20-plus yards. The Jaguars were the only team in the NFL to allow only one kickoff return over 40 yards. Rookie free agent Brian Witherspoon set the club's single-season records for kickoff returns (52) and kickoff return yards (1,250).

Kaczor, 41, previously spent two seasons at Louisiana-Monroe where he served as tight ends coach (2006) and co-offensive coordinator (2007). The club ranked second in the Sun Belt conference in rushing offense in 2007 and averaged 23.5 points per game. The 23.5 points per game were the most in school history since 1993. In 2006, Zeek Zacharie earned first-team all-conference honors at tight end and was twice named national tight end of the week.

Kaczor served as co-offensive coordinator/tight ends coach at Idaho from 2004-05. In 2005, the Vandals passing game ranked 28th in the nation as they averaged 257.3 yards per game. Wide receiver Bobby Bernal-Wood ranked second in the nation in receptions per game and earned all-conference honors while quarterback Michael Harrington

recorded the second-highest single-season completion percentage in school history.

Prior to his stint at Idaho, Kaczor spent four seasons at Nebraska-Kearney as offensive coordinator/quarterbacks coach from 2000-03. The school broke or tied 31 offensive records under Kaczor as they averaged 35 points and 442 yards per game during his tenure.

Kaczor began his coaching career at his alma mater, Utah State, in 1991. He spent nine seasons as an assistant at Utah State. During his tenure, the Aggies won three conference championships and participated in two bowl games.

Kaczor started at center for the Aggies as a senior and was team captain and earned all-conference honors in 1989. He earned his bachelor's degree in physical education from Utah State and later earned his master's degree in 2000.

A native of Scott City, Kan., Kaczor and his wife, Angie, have two children, daughter Kaylee and son Micah.

COACHING BACKGROUND:

Utah State 1991-99, Nebraska-Kearney 2000-03, Idaho 2004-05, Louisiana-Monroe 2006-07, Jacksonville Jaguars 2008-09



ADMIN

COACHES

STAFF

PLAYERS

HISTORY

RECORDS

MISC.



ADMIN

COACHES

STAFF

PLAYERS

HISTORY

RECORDS

MISC.

THOM KAUMEYER

ASSISTANT DEFENSIVE BACKS COACH

NFL: 4TH SEASON

JAGUARS: 2ND SEASON

Thom Kaumeyer, whose experience includes stints as a college defensive coordinator, junior college head coach and NFL player and assistant coach, is in his second season with the Jaguars as assistant defensive backs coach.

Kaumeyer, a 17-year coaching veteran, spent 13 seasons as an assistant coach on the collegiate level. He previously served as defensive coordinator at Tulane in 2007. He was named defensive backs coach at Kentucky in January of 2008 before joining the Jaguars. In his one season at Tulane, the defense improved its national rankings in scoring defense, total defense and rushing defense compared to the 2006 season.

Prior to his stint at Tulane, Kaumeyer spent five seasons at San Diego State where he served as defensive coordinator (2002-05) and defensive backs coach (2006). During his tenure at San Diego State, Kaumeyer developed the defense into one of the best in the Mountain West Conference. In 2003, the Aztecs had the biggest defensive improvement in the country as they climbed from 95th in total defense in 2002 to eighth in 2003, from 91st in pass defense to fourth, and from 92nd in scoring defense to 13th. The Aztecs finished second in the conference in red zone defense from 2004-05. Five San Diego State players were drafted from 2004-06 including linebacker Kirk Morrison, a two-time MWC Defensive Player of the Year.

Kaumeyer spent two seasons on the Atlanta Falcons staff as defensive quality control coach from 2001-02. He assisted in all facets of the defensive game plan and also served as assistant secondary

coach. Kaumeyer had two stints at Palomar College where he began his coaching career as an assistant coach in 1991 before being promoted to head coach in 1994. He returned in 1998 and spent three seasons as defensive coordinator and special teams coach. From 1995-96 he served as head coach and oversaw football operations for Onward Kashiyama, LTD in Tokyo, Japan. The club advanced to the Tokyo Super Bowl in 1996.

A native of San Diego, Kaumeyer played safety at Palomar College before transferring to Oregon where he played under former NFL head coach Rich Brooks for two seasons. At Oregon, he earned all-Pac 10 honors as a senior as he led the team with 101 tackles. He was selected in the sixth round of the 1989 NFL Draft by the Los Angeles Rams and spent time as a player with the Rams, Seattle and New York Giants over five seasons.

Kaumeyer, 41, earned a bachelor's degree in American studies from Regents University and later obtained a master's degree in education at Azusa Pacific. He is married to the former Kayoko Yoshioka.

COACHING BACKGROUND: Palomar College 1991-94 (head coach 1994), 1998-2000, Onward Kashiyama Ltd. (head coach, Tokyo, Japan) 1995-96, Atlanta Falcons 2001-02, San Diego State 2002-06, Tulane 2007, Kentucky 2008, Jacksonville Jaguars 2008-09



TED MONACHINO

DEFENSIVE LINE COACH

NFL: 4TH SEASON

JAGUARS: 4TH SEASON

Ted Monachino is in his second season as defensive line coach and fourth season with the Jaguars.

Monachino was promoted to defensive line coach on February 1, 2008. Monachino joined the Jaguars coaching staff as assistant defensive line coach on February 15, 2006.

In his first season overseeing the defensive line, the Jaguars tied for 13th in NFL rushing defense as they allowed 106.8 yards per game. Monachino played a major role in the development of rookie defensive ends Derrick Harvey and Quentin Groves. Harvey, the eighth overall pick in 2008, played in all 16 games with nine starts and led the team with 29 quarterback pressures along with 3.5 sacks. Groves, the club's second-round pick, added 2.5 sacks. Reggie Hayward led the team with 4.5 sacks and ranked second with 22 quarterback pressures.

Prior to joining the Jaguars, Monachino spent five seasons as defensive line coach for Arizona State University from 2000-05. Monachino served on the staff at Arizona State under Jaguars offensive coordinator Dirk Koetter from 2001-05.

Terrell Suggs, a first-round draft choice of the Baltimore Ravens in 2003, played under Monachino and set the NCAA single-season record for sacks (24) and tackles for loss (31.5) in 2002. Suggs earned numerous national awards in 2002 including the Bronco Nagurski Award for the best defensive player in the nation, and the Rotary Lombardi Award for top interior lineman in the nation. In 2001 Suggs finished second in the Pac-10 in sacks with 10, and third in tackles for loss. In 2003 true freshman Kyle Caldwell was named to The Sporting News Pac-10 All-Freshman team.

Monachino, 42, started his coaching career in the high school ranks in Missouri at Hannibal High School (1990, 1994-95) and Pacific High School (1991-93) before moving to the collegiate ranks. He served as an assistant coach at Texas Christian (1996-98), James Madison (1998-99), Southwest Missouri State (1999-2000) and Boise State (2000). In 2000, the defensive line





helped Boise State lead the Big West in total defense, rushing defense and sacks.

A native of Council Bluffs, Iowa, Monachino was a three-year letter-winner as a defensive lineman at the University of Missouri where he graduated in 1990. Born October 15, 1966 in Council Bluffs, Monachino and his wife, Amy, have three children, daughter

Mikalee and sons Sam and Michael.

COACHING BACKGROUND: Hannibal High 1990, 1994-1995, Pacific High 1991-93, Texas Christian 1996-98, James Madison 1998-99, Southwestern Missouri State 1999-2000, Boise State 2000, Arizona State 2000-05, Jacksonville Jaguars 2006-09

TODD MONKEN

WIDE RECEIVERS COACH

NFL: 3RD SEASON

JAGUARS: 3RD SEASON

Todd Monken is in his third season as the Jaguars wide receivers coach. Monken, a 19-year coaching veteran, previously served as wide receivers coach/passing game coordinator at Louisiana State from 2005-06.

Last season, the Jaguars were limited to only four receivers in the last three games due to injuries.

In 2007, the Jaguars wide receivers finished with the most receptions and receiving yards since 2005.

During his tenure at Louisiana State, Monken developed numerous receivers including Skyler Green, Dwayne Bowe and Craig Davis. Green was selected in the fourth round of the 2005 NFL draft by the Dallas Cowboys. Bowe combined with Davis and Early Doucet to form one of the nation's premier receiving corps in 2006. The trio combined for 180 receptions, 2,598 yards and 24 TDs. Bowe finished his career with 154 catches for 2,403 yards and a school-record 26 touchdowns. His 26 career TDs ranked eighth in SEC history.

Prior to his stint at Louisiana State, Monken spent three seasons (2002-04) at Oklahoma State as pass game coordinator/wide receivers coach. In his three seasons at Oklahoma State, the Cowboys averaged over 32 points each season. Monken tutored 2004 first-round pick Rashaun Woods, who was selected with the 31st pick by the San Francisco 49ers. Woods was a two-time All-America honoree

and concluded his career with 293 receptions for 4,414 yards and 42 touchdowns.

Monken helped engineer one of the nation's best passing attacks in his two seasons (2000-01) at Louisiana Tech - one year as the running backs coach and the other as wide receivers coach. In 2001, Louisiana Tech ranked eighth in the nation in passing, averaging 313 yards through the air per game. A year earlier, Tech ranked seventh in the nation averaging 313 yards passing per game.

Monken, 43, spent seven seasons at Eastern Michigan (1993-99) with the last two as offensive coordinator and quarterbacks coach. He also spent time at Grand Valley State (1989-90) and Notre Dame (1991-92).

A native of Wheaton, Illinois, Monken was a three-year letter-winner at quarterback for Knox College. He earned a bachelor's degree in economics and followed with a master's degree in education leadership from Grand Valley State. Monken and his wife, Terri, have one son, Travis.

COACHING BACKGROUND: Grand Valley State 1989-90, Notre Dame 1991-92, Eastern Michigan 1993-99, Louisiana Tech 2000-01, Oklahoma State 2002-04, Louisiana State 2005-06, Jacksonville Jaguars 2007-09



KENNEDY POLA

RUNNING BACKS COACH

NFL: 6TH SEASON

JAGUARS: 5TH SEASON

Kennedy Pola is in his fifth season as the Jaguars' running backs coach and his sixth season in the NFL. Pola joined the Jaguars coaching staff on January 28, 2005.

Pola, 45, spent his first season in the NFL with the Cleveland Browns in 2004. He joined the Browns after working as running backs coach (2000, 2002-03) and special teams coordinator (2001-03) at the University of Southern California, his alma mater.

Pola began his collegiate coaching career as a graduate assistant at UCLA (1992-93). He then spent three seasons as running backs coach at San Diego State and also worked as special teams coordinator in 1996. After two seasons as running backs coach at the University of Colorado, Pola returned to San

Diego State and spent the 1999 season as line-backers coach.

A four-year standout at Southern California (1982-85), Pola started at fullback for four seasons after being moved from linebacker during his freshman year.

Pola comes from a big football family. His brother, Au Polamalu, played collegiate football at Penn State (1985-87). He has two nephews, Troy Polamalu (Pittsburgh Steelers) and Nicky Sualua (Dallas Cowboys, Cincinnati Bengals), who have played in the NFL, and three additional nephews who played Division I-A college football.



ADMIN

COACHES

STAFF

PLAYERS

HISTORY

RECORDS

MISC.



ADMIN

COACHES

STAFF

PLAYERS

HISTORY

RECORDS

MISC.

Pola was born on Nov. 22, 1963 in Pago, Pago, American Samoa, and was named after John F. Kennedy, who was assassinated the day Pola was born. He earned a bachelor's degree in history from Southern California in 1987. Pola and his wife, Diane, have three sons: Kennedy Christopher, Matthew

Aoatoa and Raymond Tre.

COACHING BACKGROUND: UCLA 1992-93, San Diego State 1994-96, 1999, Colorado 1997-98, Southern California 2000-03, Cleveland Browns 2004, Jacksonville Jaguars 2005-09

LUKE RICHESSON

STRENGTH & CONDITIONING COACH

NFL: 1ST SEASON

JAGUARS: 1ST SEASON

Luke Richesson joined the Jaguars in January of 2009 as strength and conditioning coach after spending the previous 10 years as a performance specialist at Athletes' Performance in Phoenix, Ariz.


Known as a motivator and passionate coach, Richesson oversees the Jaguars strength and conditioning program. Richesson spent nine-and-a-half years designing and implementing programs at Athletes' Performance to help athletes prepare for the NFL Combine and prepare NFL veterans for the rigors of the season. From 2001-09, he and the AP team helped the performances of the last four number one overall picks in the NFL draft, more than 250 draftees, 52 first-round selections and 18 of the 2008 Pro Bowl players.

Richesson, 35, earned his degree in exercise science while playing football at the University of Kansas (1992-96). He was a four-year letterman at

safety and a member of two teams that won the Aloha Bowl. After beginning his coaching career at his alma mater, he pursued graduate work and spent time on the coaching staff at Wyoming (1998) and Arizona State (1999-2000).

Richesson's wife, Anita Nall, won gold, silver and bronze medals as a swimmer at the 1992 Olympic Games in Barcelona, Spain. Nall was inducted into the International Swimming Hall of Fame in 2008. They have two children, son Luther, and daughter Sunny.

COACHING BACKGROUND: Wyoming 1998, Arizona State 1999-2000, Athletes Performance, 2001-09, Jacksonville Jaguars 2009



MIKE SHULA

QUARTERBACKS COACH

NFL: 18TH SEASON

JAGUARS: 3RD SEASON

Mike Shula is in his third season as the Jaguars' quarterbacks coach. Shula has 21 years of coaching experience, including 17 years in the NFL, and spent four seasons as head coach at Alabama.

During the last two years with Shula overseeing the quarterbacks, David Garrard has emerged as the club's starting quarterback. Garrard completed a career-high 335 of 535 passes for 3,620 yards in 2008 with 15 touchdowns and registered the first two 300-yard passing games of his career.

In Shula's first season with the Jaguars, the club set a single-season franchise record with 28 touchdown passes. Garrard ranked third in the NFL with a 102.2 passer rating and threw a NFL-low three interceptions. Garrard set the franchise single-season record for passer rating and highest completion percentage (64.0). He finished with the second-lowest interception percentage in any season for any quarterback in NFL history with 300-plus attempts at 0.92 (3 interceptions in 325 attempts).

Shula, who finished with a 26-23 mark in four seasons at Alabama, led the Crimson Tide to three consecutive bowl games including a 10-2 mark and an invitation to the Cotton Bowl in 2005. Shula played a major role in the development of quarterback Brodie Croyle at Alabama. Croyle holds the school's career records for pass attempts, completions and yards. He set the school's single-season record with 2,499 passing yards in 2005 and was

drafted by the Kansas City Chiefs in the third round of the 2006 draft.

Prior to becoming a head coach, Shula spent three seasons as quarterbacks coach for the Miami Dolphins from 2000-02 under Dave Wannstedt. It was Shula's second stint with Miami as he previously spent two years (1991-92) as a Dolphins coaching assistant. Quarterback Jay Fiedler compiled a 21-10 record as a starter during Shula's tenure as Miami's quarterbacks coach. Fiedler became just the second quarterback in team history to surpass the 3,000-yard passing mark in 2002. He finished with a 60.7 completion percentage, the highest by a Dolphin since 1995.

Shula served four seasons as offensive coordinator with the Tampa Bay Buccaneers from 1996-99 under head coach Tony Dungy. The Buccaneers qualified for the playoffs in two of Shula's four seasons and in 1999 won the NFC Central Division and reached the NFC Championship game.

Shula began his NFL coaching career as offensive assistant for the Buccaneers from 1988-89 and spent the 1990 season as quarterbacks coach. He also spent time as tight ends coach for the Chicago Bears under Wannstedt from 1993-95.

A three-year letterman (1984-86) at quarterback





ADMIN

COACHES

STAFF

PLAYERS

HISTORY

RECORDS

MISC.

for Alabama, Shula finished his career with a 32-15-1 record as a starter. He was a 12th-round pick of Tampa Bay in 1987 and remained on the roster for part of the 1987 season. He earned his bachelor's degree in labor relations in 1987. He is the son of former Miami Dolphins head coach Don Shula (1970-95), the winningest coach in NFL history, and brother of former Cincinnati Bengals head coach Dave Shula

(1992-96).

Shula, 43, and his wife, Shari, have three daughters, Samantha, Brooke and Ryan.

COACHING BACKGROUND: Tampa Bay Buccaneers 1988-90, 1996-99, Miami Dolphins 1991-92, 2000-02, Chicago Bears 1993-95, Alabama (head coach) 2003-06, Jacksonville Jaguars 2007-09

CORY UNDLIN

DEFENSIVE ASSISTANT COACH

NFL: 6TH SEASON

JAGUARS: 1ST SEASON



Cory Undlin is in his first season with the Jaguars as defensive assistant and his sixth season in the NFL. Undlin previously served four seasons (2005-08) with the Cleveland Browns.

Undlin, 37, was promoted to defensive backs coach with the Browns in 2008 and the defensive unit finished the season ranked 14th in the NFL in pass defense and second in interceptions with 23. He spent the 2007 season as secondary coach and assistant special teams coach after serving as defensive quality control coach in his first two seasons with the Browns.

Prior to joining the Browns, Undlin spent the 2004 season as an assistant with the New England Patriots where he worked mainly with the defensive backs. Undlin was part of a Patriots team that won back-to-back Super Bowl championships and also won an NFL-record 21 straight games.

Undlin began his coaching career at his alma

mater, California Lutheran, in 1998 as linebackers coach before being promoted to defensive coordinator in 2000. He served as a graduate assistant/defensive backs coach at Fresno State from 2002-03. During those two seasons, Fresno State won back-to-back Silicon Valley Bowls by defeating Georgia Tech and UCLA, respectively.

Undlin played defensive back at California Lutheran from 1990-94 and later earned his master's degree in 2003. A native of St. Cloud, Minn., Undlin and his wife, Amy, have two children, son Caden, and daughter Brooke.

COACHING BACKGROUND: California Lutheran 1998-2002, Fresno State 2002-03, New England Patriots 2004, Cleveland Browns 2005-08, Jacksonville Jaguars 2009

DEVIN BONIK

DIRECTOR, FOOTBALL DEVELOPMENT



Devin Bonik joined the Jaguars on April 10, 2003. He works closely with Jaguars head coach Jack Del Rio on all operational aspects of the football team. Bonik is involved in a number of areas including personnel evaluation, coaching staff decisions and coordination of all schedules for mini-camps, training camp and the regular season, as well as the calendar for the entire year. He also works with the assistant coaches in providing statistical analysis and compiling the scouting reports for upcoming opponents.

Bonik came to the Jaguars from Forever Sports Inc., a company he founded in 1987 that operates residential youth football camps featuring instruction

from NFL players and college coaches. In 14 years, more than 25,000 youth attended football camps held in 14 NFL cities. Bonik was a graduate assistant coach at Oklahoma State from 1985-86, after serving as an administrative assistant at Conoco Oil from 1982-84. He received a degree in business administration in 1982 from Oklahoma State, where he played outside linebacker under Jimmy Johnson. Bonik was born May 16, 1961, in Corning, N.Y. He is single and lives in Jacksonville.

JAGUARS 'D' AMONG NFL'S BEST FROM 2003-08 UNDER DEL RIO

OPPONENT'S YPG

RK	TEAM	TOTAL
1.	Pittsburgh	274.2
2.	Baltimore	280.4
3.	Tampa Bay	292.6
4.	Dallas	301.6
5.	New England	304.0
6.	Jacksonville	305.2

SCORING DEFENSE

RK	TEAM	AVG.
1.	Pittsburgh	17.1
2.	New England	17.3
3.	Baltimore	17.5
4.	Tampa Bay	18.6
5.	Jacksonville	19.0

RUSHING DEFENSE

RK	TEAM	AVG.
1.	Pittsburgh	89.1
2.	Baltimore	89.5
3.	Minnesota	95.1
4.	New England	97.8
5.	Jacksonville	100.7



ADMIN

COACHES

STAFF

PLAYERS

HISTORY

RECORDS

MISC.

GENE SMITH

GENERAL MANAGER, SR. VICE PRESIDENT, PLAYER PERSONNEL

Gene Smith was promoted to general manager and senior vice president, player personnel on Jan. 12, 2009. His responsibilities had increased in January 2008 when he was given the title of executive director, college and pro personnel. His duties have expanded even more in his new role as general manager, but his primary focus will continue to include the scouting and evaluation of hundreds of college and pro players on an annual basis, and the orchestration of both the college draft and pro free agency processes. Smith is assisted by 11 talent evaluators with over seventy years of scouting experience in the NFL. He works closely with head coach Jack Del Rio and the coaching staff to collectively build a playoff caliber Jaguars roster.

Smith is one of 14 staff members who joined the franchise in 1994. He has been a part of building Jaguars teams that have made eleven playoff game appearances, including two AFC Championship games. His first draft class this year was led by two offensive tackles selected in the first two rounds in Eugene Monroe and Eben Britton.

After six years as a Jaguars college scout, Smith became the director of college scouting in 2000, and he has scouted the nation and helped guide the team's NFL draft for the last eight years. Smith was previously the team's college scout responsible for the southeast United States. He joined the Jaguars on May 1, 1994 and was originally the team's scouting representative for the northeast with the BLESTO scouting combine, which he joined in February 1994. He was the southeast regional scout for BLESTO in

1995 before becoming solely the southeast regional scout for the Jaguars. Smith had previously been an assistant coach at the college level for eight years. He worked at Edinboro University from 1989 to '94, serving as an assistant coach, recruiting coordinator, and strength and conditioning coordinator. From 1986 to '88 Smith worked at Ohio University, where he began his college coaching career as a graduate assistant and later served as an assistant coach.

Smith graduated from Heidelberg College, serving as a captain of the football team while playing as a defensive lineman. He graduated in 1986 with a degree in education and in 1987 received his master's degree with emphasis in athletic administration from Ohio University. He was a member of the 2008 NFL Managers Program at Stanford University's Executive Education Graduate School of Business. He is a member of both the NFL College Advisory Committee and the National Invitational Camp (NFL Scouting Combine) Selection Committee. He's been inducted into his high school hall of fame, and served as a captain of the Monroeville (Ohio) High School football team as well, under Ohio high school hall of fame head coach Steve Ringholz. He is active in various charitable causes.

Born December 31, 1963, Smith is a native of Monroeville, Ohio. He is married with two daughters.



TERRY McDONOUGH

DIRECTOR, PLAYER PERSONNEL

Terry McDonough was promoted to director, player personnel on Jan. 12, 2009 after being named national scout on May 30, 2008. He scouts the top collegiate players throughout the nation, as well as the top UFA prospects each year. Additionally, McDonough does crosschecks, attends all major all-star practices and selective spring player workouts of the top draft-eligible players. He also has some additional pro personnel responsibilities.

McDonough joined the Jaguars in 2003 from the Baltimore Ravens, for whom he scouted the eastern half of the country for the previous three years as the Ravens' eastern college supervisor. He also helped evaluate free agent prospects for the pro personnel department during the free agency period.

A Boston native, McDonough began his NFL scouting career with an internship with the San Francisco 49ers in 1989. Following his graduation from Massachusetts with a sports management degree, he was named player personnel director of the Barcelona Dragons of the World League in 1990. While with the Dragons (1990-92), McDonough han-

dled a variety of personnel assignments, serving as West Coast scout for the league and helping each team prepare for the WFL drafts. McDonough toured both NFL and CFL training camps to grade potential WFL players. The 1991 Barcelona team finished with a 9-3 record, losing the league title to London in the World Bowl. The following season, the Dragons captured the European title.

In 1992, McDonough was hired by the Cleveland Browns as the southeast area scout, and he moved to Baltimore with the franchise in 1996.

At Hingham (Mass.) High School, McDonough was All-Conference as a running back in football as well as in baseball, and he also lettered in basketball. He transferred to Bridgton Academy, where a serious knee injury that required reconstructive surgery ended his playing career. McDonough has three children, Patrick, Caroline, and Brendan, and lives in Raleigh, N.C.





LOUIS CLARK

ASSISTANT DIRECTOR, PRO PERSONNEL

Louis Clark was promoted to assistant director, pro personnel on May 13, 2003, after serving as a college scout for the Jaguars since 1997. A former wide receiver for the Seattle Seahawks and Green Bay Packers, Clark handles the advance scouting, and also assists in college player evaluation.

Clark attended Mississippi State, where he played wide receiver from 1983 to '86. He graduated with a degree in educational psychology in 1994. Clark was selected in the 10th round of the 1987 college draft by the Seahawks. He played six sea-

sons in Seattle. In 1993, Clark signed with Green Bay as an unrestricted free agent and spent his final season with the Packers.

Following his playing career, he spent four years in private business. Clark was born July 3, 1964 in Tupelo, Miss. He and his wife, Carla, have a son, Antonio, and a daughter, Antonece. They live in Jacksonville.



TIM MINGEY

ASSISTANT DIRECTOR, COLLEGE PERSONNEL

Tim Mingey was promoted to assistant director, college personnel on Jan. 12, 2009, and has been with the Jaguars since 1994, serving as a college scout for nine years before being named executive scout in 2003. He has the responsibility of scouting the southeast region of the United States.

Additionally, Mingey does selective crosschecks and attends all major all-star practices and spring player workouts of the top draft-eligible players. He also coordinates the post-draft college free agency process and has some additional pro personnel responsibilities.

Mingey is one of 14 staff members who joined the franchise in 1994. Before joining the Jaguars, Mingey spent 11 years as a college assistant coach and then 10 years as a recruiting coordinator. His college coaching career began in 1973 as defensive coordinator/ inside linebackers coach at St. Joseph College (Ind.), where he had been a three-year varsity letterman as a defensive back. He was a graduate assistant at Western Michigan from 1974 to '75,

then served as defensive coordinator at Loyola Academy in 1976 before returning to Western Michigan as an assistant coach from 1977-81. In 1982, Mingey was coach of the secondary at East Carolina, and in 1983 he coached at Miami (Ohio) University as defensive coordinator/inside linebackers coach.

In 1984, he was named the recruiting coordinator at the United States Military Academy. He served there until 1987, and then spent 1988 to '90 as recruiting coordinator at Tennessee. In 1991, Mingey returned for three more years at the U.S. Military Academy before joining the Jaguars.

Mingey received a bachelor of science degree in physical education from St. Joseph College in 1972 and a master of arts in physical education in 1976 from Western Michigan. Mingey was born January 1, 1950 in Chicago.



ANDY DENGLER

NATIONAL SCOUT

Andy Dengler was promoted to national scout on Jan. 12, 2009, and has been a Jaguars college scout since 1998. He will now be responsible for scouting the top collegiate players throughout the nation. He has some additional pro personnel responsibilities as well.

Previously, he was an assistant head coach, offensive line coach and defensive backfield coach at St. Joseph's (Ind.) College (1992-95). He also served as offensive coordinator, interim head coach and offensive line coach at Tiffin University (1990-

92); a graduate assistant at Bowling Green (1988-90) and an assistant high school coach in Circleville, Ohio.

He received a degree in history at Heidelberg College and a master's in secondary education at Bowling Green.

Dengler was born Sept. 9, 1963 in Berea, Ohio. He and his wife, April, live in Circleville, Ohio, with their daughters Emily and Abigail.



ADMIN

COACHES

STAFF

PLAYERS

HISTORY

RECORDS

MISC.



ADMIN

COACHES

STAFF

PLAYERS

HISTORY

RECORDS

MISC.

JASON DESJARLAIS

MIDWEST REGION SCOUT

Jason DesJarlais was promoted to midwest region scout on June 1, 2009. He joined the Jaguars as their BLESTO scout for the southeast area on May 18, 2007. He will be responsible for scouting the midwest of the United States. Prior to joining the Jaguars, DesJarlais was the special teams coordinator/defensive assistant at Yale University. While at Yale, he served as an intern for scouting during the Jaguars 2006 training camp.

DesJarlais' college football experience includes stints at Jacksonville University (2005-06 special teams/recruiting coordinator and secondary), the University of San Diego (2002-05 defensive coordinator/recruiting coordinator, linebackers coach, secondary coach and interim head coach, 1999-2000),

Bates College in Lewiston, Maine (2000-02 defensive line and strength coach), Humboldt State University (1997-99 defensive line), and the University of Montana-Western (1996-97 defensive line). As a collegian, he earned All-America honors twice (1994-95). He was also named Defensive MVP of the National All-Star Game (1996).

He holds both a bachelor's degree in education and a master's in science. Jason and his wife, Dana, have a daughter, Makala, and live in Jacksonville.



CHRIS DRIGGERS


PRO SCOUT

Chris Driggers transitioned to pro scout from southwest regional scout on June 1, 2009. He is in his 12th year in scouting and 15th year overall with the Jaguars. He has been a college scout for 10 years following two years as a scouting assistant and three years in football operations. He will now be responsible for pro player evaluations and workouts.

Originally hired in October, 1994, Driggers worked his way up to salary cap administrator, assisting in preparing player contract proposals, salary cap administration and negotiating player contracts. He became a scouting assistant in 1998, assisting in the

evaluation of free agents along with college and pro players. He is one of 14 staff members who joined the franchise in 1994.

Driggers, a native of Jacksonville, graduated from the University of Alabama with a degree in finance. He and his wife, Alyson, have three sons, Thomas, Travis and Tyler.



JEFF GOOCH

BLESTO REPRESENTATIVE

Jeff Gooch was hired as the Jaguars' BLESTO scout for the southeast on June 1, 2009. Prior to joining the Jaguars staff, Gooch served a training camp internship with the Jaguars scouting staff last year.

Gooch, 34, played 10 seasons as a linebacker for the Tampa Bay Buccaneers (1996-2001, 2004-05) and Detroit Lions (2002-03). He began his NFL career as an undrafted rookie with the Buccaneers in 1996. In 2000, Gooch led with Buccaneers in special teams tackles, and in 2004 he became the team's all-time leader in special teams tackles. While with the Lions he led the team with 41 special teams tackles in 2002, earning the Yale Lary Award as special teams most

valuable player.

Gooch attended Austin Peay State University, where he played from 1992-95 and was inducted into the school's Athletic Hall of Fame in 2002. He graduated with a degree in business administration in 1996 and is currently working on his master's degree at the University of Phoenix.

A native of Nashville, Tenn., Gooch and his wife, Tonya, have a son, Dorian.





ADMIN

COACHES

STAFF

PLAYERS

HISTORY

RECORDS

MISC.

MARTY MILLER

WEST COAST REGION SCOUT

Marty Miller is in his eighth season with the Jaguars, joining the organization on February 21, 2002. He begins his second season as the west coast scout for the Jaguars. As well as covering the west coast, he has some additional pro personnel responsibilities scouting select free agents on NFL rosters. The previous four seasons, he worked the northeast United States as a regional scout. His initial season in Jacksonville, he worked as the team's scouting assistant. In that capacity he assisted the pro scouting department, evaluating players in the NFL, the CFL, the Arena League and doing some advance scouting of NFL teams and their practice squads.

Miller previously worked as coordinator of foot-

ball administration for the Los Angeles Xtreme of the NFL. He has also worked as a part-time staff assistant for the San Diego Chargers and the Kansas City Chiefs. He is the son of Les Miller, a longtime NFL personnel director. A graduate of Pacific Christian College, Miller was born on February 28, 1969. He and his wife, Kerinda, live in Boise, Idaho with daughter, Channing and son, Gannon.



CHRIS PRESCOTT

SOUTHWEST REGION SCOUT

Chris Prescott transitioned to southwest region scout on June 1, 2009, after serving as the northeast regional scout for the 2008 season. He has been with the department since 2002.

Prescott played safety for four years at Western New England College (Springfield, Mass.), where he holds a degree in sports management and a master's in business administration. A native of Bridgeport, Conn., he worked for the Bridgeport Bluefish minor-league baseball team (1999) and for Madison Square

Garden (2000), where he worked for the Hartford Wolfpack (New York Rangers minor-league hockey affiliate) and the New England Seawolves (Arena League). Prescott was born October 28, 1979.

He is single and lives in Jacksonville.



BRIAN SIMMONS

NORTHEAST REGION SCOUT

Brian Simmons was named northeast region-scout for the Jaguars on June 1, 2009. A veteran of 10 years in the NFL, Simmons played linebacker for the Cincinnati Bengals and New Orleans Saints before beginning his career in scouting.

Simmons, 33, was selected 17th overall in the 1998 college draft by the Cincinnati Bengals. He played nine seasons (1998-2006) with the Bengals before spending his final season with the New Orleans Saints in 2007. In 2004 he was selected for the Good Guy Award by the Cincinnati chapter of the Pro Football Writers of America.

A native of New Bern, N.C., Simmons attended the University of North Carolina, where he played from 1994-97 and was a team captain and a first team All-America selection. He graduated with a Bachelor of Arts degree in Sociology in 1998, the same year he was inducted into the UNC Football Ring of Honor.

Simmons and his wife, Rachel, have a daughter, Brianna, and a son, Tyler.



JAKE PEETZ

SCOUTING ASSISTANT, PLAYER PERSONNEL

Jake Peetz was named scouting assistant/player personnel on Jan. 12, 2009 after being named scouting assistant, college/pro personnel on May 27, 2008. His duties include assisting in the day-to-day operations of the scouting department.

Peetz is responsible for the evaluation of assigned

college players and NFL teams, including the evaluation of unrestricted NFL free agents and players in Canadian Football League and Arena Football





ADMIN

COACHES

STAFF

PLAYERS

HISTORY

RECORDS

MISC.

League. He also works with draft-eligible player visits in the spring and workout players throughout the year.

Prior to joining the Jaguars, Peetz was at UCLA serving as the offensive intern for offensive coordinator Norm Chow in the spring of 2008 and defensive intern for defensive coordinator DeWayne Walker in the fall of 2007. In the fall of 2006, Peetz served as the safeties coach and assistant strength and conditioning coach at Santa Barbara City College, before joining the Indiana Pacers of the NBA for the 2006-2007 season as a part of their performance training staff. Peetz served as an intern at the Athletes' Performance Institute in Tempe, Ariz., in 2006 where he assisted in the training of prospects for the

2006 NFL Combine along with Olympic and professional athletes from the NFL, NHL and MLB.

Peetz earned his bachelor's degree in exercise science in December 2005 while playing football at the University of Nebraska. A letterman, Peetz served in a reserve role on in the Husker secondary and on special teams. He was also one of the most active student-athletes off the field, twice being named to the Brook Berringer Citizenship Team for his extensive community outreach work. He also was a football representative for the University of Nebraska's Student-Athlete Advisory Committee. A native of O'Neill, Neb., he was born on April 5, 1983.

MIKE PERKINS VIDEO DIRECTOR

Mike Perkins is the Jaguars' video director, and his primary responsibilities include compiling and editing all game and practice video for coaches' and scouting analysis, cataloging NFL and college game video and producing "cut-ups." He also manages all video equipment and design of the Jaguars' video department, including implementing the team's state-of-the-art XOS editing system. He is one of 14 staff members who joined the franchise in 1994.

Perkins was hired by the Jaguars on May 12,

1994, after serving as video coordinator for three years at Syracuse University. Prior to that, he served with the Tampa Bay Buccaneers as assistant video director from 1987-90. Perkins was born May 24, 1967, in Tuscaloosa, Ala. Perkins and his wife, Jennifer, and son Tyler live in Jacksonville.



DREW HAMPTON EQUIPMENT MANAGER

Drew Hampton was named equipment manager on July 2, 1998, after serving one year as assistant equipment manager. His responsibilities include ordering, issuing and maintaining all uniforms and footwear, players' protective equipment, coaches' and support staff apparel, as well as ordering and maintaining all field equipment and supervising its transport for home and away games.

In 2004, Hampton was named the National Football League's "Equipment Manager of the Year" by vote of his peers, and was presented the Whitey Zimmerman Award.

Before coming to Jacksonville, Hampton had

worked in the New York Jets' equipment room on a part-time and full-time basis since he was 13 years old. His father, Bill Hampton, was the Jets' equipment manager for 39 years until retiring in 2001 (he moved to Florida and now assists his son on game days). Drew's brother, Clay, is the senior director of football operations for the Jets. Hampton was born July 29, 1966 in Long Island, N.Y. He and his wife, Janine, have three daughters: Paige, Peyton and Haley.



MIKE RYAN HEAD ATHLETIC TRAINER/ PHYSICAL THERAPIST

Mike Ryan has been the Jaguars' original head athletic trainer/physical therapist since June 1, 1994, after serving as assistant athletic trainer/physical therapist for the New York Giants for six seasons starting in April 1988. His NFL career started by working as an athletic trainer intern with the Giants for three preseason training camps from 1984 to '86.

This is his 22nd season in the NFL and Ryan is one of 14 staff members who joined the franchise in 1994.

In 2003, Ryan and his staff won the prestigious Ed Block Courage Award's NFL Athletic Training Staff of the Year.

Ryan is President of the Professional Football Athletic Trainers' Society Research & Education Foundation. Ryan is a member of the National





Football League Foot & Ankle Committee and serves as Chairman of the NFL Collegiate Athletic Trainers Committee.

He is a frequent sports medicine and athletic performance lecturer throughout the United States and in Mexico and Europe. Ryan is an accomplished author on various sports medicine topics throughout the year.

Ryan has served as a volunteer athletic trainer/physical therapist at the United States Olympic Training Center in the summer of 2008 to assist the Olympic medical staff and athletes as they prepared for the 2008 Summer Olympics in Beijing, China.

Ryan attended Central Connecticut State University, where he received a bachelor's degree in athletic training in 1985. He was a scholar-athlete in cross country and a miler in indoor and outdoor track at CCSU. He also earned a degree in physical therapy from the University of Connecticut in 1988.

Ryan is the recipient of the 2008 Southeast Athletic Trainers Association's Professional Athlete Trainer of the Year award and the Athletic Trainers Association of Florida's 2007 Athlete Trainer of the Year.

An avid fitness enthusiast, Ryan has participated in countless challenging races and triathlons. These competitions include six Ironman Triathlons in Hawaii (1994), New Zealand (1996), Canary Island (1998), Brazil (2000), Idaho (2004) and Austria (2009), three Escape from Alcatraz Triathlons, and the 2002 World Championship Duathlon, in which he finished 14th in his age group. Other races include the famous Running with the Bulls in Pamplona, Spain, the Run-Up the Empire State Building in New York and the Boston Marathon. Ryan was born in Framingham, Mass. Ryan, his wife Samantha and son Gannon live in Ponte Vedra Beach.

DR. CARLOS TANDRON **HEAD TEAM PHYSICIAN**

Dr. Carlos Tandron is in his ninth season as the Jaguars' head team physician after serving as the Jaguars' associate orthopaedic surgeon from 1995 to 2000. He is responsible for all orthopaedic matters dealing with injuries to joints and muscles, as well as surgical procedures.

Dr. Tandron is a graduate of Georgia Tech University and Emory Medical School in Atlanta, and he did his internship and residency at Emory University Affiliated Hospitals. He maintains a private practice at Jacksonville Orthopedic Institute and is a member of the active staff at Baptist Medical Center.

He is a member of the NFL Team Physician Society, the American Board of Orthopedic Surgeons and American Medical Association. Dr.

Tandron is a team physician for Jacksonville University, Florida Community College-Jacksonville and Bishop Kenny High School. Dr. Tandron was born July 3, 1958 in Santa Clara, Cuba. He and his wife, Jenny, have two sons, Carlos and Max, and two daughters, Alexia and Marissa.



DR. DAVID MURRAY **CHIEF MEDICAL OFFICER**

Dr. David Murray is in his 15th season as the team's chief medical officer. He is responsible for all matters dealing with illnesses and non-orthopedic injuries for the players, coaching and administrative staffs.

Dr. Murray is a graduate of Yale University and the West Virginia University School of Medicine. He did his internship and residency in internal medicine at Shands Jacksonville, and is board certified in internal medicine, sports medicine and geriatrics. A director of Emergency Resources Group, Dr. Murray actively practices emergency medicine at its six hospitals in northeast Florida. Sports medicine has long been an interest of Dr. Murray. He was involved with the Jacksonville Tea Men of the North American

Soccer League (1980 to '81) and the Jacksonville Bulls of the USFL (1984 to '86). Presently a member of the Jacksonville Sports Medicine program, he is involved in the pre-participation screening of public school athletes in the area, as well as college athletes at Jacksonville University and the University of North Florida.

Born July 7, 1947 in Spencer W. Va., Dr. Murray and his wife, Cynthia are active in the preservation of the historic San Marco section of Jacksonville. They are the parents of a son, David, and a daughter, Lida.



ADMIN

COACHES

STAFF

PLAYERS

HISTORY

RECORDS

MISC.



ADMIN

COACHES

STAFF

PLAYERS

HISTORY

RECORDS

MISC.

DR. ANDY RUFFETT TEAM NEUROPSYCHOLOGIST



Dr. Andrew Ruffett received his Bachelor's degree from Dartmouth College in 1974 (magna cum laude) and received his Ph.D in Clinical Psychology from Purdue University in 1980. Since completing his internship training at the Indiana University Medical Center, he has worked as a clinical psychologist and neuropsychologist in a variety of inpatient and outpatient settings.

psychological assessment. Dr. Ruffett was born on Sept. 18, 1952 in Torrington Conn. He has been married for 35 years to his wife, Susan, who is a reading coach for teachers in the Duval County School System. He and his wife have two children, Katharine and Michael.

He has been in full-time private practice in Jacksonville since 1988, specializing in adult neuro-



DR. HIRAM CARASQUILLO
ASSOCIATE ORTHOPEDIC SURGEON



DR. STEVEN CRENSHAW
ASSOCIATE ORTHOPEDIC SURGEON



DR. WILLIAM PUJADAS
ASSOCIATE ORTHOPEDIC SURGEON



DR. BRUCE STEINBERG
ASSOCIATE ORTHOPEDIC SURGEON



DR. RICHARD SALKO
DENTIST

SKIP RICHARDSON EXECUTIVE DIRECTOR, FOOTBALL OPERATIONS/FACILITIES



After serving four years as director of security for the Jaguars, Skip Richardson was named director of football operations in 1999 before being promoted to executive director in 2005. He oversees all administrative matters for the football operations department, including player programs, team travel and security, as well as coordination and management of the team's facilities. He is a member of the NFL security task force that was established after September 11, 2001. Richardson also worked with Paul Tagliabue's staff regarding security for Super Bowl XXXIX in Jacksonville.

ously a police S.W.A.T. team supervisor for the Jacksonville Sheriff's Office and planned security for all special events held in Jacksonville, such as the annual Florida-Georgia game, the Gator Bowl and the Jazz Festival. Richardson retired as a supervisor from the Jacksonville Sheriff's Office in 1995.

In 2000, the Jaguars were honored with the "Most Outstanding Player Development Program" award at NFL meetings in San Diego.

He received a degree in criminology from Florida State University. A native of Jacksonville, Richardson is active in the Police Athletic League. Richardson in past years has been active in Big Brothers/Big Sisters and the Jacksonville Symphony Guild. He is a member of the American Society for Industrial Security, National Association of Chiefs of Police, and the Florida Association of Licensed Investigators. Richardson and his wife, Ann, have a son, Brett, and a daughter, Kristen.

A veteran of 23 years in law enforcement, Richardson joined the Jaguars on July 21, 1995. He still directs every phase of security for the team, as well as handling security matters involving the NFL office. He works closely with local, state and federal law enforcement agencies. Richardson was previ-



BRUCE SWINDELL

EXECUTIVE DIRECTOR, INFORMATION TECHNOLOGY

Bruce Swindell is responsible for the development, procurement, implementation and management of computer-related technology and training within the Jaguars organization. This support extends to all facets of the organization, and includes database and application development and support, network administration, help desk support and hardware maintenance.

Swindell has guided the development of the team's award-winning website (www.jaguars.com) since it went online in 1996. Swindell joined the Jaguars on November 29, 1994, following 21 years of service in the U.S. Navy. During his Naval career, he

served in various locations throughout the United States and the world, including Iceland, Puerto Rico and the British Indian Ocean Territories. He is one of 14 staff members who joined the franchise in 1994.

Swindell was born December 1, 1954, in Woodbury, N.J., and received a degree in business administration from Limestone College in Gaffney, S.C. He and his wife, Jane, have a son, Wade, and a daughter, Erica.



ADMIN

COACHES

STAFF

PLAYERS

HISTORY

RECORDS

MISC.

MACKY WEAVER

EXECUTIVE DIRECTOR, CORPORATE SPONSORSHIP

Macky Weaver was named to the position of executive director in May of 2004. He is responsible for overseeing the sales and service of all sponsor inventory associated with the Jaguars and Jacksonville Municipal Stadium.

In addition, he is responsible for the sales of the Jaguars media department, including Jaguars radio and TV broadcasting as well as jaguars.com, the team's website. Unique to the NFL, this allows the Jaguars unprecedented control of the sales efforts of the team.

He originally joined the Jaguars on May 15, 1994 as an account executive in corporate sponsorship.

He was promoted to director of corporate sponsorship

in December of 1997. He is one of 14 staff members who joined the Jaguars in 1994. Weaver was born May 21, 1965 in Atlanta and moved to Jacksonville in 1976. He received a degree in economics from the University of Georgia in 1987. Macky serves on the board of The American Lung Association, Leadership Jacksonville and The Rotary Club of Deerwood. He and his wife, Reppard, have two sons, Jimmy and Evans.



TIM BISHKO

DIRECTOR, TICKET OPERATIONS

Tim Bishko has been the director of ticket operations for the Jaguars since 2000. He is responsible for ticket operations and ticket distribution. Bishko joined the Jaguars in September 1994 as a ticket specialist, and he worked his way up the ranks to his current position. He is one of 14 staff members who joined the franchise in 1994. Prior to joining the Jaguars, he was an intern in the athletic department at Jacksonville University.

He received an associate degree in sports administration from Becker College in 1991 and a bachelor's degree in sport management from the University of Massachusetts in 1994. He was born November 3, 1971 in Hadley, Mass. Bishko is single and lives in Jacksonville.





ADMIN

COACHES

STAFF

PLAYERS

HISTORY

RECORDS

MISC.

SASHI BROWN ASSISTANT GENERAL COUNSEL



Sashi Brown joined the Jaguars prior to the 2005 NFL season. Now in his fifth season with the Jaguars, Brown advises the franchise in a variety of legal and business matters. His responsibilities include contract negotiation, employment matters, insurance and risk management, licensing issues and litigation management.

Prior to joining the Jaguars, Brown was an attorney with Wilmer, Cutler, Pickering, Hale and Dorr, a private law firm based in Washington, D.C. As a member of the firm's corporate law practice group, Brown advised companies in a variety of business transactions.

Brown earned an undergraduate degree from Hampton University in 1998. He then went on to enroll at Harvard Law School where he earned his

juris doctorate in 2002. Brown is a member of the New York, District of Columbia and Florida bars.

In addition to his duties with the Jaguars, Brown serves as a member of the Board of Directors and Chairman of the Section 8 Subcommittee to the Jacksonville Housing Authority. Brown also participates in tutorial programs within Duval County Public Schools and is a member of the Board of Directors for the MaliVai Washington Kids Foundation. Brown resides in Jacksonville with his wife Paige. He is a native of Boston, Massachusetts, where he was born on May 15, 1976.

TIM WALSH DIRECTOR, FOOTBALL ADMINISTRATION



Tim Walsh was named the Jaguars' director, football administration in 2007. He is in his 13th year with the Jaguars organization. He works closely with senior vice president, football operations Paul Vance in managing the Jaguars salary cap and developing their strategic planning. His other responsibilities include crafting contract proposals and parameters, negotiating player contracts, budgeting and coordinating the Jaguars compliance with the NFL's Collective Bargaining Agreement and NFL Player Personnel rules.

Walsh started his NFL career in 1996 with the NFL Management Council, for which he monitored the league-wide salary cap and analyzed NFL player contracts. Walsh graduated summa cum laude in accountancy from the University of Notre Dame and earned his master's degree in sport management from the University of Richmond.

JAGUARS STAFF



ALISA ABBOTT
Exec. Assistant to VP,
Comm. & Media



JUSTIN BLAND
Assistant Athletic Trainer



ERIC BRICKER
Coordinator, Suite Services



BLAKE BURDETT
Staff Accountant



LEAH BUSH
Payroll Specialist



KITTY CASH
Exec. Asst. to Sr. VP,
Stadium Operations/CFO



RHONDA CHARLES
Executive Assistant,
Legal Department



MICHAEL CHLEBOVEC
Fan Services Executive



ANNE COFER
Account Coordinator
Corporate Sponsorship



JASON DEAN
Help Desk Coordinator



BRIAN D'ERRICO
Assistant Controller



DANA DESJARLAIS
Executive Assistant,
Player Personnel



SANDY DODD
Manager
Executive Office



BONITA DOLL
Executive Assistant to
Delores Barr Weaver



NICOLA DRAKE
Senior Manager,
Ticket Ops. & Fan Services



CURTIS DVORAK
Mascot Coordinator



CORY FANCHER
Assistant Equipment
Manager



BRIAN FARMER
Sales Executive



GLEN FISHER
Senior Sales Executive



ANGELA GARRY
Manager,
Accounting



MIKE GILLIAM
Football Operations
Assistant



SHANNON GRAY
Programmer Analyst



BRETT GREENE
Video Assistant



DIANA GREENSTEIN
Manager,
Human Resources



STEVE HALL
Senior Web
Designer



AIMEE HANNON
Fan Services Executive



BILL HOUSTON
Sr. Account Executive,
Corporate Sponsorship



ROLLIN ISBELL
Manager,
Media Sales



VIC KETCHMAN
Senior Editor, jaguars.com



JESSE KNAPP
Office Services



BRYAN KUPFER
Fan Services Executive



ADAM LANE
Senior Producer,
Game Operations



STEVE LIVINGSTONE
Senior Manager,
Business Dev. & Operations



TIM MCCARTHY
Sr. Account Executive,
Corporate Sponsorship



LESLIE MCCULLOUGH
Junior Accountant



ANGELA MEANS
Administrative Assistant,
Jaguars Foundation



TERESA MICHAEL
Exec. Asst. to Sr. VP,
Business Development



JEFF MIRANDA
Ticket Sales Coordinator



PATRICK MULARKEY
Administrative Assistant,
Player Personnel



BRENDA O'DELL
Accounts Payable Clerk

ADMIN

COACHES

STAFF

PLAYERS

HISTORY

RECORDS


MISC.



ADMIN




SETH PARISE
Group Sales Executive



GEORGE PELLICER
Assistant Equipment
Manager



DEIDRA PICKERING
Executive Assistant to the
Head Coach



JEREMY POOL
Video Assistant



GREG READ
Programmer Analyst

COACHES



RUSSELL RENDON
Senior Sales Executive



RYAN ROBINSON
Manager, Communications



JIM ROLLINS
Office Services/Telex
Coordinator



LISA SAHI-KIRAL
Receptionist



JIM SCOTT
Ticket Operations Manager

STAFF



ROD SCOTT
Assistant Athletic Trainer



MARK SHAINBROW
Senior Sales Executive



RENZO SHEPPARD
Communications Assistant



RHONDA SHIELDS
Sr. Account Executive,
Media Sales



NIKKI JACKSON SMITH
Account Coordinator,
Corporate Sponsorship

PLAYERS



CHRISTY STECHMAN ZYENDA
Manager, Cheerleading
Program



SEAN TAYLOR
Web and Graphic Designer



SCOTT THOMPSON
Champions Club Coordinator



ROBERT TILKA
Manager, Group Sales

HISTORY



BAHATI VAN PELT
Manager, Player Relations &
Youth Football



TRACEY VAN SLYKE
Administrative Assistant to
Executive Office Manager



KATIE VAUGHN
Administrative Assistant,
Information Technology



MIKE WEBB
Manager, Network Administration
& Systems Security

RECORDS

MISC.



KURT WISENBAUGH
Promotional/Events
Coordinator



MATT WOODS
Account Executive,
Corporate Sponsorship



PAM YONGE
Exec. Asst. to Sr. VP,
Football Operations



It starts with special teams.

From our hop farmers to our brewmasters, it takes special teams of dedicated people to bring you the signature taste of Budweiser – the perfect combination of flavor and refreshment.

**JACKSONVILLE
JAGUARS**

RESPONSIBILITY MATTERS

© 2009 Anheuser-Busch, Inc. Budweiser® Beer, St. Louis, MO



ADMIN

COACHES

STAFF

PLAYERS

HISTORY

RECORDS

MISC.



42 GERALD ALEXANDER

SAFETY

6-2, 204 LBS.
 BOISE STATE
 BORN JUNE 28, 1984
 RANCHO CUCAMONGA, CALIFORNIA
 ACQ. TRADE 2009 (DETROIT)
 EXP.: 3RD YEAR

GAMES PLAYED/STARTED: 2007 (16/16), 2008 (5/1)

NFL TOTALS: 21 games, 17 starts

POSTSEASON TOTALS: 0 games, 0 starts

TRANSACTIONS: Originally drafted by Detroit in the second round (61st overall) of the 2007 draft ... Traded to Jacksonville on 6/29/09.

PRO: Third-year safety has played in 21 games with 17 starts in two seasons ... Former second round pick of Detroit in 2007, the 61st pick overall ... Was acquired via trade on June 29, 2009 in exchange for WR Dennis Northcutt ... Started all 16 games as a rookie and compiled 82 tackles and two INTs ... Played in first five games in 2008 before suffering a fractured vertebra and missed the remainder of the season ... Four-year letterman at Boise State ...

2008: Played in first five games with one start ... Suffered a fractured vertebra on Oct. 12 at Minnesota and was placed on injured reserve ... Finished with 13 tackles (7 solo) and two special teams tackles.

2007: Started all 16 games at FS as a rookie ... Totaled 82 tackles (58 solo), two sacks, two INTs, seven passes defended, two fumble recoveries and six special teams tackles ... Was first rookie to start the season-opener at S for the Lions since 1986 (Devon Mitchell) ... Made NFL debut on 9/9 at OAK ... Recorded first career INT on 9/16 vs. MIN and returned it 34 yards ... Posted eight tackles and two special teams tackles on 9/23 at PHI ... Tallied nine tackles and recovered a fumble on 10/7 at WAS ... Intercepted a Brian Griese pass in the end zone on 10/28 at CHI and registered his first career sack along with a fumble recovery ... Made seven tackles on 11/18 vs. NYG ... Collected six tackles and one sack on

12/9 vs. DAL ... Recorded a career-high 14 tackles on 12/16 at SD.

COLLEGE: Four-year letterman at Boise State ... Appeared in 51 games, starting every game the last three seasons ... Career totals included 161 tackles, nine INTs and 23 passes defended ... Started 12 games at S as a senior ... Played key role on defense in Fiesta Bowl win over Oklahoma, finishing with one INT, four tackles and one tackle for loss ... Winner of the "Iron Bronco" Strength Award given to the football program's strongest athlete ... Started all 13 games at CB as a junior and finished with 50 tackles, two tackles for loss, one INT and 13 passes defended ... Finished with a team-high five INTs as a sophomore CB ... Played nickel back as a redshirt freshman and finished with 20 tackles and one INT ... Majored in communications.

PERSONAL: Single ... Resides in Rancho Cucamonga, Calif. ... Lettered in football and track Rancho Cucamonga High School ... Threw for 700 yards and rushed for 554 yards and 10 TDs as a senior ... First-team All-Inland Valley and All-CIF Division 2 selection ... Set the school's high jump record at 6-6 and was a two-time CIF finalist ... Member of the school's Honor Roll, and was named Mt. Baldy's Scholar-Athlete in 1999 ... Labels himself as a "shoe freak," especially Nike Jordans ... Would like to be a football analyst following his playing career ... Full name: Gerald Alexander.

GERALD ALEXANDER'S REGULAR SEASON STATISTICS

YEAR	TEAM	GP/GS	TKL	SOLO	ASST	SACKS	FF	FR	INT	PD
2007	Detroit	16/16	82	58	24	2.0	2	0	2	7
2008	Detroit	5/1	13	7	6	0.0	0	0	0	0
NFL totals: 2 years		21/17	95	65	30	2.0	2	0	2	7

ADDITIONAL STATISTICS: 6 special teams tackles in 2007



85 RICHARD ANGULO

TIGHT END

6-8, 272 LBS.
 WESTERN NEW MEXICO
 BORN NOVEMBER 30, 1980
 ALBUQUERQUE, NEW MEXICO
 ACQ. VETERAN FREE AGENT 2007
 EXP.: 6TH YEAR

GAMES PLAYED/STARTED: 2003 (6/0), 2004 (IR), 2005 (2/0), 2006 (0/0), 2007 (5/0, 2/1), 2008 (15/7)

NFL TOTALS: 28 games, 7 starts

JAGUARS TOTALS: 20 games, 7 starts

POSTSEASON TOTALS: 2 games, 1 start

TRANSACTIONS: Originally drafted by St. Louis in the seventh round (254th overall) of the 2003 draft ... Waived by St. Louis 11/24/03 ... Claimed by Minnesota 11/25/03 ... Waived by Minnesota 9/2/06 ... Signed to Chicago practice squad on 11/28/06 ... Signed by Jacksonville as a veteran free agent 5/21/07 ... Waived on 9/5/07 ... Re-signed on 11/26/07.

PRO: Sixth-year tight end has played in 28 games with seven starts ... Tough, physical blocker ... Tallest player on Jaguars roster at 6-8 along with fellow TE Greg Estandia ... Played in a career-high 15 games with seven starts in 2008 ... Career totals include 17 receptions for 155 yards and one TD ... Has spent time with St. Louis, Minnesota and Chicago and played under Jaguars TEs coach Mike Tice at Minnesota ... Originally a seventh round pick by St. Louis in 2003 draft ...

2008: Saw action in a career-high 15 games with seven starts ... Tied career-high with eight receptions for 63 yards with a long of 17 ... Saw action in a reserve role in first six games ... **10/26 vs. CLE:** Made first career start and recorded a five-yard reception ... Started at TE on **11/9 at DET** ... **12/1 at TEN:** Recorded 14-yard reception in starting role ... Inactive on **12/1 at HOU** ... **12/14 vs. GB:** Posted two receptions for 15 yards ... **12/18 vs. IND:** Started at TE in three-TE set and caught two passes for 24 yards with a season-long of 17 ... **12/28 at BAL:** Started at TE and recorded one catch for four yards ...

2007: Played in five games and recorded eight receptions for 81 yards and one TD ... Spent training camp with the Jaguars and was re-signed on Nov. 26 following season-ending injuries to George Wrihster and Greg Estandia ... **12/23 vs. OAK:** Had two receptions for 29 yards and first career TD on seven-

yard pass from Quinn Gray ... **12/30 at HOU:** Set career-highs with three receptions for 33 yards ... **1/5 at PIT:** Started at TE in AFC Wild Card Game. Did not record a reception ... **1/12 at NE:** Saw action at TE in AFC Divisional Playoff Game ...

2006: Did not play, but signed to Chicago Bears' practice squad on Nov. 28 ... Spent training camp with Minnesota ...

2005: Saw action in final two games for Minnesota ... Spent first nine weeks on Vikings practice squad before moving to active roster on Nov. 15 ... Inactive for first five games on active roster ... **12/25 at BAL:** Made first career reception, an 11-yard catch ... Had one special teams tackle on **1/1 vs. CHI**...

2004: Suffered season-ending injury in preseason finale at Seattle and was placed on injured reserve two days later ...

2003: Saw action in first five games for St. Louis ... Saw first NFL action on **9/14 vs. SF** ... Was claimed off waivers by Minnesota on Nov. 25 ... Saw first action as a Viking against his former team on **11/30 vs. STL**.

COLLEGE: Started 15 of 17 career games ... Recorded 12 career TDs and 52 receptions ... As a senior was named Little All-America third-team choice by The NFL Draft Report and honorable

ADMIN

COACHES

STAFF

PLAYERS

HISTORY

RECORDS

MISC.



mention All-America by the Independent Football Alliance ... Majored in occupational therapy.

PERSONAL: Married (Michelle) ... Resides in Scottsdale, Ariz. ... Attended

Sandia High (New Mexico) ... Lettered in football and basketball ... Participates in a variety of community outreach activities ... Served dinner at the Trinity Rescue Mission in 2009 ... Full name: Richard Angulo.

RICHARD ANGULO'S REGULAR SEASON STATISTICS

RECEIVING	GP/GS	NO	YDS	AVG	LG	TD
2003 St. Louis	6/0	0	0	0.0	0	0
2004 Minnesota	Injured reserve (knee)					
2005 Minnesota	2/0	1	11	11.0	11	0
2007 Jacksonville	5/0	8	81	10.1	22	1
2008 Jacksonville	15/7	8	63	7.9	17	0
NFL totals: 5 years	28/7	17	155	9.1	22	1

RICHARD ANGULO'S POSTSEASON STATISTICS

RECEIVING	GP/GS	NO	YDS	AVG	LG	TD
2007 Jacksonville	2/1	0	0	0.0	0	0



78 JORDAN BLACK
OFFENSIVE TACKLE

6-5, 305 LBS.
NOTRE DAME
BORN JANUARY 28, 1980
GARLAND, TEXAS
ACQ. VETERAN FREE AGENT 2008
EXP.: 6TH YEAR

GAMES PLAYED/STARTED: 2003 (0/0), 2004 (16/4), 2005 (16/10), 2006 (16/15, 1/1), 2007 (8/0), 2008 (0/0)

NFL TOTALS: 56 games, 29 starts

POSTSEASON TOTALS: 1 game, 1 start

TRANSACTIONS: Selected by Kansas City Chiefs in the fifth round (153rd overall) of the 2003 NFL Draft ... Re-signed by Kansas City on 4/26/06 ... Signed by Houston as unrestricted free agent on 3/9/07 ... Waived by Houston on 6/9/08 ... Signed by Jacksonville as a veteran free agent on 12/22/08.

PRO: Physical lineman who competes for playing time at tackle ... Has the ability to play both G and T ... Has played in 56 games with 29 starts ... Signed by the Jaguars on Dec. 22, 2008 ... Played four seasons in Kansas City after being selected in the fifth round of the 2003 draft ... Spent 2007 season with Houston ... Started a career-high 15 games in 2006 including his first start in the playoffs, as he replaced perennial Pro Bowl LT Willie Roaf in Kansas City ... Began the 2005 season as the starting RT before switching to LT ... Four-year starter at Notre Dame ...

2008: Signed by the Jaguars on Dec. 22 ... Was inactive for regular season finale on **12/28 at BAL** ...

2007: Played in eight games after sign-

ing with Houston as an unrestricted free agent ... Was inactive for seven games and dressed but did not play in one contest ...

2006: Played in 16 games on special teams and started 15 games on offense, one at RT and 14 at LT ... Started at RT in season opener on **9/10 vs. CIN** ... Started at LT for the remainder of regular season, the most starts during his career ... Started his first career playoff game on **1/6/07 at IND** ...

2005: Saw duty in all 16 games on special teams and started 10 games on the offensive line, six at LT and four at RT ... Started season opener at RT, but moved to LT after an injury sidelined Willie Roaf on **9/11 vs. NYJ** ... **9/18 at OAK:** Started for first time at LT ...

ADMIN

COACHES

STAFF

PLAYERS

HISTORY

RECORDS

MISC.



2004: Played in all 16 games on special teams and seven contests on offense with four starts at RT ... Played in first NFL game on special teams on **9/12 at DEN** ... **12/13 at TEN:** Started first NFL game at RT due to an injury ... **1/2/05 at SD:** Started at RT before leaving the game with a left knee sprain ...

2003: Inactive for all 16 regular season games and the club's AFC Divisional Playoff Game ... Originally selected by Kansas City in the fifth round (153rd overall pick).

COLLEGE: Played in 43 games (42 starts) for Notre Dame ... Opened 38 games at LT and four contests at RG ... Played in 12 games (11 starts) at LT as a senior ... Started all 11 games in junior season, opening the first seven games of the year at LT before shifting to RG for final four contests ... Started 11 games at LT as a sophomore ... Started the first nine games of the season at LT as a

freshman ... Suffered a torn medial collateral ligament in right knee and missed last three games of the year ... Redshirted as a true freshman ... Earned degree in psychology and computer applications.

PERSONAL: Married (Ashlie) ... Earned USA Today honorable mention All-America honors as a senior at Dallas Christian High in Mesquite, Texas working as both an OT and DT ... Helped lead the team to the state private-school titles in 1995 and 1997 ... Was an all-state selection on offense final three seasons ... Recorded 100 tackles on defense as a senior ... Captained the team as both a junior and senior ... Selected to play in the Texas-California Shrine All-Star Game ... Earned four letters in basketball and track ... Two-time all-conference pick in basketball, helping the team to the state crown as a sophomore and was the MVP of the track team as a freshman and sophomore ... Full name: Brian Jordan Black.



4 TODD BOUMAN
QUARTERBACK

6-2, 236 LBS.
ST. CLOUD STATE
BORN AUGUST 1, 1972
RUTHTON, MINNESOTA
ACQ. VETERAN FREE AGENT 2009
EXP: 11TH YEAR

GAMES PLAYED/STARTED: 1997 (0/0, 0/0), 1998 (0/0, 0/0), 1999 (0/0, 0/0), 2000 (0/0, 0/0), 2001 (5/3), 2002 (1/0), 2003 (4/0), 2004 (16/0), 2005 (16/3), 2006 (0/0), 2007 (0/0), 2008 (0/0, 0/0)

NFL TOTALS: 42 games, 6 starts

POSTSEASON TOTALS: 0 games, 0 starts

TRANSACTIONS: Originally signed by Minnesota as an undrafted rookie free agent on 4/25/97 ... Assigned by Minnesota to Barcelona Dragons in NFL Europe on 2/22/99 ... Traded to the Saints from the Minnesota Vikings in exchange for a sixth-round draft choice on 3/13/03 ... Released by New Orleans on 9/3/06 ... Signed by Green Bay on 11/21/06 ... Signed by Jacksonville as a veteran free agent on 10/25/07 ... Released on 11/20/07 ... Re-signed on 2/25/08 ... Released on 8/30/08 ... Signed by Baltimore as veteran free agent on 9/3/08 ... Released on 11/1/08 ... Re-signed by Ravens on 11/5/08 ... Released on 5/1/09 ... Signed by Jaguars as a veteran free agent on 5/5/09.

PRO: Experienced veteran quarterback who has played in 42 games with six starts ... Has spent time with Minnesota, New Orleans, Green Bay and Baltimore ... Spent a month with the Jaguars in 2007 as a backup after injury to David Garrard and also spent time in the club's 2008 training camp ... Was with Baltimore for 2008 season but did not see any action ... Started three games in 2001 for

Minnesota and three games in 2005 with New Orleans ... Has served as holder on field goals ... Allocated to Barcelona Dragons of NFL Europe in 1999 ...

2008: Spent the offseason and training camp with the Jaguars before being released on August 30 ... Signed with Baltimore three days later where he spent the entire season as a backup ...

ADMIN

COACHES

STAFF

PLAYERS

HISTORY

RECORDS

MISC.



ADMIN

Was backup to Joe Flacco for first five games of the season ... Dressed but did not play as 3rd QB for final 10 weeks including postseason ...

2007: Signed on Oct. 25 to serve as backup quarterback after injury to David Garrard ... Was active but did not play on **10/28 at TB**, **11/4 at NO** and **11/11 at TEN** ... **11/18 vs. SD:** Was inactive as third QB ... Was released on Nov. 20 ...

2006: Signed with Green Bay and served as backup quarterback for final six games of season but did not play ... Spent training camp with New Orleans ...

2005: Started final three games for Saints and completed 68 of 122 passes for 722 yards with two TDs and seven INTs ... Tied career-high with three starts ... Served as holder for all 16 games and was the primary backup QB for the first 13 games ... **10/9 at GB:** Saw first action at quarterback in relief of Aaron Brooks in the second half, completing 5 of 13 passes for 31 yards and an INT ... **12/18 vs. CAR:** Got the start and completed 17 of 34 passes for 193 yards with a TD pass and four INTs. Added four rushes for 10 yards ... **12/24 vs. DET:** Completed 21 of 38 passes for 233 yards, tying career high for attempts ... **1/1 at TB:** Completed career-high 25-of-37 passes for 265 yards with a TD and two INTs in season-finale ...

2004: Appeared in all 16 games, serving as the holder ... Was the backup QB for every game ...

2003: Played in four games for Saints was active for all 16 as backup QB ... **9/28 vs. IND:** Saw most extensive action, completing five of eight passes for 62 yards with a TD for a 126.0 passer rating ... **12/14 vs. NYG:** Saw action in the fourth quarter in win, completing two of four passes for 50 yards ...

2002: Played in one game for Vikings ... **11/10 vs. NYG:** Entered in third quarter and connected on three of six passes for 85 yards with a long of 48. Engineered a pair of TD drives and finished with a 95.8 passer rating. Added a nine-yard rush ...

2001: Played in five games with career-high three starts ... Entered season as backup to Daunte Culpepper ... Completed 51 of 89 passes for 795 yards with eight TDs and four INTs for a 98.3 passer rating ... **10/28 at TB:** Saw first NFL action ... **12/2 at PIT:** Entered the game in the fourth quarter after injury to Culpepper. Finished 11 of 15 passing for 200 yards with two TDs and one INT.

Hooked up with Michael Bennett for 80-yard TD, the longest pass play to a running back in franchise history, and fired a 12-yard scoring strike to Randy Moss ... **12/9 vs. TEN:** Led Vikings to win in his first career start as he completed 21 of 31 passes for 348 yards and four TDs, including a 73-yard TD pass to Randy Moss to seal the win in the fourth quarter. Earned NFL Player of the Week honors ... **12/16 at DET:** Started and completed 18 of 38 passes for 243 yards with TD passes of 66 and 13 yards. Became only quarterback in franchise history to have a 60-yard completion in three consecutive games ... **12/23 vs. JAX:** Started and was forced to leave game after injuring his right thumb following three attempts ... Was inactive for final two games ...

2000: Inactive but dressed as the third QB for all 16 regular season games and both playoff contests ...

1999: Was inactive for 15 regular season games and both playoff games ... **10/31 at DEN:** Inactive but dressed as third QB ...

1998: Was inactive but dressed as the third QB in 12 regular season games ... Inactive for playoff games **1/10 vs. ARZ** and **1/17 vs. ATL** ...

1997: Was inactive as third QB for three regular season games and two playoff contests... Signed as a rookie free agent by Minnesota on April 25 ... Signed to practice squad after training camp on Aug. 25.

COLLEGE: Three-year starter at St. Cloud State ... Ranked second in school history in total offense (5,050), third in passing yards (4,354), fourth in completions (326) and TD passes (30) ... Named honorable-mention All-North Central Conference ... Threw only six INTs in 206 attempts as a junior ... Sat out one season after transferring from South Dakota State to St. Cloud State in 1992 ... Also played basketball for three years at St. Cloud State ... Ranked seventh in school's basketball history in 3-point field goals (68) and ninth in steals (94) while he scored 563 career points ... Graduated with a degree in sports sociology.

PERSONAL: Married (Courtney) with daughter, Aivary, and son, Aidan ... Attended Russell Tyler-Ruthton (Minnesota) High ... Earned all-state honors as a senior ... Also earned all-state honors in basketball ... Won National High School Slam Dunk Contest in

COACHES

STAFF

PLAYERS

HISTORY

RECORDS

MISC.



Arizona ... Brothers, Shane and Troy, were starters on the football and basketball teams at South Dakota State ... Shane is the pitching coach for Iowa's

women's softball team ... Born in Ruthton, Minn. ... Full name: Todd Bouman.

TODD BOUMAN'S REGULAR SEASON STATISTICS

PASSING	GP/GS	ATT	CMP	PCT	YDS	TD	INT	LG	RTG
1997 Minnesota	0/0	0	0	0.0	0	0	0	0	0.0
1998 Minnesota	0/0	0	0	0.0	0	0	0	0	0.0
1999 Minnesota	0/0	0	0	0.0	0	0	0	0	0.0
2000 Minnesota	0/0	0	0	0.0	0	0	0	0	0.0
2001 Minnesota	5/3	89	51	57.3	795	8	4	80t	98.3
2002 Minnesota	1/0	6	3	50.0	85	0	0	48	95.8
2003 New Orleans	4/0	13	7	53.8	81	1	0	19	98.6
2004 New Orleans	16/0	0	0	0.0	0	0	0	0	0.0
2005 New Orleans	16/3	122	68	55.7	722	2	7	43	54.7
2006 Green Bay	0/0	0	0	0.0	0	0	0	0	0.0
2007 Jacksonville	0/0	0	0	0.0	0	0	0	0	0.0
2008 Baltimore	0/0	0	0	0.0	0	0	0	0	0.0
NFL totals: 10 years	42/6	230	129	56.1	1,683	11	11	80t	75.3

RUSHING	GP/GS	NO	YDS	AVG	LG	TD	RECORD AS STARTER
2001 Minnesota	5/3	9	61	6.8	21	0	1-2
2002 Minnesota	1/0	1	9	9.0	9	0	--
2003 New Orleans	4/0	3	1	0.3	2	0	--
2004 New Orleans	16/0	0	0	0.0	0	0	--
2005 New Orleans	16/3	8	15	1.9	6	0	0-3
NFL totals: 10 years	42/6	21	86	4.1	21	0	1-5

SACKED-YARDS: 2001: 4-27; 2002: 2-22; 2003: 2-8; 2005: 8-59 (Totals 16-116)



41 TYRON BRACKENRIDGE

CORNERBACK

5-11, 189 LBS.
 WASHINGTON STATE
 BORN JUNE 3, 1984
 PASADENA, CALIFORNIA
 ACQ. WAIVERS 2009 (NEWYORK JETS)
 EXP: 2ND YEAR

GAMES PLAYED/STARTED: 2007 (13/1), 2008 (1/0)

NFL TOTALS: 14 games, 1 start

POSTSEASON TOTALS: 0 games, 0 starts

TRANSACTIONS: Originally signed as undrafted rookie by Kansas City on 5/7/07... Waived on 8/31/08 ... Re-signed on 10/30/08 ... Waived on 11/5/08 ... Signed by New York Jets as veteran free agent on 2/19/09 ... Waived on 5/19/09 ... Claimed off waivers by Jacksonville on 5/20/09.

PRO: Second-year cornerback has spent time with Kansas City and the New York Jets ... Originally signed as an undrafted rookie by the Chiefs ... Career totals include 20 tackles and two forced fumbles in 14 games ...

2008: Spent preseason with the Chiefs before being waived on final cuts ... Was re-signed on Oct. 30 and appeared in one

game ... Saw action on 11/2 vs. TB and finished with four solo tackles, one forced fumble and two special teams tackles ... Was waived on Nov. 5 ...

2007: Played in 13 games with one start ... Totaled 16 tackles (13 solo), one forced fumble and a fumble recovery for a TD ... Added 10 special teams tackles ... Recorded a tackle and forced an Andre



ADMIN

COACHES

STAFF

PLAYERS

HISTORY

RECORDS

MISC.

Johnson fumble on **9/9 at HOU** ... Made first career start on **9/16 at CHI** ... Registered two tackles and returned a Philip Rivers fumble for a 50-yard TD on **9/20 at SD** ... Had four special teams tackles on **11/18 at IND** ... Was inactive on **12/16 vs. TEN** and **12/23 at DET** with a knee injury and was placed on injured reserve on Dec. 26.


COLLEGE: Appeared in 21 games with 12 starts in two seasons at Washington State ... Career totals included 56 tackles (33 solo), five tackles for loss and three INTs ... Started all 12 games as a senior and produced 50 tackles and three INTs

... Earned honorable mention All-Pac 10 honors ... Redshirted in 2005 ... Played in nine games as a junior in 2004 and finished with six tackles ... Began collegiate career with a two-year stint at Chaffey Junior College in Rancho Cucamonga (Calif.) ... Totaled five INTs with two returned for TDs ... Majored in social sciences.

PERSONAL: Single ... Lives in Pasadena, Calif. ... Attended Upland High School (Calif.) ... First name pronounced ty-RON ... Full name: Tyron Lyle Brackenridge.

TYRON BRACKENRIDGE'S REGULAR SEASON STATISTICS

TACKLES	GP/GS	TKL	SOLO	ASST	ST	SACKS	FF	FR	PD	TFL
2007 Kansas City	13/1	16	13	3	10	0.0	1	1	0	0
2008 Kansas City	1/0	4	4	0	2	0.0	1	0	0	0
NFL totals: 2 years	14/1	20	17	3	12	0.0	2	1	0	0



48 JEREMY CAIN LONG SNAPPER

6-1, 245 LBS.
MASSACHUSETTS
BORN MARCH 24, 1980
BOYNTON BEACH, FLORIDA
ACQ. WAIVERS 2009 (WASHINGTON)
EXP: 3RD YEAR

GAMES PLAYED/STARTED: 2004 (5/0), 2005 (3/0), 2007 (9/0, 1/0)

NFL TOTALS: 17 games, 0 starts

POSTSEASON TOTALS: 1 game, 0 starts

TRANSACTIONS: Originally signed as undrafted rookie by Chicago on 4/30/04... Waived on 9/5/04 ... Signed to Chicago practice squad on 9/7/04 ... Signed to active roster on 11/15/04 ... Waived on 9/3/05 ... Signed to Chicago practice squad on 9/5/05 ... Signed to active roster on 12/14/05 ... Waived/injured on 9/1/06 ... Signed by Philadelphia as free agent on 1/10/07 ... Waived on 9/2/07 ... Signed to Tennessee practice squad on 10/24/07 ... Waived on 10/27/07 ... Re-signed on 10/30/07 ... Waived on 8/31/08 ... Signed by Washington as free agent on 12/31/08 ... Waived on 6/12/09 ... Claimed off waivers by Jacksonville on 6/17/09.

PRO: Third-year veteran has played in 17 games with Chicago and Tennessee ... Began career as a fullback/long snapper ... Played in five games as a rookie with Chicago in 2004 ... Did not play in 2006 and 2008 ... Two-time All-America selection at Massachusetts ...

2008: Spent preseason with Tennessee before being waived on August 31 ...

2007: Served as long snapper and on coverage units in nine games for Tennessee and also saw action in one post-season game ... Was signed to Titans' practice squad on Oct. 24 and promoted

to active roster three days later with injury to long snapper Ken Amato ... Posted three special teams tackles ... Had one special teams tackle on **11/4 vs. CAR** ... Saw action at FB on **11/19 at DEN** ...

2006: Was allocated to NFL Europa's Amsterdam Admirals where he served as linebacker and long snapper ... Finished with 38 tackles en route to a World Bowl XIV appearance ... Spent preseason with Chicago before reaching an injury settlement on Sept. 1 ...

2005: Spent first 13 weeks of season on Bears practice squad before being elevat-



ed to active roster for final three regular season games ... Finished with eight tackles and one pass defended ... Played LB in season-finale on **1/1 at MIN** and finished with eight tackles ...

2004: Appeared in five games as a rookie and had two tackles and one special teams tackle ... Originally signed by Chicago as an undrafted rookie and spent first part of the season on the club's practice squad ... Made NFL debut on **11/21 vs. IND** and recorded one special teams tackle.

COLLEGE: Two-time All-America selection ... Two-time candidate for Buck Buchanan Award, given annually to I-AA's

top defensive player ... Ranked fifth on school's all-time list with 363 tackles ... Earned degree in hospitality from Isenberg School of Management in May 2004.

PERSONAL: Single ... Resides in Ft. Lauderdale, Fla. ... Attended St. Thomas Aquinas High (Ft. Lauderdale) and earned all-state honors as senior LB/LS ... Has uncle, Ron, who spent time with Denver in 1960 ... Would like to get into real estate following his football career ... Took part in the NFL's business education program at Wharton School of the University of Pennsylvania in 2008 ... Born in Boynton Beach, Fla. ... Full name: Jeremy Robert Cain.



37 SEAN CONSIDINE
SAFETY

6-0, 212 LBS.
IOWA
BORN DECEMBER 17, 1982
BYRON, ILLINOIS
ACQ. UFA 2009 (PHILADELPHIA)
EXP.: 5TH YEAR

GAMES PLAYED/STARTED: 2005 (6/0), 2006 (16/9, 2/2), 2007 (8/8), 2008 (16/0, 3/0)

NFL TOTALS: 46 games, 17 starts

POSTSEASON TOTALS: 5 games, 2 starts

TRANSACTIONS: Originally drafted by Philadelphia in the fourth round (102nd overall) of the 2005 draft ... Signed by Jacksonville as an unrestricted free agent on 2/27/09.

PRO: Fifth-year veteran has made 17 career starts at safety and excels on special teams ... Spent the past four seasons with the Philadelphia Eagles where he played in 46 games ... Career totals include 165 tackles, 1.5 sacks, two interceptions, two fumble recoveries and one forced fumble ... Recorded 68 special teams tackles in four seasons ... Has played in five career postseason games with two starts ... Played in all 16 games in 2008 and led the Eagles with a career-high 32 special teams tackles ... Recorded a career-high 107 tackles in 2006 as he made career-high nine starts at strong safety ... Former fourth-round pick, the 102nd player taken overall ... Started career at Iowa as a walk-on before earning a scholarship as a sophomore ...

2008: Played in all 16 games for the second time in four seasons, primarily on special teams ... Led team with 32 special teams tackles ... Finished with 11 tackles (five solo) on defense, one tackle

for loss and one quarterback pressure ... Played in all three postseason games and finished with three special teams tackles ... Had four tackles in the season-opener on **9/7 vs. STL** and followed with three tackles on **9/15 at DAL** ... **11/2 at SEA:** Registered four special teams tackles in win ... Recorded a team-high four special teams tackles on **11/16 at CIN** ... **12/28 vs. DAL:** Had two tackles in regular season finale ...

2007: Started first eight games before suffering a season-ending shoulder injury ... Totaled 47 tackles (31 solo), one interception and one pass defended ... Added two special teams tackles ... **9/17 vs. WAS:** Finished with six tackles (four solo) ... **9/23 vs. DET:** Intercepted Jon Kitna in the back of the end zone, thwarting a Lions drive ... **9/30 at NYG:** Totaled six tackles (five solo) ... Registered eight tackles on **10/14 at NYJ** and **10/21 vs. CHI** ... Had seven tackles on **10/28 at MIN** ... Suffered a

ADMIN

COACHES

STAFF

PLAYERS

HISTORY

RECORDS

MISC.



shoulder sprain on **11/4 at DAL** and was placed on injured reserve on 11/7 ...

2006: Played in all 16 games for the first time in his career and started last nine games at strong safety ... Finished with a career-high 107 tackles (66 solo) and then career-high 26 special teams tackles ... Added 1.5 sacks, one INT, five passes defended, two fumble recoveries and one forced fumble ... **10/22 at TB:** Made first career start and finished with eight tackles (five solo) ... **10/29 vs. JAX:** Recorded nine tackles and one fumble recovery ... **11/19 vs. TEN:** Registered first career sack of Vince Young along with nine tackles ... Produced career-high 14 tackles on **11/26 at IND** and **12/10 at WAS** ... **12/31 vs. ATL:** Picked off Matt Schaub for first career INT and also recorded a sack, finishing with nine tackles in regular season finale ... **1/7 vs. NYG:** Started at SS in NFC Wild Card Game and finished with four tackles ... **1/13 at NO:** Started at SS and had nine tackles (five solo) in NFC Divisional Playoff Game ...

2005: Played in six games, mainly on special teams, before being placed on injured reserve with a shoulder injury ... Finished with eight special teams tackles ... Was inactive for first three weeks ... Saw first career action on **10/2 at KC** ... **11/14 vs. DAL:** Suffered a dislocated shoulder and was placed on injured reserve two days later.

COLLEGE: Started career as a walk-on and was a four-year letterman ... Earned Academic All-Big Ten honors four times ... Earned honorable mention All-Big Ten honors as a senior safety with 48 tackles, three INTs and one blocked kick ... Took

over the starting free safety position as a junior and recorded 66 tackles, three INTs and two blocked kicks ... Earned a scholarship as a sophomore in 2002 ... Redshirted in 2000 ... Graduated with a degree in marketing.

PERSONAL: Married (Nicole) with son, Caden James ... Wife Nicole ran track at Augustana College ... Attended Byron High School (Byron, Ill.) ... Earned all-state honors as a junior and senior running back ... Holds school records with 4,010 rushing yards and 65 TDs ... Led team to state title as a senior with 1,580 rushing yards and school-record 34 TDs ... Grew up in Byron, Ill., a small town with a population of 2,400 ... Picked up a new hobby in the 2007 offseason through his father-in-law: purchasing cattle to raise, breed and sell ... Enjoys fishing and hunting ... Holds high school record with eight home runs in a season and was recruited by several colleges to play center field ... Hosts annual Considine Cancer Classic golf tournament in his hometown to benefit the American Cancer Society ... Conducts an annual football camp in his hometown for children in the 2nd through 5th grade called the "State Champ Camp" ... Works with the "Aiming for a Cure" charity, sponsored by "Hunter's Specialties," that benefits the Children's Hospital of Iowa ... Long-time fan of Chicago Cubs and has made at least one trip to Wrigley Field every year since he was a child ... First job was a farmhand on his best friend's ranch in Byron, Ill. ... Attended 2009 Jaguars Draft Day Party ... Visited St. Pius Catholic School in 2009 as part of Super Bowl of Caring Program ... Name pronounced: CON-sih-dine ... Full name: Sean Richard Considine.

SEAN CONSIDINE'S REGULAR SEASON STATISTICS

	TACKLES	GP/GS	TKL	SOLO	ASST	ST	SACKS	FF	FR	PD	TFL
2005 Philadelphia		6/0	0	0	0	8	0.0	0	0	0	0
2006 Philadelphia		16/9	107	66	41	26	1.5	1	2	5	3
2007 Philadelphia		8/8	47	31	16	2	0.0	0	0	1	1
2008 Philadelphia		16/0	11	5	6	*32	0.0	0	0	0	1
NFL totals: 4 years		46/17	165	102	63	68	1.5	1	2	6	5

*Team leader

	INTERCEPTIONS	GP/GS	NO	YDS	AVG	LG	TD
2006 Philadelphia		16/9	1	12	12.0	12	0
2007 Philadelphia		8/8	1	0	0.0	0	0
NFL totals: 4 years		46/17	2	12	6.0	12	0

SEAN CONSIDINE'S POSTSEASON STATISTICS

	TACKLES	GP/GS	TKL	SOLO	ASST	ST	SACKS	FF	FR	PD	TFL
2006 Philadelphia		2/2	13	7	6	0	0.0	0	0	0	0
2008 Philadelphia		3/0	0	0	0	3	0.0	0	0	1	0
NFL totals: 4 years		5/2	13	7	6	3	0.0	0	0	1	0

ADMIN

COACHES

STAFF

PLAYERS

HISTORY

RECORDS

MISC.



56 JUSTIN DURANT

LINEBACKER

6-1, 240 LBS.
HAMPTON
BORN SEPTEMBER 20, 1985
FLORENCE, SOUTH CAROLINA
ACQ. 2ND ROUND OF 2007 DRAFT
EXP: 3RD YEAR

GAMES PLAYED/STARTED: 2007 (13/8, 2/2), 2008 (14/12)

NFL TOTALS: 27 games, 20 starts

POSTSEASON TOTALS: 2 games, 2 starts

TRANSACTIONS: Originally drafted in the second round (48th overall) of the 2007 draft.

PRO: Hard-hitting linebacker who has started 20 of 27 games in his first two seasons ... Career totals include 183 tackles (131 solo), one sack, one forced fumble and one INT ... Led team with seven tackles for loss and ranked third with a career-high 113 tackles in 2008, starting a career-high 12 games ... Led the team in 2007 with 31 postseason tackles ... Joined Reggie Nelson as the only two rookies to start more than eight games in 2007 ... Finished with 17 tackles against Pittsburgh in AFC Wild Card Game, the second-most by a Jaguar in postseason history (23, Kevin Hardy, 1/10/99 at N.Y. Jets) ...

2008: Played in 14 games with a career-high 12 starts ... Ranked third on team with a career-high 113 tackles (81 solo) ... Led team with seven tackles for loss along with six passes defended and one QB pressure ... Added three special teams tackles ... Selected to USA Today All-Joe Team, which goes to players and coaches who have overachieved and are often overlooked ... **9/7 at TEN:** Had eight solo tackles in a reserve role ... **9/14 vs. BUF:** Started and suffered groin strain in the second quarter and returned to the game but was sidelined again in the second half ... Was inactive **9/21 at IND** and **9/28 vs. HOU** ... Returned to action on **10/5 vs. PIT** and collected 10 tackles and one pass defended ... **10/12 at DEN:** Started at OLB and recorded six solo tackles, one for a loss, and one pass defended ... **10/26 vs. CLE:** Registered 11 tackles in start ... **11/9 at DET:** Totaled 12 tackles and did not miss a snap ... **11/16 vs. TEN:** Made nine tackles and two special teams tackles ... **11/23 vs. MIN:** Posted a team-high two tackles for loss ... **12/14**

vs. GB: Recorded six tackles and one QB pressure ... **12/18 vs. IND:** Had 10 tackles and one pass defended ... **12/28 at BAL:** Made season-high 14 tackles and did not miss a snap ...

2007: Played in 13 games and started eight ... Team record was 6-2 while in the starting rotation ... Recorded 70 tackles, one sack, one INT and one forced fumble ... Led team in tackles in the postseason with 31 ... Was inactive for two games (**11/4 at NO** and **11/11 at TEN**) ... **9/16 vs. ATL:** Made first career start at OLB and recorded six tackles ... **11/25 vs. BUF:** Moved into the starting lineup after season-ending injury to Mike Peterson and recorded first career INT ... **1/5 at PIT:** Started at OLB in AFC Wild Card Game. Led team with 17 tackles which ranked second in team history ... **1/12 at NE:** Started at OLB in AFC Divisional Playoff Game and was second on team with 14 tackles.

COLLEGE: Became first player in Mid-Eastern Athletic Conference history to earn MEAC Defensive Player of the Year honors three times ... Started 39 of 43 games at MLB and ranked second in school history with 353 tackles (185 solo) ... Contributed 10 sacks, three fumble recoveries and four INTs ... Selected as Sheridan Broadcasting Network Black College All-America three times, joining the likes of QB Steve McNair (Alcorn State), LB Tracy White (Howard), S Antoine Bethea (Howard) and TE Shannon Sharpe (Savannah State) as three-time members of that prestigious post-season team ... Majored in sports management.

PERSONAL: Single ... Resides in

ADMIN

COACHES

STAFF

PLAYERS

HISTORY

RECORDS

MISC.



Florence, S.C. ... Active participant in Jaguars Rookie Club ... Brother of former North Carolina quarterback Darian Durant ... Attended the 2008 Draft Day Fan Fest and Food Drive Kickoff Event ... Established a program in the offseason

with the linebackers to make bi-weekly visits to Wolfson Children's Hospital, where the players visit with patients, sign autographs and distribute gifts ... Full name: Justin Ryan Durant.

JUSTIN DURANT'S REGULAR SEASON STATISTICS


TACKLES		GP/GS	TKL	SOLO	ASST	ST	SACKS	FF	FR	PD	TFL
2007	Jacksonville	13/8	70	50	20	5	1.0	1	0	2	3
2008	Jacksonville	14/12	113	81	32	3	0.0	0	0	6	*7
NFL totals: 2 years		27/20	183	131	52	8	1.0	1	0	8	10

INTERCEPTIONS		GP/GS	NO	YDS	AVG	LG	TD
2007	Jacksonville	13/8	1	2	2.0	2	0
2008	Jacksonville	14/12	0	0	0.0	0	0
NFL totals: 2 years		27/20	1	2	2.0	2	0

*Team leader

JUSTIN DURANT'S POSTSEASON STATISTICS

TACKLES		GP/GS	TKL	SOLO	ASST	ST	SACKS	FF	FR	PD	TFL
2007	Jacksonville	2/2	31	23	8	0	0.0	0	0	0	4

**99 ATIYAH ELLISON**
DEFENSIVE TACKLE

6-3, 322 LBS.
MISSOURI
BORN SEPTEMBER 29, 1981
ST. LOUIS, MISSOURI
ACQ. SAN FRANCISCO PRACTICE
SQUAD 2008
EXP.: 2ND YEAR

GAMES PLAYED/STARTED: 2006 (0/0), 2007 (0/0), 2008 (0/0)

NFL TOTALS: 0 games, 0 starts

POSTSEASON TOTALS: 0 games, 0 starts

TRANSACTIONS: Originally a third round (89th pick overall) draft choice by Carolina in 2005 NFL Draft ... Waived by Carolina on 9/3/05 ... Signed by Carolina to the practice squad on 9/5/05 ... Signed by Carolina to the 53-man roster from the practice squad on 9/14/05 ... Waived by Carolina on 9/24/05 ... Signed by Carolina to the practice squad on 9/27/05 ... Signed by Carolina to the 53-man roster from the practice squad on 10/31/05 ... Waived by Carolina on 9/2/06 ... Signed by Houston on 9/3/06 ... Waived by Houston on 9/7/06 ... Signed by Baltimore to the practice squad on 9/12/06 ... Signed by Baltimore to the 53-man roster from the practice squad on 12/4/06 ... Waived by Baltimore on 9/1/07 ... Signed by Baltimore to the practice squad on 9/2/07 ... Signed by San Francisco off the Baltimore practice squad on 9/5/07 ... Waived by San Francisco 8/30/08 ... Signed to San Francisco practice squad 8/31/08 ... Signed by Jacksonville off San Francisco practice squad on 12/10/08.

PRO: Talented, powerful lineman who was signed by Jacksonville off the 49ers practice squad on Dec. 10, 2008 ... Has quick burst along with strong, active hands ... Spent final three weeks of the 2008 season on the Jaguars active roster ... Was originally a third-round pick of Carolina in 2005 draft ... Started 31 games at Missouri ...

2008: Spent first 14 weeks of the season

on the 49ers practice squad after being signed on Aug. 30 ... Was inactive **12/14 vs. GB, 12/18 vs. IND** and **12/28 at BAL** ...

2007: Inactive for all 16 games after being signed from Ravens' practice squad prior to start of season ...

2006: Spent time on Ravens' practice squad prior to being signed to active

ADMIN

COACHES

STAFF

PLAYERS

HISTORY

RECORDS

MISC.



ADMIN

COACHES

STAFF

PLAYERS

HISTORY

RECORDS

MISC.

roster on December 4 ... Inactive **12/10 at KC, 12/17 vs. CLE** and **12/24 at PIT** before being placed on injured reserve with a shoulder injury on December 30 ...

2005: Inactive for 10 games and three postseason contests after being signed to active roster from practice squad on October 31 ... Originally selected by the Carolina Panthers in the third round (89th overall) in the 2005 NFL Draft.

COLLEGE: Played in 36 games with 31 starts at Missouri, tallying 171 tackles, 6.5 sacks and five passes defended ... Elected team captain as senior, earning first-team All-Big 12 honors after playing in all 11 games and tallying 60 tackles and 2.5 sacks ... Tallied career-high 72 tackles, four sacks, two forced fumbles and five passes defended as a junior ... Recorded 39 tackles, two forced fumbles and one fumble recovery in 12 games with nine starts at defensive end as a sophomore ... Attended Coffeyville (Kan.) Junior

College for two years, redshirting in 2000 ... In 2001, lined up at defensive end and posted 57 tackles and five sacks in 10 contests.

PERSONAL: Married (Jessica), with two sons, Braylon and Tyson ... Attended Parkway South (St. Louis) High, where he earned All-State and All-Metro honors as a senior after totaling 47 tackles and three sacks ... Runs summer football camp at a YMCA in Boonville, Mo. for children from kindergarten to 12th grade ... Attended the inaugural Jacksonville Jaguars Booster Club/SAL Celebrity Bar-B-Que event in 2009 ... Makes regular visits to Children's Home Society of Florida ... Showed support for Teacher Appreciation Week with a visit to Mount Herman ESE Center in 2009 ... Visited West Jacksonville Elementary School to reward participants of the Jaguars Readers Program ... Full name: Atiyah Ramadan Ellison (pronounced ah-TEE-ah).



83 GREG ESTANDIA
TIGHT END

6-8, 266 LBS.
NEVADA-LAS VEGAS
BORN NOVEMBER 18, 1982
MOORPARK, CALIFORNIA
ACQ. WAIVERS (CINCINNATI) 2006
EXP.: 3RD YEAR

GAMES PLAYED/STARTED: 2007 (10/0), 2008 (16/2)

NFL TOTALS: 26 games, 2 starts

POSTSEASON TOTALS: 0 games, 0 starts

TRANSACTIONS: Originally signed by Cincinnati as an undrafted rookie on 5/1/06 ... Waived by Cincinnati on 5/29/06 ... Claimed off waivers by Jacksonville on 5/30/06.

PRO: Former undrafted free agent plays key role on special teams and provides depth at TE ... Tallest player on Jaguars roster at 6-8 along with fellow TE Richard Angulo ... Has played in 26 games the last two seasons including 16 games in 2008 ... Had career-high 10 receptions in 2008 and ranked third on the club with 13 special teams tackles ... Former basketball player impressed coaching staff with pass-catching ability in 2006 training camp to make opening day roster ... Claimed off waivers by Jaguars on May 30, 2006 and spent the 2006 season on practice squad ...

2008: Played in all 16 games with two

starts ... Finished with career-high 10 receptions for 113 yards ... Ranked third on team with 14 special teams tackles ...

10/5 vs. PIT: Led team with three special teams tackles ... **10/12 at DEN:** Recorded two receptions for 26 yards ...

11/23 vs. MIN: Made first career start in two-TE set and finished with two receptions for 28 yards with a career-long of 23 yards ... **12/14 vs. GB:** Recorded a career-high four receptions for 36 yards and added one special teams tackle ...

2007: Saw action in 10 games at TE and had nine receptions for 136 yards (15.1 avg.) with a long of 30 yards ... Added seven special teams tackles ... Played in

first 10 games before suffering shoulder injury on **11/25 vs. BUF** and was placed on injured reserve ... **9/9 vs. TEN:** Made first career reception, a six-yard catch ... **10/7 at KC:** Finished with three receptions for 38 yards ... **10/28 at TB:** Recorded career-long 30-yard reception from Quinn Gray...

2006: Spent entire season on the Jaguars practice squad.

COLLEGE: Began career at Moorpark Junior College (Calif.) before transferring to UNLV ... Led team with 49 receptions for 563 yards and seven TDs as a senior ... Set a school record for TDs by a TE ... Injured knee in the preseason as a junior and was granted a medical redshirt ... Played in all 12 games in 2003 with four starts at TE ... Ranked fourth on the team with 20 receptions for 234 yards and three TDs ... Blocked two kicks and was named Mountain West Conference Special Teams Player of the Week after blocking a field goal vs. Toledo ... Spent 2001-02 seasons at Moorpark J.C. ... Had 22 receptions for 10 TDs as a sophomore ... Majored in social science studies.

PERSONAL: Single ... Lives in Moorpark, Calif. ... Attended Moorpark (Calif.) High ... Lettered in baseball, basketball and football and earned All-Miramonte honors in each sport as a senior ... Participates in a variety of community outreach activities and supports team-sponsored events including Draft Day Fan Fest, Operation Blessing and Food Drive Kickoff event ... Attended the Jaguars Booster Club's 7th-Annual Hoedown in 2008 ... Participated in the 2008 and 2009 Jacksonville Association of Firefighters charity softball tournament at Jacksonville University ... Visited more than 100 children at Wolfson Children's Hospital in December of 2008 and distributed teddy bears and autographed items to the patients ... Participated in the 2009 Heal Zoo Walk for Autism at the Jacksonville Zoo ... Participated in the St. Pius V Catholic School Field Day in 2009 ... Served as a judge for the inaugural Jacksonville Backyard BBQ Championships ... Served as instructor for the 2009 NFL 101 Workshop for Women ... Full name: Gregory Michael Estandia.

GREG ESTANDIA'S REGULAR SEASON STATISTICS

RECEIVING	GP/GS	NO	YDS	AVG	LG	TD
2007 Jacksonville	10/0	9	136	15.1	30	0
2008 Jacksonville	16/2	10	113	11.3	23	0
NFL totals: 2 years	26/2	19	249	13.1	30	0

ADDITIONAL STATISTICS: Special teams tackles: 7 in 2007, 14 in 2008

REGULAR SEASON ATTENDANCE HISTORY

	HOME TOTAL	HOME AVG.	ROAD TOTAL	ROAD AVG.	TOTAL	AVG.
1995	554,814	69,352	467,619	58,452	1,022,433	63,902
1996	533,533	66,692	382,383	47,798	915,916	57,245
1997	557,547	69,693	420,543	52,568	978,090	61,130
1998	561,472	70,184	490,956	61,370	1,052,428	65,777
1999	540,805	67,601	524,545	65,568	1,065,350	66,584
2000	482,510	60,314	509,447	53,681	991,957	61,997
2001	483,542	60,443	504,237	63,030	987,779	61,736
2002	450,216	56,277	525,010	65,626	975,226	60,952
2003	449,700	56,213	552,556	69,070	1,002,256	62,641
2004*	555,464	69,433	496,092	62,012	1,051,556	65,722
2005*	525,519	65,690	512,337	64,042	1,037,856	64,866
2006"	534,866	66,858	569,186	71,148	1,104,052	69,003
2007*	522,261	65,283	544,420	68,053	1,066,681	66,668
2008*	522,778	65,347	531,535	66,442	1,054,313	65,895

*Tickets Distributed

ADMIN

COACHES


STAFF

PLAYERS

HISTORY

RECORDS

MISC.

9 DAVID GARRARD
QUARTERBACK

6-1, 236 LBS.
EAST CAROLINA
BORN FEBRUARY 14, 1978
DURHAM, NORTH CAROLINA
ACQ. 4TH ROUND OF 2002 DRAFT
EXP: 8TH YEAR

GAMES PLAYED/STARTED: 2002 (4/1), 2003 (2/0), 2004 (4/2), 2005 (7/5, 1/0), 2006 (11/10), 2007 (12/12, 2/2), 2008 (16/16)

NFL TOTALS: 56 games, 46 starts

POSTSEASON TOTALS: 3 games, 2 starts

TRANSACTIONS: Originally drafted in the fourth round (108th overall) of the 2002 draft.

PRO: Veteran QB is in his third season as starter after taking over the job on Aug. 31, 2007 ... Has played in 56 games with 46 starts over seven seasons and owns a 24-22 career record ... Career totals include 856 of 1,399 passing for 9,672 yards with 51 TDs and 29 INTs for an 85.4 passer rating ... Has 237 career rushes for 1,144 yards and nine TDs ... Ranks first in franchise history with 61.2 career completion percentage and second in yards, attempts, completions, passer rating and tied for second in TD passes ... Owns two of the top three single-season franchise marks for completion percentage ... Holds the franchise record at eight consecutive games without throwing an interception ... Has produced 19 100-plus rating games, 17 as a starter, and 14 games with multiple TDs ... Jaguars are 12-5 in his 100-plus rating games as a starter and 11-3 when he throws for multiple TDs ... Ranked third among NFL QBs in rushing yards since 2006 with 757 and was second among all QBs in 2008 with a career-high 322 rushing yards ... Ranked first in franchise postseason history with 76.4 career passer rating and ranked second with 486 passing yards, 62 attempts, 34 completions, three TDs and 54.8 completion percentage ... Set career-highs for completions (335), attempts (535) and yards (3,620) in 2008 ... Recorded first two career 300-yard passing games in 2008, becoming the fourth QB in franchise history to have two 300-yard passing games in a single season (Mark Brunell, Byron Leftwich, Quinn Gray) ... Ranked third in the NFL in 2007 with a franchise-record 102.2 passer rating and finished as the NFL's best in third down passing (128.8) ... Led Jaguars to a 9-3 mark as a starter in 2007, the most wins by a Jaguars starter since Brunell posted a 13-2 record in 1999 ...

Led Jaguars to first postseason win since 1999 ... Set the franchise single-season record in 2007 with 64.0 completion percentage ... In 2007 finished with second-lowest interception percentage in a season for any quarterback in NFL history in 2007 with 300-plus attempts, at 0.92 (3 ints. in 325 atts.) ... Owns 8-2 record in starts against NFC opponents ... Has 116 completions of 20-plus yards with 16 TDs ... Has thrown two or more INTs in only five of 56 games ... Battled back from offseason surgery in his fight against Crohn's disease in 2004 ... One of only 10 players who have started at QB for Jaguars ... Third of four QBs drafted by Jaguars, following Rob Johnson (fourth round, 1995) and Jonathan Quinn (third round, 1998) and before Byron Leftwich (first round, 2003) ... Has played against 26 different NFL teams. The only teams he has never played against are Dallas, New Orleans, St. Louis, Seattle and Washington ... Owns 14-12 record at home as a starter and 10-10 on the road ... Ranks second among Jaguars rookie QBs in attempts, completions and passing yards ...

2008: Started all 16 games for first time in career, the first Jaguars QB since Mark Brunell in 2000 to start all 16 games ... Joined Tony Pashos, Khalif Barnes and Brian Williams as the only players to start all 16 games ... Named team captain ... Recorded a career-high 335 completions on 535 attempts for 3,620 yards with 15 TDs and 13 INTs for a 81.7 rating ... Ranked second in franchise history for single-season completions and third in passing yards and completion percentage (62.6) ... Ranked 10th in the NFL in passing yards, 6th in the AFC ... Ranked second among all NFL QBs and third on the team with a career-high 322 rushing

ADMIN

COACHES

STAFF

PLAYERS

HISTORY

RECORDS

MISC.



ADMIN

COACHES

STAFF

PLAYERS

HISTORY==

RECORDS

MISC.

yards on 73 carries ... The 73 rushes were the second-most rushes by a Jaguars QB in team history (80, Brunell, 1996) ... Posted first two 300-yard passing games of career ... Became fourth QB in franchise history to have two 300-yard passing games in a single season (Brunell, Leftwich, Gray) ... Registered career-best 42 completions of 20-plus yards with five TDs ... In the five Jaguars wins, completed 103 of 146 passes (70.5 pct.) for 1,155 yards with six TDs and only one INT for a 104.7 passer rating ... Had a 100-plus passer rating in four of the five wins ... Led the club to three comeback wins ... Recorded a 60-plus completion percentage in 11 of 16 games including five games with a 70-plus completion percentage ... **9/7 at TEN:** Completed 23 of 25 passes for 215 yards with one TD and two INTs. Was sacked seven times ... **9/14 vs. BUF:** Was 17 of 28 passing for 165 yards with one INT along with six rushes for 32 yards. Ended streak of seven straight games with a TD pass dating back to 2007 ... **9/21 at IND:** Led a game-winning drive with 1:07 remaining capped by Josh Scobee's 51-yard field goal with four seconds left. Totaled 16 of 22 passing (72.7 pct.) for 167 yards and one INT ... **9/28 vs. HOU:** Recorded a 103.1 passer rating, completing 23 of 32 passes (71.9 pct.) for 236 yards with one TD in overtime win. Had 41 rushing yards on seven carries including a five-yard TD run in the fourth quarter. Led team to a game-winning field goal in OT, complet-

ing both pass attempts for 46 yards ... **10/5 vs. PIT:** Completed 18 of 32 passes for 200 yards with a 24-yard TD pass to Mercedes Lewis ... **10/12 at DEN:** Was 25 of 32 (73.5 pct.) for 276 yards with one TD for a 107.0 rating. Hooked up with Mercedes Lewis for a 30-yard TD pass in the third quarter for the game-winning score ... **10/26 vs. CLE:** Completed 25 of 42 passes for 283 yards with two TDs for a 95.6 passer rating and added 59 rushing yards on seven carries ... **11/2 at CIN:** Totaled 23 of 38 passing for 229 yards with one INT along with six rushes for 23 yards. Ended four-game streak without an INT and streak of 167 attempts without throwing an INT. Surpassed 1,000 career rushing yards. Directed offense to 16 fourth quarter points ... **11/9 at DET:** 18 of 25 passing (72.0 pct.) for 238 yards with two TDs for a 128.4 passer rating, the second-highest of his career ... **11/16 vs. TEN:** Totaled 13 of 30 passing for 135 yards and one INT in 50th career game ... **11/23 vs. MIN:** Recorded first career 300-yard passing game with 317 yards and one TD and two INTs on 27 of 45 passing. The 45 attempts set a career-high. Surpassed previous single-season highs in attempts, completions and rushing attempts ... **12/1 at HOU:** Completed 71.4 percent of passes with 25 of 35 for 287 yards with one TD and one INT for a 93.4 passer rating. Caught a pass for minus-six yards on a deflection. Surpassed his previous single-season high for passing yards ... **12/7 at CHI:** Totaled 19 of 38 passing for

DAVID GARRARD'S TOP GAMES

David Garrard has produced 19 100 plus rating games, 17 as a starter, and the Jaguars are 12-5 in those starts. Here's the list:

DATE	OPPONENT	W/L	RATING	PASSING TOTALS
12/3/06	at Miami*	W	136.4	22-16-229, 2 TDs
11/9/08	at Detroit*	W	128.4	25-18-238, 2 TDs
10/26/03	vs. Tennessee*	L	122.2	12- 9- 86, 1 TD
11/5/06	vs. Tennessee	W	120.6	22-12-177, 3 TDs
10/31/04	at Houston	L	118.8	2- 2- 28
11/26/06	at Buffalo*	L	118.0	22-16-132, 2 TDs
9/16/07	vs. Atlanta*	W	117.4	25-17-272, 1 TD
11/18/07	vs. San Diego*	W	114.8	24-15-189, 2 TDs
12/24/06	vs. New England*	L	113.5	23-17-195, 1 TD
12/23/07	vs. Oakland*	W	113.0	18-11-199, 2 TDs
12/2/07	at Indianapolis*	L	112.2	29-24-257, 2 TDs
10/7/07	at Kansas City*	W	109.8	27-20-218, 1 TD
9/23/07	at Denver*	W	109.2	14-20-154, 1 TD
10/12/08	at Denver*	W	107.0	25-34-276, 1 TD
12/14/08	vs. Green Bay*	W	105.4	21-33-238, 2 TDs
12/11/05	vs. Indianapolis*	L	103.3	35-26-250, 1 TD
9/28/08	vs. Houston*	W	103.1	32-23-236, 1 TD
10/14/07	vs. Houston*	W	102.7	34-22-221, 2 TDs
12/24/05	at Houston*	W	100.5	31-18-292, 1 TD

*Started



178 yards with one TD and one INT ... **12/14 vs. GB:** Was 21 of 33 passing for 238 yards with two TDs and a 105.4 passer rating. Connected with Dennis Northcutt on a 30-yard TD pass in the first quarter and hit Maurice Jones-Drew for a 14-yard TD pass in the fourth quarter. Hooked up with Northcutt for a season-long 41-yard completion in the fourth quarter. Moved into second place in team history for career passing yards ... **12/18 vs. IND:** Completed a career-high 28 of 41 passes for a career-high 329 yards with one TD and one INT for a 90.4 passer rating ... **12/28 at BAL:** Became first Jaguars QB to start all 16 games since Mark Brunell in 2000 and marked only the third time in team history. Finished 14 of 25 passing for 127 yards with one TD and two INTs. Had 23-yard TD pass to Alvin Pearman in the first quarter ...

2007: Entered season as the starter for first time in career and led Jaguars to a 9-3 mark in 12 starts, joining Mark Brunell as the only two Jaguars QBs to win nine starts in a season ... Missed three games with an ankle injury and was healthy deactivation for regular season finale ... Started both postseason games ... Named team captain ... Established then career-highs as he completed 208 of 325 passes for 2,509 yards with 18 TDs and a NFL-low three INTs for a 102.2 passer rating ... Set franchise single-season record for highest passer rating and completion percentage (64.0) ... Led NFL in third down passing (128.8) and ranked third in passer rating and fifth in fourth quarter passing (103.9) ... Finished with second lowest INT percentage in a season for any QB in NFL history with 300-plus attempts at 0.92 (3 INTs. in 325 atts.). The lowest was 0.90 by Steve DeBerg in 1990 (4 INTs. in 444 att.) ... Threw an INT in only three of 12 games ... Set team records by starting season with 230 consecutive passes without an INT over a span of eight games ... Recorded a 100-plus passer rating in career-high seven games and threw for multiple TDs in five of the last six games ... Had 34 completions of 20-plus yards with six TDs ... Recorded a 60.0 completion percentage in nine of the last 11 regular season games ... Directed offense that set the franchise single-season record for points (411, 25.7 avg.), TDs (50), TD passes (28) and yards per play (5.6) ... Offense ranked seventh in the NFL at 357.4 yards per game, the second-highest ranking in franchise history ... Jaguars totaled 400-plus yards in a team-record seven games and scored 24 or more points in 10 consecutive games for the first time in team history ... Named to USA Today All-Joe

Team which goes to players and coaches who have overachieved and are often overlooked ... Was named second alternate for Pro Bowl despite playing in only 12 games ... **9/9 vs. TEN:** Connected with rookie John Broussard on a 47-yard TD pass, then the longest TD pass of his career ... **9/16 vs. ATL:** 17 of 25 passing for 272 yards with one TD for a 117.4 rating. Hooked up with Reggie Williams on 14-yard TD pass for game-winning score in fourth quarter ... **9/23 at DEN:** Completed 14 of 20 passes (70.0 pct.) for 154 yards and one TD and had career-high 12 rushes for 52 yards ... **10/14 at HOU:** Was 22 of 34 passing for 221 yards with two TDs for a 102.7 passer rating, his fourth consecutive game with a 100-plus passer rating. Tied Byron Leftwich and Mark Brunell for fourth in team history with eighth consecutive game with a passing TD ... **10/22 vs. IND:** Completed eight of 12 passes for 72 yards in ESPN Monday Night Football Game, but left game in the second quarter with an injured left ankle ... Was inactive for next three games on **10/28 at TB**, **11/4 at NO** and **11/11 at TEN** (3rd QB) ... **11/18 vs. SD:** Returned to starting lineup and finished 15 of 24 passing (62.5 pct.) for 189 yards and two TDs for 114.8 passer rating ... **11/25 vs. BUF:** Established then career-high with 296 passing yards, completing 23 of 37 passes with a career-long 59-yard TD pass to Reggie Williams. Extended team record with his eighth consecutive game without an INT, and surpassed his own team record of 209 consecutive pass attempts without an INT ... **12/2 at IND:** Was 24 of 29 passing (82.8 pct.) for 257 yards with two TDs and one INT for a 112.2 passer rating. Snapped team record streak of eight consecutive games without an INT, and ended his own team record with 230 consecutive pass attempts without an INT by Antoine Bethea on 22nd pass attempt of the game. Posted career-high 82.8 completion percentage which ranked fourth in team history ... **12/16 at PIT:** Tied career-high with three TD passes, completing 17 of 33 for 197 yards and was named NFL FedEx Express Player of the Week ... **12/23 vs. OAK:** Notched fifth consecutive game with at least two TD passes ... **12/30 at HOU:** Dressed but did not play in regular season finale ... **1/5 at PIT:** Made first career postseason start in AFC Wild Card Game and directed club to first postseason win since 1999 and first road playoff win since Jan. 4, 1997. Completed nine of 21 passes for 140 yards with one TD and two INTs. Rushed five times for 58 yards including a 32-yard run in the fourth quarter on fourth-and-two to set up the game-winning field goal. Connected with

ADMIN

COACHES

STAFF

PLAYERS

HISTORY

RECORDS

MISC.



ADMIN

COACHES

STAFF

PLAYERS

HISTORY

RECORDS

MISC.

Maurice Jones-Drew on a 43-yard TD pass, a career-long postseason completion ... **1/12 at NE:** Set postseason career-highs in AFC Divisional Playoff Game, with 22 of 33 passes (66.7 pct.) for 278 yards with two TDs and one INT for 100.3 passer rating. Set franchise single-game postseason records for completions and passing yards and set team postseason mark with eight consecutive completions in the first half ...

2006: Played in 11 games while starting 10, compiling a 5-5 mark as a starter ... Completed 145 of 241 passes for 1,735 yards and 10TDs and 9 INTs for a passer rating of 80.5 ... Had 24 completions of 20-plus yards and posted 100-plus rating in four games ... **10/29 at PHI:** Made first start of the season and was 10 of 17 for 87 yards along with eight rushes for 36 yards ... **11/5 vs. TEN:** Had a career-high three TD passes and 120.6 passer rating, his highest career rating as a starter. Finished 12 of 22 passing for 177 yards ... **11/20 vs. NYG:** Led Jaguars to a victory on Monday Night Football as he completed 19 of 32 passes for 249 yards ... **11/26 at BUF:** Completed 16 of 22 passes (72.7 pct.) for 132 yards and two TDs ... **12/3 at MIA:** Earned AFC Offensive Player of the Week honors with 16 of 22 passing (72.7 pct.) for 229 yards and two TDs for a career-best rating of 136.4 ...

2005: Played in seven games while starting five ... Completed 98 of 168 passes for 1,117 yards and four TDs with only one INT for a passer rating of 83.9 ... Started final five regular season games for injured starter Byron Leftwich ... **11/27 at ARZ:** Played all but four offensive plays when Leftwich was injured. Threw for 115 yards and rushed for 61 yards and a TD ... **12/4 at CLE:** Tossed two TD passes in first start of the season and led team to third consecutive road win ... **12/11 vs. IND:** Was 26 of 35 for 250 yards for a 103.3 rating ... **12/24 at HOU:** Threw for 292 yards with a 17-yard TD as he finished with a 100.5 rating ... **1/7 at NE:** Saw action as a

reserve in AFC Wild Card Game and completed three of eight passes for 68 yards ...

2004: Appeared in four games, making two starts ... Finished 38 of 72 for 374 yards and two TDs for a passer rating of 71.2 ... Added 12 rushes for 76 yards and one score ... **11/14 vs. DET:** Started for an injured Byron Leftwich (knee) and completed 19 of 36 passes for 198 yards and two TDs. Directed the game-winning drive in overtime, adding seven rushes for 42 yards ...

2003: Appeared in two games, completing nine of 12 passes for 86 yards and one TD for a passer rating of 122.2 ... Was backup to Byron Leftwich for final 12 weeks of the season after starter Mark Brunell injured his elbow Sept. 21 ... **10/26 vs. TEN:** Made first appearance of the season on final drive of game. Completed nine of 12 passes for 86 yards, including five-yard TD pass ...

2002: Appeared in four games in rookie season as team's backup QB, starting the season-finale ... Finished 23 of 46 passing for 231 yards with one TD and two INTs for a 53.8 passer rating ... Dressed as No. 2 QB but did not play in five games and was inactive as third QB in seven games ... **9/29 vs. NYJ:** Saw first NFL action on team's final two drives, taking five snaps ... **10/13 at TEN:** Played final three quarters after Mark Brunell was injured. Was four of seven for 53 yards with two INTs. Also ran seven times for team-high 71 yards and two TDs, becoming team's first QB to score two TDs in a game. His 41-yard TD run is the longest ever by a Jaguars QB, and his 71 yards rushing is the most ever by a Jaguars QB. Threw an INT on his first NFL pass attempt and was sacked three times ... **12/22 vs. TEN:** Hooked up with Jimmy Smith for his first career TD pass ... **12/29 at IND:** Made first NFL start in regular season finale and completed 13 of 26 passes for 135 yards for 65.4 passer rating. Became only eighth player to start a game at QB for Jaguars.

DAVID GARRARD'S TOUCHDOWN TARGETS

PLAYER	TDS	PLAYER	TDS
WR Reggie Williams	10	FB Greg Jones	2
WR Matt Jones	8	RB LaBrandon Toefield	2
TE Mercedes Lewis	5	RB Fred Taylor	1
WR Dennis Northcutt	5	WR John Broussard	1
TE George Wrighster	5	WR Jerry Porter	1
WR Jimmy Smith	4	WR Troy Williamson	1
WR Ernest Wilford	4	RB Alvin Pearman	1
RB Maurice Jones-Drew	2	Total	51



COLLEGE: Rewrote school's record books in four seasons with 60TD passes and 21 rushing TDs ... Started beginning middle of freshman year ... Holds school's career records with 10,238 yards in total offense (second in Conference USA history behind Chris Redman), 666 completions (fourth) and 60 TD passes (third) ... Attempted 1,169 passes and rushed 516 times for 1,209 yards and 21 TDs ... Started 38 of 44 games, throwing for at least 2,000 yards in four straight seasons ... Second-team All-Conference USA in final three seasons ... Played in three bowl games: 2001 GMAC, 2000 Galleryfurniture.com Bowl and 1999 Mobile Alabama Bowl ... Redshirted as a true freshman in 1997 ... Majored in construction management.

PERSONAL: Married (Mary) with son, Justin Thomas ... Lives in Jacksonville ... Attended Southern Durham (N.C.) High, where he was a Prep Stars All-America choice and rated best QB in the state ... Started 40 games, gaining 9,023 yards in total offense with 113 TDs ... Responsible for 31 TDs as a senior ... As a junior, threw for 1,800 yards with 32 TDs and rushed for 1,400 yards with 24 scores ... Founded the David Garrard Foundation in 2009, a non-profit organization encourages local youth to live an active and healthy lifestyle in addition to supporting research and awareness of Crohn's disease and colitis ... Actively involved on a national and local level to raise awareness for Crohn's disease and breast cancer ... Partnered with the Crohn's and Colitis Foundation of America in 2005 to help raise awareness for the disease and he started the In the Zone for Crohn's

program in 2008 in conjunction with Centocor. Centocor donated \$10,000 to CCFA on his behalf for every touchdown he accounted for during the season and he presented a check for \$170,000 to CCFA at a ceremony at ESPN Zone in New York City in January ... Was a guest on The Rachel Ray Show in 2009 to raise awareness for Crohn's disease and won the Super Bowl Recipe Playoff ... Served as Honorary Chair of the Take Steps for Crohn's and Colitis Walk held in Jacksonville in May of 2009 ... Spent part of 2006 offseason visiting youth camps across the country for kids suffering with Crohn's ... Served as co-chair of the Race for the Cure to help raise funds and awareness for breast cancer research. He lost his mother to breast cancer when he was 14 years old ... Involved with Baptist Cancer Institute in Jacksonville and filmed a PSA to promote breast cancer education and to encourage women to get checked frequently ... Established the Hope for Holidays program along with his wife, Mary ... Serves as co-chair of the Christmas event for Bright Holidays ... Supports programs of the Jaguars Foundation including the Playbooks reading initiative ... Participates in charity golf tournaments ... Served as the Jaguars' 2002 spokesman for American Lung Association of Florida's Unpuffables anti-tobacco program geared toward fifth-graders ... Served as a judge for the inaugural Jacksonville Backyard BBQ Championships in 2009 ... Hosted the inaugural "Air it Out" football and cheer camp in Durham in June 2009 ... Last name pronounced: guh-RARD ... Full name: David Douglas Garrard.

DAVID GARRARD'S REGULAR SEASON STATISTICS

PASSING	GP/GS	ATT	CMP	PCT	YDS	TD	INT	LG	RTG
2002 Jacksonville	4/1	46	23	50.0	231	1	2	22	53.8
2003 Jacksonville	2/0	12	9	75.0	86	1	0	28	122.2
2004 Jacksonville	4/2	72	38	52.8	374	2	1	36t	71.2
2005 Jacksonville	7/5	168	98	58.3	1,117	4	1	37	83.9
2006 Jacksonville	11/10	241	145	60.2	1,735	10	9	49	80.5
2007 Jacksonville	12/12	325	208	64.0	2,509	18	3	59t	102.2
2008 Jacksonville	16/16	535	335	62.6	3,620	15	13	41	81.7
NFL totals: 7 years	56/46	1,399	856	61.2	9,672	51	29	59t	85.4

RUSHING	GP/GS	NO	YDS	AVG	LG	TD	RECORD AS STARTER
2002 Jacksonville	4/1	25	139	5.6	41t	2	0-1
2003 Jacksonville	2/0	0	0	0.0	0	0	--
2004 Jacksonville	4/2	12	76	6.3	12	1	1-1
2005 Jacksonville	7/5	31	172	5.5	28	3	4-1
2006 Jacksonville	11/10	47	250	5.3	20	0	5-5
2007 Jacksonville	12/12	49	185	3.8	19	1	9-3
2008 Jacksonville	16/16	73	322	4.4	24	2	5-11
NFL totals: 7 years	56/46	237	1,144	4.8	41t	9	24-22

SACKED-YARDS: 2002: 7-40; 2003: 0-0; 2004: 6-35; 2005: 8-45; 2006: 20-119; 2007: 21-99; 2008: 42-288 (Totals 104-626)

ADMIN

COACHES

STAFF

PLAYERS

HISTORY

RECORDS

MISC.

**DAVID GARRARD'S POSTSEASON STATISTICS**

PASSING		GP/GS	ATT	CMP	PCT	YDS	TD	INT	LG	RTG
2005	Jacksonville	1/0	8	3	37.5	68	0	0	41	68.8
2007	Jacksonville	2/2	54	31	57.4	418	3	3	43t	77.5
NFL totals: 7 years		3/2	62	34	54.8	486	3	3	43t	76.4

RUSHING		GP/GS	NO	YDS	AVG	LG	TD	RECORD AS STARTER
2005	Jacksonville	1/0	2	14	7.0	9	0	---
2007	Jacksonville	2/2	8	72	9.0	32	0	1-1
NFL totals: 7 years		3/2	10	86	8.6	32	0	1-1

SACKED-YARDS: 2005: 2-12; 2007: 5-44 (Totals 7-56)**DAVID GARRARD'S REGULAR SEASON SINGLE-GAME HIGHS**

PASS ATTEMPTS: 45 (11/23/08 vs. Minnesota)
PASS COMPLETIONS: 28 (12/18/08 vs. Indianapolis)
YARDS PASSING: 329 (12/18/08 vs. Indianapolis)
TOUCHDOWNS PASSING: 3 (11/5/06 vs. Tennessee; 12/16/07 at Pittsburgh)
LONGEST PASS COMPLETION: 59t (11/25/07 to Reggie Williams vs. Buffalo)
PASSER RATING: 136.4 (12/3/06 at Miami)
YARDS RUSHING: 61 (11/27/05 at Arizona)
LONGEST RUSH: 41t (10/13/02 at Tennessee)

DAVID GARRARD'S CAREER GAME-BY-GAME STATISTICS

2002 PASSING		ATT	CMP	YDS	PCT	TD	INT	LG	SACKS	RTG
9/8	vs. INDIANAPOLIS			Did not play						
9/15	at Kansas City			Did not play						
9/29	vs. NEW YORK JETS	0	0	0	0.0	0	0	--	0-0	0.0
10/6	vs. PHILADELPHIA			Did not play						
10/13	at Tennessee	7	4	53	57.1	0	2	22	3-16	41.7
10/20	at Baltimore			Inactive (3rd QB)						
10/27	vs. HOUSTON			Inactive (3rd QB)						
11/3	at New York Giants			Inactive (3rd QB)						
11/10	vs. WASHINGTON			Inactive (3rd QB)						
11/17	at Houston			Inactive (3rd QB)						
11/24	at Dallas			Inactive (3rd QB)						
12/1	vs. PITTSBURGH			Inactive (3rd QB)						
12/8	vs. CLEVELAND			Did not play						
12/15	at Cincinnati			Did not play						
12/22	vs. TENNESSEE	13	6	43	46.2	1	0	11	1-1	80.0
12/29	at Indianapolis *	26	13	135	50.0	0	0	21	3-23	65.4
Totals		46	23	231	50.0	1	2	22	7-40	37.5

2003 PASSING		ATT	CMP	YDS	PCT	TD	INT	LG	SACKS	RTG
9/7	at Carolina			Inactive (3rd QB)						
9/14	vs. BUFFALO			Inactive (3rd QB)						
9/21	at Indianapolis			Inactive (3rd QB)						
9/28	at Houston			Did not play						
10/5	vs. SAN DIEGO			Did not play						
10/12	vs. MIAMI			Did not play						
10/26	vs. Tennessee	12	9	86	75.0	1	0	28	0-0	122.2
11/ 2	at Baltimore			Did not play						
11/ 9	vs. INDIANAPOLIS			Did not play						
11/16	at Tennessee			Did not play						
11/23	at New York Jets			Did not play						
11/30	vs. TAMPA BAY	0	0	0	0.0	0	0	--	0-0	0.0
12/7	vs. HOUSTON			Did not play						
12/14	at New England			Did not play						
12/21	vs. NEW ORLEANS			Did not play						
12/28	at Atlanta			Did not play						
Totals		12	9	86	75.0	1	0	28	0-0	122.2

ADMIN

COACHES

STAFF

PLAYERS

HISTORY

RECORDS

MISC.



2004 PASSING		ATT	CMP	YDS	PCT	TD	INT	LG	SACKS	RTG
9/12	at Buffalo			Did not play						
9/19	vs. DENVER			Did not play						
9/26	at Tennessee			Did not play						
10/3	vs. INDIANAPOLIS			Did not play						
10/10	at San Diego			Did not play						
10/17	vs. KANSAS CITY			Did not play						
10/24	at Indianapolis			Did not play						
10/31	at Houston	2	2	28	100.0	0	0	20	0-0	118.8
11/14	vs. DETROIT *	36	19	198	52.8	2	0	36t	3-22	87.5
11/21	vs. TENNESSEE *	27	13	129	48.1	0	1	18	2-6	46.1
11/28	at Minnesota			Did not play						
12/ 5	vs. PITTSBURGH			Did not play						
12/12	vs. CHICAGO			Did not play						
12/19	at Green Bay			Did not play						
12/26	vs. HOUSTON	7	4	19	57.1	0	0	12	1-7	62.2
1/2	at Oakland			Did not play						
Totals		72	38	374	52.8	2	1	36t	6-35	71.2

2005 PASSING		ATT	CMP	YDS	PCT	TD	INT	LG	SACKS	RTG
9/11	vs. SEATTLE			Did not play						
9/18	at Indianapolis			Did not play						
9/25	at New York Jets			Did not play						
10/2	vs. DENVER			Did not play						
10/9	vs. CINCINNATI			Did not play						
10/16	at Pittsburgh			Did not play						
10/30	at St. Louis			Did not play						
11/6	vs. HOUSTON			Did not play						
11/13	vs. BALTIMORE			Did not play						
11/20	at Tennessee	0	0	0	0.0	0	0	--	0-0	0.0
11/27	at Arizona *	26	12	115	46.2	0	0	17	0-0	59.0
12/4	at Cleveland *	20	11	116	55.0	2	1	22	3-14	84.6
12/11	vs. INDIANAPOLIS *	35	26	250	74.2	1	0	31	0-0	103.3
12/18	vs. SAN FRANCISCO *	40	21	216	52.5	0	0	30	2-14	68.3
12/24	at Houston *	31	18	292	58.1	1	0	37	3-16	100.5
1/1	vs. TENNESSEE *	16	10	128	62.5	0	0	32	2-14	87.5
Totals		168	98	1,117	58.3	4	1	37	8-45	83.9
1/7	at New England	8	3	68		0	0	41	2-12	68.8

2006 PASSING		ATT	CMP	YDS	PCT	TD	INT	LG	SACKS	RTG
9/10	vs. DALLAS			Did not play						
9/18	vs. PITTSBURGH			Did not play						
9/24	at Indianapolis			Did not play						
10/1	at Washington			Did not play						
10/8	vs. NEW YORK JETS	0	0	0	0.0	0	0	--	0-0	0.0
10/22	at Houston			Did not play						
10/29	at Philadelphia *	17	10	87	58.8	0	0	24	1-11	72.4
11/5	vs. TENNESSEE *	22	12	177	54.5	3	0	26	2-8	120.6
11/12	vs. HOUSTON *	34	15	214	44.1	0	4	36	2-10	25.5
11/20	vs. NEW YORK GIANTS *	32	19	249	59.4	0	0	49	0-0	84.0
11/26	at Buffalo *	22	16	132	72.7	2	0	28	3-16	118.0
12/3	at Miami *	22	16	229	72.7	2	0	33	4-26	136.4
12/10	vs. INDIANAPOLIS *	14	8	79	57.1	0	1	19	1-7	43.5
12/17	at Tennessee *	37	22	233	59.5	1	3	37	4-30	53.1
12/24	vs. NEW ENGLAND *	23	17	195	73.9	1	0	41	1-0	113.5
12/31	at Kansas City *	18	10	140	55.6	1	1	39	2-11	76.2
Totals		241	145	1,735	60.2	10	9	49	20-119	80.5

2007 PASSING		ATT	CMP	YDS	PCT	TD	INT	LG	SACKS	RTG
9/9	vs. TENNESSEE *	30	17	204	56.7	1	0	47t	3-7	88.8
9/16	vs. ATLANTA *	25	17	272	68.0	1	0	33	4-21	117.4
9/23	at Denver *	20	14	154	70.0	1	0	23	3-14	109.2
10/7	at Kansas City *	27	20	218	74.1	1	0	40	4-17	109.8
10/14	vs. HOUSTON *	34	22	221	64.7	2	0	27	1-8	102.7
10/22	vs. INDIANAPOLIS *	12	8	72	66.7	0	0	22	1-6	82.6
10/38	at Tampa Bay			Inactive (ankle)						
11/4	at New Orleans			Inactive (ankle)						
11/11	at Tennessee			Inactive (3rd QB)						
11/18	vs. SAN DIEGO *	24	15	189	62.5	2	0	36t	0-0	114.8
11/25	vs. BUFFALO *	37	23	296	62.2	1	0	59t	1-4	96.2
12/2	at Indianapolis *	29	24	257	82.8	2	1	35	3-14	112.2
12/9	vs. CAROLINA *	36	20	230	55.6	2	0	27	0-0	93.5
12/16	at Pittsburgh *	33	17	197	51.5	3	1	55t	0-0	87.6
12/23	vs. OAKLAND *	18	11	199	61.1	2	1	43	1-8	113.0
12/30	at Houston *			Did not play						
Totals		325	208	2,509	64.0	18	3	59t	21-99	102.2
1/5	at Pittsburgh *	21	9	140	42.9	1	2	43t	4-46	41.9
1/12	at New England *	33	22	278	66.7	2	1	34	1-8	100.3

ADMIN

COACHES

STAFF

PLAYERS

HISTORY

RECORDS

MISC.



ADMIN

COACHES

STAFF

PLAYERS

HISTORY

RECORDS

MISC.

2008 PASSING		ATT	CMP	YDS	PCT	TD	INT	LG	SACKS	RTG
9/7	at Tennessee *	35	23	215	65.7	1	2	33	7-59	68.2
9/14	vs. BUFFALO*	28	17	165	60.7	0	1	15	2-20	62.4
9/21	at Indianapolis*	22	16	167	72.7	0	1	26	0-0	75.4
9/28	vs. HOUSTON*	32	23	236	71.9	1	0	24	1-0	103.1
10/5	vs. PITTSBURGH*	32	18	200	56.2	1	0	32	3-25	85.4
10/12	at Denver*	34	25	276	73.5	1	0	30t	2-15	107.0
10/26	vs. CLEVELAND*	42	25	283	59.5	2	0	35	3-16	95.6
11/2	at Cincinnati*	38	23	229	60.5	0	1	31	3-15	66.7
11/9	at Detroit*	25	18	238	72.0	2	0	29	1-11	128.4
11/16	vs. TENNESSEE*	30	13	135	43.3	0	1	19	4-18	43.1
11/23	vs. MINNESOTA*	45	27	317	60.0	1	2	30	4-31	70.3
12/1	at Houston*	35	25	287	71.4	1	1	33	3-25	93.4
12/7	at Chicago*	38	19	178	50.0	1	1	27	3-19	61.1
12/14	vs. GREEN BAY*	33	21	238	63.6	2	0	41	2-9	105.4
12/18	vs. INDIANAPOLIS*	41	28	329	68.3	1	1	28t	3-25	90.4
12/28	at Baltimore*	25	14	127	56.0	1	2	23t	1-0	49.9
Totals		535	335	3,620	62.6	15	13	41	42-288	81.7


*Started

DAVID GARRARD VS. THE NFL

OPPONENT	GAMES	ATT	COMP	YDS	PCT.	TD	INT	RATING	RECORD AS STARTER
Arizona	1	26	12	115	46.2	0	0	59.0	---
Atlanta	1	25	17	272	68.0	1	0	117.4	1-0
Baltimore	1	25	14	127	56.0	1	2	49.9	0-1
Buffalo	3	87	56	593	64.4	3	1	90.8	1-2
Carolina	1	36	20	230	55.5	2	0	93.5	1-0
Chicago	1	38	19	178	50.0	1	1	61.1	0-1
Cincinnati	1	38	23	229	60.5	0	1	66.7	0-1
Cleveland	2	62	36	399	58.1	4	1	92.1	1-1
Denver	2	54	39	430	72.2	2	0	107.8	2-0
Detroit	2	61	37	436	60.6	4	0	104.3	2-0
Green Bay	1	33	21	238	63.6	2	0	105.4	1-0
Houston	7	175	109	1,297	62.3	5	5	82.5	3-2
Kansas City	2	45	30	358	66.7	2	1	96.3	1-1
Indianapolis	7	179	123	1,289	68.7	4	4	87.5	2-5
Miami	1	22	16	229	72.7	2	0	136.4	1-0
Minnesota	1	46	27	317	58.7	1	2	70.3	0-1
New England	1	23	17	195	73.9	1	0	113.5	0-1
New York Giants	1	32	19	249	59.4	0	0	84.0	1-0
New York Jets	2	0	0	0	0.0	0	0	0.0	---
Oakland	1	18	11	199	61.1	2	1	113.0	1-0
Philadelphia	1	17	10	87	58.8	0	0	72.4	1-0
Pittsburgh	2	65	35	397	53.8	4	1	86.5	1-1
San Francisco	1	40	21	216	52.5	0	0	68.3	1-0
San Diego	1	24	15	189	62.5	2	0	114.8	1-0
Tampa Bay	1	0	0	0	0.0	0	0	0.0	---
Tennessee	11	229	129	1,403	56.3	8	9	69.8	2-5
TOTALS	56	1,399	856	9,672	61.2	51	29	85.4	24-22

STARTING RECORDS OF JAGUARS QUARTERBACKS

	Steve Beuerlein 1995	Mark Brunell 1995-03	Rob Johnson 1995-97	Steve Matthews 1997	Jamie Martin 1998, 2000	Jonathan Quinn 1998-01	Jay Fiedler 1999	David Garrard 2002-08	Byron Leftwich 2003-06	Quinn Gray 2003-07
1995	1-5	3-7	-	-	-	-	-	-	-	-
1996	-	9-7	-	-	-	-	-	-	-	-
1997	-	9-5	1-0	1-0	-	-	-	-	-	-
1998	-	10-3	-	-	0-1	1-1	-	-	-	-
1999	-	13-2	-	-	-	-	1-0	-	-	-
2000	-	7-9	-	-	-	-	-	-	-	-
2001	-	6-9	-	-	-	0-1	-	-	-	-
2002	-	6-9	-	-	-	-	-	0-1	-	-
2003	-	0-3	-	-	-	-	-	-	5-8	-
2004	-	-	-	-	-	-	-	1-1	8-6	-
2005	-	-	-	-	-	-	-	4-1	8-3	-
2006	-	-	-	-	-	-	-	5-5	3-3	-
2007	-	-	-	-	-	-	-	9-3	-	2-1
2008	-	-	-	-	-	-	-	5-11	-	-
Totals	1-5	63-54	1-0	1-0	0-1	1-2	1-0	24-22	24-20	2-1

54 **QUENTIN GROVES**
DEFENSIVE END

6-3, 264 LBS.
AUBURN
BORN JULY 5, 1984
GREENVILLE, MISSISSIPPI
ACQ. 2ND ROUND OF 2008 DRAFT
EXP: 2ND YEAR

GAMES PLAYED/STARTED: 2008 (16/0)

NFL TOTALS: 16 games, 0 starts

POSTSEASON TOTALS: 0 games, 0 starts

TRANSACTIONS: Originally drafted in the second round (52nd overall) of the 2008 draft.

PRO: Young, explosive pass rusher who played in all 16 games as a rookie ... Expected to see expanded role and increased playing time ... Was selected in the second round with the 52nd overall pick as part of a trade with Tampa Bay ... Second Auburn player drafted by the Jaguars (Kevin McLeod, 6th round, 1998) ... Third-highest drafted defensive end in franchise history (2008, Derrick Harvey, 1st round, 1996, Tony Brackens, 2nd round) ...

2008: Played in all 16 games as a rookie ... Saw action in defensive line rotation and on special teams ... Totaled 17 tackles (12 solo), 2.5 sacks, 11 QB pressures, one forced fumble and four special teams tackles ... Played in first NFL game on **9/7 at TEN** and had one QB pressure ... **9/14 vs. BUF:** Registered first career sack off Trent Edwards and forced a fumble that was recovered by the Jaguars. Added three solo tackles and one QB pressure ... **10/5 vs. PIT:** Made two tackles and split a sack of Ben Roethlisberger with Reggie Hayward ... **10/12 at DEN:** Recorded two assisted tackles and one QB pressure ... Had one QB pressure and one pass defended on **11/23 vs. MIN** ... **12/1 at HOU:** Recorded two solo tackles, one for a loss and two QB pressures ... **12/14 vs. GB:** Posted a season-high four tackles and one sack of Aaron Rodgers ... Had two tackles in the season-finale on **12/28 at BAL**.

COLLEGE: Played in 49 games with 23 starts in four seasons ... Career totals included 117 tackles (74 solo), 26 sacks, 37 tackles for loss, eight forced fumbles and 38 QB pressures ... Tied Auburn's 22-year old career record of 26 quarterback sacks held by Gerald Robinson ...

One of four players in school history to record 20 or more career sacks ... Named one of 10 finalists in 2007 for the Awards and Recognition Association (ARA) Sportsmanship Award, which is given annually to one outstanding NCAA Division I football player who best personifies the spirit of sportsmanship ... Started seven of 11 games as a senior and recorded 38 tackles with three sacks and led SEC with 23 QB pressures ... Started all 13 games as a junior at RDE and totaled 35 tackles, 9.5 sacks, 11 tackles for loss and three forced fumbles ... Tied for sixth on school's single season record list with 9.5 sacks ... All-SEC first-team choice by the league's coaches and Associated Press ... Appeared in all 12 games as a sophomore with three starts at DE and finished with 21 tackles, six sacks, eight tackles for loss and one forced fumble ... Played in all 13 games in DE rotation as a freshman ... Recorded 23 tackles and tied for third in the SEC with 7.5 sacks and 10 tackles for loss ... Saw action in two games in 2003 before being redshirted ... Graduated with a degree in criminology.

PERSONAL: Married (Treska) ... Attended Greenville-Weston (Miss.) High ... Four-year starter and finished senior season with 86 tackles, 22 sacks and three fumble recoveries ... Also played TE ... Earned USA Today All-USA second team honors ... Also lettered in basketball and competed in the discus and long jump in track and was member of the powerlifting team ... Wife Treska was member of Auburn track team ... Met fans and signed autographs at 2008 CitiCards/Jaguars ticket giveaway ... Attended the 2008 Boys & Girls Club Steak and Steak event ... Supported the

ADMIN

COACHES

STAFF

PLAYERS

HISTORY

RECORDS

MISC.



ADMIN

COACHES

STAFF

PLAYERS

HISTORY

RECORDS

MISC.

Soles4Souls organization, an organization that provides new or used shoes to people in need ... Visited children at Wolfson Children's Hospital where he distributed gifts, teddy bears and autographed items ... Owns music label, Major League Entertainment ... Hosted the inaugural Quentin Groves Auburn Scholarship Golf Tournament in April

2009 to benefit the Jacksonville Auburn Club Educational Scholarship Fund ... Visited West Jacksonville Elementary to reward participants in the 2009 Jaguars Readers Program ... Partnered with North Florida Institute in July 2009 to provide free haircuts for 150 boys of single parent homes ... Resides in Greenville, Miss. ... Full name: Quentin Groves.

QUENTIN GROVES' REGULAR SEASON STATISTICS

TACKLES	GP/GS	TKL	SOLO	ASST	ST	SACKS	FF	FR	PD	TFL
2008 Jacksonville	16/0	17	12	5	4	2.5	1	0	1	1



91 DERRICK HARVEY
DEFENSIVE END

6-5, 281 LBS.
FLORIDA
BORN NOVEMBER 9, 1986
GREENBELT, MARYLAND
ACQ. 1ST ROUND OF 2008 DRAFT
EXP.: 2ND YEAR

GAMES PLAYED/STARTED: 2008 (16/9)

NFL TOTALS: 16 games, 9 starts

POSTSEASON TOTALS: 0 games, 0 starts

TRANSACTIONS: Originally drafted in the first round (8th overall) of the 2008 draft.

PRO: Strong, fast defensive end who made immediate impact as a rookie ... Played in all 16 games with nine starts and finished with 3.5 sacks ... Led team with 29 QB pressures ... Was selected with eighth overall pick in 2008, the fourth-highest draft pick in franchise history ... Missed all of training camp and first three preseason games before signing on Aug. 27 ... Only defensive end chosen by the Jaguars in the first round in franchise history ... The eighth pick was part of first-round trade with Baltimore ... Was one of three defensive ends chosen in the first round of 2008 draft and second overall (Chris Long, St. Louis) ... Highest drafted underclassman for the Jaguars in franchise history.

2008: Appeared in all 16 games with nine starts, the most starts by a rookie defensive end in franchise history and the second-most by a Jaguars defensive lineman (John Henderson, 13, 2002) ... Led the team with 29 QB pressures and tied for second with 3.5 sacks ... Added 35 tackles, one INT and three tackles for loss ... **9/7 at TEN:** Played in first NFL game and recorded an INT off Vince Young in the fourth quarter ... **9/14 vs. BUF:** Recorded two tackles and one QB

pressure ... Made first career start on **9/28 vs. HOU** and made two tackles ... **10/5 vs. PIT:** Started and had three QB pressures ... **10/12 at DEN:** Started at DE and registered a team-high six QB pressures along with one tackle and one pass defended ... **11/19 at DET:** Recorded first career sacks as he finished with 1.5 sacks along with three solo tackles. Split a sack of Daunte Culpepper with Daryl Smith in the third quarter and dropped Drew Stanton in the fourth quarter ... Started at DE on **11/16 vs. TEN** and made three tackles and had four tackles in start on **11/23 vs. MIN** ... **12/7 vs. CHI:** Saw extensive action and recorded three solo tackles, one for a loss, and three QB pressures ... **12/14 at GB:** Started and totaled five QB pressures along with three solo tackles ... **12/28 at BAL:** Started and collected a career-high two sacks and nine tackles. Sacked Troy Smith in the first quarter and Joe Flacco in the fourth quarter.

COLLEGE: Started 18 of 36 games in three seasons and finished career ranked ninth in school history with 20.5 sacks ... Declared for draft following junior season ... Career totals included 90 tackles, three fumble recoveries, two forced fum-



bles, 31 tackles for loss, six passes defended and 11 QB pressures ... Posted 19.5 sacks in final two seasons ... Started all 13 games as a junior at LDE and recorded 49 tackles (31 solo) ... Led team and tied for fifth in the SEC with 8.5 sacks ... Named team captain and served as member of the Leadership Committee ... Named second-team All-SEC by the league's coaches ... Led team and ranked fifth in the conference with 17 tackles for loss and added three QB pressures and one forced fumble ... Saw action in 14 games as a sophomore at LDE with five starts ... Finished with 35 tackles and led team with 11 sacks and 13 tackles for loss ... Added three fumble recoveries and one forced fumble ... Eleven sacks ranked as fifth-best single season total in school history ... Named second-team All-SEC ... Named Defensive Most Valuable Player of the 2007 BCS National

Championship Game against Ohio State ... Appeared in nine games as a freshman DE ... Recorded six tackles, one sack and one pass defended ... Redshirted as freshman ... Majored in anthropology.

PERSONAL: Single with sons Santana and Deandre ... Resides in Greenbelt, Md. ... Attended Eleanor Roosevelt (Greenbelt, Mary.) High ... Never played organized football until his junior season ... As a senior, led team to 12-1 record as he played DE and TE ... Recorded 150 tackles and a state-record 31 sacks ... All-America selection by Tom Lemming, EA Sports, Riddell and Super Prep, adding second-team All-USA honors from USA Today ... Named Maryland Gatorade Player of the Year ... Was two-year letterman on basketball team ... Active participant of 2008 Jaguars Rookie Club ... Full name: Derrick Harvey.

DERRICK HARVEY'S REGULAR SEASON STATISTICS

TACKLES	GP/GS	TKL	SOLO	ASST	ST	SACKS	FF	FR	PD	TFL
2008 Jacksonville	16/9	35	23	12	0	3.5	0	0	1	3

INTERCEPTIONS	GP/GS	NO	YDS	AVG	LG	TD
2008 Jacksonville	16/9	1	0	0.0	0	0

THE TEMPERATURE GAUGE

WARMEST GAMES

TEMPERATURE	DATE	OPPONENT	W/L	SCORE
88	Sept. 16, 2007	vs. Atlanta	W	13-7
88	Sept. 6, 1998	at Chicago	W	24-23
88	Sept. 20, 1998	at Tennessee	W	27-22
87	Sept. 8, 1996	vs. Houston	L	27-34
87	Sept. 29, 2002	vs. New York Jets	W	28-3
87	Oct. 6, 2002	vs. Philadelphia	W	28-25
87	Sept. 14, 2008	vs. Buffalo	L	20-16
86	Sept. 14, 2003	vs. Buffalo	L	38-17
86	Sept. 9, 2007	vs. Tennessee	L	10-13

COLDEST GAMES

TEMPERATURE	DATE	OPPONENT	W/L	SCORE
9	Dec. 17, 2000	at Cincinnati	L	14-17
12	Dec. 19, 2004	at Green Bay	W	28-25
19	Dec. 7, 2008	at Chicago	L	23-10
23	Dec. 23, 2000	at New York Giants	L	25-28
24	Jan. 7, 2005	at New England	L	28-3
25	Dec. 14, 2003	at New England	L	13-27
26	Jan. 10, 1999 *	at New York Jets	L	24-34
27	Jan. 12, 1997 *	at New England	L	6-20
28	Dec. 4, 2005	at Cleveland	W	20-14

* Playoff game

ADMIN

COACHES

STAFF

PLAYERS

HISTORY

RECORDS

MISC.



ADMIN

COACHES

STAFF

PLAYERS

HISTORY

RECORDS

MISC.



GAMES PLAYED/STARTED: 2001 (6/2), 2002 (9/0), 2003 (16/2, 1/0), 2004 (16/15, 1/1), 2005 (15/15, 1/1), 2006 (1/1), 2007 (12/10, 2/0), 2008 (16/13)

NFL TOTALS: 91 games, 58 starts

JAGUARS TOTALS: 44 games, 39 starts

POSTSEASON TOTALS: 5 games, 2 starts

TRANSACTIONS: Originally drafted by Denver in the third round (87th overall) of the 2001 draft ... Signed by Jacksonville as an unrestricted free agent on 3/2/05.

PRO: Veteran defensive end who has registered 38.5 career sacks, the most of any Jaguar, including 16.5 as a Jaguar ... Has played in 91 games with 58 starts ... Career totals include 241 tackles (187 solo), eight forced fumbles, five fumble recoveries and one INT ... Has at least three sacks in six of eight seasons ... Missed 19 games from 2006-07 with injuries ... Missed 15 games in 2006 with Achilles tendon injury suffered against Dallas in the season-opener ... Registered a team-high 8.5 sacks and 57 QB pressures in 2005 in his first season with the Jaguars ... Signed with the Jaguars in 2005 as an unrestricted free agent after spending four seasons with Denver... Has recorded 16.5 sacks in four seasons with the Jaguars including eight the last two seasons ... Recorded a 76-yard INT return at New Orleans in 2004 that marked the longest non-scoring INT return in Broncos history ... Tied a Broncos rookie record with his three sacks against Seattle in 2001 ... Has nine multi-sack games ... Third-round pick of the Broncos in 2001 ...

2008: Played in all 16 games for third time in career and first time as a Jaguar with 13 starts ... Led the club with 4.5 sacks and ranked second with 22 QB pressures ... Tied career-high with two forced fumbles and added 31 tackles (24 solo), four passes defended, four tackles for loss and one fumble recovery ... Missed first two preseason games with a hamstring injury ... Did not start **9/28 vs. HOU, 10/5 vs. PIT** and **10/12 at DEN** ... Recorded a sack and recovered a

fumble on **9/14 vs. BUF** ... Had four QB pressures on **9/28 vs. HOU** ... **10/5 vs. PIT:** Split a sack of Ben Roethlisberger with Quentin Groves ... **10/12 at DEN:** Registered one solo tackle, one forced fumble, one QB pressure and one pass defended. Stripped Jay Cutler and ball was recovered by Rashean Mathis ... Made 50th career start on **11/2 at CIN** ... Recorded four tackles, one sack, one tackle for loss and one QB pressure on **11/23 vs. MIN** ... Registered a season-high two sacks off Aaron Rodgers on **12/14 vs. GB**. Finished with five solo tackles, two sacks, three QB pressures and one forced fumble, his ninth career multi-sack game ... **12/28 at BAL:** Finished with three solo tackles, one for a loss and two QB pressures in season-finale ...

2007: Played in 12 games with 10 starts ... Missed four games with injuries ... Totaled 24 tackles, 3.5 sacks, two tackles for loss, one forced fumble and 18 QB pressures ... Tied for third on team with 3.5 sacks and helped team rank tied for fourth in AFC with 37 sacks ... **9/23 at DEN:** Had five solo tackles, one for a loss, one sack and two QB pressures ... **10/14 vs. HOU:** Inactive (hamstring) ... **11/11 at TEN:** Collected a season-high 2.5 sacks of Vince Young along with eight tackles, one forced fumble and one pass defended. The 2.5 sacks tied for the second-most of his career ... Inactive **12/9 vs. CAR, 12/16 at PIT** and **12/23 vs. OAK** with groin injury ... **1/5 at PIT:** Saw extensive action in defensive line rotation in AFC Wild Card Game and reg-



istered four tackles, one for a loss and one QB pressure ... **1/12 at NE:** Made two solo tackles in reserve role in AFC Divisional Playoff Game ...

2006: Started at LDE on **9/10 vs. DAL** in the season-opener. Left game in the third quarter with a torn Achilles tendon and was placed on injured reserve on Sept. 12 ...

2005: Started all 15 games played in his first season with the Jaguars and started playoff game at New England ... Led Jaguars with 8.5 sacks, the highest total by a Jaguars player since 2001 ... Also led team with 57 QB pressures and had 49 tackles, four passes defended, two forced fumbles and one fumble recovery ... **9/11 vs. SEA:** In first game as a Jaguar, recorded a sack of Matt Hasselbeck, a season-high nine QB pressures and a forced fumble ... **9/25 vs. NYJ:** Notched one sack and one forced fumble ... **10/2 vs. DEN:** Registered 1.5 sacks of Jake Plummer ... **10/16 at PIT:** Posted season-high two sacks of Tommy Maddox ... **12/11 vs. IND:** Tied season-high with two sacks of Peyton Manning ... **1/7 at NE:** Started against Patriots in AFC Wild Card Game and recorded a sack of Tom Brady and forced one fumble ...

2004: Played in all 16 games with 15 starts, and led the Broncos in sacks with 10.5 ... Sack total was career-high and ranked third in the AFC ... Finished with career-best 60 tackles, a 76-yard INT return, five passes defended, one forced fumble and one fumble recovery ... Posted a four-game streak with at least one sack to mark the longest such streak by a Bronco since 1996 (Alfred Williams) ... **9/19 at JAX:** Totaled six tackles and one sack against Jaguars ... **11/21 at NO:** Made first career INT in the fourth quarter and returned 76 yards to the Saints' five-yard line, the longest non-scoring INT return in team history and fourth longest overall INT return by a Bronco ... **12/25 at TEN:** Tallied three sacks, tying a career-high set Dec. 9, 2001 vs. Seattle ... **1/9 at IND:** Recorded the team's only sack in their AFC Wild Card Game ...

2003: Played in all 16 games with two starts, making 44 tackles with 8.5 sacks ... Added five passes defended, two forced

fumbles and two fumble recoveries ... **9/7 vs. CIN:** Posted one sack and eight tackles while adding a pass defended, a forced fumble and recovered a fumble ... **9/22 vs. OAK:** Made first start of the season and collected a season-high 2.5 sacks ... **1/9 at IND:** Made three solo tackles and one fumble recovery in AFC Wild Card Game ...

2002: Played in a reserve role in nine games and made 10 tackles before being placed on injured reserve with a fractured right hand on Dec. 4 ... Was declared inactive for three games ...

2001: Played in each of the final six games as a rookie after being declared inactive for the first 10 ... Totaled 22 tackles with three sacks ... **11/22 at DAL:** Played in first NFL game and had two solo tackles ... **12/9 vs. SEA:** Registered a career-high three sacks in a reserve role, the most sacks in a game by a Bronco in 2001, and tied the franchise record for a rookie held by Rulon Jones.

COLLEGE: Three-year starter who never missed a game (44 games with 33 starts) ... Totaled 229 career tackles (147 solo), 16.5 sacks, four passes defended, five forced fumbles and five fumble recoveries ... Earned First-Team All-Big 12 honors as a senior ... Majored in sociology.

PERSONAL: Single ... Lives in Chicago. ... All-America selection by Reebok, Prep Football Report and Super Prep at Thornridge High in Dolton, Ill., as a senior ... Named one of the top players nationally by Prep Football Report and earned first-team All-State honors ... Also played TE and served as the team's punter, as well as lettering in basketball, earning All-Conference honors as a junior and a senior ... Also lettered in track ... Served as celebrity spokesperson for Prostate Cancer Awareness along with teammate Maurice Williams for two consecutive seasons ... Supports programs of the Jacksonville Jaguars Foundation including the Playbooks reading initiative ... Participated in Children's Miracle Network fundraiser as a celebrity waiter ... Actively supports the charitable efforts of his teammates ... Served as a celebrity shopper for teammate's holiday shopping event benefiting local community agencies ... Full name: Reginald Joseph Hayward Jr.

ADMIN

COACHES

STAFF

PLAYERS

HISTORY

RECORDS

MISC.

**REGGIE HAYWARD'S REGULAR SEASON STATISTICS**

TACKLES		GP/GS	TKL	SOLO	ASST	ST	SACKS	FF	FR	PD
2001	Denver	6/2	22	16	6	0	3.0	0	0	0
2002	Denver	9/0	10	7	3	0	0.0	0	0	0
2003	Denver	16/2	44	32	12	0	8.5	2	2	5
2004	Denver	16/15	60	45	15	0	*10.5	1	1	5
2005	Jacksonville	15/15	49	39	10	0	*8.5	2	1	4
2006	Jacksonville	1/1	1	1	0	0	0.0	0	0	1
2007	Jacksonville	12/10	24	23	1	0	3.5	1	0	0
2008	Jacksonville	16/13	31	24	7	0	*4.5	2	1	5
NFL totals: 8 years		91/58	241	187	54	0	38.5	8	5	20
Jaguars totals: 4 yrs		44/39	105	87	18	0	16.5	5	2	10

INTERCEPTIONS		GP/GS	NO	YDS	AVG	LG	TD
2004	Denver	16/15	1	76	76.0	76	0

REGGIE HAYWARD'S POSTSEASON STATISTICS

TACKLES		GP/GS	TKL	SOLO	ASST	ST	SACKS	FF	FR
2003	Denver	1/0	3	3	0	0	0.0	0	1
2004	Denver	1/1	2	2	0	0	1.0	0	0
2005	Jacksonville	1/1	3	2	1	0	1.0	1	0
2007	Jacksonville	2/0	6	4	2	0	0.0	0	0
NFL totals: 8 years		5/2	14	11	3	0	2.0	1	1

* Team leader # Shared team lead

INDIVIDUAL CAREER-HIGH NUMBERS IN 2008

PLAYER	STATISTIC
TE Richard Angulo	games (15), starts (7), *receptions (8)
LB Justin Durant	games (14), starts (12), tackles (113)
TE Greg Estandia	games (16), starts (2), receptions (10)
QB David Garrard	games (16), starts (16), attempts (535), completions (335), yards (3,620), rushes (73), rushing yards (322)
DE Reggie Hayward	*forced fumbles (2)
LB Clint Ingram	games (16), starts (12), sacks (2.0)
RB Maurice Jones-Drew	starts (3), rushes (197), receptions (62), receiving yards (565), *receiving TDs (2)
DT Derek Landri	games (15), tackles (23), sacks (2.0)
TE Mercedes Lewis	receptions (41), receiving yards (489), *receiving TDs (2)
DT Rob Meier	starts (15)
DE Jeremy Mincey	*sacks (1.0)
OL Dennis Norman	starts (14)
G Uche Nwaneri	games (16), starts (15)
FB Montell Owens	rushes (2), rushing yards (43), TDs (2), receptions (2), receiving yards (17)
WR Mike Walker	games (9), starts (1), receptions (16), receiving yards (217)
FB Greg Jones	receptions (13), receiving yards (116)
LB Daryl Smith	*forced fumbles (1)
CB Rashean Mathis	sacks (1), *fumble recoveries (1)
<i>*Tied career-high</i>	

ADMIN

COACHES

STAFF

PLAYERS

HISTORY

RECORDS

MISC.



98 JOHN HENDERSON

DEFENSIVE TACKLE

6-7, 335 LBS.
TENNESSEE
BORN JANUARY 9, 1979
NASHVILLE, TENNESSEE
ACQ. 1ST ROUND OF 2002 DRAFT
EXP: 8TH YEAR

GAMES PLAYED/STARTED: 2002 (16/13), 2003 (16/16), 2004 (16/16), 2005 (16/15, 1/1), 2006 (16/16), 2007 (15/15, 2/2), 2008 (14/14)

NFL TOTALS: 109 games, 105 starts

POSTSEASON TOTALS: 3 games, 3 starts

TRANSACTIONS: Originally drafted in the first round (ninth overall) of the 2002 draft.

PRO: Two-time Pro Bowl tackle who anchors the interior of the Jaguars defensive line ... Has played in 109 games with 105 starts since being selected in the first round of the 2002 draft ... Ranked fifth in franchise history with 26 sacks, first among active players, and has three multi-sack games ... Career totals include 503 tackles (386 solo), four forced fumbles, three fumble recoveries, 137 QB pressures, 37 tackles for loss and 40 passes defended ... Has missed only three games in seven seasons due to injuries ... Missed game for first time in 2007, ending a streak of 82 consecutive games played with 78 starts ... Helped Jaguars defense rank sixth in the NFL from 2003-08, allowing 305.2 yards per game, and fifth in points allowed (19.0) during that span ... Played major role on defense that ranked fourth against the run in the NFL in 2006, the second-highest ranking in team history ... Earned first trip to the Pro Bowl in 2004 and also earned a spot in 2006 ... Jaguars No. 1 draft choice in 2002, tied a single-game record with three sacks in his first NFL start and finished with 6.5 sacks for the year (tops among rookie defensive tackles) ... Highest-drafted defensive tackle in franchise history ... Outland Trophy winner in 2000, would have been selected among top five picks in 2001 draft but returned for senior year to have a chance to win NCAA national championship ...

2008: Started 14 games at DT ... Was inactive on **11/9 at DET** and **11/16 vs. TEN** with knee injury ... Finished with 53 tackles (37 solo), two sacks, 13 QB pressures, three tackles for loss and three passes defended ... **9/7 at TEN:** Tied a team-high with eight tackles (six solo) in season-opener ... Recorded four tackles (three solo) on **9/28 vs. HOU** ... **10/5 vs.**

PIT: Played in 100th career game and collected first sack of the season along with four tackles. Became 13th player in team history to play in 100 games ... **11/2 at CIN:** Recorded three solo tackles and a two-yard sack off Ryan Fitzpatrick. Was ejected in the third quarter along with Bengals LB Andrew Whitworth for fighting. Suffered knee injury (sprained MCL) and missed the next two games ... Made 100th career start on **11/23 vs. MIN** and totaled five tackles ... **12/18 vs. IND:** Had three tackles (two solo) and two QB pressures ... **12/28 at BAL:** Finished with four tackles (two solo) and three QB pressures in season-finale. Surpassed 500 career tackles ...

2007: Started all 15 games played, the most starts by a defensive lineman ... Missed game for first time in NFL on **9/23 at DEN** with a concussion, ending a streak of 82 consecutive games played ... Finished season with 49 tackles, two sacks, four passes defended, two tackles for loss, one forced fumble and 13 QB pressures ... Registered a sack in both playoff games ... Anchor of defense that ranked sixth in the AFC, 12th in the NFL, allowing 313.8 yards per game ... Unit held opponents to 17 points or less in 10 of 16 games, tied for the most in the NFL (NE,GB,SD) ... **9/9 vs. TEN:** Had seven solo tackles in season-opener ... **9/16 vs. ATL:** Posted first sack of the season. Left game after suffering a blow to the head ... **10/28 at TB:** Had three QB pressures including a hit on Jeff Garcia that forced an interception caught by Sammy Knight ... **12/9 vs. CAR:** Forced a fumble off DeShaun Foster which was recovered by Daryl Smith ... **12/16 at PIT:** Recorded second sack of the season, finished with six tackles ... **1/5 at PIT:** Started at DT in AFC Wild Card Game and collected first

ADMIN

COACHES

STAFF

PLAYERS

HISTORY

RECORDS

MISC.



ADMIN

COACHES

STAFF

PLAYERS

HISTORY

RECORDS

MISC.

career postseason sack. Left game in the first quarter with a hamstring injury and did not play in the second half ... **1/12 at NE:** Made nine tackles with one sack in AFC Divisional Playoff Game ...

2006: Started all 16 games for the third time in five seasons ... Registered 64 tackles, 3.5 sacks, six tackles for loss, seven passes defended and 12 QB pressures ... Anchored a Jaguars defense that finished second in the NFL, the highest ranking in team history ... Ranked fifth among AFC defensive tackles in sacks ... **9/18 at PIT:** Sacked Ben Roethlisberger ... **9/24 at IND:** Recorded a sack for the second consecutive game as he sacked Peyton Manning, becoming only the fifth Jaguar to record at least 20 career sacks ... **10/8 vs. NYJ:** Registered one sack ... **12/24 vs. NE:** Surpassed 400 career tackles ...

2005: Made 15 starts and played in all 16 games for the fourth consecutive season ... Led the defensive line with 83 tackles which ranked fifth on the team ... Tied for third on the team with nine passes defended and 20 QB pressures ... Also recorded three sacks, four tackles for loss and one forced fumble ... **9/18 at IND:** Tallied season-high 12 tackles, two for a loss and two passes defended ... **12/4 at CLE:** Recorded first sack of the season off Charlie Frye along with eight solo tackles ... **12/24 at HOU:** Had two sacks of David Carr and forced a fumble along with seven tackles ... **1/7 at NE:** Made five tackles, one for a loss in AFC Divisional Playoff Game ...

2004: Started all 16 games for the second consecutive season and ranked fourth on the team with a career-high 98 tackles ... Tied for team lead with 5.5 sacks ... Also had 39 QB pressures, five passes defended, five tackles for loss and recovered a fumble ... **9/26 at TEN:** Recorded seven tackles, six QB pressures and a half sack ... **11/17 vs. DET:** Received defensive game ball with seven tackles, one pass defended and three pressures ... **11/28 at MIN:** Registered second career multi-sack game with two sacks of Daunte Culpepper along with nine tackles ... **12/12 vs. CHI:** Received second defensive game ball of the season, tallying 10 tackles, one tackle for loss, one sack and two pressures ... **12/26 vs. HOU:** Set season-high with 11 tackles, one sack of David Carr and two pressures ... **1/2 at OAK:** Recovered a fumble in season-finale ...

2003: Started all 16 games for the first time in career ... Ranked sixth on team with 77 tackles, 3.5 sacks and 33 QB pres-

ures ... Led team with 13 tackles for loss ... **9/28 at HOU:** Had most productive game, making 12 tackles, including a half sack of David Carr, two tackles for loss, two passes defended and a forced fumble ... **10/12 vs. MIA:** Recorded forced fumble and made four solo tackles ...

2002: Played in all 16 games as a rookie, making 13 starts ... Totaled 79 tackles and 6.5 sacks ... Led all NFL rookie defensive tackles in sacks ... Added six passes defended, four tackles for loss, eight QB pressures, one fumble recovery and a blocked field goal attempt ... **10/6 vs. PHI:** Made three sacks in his first NFL start, tying a single-game record, along with seven tackles.

COLLEGE: Three-year starter who finished with 165 career tackles (130 solo) and 20.5 sacks, fifth on the school's all-time list ... Also registered 39 stops behind the line and deflected seven passes, while recovering five fumbles and causing four others ... Played in three bowl games: 2001 Citrus, 2000 Cotton and 1999 Fiesta ... Consensus All-America first-team team selection as a senior ... Started 10 games at LDT and recorded 48 tackles with 4.5 sacks and nine tackles for loss ... Outland Trophy Winner as a junior along with All-America first-team selection by Associated Press ... Recorded 71 tackles with a career-high 12 sacks and 21 tackles for loss ... Only Jonathan Brown (13.5 in 1997) and Reggie White (15 in 1983) had more sacks in a season at Tennessee ... Started the last seven games at LDT as a sophomore and finished with 43 tackles and four sacks ... As a partial qualifier as a freshman in 1998, was a member of the squad but ineligible for competition ... Majored in psychology.

PERSONAL: Married (Aleviar) with sons Ja'Mari and Ayden and daughters Talia and Anaiya ... Lives in Jacksonville ... Attended Pearl-Cohn High in Nashville, where he was an All-America selection as a senior in 1997 by Parade, USA Today, Blue Chip Illustrated, National Recruiting Advisor and Super Prep ... Ranked No. 7 in The Sporting News Top 100 ... Ranked No. 1 in state by Knoxville News-Sentinel and Chattanooga Times ... First-team All-State as picked by the Associated Press and state sports writers ... Named Gatorade Player of the Year for Tennessee ... As a senior, made 150 tackles and two sacks ... Also played TE, catching 45 passes for 560 yards and 11 touchdowns ... School won back-to-back state championships his final two years ... All-State as a junior, making 145 tackles and 15 sacks, while adding 37 catches for 470 yards and



nine TDs at TE ... All-State in basketball, but was injured much of his senior season ... Through his partnership with Baptist Heart Hospital in 2006, taped a PSA encouraging people to keep a healthy heart ... Supports the Jacksonville Jaguars Foundation Playbooks reading initiative, visiting several local libraries during rookie season ... Has volunteered with Big Brothers and Big Sisters ... In

2003, participated in the Campbell's Chunky Soup "Tackling Hunger" program, donating 427 cans of soup to Second Harvest Food Bank ... Served as celebrity shopper in inaugural Shop With the Jaguars holiday event benefitting local community agencies ... Owns a AAU basketball team in his hometown of Nashville, Tenn. ... Full name: John Nathan Henderson.

JOHN HENDERSON'S REGULAR SEASON STATISTICS

TACKLES	GP/GS	TKL	SOLO	ASST	ST	SACKS	FF	FR	PD	TFL
2002 Jacksonville	16/13	79	59	20	0	6.5	0	1	6	4
2003 Jacksonville	16/16	77	60	17	0	3.5	2	1	8	13
2004 Jacksonville	16/16	98	78	20	0	5.5	0	1	3	5
2005 Jacksonville	16/15	83	62	21	0	3.0	1	0	9	4
2006 Jacksonville	16/16	64	52	12	0	3.5	0	0	7	6
2007 Jacksonville	15/15	49	38	11	0	2.0	1	0	4	2
2008 Jacksonville	14/14	53	37	16	0	2.0	0	0	3	3
NFL totals: 7 years	109/105	503	386	117	0	26.0	4	3	40	37

ADDITIONAL STATISTICS: 1 blocked field goal in 2002

JOHN HENDERSON'S POSTSEASON STATISTICS

TACKLES	GP/GS	TKL	SOLO	ASST	ST	SACKS	FF	FR	PD	TFL
2005 Jacksonville	1/1	5	2	3	0	0.0	0	0	1	1
2007 Jacksonville	2/2	11	10	1	0	2.0	0	0	0	0
NFL totals: 7 years	3/3	16	12	4	0	2.0	0	0	1	1

UNDER THE LIGHTS ON PRIME TIME

The Jaguars have played in 26 nationally televised prime time games in their 14 seasons with a record of 13-13. Here's a list of the franchise's regular season prime time games:

DATE	OPPONENT	NETWORK	RESULT
9/24/95	vs. Green Bay	TNT	L, 14-24
12/15/96	vs. Seattle	ESPN	W, 20-13
9/22/97	vs. Pittsburgh	ABC	W, 30-21
10/12/98	vs. Miami	ABC	W, 28-21
12/20/98	at Minnesota	ESPN	L, 10-50
12/28/98	vs. Pittsburgh	ABC	W, 21-3
10/11/99	at New York Jets	ABC	W, 16-6
11/21/99	vs. New Orleans	ESPN	W, 41-23
12/2/99	vs. Pittsburgh*	ESPN	W, 20-6
12/13/99	vs. Denver	ABC	W, 27-24
9/25/00	at Indianapolis	ABC	L, 14-43
10/8/00	vs. Baltimore	ESPN	L, 10-15
10/16/00	at Tennessee	ABC	L, 13-27
11/19/00	at Pittsburgh	ESPN	W, 34-24
10/18/01	vs. Buffalo*	ESPN	L, 10-13
12/3/01	vs. Green Bay	ABC	L, 21-28
11/3/02	at New York Giants	ESPN	L, 17-24
11/30/03	vs. Tampa Bay	ESPN	W, 17-10
12/5/04	vs. Pittsburgh	ESPN	L, 16-17
10/9/05	vs. Cincinnati	ESPN	W, 23-20
9/18/06	vs. Pittsburgh	ESPN	W, 9-0
11/20/06	vs. N.Y. Giants	ESPN	W, 26-10
10/22/07	vs. Indianapolis	ESPN	L, 7-29
10/5/08	vs. Pittsburgh	NBC	L, 21-26
12/1/08	at Houston	ESPN	L, 17-30*
12/18/08	vs. Indianapolis*	NFL Network	L, 24-31

* Denotes Thursday Night Game

All games on ABC were Monday Night

Both games in 2006 and one game in 2007 were Monday Night

ADMIN

COACHES

STAFF

PLAYERS

HISTORY

RECORDS

MISC.



ADMIN

COACHES

STAFF

PLAYERS

HISTORY

RECORDS

MISC.



81 TORRY HOLT

WIDE RECEIVER

6-0, 200 LBS.
NORTH CAROLINA STATE
BORN JUNE 5, 1976
GIBSONVILLE, NORTH CAROLINA
ACQ. VETERAN FREE AGENT 2009
EXP.: 11TH YEAR

GAMES PLAYED/STARTED: 1999 (16/15, 3/3), 2000 (16/15, 1/1), 2001 (16/14, 3/3), 2002 (16/11), 2003 (16/15, 1/1), 2004 (16/16, 2/2), 2005 (14/14), 2006 (16/16), 2007 (16/16), 2008 (16/14)

NFL TOTALS: 158 games, 146 starts

POSTSEASON TOTALS: 10 games, 10 starts

TRANSACTIONS: Originally drafted by St. Louis in the first round (sixth overall) of the 1999 draft ... Released on 3/13/09 ... Signed by Jacksonville as a veteran free agent on 4/20/09.

PRO: Seven-time Pro Bowl selection who has played in 158 games with 146 starts ... Career totals include 869 receptions for 12,660 yards (14.6 avg.) with 74 TDs ... Added 11 rushes for 57 yards ... Has recorded 46 career 100-yard receiving games ... Ranks 11th in NFL history in receptions and 14th in receiving yards ... Ranks first in NFL history with 80.1 average receiving yards per game ... Ranked first in the NFL from 2000-08 with 817 receptions for 11,872 yards and 562 first downs during that span ... Has recorded 80-plus receptions in eight of 10 seasons and 90-plus receptions in six seasons ... Had streak of eight consecutive seasons from 2000-07 with 1,000-plus receiving yards ... Has made at least one reception in 153 consecutive games, the fourth-longest streak among active players and the 10th-longest in NFL history ... Reached 12,000 career receiving yards in his 146th game, the second-fastest player in NFL history to accomplish the feat. He reached 11,000 career receiving yards faster than any other player, accomplishing the feat in 131 games ... Was second-fastest player in NFL history to reach 700 receptions (125 games) ... Set Rams record in 2008 with his ninth consecutive season leading the team in receiving yards ... Of the 20 receivers currently in the Hall of Fame, none of the 20 receivers had more receptions or receiving yards than Holt in his first 158 games ... Ranked second in Rams history for career receptions, receiving yards, yards from scrimmage (12,717) and all-purpose yards (12,732) ... Ranked eighth in Rams history

for most career points scored (446) ... Has started 10 postseason games and member of 1999 Super Bowl XXXIV Championship team ... Ranked second in Rams postseason history with 47 receptions for 630 yards ... 117 receptions in 2003 ranks seventh in NFL history ... Set Super Bowl rookie record for receptions (seven) and receiving yards (109) in 1999 ...

2008: Played in all 16 games with 14 starts ... Led team with 64 receptions for 796 yards (12.4 avg.) and three TDs ... **9/14 vs. NYG:** Caught season-high six passes for 76 yards including a reception on a tipped ball for a 45-yard TD in the fourth quarter ... Had four receptions for 37 yards on **9/21 at SEA** and surpassed Shannon Sharpe, Keyshawn Johnson and Henry Ellard to move into 16th place on the NFL all-time career receptions list ... **9/28 vs. BUF:** Surpassed 12,000 career receiving yards in his 146th game, the second-fastest in NFL history behind Jerry Rice (142 games) ... Led team with six receptions for 58 yards with one TD on **11/2 vs. ARI** ... Had five receptions for 60 yards on **11/16 at SF** ... Led team with four receptions for 84 yards on **11/23 vs. CHI** and moved past Jimmy Smith into 14th place on the NFL all-time career receiving yards list ... Had team-high five receptions for 61 yards on **12/7 at ARI** ... Finished with four receptions for 55 yards on **12/21 vs. SF**, surpassing Jimmy Smith in 11th place on the NFL all-time career receptions list ... Finished season with six receptions for 90 yards on **12/28 at ATL** ...



2007: Led team with 93 receptions for 1,189 yards and seven TDs ... Selected to his fifth consecutive Pro Bowl, his seventh overall ... Opened season on **9/9 vs. CAR** and finished with seven receptions for 93 yards and one TD. Passed Stanley Morgan for 20th place on the NFL's all-time receiving yards list ... **10/7 vs. ARI:** Surpassed the 11,000 career receiving yards mark, the fastest player to do so (131 games) ... **10/21 at SEA:** Made season-high eight receptions for 82 yards ... **11/11 at NO:** Tied season-high with eight receptions for 124 yards and moved past James Lofton into 20th place on the NFL's all-time receptions list ... **12/2 vs. ATL:** Totaled season-high 135 receiving yards on six receptions with a TD ... **12/30 at ARI:** Became 19th player in NFL history to record 800 career receptions ...

2006: Started all 16 games and led the team with 93 receptions for 1,888 yards and 10 touchdowns ... Earned fourth consecutive Pro Bowl invite ... Ranked second in the NFC, fourth in the NFL, in receptions ... **9/24 at ARI:** Had eight receptions for 120 yards, his 40th career 100-yard receiving game ... **10/1 vs. DET:** Made six receptions for 102 yards and one TD. Surpassed Henry Ellard (9,761) for second place on the Rams' all-time receiving yards list ... **10/15 vs. SEA:** Finished with 154 yards and three TDs on eight receptions, his first career three-TD game. Became the fastest player in NFL history to reach 10,000 career receiving yards ...

2005: Selected to the Pro Bowl for the third consecutive season ... Started all 14 games played and ranked third in the NFL with 102 receptions and sixth with 1,331 yards ... Had nine TDs and registered five games with at least 10 receptions ... Finished with 163 receiving yards on **9/25 vs. TEN** and **12/24 vs. SF** ... Recorded 11 receptions for 129 yards on **11/20 vs. ARI** ... Caught 600th career pass in his 107th career game on **12/11 vs. MIN** ...

2004: Tied for third in the NFL with 94 receptions for 1,372 yards with 10 TDs ... Ranked fourth in the NFL in receiving yards ... Made 500th career reception, a nine-yard reception, in the third quarter on **12/19 at ARI** ... Recorded his sixth 100-yard receiving game of the season on **1/2 vs. NYJ** as he finished with seven receptions for 116 yards with two TDs ... **1/8 at SEA:** Posted second career 100-yard

receiving game in the postseason as he finished with six receptions for 108 yards and a TD in NFC Wild Card Game ... Made two receptions for 42 yards in NFC Divisional Playoff Game on **1/15 at ATL** ...

2003: Produced career-high numbers and led the NFL in receptions (117) and receiving yards (1,696) ... Ranked second in the NFL with 12 touchdowns ... Named Wide Receiver of the Year by NFL Alumni ... Marked first career 100-reception season and fourth consecutive 1,000-yard receiving season ... Led or tied for team-lead in receptions 12 times and 11 times in receiving yards ... 117 receptions ranked second in Rams history and seventh in NFL history ... Became only second player in Rams history to record 100-plus receptions in a season, joining Isaac Bruce (119, 1985) ... 1,696 receiving yards ranked fifth on NFL all-time single-season list ... Recorded 10 100-yard receiving games, surpassing Bruce's 1995 record of nine ... The 10 100-yard receiving games ranked tied for second in NFL history ... Earned NFC Offensive Player of the Month in October as he made 22 receptions for 402 yards and five TDs over a three-game span ... **10/13 vs. ATL:** Finished with 11 receptions for 161 yards and two TDs ... **11/2 at SF:** Totaled 200 yards on 11 receptions, his second career 200-yard receiving game ...

2002: Played in 16 games with 11 starts ... Totaled 91 receptions for 1,302 yards (14.3 avg.) with four TDs ... Added two rushes for 18 yards ... Ranked fourth in the NFC in receptions and receiving yards ... Recorded four 100-yard receiving games and had 10 games with at least five receptions ... **9/23 at TB:** Made career-high 12 receptions ... **12/15 vs. ARI:** Finished with season-high 141 yards on seven receptions. Caught season-long 58-yard pass to set up game-winning field goal in final two minutes ... Made 300th career reception and surpassed 5,000 career receiving yards on **12/22 at SEA** ...

2001: Played in all 16 games with 14 starts ... Totaled 81 receptions for team-high 1,363 yards (16.8 avg.) with seven TDs ... Named to Pro Bowl for second consecutive season ... Ranked eighth in the NFC in receptions and third in receiving yards ... Led or tied for team-lead in receptions eight times ... Posted team-high 15 receptions for 191 yards and one

ADMIN

COACHES

STAFF

PLAYERS

HISTORY

RECORDS

MISC.



ADMIN

COACHES

STAFF

PLAYERS

HISTORY

RECORDS

MISC.

TD in two postseason games ... **11/26 vs. TB:** Had season-high eight receptions for 139 yards ... **12/30 vs. IND:** Recorded career-high 203 receiving yards on seven receptions with two TDs. Five of his seven receptions were for 20 or more yards (42, 51, 21t, 46t, 21) ... Had five receptions in each of the club's three postseason games ... **1/20 vs. GB:** Finished with five receptions for 84 yards with one TD in NFC Divisional Playoff Game ... **1/27 vs. PHI:** Had five receptions for 88 yards in NFC Championship Game ... **2/3 vs. NE:** Made eight catches for 49 yards in Super Bowl XXXVI loss ...

2000: Made 15 starts and earned first Pro Bowl invitation ... Finished with 82 receptions for 1,635 yards (19.9 avg.) with six TDs ... Became first Ram since Isaac Bruce (1996) to lead the NFL in receiving yards ... Posted eight 100-yard receiving games and ended the season with three consecutive 100-yard games ... Opened season with six receptions for 103 yards on **9/4 vs. DEN** ... Made six catches for 101 yards on **9/10 at SEA**, including a 41-yard reception with 26 seconds to play to set up game-winning field goal ... **9/24 at ATL:** Set NFL record by averaging 63.0 yards on three receptions. Had 189 yards on three receptions and two TDs (80t, 85t). Broke average of 60.67 set by Houston's Bill Groman (3-182) vs. Denver on 11/20/60 and tied by New York Giants' Homer Jones (3-182) on 12/12/65 vs. Washington ... **12/10 vs. MIN:** Set then career-high with nine receptions for 172 yards ... Tied career-high reception total the following week on **12/17 at TB** with nine receptions for 165 yards and one TD ... **12/24 at NO:** Helped Rams clinch playoff berth with five receptions for 121 yards ... **12/30 at NO:** Finished with two receptions for 26 yards in NFC Wild Card Game ...

1999: Played in all 16 games with 15 starts as a rookie ... Led all NFC rookie wide receivers with 52 receptions for 788 yards and tied for third with six TDs ... Receptions and receiving yards total were second-highest by a rookie in team history ... Named first-team All-Rookie by Football Digest ... Caught first career NFL TD pass, a 20-yard reception from Kurt Warner, in season-opener on **9/12 vs. BAL** ... Tied season-high with two TDs and recorded then career-high 122 yards on five receptions in regular season finale on **1/2 at PHI** ... Led the team in receiving in all three postseason games with 20

receptions for 242 yards and one TD ... **1/16 vs. MIN:** Finished with five receptions for 65 yards in NFC Divisional Playoff Game ... **1/23 vs. TB:** Had seven receptions for 68 yards with a long of 20 in NFC Championship Game ... **1/30 vs. TEN:** Finished with seven receptions for 109 yards and one TD in Super Bowl XXXIV win. Set Super Bowl rookie record for receptions and receiving yards. Had game's first score on a nine-yard pass from Kurt Warner in the third quarter.

COLLEGE: Consensus All-America first-team selection as a senior ... Named ACC Player of the Year and Offensive Back of the Year ... Finalist for the Fred Biletnikoff Award, given to the nation's top receiver ... Set school and conference single-season records with 88 receptions for 1,604 yards ... 11 TD receptions set school single-season record ... Established conference records with 145.8 receiving yards per game and 179.9 all-purpose yards per game ... Earned All-ACC first-team honors as a junior ... Set school record with eight 100-yard receiving games ... Led team with 62 receptions for 1,099 yards and 16 TDs ... The 16 TDs set school single-season record, surpassing Eddie Goines (10, 1993) ... Started five of the first seven games as a sophomore ... Majored in sociology.

PERSONAL: Married (Carla) with three children ... Born in Greensboro, N.C. ... Attended Hargrave Military Academy in 1994 and finished with 21 receptions for 524 yards and six TDs ... Earned all-state honors at Eastern Guilford High (N.C.) ... Posted 129 career receptions for 2,573 yards and scored 42 touchdowns ... Had 56 receptions for 983 yards and 17 touchdowns as a senior ... Returned three punts and three kickoffs for TDs during his career ... Also played defensive back and had 62 tackles and four interceptions as a senior ... Created the Holt Foundation in 1999 in memory of his mother, Ojetta Holt-Shoffner, to support the fight against cancer in all forms, with a specific emphasis on children ... Served as spokesman for Diversity Awareness Partnership in St. Louis ... Was spokesperson for St. Louis Mass Transit MetroLink "Go Back to Work" campaign in 2000 ... Brother, Terrence, also played for North Carolina State and was drafted by the Detroit Lions in the fifth round of the 2003 NFL Draft. ... Has his own website, www.torryholt.com ... Full name: Torry Jabar Holt.



TORRY HOLT'S REGULAR SEASON STATISTICS

YEAR		GP/GS	NO	YDS	AVG	LG	TD
1999	St. Louis	16/15	52	788	15.2	63t	6
2000	St. Louis	16/15	82	1,635	19.9	85t	6
2001	St. Louis	16/14	81	1,363	16.8	51	7
2002	St. Louis	16/11	91	1,302	14.3	58	4
2003	St. Louis	16/15	117	1,696	14.5	48	12
2004	St. Louis	16/16	94	1,372	14.6	75t	10
2005	St. Louis	14/14	102	1,331	13.0	44	9
2006	St. Louis	16/16	93	1,188	12.8	67t	10
2007	St. Louis	16/16	93	1,189	12.8	40	7
2008	St. Louis	16/14	64	796	12.4	45t	3
NFL totals:	10 years	158/146	869	12,660	14.6	85t	74

ADDITIONAL STATISTICS: 46 career 100-yard receiving games; 11 rushes for 57 yards

TORRY HOLT'S POSTSEASON STATISTICS

YEAR		GP/GS	NO	YDS	AVG	LG	TD
1999	St. Louis	3/3	20	242	12.1	32	1
2000	St. Louis	1/1	2	26	13.0	21	0
2001	St. Louis	3/3	15	191	12.7	50	1
2003	St. Louis	1/1	2	21	10.5	13	0
2004	St. Louis	2/2	8	150	18.8	52	2
NFL totals:	10 years	10/10	47	630	13.4	52	4

TORRY HOLT'S REGULAR SEASON SINGLE-GAME HIGHS

RECEPTIONS: 12 at Tampa Bay 9/23/02 (139 yards)

12 vs. Arizona 9/28/03 (133 yards)

RECEIVING YARDS: 203 vs. Indianapolis 12/30/01 (7 receptions)

RECEIVING TDs: 3 vs. Seattle 10/15/06

LONGEST RECEPTION: 85t at Atlanta 9/24/00

TORRY HOLT'S CAREER GAME-BY-GAME STATISTICS

1999		RECEIVING				2001		RECEIVING					
DATE	OPPONENT	NO	Yds	AVG	LG	TD	DATE	OPPONENT	NO	Yds	AVG	LG	TD
9/12	vs. BALTIMORE*	3	36	12.0	20t	1	9/9	at Philadelphia	7	85	12.1	22	0
9/26	vs. ATLANTA	2	47	23.5	38t	1	9/23	at San Francisco	3	17	5.7	11	0
10/3	at Cincinnati	4	58	14.5	20	0	9/30	vs. MIAMI	4	111	27.8	45t	1
10/10	vs. SAN FRANCISCO	3	67	22.3	49	0	10/8	at Detroit	4	74	18.5	36t	1
10/17	at Atlanta	0	0	0.0	0	0	10/14	vs. N.Y. GIANTS	5	83	16.6	22	0
10/24	vs. CLEVELAND	2	24	12.0	12	0	10/21	at N.Y. Jets	3	43	14.3	22	0
10/31	at Tennessee	5	55	11.0	15	0	10/28	vs. NEW ORLEANS	5	72	14.4	25	1
11/7	at Detroit	3	31	10.3	16	0	11/11	vs. CAROLINA	4	77	19.3	33	0
11/14	vs. CAROLINA	2	16	8.0	10	0	11/18	at New England	7	89	12.7	18	1
11/21	at San Francisco	3	25	8.3	10	0	11/26	vs. TAMPA BAY*	8	139	17.4	37	0
11/28	vs. NEW ORLEANS	5	87	17.4	25t	2	12/2	at Atlanta	2	66	33.0	45t	1
12/5	at Carolina	1	4	4.0	4	0	12/9	vs. SAN FRANCISCO	5	66	13.2	16	0
12/12	at New Orleans	6	113	18.8	40	0	12/17	at New Orleans*	4	55	13.8	22	0
12/19	vs. N.Y. GIANTS	5	70	14.0	23	0	12/23	at Carolina	5	86	17.2	46	0
12/26	vs. CHICAGO	3	33	11.0	17	0	12/30	vs. INDIANAPOLIS	7	203	29.0	51	2
1/2	at Philadelphia	5	122	24.4	63t	2	1/2	vs. ATLANTA	8	97	12.1	21	0
Totals		52	788	15.2	63t	6	Totals		81	1,363	16.8	51	7
1/16	vs. MINNESOTA	6	65	10.8	17	0	1/20	vs. GREEN BAY	5	84	16.8	50	1
1/23	vs. TAMPA BAY	7	68	9.7	20	0	1/27	vs. PHILADELPHIA	5	58	11.6	21	0
1/30	at Tennessee#	7	109	15.6	32	1	2/3	at New England#	5	49	9.8	18	0
	*Did not start							*Did not start					
	#Super Bowl XXXIV							#Super Bowl XXXVI					

2000		RECEIVING				2002		RECEIVING					
DATE	OPPONENT	NO	Yds	AVG	LG	TD	DATE	OPPONENT	NO	Yds	AVG	LG	TD
9/4	vs. DENVER	6	103	17.2	27	0	9/8	at Denver*	5	91	18.2	36	0
9/10	at Seattle	6	101	16.8	41	0	9/15	vs. N.Y. GIANTS	6	88	14.7	34	0
9/17	vs. SAN FRANCISCO	4	94	23.5	49	0	9/23	at Tampa Bay*	12	139	11.6	25	0
9/24	at Atlanta	3	189	63.0	85t	2	9/29	vs. DALLAS	9	106	11.8	21	0
10/1	vs. SAN DIEGO	3	34	11.3	20	1	10/6	at San Francisco	3	38	12.7	18	0
10/15	vs. ATLANTA	3	51	17.0	28	0	10/13	vs. OAKLAND*	4	80	20.0	50	1
10/22	at Kansas City	5	93	18.6	27	1	10/20	vs. SEATTLE	3	71	23.7	52	0
10/29	at San Francisco	5	64	12.8	17	0	11/3	at Arizona*	1	7	7.0	7t	1
11/5	vs. CAROLINA	4	130	32.5	62	0	11/10	vs. SAN DIEGO	7	118	16.9	39	0
11/12	at N.Y. Giants*	8	86	11.0	20	1	11/18	vs. CHICAGO	4	54	13.5	22	0
11/20	vs. WASHINGTON	4	125	31.3	64	0	11/24	at Washington	5	75	15.0	29	0
11/26	vs. NEW ORLEANS	6	89	14.8	19	0	12/1	at Philadelphia	6	80	13.3	16	0
12/3	at Carolina	2	18	9.0	14	0	12/8	at Kansas City	4	45	11.3	20	0
12/10	vs. MINNESOTA	9	172	19.1	36	0	12/15	vs. ARIZONA	7	141	20.1	58	1
12/18	at Tampa Bay	9	165	18.3	72t	1	12/22	at Seattle	9	92	10.2	18	1
12/24	at New Orleans	5	121	24.2	42	0	12/30	vs. SAN FRANCISCO*	6	77	12.8	33	0
Totals		82	1,635	19.9	85t	6	Totals		91	1,302	14.3	58	4
12/30	at New Orleans	2	26	13.0	20	0							
	*Did not start							*Did not start					



PLAYERS / VETERANS

ADMIN

Table with columns: 2003 DATE, OPPONENT, RECEIVING NO Yds AVG LG TD. Rows include games from 9/7 to 1/10 vs. CAROLINA.

*Did not start

Table with columns: 2004 DATE, OPPONENT, RECEIVING NO Yds AVG LG TD. Rows include games from 9/12 to 1/15 at Atlanta.

Table with columns: 2005 DATE, OPPONENT, RECEIVING NO Yds AVG LG TD. Rows include games from 9/11 to 1/1 at Dallas.

Totals 102 1,331 13.0 44 9

Table with columns: 2006 DATE, OPPONENT, RECEIVING NO Yds AVG LG TD. Rows include games from 9/10 to 12/31 at Minnesota.

Table with columns: 2007 DATE, OPPONENT, RECEIVING NO Yds AVG LG TD. Rows include games from 9/9 to 12/30 at Arizona.

Table with columns: 2008 DATE, OPPONENT, RECEIVING NO Yds AVG LG TD. Rows include games from 9/7 to 12/28 at Atlanta.

*Did not start

TORRY HOLT'S 100-YARD RECEIVING GAMES

Table with columns: DATE, OPPONENT, RECEIVING NO Yds AVG LG TD. Lists specific 100-yard receiving games from 12/12/99 to 11/16/03.

46 regular season, 2 postseason *Playoffs

COACHES


STAFF

PLAYERS

HISTORY

RECORDS

MISC.



51 CLINT INGRAM LINEBACKER

6-2, 240 LBS.
OKLAHOMA
BORN: MARCH 21, 1983
HALLSVILLE, TEXAS
ACQ. 3RD ROUND OF 2006 DRAFT
EXP: 4TH YEAR

GAMES PLAYED/STARTED: 2006 (14/11), 2007 (13/11, 2/1), 2008 (16/12)

NFL TOTALS: 43 games, 34 starts

POSTSEASON TOTALS: 2 games, 1 start

TRANSACTIONS: Originally drafted in the third round (80th overall) of the 2006 draft.

PRO: Tough, physical linebacker who has made 34 starts in 43 games in three seasons, including a career-high 12 starts in 2008 ... Career totals include 254 tackles (146 solo), 4.5 sacks, two interceptions and 10 special teams tackles ... Former third round pick has mix of power and speed at the outside linebacker position ... As a rookie, ranked second on the team and fourth among NFL rookies with 117 tackles, which ranked third in team history for rookies behind Bryan Schwartz (161, 1995) and Kevin Hardy (130, 1996) ... First Oklahoma player drafted by the Jaguars ... Nephew of former Dallas Cowboys RB Robert Newhouse ...

2008: Posted career-highs with 16 games played and 12 starts ... Finished with 72 tackles (38 solo), a career-high two sacks, five tackles for loss and two QB pressures ... Added four special teams tackles ... **9/7 at TEN:** Sacked Vince Young in season-opener ... **9/21 at IND:** Started and totaled five tackles ... **11/9 at DET:** Started at OLB and recorded eight tackles, one sack and a tackle for loss. Sacked Daunte Culpepper in the first quarter to force a punt ... **11/16 vs. TEN:** Totaled a season-high nine tackles and one special teams tackle ... Had six tackles on **12/1 at HOU** and five tackles on **12/7 at CHI** ... Tied season-high with team-leading nine tackles on **12/14 vs. GB** ... Totaled six tackles in the season-finale on **12/28 at BAL** ...

2007: Started 11 of 13 games after missing the first three games of the season with an ankle sprain ... Tied for eighth on the squad with 65 tackles and added one sack and one INT which was returned for a TD ... **11/11 at TEN:** Started at OLB and

recorded three tackles and a sack of Vince Young ... **12/2 at IND:** Started at OLB and registered nine tackles and one for a loss ... **12/9 vs. CAR:** Started at OLB and returned an INT off Vinny Testaverde 39 yards for a TD ... Recorded seven tackles in both postseason games, on **1/5 at PIT** and **1/12 at NE** ...

2006: Played in 14 games with 11 starts ... Ranked second on team with 117 tackles along with 1.5 sacks and one INT ... Was inactive for first two games ... Moved into starting lineup in week six following season-ending injury to Mike Peterson ... **10/22 at HOU:** Made first career start and recorded nine tackles ... **10/29 at PHI:** Recorded first career sack and added 10 tackles and one pass defended ... **11/5 vs. TEN:** Had best game of season with a career-high 14 tackles while playing all 70 plays ... **11/20 vs. NYG:** Tied for team lead with 10 tackles and picked off Eli Manning for first career INT ... **12/10 vs. IND:** Registered eight tackles and three passes defended ... **12/17 at TEN:** Split a sack and led team with nine tackles ... **12/24 vs. NE:** Had 13 tackles.

COLLEGE: Two-year starter under head coach Bob Stoops ... Started 22 of 46 games and recorded 127 tackles, seven sacks, 16 tackles for loss, five INTs, four forced fumbles and two fumble recoveries ... Was named All-Big 12 Conference second-team by the coaches as a senior ... Started all 11 games as a senior and was team captain ... Graduated with a degree in sociology-criminology.

PERSONAL: Single ... Lives in Longview, Texas ... Attended Hallsville (Texas) High

ADMIN

COACHES

STAFF

PLAYERS

HISTORY

RECORDS

MISC.



ADMIN

COACHES

STAFF

PLAYERS

HISTORY

RECORDS

MISC.

... Registered 100 tackles, three forced fumbles and one INT ... Established a program in the offseason with the linebackers to make bi-weekly visits to Wolfson Children's Hospital, where the players visit with patients, sign autographs and distribute gifts ... Inducted into "H" (Hallsville) Association Hall of Fame in May of 2005 ... Active participant of the Jaguars Rookie Club in 2006 ... Regular attendee to Draft Day Fan Fest, Jaguars Taste of the NFL dinner, Jaguars

annual golf tournament, Food Drive Kick-off and Hometown Huddle ... Made several visits to after-school program at Police Athletic League ... Signed autographs at the Avenues Mall for Blood Alliance event ... Served as emcee of the 2009 Duval County Special Olympic Games ... Served as celebrity shopper for holiday shopping event benefiting local community agencies ... Nickname is "Country" ... Full name: Clint Ingram.

CLINT INGRAM'S REGULAR SEASON STATISTICS

TACKLES	GP/GS	TKL	SOLO	ASST	ST	SACKS	FF	FR	PD	TFL
2006 Jacksonville	14/11	117	67	50	4	1.5	0	0	4	3
2007 Jacksonville	13/11	65	41	24	2	1.0	0	0	3	2
2008 Jacksonville	16/12	72	38	34	4	2.0	0	0	0	5
NFL totals: 3 years	43/34	254	146	108	10	4.5	0	0	7	10

INTERCEPTIONS	GP/GS	NO	YDS	AVG	LG	TD
2006 Jacksonville	14/11	1	0	0.0	0	0
2007 Jacksonville	13/11	1	39	39.0	39t	1
2008 Jacksonville	16/12	0	0	0.0	0	0
NFL totals: 3 years	43/34	2	39	19.5	39t	1

CLINT INGRAM'S POSTSEASON STATISTICS

TACKLES	GP/GS	TKL	SOLO	ASST	ST	SACKS	FF	FR	PD	TFL
2007 Jacksonville	2/1	14	9	5	0	0.0	0	0	1	1



59 BRIAN IWUH
LINEBACKER

6-0, 239 LBS.
COLORADO
MARCH 8, 1984
HOUSTON, TEXAS
ACQ. ROOKIE FREE AGENT 2006
EXP.: 4TH YEAR

GAMES PLAYED/STARTED: 2006 (12/0), 2007 (16/1, 2/0), 2008 (15/0)

NFL TOTALS: 43 games, 1 start

POSTSEASON TOTALS: 2 games, 0 starts

TRANSACTIONS: Signed as an undrafted rookie 4/30/06.

PRO: Special teams standout who has played in 43 games in three seasons ... Adds depth at linebacker ... Has recorded 44 special teams tackles and 26 tackles on defense ... Ranked second on team in 2007 with 22 special teams tackles behind only Chad Nkang's 30, and recorded one fumble recovery ... Got first career start at MLB in 2007 regular season finale ... Spent first two weeks of rookie season on practice squad before being promoted to active roster ... Originally signed as undrafted free agent from Colorado ...

2008: Played in 15 games ... Ranked fourth on the club with 12 special teams tackles and had two tackles and one QB pressure in limited action at LB ... Recorded two solo tackles on special teams on **9/14 vs. BUF** ... **9/28 vs. HOU:** Filled in at LB for Clint Ingram on eight plays and finished with two tackles and one QB pressure ... **10/26 vs. CLE:** Finished with two solo special teams tackles and saw action for seven plays on defense ... Suffered a blow to the head in the second quarter on **11/23 vs. MIN** and was inactive on **12/1 at HOU** ... Led



team with four special teams tackles on **12/18 vs. IND** ...

2007: Played in all 16 games for the first time in career and made first start in regular season finale at Houston ... Ranked second on team with 22 special teams tackles and added one fumble recovery ... Tallied 17 tackles and one forced fumble on defense ... **9/9 vs. TEN:** Registered a forced fumble in season opener on defense and two special teams tackles ... **9/23 at DEN:** Recovered a fumble on special teams which led to a field goal ... **10/28 at TB:** Recorded a team-high three special teams tackles ... **12/30 at HOU:** Made first career start at MLB in place of rested Daryl Smith and led team with nine tackles ... **1/5 at PIT:** Saw action on special teams in AFC Wild Card Game and tied for team-lead with two tackles ... **1/12 at NE:** Saw action on defense in AFC Divisional Playoff Game and recorded two assisted tackles ...

2006: Played in 12 games mainly on special teams ... Signed to active roster from practice squad on Sept. 22 ... Ranked fifth on team with 10 special teams tackles ... **11/24 at IND:** Saw first career action ... **10/8 vs. NYJ:** Played as

reserve LB and recorded four tackles along with one special teams tackle ... **10/22 at HOU:** Saw action on defense for 14 plays and had one solo tackle ... **11/5 vs. TEN:** Tied for team lead with two special teams tackles.

COLLEGE: A two-year starter, finished with 216 tackles, 23 sacks and five INTs ... Earned All-Big 12 Conference honors as a senior after recording 65 tackles, five sacks and eight fumble recoveries ... Majored in economics.

PERSONAL: Single ... Lives in Houston, Texas ... Attended Worthing High in Houston ... Earned All-League honors three straight years ... Also lettered in track, basketball and swimming ... Distant cousin of former NFL player Russell Maryland ... Established a program in the offseason with the linebackers to make bi-weekly visits to Wolfson Children's Hospital, where the players visit with patients, sign autographs and distribute gifts ... Active participant of the Jaguars Rookie Club in 2006 ... Visited Police Athletic League in 2008 to speak with children in after-school program ... Supports team initiatives ... Full name: Brian Iwuh.

BRIAN IWUH'S REGULAR SEASON STATISTICS

TACKLES	GP/GS	TKL	SOLO	ASST	ST	SACKS	FF	FR	PD	TFL
2006 Jacksonville	12/0	7	4	3	10	0.0	0	0	0	0
2007 Jacksonville	16/1	17	10	7	22	0.0	1	1	0	0
2008 Jacksonville	15/0	2	0	2	12	0.0	0	0	0	0
NFL totals: 3 years	43/1	26	14	12	44	0.0	1	1	0	0

BRIAN IWUH'S POSTSEASON STATISTICS

TACKLES	GP/GS	TKL	SOLO	ASST	ST	SACKS	FF	FR	PD	TFL
2007 Jacksonville	2/0	2	0	2	3	0.0	0	0	0	0

JAGUARS SPECIAL TEAMS LEADERS

Here's how the Jaguars' special teams stars rank in career tackles dating back to 1995:

1. Brant Boyer (1996-2000)	94	5. <i>Montell Owens (2006-08)</i>	45
2. Danny Clark (2000-03)	55	6. <i>Brian Iwuh (2006-08)</i>	44
3. Nick Sorensen (2003-06)	53	<i>Scott Starks (2005-08)</i>	44
4. Kiwaukee Thomas (2000-04)	50	8. Joe Tuipala (2001-02)	42

ADMIN

COACHES

STAFF

PLAYERS

HISTORY

RECORDS

MISC.



ADMIN

COACHES

STAFF

PLAYERS

HISTORY

RECORDS

MISC.



33 GREG JONES

FULLBACK/RUNNING BACK

6-1, 254 LBS.
 FLORIDA STATE
 BORN MAY 9, 1981
 BEAUFORT, SOUTH CAROLINA
 ACQ. 2ND ROUND OF 2004 DRAFT
 EXP.: 6TH YEAR

GAMES PLAYED/STARTED: 2004 (16/3), 2005 (14/13, 1/1), 2006 (IR), 2007 (16/11, 2/2), 2008 (12/7)

NFL TOTALS: 58 games, 34 starts

POSTSEASON TOTALS: 3 games, 3 starts

TRANSACTIONS: Originally drafted in the second round (55th overall) of the 2004 draft.

PRO: Sixth-year veteran who can play both fullback and running back ... Missed final four games in 2008 after being placed on injured reserve with an ankle injury, ending a streak of 28 consecutive games played ... Re-signed with the Jaguars in 2008 offseason ... Has started 34 of 58 games ... Career totals include 257 carries for 869 yards and nine TDs along with 37 receptions for 293 yards and three TDs ... Missed entire 2006 season with a torn ACL in his left knee... Named first alternate to the Pro Bowl and was voted team's Ed Block Courage Award winner in 2007 ... Filled in for injured Fred Taylor in 2005 and rushed for a career-high 575 yards and four TDs ... Posted two 100-yard rushing games in 2005 ... Third-highest drafted running back by Jacksonville (55th overall) behind Fred Taylor and James Stewart, both first round picks ... Selected with choice obtained from Green Bay in exchange for third and fourth round picks ...

2008: Played in 12 games with seven starts ... Injured ankle on **12/1 at HOU** and was placed on injured reserve on Dec. 10 ... Had two rushes for 13 yards and career-high 13 receptions for 116 yards and one TD ... Added two kickoff returns for 19 yards ... **9/7 at TEN:** Started at FB and made three receptions for 13 yards and one TD. Scored on a one-yard pass from David Garrard in the second quarter ... **9/21 at IND:** Paved the way for the Jaguars' 236 rushing yards as Fred Taylor and Maurice Jones-Drew both rushed for 100-plus yards ... **9/28 vs. HOU:** Had two receptions for 29 yards. Recorded a season-long 22-yard reception, the second-longest

reception of his career, to the set up the game-winning field goal in overtime ... **10/12 at DEN:** Had three receptions for 21 yards and a 13-yard rush ... **12/1 at HOU:** Posted one kickoff return for nine yards ... **12/7 at CHI:** Inactive with an ankle injury and placed on injured reserve three days later. Missed game for the first time since 2006 due to injury ...

2007: Played in all 16 games with 11 starts ... Finished with 42 carries for 119 yards and two TDs and 11 receptions for 99 yards and two TDs ... Named first alternate to the Pro Bowl ... Played major role for running game that ranked second in the NFL as it averaged 149.4 yards per game ... **9/23 at DEN:** Scored first TD of the season on a four-yard run ... **10/14 vs. HOU:** Hauled in career-long 27-yard reception and gained four yards on two rushes ... **11/11 at TEN:** Scored a career-high two TDs on a three-yard run and two-yard pass from Quinn Gray. Added one special teams tackle ... **12/23 vs. OAK:** Recorded five carries for 11 yards and caught second TD pass of the season on a two-yard pass from David Garrard. Added one special teams tackle ... **12/30 at HOU:** Led team in rushing with 14 carries for 71 yards (5.1 avg.) with long of 11, all season-highs. Set career-high with three receptions for 27 yards ... **1/5 at PIT:** Started at FB in AFC Wild Card Game. Was credited with one kickoff return for no yards ... **1/12 at NE:** Started at FB in AFC Divisional Playoff Game and recorded one reception for 12 yards ...

2006: Missed the entire season after suffering ACL injury in left knee in the



third preseason game against Tampa Bay on Aug. 26 ...

2005: Split time between RB and FB for the second consecutive season ... Played in 14 games, making career-high 13 starts (10 at FB, 3 at RB) ... Set career-highs in rushing and receiving ... Had 151 carries for 575 yards and four TDs to rank second on the team behind Fred Taylor ... Tied for team lead with four rushing TDs ... Hauled in 10 receptions for 65 yards ... Added five special teams tackles ... **10/16 at PIT:** Made first start of the season for injured Fred Taylor and helped Jaguars to overtime win with 18 carries for 77 yards and a seven-yard TD run ... **11/6 vs. HOU:** Recorded 27 rushing yards and one TD ... **11/13 vs. BAL:** Recorded 25 carries for career-high 106 yards and one TD ... **11/27 at ARZ:** Totaled 78 rushing yards and scored on a 25-yard run ... **12/4 at CLE:** Tallied career-high 27 carries for 103 yards ... **12/18 vs. SF:** Left game with a neck injury and was inactive for final two regular season games ... **1/7 at NE:** Started at FB in AFC Wild Card Game and had two carries for 15 yards ...

2004: Split time between RB and FB ... Started three of 16 games and had 62 rushes for 162 yards and three TDs ... **9/26 at TEN:** Had two rushes for seven yards including a key fourth-and-one conversion on the fourth quarter game-winning drive ... **10/10 at SD:** Made first NFL start and recorded first career reception for one yard ... **11/14 vs. DET:** Posted eight carries for 12 yards including first career rushing TD. Added one reception for nine yards ... **12/19 at GB:** Registered nine carries for 20 yards and one TD in win at Lambeau Field ... **12/26 vs. HOU:** Made second start of the sea-

son, first at RB for injured Fred Taylor, and rushed nine times for 38 yards ... **1/2 at OAK:** Started in season finale and rushed 16 times for 30 yards and one TD.

COLLEGE: Started 21 of 42 games and finished with 480 rushes for 2,535 yards and 23 TDs along with 24 receptions for 153 yards ... Served as team captain as a senior and led team with 618 rushing yards and seven TDs on 144 carries ... Had nine receptions for 52 yards ... Graduated with a degree in sports management.

PERSONAL: Married (Dana) with sons, Greg Jones, Jr. and Caden ... Resides in Beaufort, S.C. ... Cousin of boxing great Joe Frazier ... Attended Battery Creek High (Beaufort, S.C.) ... Rushed for over 1,600 yards and 10 TDs as a senior and registered seven sacks ... Named All-State as a senior ... Competed in sprints on the track team ... Attended Christmas party in 2005 sponsored by Jacksonville Sheriff's Office for children of family members who have tragically died ... Actively supports the charitable efforts of his teammates ... Attends and supports team sponsored events including the Jacksonville Jaguars Foundation Playbooks reading initiative ... Supports local military and attends Christmas parties for terminally-ill children ... Participated in 2008 Jacksonville Association of Firefighters charity softball game at Jacksonville University ... Served as guest coach at Maurice Jones-Drew football camp ... Attended the grand opening of the Jaguars Den at Wolfson Children's Hospital ... Visited Pine Forest Elementary in 2008 to encourage children to stay active ... Full name: Greg Jones.

GREG JONES' REGULAR SEASON STATISTICS

RUSHING	GP/GS	NO	YDS	AVG	LG	TD
2004 Jacksonville	16/3	62	162	2.6	12	3
2005 Jacksonville	14/13	151	575	3.8	27	4
2006 Jacksonville	Injured reserve (knee)					
2007 Jacksonville	16/11	42	119	2.8	11	2
2008 Jacksonville	12/7	2	13	6.5	13	0
NFL totals: 5 years	58/34	257	869	3.4	27	9
RECEIVING	GP/GS	NO	YDS	AVG	LG	TD
2004 Jacksonville	16/3	3	13	4.3	9	0
2005 Jacksonville	14/13	10	65	6.5	10	0
2006 Jacksonville	Injured reserve (knee)					
2007 Jacksonville	16/11	11	99	9.0	27	2
2008 Jacksonville	12/7	13	116	8.9	22	1
NFL totals: 5 years	58/34	37	293	7.9	27	3

ADDITIONAL STATISTICS: 5 kickoff returns for 90 yards in 2004; 2 kickoff returns for 19 yards in 2008; Special teams tackles: 7 in 2004; 5 in 2005; 5 in 2007, 1 in 2008

ADMIN

COACHES

STAFF

PLAYERS

HISTORY

RECORDS

MISC.

**GREG JONES' POSTSEASON STATISTICS**

RUSHING	GP/GS	NO	YDS	AVG	LG	TD
2005 Jacksonville	1/1	2	15	7.5	11	0
2007 Jacksonville	2/2	0	0	0.0	0	0
NFL totals: 5 years	3/3	2	15	7.5	11	0

RECEIVING	GP/GS	NO	YDS	AVG	LG	TD
2005 Jacksonville	1/1	0	0	0.0	0	0
2007 Jacksonville	2/2	1	12	12.0	12	0
NFL totals: 5 years	3/3	1	12	12.0	12	0

GREG JONES' 100-YARD RUSHING GAMES

DATE	OPPONENT	NO	YDS	AVG	LG	TD
10/16/05	at Pittsburgh	25	106	4.2	20	1
12/4/05	at Cleveland	27	103	3.8	22	0

GREG JONES' REGULAR SEASON SINGLE-GAME HIGHS**RUSHES:** 27 (12/4/05 at Cleveland)**YARDS RUSHING:** 106 (11/13/05 vs. Baltimore)**LONGEST RUSH:** 27 (9/18/05 at Indianapolis)**RUSHING TOUCHDOWN:** 1 (9 times, last 11/11/07 at Tennessee)**LONGEST RUSH:** 27 (9/18/05 at Indianapolis)**RECEPTIONS:** 3 (3 times, last 10/12/08 at Denver)**RECEIVING YARDS:** 28 (9/28/08 vs. Houston)**LONGEST RECEPTION:** 27 (10/14/07 vs. Houston)**TOTAL TOUCHDOWNS:** 2 (1 rush, 1 rec., 11/11/07 at Tennessee)**100 YARDS RUSHING AND RECEIVING IN A GAME**

The Jaguars have had players surpass 100 yards rushing and 100 yards receiving in a game 18 times in 14 seasons. Here are the games when Jaguars players eclipsed 100-yards rushing and receiving in a game:

NO.	100-RUSH	100-REC.	GAME
1.	James Stewart (112)	Keenan McCardell (232)	10/20/96 at StL (L) ¹
2.	Fred Taylor (128)	McCardell (108)	9/20/98 vs. Balt. (W) ²
3.	Taylor (183)	Jimmy Smith (112)	12/6/98 vs. Det. (W)
4.	Stewart (124)	Smith (115)	9/19/99 at Car. (W)
5.	Stewart (145)	Smith (124), McCardell (113)	12/2/99 vs. Pit. (W) ³
6.	Taylor (136)	Smith (134)	12/19/99 at Clev. (W)
	Taylor (135)	Smith (136)	1/15/00 vs. Mia. (playoff W)
7.	Taylor (124)	Kyle Brady (111)	10/22/00 vs. Was. (L)
8.	Taylor (107)	Brady (138)	10/29/00 at Dal. (W/OT)
9.	Taylor (103)	Smith (117), McCardell (156)	11/12/00 vs. Sea. (L) ⁴
10.	Taylor (181)	Smith (104)	12/3/00 vs. Clev. (W)
11.	Taylor (137)	Smith (147)	12/10/00 vs. Ariz. (W)
12.	Stacey Mack (111)	Smith (122)	12/23/01 at Minn. (W)
13.	Mack (125)	McCardell (132)	12/30/01 vs. K.C. (L)
14.	Taylor (118)	Smith (136)	11/30/03 vs. T.B. (W)
15.	Taylor (107)	Smith (113)	10/24/04 at Ind. (W) ⁵
16.	Taylor (144)	Smith (109)	11/14/04 vs. Det. (W)
17.	Taylor (165)	Ernest Wilford (145)	10/30/05 at StL (L)
18.	Greg Jones (106)	Matt Jones (117)	11/13/05 vs. Balt. (W)

¹ Mark Brunell 421 yds. passing² Mark Brunell 376 yds. passing³ Mark Brunell 308 yds. passing⁴ Mark Brunell 340 yds. passing⁵ Byron Leftwich 300 yds. passing

ADMIN

COACHES

STAFF

PLAYERS

HISTORY

RECORDS

MISC.



ADMIN

COACHES

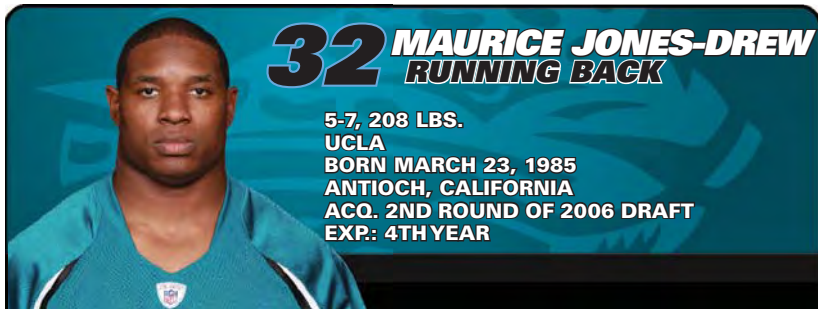
STAFF

PLAYERS

HISTORY

RECORDS

MISC.



32 MAURICE JONES-DREW RUNNING BACK

5-7, 208 LBS.

UCLA

BORN MARCH 23, 1985

ANTIOCH, CALIFORNIA

ACQ. 2ND ROUND OF 2006 DRAFT

EXP: 4TH YEAR

GAMES PLAYED/STARTED: 2006 (16/1), 2007 (15/0, 2/0), 2008 (16/3)

NFL TOTALS: 47 games, 4 starts

POSTSEASON TOTALS: 2 games, 0 starts

TRANSACTIONS: Originally drafted in the second round (60th overall) of the 2006 draft.

PRO: Explosive triple threat as a rusher, receiver and returner ... Averaged 83.8 yards from scrimmage and 127.7 all-purpose yards per game in first three seasons ... Career totals include 530 rushes for 2,533 yards and 34 TDs, 148 receptions for 1,408 yards and four TDs and 75 kickoff returns for 1,952 yards (26.0) with two TDs ... Also has 11 punt returns for 110 yards ... Ranks third in team history in rushing yards and fourth in yards from scrimmage (3,941) and all-purpose yards (6,003) ... Ranks third in franchise history with 40 TDs (34 rushing, 4 receiving, 2 kickoff returns) in only 47 games and ranks second with 34 rushing TDs ... Ranks second in the NFL from 2006-08 in overall TDs and rushing TDs ... Holds team records for career kickoff returns, kickoff return yards and kickoff return average. ... Owns highest career average per rush (4.8) by a Jaguars RB (min. 100 atts.) and highest single-season average (5.7, 2006) ... Ranked fifth in team history with 240 points ... Has the most receptions by a Jaguar since 2006 and enters the 2009 season with a streak of 35 consecutive games with a reception ... Led all NFL RBs in receiving yards (565) in 2008 and ranked second in receptions (62) ... The 62 receptions were the most by a Jaguars RB in team history ... Owns four of the franchise's top eight marks for all-purpose yards including a team-record 303 against Indianapolis on 12/10/06 ... Recorded seven career 100-yard rushing games and eight games with 200-plus all-purpose yards ... First player in franchise history to have at least nine rushing TDs in three consecutive seasons ... Tied with Fred Taylor for most consecutive games scoring a TD with eight, and holds club record with

eight consecutive games with a rushing TD ... First player to have 740-plus rushing yards and 1,100 yards from scrimmage in each of his first three seasons ... Has 71 career rushes of 10-plus yards, 18 of 20-plus yards and three of 50-plus yards ... Has recorded five of his seven 100-yard games in AFC South play ... Recorded multiple TDs in eight career games and the Jaguars own a 6-2 record in those games ... 25 of his 40 career TDs have come after Nov. 1 ... Only player in NFL with 2,000-plus combined yards in 2006 and 2007 ... Only player in team history to record two career kickoff returns for TDs including the longest return in team history (100t, 11/4/07 at NO) ... Along with Fred Taylor, formed the NFL's second-best rushing duo in 2006 and 2007 ... Helped Jaguars set a single-season franchise record for rushing yards in 2006 with 2,541 (158.8 yards per game) and the club posted the second-highest total in 2007 with 2,391 (149.4) ... Was one of six RBs selected in the first two rounds of the 2006 NFL Draft and ranked first among the group in first three seasons in total TDs (40), total yards (6,003) and yards from scrimmage (3,941) ... Broke 10 team records as a rookie RB and kickoff returner ... Finished with 2,250 all-purpose yards, the third-most by a rookie in NFL history, and set a team record for all-purpose yards in a season and in a game (303, vs. Indianapolis, Dec. 10) ... Set team rookie-record with 46 receptions for 436 yards and two TDs ... Led all NFL rookies and ranked tied for third in the NFL with 16 TDs (13 rushing, 2 receiving, 1 kickoff return), including a rushing touchdown in an NFL-record (by a rookie) eight consecutive games ... Led all NFL RBs with a



ADMIN

COACHES

STAFF

PLAYERS

HISTORY

RECORDS

MISC.

5.7 average per carry, the highest in team history ... Fourth-highest drafted RB by Jacksonville (60th overall), behind Fred Taylor and James Stewart, both first round picks, and Greg Jones (2004, 55th overall) ... Became only fifth player in UCLA history to lead the team in rushing in all three seasons and left with the school record 4,688 all-purpose yards ...

2008: Played in all 16 games with three starts ... Led team in rushing with career-high 197 carries for 824 yards and 12 TDs and ranked second with a career-high 62 receptions for 565 yards and two TDs ... Added 13 kickoff returns for 281 yards (21.6) and seven punt returns for 69 yards (9.9) ... Led team in total TDs (14), yards from scrimmage (1,389) and all-purpose yards (1,739) ... The 14 TDs tied for third-most in team history while 12 rushing TDs tied for fourth ... Tied for

sixth in the NFL and third in the AFC in TDs and ranked fifth in the AFC in all-purpose yards ... Led all NFL RBs in receiving yards and ranked second in receptions ... Had most receptions by a Jaguars RB in team history ... Recorded three-plus receptions in 11 of 16 games ... Ranked tied for third in the AFC, tied for sixth in the NFL, with 74 first downs made (47 rush, 27 rec.) ... Selected to USA Today All-Joe Team, which goes to players and coaches who have over-achieved and are often overlooked ... Finished with nine receptions for 113 yards on Dec. 23 vs. Minn. and became the first RB in team history to record a 100-yard receiving game ... Had 10 plus-carries in 11 games ... **9/14 vs. BUF:** Scored on a two-yard run in the third quarter ... **9/21 at IND:** Led a rushing attack along with Fred Taylor that produced 236 yards on the ground on 48

JONES-DREW: DUAL THREAT

Maurice Jones-Drew ranked second on the team in 2008 with a career-high 62 receptions for 565 yards along with two touchdowns. The 62 receptions were the most by a Jaguars running back in team history and second-most by a NFL running back in 2008. Jones-Drew surpassed his previous career-high of 46 receptions for 436 yards in 2006. He has a reception in a team-best 35 consecutive games and had three-plus receptions in 11 of 16 games in 2008.

MOST RECEIVING YARDS BY NFL RB FROM 2006-08

RK	PLAYER, TEAM	YARDS (REC)
1.	Brian Westbrook, Philadelphia	1,872 (221)
2.	Reggie Bush, New Orleans	1,599 (213)
3.	Steven Jackson, St. Louis	1,456 (168)
4.	LaDainian Tomlinson, San Diego	1,409 (168)
5.	Maurice Jones-Drew, Jacksonville	1,408 (148)

2008 MOST RECEIVING YARDS BY NFL RB

RK	PLAYER, TEAM	YARDS (REC)
1.	Maurice Jones-Drew, Jacksonville	565 (62)
2.	Kevin Faulk, New England	486 (58)
3.	Matt Forte, Chicago	477 (63)
4.	Reggie Bush, New Orleans	440 (52)
5.	LaDainian Tomlinson, San Diego	426 (52)

2008 MOST RECEPTIONS BY NFL RB

RK	PLAYER, TEAM	REC (YARDS)
1.	Matt Forte, Chicago	63 (477)
2.	Maurice Jones-Drew, Jacksonville	62 (565)
3.	Kevin Faulk, New England	58 (486)
4.	Brian Westbrook, Philadelphia	54 (402)
5.	Reggie Bush, New Orleans	52 (440)
	LaDainian Tomlinson, San Diego	52 (426)
	Marion Barber, Dallas	52 (417)



carries and saw both players rush for over 100 yards. Finished with 19 carries for 107 yards (5.6) and one TD and four receptions for 59 yards with a long of 26. Added one kickoff return for 25 yards. Scored on a six-yard run in the third quarter. Finished with 191 all-purpose yards ... **10/5 vs. PIT:** Tied for team-lead with six receptions for 23 yards and rushed five times for seven yards with a one-yard TD run. Surpassed 100 career receptions and 1,000 career receiving yards, the only player in team history to have over 1,000 yards in three categories (rushing, receiving and returns) ... **10/12 at DEN:** Earned FedEx Ground Player of the Week honors after rushing for 125 yards on 22 carries and two TDs. Scored on a one-yard rush in the second quarter and a 46-yard scamper in the third quarter. The 46-yard run was the longest of the season for the Jaguars. The 125 yards were the most by a Jaguar in 2008 ... **11/2 at CIN:** Scored on one-yard TD run in the fourth quarter ... **11/9 at DET:** Led team with a career-high three rushing TDs on 11 carries for 70 yards. Added two receptions for 21 yards and three punt returns for 23 yards. Became fifth player in team history with three rushing TDs in one game and tied franchise-record for TDs in a first half (3, James Stewart, 10/12/97 vs. PHI) ... **11/16 vs. TEN:** Led team with 17 carries for 66 yards and two rushing TDs along with three receptions for 27 yards. Scored both TDs on consecutive drives in the second quarter and marked second consecutive game with multiple rushing TDs

... **11/23 vs. MIN:** Became first running back in team history to record a 100-yard receiving game, finishing with career-high nine receptions for 113 yards. Added four rushing yards on three carries, four kickoff returns for 107 yards (26.8) and one punt return for nine yards for 233 all-purpose yards. Tied Fred Taylor (9 rec., 9/20/98 vs. BAL) for the most receptions by a RB in team history. Was one of only four NFL RBs with nine or more receptions in a game and one of seven RBs with 100-plus receiving yards in a game ... **12/7 at CHI:** Led team with 55 rushing yards on 12 carries and seven receptions for 47 yards and one TD. Scored on a four-yard pass in the fourth quarter. Had two kickoff returns for 50 yards with a long of 27 ... **12/14 vs. GB:** Made first start of season and produced two TDs, his eighth career multi-TD game. Had 12 rushes for 48 yards and four receptions for 22 yards. Scored on a 14-yard reception in the fourth quarter and recorded the game-winning score on a two-yard run with 1:56 remaining in the fourth quarter ... **12/18 vs. IND:** Started at RB and led team with 20 rushes for 91 yards and added seven receptions for 71 yards ... **12/28 at BAL:** Made third start of the season and led team with a season-high 23 carries for 78 yards and added a 10-yard reception ...

2007: Played in 15 games and both postseason games ... Tied for team-lead with 10 total TDs (9 rush., 1 ret.) and ranked seventh in the NFL with team-high 2,104 all-purpose yards ... Ranked

NFL TOUCHDOWN LEADERS 2008

RK	PLAYER, TEAM	TDS
1.	DeAngelo Williams, Carolina	20
2.	Michael Turner, Atlanta	17
3.	Thomas Jones, New York Jets	15
	LenDale White, Tennessee	15
	Brandon Jacobs, New York Giants	15
6.	Maurice Jones-Drew, Jacksonville	14
	Brian Westbrook, Philadelphia	14

NFL TOUCHDOWN LEADERS 2006-08

RK	PLAYER, TEAM	TDS
1.	LaDainian Tomlinson, San Diego	61
2.	Maurice Jones-Drew, Jacksonville	40
3.	Terrell Owens, Dallas	38
4.	Marion Barber III, Dallas	37
	Brian Westbrook, Philadelphia	37
	Randy Moss, New England	37

ADMIN

COACHES

STAFF

PLAYERS

HISTORY

RECORDS

MISC.



ADMIN

COACHES

STAFF

PLAYERS

HISTORY

RECORDS

MISC.

second on team in rushing with 768 yards on a career-high 167 carries for nine TDs and third in receptions with 40 for 407 yards (10.2 avg.) ... Led team with a career-high 31 kickoff returns for 811 yards (26.2) with one TD, a 100-yard return at New Orleans ... 26.2 KOR average ranked sixth in NFL ... Tied for fourth in NFL with two rushes of 50-plus yards and tied for seventh with eight rushes of 20-plus yards ... Had three scoring plays of 50-plus yards ... Led Jaguars in the postseason with seven receptions for 92 yards, 140 yards from scrimmage and 297 all-purpose yards ... **9/16 vs. ATL:** Became sixth player in team history to surpass 1,000 career rushing yards, finishing with 11 carries for 31 yards ... **9/23 at DEN:** Registered 144 all-purpose yards, rushing 15 times for 37 yards, two passes for 18 yards and three KORs for 89 yards (29.7 avg.) with a long of 42 yards ... **10/7 at KC:** Led team with 82 rushing yards on nine carries (9.1 avg.) and scored first TD of season on a 52-yard run in the second quarter. Added three receptions for 30 yards and one kickoff return for 29 yards for 141 all-purpose yards ... **10/14 vs. HOU:** Recorded 260 all-purpose yards, the second-most of his career and third-most in team history. Rushed 12 times for 125 yards and scored on seven-yard and 57-yard runs in the fourth quarter. The 57-yard rush was longest of the season and he was the only Jaguar to post two rushing TDs in a game in 2007. Had four receptions for team-leading 59 yards and returned four kickoffs for 76 yards ... **10/22 vs. IND:** Led team with 13 carries for 52 yards with one TD and had three receptions for 17 yards. Returned four kickoffs for 133 yards (33.3 avg.). Marked fourth consecutive game with 140-plus all-purpose yards ... **11/4 at NO:** Returned kickoff 100 yards for a TD, the

longest return in team history. Became only player in team history to record two career kickoff returns for TDs. Finished with five carries for 28 yards, two receptions for 31 yards and three kickoff returns for 142 yards (47.3 avg.) for 201 all-purpose yards ... **11/11 at TEN:** Posted second 100-yard rushing game of the season with 19 carries for 101 yards with an eight-yard TD run. Led team with three receptions for 28 yards. Returned two kickoffs (14.5 avg.) and two punts (14.0 avg.) and finished with 186 all-purpose yards ... **11/18 vs. SD:** Had 33 yards on 12 rushes with one TD, one reception for four yards and four kickoff returns for 71 yards ... **11/25 vs. BUF:** Scored 20th career rushing TD on a 17-yard scamper and averaged 26.5 on two kickoff returns ... **12/23 vs. OAK:** Carried the ball a team-high 10 times for 44 yards and scored on a 14-yard run in the first quarter. Added team-leading six receptions for a career-high 96 yards with a season-long 43-yard catch ... **12/30 at HOU:** Was inactive as healthy deactivation in season finale ... **1/5 at PIT:** Registered 168 all-purpose yards in first career postseason game and became only the third player in team history to record two TDs in a playoff game. Finished with eight carries for 29 yards with 10-yard TD and caught a 43-yard TD pass from David Garrard in the second quarter. Returned first quarter kickoff a franchise postseason record 96 yards to the Steelers' one-yard line which led to a Jaguars TD. The 96-yard return was the seventh-longest in NFL postseason history and longest since 2001 ... **1/12 at NE:** Rushed six times for 19 yards and had team-high six receptions for 49 yards in AFC Divisional Playoff Game. Returned five kickoffs for 61 yards ...

2006: Played in all 16 games as a rookie

SPECIAL RUNNING BACK CLASS

Jaguars RB Maurice Jones-Drew was one of six running backs selected in the first two rounds of the 2006 draft. Jones-Drew leads the class in total touchdowns (40), yards from scrimmage (3,941), all-purpose yards (6,003) and rushes of 10-plus yards (67). Here's the list of running backs selected in the first two rounds of the 2006 draft:

PLAYER, TEAM

Reggie Bush, New Orleans
 Laurence Maroney, New England
 DeAngelo Williams, Carolina
 Joseph Addai, Indianapolis
 LenDale White, Tennessee
Maurice Jones-Drew, Jacksonville

DRAFT PICK

1st round (2nd overall)
 1st round (21st overall)
 1st round (27th overall)
 1st round (30th overall)
 2nd round (45th overall)
2nd round (60th overall)



with one start ... Finished with team-record 2,250 all-purpose yards and led team with 16 total TDs ... Ranked second on the team in rushing with 166 carries for 941 yards with a team-high 13 rushing TDs and also ranked second with 46 receptions (team rookie record) for 436 yards and two TDs ... Finished with 31 kickoff returns for 860 yards (27.7 avg.) and one TD ... Ranked third in the NFL with a 27.7 kickoff return average, the highest single-season mark in team history ... Produced three of the top seven single-game all-purpose yards totals in team history ... Registered three 100-yard rushing games and joined Fred Taylor (1998, six 100-yard games) as the only rookies in team history to rush for 100-plus yards ... Scored a TD in eight consecutive games, tying Taylor (8, 1998) for most in team history, and registered at least one score in 12 of the last 14 games ... Ranked second in team history with 16 TDs (Taylor, 17, 1998) in a season and was also second to Taylor (14) for most rushing TDs as a rookie with 13 ... Tied for NFL-lead with six TDs of 10-plus yards and tied for third with three TDs of 20-plus yards ... Ranked third in the NFL in all-purpose yards, trailing only Steven Jackson of St. Louis (2,334) and NFL MVP LaDainian Tomlinson of San Diego (2,323) ... Ranked 8th in the AFC and 15th in the NFL with 1,377 yards from scrimmage ... Along with Taylor (231-1,146, 5 TDs), formed the NFL's second-best rushing duo and best in team history with 2,087 rushing yards ... **9/24 at IND:** Recorded first career 100-yard rushing game with 103 yards on 13 carries along with four receptions for 32 yards and a seven-yard TD reception from Byron Leftwich. Returned four kickoffs for 109 yards (27.3 avg.) and finished with 244 all-purpose yards ... **10/1 at WAS:** Scored on a 51-yard TD pass from Leftwich, the longest completion of the season for the Jaguars ... **10/8 vs. NYJ:** Led team with two rushing TDs ... **10/22 at HOU:** Led team with a career-high seven receptions for 58 yards and added a one-yard TD run ... **11/26 at BUF:** Rushed eight times for 78 yards and led team with five receptions for 47 yards, three KORs for 101 yards with a long of 50 ... **12/10 vs. IND:** Set a team-record for all-purpose yards in a game with 303, finishing with 15 rushes for a career-high 161 yards and two TDs, one reception for 15 yards, two kickoffs for 109 yards (54.5 avg.) and one TD and one punt return for 13 yards. The 303 all-purpose yards ranked fourth in NFL history by a rookie

and were the most since Tim Brown had 306 on 11/28/98 for Oakland. Had a 93-yard kickoff return, the third-longest in team history, and scored on a 18-yard run and a 48-yard scamper. Named AFC Special Teams Player of the Week and was presented the NFL Player of the Day Golden Peacock Award by NBC following the game ... **12/17 at TEN:** Led team with a career-high 25 carries for 98 yards and one TD along with three receptions for 47 yards ... **12/24 vs. NE:** Made first career start and led team with 19 carries for 131 yards and two TDs along with six receptions for 41 yards. Scored on a 74-yard run against the Patriots, then the second-longest TD run in team history ... **12/31 at KC:** Led team with 12 rushes for 46 yards and one TD in season-finale, surpassing former Baltimore Colt Curtis Dickey (1980) for the NFL rookie record with a rushing TD in his eighth consecutive game.

COLLEGE: Started 22 of 36 games in three seasons and finished with 2,503 rushing yards on 481 carries along with 26 TDs ... Recorded 64 career receptions for 819 yards and seven TDs ... Left school following junior season and was only the fifth player in school history to lead the team in rushing in all three seasons ... Also served as a punt and kickoff returner where he set the school record with 4,688 all-purpose yards ... As a junior, was consensus All-America selection as all-purpose back and All-Pac 10 first-team selection as punt returner ... Started all 12 games and led the team in rushing with 914 yards and 13 TDs on 186 carries ... Set NCAA single-season record with a 28.5 average on 15 punt returns and compiled a school single-season record 427 yards and three TDs on punt returns ... Named second-team All-Pac 10 with 91.5 rushing yards per game ... Scored 12 TDs (eight rushing, three receiving and one on a punt return) ... Rushed for 1,007 yards on 160 attempts with eight TDs as a sophomore ... Added 18 receptions for 162 yards ... Saw action in all 13 games as a true freshman ... Named first-team All-Pac 10 as a kick returner by The Sporting News ... Led team in rushing with 582 yards on 125 attempts with five TDs, becoming the first true freshman to lead the Bruins in rushing since DeShaun Foster in 1998 ... Majored in history.

PERSONAL: Single with son (Maurice III)... Lives in Antioch, Calif. ... Attended De La Salle (Concord, Calif.) High ...

ADMIN

COACHES

STAFF

PLAYERS

HISTORY

RECORDS

MISC.



ADMIN

COACHES

STAFF

PLAYERS

HISTORY

RECORDS

MISC.

Lettered three times in football ... Parade, Prep Star and Super Prep All-America selection who was also a member of the Super Prep Elite 50 team, in addition to earning that publication's FarWest Offensive Player of the Year honors ... Added All-West accolades from Tom Lemming's Prep Football Report and was a Max Emfinger six-star selection as all-purpose back ... Earned Tacoma News Tribune Western 100, first-team All-State, State Running Back of the Year and Long Beach Press-Telegram Best in the West honorable mention recognition ... Member of team that extended the school's game winning streak to 138 games ... Gained 1,457 yards rushing, averaging 11.9 yards per attempt, and had 26 total TDs in 12 games as a senior ... Four-year member of the track team as a sprinter ... Has worn a Superman t-shirt underneath his jersey since he was 10-years old playing Pop Warner football in Pinole, Calif. ... Hosted a football camp for youth the last three years in Jacksonville and hosted second-annual youth camp in Antioch, Calif. in spring of 2008 ... Represented Jaguars for the NFL/JCPenney Take a Player to School Program, visiting second-grade class at Hyde Park Elementary ... Participated in the 2008 Shop with a Jock event at Wal-Mart with more than 50 children from

Bridge of Northeast Florida and MaliVai Washington Kids Foundation ... Serves as spokesperson for the Jacksonville Commitment, a program that provides college scholarships to local colleges and universities ... Took part in a photo shoot with his dog, Philip, to raise money for the Humane Society ... Teamed up with Lift Up America and Tyson Foods to distribute food to more than 50 local soup kitchens and pantries ... Established relationship with I.M. Sulzbacher Center for the Homeless where he hosted a Children's Christmas Party the last two years ... Attended surprise birthday party in 2007 for 20-year old JT Townsend ... Taped PSA for Florida/Georgia Blood Alliance to promote annual blood drive ... Partnered with local chapter of Character Counts ... Represented Jaguars during Super Bowl XLI in South Florida for annual Taste of the NFL hunger-relief fundraiser ... Supports and attends team sponsored events like Operation Blessing, Food Drive Kick-off, Jaguars annual golf tournament, Jaguars Taste of the NFL dinner and the Jacksonville Jaguars Foundation Playbooks reading initiative where he was featured on the cover in 2007 ... Attended the NFL Broadcast Boot Camp in 2009 ... Full name: Maurice Christopher Jones-Drew.

MAURICE JONES-DREW'S REGULAR SEASON STATISTICS

RUSHING	GP/GS	NO	YDS	AVG	LG	TD
2006 Jacksonville	16/1	166	941	5.7	*74t	*13
2007 Jacksonville	15/0	167	768	4.6	57t	*9
2008 Jacksonville	16/3	*197	*824	4.2	46t	*12
NFL totals: 3 years	47/ 4	530	2,533	4.8	74t	34

RECEIVING	GP/GS	NO	YDS	AVG	LG	TD
2006 Jacksonville	16/1	46	436	9.5	*51t	2
2007 Jacksonville	15/0	40	407	10.2	43	0
2008 Jacksonville	16/3	62	565	9.1	26	2
NFL totals: 3 years	47/ 4	148	1,408	9.5	51t	4

RETURNS	PUNT RETURNS						KICKOFF RETURNS				
	NO	FC	YDS	AVG	LG	TD	NO	YDS	AVG	LG	TD
2006 Jacksonville	1	0	13	13.0	13	0	*31	*860	*27.7	*93t	1
2007 Jacksonville	3	0	28	9.3	17	0	*31	*811	*26.2	#100t	1
2008 Jacksonville	7	1	69	9.9	15	0	13	281	21.6	33	0
NFL totals: 3 years	11	1	110	10.0	17	0	75	1,952	26.0	100t	#2

MAURICE JONES-DREW'S POSTSEASON STATISTICS

RUSHING	GP/GS	NO	YDS	AVG	LG	TD
2007 Jacksonville	2/0	14	48	3.4	10t	1

RECEIVING	GP/GS	NO	YDS	AVG	LG	TD
2007 Jacksonville	2/0	7	92	13.1	43t	1

RETURNS	PUNT RETURNS						KICKOFF RETURNS				
	NO	FC	YDS	AVG	LG	TD	NO	YDS	AVG	LG	TD
2007 Jacksonville	0	0	0	0.0	0	0	6	157	26.2	#96	0

* Team leader

Team record


MAURICE JONES-DREW'S 100-YARD RUSHING GAMES

DATE	OPPONENT	NO	YDS	AVG	LG	TD
9/24/06	at Indianapolis	13	103	7.9	26	0
12/10/06	vs. Indianapolis	15	166	11.1	48t	2
12/24/06	vs. New England	19	131	6.9	74t	2
10/14/07	vs. Houston	12	125	10.4	57t	2
11/11/07	at Tennessee	19	101	5.3	30	1
9/21/08	at Indianapolis	19	107	5.6	18	1
10/12/08	at Denver	22	125	5.7	46t	2

MAURICE JONES-DREW'S SINGLE-GAME HIGHS

RUSHING ATTEMPTS: 25 (12/17/06 at Tennessee)
RUSHING YARDS: 166 (12/10/06 vs. Indianapolis)
LONGEST RUN: 74t (12/24/06 vs. New England)
RUSHING TOUCHDOWNS: 3 (11/9/08 at Detroit)
LONGEST RUSHING TOUCHDOWN: 74t (12/24/06 vs. New England)
RECEPTIONS: 9 (11/23/08 vs. Minnesota)
RECEIVING YARDS: 113 (11/23/08 vs. Minnesota)
LONGEST RECEPTION: 51t (10/1/06 at Washington)
RECEIVING TOUCHDOWNS: 1 (4 times, last 12/14/08 vs. Green Bay)
ALL-PURPOSE YARDS: 303 (12/10/06 at Indianapolis)
COMBINED YARDS: 184 (10/14/07 vs. Houston)

MAURICE JONES-DREW'S CAREER GAME-BY-GAME STATISTICS

2006		RUSHING					RECEIVING				
DATE	OPPONENT	ATT	YDS	AVG	LG	TD	NO	YDS	AVG	LG	TD
9/10	vs. DALLAS	2	8	4.0	4	0	0	0	0.0	0	0
9/18	vs. PITTSBURGH	2	4	2.0	7	0	2	6	3.0	5	0
9/24	at Indianapolis	13	103	7.9	26	0	4	32	8.0	12	1
10/1	at Washington	3	3	1.0	2	0	3	53	17.7	51t	1
10/8	vs. NEWYORK JETS	13	59	4.5	9	2	0	0	0.0	0	0
10/22	at Houston	8	10	1.3	3	1	7	58	8.3	19	0
10/29	at Philadelphia	21	77	3.7	13	0	3	20	6.7	10	0
11/5	vs. TENNESSEE	8	56	7.0	40	0	2	29	14.5	29	0
11/12	vs. HOUSTON	3	11	3.7	6	1	4	56	14.0	21	0
11/20	vs. NEWYORK GIANTS	9	45	5.0	12	1	2	16	8.0	9	0
11/26	at Buffalo	8	78	9.8	24	1	5	47	9.4	28	0
12/3	at Miami	5	46	9.2	32	1	0	0	0.0	0	0
12/10	vs. INDIANAPOLIS	15	166	11.1	48t	2	1	15	15.0	15	0
12/17	at Tennessee	25	98	3.9	17	1	3	47	15.7	37	0
12/24	vs. NEW ENGLAND*	19	131	6.9	74t	2	6	41	6.8	11	0
12/31	at Kansas City	12	46	3.8	12	1	4	16	4.0	8	0
Totals		166	941	5.7	74t	^13	46	436	9.5	51t	2

2007		RUSHING					RECEIVING				
DATE	OPPONENT	ATT	YDS	AVG	LG	TD	NO	YDS	AVG	LG	TD
9/9	vs. TENNESSEE	7	32	4.6	23	0	3	28	9.3	20	0
9/16	vs. ATLANTA	11	31	2.8	9	0	1	10	10.0	10	0
9/23	at Denver	15	37	2.5	10	0	2	18	9.0	10	0
10/7	at Kansas City	9	82	9.1	52t	1	3	30	10.0	12	0
10/14	vs. HOUSTON	12	125	10.4	57t	2	4	59	14.8	25	0
10/22	vs. INDIANAPOLIS	13	52	4.0	12	1	3	17	5.7	7	0
10/28	at Tampa Bay	10	48	4.8	21	0	2	14	7.0	15	0
11/4	at New Orleans	5	28	5.6	12	0	2	31	15.5	22	0
11/11	at Tennessee	19	101	5.3	30	1	3	28	9.3	10	0
11/18	vs. SAN DIEGO	12	33	2.8	15	1	1	4	4.0	4	0
11/25	vs. BUFFALO	10	10	1.0	17t	1	2	16	8.0	10	0
12/2	at Indianapolis	11	52	4.7	22	1	1	5	5.0	5	0
12/9	vs. CAROLINA	11	24	2.2	6	0	2	21	10.5	13	0
12/16	at Pittsburgh	12	69	5.8	20	0	5	30	6.0	8	0
12/23	vs. OAKLAND	10	44	4.4	14t	1	6	96	16.0	43	0
12/30	at Houston	Did not play									
Totals		167	768	4.6	57t	^9	40	407	10.2	43	0
1/5	at Pittsburgh	8	29	3.6	10t	1	1	43	43.0	43t	1
1/12	at New England	6	19	3.2	10	0	6	49	8.2	18	0



ADMIN

COACHES

STAFF

PLAYERS

HISTORY

RECORDS

MISC.

2008

DATE OPPONENT

DATE OPPONENT	RUSHING					RECEIVING				
	ATT	YDS	AVG	LG	TD	NO	YDS	AVG	LG	TD
9/7 at Tennessee	5	13	2.6	11	0	4	37	9.3	15	0
9/14 vs. BUFFALO	7	17	2.4	9	1	3	25	8.3	15	0
9/21 at Indianapolis	19	107	5.6	18	1	4	59	14.8	26	0
9/28 vs. HOUSTON	7	32	4.6	19	0	2	17	8.5	12	0
10/5 vs. PITTSBURGH	5	7	1.4	3	1	6	23	3.8	10	0
10/12 at Denver	22	125	5.7	46t	2	2	23	11.5	12	0
10/26 vs. CLEVELAND	12	29	2.4	5	0	3	19	6.3	7	0
11/2 at Cincinnati	10	33	3.3	8	1	2	29	14.5	16	0
11/9 at Detroit	11	70	6.4	16	3	2	21	10.5	15	0
11/16 vs. TENNESSEE	17	66	3.9	15	2	3	27	9.0	11	0
11/23 vs. MINNESOTA	3	4	1.3	3	0	9	113	12.6	24	0
12/1 at Houston	12	49	4.1	14	0	3	22	7.3	16	0
12/7 at Chicago	12	55	4.6	14	0	7	47	6.7	19	1
12/14 vs. GREEN BAY*	12	48	4.0	15	1	4	22	5.5	14t	1
12/18 vs. INDIANAPOLIS*	20	91	4.6	15	0	7	71	10.1	17	0
12/28 at Baltimore*	23	78	3.4	23	0	1	10	10.0	10	0
Totals	^197	^824	4.2	46t	^12	62	565	9.1	26	2

* Started

^Team leader

MAURICE JONES-DREW VS. THE NFL

OPPONENT	GAMES	RUSHING					100-YARD					RECEIVING							
		ATT	YDS	AVG	LG	TD	GAMES	NO	YDS	AVG	LG	TD	GAMES	NO	YDS	AVG	LG	TD	
Atlanta	1	11	31	2.8	9	0	0	1	10	10.0	10	0	0	1	10	10.0	10	0	
Baltimore	1	23	78	3.4	23	0	0	1	10	10.0	10	0	0	10	88	8.8	28	0	
Buffalo	3	25	105	4.2	24	3	0	10	88	8.8	28	0	0	7	47	6.7	19	1	
Carolina	1	11	24	2.2	6	0	0	2	21	10.5	13	0	0	2	29	14.5	16	0	
Chicago	1	12	55	4.6	14	0	0	7	47	6.7	19	1	0	3	19	6.3	7	0	
Cincinnati	1	10	33	3.3	8	0	0	2	29	14.5	16	0	0	4	41	10.2	12	0	
Cleveland	1	12	29	2.4	5	0	0	3	19	6.3	7	0	0	2	21	10.5	15	0	
Dallas	1	2	8	4.0	4	0	0	0	0	0.0	0	0	0	0	0	0.0	0	0	
Denver	2	37	162	4.4	46t	2	1	4	41	10.2	12	0	0	2	21	10.5	15	0	
Detroit	1	11	70	6.4	16	3	0	2	21	10.5	15	0	0	4	41	10.2	12	0	
Green Bay	1	12	48	4.0	15	1	0	4	22	5.5	14	1	0	9	113	12.6	24	0	
Houston	5	42	227	5.4	57t	4	1	20	212	10.6	25	0	0	7	46	6.6	12	0	
Kansas City	2	21	128	6.1	12	2	0	7	46	6.6	12	0	0	3	20	199	10.0	26	1
Indianapolis	6	91	571	6.3	48t	5	3	20	199	10.0	26	1	0	0	0	0.0	0	0	
Miami	1	5	46	9.2	32	1	0	0	0	0.0	0	0	0	9	113	12.6	24	0	
Minnesota	1	3	4	1.3	3	0	0	0	0	0.0	0	0	0	6	41	6.8	11	0	
New England	1	19	131	6.9	74t	2	1	6	41	6.8	11	0	0	2	31	15.5	22	0	
New Orleans	1	5	28	5.6	12	0	0	2	31	15.5	22	0	0	2	16	8.0	9	0	
New York Giants	1	9	45	5.0	12	1	0	2	16	8.0	9	0	0	0	0	0.0	0	0	
New York Jets	1	13	59	4.5	9	2	0	0	0	0.0	0	0	0	0	0	0.0	0	0	
Oakland	1	10	44	4.4	14t	1	0	6	96	16.0	43	0	0	3	20	6.7	10	0	
Philadelphia	1	21	77	3.7	13	0	0	3	20	6.7	10	0	0	13	59	4.5	10	0	
Pittsburgh	3	19	80	4.2	20	0	0	3	59	4.5	10	0	0	1	4	4.0	4	0	
San Diego	1	12	33	2.8	15	1	0	1	4	4.0	4	0	0	2	14	7.0	15	0	
Tampa Bay	1	10	48	4.8	21	0	0	2	14	7.0	15	0	0	18	196	10.9	37	0	
Tennessee	6	81	366	4.5	40	4	1	18	196	10.9	37	0	0	3	53	17.7	51t	1	
Washington	1	3	3	1.0	2	0	0	0	0	0.0	0	0	0	3	53	17.7	51t	1	
TOTALS	47	530	2,533	4.8	74t	34	7	148	1,408	9.5	51t	4							



66 DEREK LANDRI DEFENSIVE TACKLE

6-2, 290 LBS.
NOTRE DAME
BORN SEPTEMBER 21, 1983
HUNTINGTON BEACH, CALIFORNIA
ACQ. 5TH ROUND OF 2007 DRAFT
EXP.: 3RD YEAR

GAMES PLAYED/STARTED: 2007 (13/0, 2/0), 2008 (15/0)

NFL TOTALS: 28 games, 0 starts

POSTSEASON TOTALS: 2 games, 0 starts

TRANSACTIONS: Originally drafted in the fifth round (166th overall) of the 2007 draft.

PRO: Tough, hard-nosed tackle who has played in 28 games in two seasons ... Career totals include two sacks and 37 tackles (24 solo) ... Picked up first sacks of his career in 2008 ... Earned a roster spot as a rookie after a strong preseason ... Shined in the 2007 postseason as he recorded a sack, interception and fumble recovery in AFC Wild Card Game at Pittsburgh ... High school teammate of Maurice Jones-Drew at De La Salle where the duo never lost a game ... Third player to be drafted by the Jaguars from Notre Dame, joining DT Renaldo Wynn (1997) and LB Anthony Denman (2001) ...

2008: Played in a career-high 15 games in defensive line rotation and also on special teams ... Finished with career-best 23 tackles (12 solo), two sacks, 15 QB pressures, three tackles for loss and one pass defended ... Was inactive (quadriceps) for season-opener on **9/7 at TEN** ... Recorded two QB pressures on **9/21 at IND** and three QB pressures on **10/5 vs. PIT** ... **10/12 at DEN:** Totaled two tackles and one QB pressure ... **10/26 vs. CLE:** Set season-high with four tackles, one for a loss and one QB pressure ... **11/9 at DET:** Posted first career regular season sack off Drew Stanton in the fourth quarter ... **11/16 vs. TEN:** Recorded a sack in his second consecutive game and finished with three solo tackles ... **12/18 vs. IND:** Totaled two tackles, one pass defended and two QB pressures ... **12/28 at BAL:** Tied season-high with four tackles and one for a loss ...

2007: Appeared in 13 games as a rookie and saw action on a least 30 plays in the last five regular season games ... Finished with 14 tackles and 14 QB pressures ... Tied for third on team with three tackles for loss ... Was inactive on **10/7**

at KC, 10/28 at TB and 11/4 at NO ... 12/2 at IND: Totaled three tackles (two solo) and returned a kickoff ... **1/5 at PIT:** Saw action in 51 plays in AFC Wild Card Game, the second-most among Jaguars defensive linemen (Rob Meier, 73). Finished with a sack, interception, fumble recovery and three QB pressures. Intercepted Ben Roethlisberger with 57 seconds remaining in the first half and recovered a fumble on the Steelers final offensive play of the game on a sack by Bobby McCray ... **1/12 at NE:** Had one assisted tackle in AFC Divisional Playoff Game.

COLLEGE: Played in 47 games with 38 starts at nose guard ... Finished with 34.5 tackles for loss and 10.5 sacks along with 161 tackles ... Started 37 consecutive games to finish his career ... Ranked ninth in school history for tackles for loss ... Set school single-season record with four blocked kicks as a senior and ranked fourth on the team with 65 tackles along with seven sacks and led team with 15.5 tackles for loss ... Became just the second player in NCAA history to block two extra point attempts in the same game as he accomplished the feat vs. North Carolina ... Started all 12 games as a junior at right tackle/nose guard and ranked second among linemen with 43 tackles ... Started all 12 games at nose guard as a sophomore and played in 10 games with one start as a redshirt freshman ... Sat out the 2002 season on medical hardship after suffering a shoulder injury in October ... Graduated with a degree in history and computer applications from Notre Dame's College of Arts and Letters.

PERSONAL: Resides in Huntington Beach, Calif. ... Attended De La Salle (Concord, Calif.) High ... Three-year start-

ADMIN

COACHES

STAFF

PLAYERS

HISTORY

RECORDS

MISC.



ADMIN

COACHES

STAFF

PLAYERS

HISTORY

RECORDS

MISC.

er on offensive and defensive line ... Recorded 130 tackles and 9.5 sacks as a DL as a senior ... Only third De La Salle player to ever receive California Player of the Years honors, joining D.J. Williams (1999) and Amani Toomer (1991) ... Named first-team USA Today and Parade All-America ... Rated as top lineman in the country by Parade ... First-team All-State selection ... Member of team that extended the school's overall winning streak to a national high school record 125 consecutive games ... Helped team to a 12-0 mark as a senior and consensus national championship ... Met with soldiers and their families preparing to deploy overseas in April of 2008 at a special ceremony at NAS Jax ... Attended the 2008 Draft Day Fan Fest and Jaguars Golf Tournament ... Served as honorary

chairman and played in the 2008 CFI Golf Classic to benefit Meals on Wheels ... Attended the Baptist Medical Center Beaches event at Ocean One in September of 2008 ... Participated in Laterra Links Celebrity Shootout at King and Bear in May of 2008 to benefit the St. Johns County Council on Aging ... Supported both financially and in person the Shop with a Jock event at Wal-Mart where 50 children from the Bridge of Northeast Florida and the Mali Vai Washington Kids Foundation were taken on a shopping spree in mid-December ... In 2008, he teamed up with Lift Up America and Tyson Foods to distribute food to more than 50 soup kitchens and pantries throughout the area including The Second Harvest Food Bank ... Full name: Derek Landri.

DEREK LANDRI'S REGULAR SEASON STATISTICS


TACKLES		GP/GS	TKL SOLO	ASST	ST	SACKS	FF	FR	PD	TFL	
2007	Jacksonville	13/0	14	12	2	0	0.0	0	0	0	3
2008	Jacksonville	15/0	23	12	11	0	2.0	0	0	1	3
NFL totals: 2 years		28/0	37	24	13	0	2.0	0	0	1	6

ADDITIONAL STATISTICS: 1 kickoff return for 0 yards at Indianapolis on 12/2/07.

DEREK LANDRI'S POSTSEASON STATISTICS

TACKLES		GP/GS	TKL SOLO	ASST	ST	SACKS	FF	FR	PD	TFL	
2007	Jacksonville	2/0	4	2	2	0	1.0	0	1	0	0

ADDITIONAL STATISTICS: 1 interception for 3 yards at Pittsburgh on 1/5/08.



95 JONATHAN LEWIS
DEFENSIVE TACKLE

6-0, 305 LBS.
VIRGINIA TECH
BORN JULY 12, 1984
RICHMOND, VIRGINIA
ACQ. VETERAN FREE AGENT 2008
EXP.: 3RD YEAR

GAMES PLAYED/STARTED: 2006 (4/0), 2007 (ps), 2008 (1R)

NFL TOTALS: 4 games, 0 starts

POSTSEASON TOTALS: 0 games, 0 starts

TRANSACTIONS: Originally drafted in the sixth-round (177th overall) by Arizona in 2006 ... Waived by the Cardinals on 8/31/07 ... Signed to Oakland's practice squad on 10/31/07 ... Signed by Seattle on 2/11/08 ... Waived by Seattle on 5/2/08 ... Signed by Detroit on 5/14/08 ... Waived by Detroit on 6/23/08 ... Signed by Jacksonville as a veteran free agent 8/14/08.

PRO: Signed by Jacksonville in the 2008 preseason and spent the entire regular season on injured reserve ... Adds veteran depth on the defensive line ... Has played in four career games after being drafted by Arizona in the sixth round of the 2006 NFL Draft ...

2008: Signed by the Jaguars on Aug. 14 and saw action in the final two pre-season games ... Was placed on injured reserve on Aug. 30 with a knee injury ... Also spent time with Seattle and Detroit ...

2007: Signed to Oakland Raiders prac-



tice squad on Oct. 31, where he spent the remainder of the season ... Spent the preseason with Arizona before being waived on Aug. 31 ...

2006: Appeared in four games as a rookie and finished with four tackles ... Inactive for first five games... Saw first NFL action on special teams on **10/16 vs. CHI** ... Collected first career tackle on **10/22 at OAK** ... Logged time as a reserve DT on **10/29 at GB**, recording two tackles ... Had one tackle on **12/3 at STL** ... Inactive for final four games ... Originally drafted in the sixth round.

COLLEGE: Appeared in 53 games, starting the last 42, and finished career with 203 tackles and 15.5 sacks ... Also was credited with 44 QB pressures, one INT and five passes defended ... All-ACC second-team choice while starting every game as a senior, recording 38 tackles (13 solos) with 4.5 sacks and 19 QB pressures in 13 games ... Started every game at right DT as a junior, recording 40 tackles with five sacks (tied for second on the team) and 11 stops for losses ... All-ACC

honorable mention ... Started every game at DT, finishing seventh on the team with a career-high 69 tackles as a sophomore ... Had four sacks for minus 14 yards, seven stops for losses and six QB pressures ... Caused two fumbles, deflected a pass and intercepted another for a nine-yard return ... Played in every game as a true freshman, starting the final three contests ... Recorded 56 tackles with two sacks for minus 12 yards ... Named Freshman All-America fourth-team by The Sporting News ... Majored in apparel, housing, resource management.

PERSONAL: Single ... Attended Varina High in his hometown of Richmond, Va. ... Was only player in school history to earn All-Metro, All-Region and All-State honors three years in a row ... Played in the prestigious U.S. Army All-American Bowl ... Registered over 300 career tackles and 46 sacks, leading the team to a 46-7 record and three regional championships during his varsity career ... Also played center on the basketball team ... Full name: Jonathan M. Lewis.

JONATHAN LEWIS' REGULAR SEASON STATISTICS

TACKLES	GP/GS	TKL	SOLO	ASST	ST	SACKS	FF	FR	PD	TFL
2006 Arizona	4/0	4	4	0	0	0.0	0	0	0	0

JAGUARS SPECIAL TEAMS SCORES

In 14 years, the Jaguars have scored 17 touchdowns on special teams in the regular season.

DATE	OPPONENT	PLAYER	SCORE
Dec. 3, 1995	at Denver	Jimmy Smith	blocked punt recovered in end zone
Dec. 3, 1995	at Denver	Jimmy Smith	89-yard kickoff return (after lateral from Desmond Howard)
Dec. 1, 1996	vs. Cincinnati	Mickey Washington	65-yard blocked field goal return
Sept. 22, 1997	vs. Pittsburgh	Chris Hudson	58-yard blocked field goal return
Dec. 7, 1997	vs. New England	Reggie Barlow	92-yard kickoff return
Dec. 27, 1997*	at Denver	Travis Davis	29-yard blocked punt return
Sept. 13, 1998	vs. Kansas City	Reggie Barlow	85-yard punt return
Nov. 1, 1998	at Baltimore	Alvis Whitted	24-yard blocked punt return
Sept. 12, 1999	vs. San Francisco	Jason Craft	23-yard fumble return
Nov. 21, 1999	vs. New Orleans	Reggie Barlow	74-yard punt return
Dec. 26, 1999	at Tennessee	Alvis Whitted	98-yard kickoff return
Nov. 18, 2001	at Pittsburgh	Elvis Joseph	95-yard kickoff return
Oct. 6, 2002	vs. Philadelphia	Bobby Shaw	69-yard punt return
Nov. 27, 2005	at Arizona	Derrick Wimbush	91-yard kickoff return
Dec. 10, 2006	vs. Indianapolis	Maurice Jones-Drew	93-yard kickoff return
Nov. 4, 2007	at New Orleans	Maurice Jones-Drew	100-yard kickoff return
Sept. 28, 2008	vs. Houston	Montell Owens	41-yard run
Nov. 2, 2008	at Cincinnati	Montell Owens	18-yard fumble return

* Playoff game

ADMIN

COACHES

STAFF

PLAYERS

HISTORY

RECORDS

MISC.



ADMIN

COACHES

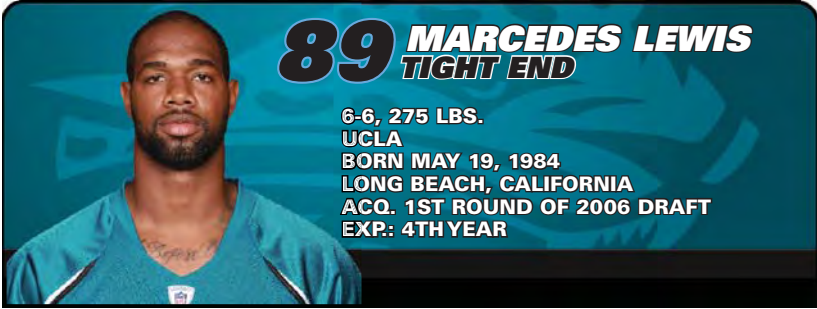
STAFF

PLAYERS

HISTORY

RECORDS

MISC.



89 MARCEDES LEWIS

TIGHT END

6-6, 275 LBS.
UCLA
BORN MAY 19, 1984
LONG BEACH, CALIFORNIA
ACQ. 1ST ROUND OF 2006 DRAFT
EXP: 4TH YEAR

GAMES PLAYED/STARTED: 2006 (15/3), 2007 (16/16, 2/2), 2008 (16/15)

NFL TOTALS: 47 games, 34 starts

POSTSEASON TOTALS: 2 games, 2 starts

TRANSACTIONS: Originally drafted in the first round (28th overall) of the 2006 draft.

PRO: Fourth-year tight end produced career-high numbers in 2008 with 41 receptions for 489 yards and two TDs... Has played in 47 games with 34 starts in three seasons, missing only one game ... Improved blocker who plays major role in club's running game and is major threat in the passing game ... Career totals include 91 receptions for 1,006 yards (11.1 avg.) and five TDs... Hampered by injuries as a rookie but was only player in 2007 to start all 16 games ... Named to Player Leadership Council in 2008 ... Highest drafted TE in Jaguars history ... Winner of 2005 Mackey Award, given to nation's top collegiate TE ... Second TE taken in 2006 draft behind Maryland's Vernon Davis (6th overall) ... Was teammate with Jaguars RB/KR Maurice Jones-Drew at UCLA ... Former basketball player who was heavily recruited in college ...

2008: Played in all 16 games for the second consecutive season and made 15 starts ... Finished with a career-high 41 receptions for 489 yards and two TDs ... Became first Jaguars TE since Kyle Brady (43, 2002) to have 40-plus receptions in a season and had the most receiving yards by a tight end since 2000 (Brady, 729) ... Had four-plus receptions in five games and finished with a reception of 19-plus yards in eight of the last 12 games ... Selected to USA Today All-Joe Team, which goes to players and coaches who have overachieved and are often overlooked ... **9/7 at TEN:** Made three receptions for 29 yards ... **9/21 at IND:** Had two receptions for 21 yards ... **10/5 vs. PIT:** Scored first TD of the season on a 24-yard pass from David Garrard in the fourth quarter ... **10/12 at DEN:** Registered second straight game with a

TD with 30-yard reception for the game-winning score. Finished with three receptions for 64 yards ... Recorded four receptions for 64 yards on **11/9 at DET** ... Posted four receptions for 41 yards on **11/23 vs. MIN** ... Had four receptions for 43 yards on **12/7 at CHI** ... Made season-high six receptions for 55 yards on **12/18 vs. IND** ...

2007: Started a career-high 16 games and both playoff games ... Finished with then career-high 37 receptions for 391 yards and two TDs ... Only player to start all 16 games ... Helped pave the way for the Jaguars to rank second in the NFL with 2,391 rushing yards (149.4 avg.), the second-most in team history ... **9/9 vs. TEN:** Tied for team-lead with four receptions for 35 yards ... **9/23 at DEN:** Led team with three receptions for 44 yards ... **11/4 at NO:** Had four receptions for 46 yards ... **11/18 vs. SD:** Scored first TD of the season on pass from David Garrard ... **11/25 vs. BUF:** Recorded career-high five receptions for 57 yards ... **12/2 at IND:** Tied career-high with five receptions including a two-yard TD pass ... **1/5 at PIT:** Started at TE in AFC Wild Card Game and totaled two receptions for 16 yards in first career postseason game ... **1/12 at NE:** Led team with 74 receiving yards on four receptions in AFC Divisional Game ...

2006: Played in 15 games with three starts ... Totaled 13 receptions for 126 yards and one TD ... Missed final three preseason games after suffering ankle injury in preseason opener **8/12 at MIA** and was inactive for season-opener on **9/10 vs. DAL** ... **10/1 at WAS:** Registered career-long 31-yard yard catch ... **10/8 vs. NYJ:** Made first career



start ... **11/5 vs. TEN:** Had two receptions for 11 yards ... **11/26 at BUF:** Scored first career TD on one-yard pass from David Garrard ... **12/17 at TEN:** Made three catches for 27 yards.

COLLEGE: Winner of 2005 Mackey Award, given to nation's top TE ... Started 32 of 49 games in four seasons ... Set school record for TEs with career totals of 126 receptions for 1,571 yards and 21 TDs ... Unanimous All-America and All-Pac 10 selection as a senior, finishing with 59 receptions for 741 yards and 10 TDs ... Second among Division I-A TEs with 4.8 receptions per game as a senior ... Started 10 of 12 games as a junior and recorded team-high seven receiving TDs .. Started eight of 13 games as a sophomore and ranked second on team with 30 receptions for 377 yards and three TDs

... Appeared in all 12 games with two starts as a true freshman ... Majored in history.

PERSONAL: Single ... Resides in Long Beach, Calif. ... Attended Poly (Long Beach, Calif.) High ... Was heavily recruited in basketball after lettering for three years ... Played QB as a freshman before moving to TE for final three seasons ... Named Parade All-America, Super Prep Elite 50 and Super Prep All-America as senior ... Had 44 receptions for 710 yards and seven sacks as a DE as a senior ... Supports the charitable efforts of his teammates ... Supports the Jacksonville Jaguars Foundation Playbooks reading initiative ... Is a frequent visitor to the Jacksonville Humane Society ... Full name: Mercedes Alexis Lewis.

MARCEDES LEWIS' REGULAR SEASON STATISTICS

RECEIVING	GP/GS	NO	YDS	AVG	LG	TD
2006 Jacksonville	15/3	13	126	9.7	31	1
2007 Jacksonville	16/16	37	391	10.6	25	2
2008 Jacksonville	16/15	41	489	11.9	30t	2
NFL totals: 3 years	47/34	91	1,006	11.1	31	5

MARCEDES LEWIS' POSTSEASON STATISTICS

RECEIVING	GP/GS	NO	YDS	AVG	LG	TD
2007 Jacksonville	2/2	6	90	15.0	34	0

RECORDS OF AFC TEAMS, 1999-2008

TEAM	W	L	T	PCT.	DIVISION	PLAYOFF	POSTSEASON	SUPER BOWL
					TITLES	BERTHS	RECORD	RECORD
Indianapolis	114	46	0	.713	6	9	7-8	1-0
New England	110	50	0	.688	6	6	14-3	3-1
Pittsburgh	100	59	1	.628	5	6	10-4	2-0
Tennessee	96	64	0	.600	3	6	5-6	0-1
Baltimore	91	69	0	.569	2	5	7-4	1-0
Denver	91	69	0	.569	1	4	1-4	0-0
Jacksonville	83	77	0	.519	1	3	2-3	0-0
Miami	81	79	0	.506	2	4	2-4	0-0
San Diego	80	80	0	.500	4	4	3-4	0-0
N.Y. Jets	79	81	0	.494	1	4	2-4	0-0
Kansas City	75	85	0	.459	1	2	0-2	0-0
Buffalo	71	89	0	.444	0	1	0-1	0-0
Oakland	65	95	0	.406	3	3	4-3	0-1
Cincinnati	62	97	1	.391	1	1	0-1	0-0
Houston	40	72	0	.357	0	0	0-0	0-0
Cleveland	54	106	0	.338	0	1	0-1	0-0

Houston entered NFL in 2002

ADMIN

COACHES

STAFF

PLAYERS

HISTORY

RECORDS

MISC.



Jaguars football 24 hours a day.

jaguars.com



ADMIN

COACHES

STAFF

PLAYERS

HISTORY

RECORDS

MISC.



67 VINCE MANUWAI

GUARD

6-2, 333 LBS.
HAWAII
BORN JULY 12, 1980
HONOLULU, HAWAII
ACQ. 3RD ROUND OF 2003 DRAFT
EXP: 7TH YEAR

GAMES PLAYED/STARTED: 2003 (15/14), 2004 (16/16), 2005 (16/16), 2006 (16/16), 2007 (15/15, 2/2), 2008 (1/1)

NFL TOTALS: 79 games, 78 starts

POSTSEASON TOTALS: 3 games, 3 starts

TRANSACTIONS: Originally drafted in the third round (72nd overall) of the 2003 draft.

PRO: Veteran guard who has started 78 of 79 games in six seasons including 68 consecutive starts ... Missed multiple games in a season for the first time in 2008 after suffering a torn ACL in the season-opener ... Had missed only two career games prior to 2008... Jaguars ranked fourth in the NFL in rushing from 2003-08 with a 131.1 average ... Played major role on offensive line that helped Jaguars rush for the two highest single-season totals in franchise history in 2006 and 2007 including a single-season franchise record 2,541 rushing yards in 2006 ... Considered one of the steals of the 2003 draft ... Third-round pick was the second guard drafted after Eric Steinbach (second round, Bengals) ... First player drafted by the Jaguars out of Hawaii ... Second-highest drafted guard ever by Jaguars (Brad Meester, 60th in 2000) ...

2008: Started at LG in season-opener on **9/7 at TEN** but suffered a torn ACL in the second quarter. Was placed on injured reserve on Sept. 9 ...

2007: Started 15 games at LG and did not miss a snap ... Dressed but was rested in regular season finale on **12/31 at HOU**, ending his then longest active streak of 68 consecutive starts ... Named to USA Today All-Joe Team which honors coaches and players who have over-achieved and are often overlooked ... Part of offensive line that allowed only 31 sacks, the third-fewest in team history ... Jaguars ranked second in the NFL with 2,391 rushing yards (149.4 avg.), the second-most in team history ... **10/14 vs. HOU:** Helped offense rush for 244 yards on only 26 carries (9.4 avg.), the highest single-game average in franchise history ... Member of offensive line that

did not allow a sack in back-to-back games for the first time in franchise history on **12/9 vs. CAR** and **12/16 at PIT** ... Protected QB David Garrard who set single-season franchise record for passer rating (102.2) and highest completion percentage (64.0) ... Helped Fred Taylor earn the first Pro Bowl trip of his career ... Started AFC Wild Card Game on **1/5 at PIT** and AFC Divisional Playoff Game on **1/12 at NE** ...

2006: Started all 16 games at LG ... Did not miss a snap in 14 games ... Jaguars set a single-season franchise record for rushing yards with 2,541, averaging 158.8 yards per game, and allowed only 30 sacks ... **12/10 vs. IND:** Part of offensive line that led Jaguars to a franchise-record 375 rushing yards ...

2005: Started every game at LG for the second consecutive year ... One of only two offensive linemen who started every game, along with RT Maurice Williams ... **11/20 at TEN:** Caught first career pass for minus-one yard on a deflection ... **1/7 at NE:** Made first career playoff start in AFC Wild Card Game ...

2004: Started every game at LG ... One of four offensive linemen who started every game, along with RT Maurice Williams, RG Chris Naeole and C Brad Meester ... **10/17 vs. KC:** Started first half but left after suffering a knee sprain ... **11/28 at MIN:** Missed two series at Minnesota with an ankle sprain ...

2003: Only sixth Jaguars rookie to start season-opener on offense ... Started 14 of 15 games played ... Allowed only five sacks and had just three penalties called against him ... Part of offensive line that



ADMIN

COACHES

STAFF

PLAYERS

HISTORY

RECORDS

MISC.

surrendered a franchise-low 28 sacks and paved the way for running back Fred Taylor to rush for a franchise-record 1,572 yards ... Became only sixth Jaguars rookie to start on opening day. Rotated in lineup with Jamar Nesbit ... Missed game for the first time **11/16 at TEN.**

COLLEGE: Three-year starter who could play any position on the line ... Did not allow a QB sack in last 35 games as a starter ... All-America first-team choice by College Football News as a senior ... Majored in sociology.

PERSONAL: Married (Jaime) with daughters Kawaiipilama (8) and Keauhoukava (3) and sons Kalamaikapo (12), Lototoa (6) and Taimua (4) ... Lives in Jacksonville ... Attended Farrington

High in Honolulu ... Earned three letters in both football and track and two letters in basketball and one in paddling ... All-State pick in football ... First-team All-League in discus ... Supports and attends team sponsored events including Draft Day Fan Fest, Jaguars Readers party, annual Pep Rally, Food Drive and Operation Blessing ... Actively supports the charitable efforts of his teammates ... Supports Jacksonville Jaguars Foundation Playbooks reading initiative ... Enjoys interacting with kids and visiting local community agencies ... Supports and attends annual youth football camp in Honolulu ... Regular visitor to Children's Home Society of Florida and hosted a Bar-B-Que for the group in May 2009 ... Full name: Vincent Keoni Manuwai ... Last name pronounced: MAH-new-why.



27 RASHEAN MATHIS
CORNERBACK

6-1, 193 LBS.
BETHUNE-COOKMAN
BORN AUGUST 27, 1980
JACKSONVILLE, FLORIDA
ACO. 2ND ROUND OF 2003 DRAFT
EXP: 7TH YEAR

GAMES PLAYED/STARTED: 2003 (16/16), 2004 (16/16), 2005 (16/16, 1/1), 2006 (16/16), 2007 (14/14, 2/2), 2008 (12/12)

NFL TOTALS: 90 games, 90 starts

POSTSEASON TOTALS: 3 games, 3 starts

TRANSACTIONS: Originally drafted in the second round (39th overall) of the 2003 draft.

PRO: Regarded as one of the NFL's top cornerbacks ... Owns franchise records with 25 career INTs, three INT returns for touchdowns, 441 INT return yards and 28 takeaways ... Ranked fourth in the NFL from 2004-08 with 23 INTs ... Has started 90 games since being selected in the second round of the 2003 draft and has led the Jaguars in INTs in four of the last five seasons ... Career totals include 403 tackles (306 solo), 77 passes defended, three forced fumbles, two fumble recoveries and one sack ... Added one kickoff return and six punt returns ... Recorded two INT returns for TDs in 2008, tied for the second-most in the NFL and tied Aaron Beasley (1999) for the single-season franchise record ... Became first Jaguars CB to be voted to the Pro Bowl as he was named a starter in 2006 and was named a first alternate in 2007 ... Started 74 consecutive games to start his career before missing two games in 2007

with a groin injury ... Recorded three of the four longest INT returns in franchise history including a 72-yard return for a score against Pittsburgh on Oct. 5, 2008, the second-longest in team history ... Owns two of the three top marks for INT return yards in a season including the second-most of 151 in 2008 ... Has recorded four two-INT games ... Had two INTs on back-to-back possessions including one for a TD in postseason win at Pittsburgh, the Jaguars' first postseason win since 1999 ... Part of defense that set the franchise record for INTs in 2006 and 2007 with 20 ... Tied for third in the NFL with a team-record eight INTs in 2006 ... Has more INTs against Tennessee than any other team with six ... Became only fifth Jaguar to make 16 starts as a rookie, starting six games at free safety and 10 at CB ... Joined OT Brian DeMarco (1995), CB Fernando Bryant (1999), G Brad Meester (2000) and OT Maurice Williams



(2001) as the only Jaguars rookies who started 16 games ... Native of Jacksonville and first player chosen by Jaguars out of Bethune-Cookman ... Fourth-highest defensive back ever chosen by Jaguars behind Donovan Darius (No. 25 in 1999), Fernando Bryant (No. 26 in 1999), and Reggie Nelson (No. 21 in 2007) ... Was one of college football's best ever at intercepting the football (14 in 2002, 31 total) ... Native of Jacksonville played football at Englewood High School ...

2008: Started first 12 games at LCB before suffering a season-ending knee injury on Dec. 1 at Houston ... Served as team captain ... Tied for team-lead with four INTs for a team-high 151 return yards and returned two for TDs ... The two returns for TDs tied for first in the AFC and second in the NFL, and the 151 return yards ranked fifth in the NFL ... Finished with 33 solo tackles, one sack, one forced fumble, one fumble recovery and five passes defended ... Had five solo tackles on **9/14 vs. BUF ... 9/21 at IND:** Recorded first INT of the season off Peyton Manning and returned it 61 yards for a TD, the third-longest INT return in franchise history, in 23-21 win ... **9/28 vs. HOU:** Left game in the second quarter with a bruised shin and did not return ... **10/5 vs. PIT:** Picked off Ben Roethlisberger and returned it 72 yards for a TD, setting a franchise record with his third career INT return for a score. The 72-yard return was the second-longest in team history ... **10/12 at DEN:** Recovered a fumble off Jay Cutler in the second quarter ... **10/26 vs. CLE:** Had a fourth quarter INT negated because of a defensive penalty ... **11/9 at DET:** Made third INT of the season off Daunte Culpepper on the opening drive and returned it 14 yards ... **11/23 vs. MIN:** Had five solo tackles including his first career sack ... **12/1 at HOU:** Stepped in front of a Sage Rosenfels pass in the first half for his first career INT against the Texans. Suffered a sprained knee just before halftime and did not return ... Was placed on injured reserve for first time in career on Dec. 5 ...

2007: Started all 14 games played and both postseason games ... Finished with 67 tackles (47 solo), one INT, seven passes defended, one fumble recovery and two tackles for loss ... Named first alternate for Pro Bowl ... Did not miss a snap in 10 of 14 games ... **9/9 vs. TEN:** Registered six tackles and only INT of the season as he picked off Vince Young and returned it 23 yards ... **9/23 at DEN:** Had three solo tackles and recovered one fumble ... **10/28 at TB:** Made five solo

tackles and led team with three passes defended. Broke up pass attempt on fourth down to end the game and tipped a ball earlier in the game that was intercepted by Reggie Nelson ... **11/18 vs. SD:** Left game with a groin injury and did not play in the second half ... **11/25 vs. BUF:** Was inactive with groin injury, ending a streak of 74 consecutive starts. Marked first time he missed a game ... **12/2 at IND:** Returned to lineup and made two tackles ... **12/30 at HOU:** Was healthy deactivation in regular season finale ... **1/5 at PIT:** Started at LCB in AFC Wild Card Game and tied a team-record with two INTs. Returned first INT of Ben Roethlisberger a team-record 63 yards for a TD. Intercepted his second pass on the ensuing possession. Totaled four tackles (three solo) and one pass defended. Joined Aaron Beasley (1/15/00) as the only Jaguars to have two INTs in a postseason game ... **1/12 at NE:** Started at LCB and recorded six solo tackles in AFC Divisional Playoff Game ...

2006: Started all 16 games at LCB for the third straight season, his fourth straight with 16 starts overall ... Voted as starter for Pro Bowl and was named to Associated Press All-Pro team ... Recorded 71 tackles (54 solo) and team-record eight INTs for 146 INT return yards ... The eight INTs surpassed the previous single-season record of six set by Aaron Beasley (1999) and Marlon McCree (2002) ... The 146 INT return yards ranked second in team history ... Helped club set a franchise record with 20 INTs, one year after tying the franchise record of 19 ... **9/10 vs. DAL:** Had eight tackles and one INT in the season-opener ... **9/18 vs. PIT:** Put together one of the best games of his career with two fourth quarter INTs. Named AFC Defensive Player of the Week for his performance ... **10/1 at WAS:** Had one INT along with five tackles ... **11/5 vs. TEN:** Posted second multi-INT game of the season as he intercepted Tennessee QB Vince Young twice. Returned second INT 55 yards to the Titans' one-yard line ... **12/3 at MIA:** Collected his team-record seventh INT along with seven tackles and three passes defended, including a deflection in the end zone that was intercepted by Gerald Sensabaugh ... **12/31 at KC:** Concluded season with five tackles and one INT ...

2005: Started all 16 games for the third consecutive season and 48 consecutive games to begin his career ... Team leader with five INTs and 13 passes defended ... Recorded 70 tackles (46 solo), four special teams tackles and blocked a field

ADMIN

COACHES

STAFF

PLAYERS

HISTORY

RECORDS

MISC.



ADMIN

COACHES

STAFF

PLAYERS

HISTORY

RECORDS

MISC.

goal ... Added one punt return ... **9/11 vs. SEA:** Recovered a fumble on the opening kickoff in season-opener ... **9/25 at NYJ:** Collected first INT of the season off Chad Pennington in overtime to help Jaguars to 26-20 win ... **10/2 vs. DEN:** Blocked a Jason Elam field goal and added seven tackles (two solo) ... **10/16 at PIT:** Partially blocked a Chris Gardocki punt to help set up a field goal and returned a Tommy Maddox pass 41 yards for the game-winning TD in overtime ... **10/30 at STL:** Recorded second career two-INT game as he picked off Jamie Martin twice ... **12/4 at CLE:** Led secondary with 11 tackles (six solo) before suffering a broken finger in the fourth quarter ... **1/1 vs. TEN:** Notched fifth INT of the season in regular season finale off Matt Mauck ... **1/7 at NE:** Started AFC Wild Card Game and tallied six tackles (three solo) and one pass defended ...

2004: Started all 16 games for the second consecutive season ... Shared team lead with five INTs and 22 passes defended ... Recorded 71 tackles (54 solo), one forced fumble and returned one punt for eight yards ... Settled into the LCB spot after switching from safety in rookie season ... Missed only two snaps all season ... Had one punt return for eight yards ... **9/26 at TEN:** Received defensive game ball for best performance of the season, finishing with six solo tackles, one tackle for loss, one INT, one pass defended, one forced fumble and a QB pressure ... **11/14 vs. DET:** Received second defensive game ball, recording three solo tackles, six passes defended and one INT ... **12/19 at GB:** Had career day at Lambeau Field. Tallied six tackles, five passes defended and a career-high two INTs off Brett Favre ... **1/2 at OAK:** Finished season with six

tackles, four passes defended and an INT off Kerry Collins ...

2003: Started all 16 games as a rookie with first six at free safety and last 10 at RCB ... Second-round draft choice finished fifth on team with 91 tackles (72 solo) ... Added two INTs and one fumble recovery ... **9/7 at CAR:** Started at FS in first NFL game, seeing action on all 61 plays. Became only the sixth Jaguars defensive rookie to start on opening day. Made two solo tackles, one INT (of Jake Delhomme) and one pass defended. Added one punt return for one yard and one fair catch ... **10/12 vs. MIA:** Started at FS, but played final third of game at RCB in place of injured Jason Craft ... **10/26 vs. TEN:** Made first NFL start at RCB in place of injured Jason Craft and played on all 65 plays ... **11/16 at TEN:** Recorded an interception off Steve McNair ...

COLLEGE: Three-time Division I-AA All-American who intercepted 31 passes in four seasons ... Played both CB and FS, in addition to excelling as a punt returner and a sprinter on track team ... Three-time All-Conference ... First defensive back to win the Buck Buchanan Award (Division I-AA's top defensive player), after shattering I-AA season records for INTs and INT return yards as a senior ... Finished career with 200 tackles (144 solo), 41 pass deflections, three fumble recoveries and three forced fumbles ... Started 43 of 45 games played ... 31 INTs topped I-AA career-record of 28 by Dave Murphy of Holy Cross (1986-89) and 667 interception return yards broke all-time record of 488 yards by William & Mary's Darren Sharper (1993-96) ... Unanimous All-America and All-Mid-Eastern Athletic Conference first-team pick as a senior. MEAC Player of the Year, team MVP and

JAGUARS DEFENSIVE SCORES

In 14 seasons, the Jaguars have scored 18 regular season touchdowns on defense and three in the playoffs. Here are the 10 scored under Jack Del Rio:

DATE	OPPONENT	PLAYER	SCORE
Nov. 2, 2003	at Baltimore	Akin Ayodele	15-yard fumble return
Oct. 16, 2005	at Pittsburgh	Rashean Mathis	41-yard interception return
Nov. 13, 2005	vs. Baltimore	Mike Peterson	26-yard interception return
Nov. 5, 2006	vs. Tennessee	Scott Starks	55-yard interception return
Oct. 28, 2007	at Tampa Bay	Aaron Glenn	28-yard interception return
Dec. 9, 2007	vs. Carolina	Clint Ingram	39-yard interception return
Oct. 14, 2007	vs. Houston	Daryl Smith	77-yard fumble return
Jan. 5, 2008	at Pittsburgh	Rashean Mathis	63-yard interception return
Sept. 21, 2008	at Indianapolis	Rashean Mathis	61-yard interception return
Oct. 5, 2008	vs. Pittsburgh	Rashean Mathis	72-yard interception return



captain. ... Started every game at FS, setting NCAA season records with 14 INTs for 455 yards and three TDs, breaking marks of 12 pass thefts by Dean Cain of Princeton (1987) and 280 yards by Murray State's William Hampton (1995) ... All-America third-team selection by Football Gazette and All-MEAC first team as a junior ... Played FS, making 44 tackles (29 solo) ... Made four INTs for 65 yards and seven pass deflections, and recovered and forced a fumble ... Second-team All-America choice as a sophomore and All-MEAC first-team selection in first season at free safety ... Led Division I-AA with 11 INTs for 157 yards ... Majored in physical education.

PERSONAL: Lives in Jacksonville ... Attended Englewood High in Jacksonville ... Second-team All-State, first-team All-Conference and All-City selection ... Avid golfer ... Served as spokesperson for the RealSense Prosperity campaign from 2007-08, a program that encourages people to take advantage of free tax preparation offered by volunteers ... Played in the 2008 Heritage Golf Classic at the Jacksonville Beach Golf Club to benefit the Rhoda L. Martin Cultural Heritage Center ... Participated in the 2008 Jacksonville Association of Firefighters charity softball tournament at

Jacksonville University ... Attended the 21st-annual KUUMBA African-American Cultural Arts & Music Festival held at Brentwood Park ... Attended a school assembly at Long Branch Elementary in 2008 where he spoke to the students about the importance of getting an education ... Partnered with Home Depot and KaBoom! on a project to refurbish and build a new playground at a local YMCA ... Serves on the Jacksonville Parks, Recreation, Entertainment and Conservation Advisory Board ... Participated in Laterra Links Celebrity Shootout at King and Bear in May of 2008 to benefit the St. Johns County Council on Aging ... Supports and attends team sponsored events including annual Jaguars golf tournament, Draft Day Fan Fest and the Jacksonville Jaguars Foundation Playbooks reading initiative ... Served as a contestant on Wheel of Fortune NFL Week ... Hosted a local television show in Jacksonville in 2007 ... Brother, Jerry Williams, played for Jacksonville Jam of the American Basketball Association in 2006-08 ... Served as co-host with teammate Scott Starks for the 2009 Stars and Strikes Celebrity Charity Bowl to benefit the Clara White Mission ... Full name Rashean Jamil Mathis.

RASHEAN MATHIS' REGULAR SEASON STATISTICS

TACKLES	GP/GS	TKL	SOLO	ASST	ST	SACKS	FF	FR	PD	TFL
2003 Jacksonville	16/16	91	72	19	3	0.0	0	1	15	7
2004 Jacksonville	16/16	71	54	17	1	0.0	1	0	22	1
2005 Jacksonville	16/16	70	46	24	4	0.0	0	0	13	0
2006 Jacksonville	16/16	71	54	17	2	0.0	0	0	15	2
2007 Jacksonville	14/14	67	47	20	0	0.0	0	1	7	2
2008 Jacksonville	12/12	33	33	0	0	1.0	1	1	5	0
NFL totals: 6 years	90/90	403	306	97	10	1.0	2	3	77	12

INTERCEPTIONS	GP/GS	NO	YDS	AVG	LG	TD
2003 Jacksonville	16/16	2	0	0.0	0	0
2004 Jacksonville	16/16	#5	42	8.4	21	0
2005 Jacksonville	16/16	*5	79	15.8	41t	1
2006 Jacksonville	16/16	@8	146	18.3	55	0
2007 Jacksonville	14/14	1	23	23.0	23	0
2008 Jacksonville	12/12	#4	*151	37.8	72t	*2
NFL totals: 6 years	90/90	@25	441	17.6	72t	@3

PUNT RETURNS	GP/GS	NO	FC	YDS	AVG	LG	TD
2003 Jacksonville	16/16	2	3	7	3.5	6	0
2004 Jacksonville	16/16	1	0	8	8.0	8	0
2005 Jacksonville	16/16	1	0	-1	-1.0	-1	0
2006 Jacksonville	16/16	2	1	9	4.5	9	0
NFL totals: 6 years	90/90	6	4	23	3.8	9	0

ADDITIONAL STATISTICS: 1 kickoff return for 7 yards in 2003; Fumble recovery on kickoff 9/11/05 vs. Seattle; Blocked FGA 10/2/05 vs. Denver; Deflected punt on 10/16/05 at Pittsburgh; Recovered muffed kickoff 12/11/05 vs. Indianapolis.

* Team leader # Shared team lead @ Team record

ADMIN

COACHES

STAFF

PLAYERS

HISTORY

RECORDS

MISC.



RASHEAN MATHIS' POSTSEASON STATISTICS

TACKLES	GP/GS	TKL	SOLO	ASST	ST	SACKS	FF	FR	PD	TFL
2005 Jacksonville	1/1	6	3	3	1	0.0	0	0	1	0
2007 Jacksonville	2/2	10	9	1	0	0.0	0	0	1	0
NFL totals: 6 years	3/3	16	12	4	1	0.0	0	0	2	0

INTERCEPTIONS	GP/GS	NO	YDS	AVG	LG	TD
2007 Jacksonville	2/2	2	64	32.0	63t	1



20 MARLON McCREE
SAFETY

5-11, 204 LBS.
KENTUCKY
BORN MARCH 17, 1977
ORLANDO, FLORIDA
ACQ. VETERAN FREE AGENT 2009
EXP.: 9TH YEAR

GAMES PLAYED/STARTED: 2001 (13/11), 2002 (16/16), 2003 (15/11), 2004 (16/1), 2005 (16/15, 3/3), 2006 (14/14, 1/1), 2007 (16/16, 3/3), 2008 (8/7)

NFL TOTALS: 114 games, 91 starts

POSTSEASON TOTALS: 7 games, 7 starts

TRANSACTIONS: Originally drafted by Jacksonville in the seventh round (233rd overall) of the 2001 draft ... Waived on 9/16/03 ... Claimed off waivers by Houston on 9/17/03 ... Signed by Carolina as unrestricted free agent on 3/10/05 ... Signed by San Diego as an unrestricted free agent on 3/13/06 ... Released on 2/28/08 ... Signed by Denver as a veteran free agent on 3/8/08 ... Signed by Jacksonville as a veteran free agent on 6/4/09.

PRO: Veteran safety is entering his ninth NFL season ... Has spent time with Jacksonville, Houston, Carolina, San Diego and Denver ... Originally a seventh-round pick by the Jaguars in 2001 ... Career totals include 478 tackles, 16 INTs, three sacks, 40 passes defended, three forced fumbles and five fumble recoveries ... Has at least one INT in seven of eight seasons including a career-high six in 2002 as a member of the Jaguars ... Has started seven post-season games and recorded three INTs.

2008: Played in eight games with seven starts at free safety for Denver ... Was inactive for the final eight games ... Finished with 36 tackles (28 solo) and two passes defended ...

2007: Started all 16 games for the second time of his career and finished with 75 tackles, three INTs, six passes defended, one forced fumble and one fumble recovery ... Added two special teams tackles ... Played in all three post-season games and finished with nine tackles and one fumble recovery ... Intercepted a pass in the season-opener on 9/9 vs. CHI ... Recorded 10 tackles on 9/16 at NE ... Accounted for two turnovers on 10/7 at DEN with one INT and

one forced fumble ... Recovered a fumble to set up the game-tying score in an AFC Divisional Playoff Game on 1/22 at IND ...

2006: Appeared in 14 games and totaled 59 tackles, one sack, one INT, five passes defended and one forced fumble ... Secured win on 10/8 vs. PIT with an INT in the fourth quarter ... Returned a fumble 79 yards for a TD on 10/29 vs. STL ... Posted eight tackles on 11/12 at CIN ... Missed two games with a calf injury before returning to the starting lineup on 12/10 vs. DEN ... Had four tackles and one INT in an AFC Divisional Playoff Game on 1/14 vs. NE ...

2005: Played in all 16 games with 15 starts ... Ranked second on the club with career-high 95 tackles (69 solo) along with three INTs, eight passes defended and one fumble recovery ... Started all three post-season games and recorded 16 tackles, two INTs and three passes defended ... Had double-digit tackles in two games including 11 stops and two INTs on 10/9 at ARI ... Recorded third INT of the season on 12/4 vs. ATL ... Registered two INTs in NFC Wild Card Game on 1/8 at NYG ... Had six tackles on 1/22 at SEA in the NFC Championship

ADMIN

COACHES

STAFF

PLAYERS

HISTORY

RECORDS

MISC.



Game ...

2004: Played in all 16 games with one start for Houston ... Totaled 29 tackles, one INT, one pass defended and seven special teams tackles ... Finished with a career-high 12 tackles (11 solo) on **11/21 vs. GB** ... Had only INT of the season on **11/28 vs. TEN** ... Made lone start of the season on **12/12 vs. IND** ...

2003: Appeared in 15 games with 11 starts, seeing action in two games for Jacksonville and 11 with Houston (11 starts) ... Was claimed off waivers by the Texans on Sept. 17 ... Finished with 61 tackles (31 solo), one INT and four passes defended ... All but two of his tackles were recorded with Houston ... Scored his first career TD when he returned an INT a team-record 95 yards off Steve McNair on **12/21 vs. TEN** ...

2002: Started all 16 games and totaled 66 tackles along with a career-high six INTs ... The six INTs set a Jaguars franchise record ... Recorded his first multi-INT game of his career on **9/15 at KC**, finishing with two INTs of Trent Green ... Had INTs in consecutive games on **11/10 vs. WASH** and **11/17 at HOU** and again later in the year on **12/1 vs. PIT** and **12/8 vs. CLE**, giving him four INTs in a five-game stretch ...

2001: Played in 13 games as a rookie with 11 starts, totaling 57 tackles, one sack, one INT, three passes defended, two forced fumbles and two fumble recoveries ... Posted 11 tackles on **10/7 at SEA** ... Recorded his first career INT on **12/16 at MIN** and first career sack on **1/6 at CHI** ...

COLLEGE: Three-year starter, playing in 44 games with 33 starts ... Career totals included 219 tackles and 14.5 sacks ... Led team with a career-high 85 tackles along with 5.5 sacks as a team captain ... Ranked second on the team as a junior with 68 tackles including two sacks ... Had a career-high seven sacks as a sophomore ... Played in 11 games as a red-shirt freshman ... Earned bachelor's degree in finance.

PERSONAL: Single ... Attended Atlantic High (Port Orange, Fla.) ... Also lettered in track and basketball ... Youngest of eight children – has four older brothers and three older sisters ... Started the non-profit foundation “Help a Child – Save a Dream,” in his hometown of Orlando, Fla., in 2005 ... One of the foundation's basic principles is to help underprivileged children obtain necessary school supplies, including books and computers ... Received the key to Orlando from its mayor for his work in the community ... Hosts the Marlon McCree Celebrity Weekend in Orlando to raise money and awareness for the foundation with a free football camp for kids ages 10-17, a John Madden video game tournament featuring kids and NFL players, and a golf tournament at the Bay Hill Country Club ... Teamed up with the Give Back to Impact Foundation on “Thanksgiving with Marlon” when he distributed 120 Thanksgiving dinners to needy families and children that were part of the Neighborhood House Association Head Start Program in 2007 in San Diego ... Full name: Marlon McCree.

MARLON MCCREE'S REGULAR SEASON STATISTICS

YEAR	TEAM	GP/GS	TKL	SOLO	ASST	ST	SACKS	FF	FR	INT	PD
2001	Jacksonville	13/11	57	35	22	2	1.0	2	2	1	3
2002	Jacksonville	16/16	66	55	11	0	1.0	0	0	6	11
2003	Jax./Hou.	15/11	61	31	30	5	0.0	0	0	1	4
2004	Houston	16/1	29	25	4	7	0.0	0	0	1	1
2005	Carolina	16/15	95	69	26	1	0.0	0	1	3	8
2006	San Diego	14/14	59	42	17	0	1.0	0	1	1	5
2007	San Diego	16/16	75	51	24	2	0.0	1	1	3	6
2008	Denver	8/7	36	28	8	0	0.0	0	0	0	2
NFL totals: 8 years		114/91	478	336	142	17	3.0	3	5	16	40

ADDITIONAL STATISTICS: Returned an INT 95 yards for a TD on 12/21/03 vs. TEN and scored on a 79-yard fumble recovery on 10/29/06 vs. STL.

MARLON MCCREE'S POSTSEASON STATISTICS

YEAR	TEAM	GP/GS	TKL	SOLO	ASST	SACKS	FF	FR	INT	PD
2005	Carolina	3/3	16	12	4	0.0	0	0	2	3
2006	San Diego	1/1	4	2	2	0.0	0	0	1	1
2007	San Diego	3/3	9	7	2	0.0	0	1	0	1
NFL totals: 8 years		7/7	29	21	8	0.0	0	1	3	5

ADMIN

COACHES

STAFF

PLAYERS

HISTORY

RECORDS

MISC.



ADMIN

COACHES

STAFF

PLAYERS

HISTORY

RECORDS

MISC.



63 BRAD MEESTER

CENTER

6-3, 311 LBS.
NORTHERN IOWA
BORN MARCH 23, 1977
PARKERSBURG, IOWA
ACQ. 2ND ROUND OF 2000 DRAFT
EXP.: 10TH YEAR

GAMES PLAYED/STARTED: 2000 (16/16), 2001 (16/16), 2002 (16/16), 2003 (16/16), 2004 (16/16), 2005 (12/12), 2006 (16/16), 2007 (11/11, 2/2), 2008 (10/10)

NFL TOTALS: 129 games, 129 starts

POSTSEASON TOTALS: 2 games, 2 starts

TRANSACTIONS: Originally drafted in the second round (60th overall) of the 2000 draft.

PRO: Veteran center owns team-record streak of 92 straight starts ... Ranks third in franchise history with 129 starts and fourth with 129 games played ... Selected as the team's 2008 recipient of the Ed Block Courage Award as well as the Walter Payton Man of the Year Award ... Appointed by Jack Del Rio to Player Leadership Council in 2008 ... One of seven players in team history to start at least 100 games for the Jaguars ... Missed first four games of 2007 season after suffering a broken ankle in training camp and first six games of 2008 season with a biceps injury ... Directed signals for Jaguars offense that ranked fourth in the NFL in rushing from 2003-08 with a 131.1 average and third during that same span with 355 rushes of 10-plus yards ... Played major role on offensive line that helped Jaguars rush for the two highest single-season totals in franchise history in 2006 and 2007 including a single-season franchise record 2,541 rushing yards in 2006 ... Part of an offensive line that led Jaguars to a franchise-record 375 rushing yards against Indianapolis on Dec. 10, 2006, tied for the third-most in NFL history. Jaguars surpassed the previous high of 244 rushing yards on Dec. 3, 2000 against Cleveland, a game which he started at guard ... Is the only Jaguars player to start the first 92 regular season games after being drafted ... Streak ended when he tore his biceps tendon at Cleveland on Dec. 4, 2005 and was placed on injured reserve ... Made the transition from G to C in 2003 after three years as a starter at LG ... Second-round draft choice in 2000 was the eighth rookie in franchise history to start the season opener and the third rookie to start all 16 games ... First center

chosen in the 2000 draft, selected with the 60th overall pick ... Tied with Michael Cheever (1996) as the highest-drafted centers ever by the team ...

2008: Started 10 games at C ... Missed all of the preseason and first four games with a right biceps injury suffered in training camp ... **10/26 at CLE:** Started at center in his first game of the season ... Did not miss a snap in the final nine games ... **11/9 at DET:** Part of an offensive line that helped club rush for 157 yards on 33 carries, the second-highest rushing total of the season ... Became third player in franchise history to make 125 starts on **12/1 at HOU** ...

2007: Started 11 games at C and both postseason games ... Missed all of the preseason and first four games of the regular season after breaking a bone in ankle during training camp ... Returned to starting lineup in week five ... Did not commit a penalty in the regular season ... Part of offensive line that allowed only 31 sacks, the third-fewest in team history ... Jaguars ranked second in the NFL with 2,391 rushing yards (149.4 avg.), the second-most in team history ... Helped Fred Taylor earn the first Pro Bowl trip of his career... Protected QB David Garrard who set single-season franchise record for passer rating (102.2) and highest completion percentage (64.0) ... **10/14 vs. HOU:** Helped offense rush for 244 yards on only 26 carries (9.4 avg.), the highest single-game average in franchise history ... Member of offensive line that did not allow a sack in back-to-back games for the first time in franchise history on **12/9 vs. CAR** and **12/16 at PIT** ... **12/30 at**



HOU: Dressed but did not play in regular season finale ... Started at C and played the entire game in AFC Wild Card Game on **1/5 at PIT** and AFC Divisional Playoff Game on **1/12 at NE** ...

2006: Started all 16 games at C and did not miss a snap ... Sixth time in seven seasons he did not miss a game ... Jaguars set a single-season franchise record for rushing yards with 2,541, averaging 158.8 yards per game ... Helped pave the way for a franchise record 5.0-yard rushing average ... As a unit, the Jaguars allowed only 30 sacks ... **12/10 vs. IND:** Part of an offensive line that led Jaguars to a franchise-record 375 rushing yards ...

2005: Started first 12 games of season before missing final four games with a torn left biceps tendon ... Was placed on injured reserve and ended his team record of 92 consecutive starts to begin his career ... Did not miss one play in his 12 starts at C ... **11/27 at ARIZ:** Surpassed Tony Boselli for the most starts in team history with 91 ...

2004: Started all 16 games for the fifth consecutive season and extended his team record of 80 consecutive starts ... Did not miss one play the entire season at C ... Was one of four offensive linemen to start all 16 contests ...

2003: Started all 16 games for fourth consecutive season and missed only 14 snaps all year, breaking Kevin Hardy's team record of 58 consecutive starts ... Moved to C to start the season after making 48 consecutive starts at LG ... Allowed only half a sack and had just two penalties called against him ... Anchored offensive line that gave up a franchise-record-low 28 sacks ...

2002: One of six offensive players to start every game, doing so for the third straight season ... Did not miss a snap the entire season at LG, one of only two Jaguars players to do so ...

2001: Started all 16 games for the second straight season at LG ... One of seven players on offense and 10 on team to start every game ... Became the first Jaguars player to start his first 32 games after being drafted ... One of four Jaguars offensive linemen to start every game ... Played all but three snaps all season ... **11/4 at TEN:** Missed three plays with a finger injury, marking his first missed

plays since college ... **12/23 at MIN:** Received an offensive game ball along with rest of offensive line as team rushed for 214 yards, tied for third-most in team history ...

2000: Started all 16 games at LG as a rookie ... Named to All-Rookie teams by Pro Football Writers, Pro Football Weekly and Football News ... Ranked fifth-best rookie offensive lineman in the NFL by Pro Football Weekly ... Played every snap of every game, the only player on the team to do so ... One of three Jaguars offensive linemen to start every game, joining Tony Boselli and Brenden Stai.

COLLEGE: Four-year starter at C and three-time Gateway Conference first-team honoree ... Named to Division I-AA Associated Press and Coaches All-America team as a senior ... Named to the 1999 GTE Academic All-America team ... Graduated with a degree in business management and 3.76 G.P.A.

PERSONAL: Married (Jamie) with daughters Lily, Emma, Chloe and Sophia ... Lives in Jacksonville ... Two-time All-District selection as a LB, adding All-State first-team honors as a lineman in his senior year at Aplington-Parkersburg (Iowa) High ... Helped lead team to state title as a junior ... Lettered in football, basketball, baseball and track ... Graduated with a 3.8 grade point average ... Participates in numerous charity golf events during the offseason ... Led Jaguars effort in 2008 offseason to raise more than \$90,000 for tornado relief in hometown of Parkersburg, Iowa. The club sold A-P (Aplington-Parkersburg High School) Falcons Tornado Relief hats at 2008 minicamp and on jaguars.com ... Actively supports numerous team community programs, including Jaguars Foundation's ongoing reading initiative (Playbooks) and the Honor Rows program ... Participates annually in HabiJax build, Draft Day Fan Fest and Jaguars golf tournament ... Participated in Laterra Links Celebrity Shootout at King and Bear in May of 2008 to benefit the St. Johns County Council on Aging ... Served as honorary chairman for the 2008 Children's Miracle Network golf tournament ... Supported Shop with a Jock event at Wal-Mart in December of 2008 for more than 50 children from the Bridge of Northeast Florida and the MaliVai Washington Kids Foundation ... Read to students at Loretto Elementary School in 2009 ... Full name: Bradley Ryan Meester.

ADMIN

COACHES

STAFF

PLAYERS

HISTORY

RECORDS

MISC.



ADMIN

COACHES

STAFF

PLAYERS

HISTORY

RECORDS

MISC.

**92 ROB MEIER**
DEFENSIVE LINEMAN**6-5, 315 LBS.**
WASHINGTON STATE
BORN AUGUST 29, 1977
VANCOUVER, BRITISH COLUMBIA
ACQ. 7TH ROUND OF 2000 DRAFT
EXP: 10TH YEAR**GAMES PLAYED/STARTED:** 2000 (16/0), 2001 (16/0), 2002 (16/7), 2003 (16/0), 2004 (11/8), 2005 (16/2, 1/0), 2006 (16/8), 2007 (16/9, 2/2), 2008 (15/15)**NFL TOTALS:** 138 games, 49 starts**POSTSEASON TOTALS:** 3 games, 2 starts**TRANSACTIONS:** Originally drafted in the seventh round (241st overall) of the 2000 draft.

PRO: Tough, physical veteran defensive lineman who ranks third in franchise history with 138 games played, trailing only Jimmy Smith (171) and Fred Taylor (140) ... Has missed only six games in career ... Has experience as both tackle and end ... Has started 49 games including 19 at DE, 30 at DT, and played in at least 15 games in eight of nine seasons ... Career totals include 307 tackles (213 solo), 21.5 sacks, three forced fumbles and three fumble recoveries ... Added 23 special teams tackles ... Named to USA Today All-Joe Team in 2005 and 2007 which goes to the players and coaches who have over-achieved and are often overlooked ... Helped Jaguars defense rank sixth in the NFL from 2003-08, allowing 305.2 yards per game, and fifth in points allowed (19.0) during that span ... Led all AFC defensive tackles with a career-high six sacks in 2005 and ranked third in the NFL ... Had streak of four consecutive games with a sack in 2005 ... Started eight games at DE in 2004 before being placed on injured reserve with a broken leg, ending streak of 75 consecutive games played since being drafted in 2000 ... Only foreign born player on roster...

2008: Made career-high 15 starts at DT ... Totaled 45 tackles (31 solo), two sacks, 20 QB pressures and four tackles for loss ... **9/7 at TEN:** Had seven tackles, two QB pressures and recovered a fumble in the season-opener ... **9/14 vs. BUF:** Sacked Trent Edwards for a 10-yard loss in the first quarter ... Totaled four QB pressures on **9/28 vs. HOU** along with two tackles ... Suffered a knee injury in the third quarter on **10/5 vs. PIT** and was inactive on **10/12 at DEN** ending streak of 53 con-

secutive games played ... **11/9 at DET:** Recorded three tackles, one sack, one tackle for loss and two QB pressures ... Collected season-high eight tackles and team-high four QB pressures on **11/16 vs. TEN** ... **12/7 at CHI:** Played in 135th career game as a Jaguar joining Jimmy Smith and Fred Taylor as the only players to do so ... Surpassed 300 career tackles on **12/14 vs. GB** ...

2007: Played in all 16 games with nine starts in addition to starting both post-season games ... Finished with 37 tackles, two tackles for loss and one pass defended ... Ranked second on team with four sacks and 29 QB pressures ... Moved into starting rotation and was only defensive lineman to play in all 16 games ... **10/7 at KC:** Picked up sack and helped defense hold Chiefs to 10 rushing yards, the fewest by an opponent in team history ... **10/28 at TB:** Collected 1.5 sacks with three tackles, one QB pressure ... **12/23 vs. OAK:** Recorded seven tackles, three QB pressures and one sack. Sacked JaMarcus Russell for four-yard loss in the fourth quarter ... **12/30 at HOU:** Split a sack with Jeremy Mincey in regular season finale ... **1/5 at PIT:** Started at DT in AFC Wild Card Game and finished with three tackles and one sack. Sacked Ben Roethlisberger for a 10-yard loss in the third quarter ... **1/12 at NE:** Made start at DT in AFC Divisional Playoff Game and made two solo tackles, one for a loss and one QB pressure ...

2006: Started eight of 16 games, posting 45 tackles, five sacks and one fumble recovery ... Started three games at LDE after opening day injury to Reggie



Hayward, and moved back inside to start at DT for five games with Marcus Stroud out with an injury ... **10/8 vs. NYJ:** Started at RDT in place of injured Stroud and had five solo tackles, one for a loss and one sack of Chad Pennington ... **10/29 at PHI:** Started at RDT and made seven tackles, splitting a sack of Donovan McNabb with Bobby McCray ... **11/5 vs. TEN:** Started at LDT and recorded three tackles and split a sack of Vince Young with Tony McDaniel ... **12/3 at MIA:** Registered sack of Joey Harrington ... **12/17 at TEN:** Had one sack and two QB pressures ...

2005: Played in all 16 games for the fifth time and made two starts at DT ... Recorded a career-high six sacks and 47 tackles ... Added four tackles for loss, one forced fumble and one fumble recovery ... Posted a career-best four consecutive games with a sack ... Named to USA Today's All-Joe Team ... **10/2 vs. DEN:** Totaled five solo tackles and one sack of Jake Plummer ... **11/6 vs. HOU:** Collected a season-high six tackles, a forced fumble and a sack of David Carr ... **11/13 vs. BAL:** One sack of Kyle Boller along with five tackles ... **11/20 at TEN:** Third consecutive game with a sack came off Steve McNair ... **11/27 at ARZ:** Concluded streak of four straight games with a sack. Added a fumble recovery to seal the victory on the final play ... **1/7 at NE:** Registered five tackles (four solo) and sack of Tom Brady in AFC Wild Card Game ...

2004: Played in first 11 games before being placed on injured reserve with fractured left fibula ... Ended streak of 75 consecutive games played since being drafted in 2000 ... Started eight games at DE, making 33 tackles, a half sack, three tackles for loss and nine QB pressures ... **9/26 at TEN:** Made first start of the season and recorded five tackles and split a sack of Steve McNair with John Henderson ... **11/28 at MIN:** Started and played in 75th consecutive game before leaving with injury in the second half ...

2003: Played in all 16 games for the fourth straight season, making 30 tackles, 1.5 sacks, one forced fumble and one fumble recovery at both DT and DE ... **11/16 at TEN:** Played as reserve DT, making two tackles including a shared sack

with Hugh Douglas ... **12/7 vs. HOU:** Had most productive game of season with three solo tackles including a sack of Dave Ragone, one forced fumble, one tackle for loss and one QB pressure ...

2002: Played in all 16 games for third straight season, making seven starts at RDE after injury to Tony Brackens ... Produced 32 tackles, two sacks, two tackles for loss, eight QB pressures and one forced fumble ... Picked up sacks on **9/15 at KC** and **10/13 at TEN** ... **10/20 at BAL:** Made first NFL start ...

2001: Played in all 16 games and backed up Renaldo Wynn at LDE ... Finished with 21 tackles ... Ranked third on team with 16 special teams tackles ... As blocking back on kickoff returns, returned two kickoffs for 14 yards ...

2000: Appeared in all 16 games as a rookie ... Collected 17 tackles, adding half a sack and four tackles for loss ... Had seven special teams tackles.

COLLEGE: Started 25 games including the last 23 straight in four seasons, never missing a game ... Played both DE and DT, making 133 career tackles ... Started all 12 games as a senior and earned All-Pac 10 Conference honorable mention ... Started 11 games as a junior and finished with 51 tackles ... Played in all 12 games as a sophomore, making two starts ... Saw action in 12 games as a redshirt freshman ... Graduated with a degree in business.

PERSONAL: Married ... Lives in Jacksonville ... Played DE and TE at Sentinel High in West Vancouver, British Columbia, Canada ... Also played basketball and rugby ... Offensive Most Valuable Player and team captain as a senior in football and captain of basketball team ... All-Provincial League selection as a senior, making 58 tackles ... Also played club hockey ... Supports the Jaguars Foundation Playbooks reading initiative ... Attends numerous team-related fundraisers ... Represented Jaguars during Super XXXVIII in San Diego for annual Taste of the NFL hunger-relief fundraiser ... Was first overall pick of CFL draft by British Columbia Lions ... Full name: Robert Jack Daniel Meier.

ADMIN

COACHES

STAFF

PLAYERS

HISTORY

RECORDS

MISC.



ROB MEIER'S REGULAR SEASON STATISTICS

TACKLES		GP/GS	TKL SOLO	ASST	ST	SACKS	FF	FR	PD	TFL
2000	Jacksonville	16/0	17 11	6 7	0.5	0 0	0 0	0 0	0 4	
2001	Jacksonville	16/0	21 12	9 16	0.0	0 0	0 0	0 1		
2002	Jacksonville	16/7	32 20	12 0	2.0	1 0	0 0	2 2		
2003	Jacksonville	16/0	30 25	5 0	1.5	1 1	2 2	5 5		
2004	Jacksonville	11/8	33 21	12 0	0.5	0 0	1 1	3 3		
2005	Jacksonville	16/2	47 35	12 0	6.0	1 1	0 0	4 4		
2006	Jacksonville	16/8	45 37	8 0	5.0	0 1	0 0	5 5		
2007	Jacksonville	16/9	37 21	16 0	4.0	0 0	1 1	2 2		
2008	Jacksonville	15/15	45 31	14 0	2.0	0 0	0 0	4 4		
NFL totals: 9 years		138/49	307 213	94 23	21.5	3 3	4 30			

ADDITIONAL STATISTICS: 2 kickoff returns for 14 yards in 2001; 1 safety in 2002

ROB MEIER'S POSTSEASON STATISTICS

TACKLES		GP/GS	TKL SOLO	ASST	ST	SACKS	FF	FR	PD	TFL
2005	Jacksonville	1/0	5 4	1 0	1.0	0 0	0 0	0 0		
2007	Jacksonville	2/2	5 4	1 0	1.0	0 0	0 0	1 1		
NFL totals: 9 years		3/2	10 8	2 0	2.0	0 0	0 0	1 1		



94 JEREMY MINCEY
DEFENSIVE LINEMAN

6-3, 270 LBS.
FLORIDA
BORN DECEMBER 14, 1983
STATESBORO, GEORGIA
ACQ. FIRST-YEAR FREE AGENT 2006
EXP.: 3RD YEAR

GAMES PLAYED/STARTED: 2007 (6/0, 2/0), 2008 (3/0)

NFL TOTALS: 9 games, 0 starts

POSTSEASON TOTALS: 2 games, 0 starts

TRANSACTIONS: Originally selected in the sixth round (191st overall) by New England in the 2006 draft ... Waived on 9/1/06 ... Signed to San Francisco practice squad on 9/4/06 ... Signed by Jacksonville as free agent 12/14/06.

PRO: Started 2008 season on the PUP list with a wrist injury and was slowed by injuries in the 2007 preseason but has seen action in nine regular season games and two postseason games ... In nine career games has totals of 18 tackles and two sacks ... Signed by the Jaguars on Dec. 14, 2006 off the San Francisco 49ers practice squad ... Originally selected in sixth round (191st overall) by New England in the 2006 draft ... Started 24 games over two seasons with Florida ...

2008: Began the season on the PUP list for first 11 games after suffering a wrist injury in the offseason ... Appeared in three of last four games and finished with six tackles and one sack ... Was activated on Nov. 26 ... Saw first action of the season on **12/7 at CHI** and recorded two tackles ... **12/28 at BAL:** Recorded

three tackles and sacked Joe Flacco for an eight-yard loss in the fourth quarter in the season-finale ...

2007: Played in six games and two post-season games ... Finished with 12 tackles, one sack and six QB pressures ... Added one special teams tackle ... **11/11 at TEN:** Saw action on 26 plays in first NFL game and split a sack of QB Vince Young with Reggie Hayward ... **12/9 vs. CAR:** Left game with a hamstring injury and was inactive the next two weeks ... **12/30 at HOU:** Returned to action and recorded four tackles, two QB pressures and split a sack of Sage Rosenfels with Rob Meier for an eight-yard loss ... **1/5 at PIT:** Saw action on 23 plays in AFC Wild Card Game and registered three tackles (two solo) and one sack. Sacked Ben Roethlisberger in the third quarter ...

ADMIN

COACHES

STAFF

PLAYERS

HISTORY

RECORDS

MISC.



1/12 at NE: Saw action on 15 plays in AFC Divisional Playoff Game ...

2006: Spent three weeks on active roster after being signed off San Francisco 49ers practice squad on Dec. 14 ... Was inactive on **12/17 at TEN, 12/24 vs. NE** and **12/31 at KC**.

COLLEGE: Spent final two seasons at Florida after transferring from Butler County (Kansas) Community College ... Started all 24 games played for the Gators ... Earned second-team All-SEC honors as a senior as he ranked fourth on the team with 62 tackles and second with 10.5 tackles for loss ... Earned degree in recreation and tourism.

PERSONAL: Single ... Lives in Statesboro, Ga. ... Attended Statesboro

(Ga.) High ... Lettered two years in football ... Played on the basketball team as a sophomore before trying out for the football squad ... Earned his bachelor's degree at Florida in the 2006 offseason ... Was honored in 2008 with the NFL's Continuing Education Recognition Award by the National Association of Academic Advisors for Athletes ... Attended the 2008 Draft Day Fan Fest ... Participated in the 2008 Red Ribbon Week celebration at Oakleaf Elementary School to discuss the dangers of using drugs ... Visited West Jacksonville Elementary in 2009 to reward students in the Jaguars Readers Program ... Served as emcee for the Duval County Special Olympic Games ... Served dinner in 2009 at Trinity Rescue Mission ... Full name: Jeremy Mincey.

JEREMY MINCEY'S REGULAR SEASON STATISTICS

TACKLES	GP/GS	TKL	SOLO	ASST	ST	SACKS	FF	FR	PD	TFL
2007 Jacksonville	6/0	12	7	5	1	1.0	0	0	1	0
2008 Jacksonville	3/0	6	3	3	0	1.0	0	0	0	0
NFL totals: 2 years	9/0	18	10	8	1	2.0	0	0	1	0

JEREMY MINCEY'S POSTSEASON STATISTICS

TACKLES	GP/GS	TKL	SOLO	ASST	ST	SACKS	FF	FR	PD	TFL
2007 Jacksonville	2/0	3	2	1	0	1.0	0	0	0	0

JAGUARS SAFETIES SCORED

In 14 seasons, the Jaguars have scored 10 safeties on defense and special teams.

DATE	OPPONENT	RESULT
Sept. 26, 1999	vs. Tennessee	Hentrich runs out of endzone
Oct. 3, 1999	at Pittsburgh	Ball out of endzone
Oct. 3, 1999	at Pittsburgh	Smeenge sack of Stewart in endzone
Nov. 11, 2001	vs. Cincinnati	Brackens sack of Kitna in endzone
Dec. 30, 2001	vs. Kansas City	Stryzinski runs out of endzone
Oct. 27, 2002	vs. Houston	Westmoreland blocked punt out of endzone
Nov. 24, 2002	at Dallas	Meier tackle of Tucker in endzone
Nov. 21, 2004	vs. Tennessee	Favors sack of McNair in endzone
Dec. 12, 2004	vs. Chicago	Smith sack of Hutchinson in endzone
Nov. 23, 2008	vs. Minnesota	Kluwe runs out of endzone

ADMIN

COACHES

STAFF

PLAYERS

HISTORY

RECORDS

MISC.



ADMIN

COACHES

STAFF

PLAYERS

HISTORY

RECORDS

MISC.



25 REGGIE NELSON

SAFETY

5-11, 202 LBS.
FLORIDA
BORN SEPTEMBER 21, 1983
MELBOURNE, FLORIDA
ACQ. 1ST ROUND OF 2007 DRAFT
EXP: 3RD YEAR

GAMES PLAYED/STARTED: 2007 (16/15, 2/2), 2008 (13/13)

NFL TOTALS: 29 games, 28 starts

POSTSEASON TOTALS: 2 games, 2 starts

TRANSACTIONS: Originally drafted in the first round (21st overall) of the 2007 draft.

PRO: Former first-round pick in 2007 has started 28 of 29 games at FS in two seasons ... Big-play defender with explosive speed ... Has seven career INTs including a team rookie record five INTs in 2007, tied for the most by a NFL rookie in 2007 ... Career totals include 146 tackles (102 solo), one sack, two forced fumbles and 14 special teams tackles ... Played in all 16 games as a rookie with 15 starts and started both postseason games ... Florida native who played high school and collegiately in the state ... Consensus All-America first-team choice in 2006 ... Left school following his junior season ... Sixth player drafted by the Jaguars from the University of Florida ... Highest drafted defensive back in team history and second safety chosen in the first round, joining Donovan Darius in 1998 ...

2008: Started 13 games at FS ... Finished with 64 tackles (45 solo), two INTs and three passes defended ... Added five special teams tackles ... Missed three games with a knee injury ... **9/7 at TEN:** Posted four tackles in the season-opener ... **9/14 vs. BUF:** Did not miss a snap and made five tackles ... **9/21 at IND:** Totaled five tackles before leaving in the fourth quarter with a knee contusion and did not return ... Was inactive with a knee injury on **9/28 vs. HOU, 10/5 vs. PIT** and **10/12 at DEN** ... Returned to the starting lineup on **10/26 vs. CLE** and registered seven tackles ... Totaled six solo tackles and had an INT nullified by a defensive offsides penalty on **11/2 at CIN** ... Returned a blocked field goal 34 yards on **11/9 at DET** ... Recorded first INT of the season on **11/16 vs. TEN** as he picked off Kerry Collins at the two-yard line on the opening drive of the game ... **12/14 vs. GB:** Totaled six tackles and ended the game with an INT of Aaron Rodgers on the final drive ...

12/18 vs. IND: Recorded seven tackles and one pass defended ...

2007: Started 15 of 16 games as a rookie ... Tied Kevin Hardy (1996) for third-most starts in a season by a Jaguars rookie ... Set team rookie record with five INTs, tying with Leon Hall of Cincinnati for the most among NFL rookies ... Tied for sixth in the AFC and ninth in the NFL in INTs ... Named to Pro Football Weekly All-Rookie Team ... Ranked fourth on the club with 82 tackles (57 solo) and had two forced fumbles, one sack, one tackle for loss and one QB pressure ... Tied for second on club with 12 passes defended ... Added nine special teams tackles ... Injured his ankle in second preseason game at Tampa Bay on Aug. 18 and sat out final two preseason games ... **9/9 vs. TEN:** Saw action at safety in nickel defense in season-opener and led secondary with nine tackles. Recorded first career sack and forced a fumble off Vince Young in the fourth quarter ... **9/16 vs. ATL:** Made first career start and did not miss a snap ... **10/7 at KC:** Made five tackles and recorded first career INT off Damon Huard ... **10/22 vs. IND:** Finished with eight tackles and two passes defended in first Monday night game ... **10/28 at TB:** Had six solo tackles, one QB pressure and one pass defended. Intercepted Jeff Garcia in the fourth quarter to seal the victory ... **11/4 at NO:** Tied for team lead with a career-high 12 tackles and added two passes defended and forced a fumble ... **11/18 vs. SD:** Intercepted a Philip Rivers pass in the fourth quarter and returned it 34 yards. Set team single-season record for INTs by a rookie ... **12/2 at IND:** Recorded an INT in his second consecutive game as he picked off Peyton Manning in the end zone in the fourth quarter and returned it 37 yards ... **12/23**



vs. OAK: Had team-high three passes defended and intercepted JaMarcus Russell pass in the second quarter ... **1/5 at PIT:** Started at FS and recorded three solo tackles in AFC Wild Card Game ... **1/12 at NE:** Started at FS in AFC Divisional Playoff Game and finished with seven tackles and missed only two plays on defense.

COLLEGE: Played in 25 games at Florida with 18 starts over two seasons ... Career totals included 97 tackles (66 solo), four sacks, two fumble recoveries and seven INTs including one for a TD ... Blocked two kicks on special teams ... Was unanimous All-Southeastern Conference and consensus All-America first-team choice in 2006 ... Started all 14 games at FS as a junior and led team with six INTs as part of BCS National Championship Team ... Finalist for Nagurski Trophy (nation's top defensive player) and Thorpe Award (nation's top defensive back) ... Honored with 2006 Jack Tatum Award as the nation's top defensive back by the Touchdown Club of Columbus ... Played in 11 games with four starts as a sophomore and finished with 46 tackles and

four sacks ... Played at Coffeyville Community College in Kansas in 2004 and set school record for INT return yards with 175 on six interceptions ... Attended Coffeyville Community College and sat out the 2003 season ... Majored in sociology at Florida.

PERSONAL: Single with daughter, Tyjaezia Ashley Nelson ... Resides in Melbourne, Fla. ... Son of the late Mary Lakes ... Attended Palm Bay (Melbourne) High and was a two-time first team All-State selection at DB ... Held football camp at Jacksonville University in June the last two years ... Actively supports the charitable efforts of his teammates ... Attended 2008 Draft Day Fan Fest at the Jacksonville Landing ... Served as a celebrity shopper for holiday fundraising event benefitting local community agencies in 2007 ... Participated in Children's Miracle Network fundraiser as celebrity waiter ... Hosted the inaugural Mary Lakes Invitational Bowl Against Breast Cancer in June 2009. The event was created in memory of his mother, Mary, who lost her battle with breast cancer in 2006 ... Full name: Reggie Nelson.

REGGIE NELSON'S REGULAR SEASON STATISTICS

TACKLES	GP/GS	TKL	SOLO	ASST	ST	SACKS	FF	FR	PD	TFL
2007 Jacksonville	16/15	82	57	25	9	1.0	2	0	12	1
2008 Jacksonville	13/13	64	45	19	5	0.0	0	0	3	0
NFL totals: 2 years	29/28	146	102	44	14	1.0	2	0	15	1

INTERCEPTIONS	GP/GS	NO	YDS	AVG	LG	TD
2007 Jacksonville	16/15	*5	*76	15.2	37	0
2008 Jacksonville	13/13	2	0	0.0	0	0
NFL totals: 2 years	29/28	7	76	10.9	37	0

*Team leader

REGGIE NELSON'S POSTSEASON STATISTICS

TACKLES	GP/GS	TKL	SOLO	ASST	ST	SACKS	FF	FR	PD	TFL
2007 Jacksonville	2/2	10	9	1	0	0.0	0	0	0	0

JAGUARS HOUSE EIGHT FORMER FIRST-ROUNDERS

The Jaguars have eight former first-round picks on their roster.

PLAYER	TEAM	YEAR	PLAYER	TEAM	YEAR
OT Tra Thomas	Eagles	1998	TE Marcedes Lewis	Jaguars	2006
WR Torry Holt	Rams	1999	S Reggie Nelson	Jaguars	2007
DT John Henderson	Jaguars	2002	DE Derrick Harvey	Jaguars	2008
WR Troy Williamson	Vikings	2004	OT Eugene Monroe	Jaguars	2009

ADMIN

COACHES

STAFF

PLAYERS

HISTORY

RECORDS

MISC.



ADMIN

COACHES

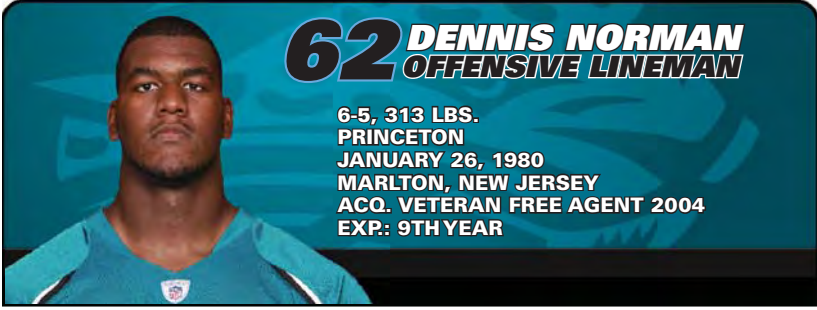
STAFF

PLAYERS

HISTORY

RECORDS

MISC.



62 DENNIS NORMAN

OFFENSIVE LINEMAN

6-5, 313 LBS.
PRINCETON
JANUARY 26, 1980
MARLTON, NEW JERSEY
ACQ. VETERAN FREE AGENT 2004
EXP: 9TH YEAR

GAMES PLAYED/STARTED: 2001 (0/0), 2002 (0/0), 2003 (1/0, 1/0), 2004 (0/0), 2005 (16/4, 1/1), 2006 (16/1), 2007 (15/5, 2/0), 2008 (16/14)

NFL TOTALS: 64 games, 24 starts

JAGUARS TOTALS: 63 games, 24 starts

POSTSEASON TOTALS: 4 games, 1 start

TRANSACTIONS: Originally drafted by Seattle in the seventh round (222nd overall) of the 2001 draft ... Waived by Seattle on 10/15/04 ... Signed by Jacksonville as a veteran free agent on 12/7/04.

PRO: Versatile player who has started at three positions on the offensive line ... Veteran offensive lineman has played in 64 career games with 24 starts ... Of 24 starts, 15 have been at C, one at LT and eight at RG ... Has started at least one game for the Jaguars the last four seasons ... Started final four games of 2005 season, first four games of 2007 season and first six games of 2008 season at C replacing injured Brad Meester ... Started a career-high 14 games in 2008 ... Spent three seasons in Seattle after being drafted in the seventh round in 2001 ... Only tackle ever drafted from Princeton and first player chosen since 1990 ...

2008: Played in all 16 games with a career-high 14 starts and also saw action on special teams ... Played in every game for third time in four seasons ... Assumed starting position at C after Brad Meester's biceps injury in training camp and started the first six games before Meester returned ... Started the final eight games at RG ... **9/21 at IND:** Started at C and played entire game. Helped the Jaguars rush for 236 yards and part of an offensive line that did not allow a sack ... Saw action at LT rotating with starter Khalif Barnes on **11/2 at CIN** ... Saw action on special teams on **10/26 vs. CLE** with the return of Meester ... Started for first time at RG on **11/9 at DET** and played the entire game ...

2007: Played in 15 games with five starts and also saw action on special teams ... Started first four games at C and did not miss a snap after injury to

Brad Meester in the preseason ... **11/4 at NO:** Filled in at RG after Chris Naeole left game in the second quarter with a quadriceps injury. Injured shoulder in third quarter and did not return ... **11/11 at TEN:** Was inactive with shoulder injury ... **12/9 vs. CAR:** Split time at RG with Maurice Williams ... **12/23 vs. OAK:** Saw extensive action along the offensive line ... **12/30 at HOU:** Started at C in regular season finale ... Saw action on special teams in AFC Wild Card Playoff Game on **1/5 at PIT** and AFC Divisional Playoff Game on **1/12 at NE** ...

2006: Played in all 16 games with one start ... **11/12 vs. HOU:** Started at LT replacing Khalif Barnes. Marked first NFL game at LT ... **9/24 at IND:** Saw action on special teams and at G ... **12/31 at KC:** Saw action at G in season-finale ...

2005: Played in all 16 games and started last four contests at C when Brad Meester was lost to injury ... **1/7 at NE:** Started at C in AFC Wild Card Game ...

2004: Signed on Dec. 7 after being waived by Seattle on Oct. 15 ... Did not see any action for either team ... Was inactive for the first four games with Seattle and inactive for final four for Jacksonville ...

2003: Played in one regular season game and one postseason game ... Was declared inactive for 15 regular season games ... **10/5 at GB:** Made NFL debut on the field goal unit ... **1/4 at GB:**



ADMIN

COACHES

STAFF

PLAYERS

HISTORY

RECORDS

MISC.

Played on special teams unit in the NFC Wild Card Game ...

2002: Dressed, but did not play, on **12/22 vs. STL** and **12/29 at SD** ... Declared inactive the other 14 games of the season ...

2001: Declared inactive for all 16 games.

COLLEGE: A three-year letterwinner who was named first-team All-Ivy League his final three seasons ... Started 26 of 29 games played after missing freshman year due to a broken left leg ... Won the Heptagonal championship in discus (168-8) as a sophomore ... Graduated with degree in computer science engineering.

PERSONAL: Married (Anayi) ... Lives in Marietta, Ga. ... A three-time letterwinner in track, two-time letterwinner in basketball and football at Cherokee (N.J.) High ... Won Group IV discus

championship as a senior and was named All-South Jersey in track ... Member of the National Honor Society and National Merit Scholar ... Attended classes in 2005 and 2008 at the Wharton School of Business at the University of Pennsylvania as part of the NFL Business Management and Entrepreneurial program ... Established a relationship with the Jacksonville Urban League ... Participates in a variety of community outreach activities including visits to children's hospital ... Participated in the 2nd annual Shop with the Cops sponsored by the Nassau County Police Department ... Supports local military ... Actively supports the charitable efforts of his teammates and attends team sponsored events including Operation Blessing ... Supported Shop with a Jock event at Wal-Mart in December of 2008 for more than 50 children from the Bridge of Northeast Florida and the MaliVai Washington Kids Foundation ... Full name: Dennis M. Norman.

JAGUARS BALL CONTROLL

Since Jack Del Rio took over the helm in 2003, the Jaguars have ranked among the NFL's best in limiting turnovers and rushing the ball. Here's a look at where the Jaguars rank in several categories:

RUSHING YARDS PER GAME

RK	TEAM	AVG.
1.	Atlanta Falcons	146.6
2.	Denver Broncos	140.3
3.	San Diego Chargers	132.8
4.	Jacksonville Jaguars	131.1
5.	New York Giants	130.1

TOTAL RUSHES

RK	TEAM	RUSHES
1.	Pittsburgh Steelers	3,053
2.	Baltimore Ravens	3,009
3.	Atlanta Falcons	2,972
4.	Denver Broncos	2,923
5.	New England Patriots	2,899
6.	Jacksonville Jaguars	2,890

FEWEST GIVEAWAYS

RK	TEAM	TOTAL
1.	Indianapolis	111
2.	San Diego	136
3.	Jacksonville	138
	New England	138
5.	Washington	146

RUSHES OF 10-PLUS YARDS

RK	TEAM	TOTAL
1.	Baltimore	201
2.	Pittsburgh	205
3.	New England	208
4.	Dallas	214
5.	Jacksonville	228

FEWEST INTERCEPTIONS

RK	TEAM	INTs
1.	Indianapolis	66
2.	Jacksonville	69
3.	Washington	71
4.	New England	74
5.	San Diego	79

RUSHING TOUCHDOWNS

RK	TEAM	TDs
1.	San Diego	126
2.	Kansas City	121
3.	Jacksonville	98
	New England	98
5.	Denver	95



ADMIN

COACHES

STAFF

PLAYERS

HISTORY

RECORDS

MISC.



GAMES PLAYED/STARTED: 2007 (9/1, 0/0), 2008 (16/15)

NFL TOTALS: 25 games, 16 starts

POSTSEASON TOTALS: 0 games, 0 starts

TRANSACTIONS: Originally drafted in the fifth round (149th overall) of the 2007 draft.

PRO: Interior offensive lineman who can play both guard and center ... Moved into the starting lineup in 2008 and made 15 starts at LG ... Played in nine games with one start as a rookie ... Regarded as one of the sleepers of the 2007 draft ... Joined LB Akin Ayodele (2002) as only two players drafted from Purdue by the Jaguars ...

2008: Started 15 of 16 games in second season and did not miss a snap in the last 14 games ... Moved into starting role at LG after season-ending injury to Vince Manuwai on opening day ... **9/7 at TEN:** Replaced RG Maurice Williams who left the game after the first series with a biceps injury. Moved to LG when Manuwai was injured. Injured knee in the first quarter but returned to finish the game at LG ... **9/21 at IND:** Started at LG and played the entire game. Helped the Jaguars rush for season-high 236 yards and part of an offensive line that did not allow a sack ...

2007: Appeared in nine games with one start ... Saw extensive action on special teams ... Was inactive for both postseason games ... Saw action on special teams in first four games ... Was inactive for seven games ... **12/30 at HOU:** Made first career start at LG in place of rested starter Vince Manuwai in regular season finale.

COLLEGE: Played in 29 games at Purdue at LG ... Offense ranked among nation's best in total offense during career ... Started all 14 games at LG as a senior and helped team rank 13th in the nation in total offense, averaging 415.7 yards per game ... Suspended for the

entire 2005 season and enrolled at Ivy Tech Community College in Indianapolis before re-enrolling at Purdue ... Started all 12 games at LG in 2004 and produced 44 knockdowns as part of an offensive line that helped the team rank fourth in the nation in passing offense at 321.2 yards per game ... Appeared in three games as a redshirt freshman ... Started career at DT before making the switch to the offensive line ... Majored in law and society.

PERSONAL: Single ... Resides in Garland, Texas. ... Was born in Dallas ... Parents are of Nigerian descent ... Attended Naaman Forest (Garland, Texas) High ... Rated the 48th-best DT in the nation by Student Sports Magazine as a senior ... Recorded 57 tackles, three sacks and two fumble recoveries as a senior ... Played in the Coca-Cola Classic All-Star Game ... Also participated in track ... Cousin, Ike Diogu, plays for the Sacramento Kings of the NBA ... Joined teammate Scott Starks to feed the homeless in 2008 at Clara White Mission ... Participated in fundraiser as a celebrity bowler for Big Brothers & Big Sisters of Northeast Florida ... Made several school visits in 2008 including trips to West Nassau High School, Julington Creek Elementary and Pinedale Elementary ... Supported Shop with a Jock event at Wal-Mart in December of 2008 for more than 50 children from the Bridge of Northeast Florida and the MaliVai Washington Kids Foundation ... Name pronounced: OO-chay wah-NEHR-ee ... Visited Mandarin Middle School in 2009 to reward students for their work in the Super Bowl of Caring Program ... Full name: Uchechukwu Nwaneri.




24 MONTELL OWENS
FULLBACK

5-10, 225 LBS.
MAINE
BORN MAY 4, 1984
WILMINGTON, DELAWARE
A.C. ROOKIE FREE AGENT 2006
EXP: 4TH YEAR

ADMIN

COACHES

STAFF

PLAYERS

HISTORY

RECORDS

MISC.

GAMES PLAYED/STARTED: 2006 (14/0), 2007 (16/0, 2/0), 2008 (16/0)

NFL TOTALS: 46 games, 0 starts

POSTSEASON TOTALS: 2 games, 0 starts

TRANSACTIONS: Signed as an undrafted rookie 4/30/06.

PRO: Tough and intelligent player who excels on special teams ... Has played in 46 career games and has 45 special teams tackles ... Ranked second on the team with 18 special teams tackles in 2008 and had two TDs on special teams ... Played major role on unit that ranked first in the NFL in opponent start position after kickoff (24.3) ... Re-signed in January 2009 ... Appointed by Jack Del Rio to Player Leadership Council in 2008 ... Had four special teams tackles in 2007 postseason ... One of only three undrafted rookies to make the Jaguars 2006 opening day roster ... Four-year letterman at Maine and only the fifth player in school history to play in the NFL ...

2008: Played in all 16 games for the second consecutive season, seeing action on special teams and at FB ... Ranked second on the team with 18 special teams tackles (14 solo) along with one fumble recovery, and tied for third in scoring with 3TDs ... Had two rushes for 43 yards and two TDs, two receptions for 17 yards and two kickoff returns for 30 yards ... Named special teams player on Peter King's Sports Illustrated All-Pro Team ... Selected to USA Today All-Joe Team, which goes to players and coaches who have overachieved and are often overlooked ... Served as special teams captain ... **9/21 at IND:** Recorded first career reception of 10 yards on game-winning drive ... **9/28 vs. HOU:** Scored first career TD on a 41-yard run, the result of a fake-punt direct snap ... Had two special teams tackles on **10/5 vs. PIT** and **10/12 at DEN** ... Recorded two solo tackles on **11/2 at CIN** and recovered a fumble on a fourth quarter kickoff that was forced by Chad Nkang and returned it 18 yards for a TD ... **12/1 at**

HOU: Had one assisted special teams tackle and returned two kickoffs for 30 yards ... **12/7 at CHI:** Saw extensive action at FB ... **12/18 vs. IND:** Had a two-yard TD run and added three tackles on special teams ... **12/28 at BAL:** Made one reception for seven yards ...

2007: Played in all 16 games, mainly on special teams ... Ranked fourth on the team with a career-high 19 special teams tackles ... **9/16 vs. ATL:** Led team with three special teams tackles ... **9/23 at DEN:** Recorded one special teams tackle and forced a fumble on the opening kickoff of the second half that was recovered by the Jaguars ... Recorded two special teams tackles on **10/14 vs. HOU**, **11/25 vs. BUF** and **12/16 at PIT** ... **12/30 at HOU:** Recorded one special teams tackle and left game in the second quarter with a sprained ankle and did not return ... **1/5 at PIT:** Saw action on special teams in AFC Wild Card Game. Recorded one tackle and returned two kickoffs for 15 yards ... **1/12 at NE:** Posted a team-high three special teams tackles in AFC Divisional Playoff Game ...

2006: Played in 14 games, primarily on special teams ... Tied for sixth on team with eight special teams tackles ... **9/10 vs. DAL:** Recorded one solo special teams tackle and returned an onside kick four yards ... **9/18 vs. PIT:** Made team-high two special teams tackles ... **9/24 at IND:** Saw action at FB and helped Jaguars rush for 191 yards ... Also saw action at FB on **10/1 at WASH** ...

COLLEGE: Four-year letterman who played in 38 games at RB ... Set career-highs with 184 carries for 779 yards and



ADMIN

COACHES

STAFF

PLAYERS

HISTORY

RECORDS

MISC.

nine TDs as a senior ... Played in nine games as a junior and had 49 carries for 187 yards and two TDs ... Appeared in nine games as a sophomore TB and rushed for 32 yards on 15 carries ... Played in 10 games as a freshman ... Majored in kinesiology.

PERSONAL: Single ... Lives in Wilmington, Del. ... Attended Concord High in Wilmington, Del. ... Rushed for more than 1,100 yards and 20 TDs ... Also lettered in baseball and track ... Took classes toward his bachelor's degree at Maine in the 2007 offseason ... Shared his testimony at Sacred Heart Church in 2008 and also made visit to Beaches Chapel Church ... Supports team initiatives including Jaguars golf tournament and Draft Day Fan Fest ... Enjoys spending time at local community agencies where he encourages kids to live a

healthy lifestyle ... Visited Washington, D.C., in February 2009 as guests of USO and made trip to Walter Reed Army Medical Center to visit wounded soldiers ... Taped a PSA with Comcast for World Wide Day of Play ... Supports local military ... Participated in Muscular Dystrophy Association event at the Jacksonville Landing ... Visited North Shore K-8 for the What Moves U kickoff event ... Teamed up with Lift Up America and Tyson Foods to distribute food to more than 50 local soup kitchens and pantries ... Is a musician in his spare time and is an accomplished trumpet player ... Teamed up with 12 area high school students in 2009 to form the St. Johns River City High School Jazz All-Stars and performed at the Jazz Festival in downtown Jacksonville ... Participated in the 2009 HEAL Zoo Walk ... Full name: Montell Ernest Owens.

MONTELL OWENS' REGULAR SEASON STATISTICS

RUSHING	GP/GS	NO	YDS	AVG	LG	TD
2006 Jacksonville	14/0	0	0	0.0	0	0
2007 Jacksonville	16/0	0	0	0.0	0	0
2008 Jacksonville	16/0	2	43	21.5	41t	2
NFL totals: 3 years	46/0	2	43	21.5	41t	2

RECEIVING	GP/GS	NO	YDS	AVG	LG	TD
2006 Jacksonville	14/0	0	0	0.0	0	0
2007 Jacksonville	16/0	0	0	0.0	0	0
2008 Jacksonville	16/0	2	17	8.5	10	0
NFL totals: 3 years	46/0	2	17	8.5	10	0

ADDITIONAL STATISTICS: 1 kickoff return for 4 yards in 2006; 2 kickoff returns for 30 yards in 2008; 8 special teams tackles in 2006; 19 special teams tackles in 2007; 18 special teams tackles in 2008; 1 forced fumble on 9/23/07 at Denver; 1 fumble recovery for TD on 11/2/08 at Cincinnati

MONTELL OWENS' POSTSEASON STATISTICS

RUSHING	GP/GS	NO	YDS	AVG	LG	TD
2007 Jacksonville	2/0	0	0	0.0	0	0

ADDITIONAL STATISTICS: 2 kickoff returns for 15 yards in 2007; 4 special teams tackles in 2007

UNDRAFTED ROOKIES ON OPENING DAY ROSTERS

YEAR	PLAYER
1995	TE Gordon Laro
1996	CB Rashid Gayle
1997	CB Kevin Devine, DE Jabbar Threats
1998	None
1999	FB Stacey Mack
2000	None
2001	RB Elvis Joseph, WR Randal Williams, FB Patrick Washington
2002	None
2003	PK Seth Marler, WR Cortez Hankton, DT Matt Leonard
2004	TE Brian Jones, CB David Richardson
2005	G Dan Connolly, RB/KR Derrick Wimbush
2006	OT Richard Collier, DE Tony McDaniel, RB Montell Owens
2007	None
2008	CB Isaiah Gardner, CB Brian Witherspoon



79 TONY PASHOS

OFFENSIVE TACKLE

6-6, 326 LBS.
ILLINOIS
BORN AUGUST 3, 1980
LOCKPORT, ILLINOIS
ACQ. UFA 2007 (BALTIMORE)
EXP: 7TH YEAR

GAMES PLAYED/STARTED: 2003 (IR), 2004 (6/0), 2005 (16/7), 2006 (16/16, 1/1), 2007 (15/15, 2/2), 2008 (16/16)

NFL TOTALS: 69 games, 54 starts

JAGUARS TOTALS: 31 games, 31 starts

POSTSEASON TOTALS: 3 games, 3 starts

TRANSACTIONS: Originally drafted by Baltimore in the fifth round (173rd overall) of the 2003 draft ... Signed by Jacksonville as an unrestricted free agent 3/2/07.

PRO: Strong, hard-nosed offensive tackle ... Has started 54 of 69 games in career including 31 with Jaguars ... Joined Jaguars on first day of free agency in 2007 after spending four seasons with Baltimore ... Selected by his teammates as the 2008 Byron "Whizzer" White Award Recipient for commitment to the team and community ... Named to Player Leadership Council in 2008 that meets with Jack Del Rio and serves a leadership role on the team ... Has started 31 games for the Jaguars in two seasons in addition to two postseason games ... Started 23 of 38 games with the Ravens and was part of offensive line that allowed a franchise-low 17 sacks in 2006 ... Became a mainstay at RT after starting the final seven games of the 2005 season ... Missed rookie season due to a hand injury ... Allocated to Cologne Centurions of NFL Europe in 2003 ...

2008: Started all 16 games at RT and did not miss a snap ... Joined Brian Williams, Khalif Barnes and David Garrard as the only four players to start all 16 games ... Started at RT on **9/21 at IND** and paved the way for the Jaguars' season-high 236 rushing yards and was part of an offensive line that did not allow a sack ... Made 50th career start on **12/1 at HOU** ...

2007: Started 15 games at RT in first season with the Jaguars and did not miss a snap in 14 of 15 games ... Was healthy deactivation in regular season finale ... Played major role on offensive line that led the AFC and ranked second

in the NFL in rushing with a 149.4 average and helped Fred Taylor to the first Pro Bowl trip of his 10-year career ... Protected QB David Garrard who set single-season franchise record for passer rating (102.2) and highest completion percentage (64.0) ... Jaguars ranked seventh in offense (357.4), tied for the second-highest ranking in franchise history ... **10/14 vs. HOU:** Helped offense rush for 244 yards on only 26 carries (9.4 avg.), the highest single-game average in franchise history ... Member of offensive line that did not allow a sack in back-to-back games for the first time in franchise history on **12/9 vs. CAR** and **12/16 at PIT** ... **1/5 at PIT:** Started at RT in AFC Wild Card Game ... **1/12 at NE:** Started at RT in AFC Divisional Game ...

2006: Started all 16 games at RT for first time in career ... Part of an offensive line that allowed a Ravens franchise-low 17 sacks, breaking the previous mark of 35 allowed in 2004 ... Ranked second in the NFL for fewest sacks allowed and the offensive line gave up only five sacks in the last 10 games ...

2005: Appeared in all 16 games with seven starts at RT ... Took over for injured Orlando Brown and started final seven games ... Part of an offensive line that helped Ravens QBs complete a franchise-record 59.6 percent ... Helped pave the way for 1,605 rushing yards, averaging 3.6 yards per carry ... **11/20 vs. PIT:** Made first career start as club rushed for 104 yards in an overtime win ... **12/19 vs. GB:** Started at RT and

ADMIN

COACHES

STAFF

PLAYERS

HISTORY

RECORDS

MISC.



helped Ravens rush for season-high 182 yards and offensive line did not allow a sack ...

2004: Played in six games and saw action on special teams ... Inactive for 10 games ... Saw action along the offensive line on **9/12 at CLE** and **12/5 vs. CIN** ...

2003: Placed on injured reserve on August 25 with a hand injury suffered during training camp.

COLLEGE: Started 47 games at RT during career ... Two-time first-team All-Big Ten honoree ... Averaged 9.2 knockdown blocks in last two seasons ... Started every game as a senior, registering 114 knockdowns for an offense that gained 5,356 yards ... Earned first-team All-Big Ten honors and Academic All-Big Ten accolades ... Selected first-team All-Big Ten as a junior ... Offense produced over 5,000 yards for the first time in school history ... Moved into starting lineup as a freshman ... Redshirted in 1998 ... Graduated with degree in history with minor in political science.

PERSONAL: Engaged (Michelle) ... Resides in Chicago, Ill. ... Attended Lockport (Illinois) High ... Played OT and led team to IHSA Class 6A playoff berth as a senior ... Selected second-team All-State by the Chicago Tribune and received first-team all-area honors from the Star and Herald News ... Earned nine varsity letters, including four in football, three in track and two in powerlifting ... Earned MVP honors in Rudy's 1997 Powerlifting meet, breaking the meet record for the dead-lift at 660 pounds and total weight at 1,610 pounds, both of which still stand ... Enjoys studying Greek mythology and speaks fluent Greek ... Speaks three languages: Greek, English and German ... His parents were Greek immigrants ... Helped Illinois college teammates conduct the 7th-inning stretch at Wrigley Field in 2002 ... Founded "Pashos Pals" in 2007 in Jacksonville to provide opportunities for abused and neglected children in the city. The group holds an event each month and past events include dinner at Maggiano's, a shopping spree at Dick's Sporting Goods, private tour of Jacksonville Municipal Stadium, a visit to the North Florida campus and a visit to the Jacksonville Zoo ... Enjoys interacting with children and giving motivational talks to encourage them and inspire them to reach their goals ... Actively supports team sponsored events including

the annual Jaguars golf tournament, HabiJax and the Jacksonville Jaguars Foundation Playbooks reading initiative ... Served as co-host of the 2008 Straight Talk program ... Serves on Board of Directors of the HEAL Foundation Healing Every Autistic Life, a local foundation serving the greater Jacksonville area ... Made special appearance at Jaguars Booster Club event in 2008 at Mudville Grille ... Met with soliders and their families preparing to deploy overseas in April of 2008 at NAS Jax ... Served as guest coach at the 2008 Maurice Jones-Drew football camp ... Served as honorary chairman of the 2008 Holy Trinity Church Greek Festival in St. Augustine ... Attended the Jaguars Foundation annual UNF Mentor recognition program ... Hosted a group from the Wounded Warrior Project at the stadium for a private tour and to film a PSA ... Served ice cream at Maggie Moo's in December of 2008 to raise money for the Children's Home Society ... Supported Shop with a Jock event at Wal-Mart in December of 2008 for more than 50 children from the Bridge of Northeast Florida and the MaliVai Washington Kids Foundation ... Showed support for Teacher Appreciation Week with a visit to Mount Herman ESE Center in 2009 ... Spoke to Southside Rotary Club in April 2009 ... Visited Ocean Palms Elementary and West Jacksonville Elementary in 2009 ... Along with other Baltimore teammates, helped paint, frame and rebuild homes in 2003 and 2004 as part of the fifth-annual NFL and United Way Hometown Huddle ... At Living Classrooms in 2004, spoke to Crossroads Middle School students and spent time with participants in the Fresh Start and Project S.E.R.V.E. program ... Visited the Hamilton Center in Baltimore in 2004, an assisted living facility ... Dressed up as Santa Claus for the Big Brothers/Big Sisters Holiday Party at M&T Bank Stadium in Dec. 2004 ... Also participated in the ESPNZone Holiday Party for Police Athletic League members in Dec. 2004 ... Has a special interest in history and politics and toured the White House in 2004 ... Is certified real estate agent after completing classes in 2004 offseason ... Partnered with teammate Brian Rimpf in 2005 and visited Jenna Hostetler in the Kennedy Krieger Institute Spinal Cord Injury unit ... Participated in the "Walk for Autism Research" in Baltimore to help raise funds ... Name is pronounced: PAH-shos ... Full name: Anthony George Pashos.

ADMIN

COACHES

STAFF

PLAYERS

HISTORY

RECORDS

MISC.



39 ALVIN PEARMAN RUNNING BACK

5-10, 204 LBS.
VIRGINIA
BORN SEPTEMBER 10, 1982
PRINCETON, NEW JERSEY
ACQ. VETERAN FREE AGENT 2008
EXP: 4TH YEAR

GAMES PLAYED/STARTED: 2005 (16/0), 2006 (13/0), 2007 (3/0), 2008 (1/0)

NFL TOTALS: 33 games, 0 starts

JAGUARS TOTALS: 30 games, 0 starts

POSTSEASON TOTALS: 1 game, 0 starts

TRANSACTIONS: Selected by Jacksonville in fourth round (127th overall) of 2005 NFL Draft ... Traded to Seattle on 9/1/07 ... Placed on injured reserve on 10/2/07 ... Signed as a veteran free agent on 12/11/08.

PRO: All-purpose back who re-signed with the Jaguars on Dec. 11, 2008 ... Served as primary punt returner for the Jaguars from 2005-06 after being selected in the fourth round of the 2005 draft ... Spent the 2007 season with Seattle as part of a trade ... Career totals include 238 rushing yards on 58 carries with two TDs and 36 receptions for 276 yards ... Has 81 career punt returns for 693 yards (8.6 avg.) ... Played in all 16 games as a rookie in 2005 and finished with 986 all-purpose yards which ranked fourth in team history for rookies ... Set Jaguars single-season record with 49 punt returns in 2005 ... Selected in the fourth round (127th overall) in the 2005 NFL Draft ...

2008: Signed by the Jaguars as a veteran free agent on Dec. 11 after season-ending injury to Fred Taylor ... Was inactive on **12/18 vs. IND** ... Saw only action of the season on **12/28 at BAL** and scored a TD on a 23-yard reception in the first quarter. Marked first career receiving TD and career-long reception. Added one special teams tackle ...

2007: Played in three games with Seattle and caught one pass for one yard ... Placed on injured reserve on Oct. 2 after suffering a knee injury ... Played in the preseason with the Jaguars before being traded to Seattle on Sept. 1 in exchange for a sixth-round draft choice ...

2006: Played in 13 games as backup RB and primary punt returner ... Led club with 32 punt returns for 283 yards (8.8

avg.) ... Finished with 19 rushes for 89 yards and one TD along with two receptions for 12 yards ... **10/29 at PHI:** Returned four punts for 56 yards (14.0 avg.) with a career-long of 29 yards ... Had three rushes for nine yards on **11/5 vs. TEN** ... **11/26 at BUF:** Returned five punts for 39 yards ... Saw extensive action at RB on **12/10 vs. IND** and finished with a career-high 71 rushing yards on 13 carries and scored on a six-yard run. Combined with teammates for team-record 375 rushing yards against the Colts, the second-most in the NFL since the 1970 merger ...

2005: Played in all 16 games as a rookie ... Finished third on the team with 39 carries for 149 rushing yards and one TD and ranked fifth on the team with 32 receptions for 240 yards ... Set the Jaguars then single-season record with 49 punt returns for 410 yards (8.4 avg.) and added eight kickoff returns for 187 yards (23.4 avg.) ... Finished behind Fred Taylor (1,644 in 1998) and Derrick Wimbush (993 in 2005) for third in team history for all-purpose yards as a rookie ... Ranked second among NFL rookies in punt return average at 8.4-yards per attempt ... In first NFL game **9/11 vs. SEA**, forced a fumble on the opening kickoff that turned into a Jaguars field goal ... **9/18 at IND:** Totaled 102 all-purpose yards with 62 yards on kickoffs and 40 yards on two punt returns. Had career-long with a 24-yard punt return ... **10/26 at PIT:** Tallied a career-high 15 rushes with 22 yards and five receptions for 35 yards ... Set career-long rush of 45 yards on only carry **10/30 at STL** ... Set

ADMIN

COACHES

STAFF

PLAYERS

HISTORY

RECORDS

MISC.

team-record and career-highs with seven punt returns on **11/13 vs. BAL** and **12/18 vs. SF** ... Scored first career TD on a seven-yard rush on **1/1 vs. TEN** in season-finale ... **1/7 at NE**: Rushed two times for eight yards and returned three punts for 12 yards in AFC Wild Card Game ... Originally drafted in the fourth round (127th overall pick).

COLLEGE: Led team in rushing as a senior with a career-high 1,037 yards and led the ACC with 1,938 all-purpose yards, the fourth-highest total in ACC history and second in team history ... Set school record for a RB with 138 career receptions for 1,396 yards as a senior ... As a junior was the only player ranked in the top 10 in the ACC in rushing and receiving, finishing with 1,037 rushing yards and 10 TDs and 29 receptions for 402 yards ... Graduated with a degree in sports medicine.

PERSONAL: Married (Kristin) ... Lives in Charlotte, N.C. ... A three-year starter at TB at Charlotte Country Day ... Named Conference Player of the Year as a junior and senior and two-time All-State and All-Conference selection ... Two-time team MVP and team captain as a senior ... Established Charlotte-area career records with 5,316 rushing yards and 80 TDs and totaled 7,491 career all-purpose

yards ... State champion in the 100 and 200 meters on the track team ... Worked as an intern at Merrill Lynch in New York City in 2007 offseason ... Traveled to Africa in the 2007 offseason with other NFL players to conduct football clinics on behalf of Athletes in Action ... Attended classes in 2007 at the Wharton School of Business at the University of Pennsylvania as part of the NFL Business Management and Entrepreneurial program. ... In 2006, was frequent visitor and supporter of the Children's Home Society ... Spearheaded an effort to raise money for sporting equipment and clothes for children in the Manica Program in Mozambique, raising \$24,000 from teammates and other NFL players ... Winner of the 2006 Jaguars/Morgan Stanley Community Leader of the Year Award ... Actively supports and attends team sponsored events like Operation Blessing, Jaguars Annual Food Drive and the Jacksonville Jaguars Foundation Playbooks reading initiative ... Yearly supporter of Jaguars annual Taste of the NFL dinner ... Participates in the charitable efforts of this teammates ... Sponsored a group of foster children in 2005 for a holiday outing on the USS Kennedy ... Participated in the "NFL Broadcast Boot Camp" at NFL Films in June 2007 ... Full name: Francis Alvin Pearman II ... (pronounced PEER-man).

ALVIN PEARMAN'S REGULAR SEASON STATISTICS

RUSHING		GP/GS	NO	YDS	AVG	LG	TD
2005	Jacksonville	16/0	39	149	3.8	45	1
2006	Jacksonville	13/0	19	89	4.7	12	1
2007	Seattle	3/0	0	0	0.0	0	0
2008	Jacksonville	1/0	0	0	0.0	0	0
NFL totals: 4 years		33/0	58	238	4.1	45	2

RECEIVING		GP/GS	NO	YDS	AVG	LG	TD
2005	Jacksonville	16/0	32	240	7.5	19	0
2006	Jacksonville	13/0	2	12	6.0	7	0
2007	Seattle	3/0	1	1	1.0	1	0
2008	Jacksonville	1/0	1	23	23.0	23t	1
NFL totals: 4 years		33/0	36	276	7.7	23t	1

PUNT RETURNS		GP/GS	NO	FC	YDS	AVG	LG	TD
2005	Jacksonville	16/0	#49	15	410	8.4	24	0
2006	Jacksonville	13/0	*32	16	283	8.8	29	0
2007	Seattle	3/0	0	0	0	0.0	0	0
2008	Jacksonville	1/0	0	0	0	0.0	0	0
NFL totals: 4 years		33/0	81	31	693	8.6	29	0


ADDITIONAL STATISTICS: Kickoff returns: 8 for 187 yards in 2005, 3 for 56 yards in 2006; Special Teams Tackles: 1 in 2005, 2 in 2006; 1 forced fumble in 2005

#Team record

*Team leader


ALVIN PEARMAN'S POSTSEASON STATISTICS

RUSHING		GP/GS	NO	YDS	AVG	LG	TD	
2005	Jacksonville	1/0	2	8	4.0	4	0	
PUNT RETURNS		GP/GS	NO	FC	YDS	AVG	LG	TD
2005	Jacksonville	1/0	3	1	12	4.0	9	0



3 ADAM PODLESH
PUNTER

5-11, 200 LBS.
MARYLAND
BORN AUGUST 11, 1983
PITTSFORD, NEWYORK
ACQ. 4TH ROUND OF 2007 DRAFT
EXP: 3RD YEAR

GAMES PLAYED/STARTED: 2007 (16/0, 2/0), 2008 (11/0)

NFL TOTALS: 27 games, 0 starts

POSTSEASON TOTALS: 2 games, 0 starts

TRANSACTIONS: Originally drafted in the fourth round (101st overall) of the 2007 draft.

PRO: Second-year punter returns from knee injury that sidelined him for final five games of the 2008 season ... Possesses strong leg with solid directional kicking abilities ... Has played in 27 games and has punted 100 times for 4,238 yards with 42.4-yard average (36.7 net) ... Totaled 26 punts inside the 20 ... Also serves as holder on placekicks ... Finished rookie season ranked seventh in the AFC with a 36.9-yard net average with 14 punts downed inside the 20 and only two TBs ... Played in all 16 games and both postseason games ... Was first punter taken in the 2007 draft and highest drafted punter in Jaguars history ... Four-time All-Atlantic Coast Conference performer who finished with 43.1 career average ... First Maryland player drafted by the Jaguars ...

2008: Played in 11 games before suffering a knee injury on **11/23 vs. MIN** that forced him to miss final five games ... Recorded 46 punts for a 43.2-yard gross average and a 36.6-yard net average ... Had 12 punts downed inside the 20 and five TBs ... Added four special teams tackles ... **9/7 at TEN:** Had six punts for 37.0-yard average (31.2 net) with a long of 50. Had a career-high four punts inside the 20 with one touchback ... **9/14 vs. BUF:** Punted four times for a 50.5-yard average (36.0 net) with a long of 52 ... **9/21 at IND:** Had one punt for 60 yards that was downed inside the 20 ... **9/28 vs. HOU:** Punted two times for 46.5-yard average (35.0 net) with a long of 56. Lined up at TE on a fake punt for-

mation that resulted in a TD ... **10/5 vs. PIT:** Had five punts with a 46.6-yard average (39.6 net) with a long of 55 ... **10/26 vs. CLE:** Had three punts for a 46.7-yard average (38.3 net) with a long of 59 ... **11/2 at CIN:** Finished with six punts for a 45.0-yard average (41.3 net) with two punts inside the 20. Did not convert on an onside kick attempt in the fourth quarter ... **11/16 vs. TEN:** Set a franchise-record with 10 punts for 409 yards with a 40.9-yard average (39.5 net) with a long of 51 ... **11/23 vs. MIN:** Suffered a knee injury but did not leave the game. Was placed on injured reserve two days later ...

2007: Played in all 16 games and both postseason games at Pittsburgh and at New England ... Recorded 54 punts for a 41.6-yard gross average and a 36.9-yard net average with 14 punts inside the 20 and two TBs ... Had a long punt of 76 yards and did not have a punt blocked ... Had five punts for a 41.6-yard net average in the postseason ... **9/9 vs. TEN:** In first career game punted five times for a 42.2-yard average (36.8 net) with a long of 49. Filled in on kickoff duties after pregame injury to Josh Scobee ... **10/7 at KC:** Recorded solid game with four punts for a 45.0-yard average (45.0 net) and a long of 56. Had three punts inside the 20. Had punts downed at the 3, 8, and 5-yard line. All four punts came in the second half to help preserve the lead. ... **10/28 at TB:** Punted eight times for a 45.5-yard average (37.3 net) with a career-long 76 yarder, the second-long-

ADMIN

COACHES

STAFF

PLAYERS

HISTORY

RECORDS

MISC.



ADMIN

COACHES

STAFF

PLAYERS

HISTORY

RECORDS

MISC.

gest in team history and the second-longest punt of the season in the NFL ... **11/11 at TEN:** Punted five times for a 43.0-yard average (34.2 net) with a long of 49. Had one inside the 20 and one TB. Rushed two times for minus-two yards. Ran a fake field goal in the third quarter for no gain ... **12/16 at PIT:** Punted five times for a 29.0-yard average (26.6 net) with a long of 44. Had three inside the 20 ... **12/23 vs. OAK:** Punted four times for a 50.3-yard average (49.8 net) with a long of 57. Had two inside the 20. ... **1/5 at PIT:** In the AFC Wild Card Playoff Game, punted four times for 200 yards with a 50.0-yard average (43.0 net) with a long of 54. Had one inside the 20 and one TB. **1/12 at NE:** In AFC Divisional Playoff Game, punted once for 50 yards with a 36.0-yard net average.

COLLEGE: Was only four-time All-ACC selection in school history ... Ranked fourth in school history with 216 punts for 9,314 yards (43.1 avg.), the second-best average in school history and ninth-best in ACC history ... Ranked second in school history for career punting yards ... Had 83 career punts downed inside the 20 (38 pct.), including 35 inside the 10 ... Recorded career net yard average of 38.4 ... Did not have a punt blocked in his career ... Recipient of the team's Terrapin Club Award, given to the player that gave the greatest career contribution to football ... As a senior, punted 56 times for 2,400 yards (42.9 avg.) with 23 punts inside the 20, including nine inside the 10 ... Second-team All-ACC selection and

honorable mention All-America by Pro Football Weekly ... Ranked 22nd in nation and second in ACC with 42.9 average ... Semifinalist for Draddy Award, honoring the top student-athlete in the nation ... Earned first-team Academic All-ACC honors ... Graduated with a degree in marketing.

PERSONAL: Single ... Resides in Pittsford, N.Y. ... Attended Pittsford (N.Y.) Sutherland High ... Three-year letterman in football as a punter, FB and LB ... Named first-team All-State as a scholar-athlete by the New York Coaches' Association and earned All-Region honors from Super Prep ... Earned first-team All-State honors as a senior punter from the New York State Writers Association ... Also competed in track, posting the fastest 200-meter (21.58) and 400-meter times (50.5) in the state as a junior ... Ran the third leg of the state title-winning 4x100 relay team in 2000 ... Participated in and won the Lattera Links Celebrity Shootout at King and Bear in May of 2008 to benefit the St. Johns County Council on Aging ... Supports and attends team-sponsored events including the Food Drive and Jaguars Taste of the NFL dinner ... Attended the 2008 Students Against Underage Drinking Program for high school students ... Was inducted into the Rochester Jewish Sports Hall of Fame in June of 2008 ... Participated in the 2009 American Red Cross Charity Golf Tournament ... Full name: Adam Podlesh.

ADAM PODLESH'S REGULAR SEASON STATISTICS

PUNTING	GP/GS	NO	YDS	GROSS		NET		IN		
				AVG	FC	AVG	TB	20	LG	BK
2008 Jacksonville	16/0	54	2,249	41.6	4	36.9	2	14	76	0
2007 Jacksonville	11/0	46	1,989	43.2	13	36.6	5	12	60	0
NFL totals: 2 years	27/0	100	4,238	42.4	17	36.7	7	26	76	0

ADDITIONAL STATISTICS: 4 special teams tackles in 2008

ADAM PODLESH'S POSTSEASON STATISTICS

PUNTING	GP/GS	NO	YDS	GROSS		NET		IN		
				AVG	FC	AVG	TB	20	LG	BK
2007 Jacksonville	2/0	5	250	50.0	2	41.6	1	1	54	0

JAGUARS PRONUNCIATION GUIDE

Richard Angulo.....an-GOO-low	Brian Iwuh.....EE-woo
Todd Bouman.....BOW (like wow)-mun	Vince Manuwai..... MAH-new-why
Michael Desormeaux.....DEZ-or-mo	Rashean Mathis.....rah-SHEEN
Atiyah Ellison..... ah-TEE-ah	Jeremy Navarre.....nuh-VAR
Greg Estandia.....es-STAND-ee-uh	Uche Nwaneri.....OO-chay wah-NEHR-ee
David Garrard.....guh-RARD	Tony Pashos.....PAH-shose
George Hypolite.....HIP-o-lite	Adam Podlesh.....PAHD-lehsh
Peter Ittersagen..... itter-SAY-gun	Tiquan Underwood.....tie-KWAN
	Joe Zelenka.....zuh-LINK-uh




10 JOSH SCOBEE
PLACEKICKER

6-1, 210 LBS.
LOUISIANA TECH
BORN JUNE 23, 1982
LONGVIEW, TEXAS
ACQ. 5TH ROUND OF 2004 DRAFT
EXP: 6TH YEAR

GAMES PLAYED/STARTED: 2004 (16/0), 2005 (16/0, 1/0), 2006 (16/0), 2007 (8/0, 2/0), 2008 (16/0)

NFL TOTALS: 72 games, 0 starts

POSTSEASON TOTALS: 3 games, 0 starts

TRANSACTIONS: Originally drafted in the fifth round (137th overall) of the 2004 draft.

PRO: Owns second-highest field goal percentage in team history (Mike Hollis, 80.2 pct.) and ranks second in team history in scoring behind Hollis (764) ... One of the NFL's top kickoff specialists with a team-record 74 career touchbacks ... Has led the team in points the last five seasons and is only the third player in Jaguars history to score over 100 points in a season (Mike Hollis, Fred Taylor) ... Has served as the team's placekicker for the past five seasons after being drafted in the fifth round of the 2004 NFL draft ... Has connected on 104 of 131 field goals (79.4 percent) and 159 of 161 extra points for 471 points ... Had career-best streak of 15 consecutive made field goals snapped at Buffalo on Nov. 26, 2006, ending the third-longest streak in team history ... Set career-high with five field goals on Nov. 25, 2007 against Buffalo along with a career-high 18 points ... Ranked fourth in the AFC and ninth in the NFL in 2007 with 12 touchbacks, even after missing eight full games ... Had a field goal in 10 consecutive games from 2005-06, tying the team record set by Hollis in 1999 ... Has been named AFC Special Teams Player of the Week four times in five seasons ... Was the second placekicker taken in the 2004 draft after Nate Kaeding in the third round ...

2008: Played in all 16 games and connected on 19 of 25 field goals (76.0 percent) and 33 of 33 extra points for a team-high 90 points ... Made career-high four field goals from 50-plus yards ... Tied for sixth in the AFC and tied for 12th in the NFL with 10 touchbacks ... Kicked game-winning field goals in back-to-back games weeks 3 and 4 ... Had streak of 11

consecutive made field goals ... Part of special teams unit that led the NFL in opponents starting position after kickoffs (24.3 avg.) ... **9/7 vs. TEN:** Converted one of two field goals, missing from 37 yards and connecting from 27 yards ... **9/14 vs. BUF:** Hit on all three field goals, connecting from 28, 50 and 39 yards. Converted an onside kick attempt in the third quarter ... **9/21 at IND:** Was three-for-three on field goals including a 51-yard game-winning kick with four seconds remaining in the game. Also connected from 26 and 21 yards. Had six kickoffs with two touchbacks. Became only the fourth player in team history to surpass 400 career points. Named AFC Special Teams Player of the Week for his performance ... **9/28 vs. HOU:** Connected on all three field goals including a 37-yard game-winning kick in overtime. Also hit from 46 and 40 yards and converted all three PAT attempts ... **10/5 vs. PIT:** Did not attempt a field goal but connected on all three PAT attempts. Moved into second place in team history for most points scored (418) ... **10/12 at DEN:** Converted on only FG attempt of 48 yards and recorded three touchbacks ... **10/26 vs. CLE:** Connected on one-of-two field goal attempts, tying a franchise-record with a 53-yarder. First attempt of 38 yards was blocked by Shaun Rogers, ending a streak of 11 consecutive made field goals. Suffered a wrist injury in the game and was forced to wear a cast the remainder of the season ... **11/2 at CIN:** Was successful on both field goal attempts, hitting from 52 and 26 yards ... **11/9 at DET:** Made 100th career field goal from 34 yards ... **11/23 vs. MIN:**

ADMIN

COACHES

STAFF

PLAYERS

HISTORY

RECORDS

MISC.



ADMIN

COACHES

STAFF

PLAYERS

HISTORY

RECORDS

MISC.

Was one-of-three on field goals, connecting from 21 yards and missing wide left from 46 and 38 yards to mark only his third career game with two missed field goal attempts. ... **12/1 at HOU:** Was successful from 29 yards and missed wide right from 43 yards ... **12/7 at CHI:** Converted only field goal from 42 yards and lone PAT attempt ... **12/14 vs. GB:** Missed only field goal attempt from 51 yards as the kick hit the left upright ... **12/18 vs. IND:** Made only field goal attempt of 44 yards ... **12/28 at BAL:** Did not attempt a field goal but converted only PAT attempt ...

2007: Played in only eight games after injuring right quadriceps in pregame warm-ups on opening day ... Connected on 12 of 13 field goals (92.3 percent) and 26 of 27 extra points for a team-leading 62 points ... Led the team in scoring for fourth straight season ... Missed eight games after playing in the season opener and ended a streak of 49 consecutive games played ... **9/9 vs. TEN:** Injured quadriceps in pre-game warmups. Connected on only FG attempt, hitting from 22 yards. Converted one PAT. Did not kickoff for first time in career. ... **9/16 vs. ATL:** Missed game and ended streak of 49 consecutive games played ... **11/18 vs. SD:** Returned to action after missing previous eight games with a quadriceps injury and played in 50th career game. Connected on only FG attempt of 48 yards and all three PATs. Had five kickoffs with two touchbacks. ... **11/25 vs. BUF:** Connected on a career-high and tied team record with five of five field goals, hitting from 46, 33, 22, 23, 20. Converted three PATs. Had nine kickoffs with two touchbacks. Attempted 100th career field goal. ... **12/16 at PIT:** Connected on only field goal attempt from 36 yards and converted two of three PATs. ... **12/23 vs. OAK:** Did not attempt a field goal but connected on a team-record seven PATs ... **1/5 at PIT:** In AFC Wild Card Playoff Game, connected on one of two field goals, missing from 46 yards and hitting from 25. Converted all four PAT attempts. Made game-winning field goal with less than a minute remaining in the fourth quarter. ... **1/12 at NE:** In AFC Divisional Playoff Game, connected on both field goal attempts from 39 and 25 yards. Converted both PAT attempts ...

2006: Played in all 16 games and connected on 81.3 percent (26 of 32) of field goals and hit on all 41 PATs ... Ranked third in the AFC and fifth in the NFL with

a career-high 119 points ... Finished with career-high 21 touchbacks which ranked second in the NFL ... Was 14 of 19 from 40-plus yards and hit a NFL-best 14 field goals from 40-49 yards ... Selected to USA Today All-Joe Team which goes to players who have overachieved and are often overlooked ... **9/18 vs. PIT:** Connected on all three field goal attempts which accounted for all the Jaguars scoring ... **10/1 at WAS:** Was three-for-three on field goals with all three from 40-plus yards, marking first time in career with three 40-plus yard field goals in a game ... **11/5 vs. TEN:** Connected on three field goal attempts and four PATs for 13 points ... **11/20 vs. NYG:** Tied then career-high with four field goals and finished with a season-high 14 points ... **11/26 at BUF:** Was one of two on field goals, ending a streak of 15 consecutive field goals made ... **12/3 at MIA:** Tied season-long with a 48-yard field goal ... **12/10 vs. IND:** Tied season-high with 14 points as he finished three of four on field goals, five of five PATs and recorded four touchbacks on eight kickoffs ...

2005: Led the AFC and ranked second in the NFL with a career-high 20 touchbacks on 77 kickoffs (26.0 pct.) ... Led the team in scoring with 107 points after connecting on 23 of 30 field goals and 38 of 39 extra points ... Ranked 10th in the AFC in points ... Became third Jaguar to score over 100 points, joining Mike Hollis and Fred Taylor ... Won AFC Special Teams Player of the Week twice ... **9/11 vs. SEA:** Tied career-high with four field goals on five attempts, surpassing the 100 point mark in only his 17th career game. Also had four touchbacks, the only NFL player in Week One with multiple touchbacks ... **10/9 vs. CIN:** Was three for three on field goals and two for two on extra points for 11 points, including a 53-yard field goal that matched the team record ... **12/11 vs. IND:** Had one onside kick that was recovered by Rashean Mathis ... **12/30 vs. TEN:** Was two for two on field goals and four of five on extra points, snapping streak of 59 straight made extra points ... **1/7 at NE:** Hit on one of two field goals in AFC Wild Card Game ...

2004: Led team in scoring with 93 points after connecting on 24 of 31 field goals and 21 of 21 extra points ... Finished season tied for third in AFC touchbacks with 11 touchbacks on 58 kickoffs ... **10/24 at IND:** Collected a season-high 13 points on four of four field goals and



one extra point including the game-winning 53-yard field goal with 38 seconds remaining in the game and was named AFC Special Teams Player of the Week ... **11/28 at MIN:** Registered 10 points on three of three field goals, and one extra point and placed four of five kickoffs in end zone for touchbacks ... **1/2 at OAK:** Scored seven points on two of two field goal attempts.

COLLEGE: One of the premier placekickers in the country ... Won the kicking job as a true freshman and went on to set school career records, connecting on 66 of 92 field goals and 145 of 153 extra point attempts for 343 points ... Ranked second in field goal attempts in Western Athletic Conference history ... First-team All-WAC choice as a senior and earned second-team honors as a junior and sophomore ... Majored in sociology.

PERSONAL: Married (Melissa) ... Lives in Longview, Texas ... Attended Longview (Texas) High ... Handled punting and placekicking chores, earning first-team

All-District honors as a kicker and second-team All-East Texas accolades as a punter ... Converted 23 of 23 extra points and six of nine field goals as a senior ... Participates in school visits and celebrity golf tournaments ... Avid golfer ... Participated in the Laterra Links Celebrity Shootout at King and Bear in May of 2008 to benefit the St. Johns County Council on Aging ... Was celebrity guest at 2009 Child Cancer Fund Golf Tournament ... Participates in a variety of community outreach activities which includes time spent at Wolfson Children's Hospital and reading to elementary students ... Served as a marshal escort for all four of Tiger Woods' rounds at the 2009 Player's Championship at TPC Sawgrass ... Supports and attends team sponsored events including Food Drive Kickoff, Jaguars annual golf tournament, Jaguars Taste of the NFL dinner and the Jaguars Foundation Playbooks reading initiative ... Served as celebrity chef at the Salvation Army's Celebrity Chef's fundraiser in 2008 ... Full name: Joshua Taylor Scobee.

JOSH SCOBEE'S REGULAR SEASON STATISTICS

SCORING	GP/GS	PAT	ATT	FG	FGA	PCT	LG	PTS
2004 Jacksonville	16/0	21	21	24	31	77.4	53	*93
2005 Jacksonville	16/0	38	39	23	30	76.7	53	*107
2006 Jacksonville	16/0	41	41	26	32	81.3	48	*119
2007 Jacksonville	8/0	26	27	12	13	92.3	48	*62
2008 Jacksonville	16/0	33	33	19	25	76.0	53	*90
NFL totals: 5 years	72/0	159	161	104	131	79.4	53	471

FG ACCURACY	1-19	20-29	30-39	40-49	50+	TOTAL	PCT
2004 Jacksonville	0/0	10/10	8/11	5/7	1/3	24/31	77.4
2005 Jacksonville	0/0	9/9	7/8	5/10	2/3	23/30	76.7
2006 Jacksonville	0/0	5/6	7/7	14/18	0/1	26/32	81.3
2007 Jacksonville	0/0	6/6	3/3	3/4	0/0	12/13	92.3
2008 Jacksonville	0/0	7/7	3/6	5/7	4/5	19/25	76.0
NFL totals: 5 years	0/0	37/38	28/35	32/46	7/12	104/131	79.4

*Team leader

ADDITIONAL STATISTICS: Special teams tackles: 3 in 2004, 2 in 2005, 4 in 2006, 6 in 2008; 11 touchbacks on 62 kickoffs in 2004; 20 touchbacks on 78 kickoffs in 2005; 21 touchbacks on 83 kickoffs in 2006; 12 touchbacks on 46 kickoffs in 2007; 10 touchbacks on 63 kickoffs in 2008; Total 74 touchbacks on 332 kickoffs

JOSH SCOBEE'S POSTSEASON STATISTICS

SCORING	GP/GS	PAT	ATT	FG	FGA	PCT	LG	PTS
2005 Jacksonville	1/0	0	0	1	2	50.0	36	3
2007 Jacksonville	2/0	6	6	3	4	75.0	39	15
NFL totals: 5 years	3/0	6	6	4	6	66.7	39	18

JOSH SCOBEE'S SINGLE-GAME HIGHS

POINTS: 18 (11/25/07 vs. Buffalo)

EXTRA POINTS: 7 (12/23/07 vs. Oakland)

FIELD GOALS: 5 (11/28/07 vs. Buffalo)

FIELD GOAL ATTEMPTS: 5 (12/5/04 vs. Pittsburgh; 9/11/05 vs. Seattle; 11/28/07 vs. Buffalo)

LONGEST FIELD GOAL: 53 (10/24/04 at Ind.; 10/9/05 vs. Cin.; 10/26/08 vs. Cleveland)

ADMIN

COACHES

STAFF

PLAYERS

HISTORY

RECORDS

MISC.



ADMIN

COACHES

STAFF

PLAYERS

HISTORY

RECORDS

MISC.

**GAMES PLAYED/STARTED:** 2007 (14/0), 2008 (3/0)**NFL TOTALS:** 17 games, 0 starts**TRANSACTIONS:** Selected by Carolina Panthers in fifth round (164th overall) of 2007 NFL Draft ... Waived by Carolina on 8/30/08 ... Signed by Jacksonville as a veteran free agent on 11/26/08.

PRO: Young linebacker who excels on special teams ... Has played in 17 games in two seasons and totaled 18 special teams tackles ... Signed with the Jaguars during 2008 season to provide depth at LB and on special teams ... Was a fifth-round pick of Carolina in 2007 draft ... Started 32 games at Penn State, seeing action at RB, LB and DE...

2008: Saw action in three games for the Jaguars after signing on Nov. 26 and finished with four special teams tackles ... Spent preseason with Carolina before being waived on Aug. 30 ... Saw action in first game as a Jaguar on **12/1 at HOU** and had one special teams tackle ... Was inactive **12/7 at CHI** and **12/14 vs. GB** ... Had two special teams tackles on **12/18 vs. IND** and one tackle on **12/28 at BAL** ...

2007: Saw action in 14 games for Panthers and was inactive for two contests ... Contributed primarily on special teams and ranked second on the team with 14 tackles ... Tied for the team lead with two special teams tackles on **12/9 at JAX**, **12/16 vs. SEA** and **12/22 vs. DAL** ...

COLLEGE: Played in 46 games with 32 starts for Penn State under legendary coach Joe Paterno ... Saw action at TB, MLB, OLB and DE during career ... Recorded 177 tackles, 12 sacks, three forced fumbles, one fumble recovery,

one INT and 12 passes defended ... Rushed 14 times for 59 yards and registered one reception for 19 yards ... Started all 13 games as a senior ... Moved to his fourth different position during his Nittany Lions career, taking over LDE duties ... Registered 44 tackles and ranked second on the team with a career-high seven sacks ... Academic All-America first team ... Started every game as a junior, lining up at ROLB for the first five contests before shifting to MLB for the final seven ... Produced a career-high 76 tackles, 4.5 sacks, two forced fumbles and two passes defended ... Academic All-Big Ten Conference selection as a junior ... Recipient of the Jim O'Hara Award, given to the team's Most Improved Defensive Player as a sophomore ... Played in nine games with seven starts at MLB... Earned degree in management.

PERSONAL: Single ... Resides in Livonia, Mich. ... Attended Clarenceville (Mich.) High ... Established a program in the offseason with the linebackers to make bi-weekly visits to Wolfson Children's Hospital, where the players visit with patients, sign autographs and distribute gifts ... Played in the Balfour Beatty Golf Tournament in 2009 to benefit military men and women who need specially adapted homes ... Visited NFL YET Center YMCA in 2009 ... Served dinner at Trinity Rescue Mission in 2009 ... Full name: Timothy Bruce Shaw.

TIM SHAW'S REGULAR SEASON STATISTICS

TACKLES	GP/GS	TKL SOLO	ASST	ST	SACKS	FF	FR	PD	TFL
2007 Carolina	14/0	0	0	0	14	0.0	0	0	0
2008 Jacksonville	3/0	0	0	0	3	0.0	0	0	0
NFL totals: 2 years	17/0	0	0	0	17	0.0	0	0	0



52 DARYL SMITH LINEBACKER

6-2, 249 LBS.
GEORGIA TECH
BORN MARCH 14, 1982
ALBANY, GEORGIA
ACQ. 2ND ROUND OF 2004 DRAFT
EXP: 6TH YEAR

GAMES PLAYED/STARTED: 2004 (15/13), 2005 (16/16, 1/1), 2006 (16/16), 2007 (15/15, 2/2), 2008 (14/14)

NFL TOTALS: 76 games, 74 starts

POSTSEASON TOTALS: 3 games, 3 starts

TRANSACTIONS: Originally drafted in the second round (39th overall) of the 2004 draft.

PRO: Tough, smart and athletic defender who is emerging as one of the NFL's top linebackers ... Has started at both outside and middle linebacker in 74 of 76 games over five seasons since being selected in the second round (39th overall) of the 2004 draft ... Missed only three games in five seasons due to injuries ... Career totals include 612 tackles (386 solo), 13.0 sacks, three INTs, three forced fumbles and three fumble recoveries ... Surpassed 100 tackles in a season in four consecutive years ... Of 74 career starts 53 have been at OLB and 21 at MLB ... Assumed MLB position after injuries to Mike Peterson in 2006 and 2007 ... Ranked second on team the last two seasons in tackles including 130 in 2008 ... Recorded first career TD on a 77-yard fumble return in 2007 ... Led team in tackles for the first time in career with career-high 170 tackles in 2006 and was second on team with seven tackles for a loss ... Made 13 starts as a rookie at OLB in 2004, tying for fourth most in team history ...

2008: Started 14 games before going on injured reserve Dec. 16 with a groin injury ... Served as team captain ... Did not miss a snap in nine of 14 games and had at least nine tackles in eight games ... Started first eight games at OLB before moving to MLB for six games ... Ranked second on the team with 130 tackles (89 solo) along with 2.5 sacks, four passes defended, four tackles, seven QB pressures and one forced fumble ... **9/7 at TEN:** Did not miss a snap in season-opener and recorded six tackles ... **9/21 at IND:** Posted first sack of season on Peyton Manning ... **9/28 at HOU:**

Led team with a season-high 16 tackles along with one pass defended and one forced fumble ... Led team with 11 tackles on **10/5 vs. PIT** and nine tackles on **10/12 at DEN** ... Had seven tackles apiece on **10/26 vs. CLE** and **11/2 at CIN** ... **11/9 at DET:** Made first start of the season at MLB and led team with 13 tackles and two for a loss. Tied for team lead with 1.5 sacks. Split a sack of Daunte Culpepper with Derrick Harvey in the third quarter and dropped Drew Stanton in the fourth quarter ... **11/16 vs. TEN:** Started at MLB and made team-high 10 tackles ... **11/23 vs. MIN:** Finished with team-high nine tackles and notched fourth consecutive season with at least 100 tackles ... **12/7 at CHI:** Led team with 12 tackles and one for a loss ... **12/14 vs. GB:** Registered a team-high 12 tackles but left game in the fourth quarter with a groin strain and did not return. Was placed on injured reserve two days later ...

2007: Started the first 15 games before being rested in the regular season finale ... Started both playoff games ... After playing first 10 games at OLB moved to MLB following season-ending injury to Mike Peterson ... Ranked second on team with 117 tackles and tops with six tackles for a loss ... Added 1.5 sacks, eight passes defended, two fumble recoveries and scored first career TD on a fumble recovery against Houston ... Surpassed 100 tackles for the third consecutive season ... **9/23 at DEN:** Started at OLB and recorded five solo tackles while playing in 50th career game ... **10/14 vs. HOU:** Made 50th career start. Tallied nine tackles and returned a fum-

ADMIN

COACHES

STAFF

PLAYERS

HISTORY

RECORDS

MISC.



ADMIN

COACHES

STAFF

PLAYERS

HISTORY

RECORDS

MISC.

ble for 77 yards to score first career TD ... **10/22 vs. IND:** Started at OLB and recorded 10 tackles and one QB pressure ... **11/25 vs. BUF:** Made first start of the season at MLB replacing injured Mike Peterson. Led team with 12 tackles ... **12/2 at IND:** Started at MLB and recorded 10 tackles with two tackles for loss. Split sack of Peyton Manning with Paul Spicer ... **12/9 vs. CAR:** Started at MLB and led team with 10 tackles, one sack, two passes defended. Also recovered a fumble forced by John Henderson which led to a TD. Sacked Vinny Testaverde in the fourth quarter for a six-yard loss ... **12/23 vs. OAK:** Started at MLB and recorded seven tackles, one for a loss and one QB pressure. Made 60th career start ... **12/30 at HOU:** Inactive. Was rested in regular season finale ... **1/5 at PIT:** Started at MLB in AFC Wild Card Playoff Game and finished third on the team with 11 tackles and one for a loss ... **1/12 at NE:** Started at MLB in AFC Divisional Playoff Game and led team with 15 tackles, tied for fourth-most in team postseason history ...

2006: Started all 16 games with five at OLB and 11 at MLB ... Moved from the outside to the middle due to a season-ending injury to Mike Peterson ... Led team with a career-high 170 tackles, three sacks, one INT and one forced fumble ... Recorded double-digit tackles in nine games, including 17 tackles in two games (**11/12 vs. HOU, 12/10 vs. IND**) ... **10/22 at HOU:** Made first start at MLB and registered a team-high 16 tackles, one for a loss, one QB pressure and one pass defended ... **11/12 vs. HOU:** Made season-high 17 tackles along with one sack and one forced fumble ... **12/10 vs. IND:** Posted team-high 17 tackles and recorded a sack of RB Joseph Addai on an attempted pass play ... **12/31 at KC:** Led team with 12 tackles along with one sack and one INT off Trent Green ...

2005: Started all 16 games in second NFL season ... Ranked second on team behind LB Mike Peterson (190) with 117 tackles (68 solo) ... Led team with seven tackles for loss and registered career-high four sacks ... **9/11 vs. SEA:** In season-opener, made crucial INT in fourth quarter and finished with five tackles, one pass defended and one QB pressure ... **10/9 vs. CIN:** Had best all-around game with nine tackles, one sack, one forced fumble and one QB pressure. Picked up sack of Carson Palmer with 1:28 remaining in the game and forced a fumble to seal the victory ... **11/6 vs. HOU:** Registered 10 tackles along with

one sack ... **12/4 at CLE:** Had one sack ... **12/24 at HOU:** Recorded a career-high 18 tackles ... **1/7 at NE:** Started at OLB in AFC Wild Card Game and finished with eight solo tackles and one sack. Sacked Tom Brady on the final play of the first half ...

2004: Started 13 games and played in 15 ... Was slowed by a knee injury in the middle of the season, but still managed to finish with 78 tackles, and recorded two sacks, one INT and one fumble recovery ... **9/12 at BUF:** Started at OLB in first NFL game and collected eight tackles ... **10/3 vs. IND:** Grabbed first career INT off Peyton Manning ... **10/31 at HOU:** Suffered sprained knee and was inactive the next week vs. Detroit ... **12/12 vs. CHI:** Made nine tackles including the first sack and safety of career ... **12/19 at GB:** Totaled five tackles, one sack and one fumble recovery ... **1/2 at OAK:** Notched a season-high 11 tackles, three passes defended, including one in the end zone in the fourth quarter that saved a game-tying TD.

COLLEGE: Four-year letterman who led the team in tackles twice in four seasons ... Started 44 of 46 games, recording 383 tackles (207 solo) with 15 sacks, 48 tackles for loss, three INTs, four fumble recoveries and three forced fumbles ... Finished second on the team as a senior with a career-high 129 tackles ... Majored in biology.

PERSONAL: Married (Ramee) with a daughter (Daryn) ... Lives in Jacksonville ... Attended Dougherty County (Albany, Ga.) High ... Named to the Atlanta Journal-Constitution's Top 75 in Georgia ... Recorded 103 tackles, five sacks, four forced fumbles and two INTs as a senior ... Added 117 tackles and seven sacks as a junior ... Played in the Georgia-Florida All-Star Game ... Also lettered in baseball ... Established a program in the offseason with the linebackers to make bi-weekly visits to Wolfson Children's Hospital, where the players visit with patients, sign autographs and distribute gifts ... Attended the 2008 Campbell's Chunky Soup 'Click for Cans' donation event held at a local food bank ... Participated in the Jacksonville Association of Firefighters charity softball game in 2008 at Jacksonville University ... Visited children in the after-school program at the Police Athletic League in 2008 ... Participated in Children's Miracle Network fundraiser as a celebrity waiter ... Actively supports and attends team sponsored events like



Operation Blessing, Food Drive, Jaguars Taste of the NFL dinner, HabiJax, Draft Day Fan Fest, Jaguars annual golf tournament and Jaguars Foundations Playbook initiative ... Supported 2009 "Dance for a Cause" event for Jack Del

Rio Foundation ... Annual supporter of Jaguars Foundation's Playbook initiative ... Participated in Salvation Army's Women's Auxillary's event as a celebrity chef ... Full name: Daryl Lamont Smith.

DARYL SMITH'S REGULAR SEASON STATISTICS

TACKLES	GP/GS	TKL	SOLO	ASST	ST	SACKS	FF	FR	PD	TFL
2004 Jacksonville	15/13	78	43	35	3	2.0	0	1	3	3
2005 Jacksonville	16/16	117	68	49	0	4.0	1	0	0	7
2006 Jacksonville	16/16	*170	107	63	1	3.0	1	0	5	7
2007 Jacksonville	15/15	117	79	38	0	1.5	0	2	8	6
2008 Jacksonville	14/14	130	89	41	0	2.5	1	0	4	4
NFL totals: 5 years	76/74	612	386	226	4	13.0	3	3	20	27

INTERCEPTIONS	GP/GS	NO	YDS	AVG	LG	TD
2004 Jacksonville	15/13	1	0	0.0	0	0
2005 Jacksonville	16/16	1	0	0.0	0	0
2006 Jacksonville	16/16	1	4	4.0	4	0
2007 Jacksonville	15/15	0	0	0.0	0	0
2008 Jacksonville	0/0	0	0	0.0	0	0
NFL totals: 5 years	76/74	3	4	1.3	4	0

ADDITIONAL STATISTICS: 1 safety on 12/12/04 vs. Chicago; Returned a fumble 77 yards for a touchdown on 10/14/07 vs. Houston

DARYL SMITH'S POSTSEASON STATISTICS

TACKLES	GP/GS	TKL	SOLO	ASST	ST	SACKS	FF	FR
2005 Jacksonville	1/1	8	8	0	0	1.0	0	0
2007 Jacksonville	2/2	26	18	8	0	0.0	0	0
NFL totals: 5 years	3/3	34	26	8	0	1.0	0	0

* Team leader



31 SCOTT STARKS
CORNERBACK

5-9, 178 LBS.
WISCONSIN
BORN JUNE 27, 1983
ST. LOUIS, MISSOURI
ACO. 3RD ROUND OF 2005 DRAFT
EXP: 5TH YEAR

GAMES PLAYED/STARTED: 2005 (16/0, 1/0), 2006 (16/1), 2007 (16/0, 2/0), 2008 (1/0)

NFL TOTALS: 49 games, 1 start

POSTSEASON TOTALS: 3 games, 0 starts

TRANSACTIONS: Originally drafted in the third round (87th overall) of the 2005 draft.

PRO: Special teams standout who sees action at cornerback ... Played in only one game in 2008 after suffering a torn ACL in week three ... Did not miss a game in his first three seasons ... Ranked among top three on the team in special teams tackles in each of his first three seasons including a career-high 20 in 2007 ... Career totals include 48 tackles (29 solo), two INTs, two forced fumbles and 44 special teams tackles ... Posted

career-high 27 defensive tackles in 2006 along with his first career INT, returned 55 yards for a TD ... Selected in the third round (87th overall) in 2005 draft ...

2008: Played in only one game due to injuries ... Missed the last two preseason games and first two regular season games with a pectoral injury ... Missed final 12 regular season games after suffering a torn ACL on **9/21 at IND**, his

ADMIN

COACHES

STAFF

PLAYERS

HISTORY

RECORDS

MISC.



only action of the season ... Was placed on injured reserve on Sept. 24 ...

2007: Played in all 16 games for the third consecutive season ... Recorded 16 tackles (11 solo) and one INT ... Ranked third on team with career-high 20 special teams tackles ... Added four kickoff returns for 71 yards ... **10/7 at KC:** Saw action on special teams and downed two punts in the second half on the eight and five-yard line ... **10/28 at TB:** Tied for team-lead with three special teams tackles. Returned kickoffs for the first time in his career with two returns for 33 yards (16.5 avg.) ... **11/11 at TEN:** Made season-high four special teams tackles ... **11/18 vs. SD:** Saw extensive action at CB after Rashean Mathis left with a groin injury. Saw action on 40 plays and had two solo tackles and one pass defended ... **12/23 vs. OAK:** Saw action for 25 plays on defense and finished with three tackles. Collected three special teams tackles and returned a lateral on a punt return 56 yards which led to a Jaguars TD ... **12/30 at HOU:** Saw extensive action on defense and recorded season-high six tackles and intercepted Sage Rosenfels in the fourth quarter ... **1/5 at PIT:** Saw action on special teams in AFC Wild Card Game and recorded one tackle. Recorded two kickoff returns for 29 yards ... **1/12 at NE:** Saw action on special teams and played five snaps on defense in AFC Divisional Playoff Game. Finished with two solo tackles and one pass defended. Added two kickoff returns including a lateral from Maurice Jones-Drew and one special teams tackle ...

2006: Played in all 16 games for the second consecutive season and made first career start on Nov. 12 vs. Houston ... Finished with career-high 27 tackles, two forced fumbles, one INT and 14 special teams tackles ... **9/10 vs. DAL:** Had two special teams tackles in season-opener ... **9/24 at IND:** Saw action for 10 plays on defense after Brian Williams left with an injury in the fourth quarter ... **10/29 at PHI:** Participated in 24 plays on defense, finishing with three tackles and a team-high two special teams tackles ... **11/5 vs. TEN:** Had best game of his career as he recorded seven tackles, one forced fumble and first career INT. Intercepted Vince Young in the third quarter and raced 55 yards for his first career TD ... **11/20 vs. NYG:** Played in 43 plays and made four tackles and forced a fumble in the fourth quarter that stalled a drive ...

2005: Played in all 16 games as a rookie,

mainly on special teams ... Ranked third on the team with 10 special teams tackles ... Finished with four tackles and three passes defended ... **9/11 vs. SEA:** Saw first NFL action in nickel defense in season-opener ... **9/18 at IND:** Replaced starting RCB Kenny Wright for one play and made first career tackle ... **11/13 vs. BAL:** Led team with three special teams tackles and also saw action at CB ... **1/2 vs. TEN:** Saw extensive action (54 plays) in season-finale and finished with three solo tackles and three passes defended ... **1/7 at NE:** Played on special teams in AFC Wild Card Game.

COLLEGE: Started 48 of 51 games and finished with six career INTs ... Ranked third in school history with 52 passes defended ... Led team with 10 passes defended as a senior and was part of nation's No. 1 scoring defense ... Started 12 of 13 games as a junior and finished second in the Big 10 with 19 passes defended ... Also a member of track squad's 2004 outdoor Big Ten champion 4x100 relay team as a senior ... Majored in family and consumer journalism.

PERSONAL: Married (Teresa) with twins (daughter Sienna and son Santana) ... Lives in Jacksonville ... Attended Hazelwood East (St. Louis) High and was an All-America honoree as a senior ... Recorded 39 tackles and four INTs and rushed for 1,191 yards and scored 24 TDs as a senior in 2000 ... Finished with 4,633 career all-purpose yards (including 2,521 yards rushing) with 49 TDs ... Frequent visitor and supporter since 2005 of Clara White Mission and hosted the Scott Starks "Stars & Strikes" bowling event in 2008 and 2009 to benefit the organization. Spends time each week serving lunch to the homeless ... Signed autographs in February of 2008 at the Breast Cancer Awareness Marathon Expo ... Participated in the 2008 March of Dimes "Basketball Challenge" fundraiser ... Spoke at a youth leadership conference in March of 2008 presented by the Freedom Foundation ... Participated in annual Pepsi Pass, Punt & Kick event for adults in 2008 ... Participated in the Jacksonville Association of Firefighters charity softball tournament in April of 2008 at Jacksonville University ... 2006 Jaguars nominee for the Walter Payton Man of the Year Award ... Named the 2005 Jaguars/Morgan Stanley Community Leader of the Year ... Participates in a variety of community outreach activities including visits to local hospital ... Participated as a celebrity bowler for Big Brothers & Big Sisters

ADMIN

COACHES

STAFF

PLAYERS

HISTORY

RECORDS

MISC.



of Northeast Florida fundraiser ... Supports team sponsored events including Jaguars Taste of the NFL dinner and Jaguars annual Pep Rally ... Participated

in a kids' tennis clinic in conjunction with the 2009 MPS Group Championships and the Jack Del Rio Foundation ... Full name: Scott Doyle Starks.

SCOTT STARKS' REGULAR SEASON STATISTICS

TACKLES	GP/GS	TKL	SOLO	ASST	ST	SACKS	FF	FR	PD	TFL
2005 Jacksonville	16/0	4	3	1	10	0.0	0	0	3	0
2006 Jacksonville	16/1	27	14	13	14	0.0	2	0	2	0
2007 Jacksonville	16/0	16	11	5	20	0.0	0	0	3	0
2008 Jacksonville	1/0	0	0	0	0	0.0	0	0	0	0
NFL totals: 4 years	49/1	47	28	19	44	0.0	2	0	8	0

INTERCEPTIONS	GP/GS	NO	YDS	AVG	LG	TD
2006 Jacksonville	16/1	1	55	55.0	55t	1
2007 Jacksonville	16/0	1	7	7.0	7	0
NFL totals: 4 years	49/1	2	62	31.0	55t	1

ADDITIONAL STATISTICS: Gained 56 punt return yards on a lateral on 12/23/07 vs. OAK; Returned four kickoffs for 71 yards in 2007.

SCOTT STARKS' POSTSEASON STATISTICS

TACKLES	GP/GS	TKL	SOLO	ASST	ST	SACKS	FF	FR	PD	TFL
2005 Jacksonville	1/0	0	0	0	0	0.0	0	0	0	0
2007 Jacksonville	2/0	2	2	0	2	0.0	0	0	1	0
NFL totals: 4 years	3/0	2	2	0	2	0.0	0	0	1	0



72 TRA THOMAS
OFFENSIVE TACKLE

6-7, 316 LBS.
FLORIDA STATE
BORN NOVEMBER 20, 1974
DELAND, FLORIDA
ACQ. UFA 2009 (PHILADELPHIA)
EXP: 12TH YEAR

GAMES PLAYED/STARTED: 1998 (16/16), 1999 (16/15), 2000 (16/16, 2/2), 2001 (15/15, 3/3), 2002 (16/16, 2/2), 2003 (15/15, 2/2), 2004 (15/15, 3/3), 2005 (10/10), 2006 (16/16, 2/2), 2007 (15/15), 2008 (16/16, 3/3)

NFL TOTALS: 166 games, 165 starts

POSTSEASON TOTALS: 17 games, 17 starts

TRANSACTIONS: Originally drafted by Philadelphia in the first round (11th overall) of the 1998 draft ... Signed by Jacksonville as unrestricted free agent on 3/9/09.

PRO: Three-time Pro Bowl selection who started 165 of 166 games in 11 seasons with Philadelphia ... Native of DeLand, Florida, located 90 minutes south of Jacksonville, and former Florida State standout ... Was mainstay on the Eagles offensive line since being selected with the 11th overall pick in the 1998 draft ... Has missed only eight games due to injuries in 11 seasons ... Ranked second in Eagles history for games played by an offensive lineman (166) and fourth overall ... Ranked tied for third among active NFL players with 17 postseason starts (Jon Runyan, 21; Brian Dawkins, 18) ... Has played in five NFC Championship Games and one Super Bowl (Super Bowl

XXXIX in Jacksonville) ... Started 134 games in Philadelphia alongside Runyan (right tackle), the most by a tackle tandem in franchise history ... Was the second-longest tenured player in Philadelphia history (11 seasons), behind Brian Dawkins (13 seasons) ... Was selected as the starting left tackle on the Eagles 75th Anniversary team in a vote by the fans ...

2008: Started all 16 games for the fifth time in 11 seasons and played in all 16 games for the sixth time ... Started all three postseason games ... Part of offensive line that allowed a sack once every 27.3 pass plays (23 sacks, 606 attempts), the best ratio in franchise history ... The

ADMIN

COACHES

STAFF

PLAYERS

HISTORY

RECORDS

MISC.



23 sacks were the seventh-fewest in the NFL ... Played a major role on the NFL's ninth-ranked offense (350.5 avg.) ...

2007: Started 15 games at LT ... Was inactive on **9/30 at NYG** with a MCL sprain suffered on **9/23 vs. DET** ... Was part of an offensive line that paved the way for the NFL's yards from scrimmage leader in Brian Westbrook (2,104) and a rushing attack that ranked second in the NFL in yards per carry (4.7) ...

2006: Started all 16 games at LT and both postseason games ... Was part of an offensive line that allowed only 28 sacks, the team's lowest total since 1981 (22). It was the sixth-lowest sack total allowed in team history since records began being kept of the stat in 1963 and was tied for the eighth-fewest among NFL teams in 2006 ... Member of a starting line that was one of only two units in the NFL to start all 16 regular season games (and two playoff games) together ... Helped pave the way for the highest net yardage total (6,103) in team history ... Offense ranked second in the NFL with 381.4 yards per game ...

2005: Started first 10 games at LT before being placed on injured reserve on Nov. 25 ... Suffered a lower back injury on **11/20 at NYG** ...

2004: Started 15 games at LT and all three postseason games ... Started in Super Bowl 39 against New England in Jacksonville ... Selected to third Pro Bowl but did not play in the game ... Named All-NFC by Pro Football Weekly ... Played integral role in the success of one of the NFL's top-ranked offenses as the club threw for a team-record 4,208 passing yards ... Played in 100th NFL game on **10/24 at CLE** and made 100th start on **10/31 vs. BAL** ...

2003: Started 15 games and two postseason games ... Was part of an offensive line that protected QB Donovan McNabb and helped pave the way for RB attack that posted a combined 1,618 rushing yards and 2,465 total yards from scrimmage ... Was inactive on **12/15 at MIA** due to back spasms ...

2002: Started all 16 games and two postseason games ... Earned second Pro Bowl selection, his first as a starter ... Joined RT Jon Runyan and RG Jermaine Mayberry as the first trio of Eagles offensive linemen ever to go to the Pro Bowl in one season ... Was Associated Press, The

Sporting News and USA Today Sports Weekly All-Pro selection ... Named All-NFC by Pro Football Weekly ... Played major role on the NFL's fourth-ranked scoring offense (25.9 avg.), the highest average in franchise history ... Member of an offensive line that allowed the team's lowest sack total (36) in a 16-game season since 1981 (22) ...

2001: Started 15 games and three postseason games ... Played in first Pro Bowl after selection as the first alternate behind Orlando Pace, Chris Samuel and James Williams. Replaced Pace because of injury ... Helped RB Correll Buckhalter (129-586) set the franchise single-season rookie rushing record surpassing Keith Byars (177-577) in 1986 ... Missed a game for first time in career on **1/6 at TB** as many starters were rested ...

2000: Started all 16 games and two postseason games ... Was selected as the first alternate to the NFC Pro Bowl squad behind Orlando Pace, William Roaf and Korey Stringer ... Member of an offensive line that started all 16 regular season games and both playoff contests in the same combination. The Eagles were just one of four clubs to have the unit stay intact throughout the season and, since the NFL went to a 16-game schedule in 1978, became the first team in franchise history to accomplish that feat ... Helped open up holes during one of the greatest rushing performances in club history as Duce Staley gained 201 yards in the season opening win on **9/3 at DAL** and the team rushed for over 300 yards ...

1999: Played in all 16 games and made 15 starts ... Helped pave the way for Duce Staley's second consecutive 1,000-yard rushing campaign ...

1998: Started all 16 games as a rookie LT ... Selected to College and Pro Football Newsweekly NFL All-Rookie Team ... Made first NFL start on **9/6 vs. SEA** ... Faced All-Pro linebacker Derrick Thomas in the fourth game of his career on **9/27 vs. KC** and held Thomas without a sack or tackle.

COLLEGE: Played the "tight" OT position at Florida State, switching from LT to RT in order to match up against the opponents' top pass rushers ... Polished his skills during practice against future NFL players Andre Wadsworth, Peter Boulware, Reinard Wilson and Greg Spiers. Boulware and Wilson were first round picks. Wadsworth was the third

ADMIN

COACHES

STAFF

PLAYERS

HISTORY

RECORDS

MISC.



selection overall in 1998 and Spiers was taken in the third round ... Earned second-team All-America honors and first-team All-ACC honors as a senior ... Recipient of Jacob's Trophy, given to the ACC's top offensive lineman ... Helped offense lead the AFC and rank eighth in the nation with 452.1 total yards per game ... Played in all 11 games as a junior, making three starts at LT ... Was recruited as a DE by Florida State ... Majored in criminology.

PERSONAL: Married (Rose Chanea) with three sons ... Attended DeLand High School (Fla.) ... Played OT and DT ... Had his #95 jersey retired by his high school in 2006 ... Hobbies include: French lessons, Broadway shows, attending the opera, playing chess and Scattergories ... Would

like to coach offensive linemen in college following his playing career ... Set a Florida State record with 550-pound bench press ... Favorite NFL offensive lineman was Bob Brown, who was inducted into the Pro Football Hall of Fame in 2004 ... Father, William "Crane" Thomas, was an OT at Florida A&M and attended Atlanta's training camp in 1974 ... First job was working as a recreational advisor at a park in Florida ... Filmed a PSA for the Coast Guard at its Jacksonville base in Atlantic Beach to promote boating safety ... Visited West Jacksonville Elementary to reward students in the Jaguars Readers Program ... Served as instructor at NFL 101 Workshop for Women in 2009 ... Full name: William Thomas III.



11 MIKE WALKER
WIDE RECEIVER

6-2, 214 LBS.
CENTRAL FLORIDA
BORN NOVEMBER 21, 1984
ORLANDO, FLORIDA
ACQ. 3RD ROUND OF 2007 DRAFT
EXP.: 3RD YEAR

GAMES PLAYED/STARTED: 2007 (1R), 2008 (9/1)

NFL TOTALS: 9 games, 1 start

POSTSEASON TOTALS: 0 games, 0 starts

TRANSACTIONS: Originally drafted in the third round (79th overall) of the 2007 draft.

PRO: Precise route runner who saw first career action in 2008 ... Expected to play a large role in the passing game ... Played in nine games with one start and had 16 receptions for 271 yards ... Did not play as a rookie in 2007 after suffering a setback on his knee in the pre-season ... Had first career 100-yard receiving game on Oct. 5 vs. Pittsburgh, finishing with six receptions for 107 yards ... Selected in the third round of the 2007 draft after playing four seasons at Central Florida ... Ranked third in the nation as a senior with 90 receptions ... Only fourth receiver selected on the first day by the Jaguars in franchise history... First Central Florida player drafted by the Jaguars ...

2008: Saw first career action as he played in nine games with one start ... Finished with 16 receptions for 217 yards (13.6 avg.) ... Added three special teams tackles ... Played in first NFL game on **9/14 vs. BUF** ... Made first career catch

on **9/21 at IND**, an eight-yard reception that set up Josh Scobee's 51-yard game-winning field goal. Also led team with two special teams tackles ... **9/28 vs. HOU:** Had five receptions for 46 yards ... **10/5 vs. PIT:** Produced best totals of his career, finishing with six receptions for 107 yards (17.8 avg.) for his first career 100-yard receiving game. Picked up four first downs as receptions covered 18, 16, 14, 9, 32 and 18 yards despite suffering a knee sprain ... Was inactive with knee injury on **10/12 at DEN**, **10/26 vs. CLE** and **11/2 at CIN** ... Made first career start on **11/16 vs. TEN** and had two receptions for 15 yards ... Was inactive on **11/9 at DET**, **12/1 at HOU** and **12/7 at CHI** ... Saw action on special teams and at WR on **12/14 vs. GB** and **12/18 vs. IND** ... Made one reception for 23 yards in season-finale on **12/28 at BAL** ...

2007: Was placed on injured reserve on Sept. 1 with a knee injury ... Played in all

ADMIN

COACHES

STAFF

PLAYERS

HISTORY

RECORDS

MISC.



four preseason games ... Re-aggravated a left knee injury in preseason finale against Washington.

COLLEGE: Two-time All-Conference USA selection ... Played in 46 career games and had 184 receptions for 2,561 yards (13.9 avg.) and 17 TDs ... Recorded 100-plus yards in nine games ... Ranked third in school history in receiving yards and fourth in receptions ... Set school single-season record with 90 receptions as a senior, the third-highest in the nation and fourth-most in Conference USA history ... Averaged 98.2 receiving yards per game, the second-best total in the conference and seventh-best in the nation ... Saw action full-time at WR as a junior and ranked second on the team with 64 receptions for 855 yards and nine TDs ... Missed final two games of the season with a torn ACL in his left knee ... Started the first six games as a sophomore at LCB before switching back to SE for the final five games ... Had nine catches for 191 yards (21.2 avg.) with one TD and led team with three INTs ... Played in 12 games as a true freshman and had 21 receptions for 337 yards (16.0 avg.) ... Graduated with a degree in liberal stud-

ies.

PERSONAL: Single ... Resides in Orlando, Fla. ... Attended Edgewater (Orlando, Fla.) High ... Two-way starter and helped team to a 24-4 mark his final two seasons ... Recorded 40 receptions for 812 yards (20.3 avg.) and 10 TDs as a senior and registered 13 INTs in his final two seasons ... Selected to play in the Calif-Florida Bowl and had five receptions for 75 yards ... Earned All-District, All-County and All-Central Florida honors as a senior ... Played in the annual Jaguars Golf Tournament at Deerwood Golf & Country Club in 2008 ... Visited Barco-Newton Family YMCA in the summer of 2008 ... Visited Pine Forest Elementary in 2008 to encourage kids to stay active ... Visited more than 100 children at Wolfson Children's Hospital in December of 2008 to distribute teddy bears and autographed items to the patients ... Participated in a kids tennis clinic in 2009 in conjunction with the MPS Group Championship and the Jack Del Rio Foundation ... Active participant of Jaguars Rookie Club in 2007 ... Full name: Mike Walker.

MIKE WALKER'S REGULAR SEASON STATISTICS

RECEIVING	GP/GS	NO	YDS	AVG	LG	TD
2008 Jacksonville	9/1	16	217	13.6	32	0

ADDITIONAL STATISTICS: 3 special teams tackles in 2008



34 CHAUNCEY WASHINGTON
RUNNING BACK

5-11, 222 LBS.
SOUTHERN CALIFORNIA
BORN APRIL 29, 1986
TORRANCE, CALIFORNIA
ACQ. 7TH ROUND OF 2008 DRAFT
EXP: 2ND YEAR

GAMES PLAYED/STARTED: 2008 (6/0)

NFL TOTALS: 6 games, 0 starts

POSTSEASON TOTALS: 0 games, 0 starts

TRANSACTIONS: Originally drafted in the seventh round (213th overall) of the 2008 draft.

PRO: Competing for playing time at RB and on special teams ... Played in six games as rookie ... Earned a roster spot in the preseason by leading the team in rushing and receiving ... Only offensive player drafted by the Jaguars in 2008 ... Became sixth USC player drafted by the Jaguars ... Led USC in rushing his final two seasons ...

2008: Appeared in six games, mainly on special teams ... Finished with three special teams tackles and rushed four times for nine yards ... Led team in the preseason with 38 rushes for 115 yards and 12 receptions for 75 yards ... Was inactive for first three games ... Saw action in first game on **9/28 vs. HOU** and recorded one special teams tackle ... Saw first



action at RB on **12/1 at HOU** and had one reception for nine yards ... Recorded first career rush on **12/14 vs. GB** which went for six yards and added one special teams tackle ... Finished with three carries for three yards and one special teams tackle on **12/18 vs. IND** ... Saw limited action at RB and on special teams on **12/28 at BAL** ...

COLLEGE: Started 14 of 32 games and totaled 1,778 rushing yards on 371 carries with 19 TDs ... Added 17 receptions for 158 yards and two TDs ... Led USC in rushing his final two seasons ... Concluded career ranked 22nd on USC's all-time rushing list ... Finished with four career 100-yard rushing games ... Was invited to Senior Bowl ... As a senior in 2007 played in all 12 games with 10 starts at TB ... Led team with 969 rushing yards on 195 carries (5.0 avg.) with 10 TDs and had seven receptions for 59 yards and two TDs ... Averaged 80.7 rushing yards per game ... Earned All-Pac-10 honorable mention and Rivals.com All-Pac-10 second-team ... Led team in rushing as a junior in 2006 with 744 yards on 157 carries with nine TDs ... Appeared in all 13 games with four starts ... Had 157 carries which went for nine TDs ... Added nine receptions for 93

yards ... Did not play in 2004-05 after being ruled academically ineligible ... Played in seven games as a freshman in 2003 and finished with 65 rushing yards on 19 carries and added a six-yard reception... Majored in sociology.

PERSONAL: Single ... Resides in Los Angeles, Calif. ... Attended South Torrance (Calif.) High ... Earned 2002 Super Prep All-America, Prep Star All-America, Tom Lemming All-America and Super Prep All-Farwest honors as a senior RB ... As a senior, rushed for 1,549 yards on 140 carries (11.1 avg.) with 23 TDs and caught 13 passes for 200 yards (15.4 avg.) with two TDs despite missing five games with a knee injury ... Also competed for soccer and track (with a best of 10.5 in the 100 meters) teams ... Active participant of 2008 Jaguars Rookie Club ... Became involved with Southside Middle School football team in 2008, attending games and practices ... Visited Ribault High School for the Daniel children's home holiday party ... Teamed up with Lift Up America and Tyson Foods to distribute food to more than 50 area soup kitchens and food pantries ... Full name: Chauncey Washington.

CHAUNCEY WASHINGTON'S REGULAR SEASON STATISTICS

RUSHING	GP/GS	NO	YDS	AVG	LG	TD
2008 Jacksonville	6/0	4	9	2.3	6	0
RECEIVING	GP/GS	NO	YDS	AVG	LG	TD
2008 Jacksonville	6/0	1	9	9.0	9	0

ADDITIONAL STATISTICS: 3 special teams tackles in 2008

THE TURNSTILE COUNT

TOP HOME ATTENDANCES

ATTENDANCE	DATE	OPPONENT	W/L	SCORE
76,877	Dec. 5, 2004	Pittsburgh Steelers	L	16-17
75,206	Jan. 23, 2000 *	Tennessee Titans	L	14-33
75,173	Jan. 15, 2000 *	Miami Dolphins	W	62-7
74,143	Dec. 28, 1998	Pittsburgh Steelers	W	21-3
74,051	Oct. 12, 1998	Miami Dolphins	W	28-21
73,446	Dec. 7, 1997	New England Patriots	L	20-26

TOP ROAD ATTENDANCES

ATTENDANCE	DATE	OPPONENT	W/L	SCORE
89,450	Oct. 1, 2006	Washington Redskins	L (ot)	30-36
78,817	Jan. 10, 1999 *	New York Jets	L	24-34
78,337	Nov. 3, 2002	New York Giants	L	24-17
78,216	Oct. 11, 1999	New York Jets	W	16-6
77,934	Sept. 15, 2002	Kansas City Chiefs	W	23-16
77,924	Dec. 23, 2000	New York Giants	L	25-28

* Playoff game



ADMIN

COACHES


STAFF

PLAYERS

HISTORY

RECORDS

MISC.



6 STEVE WEATHERFORD
PUNTER

6-3, 210 LBS.
ILLINOIS
BORN DECEMBER 17, 1982
TERRE HAUTE, INDIANA
ACQ. VETERAN FREE AGENT 2008
EXP.: 4TH YEAR

GAMES PLAYED/STARTED: 2006 (16/0, 2/0), 2007 (16/0), 2008 (14/0)

NFL TOTALS: 46 games, 0 starts

JAGUARS TOTALS: 5 games, 0 starts

POSTSEASON TOTALS: 2 games, 0 starts

TRANSACTIONS: Signed as an undrafted rookie free agent by New Orleans on 5/16/06 ... Waived by New Orleans 10/20/08 ... Claimed off waivers by Kansas City on 10/22/08 ... Waived by Kansas City on 11/4/08 ... Signed by Jacksonville as a veteran free agent on 11/25/08.

PRO: Fourth-year punter who has played in 46 games in three seasons ... Versatile performer can also handle kick-off duties ... Played for three different teams in 2008 including five games with the Jaguars ... Was signed by the Jaguars on Nov. 25 after a season-ending injury to Adam Podlesh ... Also played seven games for New Orleans and two games for Kansas City ... Career totals include 199 punts for 8,647 yards with 43.5-yard average (36.4 net) with 47 inside the 20 and 24 touchbacks ... Spent parts of three seasons with the Saints (2006-08) after signing as a rookie free agent in 2006 ...

2008: Handled punting duties for three different teams with action in seven games for New Orleans, two games for Kansas City and the final five games with the Jaguars ... Finished season with 59 punts for 2,521 yards with a 42.7-yard average (34.1 net) ... Booted 26 punts for 1,094 yards with 42.1-yard average (34.2 net) with five inside the 20 and three touchbacks for New Orleans with two special teams stops ... Was waived by New Orleans on October 20 ... Punted 12 times for 512 yards with 42.7-yard average (27.8 net) with one inside the 20 and four touchbacks with Kansas City ... Was waived by Kansas City on Nov. 4 ... Joined the Jaguars on Nov. 25 and played in five games, punting 21 times for 915 yards with 43.6-yard average (37.7 net) ... Saw first action as a Jaguar on **12/1 at HOU** and punted three times for a 40.3-yard average (31.0 net). Had two onside kickoff attempts ... **12/7 at**

CHI: Had seven punts for a 40.1-yard average (37.0 net) with a long of 47 ... Recorded 49.5-yard average (38.3 net) on four punts on **12/14 vs. GB** ... Finished season on **12/28 at BAL** with four punts for a 46.5-yard average (41.5 net) with a long of 57 ...

2007: Served as the Saints' punter in 16 games ... Punted 63 times for 2,757 yards with 43.8-yard average (37.2 net) with 20 inside the 20 and four TBs ... Also had one rush for five yards and one special teams tackle ...

2006: Handled the punting duties in all 16 games, tallying 77 punts for 3,369 yards with 43.8-yard average (37.5 net) with 19 inside the 20 and 10 TBs ... Also had one special teams tackle ... Talled three punts for a 40.3-yard average (36.0 net) with one inside the 20 in NFC Divisional Playoff Game on **1/13/07 vs. PHI** ... Punted five times for 194 yards with 38.8-yard average (30.0 net) with one inside the 20 in the NFC Championship Game on **1/21/07 at CHI**.

COLLEGE: Punted 193 times for 8,402 yards ... Career average of 43.5 was the highest mark in school history ... Punted 67 times for 2,856 yards (42.6 gross) as a senior in 2005 ... Talled 57 punts for a 45.4 gross average with 23 inside the 20 to earn first-team All-Big 10 honors as a junior in 2004 ... Majored in kinesiology.

PERSONAL: Married (Laura) with a son, Ace ... Lives in New Orleans ... A prep



standout at Terre Haute (Ind.) High ... Full name: Steven Thomas
Also competed in the heptathlon in track Weatherford.

STEVE WEATHERFORD'S REGULAR SEASON STATISTICS

PUNTING	GP/GS	NO	YDS	GROSS	NET	IN		LG	BK
				AVG	AVG	TB	20		
2006 New Orleans	16/0	77	3,369	43.8	37.5	10	19	59	0
2007 New Orleans	16/0	63	2,757	43.8	37.2	4	20	61	0
2008 NO/K.C./Jax.	14/0	59	2,521	42.7	34.1	10	8	61	0
NFL totals: 3 years	46/0	199	8,647	43.4	36.4	24	47	61	0
Jaguars totals: 1 year	5/0	21	915	43.6	37.7	3	2	57	0

ADDITIONAL STATISTICS: Special teams tackles: 1 in 2006; 1 in 2007; 4 in 2008.
One rush for five yards on 10/7/07 vs. Carolina.

STEVE WEATHERFORD'S REGULAR SEASON STATISTICS

PUNTING	GP/GS	NO	YDS	GROSS	NET	IN		LG	BK
				AVG	AVG	TB	20		
2006 New Orleans	2/0	8	315	39.4	32.3	1	2	47	0



29 BRIAN WILLIAMS
DEFENSIVE BACK

5-11, 202 LBS.
NORTH CAROLINA STATE
BORN JULY 2, 1979
HIGH POINT, NORTH CAROLINA
ACO. UFA 2006 (MINNESOTA)
EXP: 8TH YEAR

GAMES PLAYED/STARTED: 2002 (16/7), 2003 (16/16), 2004 (16/16, 2/2), 2005 (14/9), 2006 (15/15), 2007 (14/14, 2/2), 2008 (16/16)

NFL TOTALS: 107 games, 93 starts

JAGUARS TOTALS: 45 games, 45 starts

POSTSEASON TOTALS: 4 games, 4 starts

TRANSACTIONS: Originally drafted in the fourth round (105th overall) by Minnesota in the 2002 draft ... Signed by Jacksonville as unrestricted free agent on 3/11/06.

PRO: Durable and versatile defender who can play both CB and S ... Has played in 107 games with 93 starts in seven seasons ... Career totals include 484 tackles (387 solo), 18 INTs, four sacks, nine forced fumbles, one fumble recovery and 42 special teams tackles ... Has at least one forced fumble in six of seven seasons ... Started first five games of 2008 season at SS and moved to CB for final 11 games ... Started on the right side opposite Rashean Mathis and led team with 14 passes defended in 2007 and set Jaguars' team record with an INT in three consecutive games ... Signed as unrestricted free agent from Minnesota in 2006 ... Has started four postseason games ... Was originally a fourth-round pick (105th overall) of Minnesota in 2002 draft ... Tied Minnesota's single-game record with three INTs against Detroit on Nov. 23,

2003 ... Only the fourth player in Vikings history to post 200-plus yards on INT returns in a season (2003) ... Holds Vikings record for single-season sacks by a CB with three in 2003 ...

2008: One of only four Jaguars to start all 16 games (Tony Pashos, Khalif Barnes, David Garrard) ... Started first five games at SS before moving to CB for final 11 games, replacing Drayton Florence ... Ranked fourth on the team and led the secondary with 89 tackles (78 solo), the second-highest total of his career ... Added two INTs, seven passes defended and three tackles for loss ... Opened the season at SS on **9/7 at TEN** and led secondary with seven tackles ... Followed with 11 tackles on **9/14 vs. BUF** ... Intercepted Peyton Manning in the third quarter on **9/21 at IND** and returned it 27 yards to set up a TD ...

ADMIN

COACHES

STAFF

PLAYERS

HISTORY

RECORDS

MISC.



ADMIN

COACHES

STAFF

PLAYERS

HISTORY

RECORDS

MISC.

10/5 vs. PIT: Started at SS but moved to CB in the second quarter ... **10/12 at DEN:** Started at CB and made five solo tackles along with two passes defended ... **11/2 at CIN:** Recorded three solo tackles and picked off Ryan Fitzpatrick in the third quarter ... **12/1 at HOU:** Recorded five tackles (four solo) and one pass defended ... **12/7 at CHI:** Led the secondary with 10 tackles (nine solo) ... **12/18 vs. IND:** Totaled nine tackles (eight solo), one for a loss ...

2007: Started 14 games at RCB opposite Rashean Mathis ... Finished with 71 tackles (51 solo), one forced fumble, three INTs and team-high 14 passes defended ... Set team record with an INT in three consecutive games ... Ranked fifth on the team in tackles ... Missed two games with hamstring injury ... Did not miss a snap in nine of 14 games ... **9/9 vs. TEN:** Recorded season-high eight tackles (seven solo) and one pass defended in season-opener. Did not miss a snap ... **10/14 vs. HOU:** Registered six solo tackles, team-high three passes defended and intercepted Matt Schaub ... **10/22 vs. IND:** Posted six tackles and intercepted Peyton Manning, his second consecutive game with an INT ... Was inactive on **10/28 at TB** and **11/4 at NO** with hamstring injury ... **11/11 at TEN:** Returned to lineup and set a franchise record with an INT in his third consecutive game. Picked off Vince Young in the fourth quarter at Jaguars' one-yard line to end the Titans' final drive. Added five tackles (three solo) and one pass defended that led to a Mike Peterson INT ... **12/16 at PIT:** Finished with five tackles and forced a fumble off Santonio Holmes on last play of the first half. Made his 75th career start ... **12/23 vs. OAK:** Tied season-high with eight tackles (four solo) and added two passes defended ... **12/30 at HOU:** Played first half in season finale and had three tackles and one pass defended ... **1/5 at PIT:** Started in AFC Wild Card Game and finished with nine tackles (six solo) and one pass defended ... **1/12 at NE:** Recorded one tackle in AFC Divisional Playoff Game and held Randy Moss to only one reception. One of only two defensive players (LB Justin Durant) to not miss a snap ...

2006: Started 15 games in first season in Jacksonville and totaled 63 tackles (47 solo), one forced fumble, one INT and six special teams tackles ... **9/10 vs. DAL:** Registered six tackles and two passes defended in season-opener ... **10/1 at**

WAS: Made seven tackles and forced a fumble ... **10/8 vs. NYJ:** Collected first INT as a Jaguar as he picked off Chad Pennington ... **11/12 vs. HOU:** Tallied seven tackles (four solo) and one pass defended ... **11/26 at BUF:** Was inactive with hamstring injury ... **12/3 at MIA:** Returned to the lineup and finished with five tackles while not missing a snap ...

2005: Played in 14 games with nine starts ... Was inactive for two games with injuries ... **11/6 vs. DET:** Had five tackles, one sack, and one forced fumble ... **11/13 at NYG:** Picked off Eli Manning and had five tackles ... **11/21 at GB:** Recorded INT in second consecutive game with pick of Brett Favre at Lambeau Field ... **12/11 vs. STL:** Made season-high two INT and six tackles along with one forced fumble ...

2004: Started all 16 games and two postseason games ... Ranked sixth on the team with a career-high 92 tackles and led team with 16 passes defended ... Finished with two INTs, two forced fumbles and led secondary with four tackles for loss ... Suffered knee injury in training camp, but was back in starting role to start the season ... **9/12 vs. DAL:** Started at CB following Ken Irvin's pre-game warmup Achilles injury in season opener and finished with eight tackles ... **9/20 at PHI:** Forced a fumble in first Monday Night game ... **11/28 vs. JAX:** Recorded nine tackles, one forced fumble and two passes defended ... **12/12 vs. SEA:** Picked off Matt Hasselbeck for his first INT of the season ... **12/19 at DET:** Recorded INT for second consecutive game to go along with seven tackles ... **1/9 at GB:** Made eight tackles and first postseason INT in NFC Wild Card Game ...

2003: Started all 16 games for the first time in his career ... Totaled 80 tackles (63 solo), five INTs, three sacks and two forced fumbles ... Helped club rank second in the NFL with 28 INTs, trailing only New England (29) ... Three sacks set a team record for a CB ... Ranked fifth on the team in tackles and led team with 20 passes defended ... Totaled 205 INT return yards, becoming only the fourth player in team history with 200-plus yards on INT returns ... **9/7 at GB:** Picked off Brett Favre in season-opener and returned it 77 yards ... **9/21 at DET:** Set a career-high with 10 tackles (seven solo) ... **9/28 vs. SF:** Posted six tackles and one INT along with three passes defended ... **10/5 at ATL:** Took a lateral



from Brian Russell on an INT of Doug Johnson after a 28-yard return and returned the ball another 50 yards to set up a Vikings score ... **11/16 at OAK:** Finished with six tackles, one sack and one forced fumble ... **11/23 vs. DET:** Tied club's single-game record with three INTs, earning NFC Defensive Player of the Week honors ...

2002: Stepped in as a rookie and played in all 16 games with seven starts ... Led the team with 12 passes defended ... Finished with 44 tackles, one forced fumble, one fumble recovery and one INT ... Added 12 special teams tackles ... **9/29 at SEA:** Recovered a fumble by Seahawks punter Jeff Feagles that set up a Vikings TD ... **11/17 vs. GB:** Earned first career start and finished with four tackles and one pass defended ... **12/29 at DET:** Started in season-finale and recorded first career INT and first career forced fumble.

COLLEGE: Three-year starter for North Carolina State at FS and CB ... Also excelled on special teams ... Started 10

of 11 games as a senior at RCB ... Moved from FS to RCB prior to junior season ... Started all 12 games at FS as sophomore ... Led team as a sophomore and ranked fifth in the ACC with a career-high 131 tackles, the best single-season total by a Wolfpack player since 1994 ... Majored in sociology.

PERSONAL: Single ... Resides in Raleigh, N.C. ... Attended Southwest Guilford High (High Point, N.C.) ... Selected as Piedmont Triad 3A 1997 Player of the Year ... Named to Raleigh News and Observer Carolinas' Top 25 prospect recognition ... Played in 1997 Shrine Bowl Game ... Participates in charity golf tournaments ... Enjoys reading to kids and visiting elementary schools ... Supports the Jacksonville Jaguars Foundation Playbooks reading initiative ... Supports and attends team sponsored events including Draft Day Fan Fest and annual Jaguars golf tournament ... Distributed Thanksgiving care packages for needy families in 2008 ... Full name: Brian Williams.

BRIAN WILLIAMS' REGULAR SEASON STATISTICS

	GP/GS	TKL	SOLO	ASST	ST	SACKS	FF	FR	PD	TFL
2002 Minnesota	16/7	44	38	6	12	0.0	1	1	12	0
2003 Minnesota	16/16	80	63	17	13	3.0	2	0	20	5
2004 Minnesota	16/16	92	71	21	2	0.0	2	0	16	4
2005 Minnesota	14/9	46	40	6	9	1.0	2	0	11	1
2006 Jacksonville	15/15	63	47	16	6	0.0	1	0	14	0
2007 Jacksonville	14/14	70	50	20	0	0.0	1	0	14	0
2008 Jacksonville	16/16	89	78	11	0	0.0	0	0	7	3
NFL totals: 7 years	107/93	484	387	97	42	4.0	9	1	94	13
Jaguars totals: 3 yrs	45/45	222	175	47	6	0.0	2	0	35	3

	GP/GS	NO	YDS	AVG	LG	TD
2002 Minnesota	16/7	1	2	2.0	2	0
2003 Minnesota	16/16	5	205	41.0	77	0
2004 Minnesota	16/16	2	14	7.0	14	0
2005 Minnesota	14/9	4	59	14.8	31	0
2006 Jacksonville	15/15	1	4	4.0	4	0
2007 Jacksonville	14/14	3	10	3.3	6	0
2008 Jacksonville	16/16	2	31	15.5	27	0
NFL totals: 7 years	107/93	18	325	18.1	77	0
Jaguars totals: 3 yrs	45/45	6	45	7.5	27	0

ADDITIONAL STATISTICS: Returned a lateral 50 yards on interception on 10/5/03 at Atlanta

BRIAN WILLIAMS' POSTSEASON STATISTICS

	GP/GS	TKL	SOLO	ASST	ST	SACKS	FF	FR
2004 Minnesota	2/2	12	10	2	0	0.0	0	0
2007 Jacksonville	2/2	10	7	3	0	0.0	0	0
NFL totals: 7 years	4/4	22	17	5	0	0.0	0	0

	GP/GS	NO	YDS	AVG	LG	TD
2004 Minnesota	2/2	1	0	0.0	0	0
2007 Jacksonville	2/2	0	0	0.0	0	0
NFL totals: 7 years	4/4	1	0	0.0	0	0

ADMIN

COACHES

STAFF

PLAYERS

HISTORY

RECORDS

MISC.



ADMIN

COACHES

STAFF

PLAYERS

HISTORY

RECORDS

MISC.



GAMES PLAYED/STARTED: 2001 (16/16), 2002 (5/5), 2003 (16/16), 2004 (16/16), 2005 (16/16, 1/1), 2006 (16/16), 2007 (15/10, 2/2), 2008 (1/1)

NFL TOTALS: 101 games, 96 starts

POSTSEASON TOTALS: 3 games, 3 starts

TRANSACTIONS: Originally drafted in the second round (43rd overall) of the 2001 draft.

PRO: Ninth-year veteran has the versatility to play both guard and tackle, making 85 starts at RT, 2 at LT and 9 at RG ... Returns to action after missing 15 games last season with a biceps injury suffered in season-opener ... Re-signed with the Jaguars in the 2008 offseason ... Has started 96 of 101 games including 64 consecutive starts and every game in five of eight seasons ... Streak of 64 straight starts is 5th-longest in team history ... Played major role on offensive line that helped Jaguars rush for the two highest single-season totals in franchise history from 2006-07 including a single-season franchise record 2,541 rushing yards in 2006 ... Part of an offensive line that led Jaguars to a franchise-record 375 rushing yards against Indianapolis on Dec. 10, 2006 ... Member of offensive line in 2003 that allowed the fewest sacks in team history (23) and helped Fred Taylor rush for a team-record 1,572 yards ... Second-round draft choice who started all 16 games in 2001 and 2003 and first five games of 2002 before suffering a season-ending leg injury ... Became only fourth Jaguar to start every game in his rookie season ... Was fourth OT drafted in 2001 ...

2008: Started at RG in season-opener on **9/7 at TEN** and suffered a season-ending biceps injury in warmups ... Marked only second time in eight seasons missing more than one game ...

2007: Started 10 of 15 games (2 at LT, 8 at RG) ... Part of offensive line that allowed only 31 sacks, the third-fewest in team history ... Jaguars ranked second in the NFL with 2,391 rushing yards (149.4 avg.), the second-most in team

history ... Streak of 64 consecutive starts at RT ended on opening day ... **9/23 at DEN:** Saw action at LT when Khalif Barnes left game with an ankle injury ... **10/7 at KC:** Started at LT for first time in career after making 85 starts at RT... **11/4 at NO:** Started at LT but moved to RG after Chris Naeole left with a quadriceps injury. Did not miss a snap ... Started final eight regular season games at RG for Naeole ... Member of offensive line that did not allow a sack in back-to-back games for the first time in franchise history ... **1/5 at PIT:** Started at RG and did not miss a snap in AFC Wild Card Game ... **1/12 at NE:** Started at RG and did not miss a snap in AFC Divisional Playoff Game ...

2006: Started all 16 games at RT for fourth consecutive season, extending streak to 64 consecutive starts ... Did not miss a snap in 14 games ... Jaguars set a single-season franchise record for rushing yards with 2,541, averaging 158.8 yards per game ... Helped pave the way for a franchise record 5.0-yard rushing average ... As a unit, the Jaguars allowed only 30 sacks ... **12/10 vs. IND:** Part of an offensive line that led Jaguars to a franchise-record 375 rushing yards ...

2005: Started all 16 games at RT for the fourth time in five seasons ... Played major role on offensive line that helped Jaguars rush for 1,959 yards and 18 TDs ... QBs were sacked only 32 times for the second consecutive season ... **9/25 at NYJ:** Missed final three plays of overtime with a leg injury ... Part of an offensive line that did not allow any sacks on **10/9 vs. CIN, 11/27 at ARZ** and **12/11 vs. IND** ... **1/7 at NE:** Started at RT in



AFC Wild Card Game ...

2004: Started all 16 games for the third time in four seasons ... Anchored offensive line that gave up only 32 sacks all year and paved the way for Jaguars to rush for 1,850 yards ... **10/3 vs. IND:** Missed only action of the season, sitting out a quarter with cramps ... **11/14 vs. DET:** Helped the offense rush for 239 yards ... **12/12 vs. CHI:** Started 50th game and was one of five offensive linemen that did not allow a sack. Received a game ball for performance against Pro Bowler Adewale Ogunleye ... **12/19 at GB:** Helped the offense rush for 197 yards ...

2003: Started all 16 games for the second time in three seasons ... Played every offensive snap during season except two in season finale ... Member of an offensive line that allowed fewest sacks in team history with 28, while blocking for a rookie QB in Byron Leftwich ...

2002: Started first five games before a broken leg ended season ... Played every offensive snap in first two games ... **9/29 vs. NYJ:** Left game in fourth quarter with heat cramps. Marked first time in 19 NFL games that he did not play every snap ... **10/6 vs. PHI:** Started and played all but two plays because of heat cramps ... **10/13 at TEN:** Suffered broken right leg in first quarter and was placed on injured reserve the next day and underwent surgery on Oct. 14 ...

2001: Started all 16 games at RT ... Won starting job on first day of training camp and played every offensive snap ... One of seven players on offense and 10 on

team to start every game ... Fourth Jaguars rookie to start all 16 games ... **9/9 vs. PIT:** Started at RT in first NFL game, becoming one of only 10 Jaguars rookies to start on opening day ... **12/23 at MIN:** Received an offense game ball after team rushed for 214 yards ... Drafted in the second round, the 43rd choice overall and the fourth OT selected following Leonard Davis, Kenyatta Walker and college teammate Jeff Backus.

COLLEGE: Started every game as a senior after playing as a reserve for two years ... Played on defensive line as a freshman before being converted into an offensive lineman ... Played on an offensive line with 2001 first-round draft picks Steve Hutchinson and Jeff Backus, and blocked for Anthony Thomas, Chicago's second-round pick ... Played in Citrus Bowl as a junior and senior ... All-Big Ten Conference honorable mention as a senior in 2000 ... Shared the Hugh Rader Award, given annually to school's top offensive lineman, with tackle Jeff Backus ... Moved into starting lineup at RT and was one of the major reasons for team's rushing success (220.2 yards per game) ... Played in every game as a junior with second unit at RT, entering after first play of each game (also saw action at RG) ... Converted to offensive line from defensive tackle in 1998 pre-season, playing in five games ... Shifted to RG, playing final five games ... Played in five games as a reserve DE/DT, making one tackle ... Graduated in 2001 with a degree in sports management and communications.

PERSONAL: Married (Reulonda) with sons Mason and Myles Christian ... Lives

JAGUARS SACK SHUTOUTS

In the six years under Jack Del Rio from 2003-08, the Jaguars have had 12 games without allowing a sack. In the previous eight seasons the Jaguars had five total. The Jaguars did not allow a sack in back-to-back games in 2007 for the first time in franchise history. Here are the games:

DATE	OPPONENT	DATE	OPPONENT
9/26/99	vs. Tennessee Titans	10/9/05	vs. Cincinnati Bengals
10/17/99	vs. Cleveland Browns	11/27/05	at Arizona Cardinals
10/29/00	at Dallas Cowboys	12/11/05	vs. Indianapolis Colts
12/10/00	vs. Arizona Cardinals	11/20/06	vs. New York Giants
9/15/02	at Kansas City Chiefs	11/18/07	vs. San Diego Chargers
9/28/03	at Houston Texans	12/9/07	vs. Carolina Panthers
11/9/03	vs. Indianapolis Colts	12/16/07	at Pittsburgh Steelers
11/30/03	vs. Tampa Bay Buccaneers	9/21/08	at Indianapolis Colts
12/12/04	vs. Chicago Bears		

ADMIN

COACHES

STAFF

PLAYERS

HISTORY

RECORDS

MISC.



ADMIN

COACHES

STAFF

PLAYERS


HISTORY

RECORDS

MISC.

in Jacksonville ... Attended Pershing High in Detroit, where he was named All-America by Street & Smith's, Gatorade and Reebok as a senior ... First-team All-USA by USA Today ... Three-year starter as a two-way lineman ... Made 283 tackles and 31 sacks during career, adding 31 forced fumbles and 15 deflected passes ... Also lettered four times on volleyball team ... Attended classes in 2007 at the Stanford School of Business and Wharton School at the University of Pennsylvania in 2009 as part of the NFL Business Management and Entrepreneurial program ... Spent 2005 offseason as an intern for Merrill-Lynch in Jacksonville ... Partnered with Dignity U Wear in 2006-07 ... Supports numerous team-related community causes, including Gift of Life Blood Drive, Habijax, Operation Blessing and Jaguars Taste of NFL dinner ... Makes visits to local schools including

trips to Windy Hill Elementary, Raines High School and Lone Star Middle School in 2008 ... Supports Jaguars Foundation's Playbooks and served as co-host of 2008 Straight Talk program... Recipient of 2005 Community Champion Award and spokesman for Prostate Awareness ... Member of the Jaguars HabiJax build team ... Spoke to a youth group at Morning Star Baptist Church in 2008 about the importance of having goals in life ... Supported Shop with a Jock event at Wal-Mart in December of 2008 for more than 50 children from the Bridge of Northeast Florida and the MaliVai Washington Kids Foundation ... Visited Washington, D.C., in February 2009 as guests of USO and made a trip to Walter Reed Army Medical Center to visit the wounded soldiers ... Nickname: Big Mo ... Full name: Maurice Carlos Williams.



53 THOMAS WILLIAMS
LINEBACKER

6-1, 237 LBS.
SOUTHERN CALIFORNIA
BORN DECEMBER 25, 1984
VACAVILLE, CALIFORNIA
ACQ. 5TH ROUND OF 2008 DRAFT
EXP.: 2ND YEAR

GAMES PLAYED/STARTED: 2008 (6/0)

NFL TOTALS: 6 games, 0 starts

POSTSEASON TOTALS: 0 games, 0 starts

TRANSACTIONS: Originally drafted in the fifth round (155th overall) of the 2008 draft.

PRO: Young, athletic linebacker who contributes on special teams ... Played in six games as a rookie after being selected in the fifth round of the 2008 draft ... Fifth player from USC drafted by the Jaguars and first since FB Malaefou MacKenzie was picked in the seventh round in 2003 ... Was teammate of Jaguars' 2008 seventh-round pick Chauncey Washington at USC.

2008: Appeared in six games on special teams ... Was inactive for 10 games ... Finished with three special teams tackles and one forced fumble ... Saw action in first NFL game on **9/7 at TEN** ... Saw action on **9/28 vs. HOU** and recovered a pooch kick at the end of regulation to force overtime ... Recorded two special teams tackles on **10/5 vs. PIT** ... Had one tackle and forced a fum-

ble off Brandon Middleton on a kickoff on **11/9 at DET.**

COLLEGE: Started 14 of 49 games at three LB positions and FB in four seasons at USC, and was standout special teams performer ... Finished career with 117 tackles, three sacks, 12.5 tackles for loss, four forced fumbles, three INTs ... Participated in East-West Shrine Game and Hula Bowl ... Coached at USC by former NFL player Ken Norton, Jr. ... Appeared in 13 games with four starts at LB as a senior and played major role on special teams ... Finished with career-high 56 tackles, five tackles for loss, one INT, five passes defended, two forced fumbles ... Earned 2007 All-Pac-10 honorable mention ... Won USC's Most Inspirational Award and Co-Special Teams Player of the Year Award ... Begun



junior season as backup LB, but was moved to FB in midseason ... Played in 13 games with two starts ... Did not carry the ball, but made 18 tackles, 1.5 tackles for loss, one sack, one INT and one forced fumble ... Missed portion of 2006 spring drills while recuperating from a 2005 knee injury and had surgery for an abdominal strain prior to season ... Started eight of 10 games at LB as a sophomore ... Served as backup for first two games and then took over starting role at SLB for six games before moving inside for two starts ... Finished with 29 tackles, four tackles for loss, one sack, three passes defended, one forced fumble and one INT ... Played in all 13 games at backup LB as a freshman and on special teams ... Made 14 tackles, two tackles for loss and one sack ... Won USC's John McKay Award for the underclassman with the most competitive spirit ... Redshirted as a freshman ... Majored in

sociology ...

PERSONAL: Single ... Resides in Los Angeles, Calif. ... Attended Vacaville High School (Calif.) ... Named 2002 Parade All-America, Super Prep All-America, Prep Star All-America and Tom Lemming All-America as a senior FB ... Had 125 tackles, 12 sacks, two INTs, six forced fumbles and four fumble recoveries as a senior ... Also lettered in baseball ... Active participant of 2008 Jaguars Rookie Club ... Attended Food Drive kick-off event at Winn-Dixie ... Made several visits to Wolfson Children's Hospital to distribute teddy bears and autographed items to patients ... Favorite athletes are Muhammad Ali and Jackie Robinson ... Attended the 2009 NFL Broadcast Boot Camp ... Served as instructor at 2009 NFL 101 Workshop for Women ... Full name: Thomas Washington Williams.

THOMAS WILLIAMS' REGULAR SEASON STATISTICS

TACKLES	GP/GS	TKL	SOLO	ASST	ST	SACKS	FF	FR	PD	TFL
2008 Jacksonville	6/0	0	0	0	3	0.0	1	0	0	0



84 TROY WILLIAMSON
WIDE RECEIVER

6-1, 203 LBS.
SOUTH CAROLINA
BORN APRIL 30, 1983
JACKSON, SOUTH CAROLINA
ACQ. TRADE 2008 (MINNESOTA)
EXP.: 5TH YEAR

GAMES PLAYED/STARTED: 2005 (14/3), 2006 (14/11), 2007 (11/8), 2008 (8/2)

NFL TOTALS: 47 games, 24 starts

JAGUARS TOTALS: 8 games, 2 starts

POSTSEASON TOTALS: 0 games, 0 starts

TRANSACTIONS: Originally drafted by Minnesota in the first round (7th overall) of the 2005 draft ... Acquired by Jacksonville via trade with Minnesota on 2/29/08.

PRO: Fifth-year veteran receiver has played in 47 games with 24 starts ... Former seventh overall pick in 2005 draft, the highest drafted wide receiver in Vikings history ... Was acquired by the Jaguars via trade on Feb. 29, 2008 ... Career totals include 84 receptions for 1,097 yards and four TDs ... Also sees action as a kickoff returner with 47 career returns for 987 yards (21.0 avg.) ... Added six rushes for 58 yards ... Was hampered by injuries in 2008 and played in eight games with two starts, totaling five receptions for 30 yards and one TD ... Two of his four career TD receptions have

been for 50-plus yards ... Posted career-best numbers in 2006 with 37 receptions for 455 yards ... Joins former Green Bay Packer star Sterling Sharpe (1988) as the only first round WRs selected from South Carolina, both going with the 7th overall pick ... Entered NFL Draft following his junior season ...

2008: Played in eight games in his first season with the Jaguars and made two starts ... Was inactive for six games due to injuries ... Finished with five receptions for 30 yards with one TD ... Added four kickoff returns for 84 yards, a one-

ADMIN

COACHES

STAFF

PLAYERS

HISTORY

RECORDS

MISC.



ADMIN

COACHES

STAFF

PLAYERS

HISTORY

RECORDS

MISC.

yard rush and four special teams tackles ... Made two receptions for 11 yards in the season-opener on **9/7 at TEN** ... Was inactive with thigh injury on **9/14 vs. BUF, 9/21 at IND, 9/28 vs. HOU** and **10/5 vs. PIT** ... Returned two kickoffs for 48 yards with a long of 26 on **10/12 at DEN** and had a 69-yard reception called back due to a holding penalty ... Had one reception for six yards and one rush for one yard on **10/26 vs. CLE** ... **11/2 at CIN**: Made first start as a Jaguar but did not record a catch ... Recorded 10-yard TD reception on **11/9 at DET** ... Was inactive **11/16 vs. TEN, 11/23 vs. MIN, 12/1 at HOU** and **12/7 at CHI** with groin injury ... Had one reception for three yards and a 26-yard kickoff return on **12/18 vs. IND** ... Started at WR in season-finale on **12/28 at BAL** ...

2007: Played in 11 games with eight starts ... Recorded 18 receptions for 240 yards with a 60-yard TD reception ... Ranked second on team with 17 kickoff returns for 387 yards (22.8 avg.) with a long of 56 yards ... Added two rushes for 29 yards with a long of 26 yards ... Was inactive for five games ... **9/16 at DET**: Made two receptions for 23 yards and had a career-long 56-yard kickoff return ... **10/14 at CHI**: Made two receptions for a season-high 69 yards with a career-long 60-yard TD reception from Tarvaris Jackson ... **10/22 vs. PHI**: Returned season-high four kickoffs for 99 yards ... **11/18 vs. OAK**: Caught three passes for 34 yards and went over the 1,000-yard career receiving mark ... **12/23 vs. WAS**: Finished with season-high five receptions for 39 yards ...

2006: Played in 14 games with a career-high 11 starts ... Totaled 37 receptions for 455 yards ... Also returned 14 kickoffs for 324 yards (23.1 avg.) with a long of 44 yards ... Added three rushes for 28 yards ... **9/11 at WAS**: Started season-opener and finished with 77 receiving yards. Also had 44-yard kickoff return in the game ... **9/17 vs. CAR**: Recorded first career 100-yard receiving game with six receptions for 102 yards ... **12/17 vs. NYJ**: Tied season-high and career-high with six receptions for 74 yards ... Was inactive on **12/3 at CHI** and **12/31 vs. STL** ...

2005: Finished with 24 receptions for 372 yards as a rookie, the third-most receiving yards by a NFC rookie ... Played in 14 games with three starts ...

Had two receptions of 50-plus yards ... Added 12 kickoff returns for 192 yards (16.0 avg.) ... **9/18 at CIN**: Recorded first career reception and had three touches of 20-plus yards with catches of 23 and 21 yards and a 25-yard kickoff return ... **9/25 vs. NO**: Scored first career TD on a 53-yard pass from Daunte Culpepper and finished with 83 receiving yards ... **10/2 at ATL**: Finished with four receptions for 39 yards with a 16-yard TD reception ... Was inactive on **11/27 vs. CLE** and **12/4 at DET** ... **12/25 at BAL**: Recorded season-long 56-yard reception from Brad Johnson.

COLLEGE: Three-year starter ... Scored 13 TDs and averaged 19.3 yards per reception as a three-year starter at South Carolina ... Declared for the NFL Draft following his junior season ... Played under legendary coach Lou Holtz and was on his final team in 2004 before his retirement ... Ranked third in school history with six career 100-yard receiving games ... Career totals included 91 receptions for 1,754 yards and 13 TDs ... Named first-team All-SEC as a junior after leading the conference in TD receptions (7) and receiving yards per game (83.5) ... Finished with 835 receiving yards, the fourth-highest single-season total in school history ... Set a school-record and tied conference mark with a 99-yard TD reception against Virginia ... Had 31 receptions for 428 yards and two TDs as a sophomore ... Led team in receiving yards (491) and TDs (4) as a true freshman ... Named to SEC All-Freshman team ... Majored in hotel, restaurant and tourism management.

PERSONAL: Married (Charity) with sons Royce and Royal ... Attended Silver Bluff High (S.C.) ... Played on back-to-back state championship teams ... All-State honoree and finalist for South Carolina Mr. Football as a senior ... Also lettered in track where he won state titles in the 100 and 200 meters as a junior and senior ... Grew up in large family with nine siblings in Jackson, S.C., population 1,600 ... Older sister is a graduate of the U.S. Naval Academy and older brother is a career U.S. Marine ... Biological father died in August 2004 after battling Lou Gehrig's Disease .. Mentored as a youth and taken into home of his godfather, Douglas Bates ... Suffered severe burns over 17 percent of his body as an eight-year old due to a childhood accident ... Remains active with New Beginning



Ministry in hometown ... Participated in kids tennis clinic in conjunction with the 2009 MPS Group Championships and

the Jack Del Rio Foundation ... Full name: Troy Williamson.

TROY WILLIAMSON'S REGULAR SEASON STATISTICS

RECEIVING	GP/GS	NO	YDS	AVG	LG	TD
2005 Minnesota	14/3	24	372	15.5	56	2
2006 Minnesota	14/11	37	455	12.3	46	0
2007 Minnesota	11/8	18	240	13.3	60t	1
2008 Jacksonville	8/2	5	30	6.0	10t	1
NFL totals: 4 years	47/24	84	1,097	13.1	60t	4

KICKOFF RETURNS	GP/GS	NO	YDS	AVG	LG	TD
2005 Minnesota	14/ 3	12	192	16.0	28	0
2006 Minnesota	14/11	14	324	23.1	44	0
2007 Minnesota	11/ 8	17	387	22.8	56	0
2008 Jacksonville	8/ 2	4	84	21.0	26	0
NFL totals: 4 years	47/24	47	987	21.0	56	0

ADDITIONAL STATISTICS: 4 special teams tackles in 2008; 3 rushes for 28 yards (11 long) in 2005; 2 rushes for 29 yards (26 long) in 2007; 1 rush for 1 yard in 2008.



38 BRIAN WITHERSPOON
CORNERBACK/KICK RETURNER

5-10, 180 LBS.
STILLMAN
BORN JUNE 5, 1985
BUTLER, ALABAMA
ACQ. ROOKIE FREE AGENT 2008
EXP.: 2ND YEAR

GAMES PLAYED/STARTED: 2008 (14/0)

NFL TOTALS: 14 games, 0 starts

POSTSEASON TOTALS: 0 games, 0 starts

TRANSACTIONS: Signed as an undrafted rookie on 5/17/08.

PRO: Explosive young player who made roster as undrafted rookie in 2008 ... Served as primary returner and saw action late in the season at CB ... Set single-season franchise record with 52 kickoff returns for 1,250 yards ... Possesses outstanding speed and quickness ... Joined Isaiah Gardner as the only two undrafted rookies to make opening day roster ... First player from Stillman (NCAA Division III) to make Jaguars roster ... Nicknamed "Spoon."

2008: Played in 14 games as a rookie on special teams and at CB ... Handled the kickoff and punt return duties ... Was one of only two undrafted rookies to make opening day roster ... Led team with a franchise-record 52 kickoff returns for 1,250 yards (24.0 avg.) and 17 punt returns for 192 yards (11.3 avg.) ... The 11.3-average ranked as fifth-highest for a season in team history ... Added seven tackles on defense and two special teams

tackles ... Became only the third Jaguars rookie to surpass 1,000 all-purpose yards as he finished with 1,442, joining Fred Taylor (1998) and Maurice Jones-Drew (2006) ... Was impressive in his first career game on **9/7 at TEN** as he returned three kickoffs for 124 yards (41.3 avg.) with a long of 51. Returned two punts for 45 yards (22.5 avg.) with a long of 29 yards ... **9/14 vs. BUF:** Had three kickoff returns for 85 yards (28.3 avg.) and one punt return for eight yards ... **9/28 vs. HOU:** Returned five kickoffs for 130 yards (26.0 avg.) and two punts for 43 yards (21.5 avg.). Saw action for three plays on defense ... Totaled 101 yards on four kickoff returns on **10/5 vs. PIT** ... Was inactive on **10/12 at DEN** with thigh injury ... **10/26 vs. CLE:** Returned a career-high six kickoffs for 134 yards (22.3) with a long of 30 and one punt for 14 yards . The six returns tied for the third-most in team history ... **11/2 at CIN:** Had two kickoff returns for 45 yards

ADMIN

COACHES

STAFF

PLAYERS

HISTORY

RECORDS

MISC.



ADMIN

COACHES

STAFF

PLAYERS

HISTORY

RECORDS

MISC.

(22.5 avg.), one punt return for one yard and one special teams tackle ... Inactive on **11/9 at DET ... 11/16 vs. TEN:** Totaled 75 yards on four kickoffs and 31 yards on two punt returns. Had four fair catches ... **11/23 vs. MIN:** Had a career-high 38-yard punt return ... **12/1 at HOU:** Recorded 52 yards on two kickoff returns and became third rookie in franchise history to have 1,000 all-purpose yards ... **12/7 at CHI:** Saw action for 20 plays at cornerback and recorded two solo tackles. Added two punt returns for two yards and four kickoff returns for 99 yards with a long of 35 ... **12/14 vs. GB:** Had one solo tackle on defense and set a single-season franchise record for kickoff returns (42) and kickoff return yards (1,033). Finished with 84 yards on four kickoffs ... **12/18 vs. IND:** Recorded one solo tackle and returned five kickoffs for 120 yards (24.0 avg.) ... **12/28 at BAL:** Recorded three solo tackles in season-finale.

COLLEGE: Named first team All-America by D2football.com as a senior

... Recorded three interceptions with 14 tackles in 2006 despite missing six games due to injury ... Also earned Division II All-America honors as a 100-meter track sprinter ... Named Southern Intercollegiate Conference Male Track Athlete of the Year as a senior ... Lettered on the school's baseball team ... Majored in history.

PERSONAL: Single ... Lives in Butler, Ala. ... Attended Choctaw County (Ala.) High ... Active participant of the 2008 Jaguars Rookie Club ... Was coached by former Buffalo Bills 1985 first-round pick Derrick Burroughs in 2007 at Stillman. Burroughs suffered a career-ending spinal cord injury in 1989 and was paralyzed for 24 hours ... Established a relationship with The Sanctuary on 8th Street organization by making weekly visits ... Attended the annual Food Drive Kickoff event at Winn-Dixie in 2008 ... Attended the I.M. Sulzbacher Center for the Homeless' Transformation event at the Florida Theatre ... Full name: Brian Witherspoon.

BRIAN WITHERSPOON'S REGULAR SEASON STATISTICS

TACKLES	GP/GS	TKL	SOLO	ASST	ST	SACKS	FF	FR	PD	TFL
2008 Jacksonville	14/0	7	7	0	2	0.0	0	0	0	0

KICKOFF RETURNS	GP/GS	NO	YDS	AVG	LG	TD
2008 Jacksonville	14/0	*52	*1,250	24.0	51	0

PUNT RETURNS	GP/GS	NO	FC	YDS	AVG	LG	TD
2008 Jacksonville	14/0	17	9	192	11.3	38	0

*Team record

2008 JAGUARS AWARDS

- **RB MAURICE JONES-DREW** - Named FedEx Ground Player of the Week following the Jaguars' 24-17 win at Denver on 10/12. Jones-Drew finished with 125 yards and two touchdowns on 22 carries.
- **K JOSH SCOBEE** - Named AFC Special Teams Player of the Week following the Indianapolis game on 9/21. Scobee converted all three field goal attempts including a 51-yarder with four seconds remaining to seal the road win.
- **C BRAD MEESTER** - Selected by his teammates as the Ed Block Courage Award Recipient. Meester missed all of the preseason in 2007 and the first four games of the regular season after breaking a bone in his ankle during training camp. Meester returned to the starting lineup for the final 11 regular season games and both playoff games. Meester was also selected as the Jaguars Man of the Year.
- **OT TONY PASHOS** - Selected by his teammates as the Byron "Whizzer" White Award Recipient. The award honors National Football League players who exemplify leadership, dedication and commitment to team and community.
- **FB MONTELL OWENS** - Named to Peter King's Sports Illustrated All-Pro Team as special teams player.
- **RB MAURICE JONES-DREW, TE MARCEDES LEWIS, LB JUSTIN DURANT, FB MONTELL OWENS** - Selected to USA Today All-Joe Team. The award is named after former Kansas City Chiefs player Joe Phillips and goes to the players and coaches who have overachieved and are often overlooked.



ADMIN

COACHES

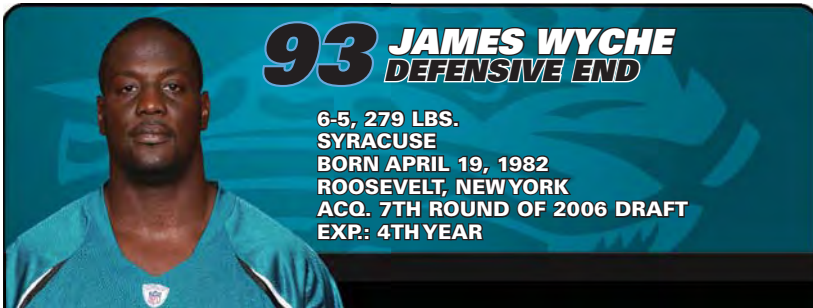
STAFF

PLAYERS

HISTORY

RECORDS

MISC.



93 JAMES WYCHE

DEFENSIVE END

6-5, 279 LBS.
SYRACUSE
BORN APRIL 19, 1982
ROOSEVELT, NEW YORK
ACQ. 7TH ROUND OF 2006 DRAFT
EXP.: 4TH YEAR

GAMES PLAYED/STARTED: 2006 (0/0), 2007 (IR), 2008 (IR)

NFL TOTALS: 0 games, 0 starts

POSTSEASON TOTALS: 0 games, 0 starts

TRANSACTIONS: Originally drafted in the seventh round (213th overall) of the 2006 draft.

PRO: Young defensive end who has missed the last two seasons with injuries ... Re-signed with the Jaguars in the off-season ... Suffered knee injury in the 2008 preseason and was placed on injured reserve ... Missed the entire 2007 season after being placed on injured reserve with a groin injury suffered in the final preseason game ... Drafted by the Jaguars with the first of two seventh-round picks in 2006 draft ... Spent first 10 weeks on the practice squad as a rookie before being activated to 53-man roster ... Four-year starter at Syracuse ... Only third player from Syracuse drafted by the Jaguars (Donovin Darius, 1998 and Mark Baniewicz, 2000) ...

2008: Missed the entire season with a knee injury suffered in the preseason ... Was placed on injured reserve on Aug. 9 ...

2007: Was placed on injured reserve on Sept. 1 with a groin injury suffered in final preseason game against Washington ... Played in all four preseason games and had 13 tackles, one sack and one forced fumble ...

2006: Spent first 10 weeks on practice squad before being activated to 53-man

roster on Nov. 15 ... Was inactive for seven games.

COLLEGE: Four-year starter ... Ranked fifth on the school's all-time tackles list by a down lineman with 203 ... Started all 11 games as a senior and led club's defensive linemen with 58 tackles and led team with four forced fumbles ... Totaled 68 tackles and 5.5 sacks as a junior ... Started all 12 games as a sophomore and finished with 37 tackles, four tackles for loss and two sacks ... Played in nine games as a redshirt freshman and made 40 tackles, 4.5 tackles for loss and 1.5 sacks ... Graduated with a degree in child family studies.

PERSONAL: Single ... Lives in Roosevelt, N.Y. ... Attended Roosevelt (N.Y.) High ... Was all-state and Newsday All-Long Island selection ... Finished career with 162 tackles, 34 sacks, two blocked punts and two interceptions ... Played TE as a senior and recorded 11 receptions for 372 yards and six TDs ... Active participant of the Jaguars Rookie Club in 2006 ... Visited West Jacksonville Elementary in 2009 to reward students in the Jaguars Readers Program ... Served dinner at Trinity Rescue Mission in 2009 ... Full name: James Joseph Wyche.

JAGUARS IN THE AIR

The Jaguars will travel approximately 10,903 miles to their 2009 road games (including preseason).

Miami	351	Seattle	2,443	New England	966
Philadelphia	854	Tennessee	491	Cleveland	900
Indianapolis	694	NYJets	950		
Houston	870	San Francisco	2,384		



ADMIN

COACHES

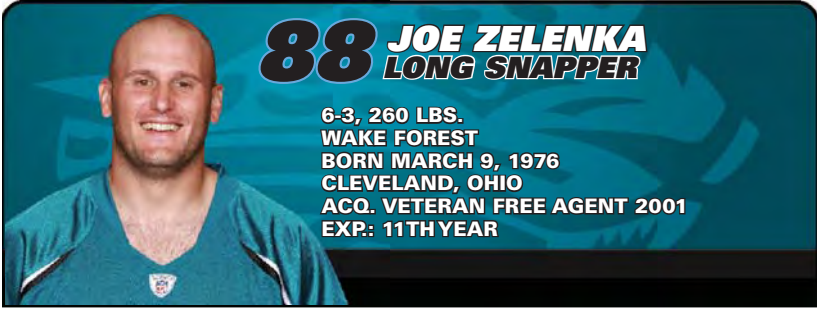
STAFF

PLAYERS

HISTORY

RECORDS

MISC.



GAMES PLAYED/STARTED: 1999 (13/0), 2000 (16/0), 2001 (16/0), 2002 (16/0), 2003 (16/0), 2004 (16/0), 2005 (16/0, 1/0), 2006 (16/0), 2007 (16/0, 2/0), 2008 (16/0)

NFL TOTALS: 157 games, 0 starts

JAGUARS TOTALS: 128 games, 0 starts

POSTSEASON TOTALS: 3 games, 0 starts

TRANSACTIONS: Originally signed as an undrafted rookie free agent by San Francisco on 4/23/99 ... Traded to Washington from San Francisco on 4/17/00 ... Waived by Washington on 3/14/01 ... Signed by Jacksonville as a veteran free agent on 8/13/01.

PRO: One of NFL's best and most experienced long snappers ... Signed contract extension on Feb. 12, 2009 ... Originally signed as an undrafted free agent by San Francisco in 1999 and spent two seasons with 49ers ... Joined Jaguars midway through 2001 training camp and took over all snapping duties for entire season and has not missed a game ... Has played in a team-record 128 consecutive games dating back to the start of the 2001 season ... Ranks fifth in team history with 128 games played and third among active players (Jimmy Smith 171, Fred Taylor 140, Rob Meier 138, Brad Meester 129) ... Has missed only three games in 10 seasons, all as a rookie in 1999 ...

2008: Served as long snapper for placekicks and punts in all 16 games for the ninth consecutive season and eighth in Jacksonville ... Recorded one assisted tackle on **11/2 at CIN** ... Played in 150th career game, 121st as a Jaguar, on **11/9 at DET** and had one tackle. Moved ahead of Mark Brunell and Kyle Brady for most games played as a Jaguar ... Had one assisted tackle on **11/16 vs. TEN** ...

2007: Played in all 16 games for the eighth straight season ... Saw action at long snapper in both playoff contests ... Surpassed Bryan Barker's team record of 96 consecutive games played by appearing in 97th straight on **9/9 vs. TEN** ... **10/7 at KC:** Became fourth active player and 10th in team history to play in 100 games as a Jaguar ... **12/16 at PIT:** Saw action at LS and recorded one special

teams tackle. Played in 110th career game as a Jaguar ... **12/23 vs. OAK:** Played in 140th career game ...

2006: Served as team's long snapper for placekicks and punts for all 16 games for the sixth consecutive season ... Finished with four special teams tackles ... **9/10 vs. DAL:** Recorded a team-high two solo special teams tackles ...

2005: Served as team's long snapper for placekicks and punts in 16 games for the fifth consecutive season without missing a game ... Recorded two special teams tackles ... **10/6 vs. HOU:** Played in 100th career game ...

2004: Played as long snapper for placekicks and punts in all 16 games for the fourth consecutive season without missing a game ... Snapped to rookie Josh Scobee for all placekicks and veteran Chris Hanson punted in all 16 games after returning from injury in 2003 ... Snapped for a rookie placekicker for the third-consecutive season (Seth Marler in 2003 and Hayden Epstein in 2002) ... Recorded two special teams tackles ... **12/12 vs. CHI:** Played in 90th career game ...

2003: Played as long-snapper for placekicks and punts in all 16 games for the third consecutive season ... Snapped to rookie Seth Marler for all placekicks, but had two punters, Chris Hanson in the first five games and Mark Royals in the final 11 ...



2002: Played as long snapper for placekicks and punts in all 16 games ... Marked second straight Jaguars season and third consecutive NFL season in which he had not missed a game ... Snapped to Chris Hanson all season (team's punter who held for placekicks), but had four placekickers to work with throughout the year (Hayden Epstein, Tim Seder, Richie Cunningham and Danny Boyd) ... **12/15 at CIN:** Only offensive action all season, as second TE in goal-line offense ...

2001: Handled all snapping duties for placekicks and punts ... Played in all 16 games for second straight season ... Signed by Jaguars on Aug. 13, midway through training camp ... Made career-high five special teams tackles ... Saw limited action at TE in two games (**12/ 9 at CIN** and **12/ 23 at MIN**) ... Had been waived by Washington Redskins on March 15 ...

2000: Played in all 16 games for first time in career ... Handled long-snapping duties all season for Washington Redskins (138 total snaps) ... Made four special teams tackles ... Acquired by Redskins in a trade with 49ers on Draft Day (April 17) in exchange for TE Eric Johnson ...

1999: Played in 13 games for San Francisco 49ers handling long-snapping duties ... **9/27 at ARZ:** Recovered a muffed punt ... **12/12 vs. ATL:** Suffered a compound dislocation of his left thumb and was inactive for final three games ... Signed as an undrafted rookie by 49ers on April 23.

COLLEGE: Four year letterman ... Totaled 25 career receptions for 217 yards as TE ... Saw extensive playing time on special teams as a long snapper ... Graduated in 1999 with a degree in history.

PERSONAL: Married (Rebekah) with twins, Benjamin and Grace ... Lives in Jacksonville ... Attended Cleveland Benedictine High, playing six different positions during tenure ... Earned second-team All-State honors as a senior and received Coaches Award for overall effort ... In 2008 attended FCAT Pep Rally at Pine Forest Elementary and visited students at John E. Ford Elementary ... Hosted fifth-annual Celebrity Bowling

Classic in 2009 to benefit the Ronald McDonald House where he and his wife Rebekah are regular visitors ... Participated in the 2008 Jacksonville Association of Firefighters charity softball game at Jacksonville University ... Attended the 2008 Juvenile Diabetes Youth Camp on the Jacksonville University campus ... Hosted the All-Pro Dad Father and Kids Day Experience in October of 2008 at Jacksonville Municipal Stadium ... Along with several other players, hosted a group from the Wounded Warrior Project at the stadium for a private tour and filmed a PSA ... Partnered with Jacksonville Humane Society in 2008 and worked with them on their capital campaign project ... Participated both financially and in person at the 2008 Shop with a Jock event at Wal-Mart where more than 50 children from the Bridge of Northeast Florida and the Mali Vai Washington Kids Foundation were treated to a shopping spree ... Frequent visitor to Wolfson Children's Hospital where he enjoys visiting and pushing around a snack cart filled with candy, balloons, teddy bears, snacks and drinks. The cart is known as the "Wolfie Wagon" ... Supports and attends team sponsored events like Draft Day Fan Fest, HabiJax, Food Drive, Jaguars golf tournament and Jaguars Taste of the NFL dinner ... Named the 2003 Jaguars/Morgan Stanley Community Leader of the Year. As a result, the University of Florida Foundation received a \$3,000 donation on his behalf ... Plays an active role in supporting our armed forces both locally and internationally. Spent 10 days in 2004 at Thule Air Base in Greenland visiting with troops, and spearheads an initiative encouraging his teammates to join him in honoring military personnel based in Jacksonville ... Visited Washington, D.C., in February 2009 as guests of USO and made a trip to Walter Reed Army Medical Center to visit the wounded soldiers ... On Tuesdays in 2004, he helped construct homes for HabiJax, the world's largest Habitat for Humanity affiliate ... Co-hosted the Jaguars Foundation's Straight Talk program for the second time in 2009, which seeks to reduce teen pregnancy and HIV/AIDS, in collaboration with local TV affiliates ... Supports Jaguars Foundation's Playbooks ... Full name: Joseph John Zelenka.

ADMIN

COACHES

STAFF

PLAYERS

HISTORY

RECORDS

MISC.



ADMIN

COACHES

STAFF

PLAYERS

HISTORY

RECORDS

MISC.

**26 KENNARD COX**
DEFENSIVE BACK**6-0 • 197 LBS. • PITTSBURGH • EXP: 1ST YEAR**
BORN AUGUST 17, 1985 • MIAMI, FLORIDA
ACQ. GREEN BAY PRACTICE SQUAD 2008**GAMES PLAYED/STARTED:** 2008 (2/0)**TRANSACTIONS:** Originally selected by Buffalo in the seventh round (251st overall pick) of the 2008 NFL Draft ... Waived on 8/28/08 ... Signed to Green Bay practice squad 10/27/08 ... Signed by Jacksonville on 12/8/08.**PRO:** Young defensive back who spent the final four weeks of his rookie season on the Jaguars roster ... Signed with the Jaguars on Dec. 8 off the Green Bay practice squad ... Originally selected by Buffalo in the seventh round (251st overall pick) of the 2008 NFL Draft ...**2008:** Played in two games on special teams for the Jaguars ... Was signed off the Green Bay practice squad on Dec. 8 ... Saw action on **12/18 vs. IND** and **12/28 at BAL**.**COLLEGE:** Started final 24 games, appearing in 47 ... Totaled 98 career tackles (66 solo) and two INTs ... Started all 12 games

as a senior for the second straight season ... Tallied 32 tackles, one INT and one fumble recovery ... Named team's Most Improved Defensive Player as a junior ... Graduated with a degree in communications and rhetoric and is currently pursuing African studies degree.

PERSONAL: Single with a son, Quanard, and daughter, Kanaria ... Resides in Miami, Fla. ... Three-year starter at Miami Killian, playing WR as a sophomore and junior and QB as a senior ... Three cousins play in the NFL — Tampa Bay CB Torrie Cox, San Francisco S Marcus Hamilton and Buffalo WR Roscoe Parrish ... Full name: Kennard Devane Cox.**16 NATE HUGHES**
WIDE RECEIVER**6-2 • 195 LBS. • ALCORN STATE • EXP: 1ST YEAR**
BORN JANUARY 18, 1985 • STARKVILLE, MISSISSIPPI
ACQ. ROOKIE FREE AGENT 2008**GAMES PLAYED/STARTED:** 2008 (0/0)**TRANSACTIONS:** Signed by Cleveland as an undrafted rookie on 5/5/08 ... Waived by Cleveland on 6/17/08 ... Signed to Kansas City practice squad on 10/22/08 ... Waived by Kansas City on 11/5/08 ... Signed to Jaguars practice squad on 11/19/08 ... Signed to active roster on 12/22/08.**PRO:** Young wide receiver who will compete for roster spot at WR and on special teams ... Spent time with Cleveland, Kansas City and Jacksonville as a rookie in 2008 ... Spent five weeks on the Jaguars practice squad and was signed to active roster for season-finale ... Was originally signed by Cleveland as a rookie free agent on May 5 ... Spent two weeks on the Kansas City Chiefs' practice squad ...**2008:** Signed by the Jaguars to the practice squad on Nov. 19 and was signed to active roster on Dec. 22 ... Was inactive on **12/28 at BAL**.**COLLEGE:** Four-year starter who hauled in

161 passes for 2,415 yards and totaled 19 TDs ... Led team in receiving with 46 receptions for 569 yards and 5 TDs as a senior in 2007 ... Also a return specialist, leading the SWAC in 2007 in all purpose yards with 160.6 yards per game and added a punt return for a TD in 2007 ... Hauled in 40 receptions for 371 yards and 6 TDs as a junior in 2006 ... Sat out the 2005 season after sustaining a shoulder injury in the first quarter of the season opener ... Totaled 781 yards on 48 receptions as a sophomore in 2004 ... Pulled in 27 receptions for 594 yards as a freshman in 2003 ... SWAC Outdoor Decathlon champion in 2008, 2007, and 2005, and two-time champion in both the 400m hurdles (2007 and 2008) and 110 hur-



dles (2007 and 2008) ... Four-time qualifier for NCAA Regionals in the 400m hurdles (3 times) and 4x400 relay team (once) ... Graduated with a degree in nursing.

PERSONAL: Single ... Lives in Starkville, Miss. ... Earned five letters in track & field, four letters in cross country, three letters in football and two letters in basketball at

Starkville (Miss.) High ... Led the football team to a 33-6 record ... Member of 2001 State Championship team ... Gained 2,785 total yards and scored 20TDs on 101 returns and 88 receptions ... Served as team captain in both football and track ... Cousin, Gregory Spann, was a seventh-round pick by the Jaguars in 1996 ... Full name: Nate Hughes.



58 LAMAR MYLES LINEBACKER

5-11 • 230 LBS. • LOUISVILLE • EXP: 1ST YEAR
BORN JANUARY 7, 1986 • WINTER HAVEN, FLORIDA
ACQ. ROOKIE FREE AGENT 2008

GAMES PLAYED/STARTED: 2008 (ps)

TRANSACTIONS: Signed as an undrafted rookie on 5/16/08.

PRO: Young, athletic linebacker who was signed as a rookie free agent in 2008 ... Spent rookie season on the club's practice squad ... Three-year letterman at Louisville ...

2008: Spent the entire season on the club's practice squad ... Played in all four pre-season games and totaled seven tackles.

COLLEGE: Three-year letterman who started 17 of 36 games in three seasons, recording 196 tackles, four sacks and seven forced fumbles ... Started all 12 games as a junior in 2007 ... Led team with 128 tackles (76

solo), eight tackles for loss, two sacks, three forced fumbles and three fumble recoveries ... Majored in business administration.

PERSONAL: Single ... Resides in Winterhaven, Fla. ... Attended Lake Region High School ... Was four-year starter and recorded over 400 career tackles ... Selected to Class 4A All-State squad ... Voted the District 12 Player of the Year and the Most Valuable Player ... Won the state weightlifting title as a junior ... Participated in 2008 Jaguars Rookie Club ... Full name: Lamar Myles.



12 PAUL SMITH QUARTERBACK

6-1 • 202 LBS. • TULSA • EXP: 1ST YEAR
BORN JULY 2, 1984 • OWASSO, OKLAHOMA
ACQ. ROOKIE FREE AGENT 2008

GAMES PLAYED/STARTED: 2008 (0/0)

TRANSACTIONS: Signed as an undrafted rookie on 5/16/08.

PRO: First-year player who spent majority of rookie season on the club's practice squad ... Selected as Conference USA Player of the Year in 2007 as he threw for 47 touchdowns at Tulsa ...

2008: Spent first 16 weeks on Jaguars practice squad before being signed to the active roster on Dec. 23 ... Was inactive as third QB in season-finale on **12/28 at BAL.**

COLLEGE: Conference USA's Player of the Year after starting all 14 games at QB ... Completed 300 of 499 passes for 5,065 yards with 47 TDs and 19 INTs ... Averaged

365.6 yards per game and rushed for 13TDs on 96 carries ... Graduated with a degree in communications.

PERSONAL: Married (Krista) ... Lives in Jacksonville ... Two-year starter at Owasso (Okla.) High ... Became the state of Oklahoma's all-time passing leader as a senior with 9,574 career yards, completing 583 of 1,009 passes ... Had 975 rushing yards, 83 passing TDs and 23 rushing TDs in his career ... Also punted as a senior ... Attended the 2008 World Wide Day of Play event at Clanzel T. Brown Park ... Full name: Paul Smith.

ADMIN

COACHES

STAFF

PLAYERS

HISTORY

RECORDS

MISC.



ADMIN

COACHES

STAFF

PLAYERS

HISTORY


RECORDS

MISC.

**70 CAMERON STEPHENSON**
GUARD6-3 • 326 LBS. • RUTGERS • EXP: 1ST YEAR
BORN JUNE 18, 1983 • INGLEWOOD, CALIFORNIA
ACQ. NEW ORLEANS PRACTICE SQUAD 2008**GAMES PLAYED/STARTED:** 2007 (ps), 2008 (ps)**NFL TOTALS:** 0 games, 0 starts**TRANSACTIONS:** Selected by Pittsburgh in the fifth round (156th overall pick) of the 2007 NFL Draft ... Waived by Pittsburgh on 9/2/07 ... Signed to Green Bay practice squad on 9/11/08 ... Waived by Green Bay on 7/23/08 ... Claimed off waivers by Philadelphia on 7/25/08 ... Waived by Philadelphia on 8/23/08 ... Signed to New Orleans practice squad on 10/16/08 ... Signed as a veteran free agent on 12/16/08.**PRO:** Young offensive lineman who adds depth to the roster ... Signed by the Jaguars on Dec. 16, 2008 off the New Orleans practice squad ... Has spent time with Pittsburgh, Green Bay, Philadelphia and New Orleans ... Played three seasons at Rutgers ...**2008:** Signed off New Orleans' practice squad on Dec. 16 but did not see action in the final two games for the Jaguars ... Dressed but did not play in season-finale on **12/28 at BAL** ... Began season on the Green Bay practice squad before being claimed off waivers by Philadelphia ... Signed to Saints practice squad on Oct. 16 ...**2007:** Spent entire season on Green Bay's practice squad ... Spent the preseason with the Steelers after being drafted in the fifth round and waived on final cuts.**COLLEGE:** A three-year letterwinner on both the offensive and defensive line at

Rutgers after spending two seasons at Los Angeles Harbor College ... Earned all-conference honors as a DT at Harbor College, and played both offense and defense at Rutgers before settling in on the offensive line in 2006 ... Went on to earned second-team All Big East at guard that year ... Started at RG in 2006 after beginning spring practice on the defensive line ... Suffered a season-ending injury in the first first game of 2003 after starting at DT in 2002 ... Graduated with a degree in labor studies and business relations.

PERSONAL: Married (Susitina) with a son, Ian'asaeli ... Lives in Inglewood, Calif. ... Was a three-year starter on offense at Hawthorne (Calif.) High at LT ... Three-year All-Bay League pick ... Was a three-year letterwinner in track and a two-year letterwinner in basketball ... Full name: Cameron John-Ngaue Stephenson.

75 EUGENE MONROE
OFFENSIVE TACKLE

6-5, 320 LBS.
VIRGINIA
BORN APRIL 18, 1987
PLAINFIELD, NEW JERSEY
ACQ. 1ST ROUND OF 2009 DRAFT
(8TH OVERALL)

Only the second offensive lineman chosen by the Jaguars in the first round in franchise history (Tony Boselli, 1995) ... One of six offensive linemen taken in the first round and the third overall (behind Jason Smith and Andre Smith), marking only the third trio of offensive linemen in the past 20 years, and first since 2002, to be selected in the top 10 ... Became third offensive tackle from Virginia selected in the first round in the last four years, joining D'Brickshaw Ferguson (N.Y. Jets, 2006) and Branden Albert (Kansas City, 2008) ... Third player drafted by the Jaguars from Virginia in franchise history (TE Chris Luzar, RB Alvin Pearman).

COLLEGE: Regarded as the most dominating offensive lineman in college as a senior ... Four-year letterman and three-year starter who started 30 games ... Unanimous All-ACC selection as a senior ... Recipient of Jacobs Blocking Trophy as a senior, given annually since 1953 to the player voted the most outstanding blocker in the ACC by a poll of the league's head coaches and defensive coordinators ... Graduated May 17, 2009, with degree in sociology ...

2008: Started 12 games at LT ... Registered a school-record 105 knock-downs and set an ACC single-season record with 16 TD resulting blocks while team scored only 23 total TDs ... Finished with an 88.42 percent blocking consistency grade, the best of any senior OT in the collegiate ranks ... Finished with season-high 99 percent grade vs. East Carolina ... Offense registered 3,597 yards of total offense for the season with 2,762 of those yards (76.8 pct.) coming from Monroe's side ... Selected first-team All-America by The NFL Draft Report ... Unanimous All-ACC first-team selection ...

2007: Started 11 games at LT as a junior and did not allow a sack on 428 pass plays ... Selected honorable mention All-America and named first-team All-ACC by The NFL Draft Report ... Named Rock Weir Award winner as the team's most improved offensive player ... Earned ACC Offensive Lineman of the Week honors for his performance against North Carolina ... Led the ACC's OTs with an 87.1 percent blocking consistency grade ... Delivered 55 knockdowns, including 15 that resulted in TDs ... Had three

games with blocking consistency grades of 90 percent or higher ... Finished with season-high 96 percent grade vs. Georgia Tech ...

2006: Started seven of 12 games as a sophomore at LT ... Earned All-ACC honorable mention from The Gridiron Report ... Totaled 39 knockdowns along with eight TD-resulting blocks ... Did not allow any sacks on 345 passing plays ... Finished with 81.7 percent grade for blocking consistency ... Finished with season-high 91 percent grade vs. Miami ...

2005: Played in 12 games as a reserve at LT and RG ... Also saw action on special teams ... Appeared briefly in two games at DT ... Played behind 2006 NFL first round pick D'Brickshaw Ferguson at LT.

HIGH SCHOOL: Attended Plainfield High School (New Jersey) ... Named first-team All-America by USA Today, U.S. Army, Parade, EA Sports and Super Prep ... Received a five-star prospect rating from both Scout.com and Rivals.com ... Ranked second overall among high school seniors by College Football News ... Was top-rated player on Super Prep's Elite 50 list ... Did not allow any sacks during his final three seasons as starter.

PERSONAL: One of 16 children (10 brothers, five sisters) of Stephanie Green and the late John Monroe ... Resides in Plainfield, N.J. ... Was one of Virginia teammate Chris Long's invited guests at Radio City Music Hall in 2008 when the Rams selected Long with the No. 2 overall pick ... Full name: Eugene Christopher Monroe.

ADMIN

COACHES

STAFF

PLAYERS

HISTORY

RECORDS

MISC.



ADMIN

COACHES

STAFF

PLAYERS

HISTORY

RECORDS

MISC.



73 EBEN BRITTON

OFFENSIVE TACKLE

6-6, 310 LBS.
 ARIZONA
 BORN OCTOBER 14, 1987
 BURBANK, CALIFORNIA
 ACQ. 2ND ROUND OF 2009 DRAFT
 (39TH OVERALL)

Seventh offensive lineman taken overall and first of second round ... First player drafted by the Jaguars from Arizona ... Left school following his junior season after redshirting as a freshman ... Three-year starter and has ability to play both LT and RT as well as G.

COLLEGE: Started all 37 games played in three seasons ... Played first two seasons at RT (24 games) before switching to LT as a junior (13 games) ... Registered 289 knockdowns, 34 down-field blocks and 43 TD-resulting blocks, grading 85.6 for blocking consistency ... Was credited with TD-resulting blocks on 38.39 percent of the team's scoring drives during his time as a starter ... On 1,299 pass plays during his time on the field, the opposition managed only 10 QB sacks and three pressures over his area ... Was penalized just four times on 2,461 snaps ...

2008: Started all 13 games as a junior at LT ... Switched to LT after playing on the right side during his first two seasons ... Team captain ... Earned All-America honorable mention by The NFL Draft Report ... Named first-team All-Pac 10 ... Member of the Outland Trophy Preseason Watch List ... Registered a school single-season record with 125 knockdowns with 17 TD-resulting blocks (tops in Pac-10) ... Paved the way for an offense that averaged 401.2 yards (237.2 passing, 164.0 rushing) ... Had at least one TD-resulting block in all 13 games ... On 58 10-plus yard rushes by a running back, 45 of those carries came to the left side of the line ... Team generated 2,988 of its 5,231 yards of total offense (57.1 pct.) over the left side of the field ...

2007: Started all 12 games at RT ... Was third-team All-America selection and All-Pac 10 first-team selection by The NFL Draft Report ... Graded a conference-best 86.6 percent for blocking consistency, tops in the nation among RTs ... Registered 95 knockdowns with 12 of those down field and 15 resulting in TDs ... The 15 TD-resulting blocks tied Virginia's Eugene Monroe for most by an active Division I-A player ... Had a TD-resulting block on 78.9 percent of the team's TD drives ... Was penalized only twice and charged with only two QB

sacks and one pressure on 531 pass plays ...

2006: Started all 12 games as a redshirt freshman at RT ... Earned first-team Freshman All-America honors from The NFL Draft Report ... Selected honorable mention All-Pac 10 by the league's coaches ... Ranked second in the conference with a blocking consistency grade of 84.5 percent, behind only Southern California center Ryan Kalil (87.4 pct.) ... Posted 83 knockdowns including 10 down field and 11 that resulted in TDs ... Gave up only 2.5 of the 31 sacks allowed by the offensive line on 356 pass plays ... Became first freshman in school history and the Pac-10 to hold his opponents to no statistics in three games over the course of the season.

2005: Spent season on the scout team and did not play in any games.

HIGH SCHOOL: Attended John Burroughs High School (Ridgecrest, Calif.) ... Named Foothill League co-lineman of the year as a senior ... Added Los Angeles Times All-Region San Fernando Valley honors was named Super Prep All-American ... Competed in the Cali-Florida All-Star game in Miami ... Started at LT as a senior and at RT his first two seasons ... Also lettered in basketball and track, setting school records in the shot put and discus during his two seasons ... Four-time Honor Roll student and Scholar-Athlete Award winner.

PERSONAL: Single ... Resides in Burbank, Calif. ... Father, Jeff, played basketball at Jacksonville University ... Mother, Abbie, is a Columbia University graduate and journalist. She owns a personal training business ... Comes from a family of athletes, actors, writers and painters ... Born in Brooklyn, N.Y. ... Full name: Eben Britton.




96 TERRANCE KNIGHTON
DEFENSIVE TACKLE

6-3, 325 LBS.
TEMPLE
BORN JULY 4, 1986
WINDSOR, CONNECTICUT
ACQ. 3RD ROUND OF 2009 DRAFT
(72ND OVERALL)

Selected with the first of back-to-back third-round picks ... First player drafted by the Jaguars from Temple, and highest-drafted defensive tackle by the club since 2002 (John Henderson) ... Highest-drafted player from Temple since Lance Johnstone was selected with the 57th pick by Oakland in 1996 and first player drafted since 2005 (LB Rian Wallace, 2005).

COLLEGE: Three-year starter at Temple who saw significant action as a true freshman ... Played in 46 games with 34 starts and had 26.0 tackles for loss ... Had six career fumble recoveries and blocked four kicks ... Earned degree in criminal justice ...

2008: Played in all 12 games with 11 starts and served as team captain ... Also saw action on the field goal and PAT units ... Finished with 54 tackles (35 solo), 7.5 tackles for loss, five passes defended, team-high three fumble recoveries and one sack ... Posted four tackles and one fumble recovery at Buffalo ... Recovered a fumble in the fourth quarter against Ohio which led to the game-winning TD ... Had nine tackles and blocked an extra point at Navy ... Earned coaches' defensive player of the week honors four times during the season ...

2007: Played in all 12 games with 11 starts ... Named team's defensive MVP ... Finished with 8.5 tackles for loss and a team-high three fumble recoveries ... Led team with three blocked kicks ... Recovered two fumbles, blocked a 54-yard field goal attempt and posted a sack at Army ... Scored first career TD against NIU as he recovered a fumble and raced 66 yards for a score ... Totaled eight solo tackles and blocked two kicks

at Western Michigan ...

2006: Played in 12 games with 11 starts as a sophomore ... Made 57 tackles (32 solo), 6.5 tackles for loss, three sacks, two forced fumbles, two QB pressures and four passes defended ... Recorded one sack and two tackles for loss at Vanderbilt ... Had season-high eight tackles and a forced fumble vs. BGSU ...

2005: Played in 10 games as a true freshman and made one start ... Finished with 17 tackles (10 solo), 3.5 tackles for loss and one forced fumble ... Posted a season-high 11 tackles and 2.5 tackles for loss at Navy ... One of only 11 true freshmen to see action and one of five to earn starts.

HIGH SCHOOL: Attended Milford Academy (prep school) in New Berlin, New York in 2004 ... Was two-year letterman at Windsor High School (Connecticut), playing TE and DE ... Earned all-state honors in 2003 ... Finished with 30 receptions for 400 yards and four TDs as a junior ... Elected to the Rhode Island-Connecticut All-Star Game ... Named All-CCC West League as a basketball player.

PERSONAL: Son of Rochelle Knighton ... Resides in Windsor, Conn. ... Full name is Terrance Knighton.

TERRANCE KNIGHTON'S STATISTICS

	GP/GS	TKL	SOLO	ASST	SACKS	TFL	INT	FF	FR
2005	10/1	17	10	7	0.0	3.5	0	1	0
2006	12/11	57	32	25	3.0	6.5	0	2	0
2007	12/11	56	28	28	2.0	8.5	0	0	3
2008	12/11	54	35	19	1.0	7.5	0	1	3
TOTALS	46/34	184	105	79	6.0	26.0	0	4	6

ADMIN

COACHES

STAFF

PLAYERS

HISTORY

RECORDS

MISC.



ADMIN

COACHES

STAFF

PLAYERS

HISTORY

RECORDS

MISC.

**21 DEREK COX**
CORNERBACK

6-1, 190 LBS.
 WILLIAM & MARY
 BORN SEPTEMBER 22, 1986
 GREENVILLE, NORTH CAROLINA
 ACQ. 3RD ROUND OF 2009 DRAFT
 (73RD OVERALL)

Second-highest drafted player in William & Mary history with only current NFL safety Darren Sharper taken higher (2nd, 1997, Green Bay) ... Joins Sharper and Arizona's Mike Leach as the only former William & Mary players on a current NFL roster ... Selected with choice obtained from New England for a 7th (232) and a 2010 2nd-round pick ... Was the second player taken overall from the Football Championship Subdivision (FCS) ... Timed at 4.39 in the 40-yard dash.

COLLEGE: Three-year starter and two-time All-Colonial Athletic Association selection ... Was one of just four players in current Tribe Head Coach Jimmye Laycock's 30-year tenure to be selected as captain for two seasons ... Registered nine career interceptions and 172 tackles ... Scored four TDs as a senior, two as CB and two as punt returner ... Graduated with a degree in marketing and concentration in entrepreneurship ...

2008: Compiled 43 tackles, two tackles for loss and four INTs ... Scored four touchdowns as a CB and PR ... Led team with four INTs including two returned for TDs ... Returned two of 12 punts for TDs including an 89-yard return against Northeastern ... Added 80-yard punt return for TD vs. Richmond ... Returned an INT for a TD in the fourth quarter at North Carolina State in the season-opener ...

2007: Started all 11 games and served as team captain ... Was third-team All-CAA selection ... Led the team with three INTs and added 51 tackles and 3.5 tackles for loss ... Had two INTs for 69 yards, three passes defended and six tackles against Towson ... Posted team-high eight tackles against Maine ...

2006: Finished with 59 tackles and emerged as one of the league's top cover corners ... Led team with nine passes defended and added one INT and two

fumble recoveries ... Recorded two double-digit tackle games including a career-high 14 at Liberty ... Tallied 11 tackles (8 solo) at Towson ... Returned an INT 25 yards at Delaware ...

2005: Saw action in 11 games as a red-shirt freshman, primarily on special teams ... Earned two starts at CB ... Blocked a punt at VMI ... Registered first career INT against James Madison ...

2004: Spent season on the scout team.

HIGH SCHOOL: Attended J.H. Rose High School (Greenville, NC) ... Two-year letterman at DB, WR, PR and KR ... Part of 2003 4-A State Championship team ... Had five punt returns for TDs and one kickoff return for a TD as a senior ... Recorded 10 INTs as a junior ... Was teammates with 2009 New York Giants fourth round pick Andre Brown ... Played centerfield for state championship baseball team.

PERSONAL: Single ... Resides in Greenville, N.C. ... Has fraternal twin sister, Shannon ... Served as President of SAAC (Student Athletic Advisory Council) during 2008-09 season at William & Mary... Presented the 2008 Leadership Award by Alpha Kappa Alpha Sorority ... Member of Ebony Expression Gospel Choir ... Brother, Travis, played football at East Carolina with Jaguars quarterback David Garrard ... Full name: Derek Cox.

DEREK COX'S STATISTICS

	GP/GS	TKL	SOLO	ASST	TFL	INT	PBU	FF	FR
2005	11/2	19	12	7	0.0	1	1	1	0
2006	11/10	59	41	18	0.5	1	9	0	2
2007	11/11	51	35	16	3.5	3	5	0	0
2008	11/11	43	33	10	2.0	4	5	0	0
TOTALS	44/34	172	121	51	6.0	9	20	1	2




80 MIKE THOMAS
WIDE RECEIVER

5-8, 198 LBS.
ARIZONA
BORN JUNE 4, 1987
DESOTO, TEXAS
ACQ. 4TH ROUND OF 2009 DRAFT
(107TH OVERALL)

One of three receivers selected by the Jaguars, the second-most in franchise history (4, 1996) ... Teammate of Jaguars 2009 second-round pick Eben Britton at Arizona ... Pac-10's all-time leader in receptions with 259.

COLLEGE: Four-year starter, playing in 48 games with 39 starts ... Career totals included 259 receptions for 3,231 yards (12.5 avg.) and 23 TDs ... Set school and Pac-10 record in receptions, topping the previous mark of 258 by Arizona State's Derek Hagan (2002-05) ... Ranked third in school history in receiving yards, eighth in Pac-10 history ... Ranked third in school history with 23 career TDs and fourth with 4,891 all-purpose yards ... Caught at least one pass in 47 of 48 games played (the only game he did not have a reception was vs. Arizona State in 2005, as he played in the game as a decoy, wearing a cast after suffering broken bones in his hand the previous week) ... Was coached by the Jaguars coaching staff at the 2009 Senior Bowl ... Majored in communications ...

2008: Started all 13 games at SE and finished with 74 receptions for 825 yards and four TDs ... Scored TDs three different ways (4 receiving, 2 punt returns, 1 kick return) and led team to first bowl appearance in nine seasons ... Amassed 1,648 all-purpose yards, third-best in the league ... Became just 12th player in league history to earn All-Pac 10 first-team honors at multiple positions in the same season (as a receiver and punt returner) ... Ranked second in the league and 15th in the nation with a 13.5 punt return average on 29 attempts with two TDs ... Led the league with an average of 5.69 receptions per game ... Added 114 yards and one TD on 24 carries and returned 14 kickoffs for 317 yards (22.6 avg.) ... Ranked fifth in the league with 126.7 all-purpose yards per game average ... Had season-high 11 receptions for 127 yards and one TD at New Mexico ...

2007: Started all 12 games and led team with a career-high 83 receptions for 1,038 yards and 11 TDs ... The 83 receptions

ranked as third-most in team history behind Bobby Wade (92, 2002) and Dennis Northcutt (88, 1999) ... Tied school single-season record with 11 TDs ('T' Bell, 1974) ... Led Pac-10 with an average of 5.7 catches per game ... Finished second in the Pac-10 with 152.2 all-purpose yards per game ... Added 173 yards on 10 carries and averaged 23.7 yards on 26 kickoff returns ... Named first-team All-Pac 10 ... Recorded 12 receptions vs. California and Southern California ... Totaled 165 yards and three TDs on 10 receptions at Washington ...

2006: Started 10 games at SE as a sophomore ... Ranked second on the team with 50 catches for 597 yards (11.9 avg.) and two TDs ... Added six rushes for 68 yards ... All-Pac 10 honorable mention ...

2005: Played in all 11 games as a true freshman with four starts ... Led the team with 52 receptions for 771 yards (14.8 avg.) and five TDs ... Named Pac-10 Freshman of the Year, the first player in school history to receive the honor ... Generated 811 all-purpose yards.

HIGH SCHOOL: Three-sport standout at DeSoto High (Texas) ... Earned 2004 All-District 7-5A honors as both as receiver and return specialist ... Added Prep Star All-Midlands and Super Prep All-Southwest ... Had 333 rushing yards on 26 carries as a senior and 15 receptions for 205 yards in a run-oriented offense ... Competed in the U.S. Army All-America Bowl at San Antonio, a game that featured the top 78 national players.

PERSONAL: Single ... Resides in DeSoto, Texas ... Son of Faye and Michael Thomas ... Served as valet parking attendant at his church ... Born in Bossier, La. ... Full name: Michael Thomas.

ADMIN

COACHES

STAFF

PLAYERS

HISTORY

RECORDS

MISC.



MIKE THOMAS' STATISTICS

RECEIVING	GP/GS	NO	YDS	AVG	LG	TD
2005	11/4	52	771	14.8	75	5
2006	12/10	50	597	11.9	39	2
2007	12/12	83	1,038	12.5	66	11
2008	13/13	74	825	11.1	56	4
TOTALS	48/39	259	3,231	12.5	75	23



87 JARETT DILLARD

WIDE RECEIVER

5-10, 187 LBS.
 RICE
 BORN DECEMBER 21, 1985
 SAN ANTONIO, TEXAS
 ACQ. 5TH ROUND OF 2009 DRAFT
 (144TH OVERALL)

Set numerous school, conference and NCAA records ... Only player in college football history to produce two seasons with at least 20-plus TD receptions ... Became first player in school history to receive postseason all-conference honors three consecutive seasons.

COLLEGE: ... Started 46 of 49 games ... Set NCAA record with 60 career TD receptions, surpassing the previous mark of 50 by Troy Edwards of Louisiana Tech ... The 60 total TDs tied DeAngelo Williams of Memphis (2002-05) for the conference record ... Set conference record with 4,138 career receiving yards, becoming only the 10th player in college football history to gain over 4,000 receiving yards ... Finished with school-record 292 receptions, second-most in Conference USA history ... Was first player in league history to produce three consecutive 1,000-yard receiving seasons ... Caught at least one TD pass in 32 games, breaking the NCAA major college record of 27 games by Ryan Yarborough of Wyoming (1990-93) ... Holds top three single-season spots for TD catches in league history with 21 in 2006, 20 in 2008 and 14 in 2006 ... Graduated in May 2008 with a degree in political science.

2008: Led the nation with 20 TD receptions ... Had 87 receptions for 1,310 yards (15.1 avg.) ... Ranked third in the conference with an average of 6.7 receptions per game and 100.8 receiving yards per game ... His 1,310 receiving yards ranked as fourth-most in league history ... Became school's first Football Writers Association All-America selection since Buddy Dial in 1958 ... Named first-team All-Conference USA ... Also earned first-team accolades from cbssports.com and second-team honors from The NFL Draft

Report and Walter Camp ... Was first Rice player since 2002 to be invited to the East-West Shrine Game ... Set a school record with four TD receptions vs. North Texas ...

2007: Started all 12 games and led the team with 79 receptions for 1,057 yards and 14 TDs ... Ranked second in the league with an average of 6.58 receptions per game and third with 88.1 receiving yards per game ... Named first-team All-Conference USA and Sports Illustrated All-America honorable-mention ...

2006: Started all 13 games and was one of the nation's most prolific receivers, finishing with a school-record 91 receptions for 1,247 yards (13.7 avg.) and conference-record 21 TDs ... Was finalist for the Biletnikoff Award, given to the nation's top receiver ... Set NCAA single-season record with at least one TD catch in 13 consecutive games, surpassing the mark of 12 games by both Randy Moss of Marshall and Larry Fitzgerald of Pittsburgh ... Ranked fifth in the nation with 7.0 receptions per game and eighth with 95.6 receiving yards per game ... Became first player in school history to post 1,000-yard receiving season ... His 91 receptions ranked third in league history ... Was first-team All-America selection by The NFL Draft Report and ESPN and voted second-team by Associated Press, The Sporting News and Sports

ADMIN

COACHES

STAFF

PLAYERS

HISTORY

RECORDS

MISC.



Illustrated ...

2005: Started eight of 11 games as a redshirt freshman ... Led the team with 35 receptions for 524 yards (15.0 avg.) with five TDs ... Earned All-Conference USA Freshman honors.


HIGH SCHOOL: Three-year starter at Sam Houston High ... Was two-time All-District 28-4A selection as WR ... Helped basketball team reach Class 4-A state tournament as a junior and also com-

peted on track team ... Graduated first in his class and was member of National Honor Society while also serving as a class officer.

PERSONAL: Single ... Son of Robin and Porter Dillard ... Sister, Tai, was a stand-out basketball player at Texas, played professionally with San Antonio in the WNBA, and currently serves as an assistant coach at Texas-San Antonio ... Has younger brother, Darik ... Full name: Jarett Juma Porter Dillard.

JARETT DILLARD'S STATISTICS

RECEIVING	GP/GS	NO	YDS	AVG	LG	TD
2005	11/8	35	524	15.0	51	5
2006	13/13	91	1,247	13.7	65	21
2007	12/12	79	1,057	13.4	60	14
2008	13/13	87	1,310	15.1	80	20
TOTALS	49/46	292	4,138	14.1	80	60



49

ZACH MILLER

TIGHT END

6-4, 245 LBS.
 NEBRASKA-OMAHA
 BORN OCTOBER 4, 1984
 WAHOO, NEBRASKA
 ACQ. 6TH ROUND OF 2009 DRAFT
 (180TH OVERALL)

Former college QB who makes move to TE ... Extremely athletic player who has ability to play multiple positions ... Only third TE drafted by the Jaguars in the last seven years ... First Nebraska-Omaha player drafted since TE Ryan Krause (San Diego, sixth round 2004).

COLLEGE: Rushed for school-record 50 TDs in four seasons ... Served as team captain for final three seasons ... Began career at Nebraska as walk-on ... Played TE for the first time at the 2009 Valero Cactus Bowl in Kingsville, Texas, a Division II all-star game held each January. Finished with five receptions for 116 yards and one TD in that game ... Had at least 10 TDs in each of his final three seasons ... Career passing totals included 305 of 501 for 4,096 yards with 26 TDs ... Finished with 3,122 career rushing yards with school-record 50 TDs ... Averaged 72.6 rushing yards per game and 7.1 points per game in four seasons ... Led team in rushing and passing as a senior ... Scored school single season record 19 rushing TDs as a sophomore.

2008: Started 11 games at QB and led team to 7-4 record ... Was 115 of 179 passing for 1,508 yards and 11 TDs ... Had team-high 1,061 rushing yards and

18 TDs on 175 carries ... Averaged 96.5 rushing yards per game with three 100-yard rushing games ... Threw for season-high 252 yards at Central Missouri, completing 17 of 19 passes ... Totaled 239 rushing yards and four TDs on 21 carries at Washburn ... Finished with 195 rushing yards and three TDs at Missouri Southern ... Named the Mid-America Intercollegiate Athletic Association offensive player of the week three times and was an All-MIA second-team selection.

2007: Started 11 games at QB ... Threw for career-high 1,553 yards and 10 TDs with a 60.5 completion pct. ... Ranked second on team in rushing with 822 yards and scored 10 TDs on 166 carries ... Posted three games with 200-plus passing yards and two with 100-plus rushing yards ... Set a school record for completion pct. vs. Western Washington, completing .889 pct. of his passes (16 of 18) ... Rushed for 124 yards vs. Minnesota-

ADMIN

COACHES

STAFF

PLAYERS

HISTORY

RECORDS

MISC.



Duluth and season-high 162 yards against South Dakota ... Named the NCC's outstanding offensive back and was second Football Gazette all-region ...

2006: Rushed for 1,098 yards and scored a school-record 19 TDs ... Played in 10 games ... Threw for 713 yards and four TDs ... One of only three QBs in school history to rush for more than 1,000 yards ... Rushed for a TD in 10 of 11 games and averaged 109.8 rushing yards per game ... Had six 100-plus yard rushing games including season-high 165 yards at Minnesota State ... Scored four TDs and rushed for 152 yards in season-finale vs. North Dakota State ... Earned All-NCC honors and second-team all-region by Daktronics and D2Football.com ...

2005: Played in 10 games and saw action as reserve QB and WR ... Had 29 rushes for 141 yards with three TDs and

was 21 of 35 passing for 322 yards and one TD ... Scored on one-yard TD reception vs. Nebraska-Kearney in season-opener ...

2003-04: Spent 2003 season at Nebraska as a walk-on before transferring to Nebraska-Omaha in 2004 ... Participated in spring football in 2005.

HIGH SCHOOL: Attended Bishop Neumann (Wahoo, Neb.) ... Was three-sport standout, competing in basketball, baseball and football ... Set school record as a senior with 1,200 passing yards and 980 rushing yards ... Earned first-team all-state honors as a senior.

PERSONAL: Married (Kristen) ... Has two sisters, Ashley and Cassie ... Son of Ramona and Buzz ... Resides in Omaha, Nebraska ... Full name: Zachary Miller.

ZACH MILLER'S STATISTICS

PASSING	GP/GS	ATT	CMP	PCT	YDS	TD	INT	LG	EFF
2005	11/0	35	21	60.0	322	1	1	36	141.0
2006	10/9	97	54	55.7	713	4	5	49	120.7
2007	11/11	190	115	60.5	1,553	10	8	58	138.1
2008	11/11	179	115	64.2	1,508	11	8	66	146.4
TOTALS	43/31	501	305	60.9	4,096	26	22	66	137.9

RUSHING	GP/GS	NO	YDS	AVG	LG	TD
2005	11/0	29	141	4.9	18	3
2006	10/9	148	1,098	7.4	77	19
2007	11/11	166	822	5.0	40	10
2008	11/11	175	1,061	6.1	76	18
TOTALS	43/31	518	3,122	6.0	77	50



23 RASHAD JENNINGS
RUNNING BACK

6-1, 235 LBS.
 LIBERTY
 BORN MARCH 26, 1985
 FOREST, VIRGINIA
 ACQ. 7TH ROUND OF 2009 DRAFT
 (250TH OVERALL)

Selected with first of two seventh-round compensatory picks ... First Liberty player drafted by the Jaguars ... Three-year starter who set Big South records for rushing yards, rushing attempts, TDs and 100-yard games.

COLLEGE: Rushed for 4,044 yards and 43 TDs and had 48 receptions for 557 yards during collegiate career ... Began career at Pittsburgh in 2005 before transferring to Liberty following freshman season ... Played in 39 games during career, including 31 at Liberty ... In three

seasons at Liberty rushed for Big South Conference-record 3,633 yards on 633 attempts (5.7 avg.) with 42 TDs ... Was Big South Offensive Player of the Year in 2007 and consensus first-team All-America selection as a senior ... Set conference record with 22 100-yard rush-

ADMIN

COACHES

STAFF

PLAYERS

HISTORY

RECORDS

MISC.



ing games including 10 as a senior ... Set Big South record with at least three rushing TDs in four different games ... His 42 career rushing TDs ranked second in league history ... Finished with 4,155 all-purpose yards, becoming only the second player in league history to accomplish the feat ... Was coached by the Jaguars coaching staff in the 2009 Senior Bowl ... General studies major ...

2008: Started 11 games and set Big South records with 263 attempts for 1,500 yards with 17 TDs ... Also set conference mark for 100-yard rushing games with 10 and rushing yards per game at 136.7 ... Added 24 receptions for 190 yards and 2 TDs ... Ranked second in league history with 1,690 all-purpose yards (153.6 avg.) ... Named Big South Conference Player of the Year and became just the second player in league history to become a finalist for the Walter Payton Award ... Was consensus first-team All-America selection ... Ran for a career-high 220 yards vs. Youngstown State ...

2007: Led conference with 1,113 rushing yards on 191 attempts (5.8 avg.) and set a conference record with 15 TDs ... Had two scores on 13 receptions ... Ranked second in the conference and 25th in the nation with an average of 154.3 all-purpose yards per game ... Team captain ... Recorded seven 100-yard rushing games ... Earned league Player of the Week honors four times en route to being named Big South Offensive Player of the Year ...

2006: Transferred to Liberty and started nine of 11 games as a sophomore ... Led

the team and ranked second in the conference with 1,020 rushing yards and 10 TDs on 179 carries ... Ranked fourth in the league with an average of 97.8 all-purpose yards per game ... Earned All-Big South first-team honors ...

2005: Enrolled at Pittsburgh in 2004 but deferred his enrollment until January of 2005 ... Played in eight games as a freshman and ranked second on the team with 411 rushing yards on 86 carries with one TD ... Became only fourth true freshman in Pitt history to start a season-opener.

HIGH SCHOOL: Spent first two seasons at Jefferson Forest High before transferring to Liberty Christian Academy ... Was two-time All-Virginia Division II and All-Virginia Independent Conference honoree ... Rated one of the top 25 prospects in Virginia by Rivals100.com ... Added Super Prep All-Mid Atlantic honors ... Saw action at RB and LB ... Combined for 3,287 yards and 56 TDs in his last two seasons, gaining 1,978 rushing yards with 28 TDs as a senior and posting 75 tackles ... Had 19 rushing TDs as a junior ... Also lettered in basketball.

PERSONAL: Single ... Resides in Forest, Va. ... Son of Deborah and Albert Jennings ... Brother, Butch, played at Virginia Military Institute and Liberty while brother, Bryan, was a TE at Virginia Tech and later played in the NFL with San Diego, New England and Tennessee ... Bryan currently serves as an assistant coach with Atlantic Shores Christian (Chesapeake, Va.) ... Full name: Rashad Jennings.

RASHAD JENNINGS' STATISTICS

RUSHING	GP/GS	NO	YDS	AVG	LG	TD
2005*	8/1	86	411	4.8	31	1
2006	11/9	179	1,020	5.7	62	10
2007	9/8	191	1,113	5.8	64	15
2008	11/11	263	1,500	5.7	58	17
TOTALS	39/29	719	4,044	5.6	64	43

RECEIVING	GP/GS	NO	YDS	AVG	LG	TD
2005*	8/1	5	35	7.0	14	0
2006	11/9	6	56	9.3	26	0
2007	9/8	13	276	21.2	64	2
2008	11/11	24	190	7.9	42	2
TOTALS	39/29	48	557	11.6	64	4

* Played at University of Pittsburgh

ADMIN

COACHES

STAFF

PLAYERS

HISTORY

RECORDS

MISC.



ADMIN

COACHES

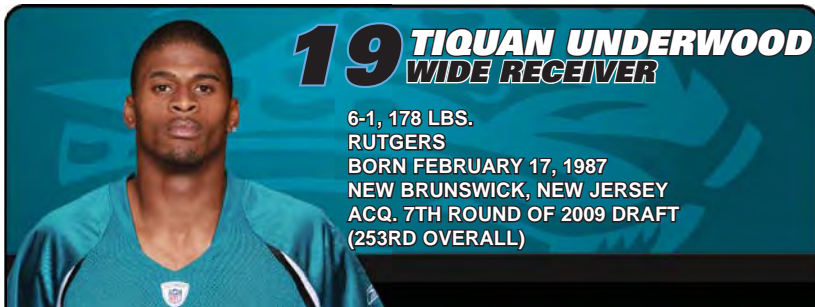
STAFF

PLAYERS

HISTORY

RECORDS

MISC.



Selected with one of two compensatory picks ... Four-year letterman at Rutgers with explosive speed ... One of three WRs selected by the Jaguars in 2009, the second-most in franchise history ... First Rutgers player drafted by the Jaguars.

COLLEGE: Started 32 of 49 games in four seasons ... Totaled 132 receptions for 1,931 yards (14.6 avg.) with 16TDs ... Also saw action as a return specialist and amassed 2,887 all-purpose yards ... One of only three players in Rutgers history to record 1,000-yard receiving season ... 110 of his 132 catches resulted in first downs ... Had 28 receptions for 20-plus yards ... Ranked seventh in school history in receiving yards and eighth in receptions ... Tied for third on school's all-time list for TDs ... Finished with seven 100-yard receiving games, tied for second in school history ... Majored in sociology ...

2008: Played in all 13 games and finished with 40 receptions for 494 yards and five TDs ... Team captain ... Averaged 18.7 yards on 18 kickoff returns ... 34 of his 40 receptions resulted in first downs ... Finished with 901 all-purpose yards on 59 total touches ... Member of the AFCA "Good Works" team for outstanding work in the community ... Received the Loyal Knight Award, honoring the player whose character and dedication have proved resilient in his pursuit of excellence ...

2007: Started all 13 games and led team with a career-high 65 receptions for 1,100 yards (16.9 avg.) along with seven TDs ... Teamed up with Tennessee 2009 first-round pick Kenny Britt (1,232) to become first tandem in Big East history to post 1,000-plus receiving yards in the same season ... Had six 100-yard receiving games, third in Big East history behind Larry Fitzgerald of Pittsburgh (10, 2003) and Marvin Harrison of Syracuse (7, 1995) ... Became just the second player in school history to gain over 1,000 yards receiving ... Earned third-team consensus All-America honors and first-team

All-Big East Conference ... His 65 receptions ranked fourth in team history ... Of 65 receptions, 55 resulted in first downs (84.6 pct.), tops among the nation's receivers ... Had 18 receptions of 20-plus yards ... Registered seven TD-resulting blocks ... Ranked second in the nation in 2007 with 20 converted third-down receptions ... Began season with four consecutive 100-yard receiving games ... Registered 248 yards and two TDs on 10 receptions against Buffalo, the most receiving yards in school history and second-most in Big East history ...

2006: Played in 12 games with eight starts at flanker ... Finished fourth on the team with 23 receptions for 290 yards (12.6 avg.) and led the team with four TDs ... Of 23 receptions, 18 resulted in first downs ...

2005: Appeared in 11 games and finished with four receptions for 47 yards ... Took snaps at QB in shotgun formation ... Led Big East and ranked 19th in the nation, averaging 27.1 yards on 11 kickoff returns for 298 yards ...

HIGH SCHOOL: Attended Notre Dame High in Lawrenceville, N.J. ... Played WR as a sophomore and senior and QB as a junior ... Totaled 17 receptions for 400 yards with five TDs in the team's first two games as a senior before an injury in the third contest sidelined him for the season ... Was 70 of 103 passing for 1,144 yards and 16 TDs as a junior QB ... Had 35 receptions for 606 yards and 10 TDs as a sophomore ... Started at point guard on the school's basketball team as a sophomore and junior and led the team in scoring ... Also competed in hurdles and triple jump for outdoor track team where he set the state record for sophomores and juniors in the triple jump.



PERSONAL: Single ... Resides in Clayton, New Jersey ... Name pronounced tie-KWAHN ... Full name: Tiquan Underwood.

TIQUAN UNDERWOOD'S STATISTICS

RECEIVING	GP/GS	NO	YDS	AVG	LG	TD
2005	11/0	4	47	11.8	17	0
2006	12/8	23	290	12.6	30	4
2007	13/13	65	1,100	16.9	69	7
2008	13/11	40	494	12.4	26	5
TOTALS	49/32	132	1,931	14.6	69	16

2009 DRAFT CLASS



Top Row (L-R): Jarett Dillard, Zach Miller, head coach Jack Del Rio, general manager Gene Smith, director, player personnel Terry McDonough, Rashad Jennings, Tiquan Underwood
Front Row (L-R): Eugene Monroe, Eben Britton, Terrance Knighton, Derek Cox, Mike Thomas

2009 DRAFT BREAKDOWN

RD	PICK	PLAYER	POS	COLLEGE
1	8	Eugene Monroe	OT	Virginia
2	39	Eben Britton	OT	Arizona
3a	72	Terrance Knighton	DT	Temple
3b	73	Derek Cox	CB	William & Mary
4	107	Mike Thomas	WR	Arizona
5	144	Jarett Dillard	WR	Rice
6	180	Zach Miller	TE	Nebraska-Omaha
7a	250	Rashad Jennings	RB	Liberty
7b	253	Tiquan Underwood	WR	Rutgers

GAMES STARTED BY JAGUARS ROOKIES

GAMES	PLAYERS
16	5
15	3
14	2
13	3
12	3
11	3
10	0
9	2
8	3
7	3
6	1
5	3
4	0
3	6
2	5
1	9

ADMIN

COACHES

STAFF

PLAYERS

HISTORY

RECORDS

MISC.



ADMIN

COACHES

STAFF

PLAYERS

HISTORY

RECORDS

MISC.

**50 RUSSELL ALLEN**
LINEBACKER6-3 • 234 LBS. • SAN DIEGO STATE • ROOKIE FREE AGENT 2009
MAY 5, 1986 • OCEANSIDE, CALIFORNIA

COLLEGE: Started 43 of 48 games at LB, never missing a game in four seasons ... Career totals included 375 tackles, 22 tackles for loss, 3.5 sacks, three forced fumbles and four fumble recoveries ... Ranked second in school history in career tackles ... Led team with 107 tackles and ranked second with 9.5 tackles for loss as a senior ... Served as team captain his last two seasons ... Started at DE in two games as senior ... Played under Jaguars assistant defensive backs coach Thom Kaumeyer at San Diego State from 2005-06.

HIGH SCHOOL: Attended Vista High (Calif.)

... Named San Diego County defensive player of the year by the San Diego Union-Tribune, the North County Times and CIF ... Led team to consecutive Division I championship game appearances ... Recorded team-high 118 tackles as a senior and was also credited with four sacks, four fumble recoveries and three forced fumbles ... Named second-team all-state by CalHiSports.com ... All-Far West selection by SuperPrep.

PERSONAL: Single ... Resides in Oceanside, Calif. ... Full name: Russell Allen.

**17 TODD BOECKMAN**
QUARTERBACK6-5 • 243 LBS. • OHIO STATE • ROOKIE FREE AGENT 2009
JUNE 8, 1984 • ST. HENRY, OHIO

COLLEGE: Senior team captain and two-year letterman... Played in 27 games, completing 255 of 402 (63.4%) passes for 3,041 yards and 31 TDs... Started first three games of senior year (2008) and finished season completing 57 of 93 (61.3%) for 576 yards with 5 TDs, 2 INTs... Earned All-Big Ten honors as a junior after leading conference in passing efficiency (148.94)... As first-time starter completed 191 of 299 passes (63.9%) for 2,379 yards with 25 TDs, 14 INTs... Played in 3 games each in freshman and sophomore years... Graduated with bachelor's degree in consumer affairs in March of 2008.

HIGH SCHOOL: Four-year starter at St. Henry (Ohio), leading team to Division V state title game as freshman... Threw for 7,021 yards and 64 TDs in career... Was coached by his father, Tim Boeckman... Earned all-state honors in basketball and baseball.

PERSONAL: Single ... Older brother, Trent, played baseball at Defiance... Younger brother, Toby, plays football at University of Cincinnati... Cousin Cory Luebke pitched for Ohio State and is in San Diego Padres organization ... Full name: Todd Boeckman.

**44 BROCK BOLEN**
FULLBACK6-0 • 233 LBS. • LOUISVILLE • ROOKIE FREE AGENT 2009
MARCH 24, 1985 • GERMANTOWN, OHIO

COLLEGE: Three-year letterman at Louisville after transferring from Illinois in 2005 ... Played in 46 games, including 35 at Louisville ... Career totals included 1,321 rushing yards on 271 carries with 16 rushing TDs and four receiving TDs ... Ranked second on team as a senior with 518 yards on 124 carries with seven rushing TDs and one receiving score ... Recorded two career 100-yard rushing games ... Majored in sports management.

HIGH SCHOOL: Attended Valley View High (Ohio) ... Rushed for 2,087 yards and 40 TDs as a senior and 2,287 yards and 43 TDs as a junior ... Voted first-team all-state by the Dayton Daily News and Middletown Journal Herald.

PERSONAL: Married (Haley) ... Resides in Germantown, Ohio ... Full name: Brock Bolen.



43 MICHAEL DESORMEAUX

STRONG SAFETY

6-0 • 215 LBS. • LOUISIANA-LAFAYETTE • ROOKIE FREE AGENT 2009
SEPTEMBER 29, 1985 • NEW IBERIA, LOUISIANA

COLLEGE: Gifted athlete who was a four-year letterman at QB ... Expected to compete at safety and on special teams ... Played WR and DB early in his college career ... Named Sun Belt Conference Offensive Player of the Year as a senior ... Was 155 of 247 passing for 1,876 yards and 13 TDs in 2008, and added 1,043 rushing yards and five TDs rushing ... Averaged more than 100 yards rushing per game as a junior, becoming the first player in school history since former NFL star Brian Mitchell (119.2, 1989) to accomplish the feat ... Four-time selection to Sun Belt Commissioner's List and was named to 2009 National Football Foundation and College Hall of Fame Hampshire Honor Society ... Graduated in December 2008 with a degree in general studies.

HIGH SCHOOL: Attended Catholic High ... Four-year letterman in football and basketball, as well as five years in track and three in baseball ... Led football team to three consecutive postseason appearances and three straight district titles ... Named first-team Class 3A All-State ... Finished 173 of 287 passing for 2,447 yards with 27 TDs as a senior ... Added 656 rushing yards and eight TDs ... Holds single-season and career school record for passing yards.

PERSONAL: Married (Lindsay) ... Has one older brother, Beau, one older sister, Lili and a younger brother, Matthew, who plays TE at Louisiana-Lafayette ... Distant cousin of Kentucky Derby winning jockey Kent Desormeaux ... Name pronounced DEZ-or-mo ... Full name: Michael John Desormeaux.



18 MAURICE DUPREE

WIDE RECEIVER

5-10 • 177 LBS. • JACKSONVILLE STATE • ROOKIE FREE AGENT 2009
MARCH 7, 1986 • CENTRE, ALABAMA

COLLEGE: Played in 31 games and totaled 61 receptions for 1,005 yards and 11 TDs ... Was multiple All-OVC selection as a senior, where he was a first-team WR and second-team return specialist ... In 2008 finished with career-high 49 receptions for 799 yards and school-record 10 TDs ... Led the conference as a senior, averaging 28.3 yards per kickoff return and 11.3 per punt return ... Earned second-team all-conference honors as a junior where he ranked fourth in the nation with a 29.4 average per kickoff return

and 13.9 average per punt return ... Majored in sociology.

HIGH SCHOOL: Attended Cherokee County High and played for Thomas Curry.

PERSONAL: Single ... Son of Jacqueline Dupree ... Has two younger brothers, Chris and D.J. ... His uncle, Billy Joe Dupree, played for the Dallas Cowboys (1973-83) ... Full name: Maurice Antwan Dupree.



36 MESPahn FORRESTER

DEFENSIVE BACK

6-2 • 207 LBS. • WASHINGTON • ROOKIE FREE AGENT 2009
MARCH 10, 1986 • LOS ANGELES, CALIFORNIA

COLLEGE: Three-year starter and All-Pac 10 selection as a junior ... Career totals included six INTs, 180 tackles, three tackles for loss and 16 passes defended ... Recorded two INTs and 56 tackles as a senior ... Started all 13 games at SS as a junior and finished with a career-high 93 tackles including four double-digit tackle games ... Season was highlighted with a 54-yard INT return for a TD against Southern California ... Redshirted as a freshman in 2004 ... Majored in American ethnic studies.

HIGH SCHOOL: Played SS at Venice High in Los Angeles ... Helped team to a 13-1 record as a senior as team advanced to Los Angeles City Championship ... Totaled 90 tackles and four INTs as an All-Western League selection as a senior ... Played in the CaliFlorida Bowl V.

PERSONAL: Single ... Mother, Sarah McKenzie, is a bone marrow transplant specialist ... Older brother, Wale, played CB at California ... Has four siblings: Jamaal, Hashim, Wale and Naeem ... First name pronounced MEZZ-fin.

ADMIN

COACHES

STAFF

PLAYERS

HISTORY

RECORDS

MISC.



ADMIN

COACHES

STAFF

PLAYERS

HISTORY

RECORDS

MISC.

**60 GEORGE HYPOLITE**
DEFENSIVE TACKLE**6-1 • 305 • COLORADO • ROOKIE FREE AGENT 2009**
AUGUST 1, 1987 • LOS ANGELES, CALIFORNIA

COLLEGE: Four-year letterman who made 32 career starts ... Career totals included 149 tackles, 12.5 sacks, 32 tackles for loss, two fumble recoveries and one INT ... Earned second-team All-Big 12 honors as a senior, finishing with 45 tackles, seven tackles for loss and four sacks ... Racked up 44 tackles and earned first-team All-Big 12 honors as a junior ... Graduated in three years with a degree in ethnic studies and took additional courses to earn a second degree in women's studies in December 2008 ... Earned first-team Academic All-Big 12 team honors as both a junior and senior.

HIGH SCHOOL: Attended Loyola High (Calif.) ... Did not play organized football until his junior season ... As a senior, earned SuperPrep All-Far West honors and was first-team All-Sierra League performer at DE and FB ... Rushed for 520 yards and five TDs and was in on 45 tackles with six QB sacks, 35

hurries, two forced fumbles and one fumble recovery ... Earned all-league honors as a junior at FB after compiling 669 yards on 121 carries with five TDs ... Was three-year letterman in basketball and member of two CIF Division 1-A championship teams ... Earned a "free spirit" scholarship he utilized at Loyola, awarded to a student who embodies free spirit in academics ... Owned a 3.28 grade point average in high school.

PERSONAL: Single ... Born in Los Angeles ... Last name is pronounced: hip-puh-light ... Very active in the community, logging more than 300 hours in two straight summers preparing food for homebound AIDS patients and worked extensively at a Los Angeles area shelter for battered women ... Worked summer in school's sales and marketing office, helping sell season football tickets ... Name pronounced HIP-o-lite ... Full name: George Hypolite.

**40 PETE ITTERSAGEN**
CORNERBACK**5-10 • 189 LBS. • WHEATON • ROOKIE FREE AGENT 2009**
SEPTEMBER 28, 1985 • WHEATON, ILLINOIS

COLLEGE: Four-year starter and three-time All-America selection at both CB and return specialist ... Registered school record nine career TD returns (five punt, three INT, one kick) and holds school record with 65 punt returns for 1,075 yards (16.5 avg.) ... Career totals included 252 tackles (189 solo) and 60 passes defended, fifth-most in Division III history ... Became 12th player in school history to sign a NFL contract ... Selected to the Associated Press' "Little All-America Team" first-team and was also recognized as first-team Division III All-America by the American Football Coaches Association (AFCA) for the second consecutive year ... As a senior

returned 25 punts for school-record 464 yards with two for TDs and had three TD returns in the team's four postseason games ... Graduated with degree in business and economics.

HIGH SCHOOL: Attended Wheaton High (Ill.) ... Two-year starter ... Named Gatorade Athlete of the Year as a senior ... Also lettered in baseball, setting 12 school records.

PERSONAL: Single ... Resides in Wheaton, Ill. ... Name pronounced itter-SAY-gun ... Full name: Pete Ittersagen.



47 TYLER LORENZEN

TIGHT END

6-5 • 229 LBS. • CONNECTICUT • ROOKIE FREE AGENT 2009
DECEMBER 24, 1985 • FREMONT, IOWA

COLLEGE: Started 21 games at QB in two seasons at Connecticut ... Career totals included 276 of 509 passing for 3,236 yards with 16 TDs ... In 2008 started eight games and finished 79 of 162 passing for 869 yards and three TDs ... Showed ability to run with 206 career rushes for 612 yards and five TDs ... Spent the 2006 season at Palomar Community College in San Marcos, Calif., after originally signing with Iowa State in 2005 ... Was JUCO All-America selection ... Management major.

HIGH SCHOOL: Attended Eddyville-Blakesburg High (Iowa) ... Named first-team all-state as a senior ... Three-year letterman in basketball, track and football.

PERSONAL: Single ... Resides in Fremont, Iowa ... Has several relatives who have played a variety of sports at Iowa State including football, volleyball and women's basketball ... Full name: Tyler John Lorenzen.



46 JEREMY NAVARRE

DEFENSIVE END

6-3 • 279 LBS. • MARYLAND • ROOKIE FREE AGENT 2009
MARCH 16, 1987 • JOPPATOWNE, MARYLAND

COLLEGE: Four-year letterman who started 48 of 50 games along the defensive line ... Career totals included 25.5 tackles for loss, 183 tackles and 11.5 sacks ... Started at DE his first three seasons before spending majority of senior season at DT ... Tied for fourth on team with 70 tackles as a senior including 2.5 sacks ... Had career-high 3.5 tackles for loss vs. Nevada in Humanitarian Bowl in final season ... Started career at Maryland as FB ... Graduated in December with a degree in kinesiology.

recoveries as a senior along with 15 receptions for 290 yards and three TDs ... Recorded 152 tackles, 11 sacks and six fumble recoveries as a junior ... Named Harford County Defensive Player of the Year as a senior and Baltimore Sun Athlete of the Year as a junior ... Selected as a National Football Foundation Scholar-Athlete ... Was state champion wrestler as a junior, finishing 88-2 in his prep career with 71 straight wins.

PERSONAL: Single ... Resides in Joppatowne, Md. ... Father, George, played football at Joppatowne High and was the school's first-ever state wrestling champ ... Name pronounced nuh-VAR ... Full name: Jeremy Navarre.



64 CECIL NEWTON

CENTER

6-2 • 310 LBS. • TENNESSEE STATE • ROOKIE FREE AGENT 2009
MARCH 20, 1986 • ATLANTA, GEORGIA

COLLEGE: Four-year letterman ... Part of an OL that led the conference in rushing for two consecutive seasons ... Blocked for 1,000-yard rusher the last three seasons ... Graded out an average of 90 percent per game as a senior with 30 knockdown blocks and did not give up a sack ... Had 24 pancake blocks with 40 knockdowns as a junior, giving up only four sacks ... Named first-team All-OVC as a sophomore ... Majored in business adminis-

tration.

HIGH SCHOOL: Attended West Lake High (Ga.) ... Earned All-Metro honors as a senior.

PERSONAL: Single ... Resides in Atlanta, Ga. ... Father, Cecil Sr., played at Savannah State and later with the Dallas Cowboys ... Full name: Cecil Newton.

ADMIN

COACHES

STAFF

PLAYERS

HISTORY

RECORDS

MISC.



ADMIN

COACHES

STAFF

PLAYERS

HISTORY

RECORDS

MISC.

**15 TODD PETERSON**
WIDE RECEIVER**6-4 • 215 LBS. • NEBRASKA • ROOKIE FREE AGENT 2009**
OCTOBER 26, 1985 • GRAND ISLAND, NEBRASKA

COLLEGE: Four-year letterman completed his career among the top five players in school history in receptions (108) and receiving yards (1,602) ... As a senior finished with 62 receptions, third-highest in school history, and 786 receiving yards ... Had at least three receptions in every game including four receptions for a career-high 96 yards and one TD in the Gator Bowl ... Registered 18 receptions for 359 yards and five TDs as a junior ... Graduated in December with a 3.7 GPA in nutritional science and dietetics ... Chosen as second-team ESPN The Magazine Academic All-America ... Four-time Academic All-Big 12 honoree ... Two-Time Wuerffel Award finalist (2007, 2008) and two-time Brook Berringer Citizenship Team (2007, 2008) selection ... Started his career as a walk-on.

HIGH SCHOOL: Three-sport athlete at Central Catholic High (Neb.) ... Lettered four times in football, basketball and track ... Set school career records for receptions and receiving yards ... Tied school mark with 10 career INTs ... Finished as the second-leading scorer in school history in basketball and qualified in four events for the state track meet as a senior ... Set school record with a high jump of 6-8 ½ ... Ranked first in his class.

PERSONAL: Single ... Resides in Grand Island, Neb. ... Two-year member of the Student-Athlete Advisory Committee ... Son of Ron and Becky Peterson ... Full name: Todd Peterson.

**14 ANDY STRICKLAND**
WIDE RECEIVER**6-0 • 197 LBS. • WOFFORD • ROOKIE FREE AGENT 2009**
SEPTEMBER 2, 1987 • GAFFNEY, SOUTH CAROLINA

COLLEGE: Finished career with 83 receptions for 1,540 yards (long 61), 15TDs ... Also scored five rushing TDs on 26 carries ... As senior in 2008 posted career-highs with 34 catches for 656 yards, seven TDs, adding two rushing TDs on 13 runs including 74-yarder... Started all 13 games as a junior and made 30 receptions for 599 yards, five TDs, and scored two rushing TDs ... Had 13 catches for 179 yards and two TDs as sophomore, with one rushing TD ... Majored in finance.

HIGH SCHOOL: Attended Gaffney (S.C.) High and was named to Shrine Bowl and all-state team as a senior... Received all-region and all-area honors and was two-time Academic all-area choice with 3.94 GPA... As a senior had 39 receptions for 592 yards, four TDs, and made three INTs playing CB despite missing five games due to injury.

PERSONAL: Born in Aiken, S.C... His father, Phil, is the head football coach at Gaffney High and played at Gardner-Webb.

**55 JOHNNY WILLIAMS**
LINEBACKER**6-2 • 246 LBS. • KENTUCKY • ROOKIE FREE AGENT 2009**
FEBRUARY 20, 1986 • JACKSONVILLE, FLORIDA

COLLEGE: A native of Jacksonville ... Four-year letterman who played in 49 career games ... Totaled 131 career tackles ... In 2008, finished with 39 tackles, eight tackles for loss, five sacks and two forced fumbles ... Registered career-high 43 tackles as a junior ... Majored in agricultural economics.

HIGH SCHOOL: Attended Fletcher High (Jacksonville, Fla.) and earned second-team all-state honors in final season ... Helped lead team to 12-2 record and trip to the state semifinals as a senior ... Totaled 89 tackles, 15 QB sacks and three fumble recoveries ... Missed all but two games of his junior season because of injury ... Coached by Joe



Reynolds ... Two-year letterman on the track and field teams, competing in shot put and discus.

PERSONAL: Single ... Resides in



45 JULIUS WILLIAMS

DEFENSIVE END

6-2 • 260 LBS. • CONNECTICUT • ROOKIE FREE AGENT 2009
JULY 19, 1986 • DECATUR, GEORGIA

COLLEGE: Never missed a game in four seasons, playing in 50 games with 26 starts ... Career totals included 92 tackles, 23 tackles for loss and 14.5 sacks ... Ranked second on team as a senior with 11 tackles for loss and six sacks ... Had two sacks each against Syracuse and Hofstra ... Ranked third on the team as a junior with 12 tackles for loss and led the squad with 8.5 sacks ... Did not play in 2005 due to injury ... Majored in sociology.

HIGH SCHOOL: Attended Towers High (Ga.) and finished with 309 career tackles 30 games with 46 sacks ... Helped team to first two state playoff berths in school history ... Earned seven varsity letters in football, basketball and track ... Named Defensive Player of the Month three times in DeKalb County.

PERSONAL: Single ... Resides in Decatur, Ga. ... Full name: Julius Earl Williams.

ADMIN

COACHES

STAFF

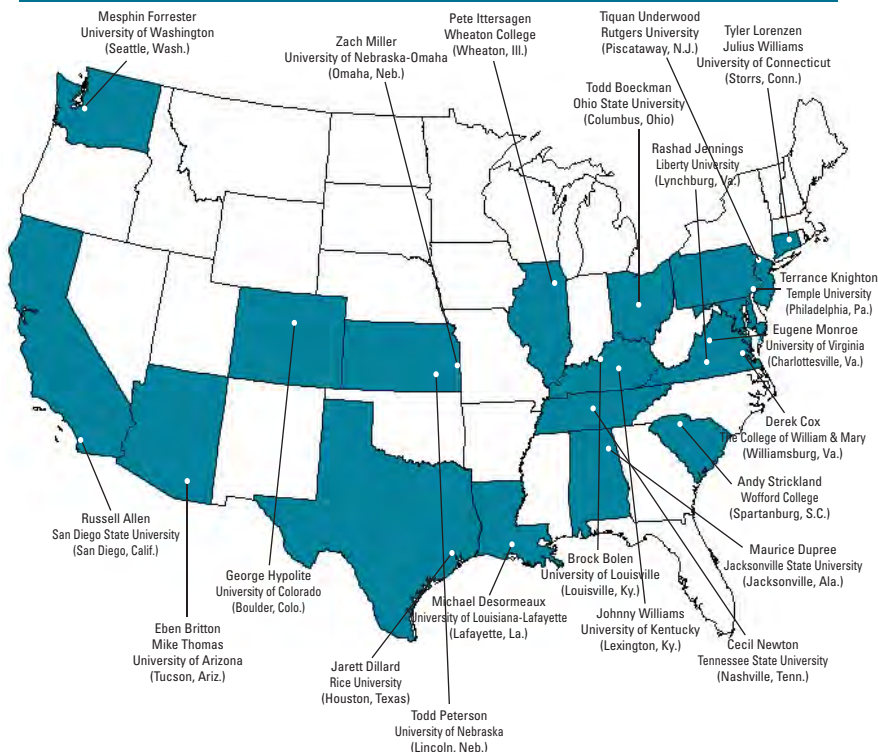
PLAYERS

HISTORY

RECORDS

MISC.

2009 ROOKIES: WHERE THEY PLAYED IN COLLEGE





2009 ALPHABETICAL TRAINING CAMP ROSTER

NO	NAME	POS	HT	WT	BIRTHDATE	AGE	EX	COLLEGE	HOMETOWN
42	Gerald Alexander	S	6-2	204	6/28/84	24	2	Boise State	Rancho Cucamonga, Calif.
50	Allen, Russell	LB	6-3	234	5/5/86	23	R	San Diego State	Oceanside, Calif.
85	Angulo, Richard	TE	6-8	272	11/30/80	28	6	Western New Mexico	Albuquerque, N.M.
78	Black, Jordan	OT	6-5	305	1/28/80	29	6	Notre Dame	Garland, Texas
17	Bockman, Todd	QB	6-5	243	6/8/84	25	R	Ohio State	St. Henry, Ohio
4	Bolen, Brock	FB	6-0	233	3/24/85	24	R	Louisville	Germantown, Ohio
4	Bouman, Todd	QB	6-2	236	8/1/72	36	11	St. Cloud State	Ruthon, Minn.
41	Brackenridge, Tyrone	CB	5-11	189	6/3/84	25	2	Washington State	Pasadena, Calif.
73	Britton, Eben	OT	6-6	310	10/14/87	21	R	Arizona	Burbank, Calif.
48	Cain, Jeremy	LS	6-1	245	3/24/80	29	3	Massachusetts	Boynton Beach, Fla.
37	Considine, Sean	S	6-0	212	12/17/82	26	5	Iowa	Byron, Ill.
21	Cox, Derek	CB	6-1	190	9/22/86	22	R	William & Mary	Greenville, N.C.
26	Cox, Kennard	DB	6-0	197	8/17/85	23	1	Pittsburgh	Miami, Fla.
43	Desormeaux, Michael	SS	6-0	215	9/29/85	23	R	Louisiana-Lafayette	New Iberia, La.
87	Dillard, Jarrett	WR	5-10	187	12/21/85	23	R	Rice	San Antonio, Texas
18	Dupree, Maurice	WR	5-10	177	3/7/86	23	R	Jacksonville State	Centre, Ala.
56	Durant, Justin	LB	6-1	240	9/20/85	23	3	Hampton	Florence, S.C.
99	Elison, Atiyah	DT	6-3	322	9/29/81	27	2	Missouri	St. Louis, Mo.
83	Estandia, Greg	TE	6-8	266	11/18/82	26	3	Nevada-Las Vegas	Moorpark, Calif.
36	Forrester, Mesphin	DB	6-2	207	3/10/86	23	R	Washington	Los Angeles, Calif.
9	Garrard, David	QB	6-1	236	2/14/78	31	8	East Carolina	Durham, N.C.
54	Groves, Quentin	DE	6-3	264	7/5/84	24	2	Auburn	Greenville, Miss.
91	Harvey, Derrick	DE	6-5	281	11/9/86	22	2	Florida	Greenbelt, Mary.
97	Hayward, Reggie	DE	6-5	275	3/14/79	30	9	Iowa State	Dolton, Ill.
98	Henderson, John	DT	6-7	335	1/9/79	30	8	Tennessee	Nashville, Tenn.
81	Holt, Torry	WR	6-0	200	6/5/76	33	11	North Carolina State	Gibsonville, N.C.
16	Hughes, Nate	WR	6-2	195	1/18/85	24	1	Alcorn State	Starkville, Miss.
60	Hypolite, George	DT	6-1	305	8/1/87	21	R	Colorado	Los Angeles, Calif.
51	Ingram, Clint	LB	6-2	240	3/21/83	26	4	Oklahoma	Hallsville, Texas
40	Ittersagen, Pete	CB	5-10	189	9/28/85	23	R	Wheaton	Wheaton, Ill.
59	Iwuh, Brian	LB	6-0	239	3/8/84	25	4	Colorado	Houston, Texas
23	Jennings, Rashad	RB	6-1	235	3/26/85	24	R	Liberty	Forest, Va.
33	Jones, Greg	FB/RB	6-1	254	5/9/81	28	6	Florida State	Beaufort, S.C.
32	Jones-Drew, Maurice	RB/KR	5-7	208	3/23/85	24	4	UCLA	Antioch, Calif.
96	Knighton, Terrance	DT	6-3	325	7/4/86	22	R	Temple	Windsor, Conn.
66	Landri, Derek	DT	6-2	290	9/21/83	25	3	Notre Dame	Huntington Beach, Calif.
95	Lewis, Jonathan	DT	6-0	305	7/12/84	24	3	Virginia Tech	Richmond, Va.
89	Lewis, Mercedes	TE	6-6	275	5/19/84	25	4	UCLA	Long Beach, Calif.
47	Lorenzen, Tyler	TE	6-5	229	12/24/85	23	R	Connecticut	Fremont, Iowa
67	Manuwai, Vince	G	6-2	333	7/12/80	28	7	Hawaii	Honolulu, Hawaii
27	Mathis, Rashean	CB	6-1	193	8/27/80	28	7	Bethune-Cookman	Jacksonville, Fla.
20	McCreo, Marlon	S	5-11	204	3/17/77	32	9	Kentucky	Olando, Fla.
63	Meeester, Brad	C	6-3	311	3/23/77	32	10	Northern Iowa	Parkersburg, Iowa
92	Meier, Rob	DL	6-5	315	8/29/77	31	10	Washington State	West Vancouver, B.C.
49	Miller, Zach	TE	6-4	245	10/4/84	24	R	Nebraska-Omaha	Wahoo, Neb.
94	Mincey, Jeremy	DL	6-3	270	12/14/83	25	3	Florida	Statesboro, Ga.
75	Monroe, Eugene	OT	6-5	320	4/18/87	22	R	Virginia	Plainfield, N.J.
58	Myles, Lamar	LB	5-11	230	1/7/86	23	1	Louisville	Winter Haven, Fla.
46	Navarre, Jeremy	DE	6-3	279	3/16/87	22	R	Maryland	Joppatowne, Md.
25	Nelson, Reggie	S	5-11	202	9/21/83	25	3	Florida	Melbourne, Fla.
64	Newton, Cecil	C	6-2	310	3/20/86	23	R	Tennessee State	Atlanta, Ga.
62	Norman, Dennis	OL	6-5	313	1/26/80	29	9	Princeton	Marlton, N.J.
77	Nwaneri, Uche	G/C	6-3	329	3/20/84	25	3	Purdue	Garland, Texas
24	Owens, Montell	FB	5-10	225	5/4/84	25	4	Maine	Wilmington, Del.
79	Pashos, Tony	OT	6-6	326	8/3/80	28	7	Illinois	Lockport, Ill.
39	Pearman, Alvin	RB	5-10	204	9/10/82	26	4	Virginia	Princeton, N.J.
15	Peterson, Todd	WR	6-4	215	10/26/85	23	R	Nebraska	Grand Island, Neb.
3	Podlesh, Adam	P	5-11	200	8/11/83	25	3	Maryland	Pittsford, N.Y.
10	Scobee, Josh	PK	6-1	210	6/23/82	27	6	Louisiana Tech	Longview, Texas
57	Shaw, Tim	LB	6-1	236	3/27/84	25	2	Penn State	Livonia, Mich.
52	Smith, Daryl	LB	6-2	249	3/14/82	27	6	Georgia Tech	Albany, Ga.
12	Smith, Paul	QB	6-1	202	7/2/84	24	1	Tulsa	Owasso, Okla.
31	Starks, Scott	CB	5-9	178	6/27/83	25	5	Wisconsin	St. Louis, Mo.
70	Stephenson, Cameron	G	6-3	326	6/18/83	26	1	Rutgers	Inglewood, Calif.
14	Strickland, Andy	WR	6-0	197	9/2/87	21	R	Wofford	Gaffney, S.C.
80	Thomas, Mike	WR	5-8	198	6/4/87	22	R	Arizona	DeSoto, Texas
72	Thomas, Tra	OT	6-7	316	11/20/74	34	12	Florida State	DeLand, Fla.
19	Underwood, Tiquan	WR	6-1	178	2/17/87	22	R	Rutgers	New Brunswick, N.J.
11	Walker, Mike	WR	6-2	214	11/21/84	24	3	Central Florida	Olando, Fla.
34	Washington, Chauncey	RB	5-11	222	4/29/86	23	2	Southern California	Torrance, Calif.
6	Weatherford, Steve	P	6-3	210	12/17/82	26	4	Illinois	Terre Haute, Ind.
29	Williams, Brian	DB	5-11	202	7/2/79	29	8	North Carolina State	High Point, N.C.
55	Williams, Johnny	LB	6-2	246	2/20/86	23	R	Kentucky	Jacksonville, Fla.
45	Williams, Julius	DE	6-2	260	7/19/86	22	R	Connecticut	Decatur, Ga.
74	Williams, Maurice	G/OT	6-5	302	1/26/79	30	9	Michigan	Detroit, Mich.
53	Williams, Thomas	LB	6-1	237	12/25/84	24	2	Southern California	Vacaville, Calif.
84	Williamson, Troy	WR	6-1	203	4/30/83	26	5	South Carolina	Jackson, S.C.
38	Witherspoon, Brian	CB	5-10	180	6/5/85	24	2	Stillman	Butler, Ala.
93	Wyche, James	DE	6-5	279	4/19/82	27	4	Syracuse	Roosevelt, N.Y.
88	Zelenka, Joe	LS	6-3	260	3/9/76	33	11	Wake Forest	Cleveland, Ohio

ADMIN

COACHES

STAFF

PLAYERS

HISTORY

RECORDS

MISC.



2009 NUMERICAL TRAINING CAMP ROSTER

NO	NAME	POS	HT	WT	AGE	EX	COLLEGE	HOMETOWN
3	Podlesh, Adam	P	5-11	200	25	3	Maryland	Pittsford, N.Y.
4	Bouman, Todd	QB	6-2	236	36	11	St. Cloud State	Ruthton, Minn.
6	Weatherford, Steve	P	6-3	210	26	4	Illinois	Terre Haute, Ind.
9	Garrard, David	QB	6-1	236	31	8	East Carolina	Durham, N.C.
10	Scobee, Josh	PK	6-1	210	27	6	Louisiana Tech	Longview, Texas
11	Walker, Mike	WR	6-2	214	24	3	Central Florida	Orlando, Fla.
12	Smith, Paul	QB	6-1	202	24	1	Tulsa	Owasso, Okla.
14	Strickland, Andy	WR	6-0	197	21	R	Wofford	Gaffney, S.C.
15	Peterson, Todd	WR	6-4	215	23	R	Nebraska	Grand Island, Neb.
16	Hughes, Nate	WR	6-2	195	24	1	Alcorn State	Starkville, Miss.
17	Boeckman, Todd	QB	6-5	243	25	R	Ohio State	St. Henry, Ohio
18	Dupree, Maurice	WR	5-10	177	23	R	Jacksonville State	Centre, Ala.
19	Underwood, Tiquan	WR	6-1	178	22	R	Rutgers	New Brunswick, N.J.
20	McCree, Marlon	S	5-11	204	32	9	Kentucky	Orlando, Fla.
21	Cox, Derek	CB	6-1	190	22	R	William & Mary	Greenville, N.C.
23	Jennings, Rashad	RB	6-1	235	24	R	Liberty	Forest, Va.
24	Owens, Montell	FB	5-10	225	25	4	Maine	Wilmington, Del.
25	Nelson, Reggie	S	5-11	202	25	3	Florida	Melbourne, Fla.
26	Cox, Kennard	DB	6-0	197	23	1	Pittsburgh	Miami, Fla.
27	Mathis, Rashean	CB	6-1	193	28	7	Bethune-Cookman	Jacksonville, Fla.
29	Williams, Brian	DB	5-11	202	29	8	North Carolina State	High Point, N.C.
31	Starks, Scott	CB	5-9	178	25	5	Wisconsin	St. Louis, Mo.
32	Jones-Drew, Maurice	RB/KR	5-7	208	24	4	UCLA	Antioch, Calif.
33	James, Greg	FB/RB	6-1	254	28	6	Florida State	Beaufort, S.C.
34	Washington, Chauncey	RB	5-11	222	23	2	Southern California	Torrance, Calif.
36	Forrester, Mesphin	DB	6-2	207	23	R	Washington	Los Angeles, Ca.
37	Considine, Sean	S	6-0	212	26	5	Iowa	Byron, Ill.
38	Witherspoon, Brian	CB	5-10	180	24	2	Stillman	Butler, Ala.
39	Pearman, Alvin	RB	5-10	204	26	4	Virginia	Princeton, N.J.
40	Ittersagen, Pete	CB	5-10	189	23	R	Wheaton	Wheaton, Ill.
41	Brackenridge, Tyron	CB	5-11	189	25	2	Washington State	Pasadena, Calif.
42	Alexander, Gerald	S	6-2	204	24	2	Boise State	Rancho Cucamonga, Calif.
43	Desormeaux, Michael	SS	6-0	215	23	R	Louisiana-Lafayette	New Iberia, La.
44	Bolen, Brock	FB	6-0	233	24	R	Louisville	Germantown, Ohio
45	Williams, Julius	DE	6-2	260	22	R	Connecticut	Decatur, Ga.
46	Navarre, Jeremy	DE	6-3	279	22	R	Maryland	Joppatowne, Md.
47	Lorenzen, Tyler	TE	6-5	229	23	R	Connecticut	Fremont, Iowa
48	Cain, Jeremy	LS	6-1	245	29	3	Massachusetts	Boynton Beach, Fla.
49	Miller, Zach	TE	6-4	245	24	R	Nebraska-Omaha	Wahoo, Neb.
50	Allen, Russell	LB	6-3	234	23	R	San Diego State	Oceanside, Calif.
51	Ingram, Clint	LB	6-2	240	26	4	Oklahoma	Hallsville, Texas
52	Smith, Daryl	LB	6-2	249	27	6	Georgia Tech	Albany, Ga.
53	Williams, Thomas	LB	6-1	237	24	2	Southern California	Vacaville, Calif.
54	Groves, Quentin	DE	6-3	264	24	2	Auburn	Greenville, Miss.
55	Williams, Johnny	LB	6-2	246	23	R	Kentucky	Jacksonville, Fla.
56	Durant, Justin	LB	6-1	240	23	3	Hampton	Florence, S.C.
57	Shaw, Tim	LB	6-1	236	25	2	Penn State	Livonia, Mich.
58	Myles, Lamar	LB	5-11	230	23	1	Louisville	Winter Haven, Fla.
59	Iwhu, Brian	LB	6-0	239	25	4	Colorado	Houston, Texas
60	Hypolite, George	DT	6-1	305	21	R	Colorado	Los Angeles, Calif.
62	Norman, Dennis	OL	6-5	313	29	9	Princeton	Marlton, N.J.
63	Meester, Brad	C	6-3	311	32	10	Northern Iowa	Parkersburg, Iowa
64	Newton, Cecil	C	6-2	310	23	R	Tennessee State	Atlanta, Ga.
66	Landri, Derek	DT	6-2	290	25	3	Notre Dame	Huntington Beach, Calif.
67	Manuwai, Vince	G	6-2	333	28	7	Hawaii	Honolulu, Hawaii
70	Stephenson, Cameron	G	6-3	326	26	1	Rutgers	Inglewood, Calif.
72	Thomas, Tra	OT	6-7	316	34	12	Florida State	DeLand, Fla.
73	Britton, Eben	OT	6-6	310	21	R	Arizona	Burbank, Calif.
74	Williams, Maurice	G/OT	6-5	302	30	9	Michigan	Detroit, Mich.
75	Monroe, Eugene	OT	6-5	320	22	R	Virginia	Plainfield, N.J.
77	Nwaneri, Uche	G/C	6-3	329	25	3	Purdue	Garland, Texas
78	Black, Jordan	OT	6-5	305	29	6	Notre Dame	Garland, Texas
79	Pashos, Tony	OT	6-6	326	28	7	Illinois	Lockport, Ill.
80	Thomas, Mike	WR	5-8	198	22	R	Arizona	DeSoto, Texas
81	Holt, Torry	WR	6-0	200	33	11	North Carolina State	Gibsonville, N.C.
83	Estandia, Greg	TE	6-8	266	26	3	Nevada-Las Vegas	Moorpark, Calif.
84	Williamson, Troy	WR	6-1	203	26	5	South Carolina	Jackson, S.C.
85	Angulo, Richard	TE	6-8	272	28	6	Western New Mexico	Albuquerque, N.M.
87	Dillard, Jarett	WR	5-10	187	23	R	Rice	San Antonio, Texas
88	Zelenka, Joe	LS	6-3	260	33	11	Wake Forest	Cleveland, Ohio
89	Lewis, Mercedes	TE	6-6	275	25	4	UCLA	Long Beach, Calif.
91	Harvey, Derrick	DE	6-5	281	22	2	Florida	Greenbelt, Mary.
92	Meier, Rob	DL	6-5	315	31	10	Washington State	West Vancouver, B.C.
93	Wyche, James	DE	6-5	279	26	4	Syracuse	Roosevelt, N.Y.
94	Mincey, Jeremy	DL	6-3	270	25	3	Florida	Statesboro, Ga.
95	Lewis, Jonathan	DT	6-0	304	24	3	Virginia Tech	Richmond, Va.
96	Knighton, Terrance	DT	6-3	325	22	R	Temple	Windsor, Conn.
97	Hayward, Reggie	DE	6-5	275	30	9	Iowa State	Doiton, Ill.
98	Henderson, John	DT	6-7	335	30	8	Tennessee	Nashville, Tenn.
99	Ellison, Atyyah	DT	6-3	322	27	2	Missouri	St. Louis, Mo.

ADMIN

COACHES

STAFF

PLAYERS

HISTORY

RECORDS

MISC.



2008 FINAL NFL STANDINGS

AMERICAN FOOTBALL CONFERENCE

AFC EAST	W	L	T	PCT	PTS	OPP	AFC	DIV.
Miami	11	5	0	.688	345	317	8-4	4-2
New England	11	5	0	.688	410	309	7-5	4-2
New York Jets	9	7	0	.563	405	356	7-5	4-2
Buffalo	7	9	0	.438	336	342	5-7	0-6

AFC NORTH	W	L	T	PCT	PTS	OPP	AFC	DIV.
Pittsburgh	12	4	0	.750	347	223	10-2	6-0
Baltimore*	11	5	0	.688	385	244	8-4	4-2
Cincinnati	4	11	1	.281	204	364	3-9	1-5
Cleveland	4	12	0	.250	232	350	3-9	1-5

AFC SOUTH	W	L	T	PCT	PTS	OPP	AFC	DIV.
Tennessee	13	3	0	.813	375	234	9-3	4-2
Indianapolis*	12	4	0	.750	377	298	10-2	4-2
Houston	8	8	0	.500	366	394	5-7	2-4
Jacksonville	5	11	0	.313	302	367	3-9	2-4

AFC WEST	W	L	T	PCT	PTS	OPP	AFC	DIV.
San Diego	8	8	0	.500	439	347	7-5	5-1
Denver	8	8	0	.500	370	448	5-7	3-3
Oakland	5	11	0	.313	263	388	4-8	2-4
Kansas City	2	14	0	.125	291	440	2-10	2-4

NATIONAL FOOTBALL CONFERENCE

NFC EAST	W	L	T	PCT	PTS	OPP	NFC	DIV.
New York Giants	12	4	0	.750	427	294	9-3	4-2
Philadelphia*	9	6	1	.594	416	289	7-5	2-4
Dallas	9	7	0	.563	362	365	7-5	3-3
Washington	8	8	0	.500	265	296	7-5	3-3

NFC NORTH	W	L	T	PCT	PTS	OPP	NFC	DIV.
Minnesota	10	6	0	.625	379	333	8-4	4-2
Chicago	9	7	0	.563	375	350	7-5	4-2
Green Bay	6	10	0	.375	419	380	5-7	4-2
Detroit	0	16	0	.000	268	517	0-12	0-6

NFC SOUTH	W	L	T	PCT	PTS	OPP	NFC	DIV.
Carolina	12	4	0	.750	414	329	8-4	4-2
Atlanta*	11	5	0	.688	391	325	8-4	3-3
Tampa Bay	9	7	0	.563	361	323	8-4	3-3
New Orleans	8	8	0	.500	463	393	5-7	

NFC WEST	W	L	T	PCT	PTS	OPP	NFC	DIV.
Arizona	9	7	0	.563	427	426	7-5	6-0
San Francisco	7	9	0	.438	339	381	5-7	3-3
Seattle	4	12	0	.250	250	294	3-9	3-3
St. Louis	2	14	0	.125	232	465	2-10	0-6

* Wild Card team

2008 PLAYOFFS

AFC WILD CARD PLAYOFFS
 Baltimore 27, MIAMI 9
 SAN DIEGO 23, Indianapolis 17

NFC WILD CARD PLAYOFFS
 Philadelphia 26, MINNESOTA 14
 ARIZONA 30, Atlanta 24

AFC DIVISIONAL PLAYOFFS
 PITTSBURGH 35, San Diego 24
 Baltimore 13, TENNESSEE 10

NFC DIVISIONAL PLAYOFFS
 Philadelphia 23, NEW YORK GIANTS 11
 Arizona 33, CAROLINA 13

AFC CHAMPIONSHIP GAME
 PITTSBURGH 23, Baltimore 14

NFC CHAMPIONSHIP GAME
 ARIZONA 32, Philadelphia 25

SUPER BOWL XLIII at Tampa, Fla.
 Pittsburgh 27, Arizona 23

ADMIN

COACHES

STAFF

PLAYERS

HISTORY

RECORDS

MISC.



GAME 1 • TITANS 17, JAGUARS 10

SEPTEMBER 7, 2008 • LP FIELD • NASHVILLE, TENN.

JACKSONVILLE JAGUARS (0-1)	0	7	0	3	-	10
TENNESSEE TITANS (1-0)	3	7	0	7	-	17

The Jaguars opened the 2008 season with a 17-10 loss at AFC South rival Tennessee. Losses on the offensive line were costly, with starting guards Vince Manuwai (knee) and Maurice Williams (biceps) both suffering season-ending injuries. In the second quarter Vince Young was intercepted by Gerald Sensabaugh who returned 23 yards to the Titans five-yard line. David Garrard then hit Greg Jones with a one-yard TD pass to give the Jaguars a 7-3 lead. Kerry Collins was inserted into the lineup after Young was injured with 4:14 remaining, and Collins hit Bo Scaife on a 44-yard catch & run to set up a TD by LenDale White. The Jaguars answered with a 27-yard field goal to cut the deficit to 17-10 with 2:12 remaining. The Jaguars got the ball back with 14 seconds left, but Garrard was sacked on the final play of the game.

TEAM	Q	TIME	SCORING PLAY	DRIVE	TEAM STATS	JAX	TEN
Ten.	1	9:50	Bironas 47 field goal	6-48, 3:22	First Downs	13	14
Jax.	2	10:16	G. Jones 1 pass from Garrard (Scobee kick)	3-5, 1:19	Total Yards	189	309
Ten.	2	3:09	Johnson 7 pass from Young (Bironas kick)	7-75, 3:19	Rushing Yards	33	137
Ten.	4	3:47	White 1 run (Bironas kick)	9-80, 2:10	Passing Yards	156	172
Jax.	4	2:12	Scobee 27 field goal	7-45, 1:35	Att-Comp-Int	35-23-2	24-14-2
					Third Downs	5-14	3-13
					Fourth Downs	1-1	0-1
					Punts-Avg.	6-37.0	7-42.9
					Fumbles-Lost	1-1	1-0
					Penalties-Yards	6-50	5-36
					Possession	31:20	28:40

Attendance: 69,143 • Temperature: 78 degrees

RUSHING: Jaguars - Taylor 9-18, Jones-Drew 5-13, Garrard 3-2; Titans - Johnson 15-93, White 15-40 (1 TD), Young 1-4, Collins 1-0

PASSING: Jaguars - Garrard 35-23-215, 1 TD, 2 INTs; Titans - Young 22-12-110, 1 TD, 2 INTs; Collins 2-65

RECEIVING: Jaguars - M. Jones 6-80, Jones-Drew 4-37, Lewis 3-29, G. Jones 3-13 (1 TD), Northcutt 2-17, Williams 2-17, Williamson 2-11, Taylor 1-9; Titans - Scaife 6-105, Johnson 3-34 (1 TD), Gage 2-25, Jones 1-5, Crumpler 1-4, Hall 1-2

SACKS: Jaguars 1 (TEAM 1), Titans 7 (Haynesworth 2, T. Brown 2, Griffin 1, Vanden Bosch 1, Jones 0.5, Vickerson 0.5)

INTERCEPTIONS: Jaguars 2 (Sensabaugh 1, Harvey 1), Titans 2 (Finnegan 2)

GAME 2 • BILLS 20, JAGUARS 16

SEPTEMBER 14, 2008 • JACKSONVILLE MUNICIPAL STADIUM • JACKSONVILLE, FLA.

BUFFALO BILLS (2-0)	7	3	0	10	-	20
JACKSONVILLE JAGUARS (0-2)	0	3	10	3	-	16

The Bills scored twice in the final four minutes to pull out a 20-16 win in Jacksonville. The Jaguars overcame a 10-3 halftime deficit, but for the first time since 2005 they lost after leading following the third quarter. The Bills opened with an 82-yard drive and a TD run by Marshawn Lynch, then the teams exchanged field goals. David Garrard was intercepted in the end zone right before halftime, but the Jaguars opened the second half with an 11-play drive that ended with a Maurice Jones-Drew TD run. The Jaguars then recovered their inside kick and Scobee hit a 50-yard field goal, followed by a 39-yarder set up by a Quentin Groves sack and forced fumble. Buffalo took the lead on a 74-yard drive and the Jaguars took over with 4:10 remaining but went three-and-out. Roscoe Parrish returned the punt 27 yards to set up a 45-yard field goal by Rian Lindell.

TEAM	QTR	TIME	SCORING PLAY	DRIVE	TEAM STATS	BUF	JAX
Buf.	1	8:00	Lynch 11 run (Lindell kick)	11-82, 7:00	First Downs	18	18
Jax.	2	13:22	Scobee 28 field goal	10-46, 5:08	Total Yards	285	243
Buf.	2	6:21	Lindell 21 field goal	12-77, 7:01	Rushing Yards	75	98
Jax.	3	9:31	Jones-Drew 2 run (Scobee kick)	11-74, 5:29	Passing Yards	210	145
Jax.	3	6:06	Scobee 50 field goal	6-29, 3:25	Att-Comp-Int	25-20-0	28-17-1
Jax.	4	14:31	Scobee 39 field goal	8-15, 4:04	Third Downs	6-11	2-11
Buf.	4	4:10	Hardy 7 pass from Edwards (Lindell kick)	9-74, 3:50	Fourth Downs	0-0	2-2
Buf.	4	0:24	Lindell 45 field goal	6-5, 2:57	Punts-Avg.	3-47.7	4-50.5
					Fumbles-Lost	1-1	1-0
					Penalties-Yards	4-40	5-35
					Possession	31:14	28:46

Attendance: 65,167 • Temperature: 87 degrees

RUSHING: Jaguars - Taylor 14-49, Garrard 6-32, Jones-Drew 7-17 (1 TD); Bills - Lynch 19-59 (1 TD), Jackson 6-17, Edwards 1-(-1)

PASSING: Jaguars - Garrard 28-17-165, 0 TDs, 1 INT; Bills - Edwards 25-20-239, 1 TD, 0 INTs

RECEIVING: Jaguars - M. Jones 5-50, Williams 4-36, Northcutt 3-36, Jones-Drew 3-25, Lewis 1-13, Taylor 1-5;

BILLS - Jackson 7-83, Evans 4-77, Reed 4-36, Hardy 2-12 (1 TD), Parrish 1-12, Schouman 1-11, Lynch 1-8

SACKS: Jaguars 3 (Groves 1, Meier 1, Hayward 1), Bills 2 (Youboty 1, Williams 1)

INTERCEPTIONS: Jaguars 0, Bills 1 (McGehee 1)



GAME 3 • JAGUARS 23, COLTS 21

SEPTEMBER 21, 2008 • LUCAS OIL STADIUM • INDIANAPOLIS, IND.

JACKSONVILLE JAGUARS (1-2)	0	10	7	6	-	23
INDIANAPOLIS COLTS (1-2)	7	7	0	7	-	21

Josh Scobee kicked a 51-yard field goal with four seconds left as the Jaguars came from behind in the final minute to beat the Colts 23-21 at Lucas Oil Stadium. Fred Taylor and Maurice Jones-Drew led a 236-yard rushing performance and the Jaguars controlled the ball for 41:35. Peyton Manning took the Colts 80 yards to a TD on the opening drive, but Rashean Mathis intercepted a Manning pass and returned it 61 yards for a TD and a 10-7 lead. The Colts answered with a three-yard TD run by Joseph Addai with 1:33 left in the first half. After the teams traded interceptions, the Jaguars took a 17-14 lead on a run by Jones-Drew before an 18-play, 82-yard drive with a team-record 12:18 time resulted in a Scobee field goal. The Colts then drove 77 yards and Addai scored on a two-yard run with 1:11 left. Garrard then led the Jaguars 47 yards to set up Scobee's game-winning field goal.

TEAM	Q	TIME	SCORING PLAY	DRIVE	TEAM STATS	JAX	IND
Ind.	1	11:03	Harrison 4 pass from Manning (Vinatieri kick)	7-30, 3:57	First Downs	25	19
Jax.	2	12:33	Scobee 26 field goal	13-75, 7:09	Total Yards	403	325
Jax.	2	5:10	Mathis 61 interception return (Scobee kick)	---	Rushing Yards	236	114
Ind.	2	1:28	Addai 3 run (Vinatieri kick)	11-74, 3:42	Passing Yards	167	211
Jax.	3	1:17	Jones-Drew 6 run (Scobee kick)	7-71, 3:59	Att-Comp-Int	22-16-1	29-15-2
Jax.	4	2:33	Scobee 21 field goal	18-82, 12:18	Third Downs	8-14	5-9
Ind.	4	1:07	Addai 2 run (Vinatieri kick)	11-77, 1:26	Fourth Downs	0-1	1-1
Jax.	4	0:04	Scobee 51 field goal	7-47, 1:03	Punts-Avg.	1-60.0	3-45.5
					Fumbles-Lost	0-0	0-0
					Penalties-Yards	5-44	6-37
					Possession	41:35	18:25

Attendance: 65,938 • Temperature: 79 degrees, closed roof

RUSHING: Jaguars - Taylor 26-121, Jones-Drew 19-107 (1 TD), Garrard 2-8, R. Williams 1-0; Colts - Addai 16-78 (2 TDs), Rhodes 2-24, Manning 1-12

PASSING: Jaguars - Garrard 22-16-167, 0 TDs, 1 INT; Colts - Manning 29-15-216, 1 TD, 2 INTs

RECEIVING: Jaguars - M. Jones 5-43, Jones-Drew 4-59, Lewis 2-21, Taylor 2-9, G. Jones 1-17, Owens 1-10, Walker 1-8; Colts - Clark 4-47, Harrison 4-40 (1 TD), Wayne 3-74, Gonzalez 2-37, Addai 1-10, Santi 1-8

SACKS: Jaguars 1 (D. Smith 1), Colts 0

INTERCEPTIONS: Jaguars 2 (Mathis 1 [TD], B. Williams 1), Colts 1 (Hayden 1)

GAME 4 • JAGUARS 30, TEXANS 27 (OT)

SEPTEMBER 28, 2008 • JACKSONVILLE MUNICIPAL STADIUM • JACKSONVILLE, FLA.

HOUSTON TEXANS (0-3)	3	7	7	10	0	-	27
JACKSONVILLE JAGUARS (2-2)	7	3	7	10	3	-	30

Josh Scobee nailed a 37-yard field goal on the first possession of overtime for his second consecutive game-winning field goal as the Jaguars got their first overtime win since 2005. From punt formation on the Jaguars' first possession Montell Owens took a direct snap from center and ran 41 yards for his first career TD. Matt Schaub threw a 30-yard TD pass to Steve Slaton to cap a 12-play, 91-yard drive and the Jaguars tied the score at halftime with a field goal. Both teams scored three times in the second half, with David Garrard throwing for 16 yards and running for five for the Jaguars' two TDs as Schaub hit Kevin Walter with two scoring passes. A 40-yard field goal by Scobee was matched by a 47-yarder by Kris Brown which tied the game with six seconds remaining to force overtime.

TEAM	QTR	TIME	SCORING PLAY	DRIVE	TEAM STATS	HOU	JAX
Jax.	1	8:38	Owens 41 run (Scobee kick)	6-59, 2:27	First Downs	23	21
Hou.	1	0:07	Brown 27 field goal	12-51, 5:30	Total Yards	386	375
Hou.	2	4:47	Slaton 30 pass from Schaub (Brown kick)	12-91, 7:10	Rushing Yards	79	139
Jax.	2	0:19	Scobee 46 field goal	9-47, 4:28	Passing Yards	307	236
Jax.	3	10:53	M. Jones 16 pass from Garrard (Scobee kick)	7-76, 4:07	Att-Comp-Int	40-29-0	32-23-0
Hous.	3	5:15	Walter 5 pass from Schaub (Brown kick)	11-80, 5:38	Third Downs	9-13	6-12
Jax.	4	13:40	Scobee 40 field goal	13-58, 6:35	Fourth Downs	0-0	2-2
Hou.	4	7:06	Walter 8 pass from Schaub (Brown kick)	11-85, 6:34	Punts-Avg.	2-43.5	2-46.5
Jax.	4	1:48	Garrard 5 run (Scobee kick)	13-62, 5:18	Fumbles-Lost	2-0	0-0
Hou.	4	0:01	Brown 47 field goal	9-53, 1:47	Penalties-Yards	2-15	2-27
Jax.	5	11:25	Scobee 37 field goal	6-51, 3:35	Possession	32:20	31:15

Attendance: 64,061 • Temperature: 82 degrees

RUSHING: Jaguars - Garrard 7-41 (1 TD), Owens 1-41 (1 TD), Jones-Drew 7-32, Taylor 10-25; Texans - Slaton 10-33, Schaub 5-24, Taylor 8-22

PASSING: Jaguars - Garrard 32-23-236, 1 TD, 0 INTs; Texans - Schaub 40-29-307, 3 TDs, 0 INTs

RECEIVING: Jaguars - M. Jones 5-71 (1 TD), Walker 5-46, Williams 4-46, Taylor 3-21, G. Jones 2-28, Jones-Drew 2-17, Porter 1-6, Angulo 1-1; Texans - Slaton 8-83 (1 TD), Walter 8-76 (2 TDs), Daniels 7-87, Johnson 3-38, Davis 1-14, Jones 1-5, Leach 1-4

SACKS: Jaguars 0, Texans 1 (Thompson 1)

INTERCEPTIONS: Jaguars 0, Texans 0

ADMIN

COACHES

STAFF

PLAYERS

HISTORY

RECORDS

MISC.



GAME 5 • STEELERS 26, JAGUARS 21

OCTOBER 5, 2008 • JACKSONVILLE MUNICIPAL STADIUM • JACKSONVILLE, FLA.

PITTSBURGH STEELERS (4-1)	7	13	0	6	-	26
JACKSONVILLE JAGUARS (2-3)	14	0	0	7	-	21

Ben Roethlisberger tossed his third TD pass for the game-winner with two minutes remaining in the game as the Jaguars lost to the Steelers 26-21 on Sunday Night Football. Rashean Mathis returned a first-quarter interception 72 yards for a TD and the Steelers answered with a 12-play drive with Heath Miller catching Roethlisberger's first TD pass. The Jaguars led 14-7 when Maurice Jones-Drew scored from one yard out, but the Steelers took a 20-14 lead into halftime after three second-quarter scores with two Jeff Reed field goals and a 48-yard TD pass from Roethlisberger to Nate Washington. Early in the fourth period the Jaguars took the lead when David Garrard connected with Mercedes Lewis on a 24-yard TD pass. The Steelers marched 80 yards on their final drive for the game-winning TD after a third-and-eight play with 2:57 remaining when Roethlisberger avoided a sack and completed an 18-yard pass to extend the drive.

TEAM	Q	TIME	SCORING PLAY	DRIVE	TEAM STATS	PIT	JAX
Jax.	1	12:49	Mathis 72 interception return (Scobee kick)	---	First Downs	28	14
Pit.	1	5:18	Miller 1 pass from Roethlisberger (Reed kick)	12-72, 7:31	Total Yards	415	213
Jax.	1	2:27	Jones-Drew 1 run (Scobee kick)	7-74, 2:51	Rushing Yards	129	38
Pit.	2	12:38	Reed 38 field goal	11-59, 4:49	Passing Yards	286	175
Pit.	2	9:20	Washington 48 pass from Roethlisberger (Reed kick)	4-82, 1:57	Att-Comp-Int	41-26-1	32-18-0
Pit.	2	0:45	Reed 23 field goal	10-66, 2:07	Third Downs	7-15	3-13
Jax.	4	14:05	Lewis 24 pass from Garrard (Scobee kick)	6-76, 3:13	Fourth Downs	0-0	2-4
					Punts-Avg.	4-49.5	5-46.6
					Fumbles-Lost	0-0	1-0
					Penalties-Yards	10-129	8-89
					Possession	33:23	26:37

Attendance: 65,908 • Temperature: 73 degrees

RUSHING: Jaguars - Taylor 10-19, Garrard 4-12, Jones-Drew 5-7 (1 TD); **Steelers** - Moore 17-99, Russell 6-25, Davenport 1-3, Roethlisberger 2-2

PASSING: Jaguars - Garrard 32-18-200, 1 TD, 0 INTs; **Steelers** - Roethlisberger 41-26-309, 3 TDs, 1 INT

RECEIVING: Jaguars - Walker 6-107, Jones-Drew 6-23, M. Jones 2-25, Taylor 2-6, Lewis 1-24 (1 TD), G. Jones 1-15; **Steelers** - Ward 7-90 (1 TD), Washington 6-94 (1 TD), Miller 5-45 (1 TD), Holmes 4-65, Moore 3-17, Russell 1-(-2)

SACKS: Jaguars 3 (Henderson 1, Spicer 1, Groves 0.5, Hayward 0.5), **Steelers** 3 (Woodley 2, Harrison 1)

INTERCEPTIONS: Jaguars 1 (Mathis 1 [TD]), **Steelers** 0

GAME 6 • JAGUARS 24, BRONCOS 17

OCTOBER 12, 2008 • INVESCO FIELD AT MILE HIGH • DENVER, COLO.

JACKSONVILLE JAGUARS (3-3)	3	7	14	0	-	24
DENVER BRONCOS (4-2)	7	0	3	7	-	17

The Jaguars defeated the Broncos for the second straight year on the road after forcing turnovers on three consecutive Denver drives in the first half. The Jaguars capitalized on the third takeaway with Maurice Jones-Drew's one-yard TD run giving them a lead they never relinquished. Jones-Drew, who rushed for 125 yards on the day, scampered 46 yards for a score and a 17-7 lead in the third quarter. The Broncos answered with a Matt Prater 39-yard field goal but the Jaguars took a two-TD lead on the following drive when David Garrard hit Mercedes Lewis with a 30-yard pass. Jay Cutler connected with Daniel Graham for an 11-yard touchdown with 9:25 left in the game. Each team punted on their ensuing drives and the Jaguars iced the game with a 12-play drive that ran out the clock.

TEAM	QTR	TIME	SCORING PLAY	DRIVE	TEAM STATS	JAX	DEN
Den.	1	9:33	Stokley 11 pass from Cutler (Prater kick)	10-80, 5:27	First Downs	26	19
Jax.	1	3:55	Scobee 48 field goal	6-18, 2:42	Total Yards	416	323
Jax.	2	2:58	Jones-Drew 1 run (Scobee kick)	12-75, 6:29	Rushing Yards	155	131
Jax.	3	13:47	Jones-Drew 46 run (Scobee kick)	3-80, 1:13	Passing Yards	261	192
Den.	3	8:40	Prater 39 field goal	13-59, 5:07	Att-Comp-Int	34-25-0	37-21-1
Jax.	3	3:48	Lewis 30 pass from Garrard (Scobee)	9-79, 4:52	Third Downs	5-12	6-13
Den.	4	9:19	Graham 11 pass from Cutler (Prater kick)	3-37, 0:51	Fourth Downs	0-0	0-1
					Punts-Avg.	4-40.0	4-48.0
					Fumbles-Lost	3-2	2-2
					Penalties-Yards	6-45	4-52
					Possession	33:35	26:25

Attendance: 75,674 • Temperature: 43 degrees

RUSHING: Jaguars - Jones-Drew 22-125 (2 TDs), G. Jones 1-13, Taylor 3-10, Garrard 8-7; **Broncos** - Pittman 20-109, Cutler 3-22

PASSING: Jaguars - Garrard 34-25-276, 1 TD, 0 INTs; **Broncos** - Cutler 37-2-192, 2 TDs, 1 INT

RECEIVING: Jaguars - M. Jones 7-69, Williams 4-21, Lewis 3-64 (1 TD), Northcutt 3-42, G. Jones 3-21, Estandia 2-26, Jones-Drew 2-23, Taylor 1-10; **Broncos** - Marshall 9-98, Stokley 3-29 (1 TD), Jackson 3-18, Pittman 3-16, Martinez 2-20, Graham 1-11 (1 TD)

SACKS: Jaguars 0, **Broncos** 2 (Webster 1, Peterson 1)

INTERCEPTIONS: Jaguars 1 (Sensabaugh 1), **Broncos** 0

ADMIN

COACHES

STAFF

PLAYERS

HISTORY

RECORDS

MISC.



GAME 7 • BROWNS 23, JAGUARS 17

OCTOBER 26, 2008 • JACKSONVILLE MUNICIPAL STADIUM • JACKSONVILLE, FLA.

CLEVELAND BROWNS (3-4)	7	10	0	6	-	23
JACKSONVILLE JAGUARS (3-4)	0	7	7	3	-	17

The Jaguars lost to the visiting Cleveland Browns 23-17 as their fourth quarter comeback drive fell short. The Browns scored first on Derek Anderson's TD pass to Donte' Stallworth, and the Jaguars answered with a 13-play, 74-yard drive and a five-yard TD pass from David Garrard to Reggie Williams. Cleveland extended its lead on the ensuing drive on Jamal Lewis' two-yard TD run. The Jaguars opened the second half with a Garrard eight-yard TD pass to Matt Jones. After having a 38-yard field goal attempt blocked, Josh Scobee connected on a team-record tying 53-yard field goal to tie the game at 17-17. On the ensuing drive, Anderson connected with Syndric Steptoe for 53 yards on third-and-seven to set up a field goal. Brian Witherspoon fumbled the kickoff and the Browns added another field goal for a 23-17 lead. Garrard drove the Jaguars to the Browns' 26-yard line but three passes to the end zone fell incomplete as time expired.

TEAM	Q	TIME	SCORING PLAY	DRIVE	TEAM STATS	CLE	JAX
Cle.	1	2:08	Stallworth 3 pass from Anderson (Dawson kick)	9-80, 4:44	First Downs	15	23
Jax.	2	10:28	R. Williams 5 pass from Garrard (Scobee kick)	13-4, 6:40	Total Yards	327	380
Cle.	2	7:20	Lewis 2 run (Dawson kick)	6-62, 3:08	Rushing Yards	91	113
Cle.	2	2:08	Dawson 32 field goal	5-49, 1:47	Passing Yards	236	267
Jax.	3	10:27	M. Jones 8 pass from Garard (Scobee kick)	9-72, 4:33	Att-Comp-Int	27-14-0	42-25-0
Jax.	4	8:48	Scobee 53 field goal	7-39, 2:17	Third Downs	3-12	11-20
Cle.	4	4:32	Dawson 20 field goal	10-77, 4:13	Fourth Downs	1-1	2-3
Cle.	4	4:06	Dawson 42 field goal	4-0, 0:21	Punts-Avg.	5-41.4	3-46.7
					Fumbles-Lost	1-0	1-1
					Penalties-Yards	1-15	6-40
					Possession	24:44	35:05

Attendance: 64,775 • Temperature: 72 degrees

RUSHING: Jaguars - Garrard 7-59, Jones-Drew 12-29, Taylor 8-24, Williamson 1-1, G. Jones 1-0; Browns - Lewis 20-81 (1 TD), Vickers 2-10, Wright 1-1, Harrison 1(-1)

PASSING: Jaguars - Garrard 42-25-283, 2 TDs, 0 INTs; Browns - Anderson 27-14-246, 1 TD, 0 INTs

RECEIVING: Jaguars - M. Jones 8-117 (1 TD), Northcutt 5-49, R. Williams 3-42 (1 TD), Lewis 3-34, Jones-Drew 3-19, G. Jones 1-11, Williamson 1-6, Angulo 1-5; Browns - Heiden 3-73, Stallworth 3-13 (1 TD), Edwards 2-64, Wright 2-18, Steptoe 1-53, Vickers 1-13, Lewis 1-7, Dinkins 1-5

SACKS: Jaguars 1 (Spicer 1), Browns 3 (Rogers 1, Jackson 1, Pool 1)

INTERCEPTIONS: Jaguars 0, Browns 0

GAME 8 • BENGALS 21, JAGUARS 19

NOVEMBER 2, 2008 • PAUL BROWN STADIUM • CINCINNATI, OHIO

JACKSONVILLE JAGUARS (3-5)	0	3	0	16	-	19
CINCINNATI BENGALS (1-8)	7	7	7	0	-	21

The Jaguars lost to the winless Cincinnati Bengals 21-19 after a two-point conversion failed in the final minutes. Ryan Fitzpatrick connected with Chad Johnson for TDs on the Bengals' first two possessions. Josh Scobee got the Jaguars on the scoreboard with his 52-yard field goal with 3:08 remaining in the first half. Cedric Benson, who rushed for 104 yards, punched in a seven-yard TD run after a Dhani Jones interception. Scobee added a 26-yard field goal and on the next kickoff, Chad Nkang forced a Glenn Holt fumble and Montell Owens returned the miscue for a TD to cut the deficit to 21-13. Two series later Garrard led the Jaguars on an 11-play, 73-yard drive as Maurice Jones-Drew plunged in from the one. Garrard's two-point pass attempt to Jerry Porter fell incomplete and the Jaguars failed to recover their onside kick.

TEAM	QTR	TIME	SCORING PLAY	DRIVE	TEAM STATS	JAX	CIN
Cin.	1	2:28	Johnson 2 pass from Fitzpatrick (Graham kick)	14-84, 7:51	First Downs	18	20
Cin.	2	10:44	Johnson 10 pass from Fitzpatrick (Graham kick)	10-88, 4:23	Total Yards	282	312
Jax.	2	3:03	Scobee 52 field goal	6-15, 2:09	Rushing Yards	68	159
Cin.	3	9:15	Benson 7 run (Graham kick)	2-37, 0:44	Passing Yards	214	153
Jax.	4	13:27	Scobee 26 field goal	10-54, 2:57	Att-Comp-Int	38-23-1	31-21-1
Jax.	4	13:17	Owens 18 fumble return (Scobee kick)	---	Third Downs	5-13	6-13
Jax.	4	1:17	Jones-Drew 1 run (pass failed)	11-73, 4:39	Fourth Downs	0-0	0-0
					Punts-Avg.	6-45.0	7-35.4
					Fumbles-Lost	1-0	1-1
					Penalties-Yards	12-86	5-39
					Possession	29:41	30:19

Attendance: 64,238 • Temperature: 66 degrees

RUSHING: Jaguars - Jones-Drew 10-33 (1 TD), Garrard 6-23, Taylor 5-12; Bengals - Benson 24-104 (1 TD), Fitzpatrick 3-52, Chatman 1-2, Watson 1-1

PASSING: Jaguars - Garrard 38-23-229, 0 TDs, 1 INT; Bengals - Fitzpatrick 31-21-162, 2 TDs, 1 INT

RECEIVING: Jaguars - M. Jones 7-69, Lewis 4-38, Northcutt 4-29, Porter 2-38, Jones-Drew 2-29, Williams 2-12, Estandia 1-14, Taylor 1-0; Bengals - Houshmandzadeh 7-65, Johnson 5-37 (2 TDs), Utecht 2-21, Henry 2-14, Kelly 2-8, Perry 1-10, Benson 1-5, Chatman 1-2

SACKS: Jaguars 2 (Henderson 1, Peterson 1), Bengals 3 (Ndukwe 1, Sims 1, Geathers 1)

INTERCEPTIONS: Jaguars 1 (B. Williams 1), Bengals 1 (Jones 1)

ADMIN

COACHES

STAFF

PLAYERS

HISTORY

RECORDS

MISC.



GAME 9 • JAGUARS 38, LIONS 14

NOVEMBER 9, 2008 • FORD FIELD • DETROIT, MICH.

JACKSONVILLE JAGUARS (4-5)	3	21	7	7	-	38
DETROIT LIONS (0-9)	7	0	0	7	-	14

The Jaguars traveled to play the Lions in Detroit for the first time since 1995 and dominated the game in all three phases for a 38-14 win. Rashean Mathis intercepted a Daunte Culpepper pass on the third play of the game and on the ensuing drive Fred Taylor, who finished with 80 rushing yards, became the 18th player in NFL history to reach 11,000 career rushing yards. Josh Scobee connected on a 34-yard field goal, but the Lions took a first quarter lead after Drew Stanton connected with John Owens on a one-yard TD. The Jaguars answered with five consecutive touchdown drives with Maurice Jones-Drew setting a franchise record with three consecutive rushing TDs in one period. David Garrard threw two TD passes in the second half and in the fourth quarter the Jaguars defense took control of the game collecting five of its season-high seven sacks.

TEAM	Q	TIME	SCORING PLAY	DRIVE	TEAM STATS	JAX	DET
Jax.	1	12:37	Scobee 34 field goal	4-7, 1:24	First Downs	24	13
Det.	1	3:33	Owens 1 pass from Stanton (Hanson kick)	9-81, 5:07	Total Yards	384	256
Jax.	2	14:15	Jones-Drew 6 run (Scobee kick)	8-80, 4:18	Rushing Yards	157	103
Jax.	2	8:03	Jones-Drew 1 run (Scobee kick)	7-58, 1:39	Passing Yards	227	153
Jax.	3	5:40	Porter 7 pass from Garrard (Scobee kick)	15-83, 9:20	Att-Comp-Int	27-18-0	18-11-1
Jax.	4	14:56	Williamson 10 pass from Garrard (Scobee kick)	8-54, 4:18	Third Downs	5-10	4-13
Det.	4	6:02	K. Smith 1 run (Hanson kick)	11-88, 5:54	Fourth Downs	1-1	1-2
					Punts-Avg.	2-38.5	4-45.3
					Fumbles-Lost	0-0	1-0
					Penalties-Yards	5-33	6-46
					Possession	30:59	29:01

Attendance: 52,631 • Temperature: Indoor

RUSHING: Jaguars - Taylor 18-80, Jones-Drew 11-70 (3 TDs), Garrard 2-10, Lemon 2-(-3); Lions - K. Smith 23-96 (1 TD), R. Johnson 2-4, Stanton 1-4, Culpepper 1-(-1)

PASSING: Jaguars - Garrard 25-18-238, 2 TDs, 0 INTs; Lemon 2-0-0, 0 TDs, 0 INTs; Lions - Culpepper 10-5-104, 0 TDs, 1 INT; Stanton 8-6-94, 1 TD, 0 INTs

RECEIVING: Jaguars - M. Jones 5-62, Lewis 4-64, Porter 2-33 (1 TD), Jones-Drew 2-21, Northcutt 1-20, Taylor 1-17, Williamson 1-10 (1 TD), R. Williams 1-6, G. Jones 1-5; Lions - McDonald 4-37, C. Johnson 2-92, Gaines 2-18, K. Smith 1-27, Middleton 1-23, Owens 1-1 (1 TD)

SACKS: Jaguars 7 (Harvey 1.5, D. Smith 1.5, Meier 1, Kennedy 1, Landri 1, Ingram 1), Lions 1 (C. Smith 1)

INTERCEPTIONS: Jaguars 1 (Mathis), Lions 0

GAME 10 • TITANS 24, JAGUARS 14

NOVEMBER 16, 2008 • JACKSONVILLE MUNICIPAL STADIUM • JACKSONVILLE, FLA.

TENNESSEE TITANS (10-0)	3	0	14	7	-	24
JACKSONVILLE JAGUARS (4-6)	0	14	0	0	-	14

The Jaguars ended the first half with a 14-3 lead but surrendered 21 unanswered points in the second half and fell to AFC South rival Tennessee 24-14 at home. The Titans improved to 10-0 behind three Kerry Collins TD passes. The Jaguars took a 14-3 lead in the second quarter on TD runs by Maurice Jones-Drew. In the second half Collins connected with Brandon Jones on a 13-yard TD pass before hitting Justin Gage with 56- and 38-yard scores. The Jaguars set a team record with 10 punts in the contest.

TEAM	QTR	TIME	SCORING PLAY	DRIVE	TEAM STATS	TEN	JAX
Ten.	1	5:27	Bironas 32 field goal	8-57, 3:36	First Downs	13	17
Jax.	2	10:11	Jones-Drew 2 run (Scobee kick)	11-74, 6:20	Total Yards	344	257
Jax.	2	0:14	Jones-Drew 1 run (Scobee kick)	5-37, 0:52	Rushing Yards	114	140
Ten.	3	9:12	B. Jones 13 pass from Collins (Bironas kick)	7-55, 3:25	Passing Yards	230	117
Ten.	3	7:14	Gage 56 pass from Collins (Bironas kick)	3-63, 0:55	Att-Comp-Int	23-13-1	30-13-1
Ten.	4	3:57	Gage 38 pass from Collins (Bironas kick)	4-51, 1:52	Third Downs	1-12	3-15
					Fourth Downs	0-0	0-1
					Punts-Avg.	8-43.0	10-40.9
					Fumbles-Lost	0-0	0-1
					Penalties-Yards	10-63	9-61
					Possession	27:33	32:27

Attendance: 65,258 • Temperature: 60 degrees

RUSHING: Jaguars - Jones-Drew 17-66 (2 TDs), Taylor 12-58, Garrard 3-16; Titans - Johnson 17-64, 14-52, Collins 2-(-2)

PASSING: Jaguars - Garrard 30-13-135, 0 TDs, 1 INT; Titans - Collins 23-13-230, 3 TDs, 1 INT

RECEIVING: Jaguars - Jones-Drew 3-27, Northcutt 2-28, Porter 2-24, Walker 2-15, Lewis 1-19, Angulo 1-14, G. Jones 1-6, Taylor 1-2; Titans - Gage 4-147 (2 TDs), Johnson 4-24, Scaife 2-28, B. Jones 2-23 (1 TD), Crumpler 1-8

SACKS: Jaguars 1 (Landri 1), Titans 4 (Haynesworth 1, Kearse 1, Ball 1, Ford 1)

INTERCEPTIONS: Jaguars 1 (Nelson), Titans 1 (Carr)

ADMIN

COACHES

STAFF

PLAYERS

HISTORY

RECORDS

MISC.



GAME 11 • VIKINGS 30, JAGUARS 12

NOVEMBER 23, 2008 • JACKSONVILLE MUNICIPAL STADIUM • JACKSONVILLE, FLA.

MINNESOTA VIKINGS (6-5)	17	0	3	10	-	30
JACKSONVILLE JAGUARS (4-7)	7	3	0	2	-	12

The Vikings took a 14-0 lead just 1:41 into the game following two lost fumbles by the Jaguars' offense and special teams. An aborted snap on the Jaguars' first play was returned 27 yards for a TD, and Brain Witherspoon fumbled the ensuing kickoff to set up the Vikings' second score. After David Garrard threw an eight-yard TD pass to Reggie Williams, Ryan Longwell added a 54-yard field goal which was the longest ever made at Jacksonville Municipal Stadium. Garrard set career highs and recorded his first-ever 300-yard game, but he threw interceptions on the final two possessions as the team finished with five turnovers. The Vikings added another field goal in the fourth quarter and Adrian Peterson scored on a 16-yard run. Ryan Kluwe ended the scoring when he took a safety to avoid a late blocked punt with three minutes remaining.

TEAM	Q	TIME	SCORING PLAY	DRIVE	TEAM STATS	MIN	JAX
Min.	1	14:47	Harris 27 fumble return (Longwell kick)	---	First Downs	15	17
Min.	1	13:19	Taylor 3 run (Longwell kick)	3-28, 1:21	Total Yards	226	321
Jax.	1	7:57	Williams 8 pass from Garrard (Scobee kick)	4-27, 1:52	Rushing Yards	122	35
Min.	1	6:00	Longwell 54 field goal	5-19, 1:57	Passing Yards	104	286
Jax.	2	12:29	Scobee 21 field goal	14-66, 8:31	Att-Comp-Int	20-12-1	45-27-2
Min.	3	7:43	Longwell 32 field goal	7-23, 4:02	Third Downs	4-13	6-14
Min.	4	13:59	Longwell 22 field goal	11-65, 6:28	Fourth Downs	1-2	0-1
Min.	4	6:55	Peterson 16 run (Longwell kick)	10-60, 4:58	Punts-Avg.	3-46.3	3-41.0
Jax.	4	2:54	Kluwe out of endzone for safety	---	Fumbles-Lost	0-0	6-3
						Penalties-Yards	5-49 8-81
						Possession	30:36 29:24

Attendance: 65,064 • Temperature: 66 degrees

RUSHING: Jaguars - Taylor 6-20, Garrard 5-11, Jones-Drew 3-4; Vikings - Peterson 17-80 (1 TD), Taylor 9-25 (1 TD), Berrian 2-22, Frerotte 5-2, Kluwe 1(-1)

PASSING: Jaguars - Garrard 45-27-317, 1 TD, 2 INTs; Vikings - Frerotte 20-12-120, 0 TDs, 1 INT

RECEIVING: Jaguars - Jones-Drew 9-113, Lewis 4-41, M. Jones 4-37, Williams 3-44 (1 TD), Northcutt 3-33, Estandia 2-28, Porter 1-14, Taylor 1-7; Vikings - Shiancoe 3-60, Rice 3-27, Taylor 2-12, Tahj 2-6, Wade 1-9, Berrian 1-6

SACKS: Jaguars 3 (Spicer 1, Mathis 1, Hayward 1), Vikings 4 (K. Williams 1.5, Wymys 1, P. Williams 1, Edwards 0.5)

INTERCEPTIONS: Jaguars 1 (Sensabaugh), Vikings 2 (M. Williams, Sapp)

GAME 12 • TEXANS 30, JAGUARS 17

DECEMBER 1, 2008 • RELIANT STADIUM • HOUSTON, TEXAS

JACKSONVILLE JAGUARS (4-8)	0	0	3	14	-	17
HOUSTON TEXANS (5-7)	10	0	6	14	-	30

Playing at home in their first-ever Monday Night Football game, the Texans opened the contest with a 31-yard TD pass from Sage Rosenfels to Andre Johnson. After a Jaguars punt the teams exchanged back-to-back interceptions, the first by Rashean Mathis and the second by Jacques Reeves. The Texans capitalized with a 38-yard Kris Brown field goal, while the Jaguars lost a fumble and missed a 43-yard field goal try on their next two possessions. The Jaguars put together a nine-play, 56-yard drive at the start of the fourth quarter but David Garrard slipped on fourth down and failed to score. After a Texans punt pinned the Jaguars deep inside their own 10-yard line, Mario Williams came up with one of his three sacks as he stripped Garrard and on the next play Steve Slaton scored from seven yards out. The Jaguars scored their first TD on the ensuing drive when Fred Taylor plunged in from four yards out. The two teams exchanged late TDs - first a 40-yard run by Slaton and then an 18-yard Garrard to Reggie Williams pass.

TEAM	QTR	TIME	SCORING PLAY	DRIVE	TEAM STATS	JAX	HOU
Hou.	1	11:55	Johnson 31 pass from Rosenfels (Brown kick)	6-69, 3:05	First Downs	21	18
Hou.	1	6:29	Brown 38 field goal	7-29, 3:30	Total Yards	388	326
Hou.	2	10:12	Brown 50 field goal	4-6, 1:54	Rushing Yards	126	126
Jax.	3	3:29	Scobee 29 field goal	12-69, 6:43	Passing Yards	252	200
Hou.	3	0:46	Brown 20 field goal	5-40, 2:43	Att-Comp-Int	35-25-1	25-14-1
Hou.	4	4:35	Slaton 7 run (Brown kick)	1-7, 0:04	Third Downs	4-11	1-8
Jax.	4	2:11	Taylor 4 run (Scobee kick)	8-73, 2:24	Fourth Downs	1-2	0-1
Hou.	4	2:04	Slaton 40 run (Brown kick)	1-40, 0:07	Punts-Avg.	3-40.3	3-36.0
Jax.	4	0:39	Williams 18 pass from Garrard (Scobee kick)	5-63, 1:25	Fumbles-Lost	2-2	1-0
						Penalties-Yards	8-60 5-30
						Possession	33:03 26:57

Attendance: 70,809 • Temperature: 53 degrees

RUSHING: Jaguars - Taylor 9-67 (1 TD), Jones-Drew 12-49, Garrard 5-10; Texans - Slaton 21-130 (2 TDs), Rosenfels 2-2, Moats 1(-1), Jones 1(-1)

PASSING: Jaguars - Garrard 35-25-287, 1 TD, 1 INT; Texans - Rosenfels 24-14-200, 1 TD, 1 INT; Turk 1-0-0

RECEIVING: Jaguars - M. Jones 8-104, Williams 5-55 (1 TD), Jones-Drew 3-22, Porter 2-39, Lewis 2-37, Northcutt 2-21, Washington 1-9, Taylor 1-6, Garrard 1(-6); Texans - Johnson 7-75 (1 TD), Slaton 2-52, Walter 2-38, Daniel 2-25, Dreessen 1-10

SACKS: Jaguars 0, Texans 3 (Williams 3)

INTERCEPTIONS: Jaguars 1 (Mathis), Texans 1 (Reeves)

ADMIN

COACHES

STAFF

PLAYERS

HISTORY

RECORDS

MISC.



GAME 13 • BEARS 23, JAGUARS 10

DECEMBER 7, 2008 • SOLDIER FIELD • CHICAGO, ILL.

JACKSONVILLE JAGUARS (4-9)
CHICAGO BEARS (7-6)

3 0 0 7 - 10
10 10 0 3 - 23

The game-time temperature of 19 degrees marked the third-coldest game in Jaguars history. In an ominous start, Danieal Manning intercepted David Garrard on the third play of the game and two plays later Kyle Orton connected with Desmond Clark on a two-yard TD pass. The Jaguars answered with a 12-play drive that was capped by a Josh Scobee 42-yard field goal. The Bears extended their lead as Robbie Gould connected on the first of his three field goals on the ensuing drive. Later the Bears drove 73 yards in less than a minute and Orton connected with Greg Olsen on a TD pass right before halftime for a 20-3 lead. The Bears' first drive of the second half ended with Gerald Sensabaugh collecting his fourth interception of the season but the Jaguars drive stalled. Garrard led the Jaguars on an early fourth-quarter TD drive, connecting with Maurice Jones-Drew on a four-yard strike. In the game Fred Taylor rushed for 53 yards on 13 carries and moved into 16th place in NFL history with 11,271 rushing yards surpassing O.J. Simpson (11,236) and Corey Dillon (11,241). Taylor, however, suffered a thumb injury that would end his season and his Jaguars career.

TEAM	Q	TIME	SCORING PLAY	DRIVE	TEAM STATS	JAX	CHI
Chi.	1	12:36	Clark 2 pass from Orton (Gould kick)	2-5, 0:37	First Downs	14	16
Jax.	1	6:28	Scobee 42 field goal	12-51, 6:08	Total Yards	278	296
Chi.	1	0:19	Gould 22 field goal	13-82, 6:09	Rushing Yards	119	86
Chi.	2	2:44	Gould 36 field goal	4-4, 2:09	Passing Yards	159	210
Chi.	2	0:18	Olsen 22 pass from Orton (Gould kick)	7-73, 0:59	Att-Comp-Int	38-19-1	34-20-1
Jax.	4	12:09	Jones-Drew 4 pass from Garrard (Scobee kick)	9-76, 3:32	Third Downs	5-17	5-15
Chi.	4	8:58	Gould 35 field goal	7-55, 3:11	Fourth Downs	1-3	1-1
					Punts-Avg.	7-40.1	6-44.5
					Fumbles-Lost	2-0	3-0
					Penalties-Yards	4-21	1-5
					Possession	32:03	27:57

Attendance: 61,736 • Temperature: 19 degrees

RUSHING: Jaguars - Jones-Drew 12-55, Taylor 13-53, Garrard 3-11; Bears - Forte 21-69, Peterson 3-19, Orton 2-(-2)
PASSING: Jaguars - Garrard 38-19-178, 1 TD, 1 INT; Bears - Orton 34-20-219, 2 TDs, 1 INT
RECEIVING: Jaguars - Jones-Drew 7-47 (1 TD), Lewis 4-43, M. Jones 3-34, Williams 2-16, Porter 1-27, Taylor 1-6, Northcutt 1-5; Bears - Hester 5-80, Forte 5-37, Olsen 3-52 (1 TD), Booker 3-28, Davis 2-14, Clark 2-8 (1 TD)
SACKS: Jaguars 1 (Spicer 1), Bears 3 (Idonije 1.5, Anderson 1, Ogunleye 0.5)
INTERCEPTIONS: Jaguars 1 (Sensabaugh), Bears 1 (Manning)

GAME 14 • JAGUARS 20, PACKERS 16

DECEMBER 14, 2008 • JACKSONVILLE MUNICIPAL STADIUM • JACKSONVILLE, FLA.

GREEN BAY PACKERS (5-9)
JACKSONVILLE JAGUARS (5-9)

3 10 0 3 - 16
7 0 0 13 - 20

The Jaguars ended their four-game losing streak with a 20-16 come-from-behind win. Maurice Jones-Drew made his first start of the season in place of Fred Taylor, who was on injured reserve, and he scored two TDs including the game-winner with 1:56 remaining. The Jaguars took the opening kickoff and drove 73 yards to David Garrard's 30-yard TD pass to Dennis Northcutt, who finished with a season-high 127 receiving yards. The Packers answered with a 79-yard scoring drive as Mason Crosby connected on a 22-yard field goal. Josh Scobee hit the left upright on a 51-yard field goal attempt, and the Packers then took a 10-7 lead when Aaron Rodgers connected with Greg Jennings and extended the lead to six with another Crosby field goal. Jacksonville stopped a fourth-and-one attempt from the 44-yard line and Garrard capitalized by connecting with Jones-Drew on a 14-yard TD nine plays later. The Packers regained the lead on Crosby's third field goal with 5:40 remaining in the game. On the first play of the ensuing drive, Garrard hit Northcutt on a 41-yard pass, the longest pass play of the season, and five plays later Jones-Drew plunged in for a two-yard TD and a 20-16 lead when the two-point conversion failed. Reggie Nelson ended the threat when he intercepted Rodgers with 40 seconds remaining.

TEAM	QTR	TIME	SCORING PLAY	DRIVE	TEAM STATS	GB	JAX
Jax.	1	8:03	Northcutt 30 pass from Garrard (Scobee kick)	12-73, 6:57	First Downs	18	18
G.B.	1	2:33	Crosby 22 field goal	11-79, 5:30	Total Yards	338	323
G.B.	2	8:33	Jennings 4 pass from Rodgers (Crosby kick)	10-59, 6:02	Rushing Yards	84	94
G.B.	2	1:18	Crosby 23 field goal	9-57, 2:44	Passing Yards	254	229
Jax.	4	10:39	Jones-Drew 14 pass from Garrard (Scobee kick)	9-56, 4:15	Att-Comp-Int	32-20-1	33-21-0
G.B.	4	5:35	Crosby 38 field goal	9-54, 5:04	Third Downs	10-16	6-12
Jax.	4	1:56	Jones-Drew 2 run (run failed)	6-80, 3:39	Fourth Downs	0-1	1-1
					Punts-Avg.	2-43.5	4-49.5
					Fumbles-Lost	1-0	1-0
					Penalties-Yards	3-30	6-58
					Possession	32:03	27:57

Attendance: 65,457 • Temperature: 67 degrees

RUSHING: Jaguars - Jones-Drew 12-48 (1 TD), Garrard 5-31, Northcutt 1-9, Washington 1-6; Packers - Grant 21-56, Rodgers 5-22, Jackson 1-6, Kuhn 1-0
PASSING: Jaguars - Garrard 33-21-238, 2 TDs, 0 INTs; Packers - Rodgers 32-20-278, 1 TD, 1 INT
RECEIVING: Jaguars - Northcutt 5-127 (1 TD), Estandia 4-36, Williams 4-31, Jones-Drew 4-22 (1 TD), Angulo 2-15, Lewis 2-7; Packers - Driver 5-65, Jones 4-132, Grant 3-32, Jennings 3-22 (1 TD), Lee 2-8, Nelson 1-9, Martin 1-9, Jackson 1-1
SACKS: Jaguars 3 (Hayward 2, Groves 1), Packers 2 (Hawk 1, Woodson 1)
INTERCEPTIONS: Jaguars 1 (Nelson), Packers 0



GAME 15 • COLTS 31, JAGUARS 24

DECEMBER 18, 2008 • JACKSONVILLE MUNICIPAL STADIUM • JACKSONVILLE, FLA.

INDIANAPOLIS COLTS (11-4)	0	7	7	17	-	31
JACKSONVILLE JAGUARS (5-10)	7	10	7	10	-	24

The Jaguars lost to the visiting Indianapolis Colts 31-24 on NFL Network after Keiwan Ratliff returned an interception for a TD and the Jaguars' final drive ended in the red zone as time expired. The Jaguars drove 62 yards and David Garrard threw a 28-yard TD pass to Dennis Northcutt, who surpassed 100 yards receiving in his second straight game. The Jaguars took 14-0 lead as Garrard ended a 17-play drive in the second quarter with a two-yard run. Midway through the second quarter Peyton Manning connected with Reggie Wayne on a 41-yard strike. After a missed field goal by Adam Vinatieri, the Jaguars added a late field goal right before half-time. The Colts opened the second half with another Manning TD pass to Dominic Rhodes but the Jaguars answered with a two-yard TD run by Montell Owens. On the ensuing drive, Manning threw his third TD pass to Dallas Clark and after a Jaguars punt, Vinatieri connected from 45 yards to tie the game. With 4:48 remaining, Ratliff's touchdown gave the Colts the 31-24 game-clinching score. Garrard drove the Jaguars 74 yards in 11 plays on the final drive. Maurice Jones-Drew got to the seven-yard line but was injured on the play and with the 10-second runoff the Jaguars were left with first and goal with 17 seconds remaining. After an incomplete pass, Garrard was sacked by Dwight Freeney to end the game.

TEAM	Q	TIME	SCORING PLAY	DRIVE	TEAM STATS	IND	JAX
Jax.	1	10:59	Northcutt 28 pass from Garrard (Scobee kick)	8-62, 4:01	First Downs	20	28
Jax.	2	11:37	Garrard 2 run (Garrard kick)	17-93, 9:35	Total Yards	396	409
Ind.	2	8:39	Wayne 41 pass from Manning (Vinatieri kick)	5-63, 2:58	Rushing Yards	32	105
Jax.	2	0:01	Scobee 44 field goal	8-54, 1:02	Passing Yards	364	304
Ind.	3	10:26	Rhodes 10 pass from Manning (Vinatieri kick)	9-75, 4:34	Att-Comp-Int	34-29-0	41-28-1
Jax.	3	2:28	Owens 2 run (Scobee kick)	14-76, 7:58	Third Downs	6-10	7-13
Ind.	4	12:31	Clark 1 pass from Manning (Vinatieri kick)	11-81, 4:57	Fourth Downs	0-0	1-1
Ind.	4	6:28	Vinatieri 45 field goal	10-52, 4:55	Punts-Avg.	2-41.0	3-43.0
Ind.	4	4:48	Ratliff 35 interception return (Vinatieri kick)	---	Fumbles-Lost	0-0	1-0
					Penalties-Yards	6-50	7-60
					Possession	28:07	31:53

Attendance: 65,064 • Temperature: 66 degrees

RUSHING: Jaguars - Jones-Drew 20-91, Garrard 3-9 (1 TD), Washington 3-3, Owens 1-2 (1 TD); Colts - Rhodes 14-27, Simpson 2-4, Manning 2-1

PASSING: Jaguars - Garrard 41-28-329, 1 TD, 1 INT; Colts - Manning 34-29-364, 3 TDs, 0 INTs

RECEIVING: Jaguars - Northcutt 8-101 (1 TD), Jones-Drew 7-71, Lewis 6-55, Wriughster 2-35, Angulo 2-24, Williams 1-22,

Walker 1-18, Williamson 3-3; Colts - Clark 8-105 (1 TD), Wayne 7-108 (1 TD), Rhodes 6-62 (1 TD), Robinson 4-51, Gonzalez 4-38

SACKS: Jaguars 0; Colts 3 (Brock 2, Freeney 1)

INTERCEPTIONS: Jaguars 0; Colts 1 (Ratliff [TD])

GAME 16 • RAVENS 27, JAGUARS 7

DECEMBER 28, 2008 • M&T BANK STADIUM • BALTIMORE, MD.

JACKSONVILLE JAGUARS (5-11)	7	0	0	0	-	7
BALTIMORE RAVENS (11-5)	3	21	3	0	-	27

The Jaguars ended their season at 5-11 after a 27-7 loss on the road to the Baltimore Ravens. The Ravens took the opening drive and jumped out to a 3-0 lead after Matt Stover hit a 32-yard field goal. Ray Lewis recovered a Dennis Northcutt fumble on the Jaguars' third offensive play but failed to score on Stover's missed field goal from 48 yards. The Jaguars took a 7-3 lead when David Garrard hit Alvin Pearman with a 23-yard TD pass, which was Garrard's 50th of his career and tied him with Byron Leftwich for second in team history. The Ravens took control of the game in the second quarter with three consecutive scoring drives. Le'Ron McClain scored on a five-yard run and after a Jaguars three-and-out, Willis McGahee ran one in from 13 yards. The Jaguars moved the ball on the ensuing drive but Garrard was intercepted by Ed Reed on the Ravens' 15-yard line. Six plays later McClain rushed for his second TD.

TEAM	QTR	TIME	SCORING PLAY	DRIVE	TEAM STATS	JAX	BAL
Bal.	1	9:25	Stover 32 field goal	10-65, 5:35	First Downs	14	20
Jax.	1	0:48	Pearman 23 pass from Garrard (Scobee kick)	5-50, 2:14	Total Yards	245	431
Bal.	2	10:58	McClain 5 run (Stover kick)	10-78, 4:50	Rushing Yards	118	127
Bal.	2	4:52	McGahee 13 run (Stover kick)	8-77, 4:20	Passing Yards	127	304
Bal.	3	0:44	McClain 1 run (Stover kick)	6-71, 1:21	Att-Comp-Int	25-14-2	25-18-0
Bal.	3	3:26	Stover 41 field goal	8-58, 3:54	Third Downs	6-12	6-14
					Fourth Downs	0-1	0-0
					Punts-Avg.	4-46.5	4-38.3
					Fumbles-Lost	3-2	1-0
					Penalties-Yards	7-28	7-55
					Possession	27:58	32:02

Attendance: 71,366 • Temperature: 62 degrees

RUSHING: Jaguars - Jones-Drew 23-78, Garrard 4-40; Ravens - McClain 25-70 (2 TDs), Parmele 2-27, McGahee 4-24 (1 TD), Neal 2-3, Mason 1-3

PASSING: Jaguars - Garrard 25-14-127, 1 TD, 2 INTs; Ravens - Flacco 23-17-297, 0 TDs, 0 INTs; Smith 2-1-25, 0 TDs, 0 INTs

RECEIVING: Jaguars - Northcutt 5-35, Williams 2-16, Pearman 1-23 (1 TD), Walker 1-23, Jones-Drew 1-10, Estandia 1-9, Owens 1-7, Angulo 1-4, Lewis 1-0; Ravens - Mason 6-7, Clayton 4-128, Heap 3-25, McGahee 2-25, Smith 1-36, Jones 1-25, Neal 1-6

SACKS: Jaguars 3 (Harvey 2, Mincey 1), Ravens 1 (Ivy 1)

INTERCEPTIONS: Jaguars 0, Ravens 2 (Reed 2)

ADMIN

COACHES

STAFF

PLAYERS

HISTORY

RECORDS

MISC.



2008 PLAYER PARTICIPATION

	T	B	I	H	P	D	C	C	D	T	E	M	H	C	G	I	B	A	
	N	F	N	O	O	E	L	N	E	N	N	I	O	H	B	N	A	L	
	P	P	P	P	P	P	TE	P	TE	TE	P	ina	TE	TE	TE	TE	TE	TE	GP-GS-
																			DNP-INAC
Angulo	P	P	P	P	P	P	TE	P	TE	TE	P	ina	TE	TE	TE	TE	TE	TE	15/7
Bain	--	--	--	--	--	--	--	--	--	--	--	--	--	--	ps	ps	ps	ps	0/0
Barnes	LT	LT	LT	LT	LT	LT	LT	LT	LT	LT	LT	LT	LT	LT	LT	LT	LT	LT	16/16
Black	--	--	--	--	--	--	--	--	--	--	--	--	--	--	--	--	--	ina	0/0
Brown, C.	ps	ps	ps	ps	ps	ps	ps	ps	ps	ps	ps	ps	ps	ina	--	--	--	--	0/0
Brown, M.	--	RG	RG	RG	RG	P	ina	P	ina	ina	ina	ina	--	--	--	--	--	--	6/4
Bruce	ps	ps	ps	ps	ps	ps	ps	ps	ps	ps	ps	ps	ina	P	ina	ina	ina	ina	1/0
Carahan	ps	ps	ps	ps	ps	ps	ps	ps	ps	ps	ps	ps	ps	ps	ps	ps	ps	ps	0/0
Collier	NFI	NFI	NFI	NFI	NFI	NFI	NFI	NFI	NFI	NFI	NFI	NFI	NFI	NFI	NFI	NFI	NFI	NFI	0/0
Cotrone	IR	IR	IR	IR	IR	IR	IR	IR	IR	IR	IR	IR	IR	IR	IR	IR	IR	IR	0/0
Cox	--	--	--	--	--	--	--	--	--	--	--	--	--	--	ina	P	P	P	2/0
Davis	ps	ps	ps	ps	ps	ps	ps	ps	ps	ps	ps	ps	ps	ps	ps	ps	ps	ps	0/0
Durant	P	OLB	ina	ina	P	OLB	OLB	OLB	OLB	OLB	OLB	OLB	OLB	OLB	OLB	OLB	OLB	OLB	14/12
Ellison	--	--	--	--	--	--	--	--	--	--	--	--	--	--	ina	ina	ina	ina	0/0
Estandia	P	P	P	P	P	P	P	P	P	P	TE	P	P	P	P	P	P	TE	16/2
Flourance	RCB	RCB	RCB	RCB	ina	P	P	P	P	P	P	P	CB	CB	CB	CB	CB	CB	15/8
Gardner	ina	ps	ps	ps	ps	ps	ps	ps	ps	ps	ps	ps	ps	ps	ps	ps	ps	ps	4/0
Garrard	QB	QB	QB	QB	QB	QB	QB	QB	QB	QB	QB	QB	QB	QB	QB	QB	QB	QB	16/16
Groves	P	P	P	P	P	P	P	P	P	P	P	P	P	P	P	P	P	P	12/7
Hatvey	P	P	P	DE	DE	DE	P	P	DE	DE	DE	P	DE	DE	P	DE	DE	DE	16/9
Hayward	DE	DE	DE	P	P	P	DE	DE	DE	DE	DE	DE	DE	DE	DE	DE	DE	DE	16/13
Henderson	DT	DT	DT	DT	DT	DT	DT	DT	ina	ina	ina	ina	DT	DT	DT	DT	DT	DT	14/14
Horrocks	IR	IR	IR	IR	IR	IR	IR	IR	IR	IR	IR	IR	IR	IR	IR	IR	IR	IR	0/0
Hughes	--	--	--	--	--	--	--	--	--	--	--	ps	ps	ps	ps	ps	ina	ina	0/0
Ingram	OLB	P	OLB	OLB	OLB	P	P	P	OLB	OLB	OLB	OLB	OLB	OLB	OLB	OLB	OLB	OLB	16/12
lwuh	P	P	P	P	P	P	P	P	P	P	P	P	ina	P	P	P	P	P	15/0
James	FB	FB	FB	P	LCB	P	ina	ina	ina	ina	ina	ina	ina	ina	ina	ina	DNP	DNP	8/1
Jones, G.	WR	WR	WR	WR	WR	WR	WR	WR	WR	WR	WR	WR	WR	WR	WR	WR	WR	WR	12/7
Jones, M.	WR	WR	WR	WR	WR	WR	WR	WR	WR	WR	WR	WR	WR	P	P	RB	RB	RB	12/10
Jones-Drew	P	P	P	P	P	P	P	P	P	P	P	P	P	P	P	P	P	P	16/3
Kennedy	P	ina	ina	P	ina	P	ina	P	P	P	ina	--	--	--	--	--	--	--	6/0
Landri	ina	P	P	P	P	P	P	P	P	P	P	P	P	P	P	P	P	P	15/0
Lattimore	--	--	--	--	--	--	--	--	--	--	--	--	--	--	ps	ps	ps	ps	0/0
Lemon	DNP	DNP	DNP	DNP	DNP	DNP	DNP	P	DNP	DNP	DNP	DNP	DNP	DNP	DNP	DNP	DNP	DNP	1/0
Lewis, J.	IR	IR	IR	IR	IR	IR	IR	IR	IR	IR	IR	IR	IR	IR	IR	IR	IR	IR	0/0
Lewis, M.	TE	TE	TE	TE	TE	TE	TE	TE	P	TE	TE	TE	TE	TE	TE	TE	TE	TE	16/15
Lowe	--	--	--	--	P	P	ina	ina	P	ina	--	--	--	--	--	--	--	--	5/0
Lowry	--	--	--	--	--	--	--	--	--	--	--	--	--	--	ina	ina	ina	ina	0/0
Manuwai	LG	IR	IR	IR	IR	IR	IR	IR	IR	IR	IR	IR	IR	IR	IR	IR	IR	IR	11/1
Mathis	LCB	LCB	LCB	LCB	RCB	RCB	RCB	LCB	LCB	LCB	RCB	RCB	RCB	RCB	RCB	RCB	RCB	RCB	12/12
Mattran	--	--	--	--	--	--	--	--	--	--	--	ps	ps	ps	ps	ps	ps	ps	0/0
McDaniel	P	P	P	ina	P	DT	P	ina	DT	DT	P	P	ina	ina	ina	IR	IR	IR	10/3
Maester	ina	ina	ina	ina	ina	C	C	C	C	C	C	C	C	C	C	C	C	C	10/10
Meier	DT	DT	DT	DT	DT	ina	DT	DT	DT	DT	DT	DT	DT	DT	DT	DT	DT	DT	15/15
Miller	ps	ps	ps	ps	ps	ps	ps	ina	ina	ina	ina	ina	ina	ina	ina	ina	ina	DNP	0/0
Mincey	PUP	PUP	PUP	PUP	PUP	PUP	PUP	PUP	PUP	PUP	PUP	PUP	PUP	PUP	PUP	PUP	PUP	PUP	3/0
Moulton	ps	--	--	--	--	--	--	--	--	--	--	--	--	--	--	--	--	--	0/0
Myles, L.	--	--	--	--	ps	ps	ps	ps	ps	ps	ps	ps	ps	ps	ps	ps	ps	ps	0/0
Myles, T.	IR	IR	IR	IR	IR	IR	IR	IR	IR	IR	IR	IR	IR	IR	IR	IR	IR	IR	0/0
Naeole	--	--	ina	ina	ina	ina	DNP	IR	IR	IR	IR	IR	IR	IR	IR	IR	IR	IR	0/0
Nelson	ES	ES	ES	ina	ina	ina	ES	ES	ES	ES	ES	ES	ES	ES	ES	ES	ES	ES	13/13
Nkang	PUP	PUP	PUP	PUP	PUP	PUP	P	P	P	P	P	P	P	P	P	P	P	P	7/0
Norman	C	C	C	C	C	C	P	P	RG	RG	RG	RG	RG	RG	RG	RG	RG	RG	16/14
Northcutt	P	P	P	ina	ina	P	P	P	P	P	P	P	P	P	WR	WR	P	P	14/2
Nwaneri	P	LG	LG	LG	LG	LG	LG	LG	LG	LG	LG	LG	LG	LG	LG	LG	LG	LG	16/15
Owens	P	P	P	P	P	P	P	P	P	P	P	P	P	P	P	P	P	P	16/0
Pashos	RT	RT	RT	RT	RT	RT	RT	RT	RT	RT	RT	RT	RT	RT	RT	RT	RT	RT	16/16
Pearman	--	--	--	--	--	--	--	--	--	--	--	--	--	--	ina	ina	ina	ina	1/0
Peterson	MLB	MLB	MLB	MLB	MLB	MLB	MLB	MLB	ina	P	P	P	P	P	P	MLB	MLB	MLB	15/10
Podlesh	P	P	P	P	P	P	P	P	P	P	P	P	P	P	IR	IR	IR	IR	11/0
Porter	ina	ina	ina	WR	P	P	P	P	WR	WR	WR	WR	WR	WR	ina	IR	IR	IR	10/6
Prioleau	P	P	P	P	P	SS	P	P	P	P	P	P	P	P	P	P	P	P	16/1
Reyes	P	P	P	P	P	RG	RG	RG	P	P	P	P	P	P	P	P	P	P	15/3
Rodgers	--	--	--	--	--	--	--	ps	ps	ps	ps	ps	ps	ps	ps	ps	ps	DNP	0/0
Scobee	P	P	P	P	P	P	P	P	P	P	P	P	P	P	P	P	P	P	16/0
Sensabaugh	P	P	P	ES	ES	ES	SS	SS	SS	SS	SS	SS	SS	SS	SS	SS	SS	SS	16/13
Shaw	--	--	--	--	--	--	--	--	--	--	--	--	P	ina	ina	P	P	P	3/0
Slaughter	--	--	--	--	--	--	--	--	--	--	--	--	--	--	--	--	--	--	0/0
Smith, D.	OLB	OLB	OLB	OLB	OLB	OLB	OLB	OLB	MLB	MLB	MLB	MLB	MLB	MLB	MLB	IR	IR	IR	14/14
Smith, H.	--	--	--	--	--	--	--	--	--	--	--	--	--	--	--	--	--	--	0/0
Smith, P.	ps	ps	ps	ps	ps	ps	ps	ps	ps	ps	ps	ps	ps	ps	ps	ps	ps	ina	0/0
Spencer	ina	DNP	ina	ina	DNP	DNP	ina	ina	DNP	DNP	DNP	DNP	DNP	DNP	DNP	DNP	DNP	DNP	0/0
Spicer	DE	DE	DE	DE	DE	DE	DE	DE	DE	P	P	DE	P	P	DE	P	P	P	16/10
Starks	ina	ina	P	IR	IR	IR	IR	IR	IR	IR	IR	IR	IR	IR	IR	IR	IR	IR	1/0
Stephenson	--	--	--	--	--	--	--	--	--	--	--	--	--	--	--	ina	DNP	DNP	0/0
Taylor	RB	RB	RB	RB	RB	RB	RB	RB	RB	RB	RB	RB	RB	RB	RB	IR	IR	IR	13/13
Wade	--	ina	P	DNP	--	--	--	--	--	--	--	--	--	--	--	--	--	--	1/0
Walker	ina	P	P	P	P	ina	ina	ina	ina	WR	P	ina	ina	ina	P	P	P	P	9/0
Washington	ina	ina	ina	P	ina	ina	ina	ina	ina	ina	ina	ina	ina	ina	P	P	P	P	6/1
Weatherford	--	--	--	--	--	--	--	--	--	--	--	--	--	--	P	P	P	P	5/0
Williams, B.	SS	SS	SS	SS	SS	CB	CB	CB	CB	CB	CB	CB	CB	CB	CB	CB	CB	CB	16/16
Williams, M.	RG	IR	IR	IR	IR	IR	IR	IR	IR	IR	IR	IR	IR	IR	IR	IR	IR	IR	1/1
Williams, R.	WR	WR	WR	WR	WR	WR	P	WR	P	P	WR	WR	WR	WR	P	P	P	P	16/11
Williams, T.	P	ina	P	P	ina	ina	ina	ina	ina	P	ina	ina	ina	ina	ina	ina	ina	ina	6/0
Williamson, T.	P	ina	ina	ina	ina	P	WR	P	ina	ina	ina	ina	ina	ina	P	P	WR	P	8/2
Witherspoon	P	P	P	P	P	ina	P	P	ina	P	P	P	P	P	P	P	P	P	14/0
Woods	ps	ps	ps	ps	ps	ps	ps	ps	ps	ps	ps	ps	ps	ps	ps	ps	ps	ps	5/1
Wrightster	PUP	PUP	PUP	PUP	PUP	PUP	PUP	PUP	PUP	PUP	PUP	PUP	PUP	PUP	PUP	PUP	PUP	PUP	0/0
Wyche	IR	IR	IR	IR	IR	IR	IR	IR	IR	IR	IR	IR	IR	IR	IR	IR	IR	IR	0/0
Zelenka	P	P	P	P	P	P	P	P	P	P	P	P	P	P	P	P	P	P	16/0
Zenon	--	--	--	--	--	--	--	--	--	--	--	--	--	--	--	--	--	ps	0/0

ADMIN

COACHES

STAFF

PLAYERS

HISTORY

RECORDS

MISC.



PRESEASON RESULTS

1995 (2-3)

July 29	vs. Carolina (Canton, Ohio)	L 14-20	24,625
Aug. 4	at Miami	W 24-21	51,745
Aug. 10	at Detroit	L 3-19	44,690
Aug. 18	ST. LOUIS	L 10-27	71,884
Aug. 25	DENVER	W 23-17	66,023

1996 (2-2)

Aug. 2	N.Y. GIANTS	L 17-24	67,675
Aug. 9	at St. Louis	L 10-17	55,626
Aug. 18	SAN FRANCISCO	W 38-10	67,858
Aug. 23	at Denver	W 31-24	57,665

1997 (4-0)

Aug. 3	CAROLINA	W 23-9	67,280
Aug. 9	at N.Y. Giants	W 38-16	48,762
Aug. 18	at San Francisco	W 28-20	50,346
Aug. 22	ATLANTA	W 26-17	67,743

1998 (2-2)

Aug. 8	at Carolina	L 27-30	62,925
Aug. 14	N.Y. GIANTS	W 24-10	61,159
Aug. 22	at Kansas City	L 21-22	71,079
Aug. 27	DALLAS	W 42-20	71,526

1999 (3-1)

Aug. 13	CAROLINA	W 35-10	59,120
Aug. 21	at N.Y. Giants	L 20-27	43,699
Aug. 26	KANSAS CITY	W 31-6	56,932
Sept. 2	at Dallas	W 27-6	58,872

2000 (3-1)

Aug. 4	at Carolina	W 34-14	72,949
Aug. 11	N.Y. GIANTS	W 16-13	62,370
Aug. 19	at Kansas City	W 28-23	48,623
Aug. 24	ATLANTA	L 20-31	55,946

2001 (2-2)

Aug. 10	CAROLINA	W 18-16	50,970
Aug. 16	at N.Y. Giants	L 5-27	77,004
Aug. 23	KANSAS CITY	W 28-23	48,623
Aug. 30	at Dallas	L 17-27	35,228

2002 (1-3)

Aug. 9	at Atlanta	L 13-23	43,264
Aug. 16	TAMPA BAY	L 0-20	47,036
Aug. 23	at Chicago (Champaign, Ill.)	W 24-16	52,143
Aug. 29	DALLAS	L 25-28	48,809

2003 (3-1)

Aug. 9	at Minnesota	W 16-14	63,370
Aug. 15	MIAMI	W 27-23	49,751
Aug. 23	at Tampa Bay	L 6-10	65,266
Aug. 28	WASHINGTON	W 17-15	44,314

2004 (3-1)

Aug. 14	at Miami	L 5-16	67,978
Aug. 20	TAMPA BAY	W 14-6	50,021
Aug. 27	GREEN BAY	W 9-7	50,846
Sept. 1	at New England	W 31-0	68,756

2005 (2-2)

Aug. 13	MIAMI	W 27-17	64,072
Aug. 20	at Tampa Bay	W 20-17	64,089
Aug. 25	ATLANTA	L 7-23	60,596
Sept. 1	at Dallas	L 20-27	54,522

2006 (3-1)

Aug. 12	at Miami	W 31-26	67,979
Aug. 19	CAROLINA	L 10-17	64,073
Aug. 26	TAMPA BAY	W 29-18	63,161
Aug. 31	ATLANTA	W 20-17	70,616

2007 (3-1)

Aug. 11	at Miami	L 17-18	71,399
Aug. 18	TAMPA BAY	W 31-19	66,944
Aug. 23	at Green Bay	W 21-13	69,268
Aug. 30	WASHINGTON	W 31-14	63,953

2008 (3-1)

Aug. 9	ATLANTA	W 20-17	63,914
Aug. 16	MIAMI	L 14-19	63,927
Aug. 23	at Tampa Bay	W 23-17	62,696
Aug. 28	at Washington	W 24-3	59,076

JAGUARS RECORD VS. PRESEASON OPPONENTS

(All-time record 36-21)

OPPONENT	W	L	T	PCT.	PTS.	OPP	LAST
Atlanta	3	3	0	.500	106	128	2008
Carolina	4	3	0	.571	161	116	2006
Chicago	1	0	0	1.000	24	16	2002
Dallas	2	3	0	.400	131	108	2005
Denver	2	0	0	1.000	54	41	1996
Detroit	0	1	0	.000	3	19	1995
Green Bay	2	0	0	1.000	30	20	2007
Kansas City	3	1	0	.750	108	74	2001
Miami	4	3	0	.571	145	140	2008
Minnesota	1	0	0	1.000	16	14	2003
New England	1	0	0	1.000	31	0	2004
New York Giants	3	3	0	.500	120	117	2001
St. Louis	0	2	0	.000	20	44	1996
San Francisco	2	0	0	1.000	66	30	1997
Tampa Bay	5	2	0	.714	123	107	2008
Washington	3	0	0	1.000	72	32	2008

ADMIN

COACHES

STAFF

PLAYERS

HISTORY

RECORDS

MISC.



REGULAR SEASON RESULTS

1995 (4-12)

5th in AFC Central Tom Coughlin, Head Coach

Sept. 3	HOUSTON	L 3-10	73,000
Sept. 10	at Cincinnati	L 17-24	48,318
Sept. 17	at N.Y. Jets	L 10-27	49,970
Sept. 24	GREEN BAY	L 14-24	66,744
Oct. 1	at Houston	W 17-16	36,346
Oct. 8	PITTSBURGH	W 20-16	72,042
Oct. 15	CHICAGO	L 27-30	72,020
Oct. 22	at Cleveland	W 23-15	64,405
Oct. 29	at Pittsburgh	L 7-24	54,516
Nov. 12	SEATTLE	L 30-47	71,290
Nov. 19	at Tampa Bay	L 16-17	71,629
Nov. 26	CINCINNATI	L 13-17	68,249
Dec. 3	at Denver	L 23-31	72,231
Dec. 10	INDIANAPOLIS	L 31-41	66,099
Dec. 17	at Detroit	L 0-44	70,204
Dec. 24	CLEVELAND	W 24-21	66,007

1996 (9-7, 2-1)

2nd in AFC Central Tom Coughlin, Head Coach

Sept. 1	PITTSBURGH	W 24-9	70,210
Sept. 8	HOUSTON	L 27-34	66,468
Sept. 15	at Oakland	L 3-17	46,291
Sept. 22	at New England	L 25-28 (OT)	59,446
Sept. 29	CAROLINA	W 24-14	71,537
Oct. 6	at New Orleans	L 13-17	34,231
Oct. 13	N.Y. JETS	W 21-17	65,699
Oct. 20	at St. Louis	L 14-17	60,066
Oct. 27	at Cincinnati	L 21-28	45,890
Nov. 10	BALTIMORE	W 30-27	64,628
Nov. 17	at Pittsburgh	L 3-28	58,879
Nov. 24	at Baltimore	W 28-25 (OT)	57,384
Dec. 1	CINCINNATI	W 30-27	57,408
Dec. 8	at Houston	W 23-17	20,196
Dec. 15	SEATTLE	W 20-13	66,134
Dec. 22	ATLANTA	W 19-17	71,449

Wild-Card Playoff

Dec. 28	at Buffalo	W 30-27	70,213
---------	------------	---------	--------

Divisional Playoff

Jan. 4	at Denver	W 30-27	75,678
--------	-----------	---------	--------

AFC Championship

Jan. 12	at New England	L 6-20	60,190
---------	----------------	--------	--------

1997 (11-5, 0-1)

2nd in AFC Central Tom Coughlin, Head Coach

Aug. 31	at Baltimore	W 28-27	61,018
Sept. 7	N.Y. GIANTS	W 40-13	70,581
Sept. 22	PITTSBURGH	W 30-21	73,016
Sept. 28	at Washington	L 12-24	74,421
Oct. 5	CINCINNATI	W 21-13	67,128
Oct. 12	PHILADELPHIA	W 38-21	69,150
Oct. 19	at Dallas	L 22-26	64,464
Oct. 26	at Pittsburgh	L 17-23 (OT)	57,011
Nov. 2	at Tennessee	W 30-24	27,208
Nov. 9	KANSAS CITY	W 24-10	70,444
Nov. 16	TENNESSEE	W 17-9	70,070
Nov. 23	at Cincinnati	L 26-31	55,158

Nov. 30	BALTIMORE	W 29-27	63,712
Dec. 7	NEW ENGLAND	L 20-26	73,446
Dec. 14	at Buffalo	W 20-14	41,231
Dec. 21	at Oakland	W 20-9	40,032

Wild-Card Playoff

Dec. 27	at Denver	L 17-42	74,481
---------	-----------	---------	--------

1998 (11-5, 1-1)

1st in AFC Central

Tom Coughlin, Head Coach

Sept. 6	at Chicago	W 24-23	55,614
Sept. 13	KANSAS CITY	W 21-16	69,821
Sept. 20	BALTIMORE	W 24-10	67,069
Sept. 27	at Tennessee	W 27-22	34,656
Oct. 12	MIAMI	W 28-21	74,051
Oct. 18	at Buffalo	L 16-17	77,635
Oct. 25	at Denver	L 24-37	75,217
Nov. 1	at Baltimore	W 45-19	68,915
Nov. 8	CINCINNATI	W 24-11	67,040
Nov. 15	TAMPA BAY	W 29-24	72,974
Nov. 22	at Pittsburgh	L 15-30	59,124
Nov. 29	at Cincinnati	W 34-17	55,432
Dec. 6	DETROIT	W 37-22	70,717
Dec. 13	TENNESSEE	L 13-16	65,657
Dec. 20	at Minnesota	L 10-50	64,363
Dec. 28	PITTSBURGH	W 21-3	74,143

Wild-Card Playoff

Jan. 3	NEW ENGLAND	W 25-10	71,139
--------	-------------	---------	--------

Divisional Playoff

Jan. 10	at N.Y. Jets	L 24-34	76,469
---------	--------------	---------	--------

1999 (14-2, 1-1)

1st in AFC Central

Tom Coughlin, Head Coach

Sept. 12	SAN FRANCISCO	W 41-3	68,678
Sept. 19	at Carolina	W 22-20	64,261
Sept. 26	TENNESSEE	L 19-20	61,502
Oct. 3	at Pittsburgh	W 17-3	57,308
Oct. 11	at N.Y. Jets	W 16-6	78,216
Oct. 17	CLEVELAND	W 24-7	62,047
Oct. 31	at Cincinnati	W 41-10	49,138
Nov. 7	at Atlanta	W 30-7	68,466
Nov. 14	BALTIMORE	W 6-3	67,391
Nov. 21	NEW ORLEANS	W 41-23	69,772
Nov. 28	at Baltimore	W 30-23	68,428
Dec. 2	PITTSBURGH	W 20-6	68,806
Dec. 13	DENVER	W 27-24	71,357
Dec. 19	at Cleveland	W 24-14	72,038
Dec. 26	at Tennessee	L 14-41	66,641
Jan. 2	CINCINNATI	W 24-7	70,532

Divisional Playoff

Jan. 15	MIAMI	W 62-7	75,173
---------	-------	--------	--------

AFC Championship

Jan. 23	TENNESSEE	L 14-33	75,206
---------	-----------	---------	--------

2000 (7-9)

4th in AFC Central

Tom Coughlin, Head Coach

Sept. 3	at Cleveland	W 27-7	72,418
Sept. 10	at Baltimore	L 36-39	68,843
Sept. 17	CINCINNATI	W 13-0	45,653
Sept. 25	at Indianapolis	L 14-43	56,816

ADMIN

COACHES

STAFF

PLAYERS

HISTORY

RECORDS

MISC.



ADMIN

COACHES

STAFF

PLAYERS

HISTORY

RECORDS

MISC.

Oct. 1	PITTSBURGH	L 13-24	64,351
Oct. 8	BALTIMORE	L 10-15	65,194
Oct. 16	at Tennessee	L 13-27	68,498
Oct. 22	WASHINGTON	L 16-35	69,061
Oct. 29	at Dallas	W 23-17 (OT)	63,554
Nov. 12	SEATTLE	L 21-28	68,063
Nov. 19	at Pittsburgh	W 34-24	50,925
Nov. 26	TENNESSEE	W 16-13	65,454
Dec. 3	CLEVELAND	W 48-0	51,262
Dec. 10	ARIZONA	W 44-10	53,472
Dec. 17	at Cincinnati	L 14-17	50,469
Dec. 23	at N.Y. Giants	L 25-28	77,924

2001 (6-10)**5th in AFC Central****Tom Coughlin, Head Coach**

Sept. 9	PITTSBURGH	W 21-3	63,785
Sept. 23	TENNESSEE	W 13-6	65,994
Sept. 30	CLEVELAND	L 14-23	57,875
Oct. 7	at Seattle	L 15-24	54,524
Oct. 18	BUFFALO	L 10-13	58,893
Oct. 28	at Baltimore	L 17-18	69,439
Nov. 4	at Tennessee	L 24-28	68,798
Nov. 11	CINCINNATI	W 30-13	57,161
Nov. 18	at Pittsburgh	L 7-20	62,644
Nov. 25	BALTIMORE	L 21-24	53,530
Dec. 3	GREEN BAY	L 21-28	66,908
Dec. 9	at Cincinnati	W 14-10	44,920
Dec. 16	at Cleveland	W 15-10	72,818
Dec. 23	at Minnesota	W 33-3	64,150
Dec. 30	KANSAS CITY	L 26-30	59,396
Jan. 6	at Chicago	L 13-33	66,944

2002 (6-10)**3rd in AFC South****Tom Coughlin, Head Coach**

Sept. 8	INDIANAPOLIS	L 25-28	56,595
Sept. 15	at Kansas City	W 23-16	77,934
Sept. 29	N.Y. JETS	W 28-3	55,670
Oct. 6	PHILADELPHIA	W 28-25	65,005
Oct. 13	at Tennessee	L 14-23	68,804
Oct. 20	at Baltimore	L 10-17	69,173
Oct. 27	HOUSTON	L 19-21	53,721
Nov. 3	at N.Y. Giants	L 17-24	78,337
Nov. 10	WASHINGTON	W 26-7	66,665
Nov. 17	at Houston	W 24-21	69,711
Nov. 24	at Dallas	L 19-21	62,204
Dec. 1	PITTSBURGH	L 23-25	55,260
Dec. 8	CLEVELAND	L 20-21	46,267
Dec. 15	at Cincinnati	W 29-15	42,092
Dec. 22	TENNESSEE	L 10-28	51,033
Dec. 29	at Indianapolis	L 13-20	56,755

2003 (5-11)**3rd in AFC South****Jack Del Rio, Head Coach**

Sept. 7	at Carolina	L 23-24	72,134
Sept. 14	BUFFALO	L 17-38	58,613
Sept. 21	at Indianapolis	L 13-23	55,770
Sept. 28	at Houston	L 20-24	70,041
Oct. 5	SAN DIEGO	W 27-21	48,954
Oct. 12	MIAMI	L 10-24	66,437
Oct. 26	TENNESSEE	L 17-30	55,918
Nov. 2	at Baltimore	L 17-24	69,486
Nov. 9	INDIANAPOLIS	W 28-23	45,037
Nov. 16	at Tennessee	L 3-10	68,809
Nov. 23	at New York Jets	L 10-13	77,614

Nov. 30	TAMPA BAY	W 17-10	60,543
Dec. 7	HOUSTON	W 27-0	43,363
Dec. 14	at New England	L 13-27	68,436
Dec. 21	NEW ORLEANS	W 20-19	49,207
Dec. 28	at Atlanta	L 14-21	70,266

2004 (9-7)**2nd in AFC South****Jack Del Rio, Head Coach**

Sept. 12	at Buffalo	W 13-10	72,389
Sept. 19	DENVER	W 7-6	69,127
Sept. 26	at Tennessee	W 15-12	68,932
Oct. 3	INDIANAPOLIS	L 17-24	73,114
Oct. 10	at San Diego	L 21-34	52,101
Oct. 17	KANSAS CITY	W 22-16	66,413
Oct. 24	at Indianapolis	W 27-24	56,615
Oct. 31	at Houston	L 6-20	70,502
Nov. 14	DETROIT	W 23-17 (OT)	66,431
Nov. 21	TENNESSEE	L 15-18	69,703
Nov. 28	at Minnesota	L 16-27	64,004
Dec. 5	PITTSBURGH	L 16-17	76,877
Dec. 12	CHICAGO	W 22-3	67,572
Dec. 19	at Green Bay	W 28-25	76,836
Dec. 26	HOUSTON	L 0-21	66,227
Jan. 2	at Oakland	W 13-6	41,112

2005 (12-4, 0-1)**2nd in AFC South****Jack Del Rio, Head Coach**

Sept. 11	SEATTLE	W 26-14	65,204
Sept. 18	at Indianapolis	L 3-10	56,460
Sept. 25	at N.Y. Jets	W 26-20 (OT)	77,422
Oct. 2	DENVER	L 7-20	66,045
Oct. 9	CINCINNATI	W 23-20	66,137
Oct. 16	at Pittsburgh	W 23-17 (OT)	63,891
Oct. 30	at St. Louis	L 21-24	65,251
Nov. 6	HOUSTON	W 21-14	64,613
Nov. 13	BALTIMORE	W 30-3	66,107
Nov. 20	at Tennessee	W 31-28	69,149
Nov. 27	at Arizona	W 24-17	39,198
Dec. 4	at Cleveland	W 20-14	70,941
Dec. 11	INDIANAPOLIS	L 18-26	67,164
Dec. 18	SAN FRANCISCO	W 10-9	64,764
Dec. 24	at Houston	W 38-20	70,025
Jan. 1	TENNESSEE	W 40-13	65,485

Wild-Card Playoff

Jan. 7	at New England	L 3-28	68,756
--------	----------------	--------	--------

2006 (8-8)**3rd in AFC South****Jack Del Rio, Head Coach**

Sept. 10	DALLAS	W 24-17	67,164
Sept. 18	PITTSBURGH	W 9-0	67,164
Sept. 24	at Indianapolis	L 14-21	57,041
Oct. 1	at Washington	L 30-36 (OT)	89,450
Oct. 8	N.Y. JETS	W 41-0	66,604
Oct. 22	at Houston	L 7-27	70,035
Oct. 29	at Philadelphia	W 13-6	69,249
Nov. 5	TENNESSEE	W 37-7	66,524
Nov. 12	HOUSTON	L 10-13	65,918
Nov. 20	N.Y. GIANTS	W 26-10	67,164
Nov. 26	at Buffalo	L 24-27	63,608
Dec. 3	at Miami	W 24-10	73,160
Dec. 10	INDIANAPOLIS	W 44-17	67,164
Dec. 17	at Tennessee	L 17-24	69,143
Dec. 24	NEW ENGLAND	L 21-24	67,164
Dec. 31	at Kansas City	L 30-35	77,500



2007 (11-5, 1-1)

2nd in AFC South

Jack Del Rio, Head Coach

Sept. 9	TENNESSEE	L 10-13	65,437
Sept. 16	ATLANTA	W 13-7	61,821
Sept. 23	at Denver	W 23-14	76,463
Oct. 7	at Kansas City	W 17-7	76,917
Oct. 14	HOUSTON	W 37-17	63,715
Oct. 22	INDIANAPOLIS	L 7-29	67,164
Oct. 28	at Tampa Bay	W 24-23	65,133
Nov. 4	at New Orleans	L 24-41	70,009
Nov. 11	at Tennessee	W 28-13	69,143
Nov. 18	SAN DIEGO	W 24-17	66,732
Nov. 25	BUFFALO	W 36-14	64,546
Dec. 2	at Indianapolis	L 25-28	57,302
Dec. 9	CAROLINA	W 37-6	66,090
Dec. 16	at Pittsburgh	W 29-22	58,793
Dec. 23	OAKLAND	W 49-11	66,905
Dec. 30	at Houston	L 28-42	70,660
Wild-Card Playoff			
Jan. 5	at Pittsburgh	W 31-29	63,629
Divisional Playoff			
Jan. 12	at New England	L 20-31	68,756

2008 (5-11)

4th in AFC South

Jack Del Rio, Head Coach

Sept. 7	at Tennessee	L 10-17	69,143
Sept. 14	BUFFALO	L 16-20	65,167
Sept. 21	at Indianapolis	W 23-21	65,938
Sept. 28	HOUSTON	W 30-27 (OT)	64,061
Oct. 5	PITTSBURGH	L 21-26	65,908
Oct. 12	at Denver	W 24-17	75,674
Oct. 26	CLEVELAND	L 17-23	64,775
Nov. 2	at Cincinnati	L 19-21	64,238
Nov. 9	at Detroit	W 38-14	52,631
Nov. 16	TENNESSEE	L 14-24	65,258
Nov. 23	MINNESOTA	L 12-30	65,064
Dec. 1	at Houston	L 17-30	70,809
Dec. 7	at Chicago	L 10-23	61,736
Dec. 14	GREEN BAY	W 20-16	65,457
Dec. 18	INDIANAPOLIS	L 24-31	65,648
Dec. 28	at Baltimore	L 7-27	71,366

TEAM-BY-TEAM SERIES HISTORY

JAGUARS 2, ARIZONA 0

- 2000 — at Jacksonville 44, Arizona 10
2005 — Jacksonville 24, at Arizona 17

JAGUARS 3, ATLANTA 1

- 1996 — at Jacksonville 19, Atlanta 17
1999 — Jacksonville 30, at Atlanta 7
2003 — at Atlanta 21, Jacksonville 14
2007 — at Jacksonville 13, Atlanta 7

JAGUARS 9, BALTIMORE 7

- 1996 — at Jacksonville 30, Baltimore 27
Jacksonville 28, at Baltimore 25 (OT)
1997 — Jacksonville 28, at Baltimore 27
at Jacksonville 29, Baltimore 27
1998 — at Jacksonville 24, Baltimore 10
Jacksonville 45, at Baltimore 19
1999 — at Jacksonville 6, Baltimore 3
Jacksonville 30, at Baltimore 23
2000 — at Baltimore 39, Jacksonville 36
Baltimore 15, at Jacksonville 10
2001 — at Baltimore 18, Jacksonville 17
Baltimore 24, at Jacksonville 21
2002 — at Baltimore 17, Jacksonville 10
2003 — at Baltimore 24, Jacksonville 17
2005 — at Jacksonville 30, Baltimore 3
2008 — at Baltimore 27, Jacksonville 7

BUFFALO 5, JAGUARS 3

- 1996 — Jacksonville 30, at Buffalo 27 (WC)
1997 — Jacksonville 20, at Buffalo 14
1998 — at Buffalo 17, Jacksonville 16
2001 — Buffalo 13, at Jacksonville 10
2003 — Buffalo 38, at Jacksonville 17
2004 — Jacksonville 13, at Buffalo 10
2006 — at Buffalo 27, Jacksonville 24
2007 — at Jacksonville 36, Buffalo 14
2008 — Buffalo 20, at Jacksonville 16

JAGUARS 3, CAROLINA 1

- 1996 — at Jacksonville 24, Carolina 14
1999 — Jacksonville 22, at Carolina 20
2003 — at Carolina 24, Jacksonville 23
2007 — at Jacksonville 37, Carolina 6

CHICAGO 3, JAGUARS 2

- 1995 — Chicago 30, at Jacksonville 27
1998 — Jacksonville 24, at Chicago 23
2001 — at Chicago 33, Jacksonville 13
2004 — at Jacksonville 22, Chicago 3
2008 — at Chicago 23, Jacksonville 10

JAGUARS 11, CINCINNATI 6

- 1995 — at Cincinnati 24, Jacksonville 17
Cincinnati 17, at Jacksonville 13
1996 — at Cincinnati 28, Jacksonville 21
at Jacksonville 30, Cincinnati 27
1997 — at Jacksonville 21, Cincinnati 13
at Cincinnati 31, Jacksonville 26
1998 — at Jacksonville 24, Cincinnati 11
Jacksonville 34, at Cincinnati 17
1999 — Jacksonville 41, at Cincinnati 10
at Jacksonville 24, Cincinnati 7
2000 — at Jacksonville 13, Cincinnati 0
at Cincinnati 17, Jacksonville 14
2001 — at Jacksonville 30, Cincinnati 13
Jacksonville 14, at Cincinnati 10
2002 — Jacksonville 29, at Cincinnati 15
2005 — at Jacksonville 23, Cincinnati 20
2008 — at Cincinnati 21, Jacksonville 19

JAGUARS 8, CLEVELAND 3

- 1995 — Jacksonville 23, at Cleveland 15
at Jacksonville 24, Cleveland 21
1999 — at Jacksonville 24, Cleveland 7
Jacksonville 24, at Cleveland 14
2000 — Jacksonville 27, at Cleveland 7
at Jacksonville 48, Cleveland 0
2001 — Cleveland 23, at Jacksonville 14
Jacksonville 15, at Cleveland 10
2002 — Cleveland 21, at Jacksonville 20
2005 — Jacksonville 20, at Cleveland 14
2008 — Cleveland 23, at Jacksonville 17

JAGUARS 2, DALLAS 2

- 1997 — at Dallas 26, Jacksonville 22
2000 — Jacksonville 23, at Dallas 17 (OT)
2002 — at Dallas 21, Jacksonville 19

ADMIN

COACHES

STAFF

PLAYERS

HISTORY

RECORDS

MISC.



ADMIN

COACHES

STAFF

PLAYERS

HISTORY

RECORDS

MISC.

2006 — at Jacksonville 24, Dallas 17

JAGUARS 4, DENVER 3

1995 — at Denver 31, Jacksonville 23
1996 — Jacksonville 30, at Denver 27 (DIV)
1997 — at Denver 42, Jacksonville 17 (WC)
 1998 — at Denver 37, Jacksonville 24
 1999 — at Jacksonville 27, Denver 24
 2004 — at Jacksonville 7, Denver 6
 2005 — Denver 20, at Jacksonville 7
 2007 — Jacksonville 23, at Denver 14
 2008 — Jacksonville 24, at Denver 17

JAGUARS 3, DETROIT 1

1995 — at Detroit 44, Jacksonville 0
 1998 — at Jacksonville 37, Detroit 22
 2004 — at Jacksonville 23, Detroit 17 (OT)
 2008 — Jacksonville 38, at Detroit 14

JAGUARS 2, GREEN BAY 2

1995 — Green Bay 24, at Jacksonville 14
 2001 — Green Bay 28, at Jacksonville 21
 2004 — Jacksonville 28, at Green Bay 25
 2008 — at Jacksonville 20, at Green Bay 16

HOUSTON 8, JAGUARS 6

2002 — Houston 21, at Jacksonville 19
 Jacksonville 24, at Houston 21
 2003 — at Houston 24, Jacksonville 20
 at Jacksonville 27, Houston 0
 at Houston 20, Jacksonville 6
 Houston 21, at Jacksonville 0
 2005 — at Jacksonville 21, Houston 14
 Jacksonville 38, at Houston 20
 2006 — at Houston 27, Jacksonville 7
 Houston 13, at Jacksonville 10
 2007 — at Jacksonville 37, Houston 17
 at Houston 42, Jacksonville 28
 2008 — at Jacksonville 30, Houston 27 (OT)
 at Houston 30, Jacksonville 17

INDIANAPOLIS 12, JAGUARS 4

1995 — Indianapolis 41, at Jacksonville 31
 2000 — at Indianapolis 43, Jacksonville 14
 2002 — Indianapolis 28, at Jacksonville 25
 at Indianapolis 20, Jacksonville 13
 at Indianapolis 23, Jacksonville 13
 at Jacksonville 28, Indianapolis 23
 2004 — Indianapolis 27, at Jacksonville 17
 Jacksonville 24, at Indianapolis 24
 2005 — at Indianapolis 10, Jacksonville 3
 Indianapolis 26, at Jacksonville 18
 2006 — at Indianapolis 21, Jacksonville 14
 at Jacksonville 44, Indianapolis 17
 Indianapolis 29, at Jacksonville 7
 at Indianapolis 28, Jacksonville 25
 2008 — Jacksonville 23, at Indianapolis 21
 Indianapolis 31, at Jacksonville 24

JAGUARS 5, KANSAS CITY 2

1997 — at Jacksonville 24, Kansas City 10
 1998 — at Jacksonville 21, Kansas City 16
 2001 — Kansas City 30, at Jacksonville 26
 2002 — Jacksonville 23, at Kansas City 16
 2004 — at Jacksonville 22, Kansas City 16
 2006 — at Kansas City 35, Jacksonville 30
 2007 — Jacksonville 17, at Kansas City 7

JAGUARS 2, MIAMI 1

1998 — at Jacksonville 28, Miami 21
1999 — at Jacksonville 62, Miami 7 (DIV)
 2003 — Miami 24, at Jacksonville 10

2006 — Jacksonville 24, at Miami 10

MINNESOTA 3, JAGUARS 1

1998 — at Minnesota 50, Jacksonville 10
 2001 — Jacksonville 33, at Minnesota 3
 2004 — at Minnesota 27, Jacksonville 16
 2008 — Minnesota 30, at Jacksonville 12

NEW ENGLAND 4, JAGUARS 0

1996 — at New England 28, Jacksonville 25 (OT)
 1997 — New England 26, at Jacksonville 20
1996 — at New England 20, Jacksonville 6 (AFC)
1998 — at Jacksonville 25, New England 10 (WC)
 2003 — at New England 27, Jacksonville 13
2005 — at New England 28, Jacksonville 3 (WC)
 2006 — New England 24, at Jacksonville 21
2007 — at New England 31, Jacksonville 20 (DIV)

JAGUARS 2, NEW ORLEANS 2

1996 — at New Orleans 17, Jacksonville 13
 1999 — at Jacksonville 41, New Orleans 23
 2003 — at Jacksonville 20, New Orleans 19
 2007 — at New Orleans 41, Jacksonville 24

JAGUARS 2, NEW YORK GIANTS 2

1997 — at Jacksonville 40, N.Y. Giants 13
 2000 — at N.Y. Giants 28, Jacksonville 25
 2002 — at N.Y. Giants 24, Jacksonville 17
 2006 — at Jacksonville 26, N.Y. Giants 10

JAGUARS 5, NEW YORK JETS 2

1995 — at N.Y. Jets 27, Jacksonville 10
 1996 — at Jacksonville 21, N.Y. Jets 17
1996 — at N.Y. Jets 34, Jacksonville 24 (DIV)
 1999 — Jacksonville 16, at N.Y. Jets 6
 2002 — at Jacksonville 28, N.Y. Jets 3
 2003 — at N.Y. Jets 13, Jacksonville 10
 2005 — Jacksonville 26, at N.Y. Jets 20 (OT)
 2006 — at Jacksonville 41, N.Y. Jets 0

JAGUARS 3, OAKLAND 1

1996 — at Oakland 17, Jacksonville 3
 1997 — Jacksonville 20, at Oakland 9
 2004 — Jacksonville 13, at Oakland 6
 2007 — at Jacksonville 49, Oakland 11

JAGUARS 3, PHILADELPHIA 0

1997 — at Jacksonville 38, Philadelphia 21
 2002 — at Jacksonville 28, Philadelphia 3
 2006 — Jacksonville 13, at Philadelphia 6

JAGUARS 11, PITTSBURGH 9

1995 — at Jacksonville 20, Pittsburgh 16
 at Pittsburgh 24, Jacksonville 7
 1996 — at Jacksonville 24, Pittsburgh 9
 at Pittsburgh 28, Jacksonville 3
 1997 — at Jacksonville 30, Pittsburgh 31
 at Pittsburgh 23, Jacksonville 17 (OT)
 1998 — at Pittsburgh 30, Jacksonville 15
 at Jacksonville 21, Pittsburgh 3
 Jacksonville 17, at Pittsburgh 3
 at Jacksonville 20, Pittsburgh 6
 2000 — Pittsburgh 24, at Jacksonville 13
 Jacksonville 34, at Pittsburgh 24
 2001 — at Jacksonville 21, Pittsburgh 3
 at Pittsburgh 20, Jacksonville 7
 2002 — Pittsburgh 25, at Jacksonville 23
 2004 — Pittsburgh 17, at Jacksonville 16
 2005 — Jacksonville 23, at Pittsburgh 10
 2006 — at Jacksonville 9, Pittsburgh 0
 2007 — Jacksonville 29, at Pittsburgh 22
2007 — Jacksonville 31, at Pittsburgh 29 (WC)



2008 — Pittsburgh 26, at Jacksonville 21

ST. LOUIS 2, JAGUARS 0

1996 — at St. Louis 17, Jacksonville 14
2005 — at St. Louis 24, Jacksonville 21

JAGUARS 2, SAN DIEGO 1

2003 — at Jacksonville 27, San Diego 21
2004 — at San Diego 34, Jacksonville 21
2007 — at Jacksonville 24, San Diego 17

JAGUARS 2, SAN FRANCISCO 0

1999 — at Jacksonville 41, San Francisco 3
2005 — at Jacksonville 10, San Francisco 9

SEATTLE 3, JAGUARS 2

1995 — Seattle 47, at Jacksonville 30
1996 — at Jacksonville 20, Seattle 13
2000 — Seattle 28, at Jacksonville 21
2001 — at Seattle 24, Jacksonville 15
2005 — at Jacksonville 26, Seattle 14

JAGUARS 3, TAMPA BAY 1

1995 — at Tampa Bay 17, Jacksonville 16
1998 — at Jacksonville 29, Tampa Bay 24
2003 — at Jacksonville 17, Tampa Bay 10
2007 — Jacksonville 24, at Tampa Bay 23

TENNESSEE 16, JAGUARS 12

1995 — Houston 10, at Jacksonville 3
Jacksonville 17, at Houston 16
1996 — Houston 34, at Jacksonville 27
Jacksonville 23, at Houston 17

1997 — Jacksonville 30, at Tennessee 24
at Jacksonville 17, Tennessee 9

1998 — Jacksonville 27, at Tennessee 22
Tennessee 16, at Jacksonville 13

1999 — Tennessee 20, at Jacksonville 19
at Tennessee 41, Jacksonville 14

1999 — Tennessee 33, at Jacksonville 14 (AFC)

2000 — at Tennessee 27, Jacksonville 13
at Jacksonville 16, Tennessee 13

2001 — at Jacksonville 13, Tennessee 6
at Tennessee 28, Jacksonville 24

2002 — at Tennessee 23, Jacksonville 14
Tennessee 28, at Jacksonville 10

2003 — Tennessee 30, at Jacksonville 17
at Tennessee 10, Jacksonville 3

2004 — Jacksonville 15, at Tennessee 12
Tennessee 18, at Jacksonville 15

2005 — Jacksonville 31, at Tennessee 28
at Jacksonville 40, Tennessee 13

2006 — at Jacksonville 37, Tennessee 7
at Tennessee 24, Jacksonville 17

2007 — Tennessee 13, at Jacksonville 10
Jacksonville 28, at Tennessee 13

2008 — at Tennessee 17, Jacksonville 10
Tennessee 24, at Jacksonville 14

WASHINGTON 3, JAGUARS 1

1997 — at Washington 24, Jacksonville 12

2000 — Washington 35, at Jacksonville 16

2002 — at Jacksonville 26, Washington 7

2006 — at Washington 36, Jacksonville 30 (OT)

ALL-TIME WON-LOST RECORDS

OPPONENT	W	L	T	PCT	PTS	OPP	LAST	HOME	ROAD
Arizona	2	0	0	1.000	68	27	2005	1-0	1-0
Atlanta	3	1	0	.750	76	52	2007	2-0	1-1
Baltimore	9	7	0	.563	368	328	2008	5-2	4-5
Buffalo	3	5	0	.375	152	153	2008	1-3	2-2
Carolina	3	1	0	.750	106	64	2007	2-0	1-1
Chicago	2	3	0	.400	96	112	2008	1-1	1-2
Cincinnati	11	6	0	.647	393	281	2008	7-1	4-5
Cleveland	8	3	0	.727	256	155	2008	3-3	5-0
Dallas	2	2	0	.500	88	81	2006	1-0	1-2
Denver	4	3	0	.571	135	149	2008	2-1	2-2
Detroit	3	1	0	.750	98	97	2008	2-0	1-1
Green Bay	2	2	0	.500	83	93	2008	1-2	1-0
Houston	6	8	0	.429	284	297	2008	4-3	2-5
Indianapolis	4	12	0	.250	326	409	2008	2-6	2-6
Kansas City	5	2	0	.714	163	130	2007	3-1	2-1
Miami	2	1	0	.667	62	55	2006	1-1	1-0
Minnesota	1	3	0	.250	71	110	2008	0-1	1-2
New England	0	4	0	.000	79	105	2006	0-2	0-2
New Orleans	2	2	0	.500	98	100	2007	2-0	0-2
New York Giants	2	2	0	.500	108	75	2006	2-0	0-2
New York Jets	5	2	0	.714	152	86	2006	3-0	2-2
Oakland	3	1	0	.750	85	43	2007	1-0	2-1
Philadelphia	3	0	0	1.000	79	52	2006	2-0	1-0
Pittsburgh	11	9	0	.550	370	341	2008	7-4	4-5
St. Louis	0	2	0	.000	35	41	2005	—	0-2
San Diego	2	1	0	.667	72	72	2007	2-0	0-1
San Francisco	2	0	0	1.000	51	12	2005	2-0	—
Seattle	2	3	0	.400	112	126	2005	2-2	0-1
Tampa Bay	3	1	0	.750	86	74	2007	2-0	1-1
Tennessee	12	16	0	.429	517	543	2008	5-9	7-7
Washington	1	3	0	.250	84	102	2006	1-1	0-2
Totals	118	106	0	.527	4,753	4,365	---	69-43	49-63

ADMIN

COACHES

STAFF

PLAYERS

HISTORY

RECORDS

MISC.



OVERTIME GAMES

LOCATION	W	L	T	WON TOSS	LOST TOSS
HOME	2	0	0	2	0
ROAD	4	3	0	2	5
TOTALS	6	3	0	4	5

September 22, 1996 — at New England 28, Jacksonville 25

After spotting New England a 22-0 lead, the Jaguars rallied in the second half, scoring three touchdowns on 51-, 41- and 61-yard completions from Mark Brunell and a Mike Hollis field goal, to tie the score at 25-25. The Patriots had the only possession in overtime and won on a 40-yard field goal by Adam Vinatieri.

November 24, 1996 — Jacksonville 28, at Baltimore 25

The Ravens led 25-10 going into the fourth quarter. After a touchdown pass from Mark Brunell to Pete Mitchell, the defense recovered a fumble at the Ravens' 19-yard line. Brunell found Willie Jackson six plays later, and Brunell ran in for the two-point conversion to tie the game at 25-25 with 1:24 remaining. The Jaguars won the toss, but were forced to punt. The Ravens fumbled, and Jacksonville drove down the field, with Mike Hollis winning the game with a 34-yard field goal.

October 26, 1997 — at Pittsburgh 23, Jacksonville 17

The Jaguars took a 10-0 lead into the second half, but Pittsburgh came back to take a 14-10 fourth-quarter lead. After a Brunell TD pass to Pete Mitchell, the Jaguars took a 17-14 lead. The Steelers scored on a 19-yard field goal at the end of the fourth quarter to tie the game 17-17. The Steelers won the toss and scored on a 17-yard shovel pass from Kordell Stewart to Jerome Bettis.

October 29, 2000 — Jacksonville 23, at Dallas 17

The Jaguars ended a five-game losing streak with a 23-17 overtime road victory over the Cowboys, with Alvis Whitted scoring on a 37-yard pass from Mark Brunell on the first series of overtime for his second touchdown of the game. Brunell threw for three TDs and tied a team record for passing accuracy, as he completed 20 of 24 passes. Kyle Brady caught 10 of those passes for 134 yards, as he eclipsed the 100-yard mark for the second straight week.

November 14, 2004 — at Jacksonville 23, Detroit 17

The Jaguars continued their dramatic play with a 23-17 overtime win over the Detroit Lions at Jacksonville Municipal Stadium. David Garrard started his first game since 2002 in place of injured Byron Leftwich and led the team with 198 yards passing and two touchdowns. Jimmy Smith caught the game-winning 36-yard touchdown pass from Garrard in overtime. The Lions erased a 17-3 fourth-quarter lead with two Eddie Drummond touchdown returns.

September 25, 2005 — Jacksonville 26, at New York Jets 20

The Jaguars defeated the New York Jets 26-20 on a game-winning 36-yard touchdown pass from Byron Leftwich to Jimmy Smith at the Meadowlands. Both teams began the overtime with interceptions and after forcing the Jets to punt on their third drive, Leftwich threw 36 yards for the game-winner.

October 16, 2005 — Jacksonville 23, at Pittsburgh 17

The Jaguars defeated the Steelers 23-17 in Pittsburgh on a dramatic 41-yard interception return for a touchdown by Rasheen Mathis in overtime. The Steelers won the toss and Quincy Morgan returned the kickoff 74 yards. On third down Maddox fumbled the snap and Reggie Hayward recovered the ball. The Jaguars stalled on offense and Chris Hanson recorded his team record-tying ninth punt of the game. Two plays later Mathis ended the game with his interception.

October 1, 2006 — at Washington 36, Jacksonville 30

Jacksonville erased a 10-point deficit in the fourth quarter to force overtime, but Washington scored on the opening possession of the extra period on a 68-yard touchdown reception by Santana Moss from Mark Brunell to claim a 36-30 win at FedExField.

September 28, 2008 — at Jacksonville 30, Houston 27

The Jaguars and Texans both scored 10 points in the fourth quarter to force overtime, but the Jaguars won the toss and David Garrard drove the Jaguars 51 yards in six plays and Josh Scobee connected on a 37-yard field goal for the game winner.

JAGUARS IN PRIME TIME

SUNDAY NIGHT (5-6)

9/24/95 vs. Green Bay (TNT)	L	14-24
12/15/96 vs. Seattle (ESPN)	W	20-13
12/20/98 at Minnesota (ESPN)	L	10-50
11/21/99 vs. New Orleans (ESPN)	W	41-23
10/8/00 vs. Baltimore (ESPN)	L	10-15
11/19/00 at Pittsburgh (ESPN)	W	34-24
11/3/02 at New York Giants (ESPN)	L	17-24
11/30/03 vs. Tampa Bay (ESPN)	W	17-10
12/5/04 vs. Pittsburgh (ESPN)	L	16-17
10/9/05 vs. Cincinnati (ESPN)	W	23-20
10/5/08 vs. Pittsburgh (NBC)	L	21-26

MONDAY NIGHT (7-5)

9/22/97 vs. Pittsburgh (ABC)	W	30-21
10/12/98 vs. Miami (ABC)	W	28-21
12/28/98 vs. Pittsburgh (ABC)	W	21-3
10/11/99 at New York Jets (ABC)	W	16-6
12/13/99 vs. Denver (ABC)	W	27-24
9/25/00 at Indianapolis (ABC)	L	14-43
10/16/00 at Tennessee (ABC)	L	13-27
12/3/01 vs. Green Bay (ABC)	L	21-28
9/18/06 vs. Pittsburgh (ESPN)	W	9-0
11/20/06 vs. New York Giants (ESPN)	W	26-10
10/22/07 vs. Indianapolis (ESPN)	L	7-29
12/1/08 at Houston (ESPN)	L	17-30

THURSDAY NIGHT (1-2)

12/2/99 vs. Pittsburgh (ESPN)	W	20-6
10/18/01 vs. Buffalo (ESPN)	L	10-13
12/18/08 vs. Indianapolis (NFL Network)	L	24-31

ADMIN

COACHES

STAFF

PLAYERS

HISTORY

RECORDS

MISC.



ADMIN

COACHES

STAFF

PLAYERS

HISTORY

RECORDS

MISC.

LOCATION	W	L	T	NETWORK	W	L	T	NETWORK	W	L	T
HOME	11	8	0	TNT	0	1	0	NBC	0	1	0
ROAD	2	5	0	ESPN	8	7	0	NFL NETWORK	0	1	0
TOTALS	13	13	0	ABC	5	3	0				

VS. AFC CENTRAL

VS. AFC SOUTH

YEAR	BAL	CIN	CLE	HOU	TEN	PIT	TOTAL	YEAR	HOU	IND	TEN	TOTAL
1995	—	0-2	2-0	1-1	—	1-1	4-4	2002	1-1	0-2	0-2	1-5
1996	2-0	1-1	—	1-1	—	1-1	5-3	2003	1-1	1-1	0-2	2-4
1997	2-0	1-1	—	—	2-0	1-1	6-2	2004	0-2	1-1	1-1	2-4
1998	2-0	2-0	—	—	1-1	1-1	6-2	2005	2-0	0-2	2-0	4-2
1999	2-0	2-0	2-0	—	0-2	2-0	8-2	2006	0-2	1-1	1-1	2-4
2000	0-2	1-1	2-0	—	1-1	1-1	5-5	2007	1-1	0-2	1-1	2-4
2001	0-2	2-0	1-1	—	1-1	1-1	5-5	2008	1-1	1-1	0-2	2-4
TOTALS	8-4	9-5	7-1	2-2	5-5	8-6	39-23	TOTALS	6-8	4-10	5-9	15-27

HOME/AWAY RECORDS

YEAR	HOME			AWAY			YEAR	HOME			AWAY		
	W	L	T	W	L	T		W	L	T	W	L	T
1995	2	6	0	2	6	0	2003	5	3	0	0	8	0
1996	7	1	0	2	6	0	2004	4	4	0	5	3	0
1997	7	1	0	4	4	0	2005	6	2	0	6	2	0
1998	7	1	0	4	4	0	2006	6	2	0	2	6	0
1999	7	1	0	7	1	0	2007	6	2	0	5	3	0
2000	4	4	0	3	5	0	2008	2	6	0	3	5	0
2001	3	5	0	3	5	0	TOTALS	69	43	0	49	63	0
2002	3	5	0	3	5	0							

YEAR-BY-YEAR STATISTICS

YEAR	TOTAL PLAYS	FIRST DOWNS	— OFFENSE —			TOTAL YARDS	TOTAL POINTS	NFL RANK T-R-P
			RUSH YARDS	PASSING YARDS	TOTAL YARDS			
1995	962	283	1,705	2,790	4,495	275	28-17-27	
1996	1,038	325	1,650	4,110	5,760	325	2-17-1	
1997	998	308	1,720	3,704	5,424	394	7-18-4	
1998	989	287	2,102	3,112	5,214	392	10-5-20	
1999	1,085	331	2,091	3,495	5,586	396	7-1-12	
2000	1,080	318	2,032	3,658	5,690	367	7-10-9	
2001	969	289	1,600	3,240	4,840	294	20-26-18	
2002	959	275	2,089	2,762	4,851	328	25-10-28	
2003	1,024	305	2,073	3,285	5,358	276	12-8-15	
2004	991	279	1,850	3,159	5,009	261	21-16-19	
2005	1,021	301	1,959	3,190	5,149	361	15T-10-19	
2006	989	293	2,541	2,882	5,423	371	10-3-24	
2007	1,022	328	2,391	3,328	5,719	411	7-2-17	
2008	1,005	312	1,774	3,332	5,106	302	20-18-15	

YEAR	TOTAL PLAYS	FIRST DOWNS	— DEFENSE —			TOTAL YARDS	TOTAL POINTS	NFL RANK T-R-P
			RUSH YARDS	PASSING YARDS	TOTAL YARDS			
1995	1,030	320	2,003	3,512	5,515	404	21-24-17	
1996	993	316	1,781	3,314	5,095	335	16-19-16	
1997	1,035	318	1,734	3,504	5,238	318	23-13-24	
1998	1,057	309	2,000	3,559	5,559	338	25-22-23	
1999	951	248	1,444	2,890	4,334	217	4-6-3	
2000	934	252	1,685	3,160	4,845	327	12-11-14	
2001	1,056	300	1,611	3,459	5,070	286	16-10-22	
2002	1,042	324	2,071	3,264	5,335	315	20-25-14	
2003	976	276	1,406	3,251	4,657	331	6-2-18	
2004	972	290	1,777	3,357	5,134	280	11-11-16	
2005	963	273	1,709	2,946	4,655	269	6-14-7	
2006	978	259	1,460	3,078	4,538	274	2-4-10	
2007	970	286	1,605	3,416	5,021	304	12-11-15	
2008	922	289	1,709	3,586	5,295	367	17-13T-24	

(Boldface denotes team record)

**ALL-TIME TRADES***(includes trades involving players only)***— 1995 —**

- April 21 QB Mark Brunell from Green Bay for third- and fifth-round draft choices in 1995
 May 30 TE Ty Hallock from Detroit for CB Corey Raymond
 Aug. 26 TE Craig Keith from Pittsburgh for a seventh-round draft choice in 1996
 Aug. 27 TE Pete Mitchell from Miami for WR Mike Williams

— 1997 —

- Aug. 24 DE Paul Frase to Green Bay for a sixth-round draft choice in 1998
 Aug. 24 OT Jimmy Herndon to Chicago for a seventh-round draft choice in 1998

— 1998 —

- Feb. 13 QB Rob Johnson to Buffalo for first- (No. 9 overall) and fourth-round draft choices in 1998

— 1999 —

- Oct. 19 DE Regan Upshaw from Tampa Bay for a sixth-round draft choice in 2001

— 2000 —

- Aug. 16 G Brenden Stai from Kansas City for a fourth-round draft choice in 2001

— 2002 —

- Apr. 20 MLB Wali Rainer from Cleveland in exchange for moving down three spots in third round of 2002 draft
 June 20 CB Ike Charlton from Seattle for a seventh-round draft choice in 2003

— 2003 —

- Aug. 26 S Anthony Mitchell from Baltimore for a conditional draft choice in 2004

— 2004 —

- Mar. 3 QB Mark Brunell to Washington for a

third-round draft choice in 2004

- Apr. 8 CB Jason Craft to New Orleans for a fifth-round draft choice in 2004
 Apr. 25 WR Kevin Johnson to Baltimore for a fourth-round draft choice in 2004

— 2005 —

- Oct. 6 LB Jamie Winborn from San Francisco for a seventh-round draft choice in 2006

— 2007 —

- Sept. 1 RB Alvin Pearman to Seattle for a sixth-round draft choice in 2007

— 2008 —

- Feb. 29 WR Troy Williamson from Minnesota for a sixth-round draft choice in 2008

1995 EXPANSION DRAFT*(February 15, 1995; alternated choices with Carolina)*

(Draft round, position, player, former team) 1. QB Steve Buerlein, Arizona; 2. CB Corey Raymond, N.Y. Giants; 3. OT Jeff Novak, Miami; 4. DE John Duff, L.A. Raiders; 5. LB Keith Goganious, Buffalo; 6. LB Mark Williams, Green Bay; 7. CB Al Jackson, Philadelphia; 8. C/OG Mark Tucker, Arizona; 9. DT Paul Frase, N.Y. Jets; 10. G Tom Myslinski, Chicago; 11. WR Willie Jackson, Dallas; 12. DB Othello Henderson, New Orleans; 13. LB Santo Stephens, Cincinnati; 14. DB Darren Carrington, San Diego; 15. DB Michael Davis, Houston; 16. DB Dave Thomas, Dallas; 17. RB Mazio Royster, Tampa Bay; 18. FB Le'Shai Maston, Houston; 19. WR Charles Davenport, Pittsburgh; 20. S Monty Grow, Kansas City; 21. RB Marcus Wilson, Green Bay; 22. LB Brant Boyer, Miami; 23. S Harry Colon, Detroit; 24. TE Derek Brown, N.Y. Giants; 25. LB James Williams, New Orleans; 26. G Eugene Chung, New England; 27. RB Reggie Cobb, Green Bay; 28. WR Desmond Howard, Washington; 29. WR Kelvin Martin, Seattle; 30. WR Cedric Tillman, Denver; 31. DB Rogerick Green, Tampa Bay

JAGUARS ALL-TIME DRAFT CHOICES**1995***(drafted alternately 2-1)*

RD	PLAYER	POS	COLLEGE	PICK
1a	Tony Boselli	OT	Southern Cal.	2
1b	James Stewart	RB	Tennessee	19
2a	Brian DeMarco	OT	Michigan St.	40
2b	Bryan Schwartz	MLB	Augustana (S.D.)	64
3	Chris Hudson	S	Colorado	71
4a	Rob Johnson	QB	Southern Cal.	99
4b	Mike Thompson	DT	Wisconsin	123
5	Ryan Christopherson	FB	Wyoming	169
6	Marcus Price	OT	Louisiana St.	172
7	Curtis Marsh	WR	Utah	219

1996*(drafted alternately 2-3)*

RD	PLAYER	POS	COLLEGE	PICK
1	Kevin Hardy	LB	Illinois	2
2a	Tony Brackens	DE	Texas	33
2b	Michael Cheever	C	Georgia Tech	60
3	Aaron Beasley	CB	West Virginia	63
4	Reggie Barlow	WR	Alabama St.	110
5	Jimmy Herndon	OT	Houston	146
6a	John Fisher	SS	Missouri Western	170
6b	Chris Doering	WR	Florida	185
7a	Clarence Jones	WR	Tennessee St.	227
7b	Gregory Spann	WR	Jackson St.	228

ADMIN

COACHES

STAFF

PLAYERS

HISTORY

RECORDS

MISC.

**1997***(drafted alternately 21-20-19-18-17)*

RD	PLAYER	POS	COLLEGE	PICK
1	Renaldo Wynn	DT	Notre Dame	21
2	Mike Logan	S	West Virginia	50
3	James Hamilton	LB	North Carolina	79
4	Seth Payne	DT	Cornell	114
5	Damon Jones	TE	Southern Illinois	147
6	Daimon Shelton	FB	Sacramento St.	184
7	Jon Hesse	LB	Nebraska	221

1998*(drafted alternately 25-26)*

RD	PLAYER	POS	COLLEGE	PICK
1a	Fred Taylor	RB	Florida	9
1b	Donovin Darius	S	Syracuse	25
2	Cordell Taylor	CB	Hampton	57
3	Jonathan Quinn	QB	Mid. Tennessee	86
4a	Tavian Banks	RB	Iowa	101
4b	Harry Deligianis	DT	Youngstown St.	118
5	John Wade	C	Marshall	148
6a	Lamanzer Williams	DE	Minnesota	179
6b	Kevin McLeod	FB	Auburn	182
7a	Alvis Whitted	WR	N. Carolina St.	192
7b	Brandon Tolbert	OLB	Georgia	214

1999*(drafted alternately 26-25)*

RD	PLAYER	POS	COLLEGE	PICK
1	Fernando Bryant	CB	Alabama	26
2	Larry Smith	DT	Florida State	56
3	Anthony Cesario	G	Colorado St.	88
4	Kevin Landolt	DT	West Virginia	121
5	Jason Craft	CB	Colorado St.	160
6	Emarlos Leroy	DT	Georgia	182
7a	Dee Moronkola	CB	Washington St.	242
7b	Chris White	DE	Southern	246

2000*(drafted 29th)*

RD	PLAYER	POS	COLLEGE	PICK
1	R. Jay Soward	WR	Southern Cal.	29
2	Brad Meester	G/C	Northern Iowa	60
3	T.J. Slaughter	MLB	Southern Miss.	92
4	Joe Chustz	OT	Louisiana Tech	123
5	Kiwaukee Thomas	CB	Ga. Southern	159
6	Emanuel Smith	WR	Arkansas	196
7a	Erik Olson	S	Colorado St.	236
7b	Rob Meier	DE	Washington St.	241
7c	Shyrone Stith	RB	Virginia Tech	243
7d	Danny Clark	LB	Illinois	245
7e	Mark Baniewicz	OT	Syracuse	247

2001*(drafted alternately 13-11-12)*

RD	PLAYER	POS	COLLEGE	PICK
1	Marcus Stroud	DT	Georgia	13
2	Maurice Williams	OT	Michigan	43
3a	Eric Westmoreland	LB	Tennessee	73
3b	James Boyd	S	Penn State	94
5	David Leaverton	P	Tennessee	142
6	Chad Ward	G	Washington	170
7a	Anthony Denman	LB	Notre Dame	213
7b	Marlon McCree	S	Kentucky	233
7c	Richmond Flowers	WR	Tenn.-Chatt.	235
7d	Randy Chevrier	LS/DT	McGill	241

(Quebec, Canada)

2002*(drafted alternately 9-8-11-10)*

RD	PLAYER	POS	COLLEGE	PICK
1	John Henderson	DT	Tennessee	9
2	Mike Pearson	OT	Florida	40
3	Akin Ayodele	LB	Purdue	89
4a	David Garrard	QB	East Carolina	108
4b	Chris Luzar	TE	Virginia	118
6	Clenton Ballard	DT	SW Texas St.	180
7a	Kendall Newson	WR	Middle Tenn. St.	222
7b	Steve Smith	CB	Oregon	247
7c	Hayden Epstein	PK	Michigan	248

2003*(drafted alternately 8-7)*

RD	PLAYER	POS	COLLEGE	PICK
1	Byron Leftwich	QB	Marshall	7
2	Rashean Mathis	DB	Beth.-Cookman	39
3	Vince Manuwai	G	Hawaii	72
4a	George Whigster	TE	Oregon	104
4b	LaBrandon Toefield	RB	Louisiana St.	132
6a	Brandon Green	DE	Rice	176
6b	David Young	S	Ga. Southern	179
6c	Marques Ogden	OT	Howard	193
7	Malaeolu MacKenzie	FB	Southern Cal.	218

2004*(drafted alternately 9-8-7-6)*

RD	PLAYER	POS	COLLEGE	PICK
1	Reggie Williams	WR	Washington	9
2a	Daryl Smith	LB	Georgia Tech	39
2b	Greg Jones	RB	Florida State	55
3	Jorge Cordova	LB	Nevada	86
4a	Anthony Maddox	DT	Delta State	118
4b	Ernest Wilford	WR	Virginia Tech	120
5a	Josh Scobee	PK	Louisiana Tech	137
5b	Chris Thompson	CB	Nicholls State	150
5c	Sean Bubin	OT	Illinois	159
7	Bobby McCray	DE	Florida	249

2005*(drafted alternately 21-20-23-22)*

RD	PLAYER	POS	COLLEGE	PICK
1	Matt Jones	WR	Arkansas	21
2	Khalif Barnes	OT	Washington	52
3	Scott Starks	CB	Wisconsin	87
4	Alvin Pearman	RB	Virginia	127
5	Gerald Sensabaugh	S	North Carolina	157
6a	Chad Owens	WR	Hawaii	185
6b	Pat Thomas	LB	N. Carolina St.	194
7	Chris Roberson	CB	East. Michigan	237

2006*(drafted 28th)*

RD	PLAYER	POS	COLLEGE	PICK
1	Marcedes Lewis	TE	UCLA	28
2	Maurice Jones-Drew	RB/KR	UCLA	60
3	Clint Ingram	LB	Oklahoma	80
5	Brent Hawkins	LB	Illinois State	160
7a	James Wyche	DE	Syracuse	213
7b	Dee Webb	CB	Florida	236

ADMIN

COACHES

STAFF

PLAYERS

HISTORY

RECORDS

MISC.



2007

(drafted alternately 17-16-15-14-13-20-19)

RD	PLAYER	POS	COLLEGE	PICK
1	Reggie Nelson	FS	Florida	21
2	Justin Durant	LB	Hampton	48
3	Mike Walker	WR	Central Florida	79
4a	Adam Podlesh	P	Maryland	101
4b	Brian Smith	DE	Missouri	113
5a	Uche Nwaneri	G	Purdue	149
5b	Josh Gattis	S	Wake Forest	150
5c	Derek Landri	DT	Notre Dame	166
7a	John Broussard	WR	San Jose St.	229
7b	Chad Nkang	LB	Elon	251
7c	Andrew Carnahan	OT	Arizona State	252

2	Quentin Groves	DE	Auburn	52
5a	Thomas Williams	LB	Southern Cal.	155
5a	Trae Williams	DB	South Florida	159
7	Chauncey Washington	RB	Southern Cal.	213

2009

(drafted 8-7-8-7-8-7)

RD	PLAYER	POS	COLLEGE	PICK
1	Eugene Monroe	OT	Virginia	8
2	Eben Britton	OT	Arizona	39
3a	Terrance Knighton	DT	Temple	72
3b	Derek Cox	CB	William & Mary	73
4	Mike Thomas	WR	Arizona	107
5	Jarett Dillard	WR	Rice	144
6	Zach Miller	TE	Nebraska-Omaha	180
7a	Rashad Jennings	RB	Liberty	250
7b	Tiquan Underwood	WR	Rutgers	253

2008

(drafted 26th)

RD	PLAYER	POS	COLLEGE	PICK
1	Derrick Harvey	DE	Florida	8

1ST ROUND BY POSITION

Defensive linemen	4
Wide receiver	3
Offensive linemen	2
Running Backs	2
Safety	2
Cornerback	1
Linebacker	1
Quarterback	1
Tight end	1

ALL-TIME DRAFT BY POSITION

Defensive linemen	23	Cornerback	12
Offensive linemen	21	Tight end	5
Wide receiver	19	Quarterback	4
Linebacker	18	Placekicker	2
Running back	14	Punter	2
Safety	13	Long snapper	1

UNRESTRICTED FREE AGENT HISTORY

1995

PLAYERS SIGNED (12)

PLAYER	POS	DATE SIGNED (TEAM)
Shawn Bouwens	G	Feb. 28 (Detroit)
Don Davey	DT	Feb. 28 (Green Bay)
Joel Smeenge	DE	Feb. 28 (New Orleans)
Vinnie Clark	CB	Mar. 3 (New Orleans)
Bryan Barker	P	Mar. 7 (Philadelphia)
Kelvin Pritchett	DT	Mar. 11 (Detroit)
Jeff Lageman	DE	Mar. 14 (N.Y. Jets)
Mickey Washington	CB	Mar. 14 (Buffalo)
Dave Widell	C	Mar. 15 (Denver)
Mike Dumas	S	Apr. 24 (Buffalo)
Mike Williams	WR	May 4 (Miami)
Ernest Givins	WR	Jun. 2 (Houston)

1996

PLAYERS SIGNED (5)

PLAYER	POS	DATE SIGNED (TEAM)
Leon Searcy	OT	Feb. 18 (Pittsburgh)
Eddie Robinson	LB	Mar. 1 (Houston)
Keenan McCardell	WR	Mar. 2 (Baltimore)
Todd Philcox	QB	Apr. 11 (Tampa Bay)
John Jurkovic	DT	Apr. 13 (Green Bay)

PLAYERS LOST (5)

PLAYER	POS	DATE SIGNED (TEAM)
Eugene Chung	G	Mar. 20 (San Francisco)
Steve Beuerlein	QB	Apr. 3 (Carolina)
Darren Carrington	S	Apr. 22 (Oakland)
Desmond Howard	WR	Jul. 12 (Green Bay)
Tom Myslinski	G	Apr. 24 (Pittsburgh)

1997

PLAYERS SIGNED (1)

PLAYER	POS	DATE SIGNED (TEAM)
Deon Figures	CB	Mar. 5 (Pittsburgh)

PLAYERS LOST (1)

PLAYER	POS	DATE SIGNED (TEAM)
Ernie Logan	DE	Mar. 20 (N.Y. Jets)

1998

PLAYERS SIGNED (2)

PLAYER	POS	DATE SIGNED (TEAM)
Bryce Paup	LB	Feb. 16 (Buffalo)
Quentin Neujahr*	C	Mar. 3 (Baltimore)

* Restricted free agent

PLAYERS LOST (6)

PLAYER	POS	DATE SIGNED (TEAM)
Ty Hallock	FB	Feb. 16 (Chicago)
Natrone Means	RB	Mar. 6 (San Diego)
Derek Brown	TE	May 13 (Oakland)
Dave Widell	C	May 13 (Atlanta)
Esera Tualo	DT	May 14 (Atlanta)
Randy Jordan	RB	Jun. 2 (Oakland)

ADMIN

COACHES

STAFF

PLAYERS

HISTORY

RECORDS

MISC.



1999

PLAYERS SIGNED (3)

PLAYER	POS	DATE SIGNED (TEAM)
Gary Walker	DT	Feb. 12 (Tennessee)
Carnell Lake	S	Feb. 13 (Pittsburgh)
Kyle Brady*	TE	Feb. 16 (N.Y. Jets)

* Transition player

PLAYERS LOST (9)

PLAYER	POS	DATE SIGNED (TEAM)
Zack Crockett	FB	Mar. 16 (Oakland)
Travis Davis	S	Apr. 19 (Pittsburgh)
Brian DeMarco	G/OT	Apr. 2 (Cincinnati)
Chris Hudson	S	Apr. 22 (Chicago)
John Jurkovic	DT	Mar. 26 (Cleveland)
Pete Mitchell	TE	Mar. 24 (N.Y. Giants)
Kelvin Pritchett	DT	Apr. 27 (Detroit)
Troy Sadowski	TE	Apr. 21 (Washington)
Fernando Smith	DE	Mar. 19 (Baltimore)

2000

PLAYERS SIGNED (2)

PLAYER	POS	DATE SIGNED (TEAM)
Hardy Nickerson	MLB	Feb. 22 (Tampa Bay)
Jamie Martin	QB	Feb. 22 (Cleveland)

PLAYERS LOST (7)

PLAYER	POS	DATE SIGNED (TEAM)
Ben Coleman	OT/G	Jun. 15 (San Diego)
Jay Fiedler	QB	Feb. 22 (Miami)
Joe Patton	OT	Mar. 16 (San Diego)
James Stewart	RB	Feb. 15 (Detroit)
Dave Thomas	CB	Apr. 7 (N.Y. Giants)
Rich Tylski	G	Feb. 29 (Pittsburgh)
Regan Upshaw	DE	Mar. 1 (Oakland)

2001

PLAYERS SIGNED (0)

PLAYER	POS	DATE SIGNED (TEAM)
None		

PLAYERS LOST (4)

PLAYER	POS	DATE SIGNED (TEAM)
Bryan Barker	P	Apr. 12 (Washington)
Todd Fordham	G/OT	Apr. 17 (Denver)
Mike Logan	S	Apr. 2 (Pittsburgh)
Daimon Shelton	FB	May 23 (Chicago)

2002

PLAYERS SIGNED (4)

PLAYER	POS	DATE SIGNED (TEAM)
Patrick Johnson	WR	Mar. 18 (Baltimore)
Bobby Shaw	WR	Apr. 3 (Pittsburgh)
Chris Naeole	G	Apr. 5 (New Orleans)
Detron Smith	FB	Apr. 8 (Denver)

PLAYERS LOST (5)

PLAYER	POS	DATE SIGNED (TEAM)
Renaldo Wynn	DE	Mar. 28 (Washington)
Mike Hollis	PK	Apr. 9 (Buffalo)
Jeff Posey	LB	Apr. 18 (Houston)
Sean Dawkins	WR	Apr. 25 (Minnesota)
Jonathan Quinn	QB	May 1 (Kansas City)

2003

PLAYERS SIGNED (4)

PLAYER	POS	DATE SIGNED (TEAM)
Mike Peterson	LB	Mar. 13 (Indianapolis)
Keith Mitchell	LB	Mar. 14 (Houston)
Hugh Douglas	DE	Mar. 15 (Philadelphia)
Marc Edwards	FB	Mar. 15 (New England)

PLAYERS LOST (7)

PLAYER	POS	DATE SIGNED (TEAM)
Zach Wiegert	OT	Mar. 3 (Houston)
Patrick Johnson	WR	Mar. 11 (Washington)
John Wade	C	Mar. 12 (Tampa Bay)
Bobby Shaw	WR	Mar. 18 (Buffalo)
Todd Fordham	OT/G	Mar. 20 (Pittsburgh)
Wali Rainer	MLB	Apr. 7 (Detroit)
Stacey Mack	RB	Apr. 8 (Houston)

2004

PLAYERS SIGNED (8)

PLAYER	POS	DATE SIGNED (TEAM)
Todd Yoder	TE	Mar. 5 (Tampa Bay)
Tommy Hendricks	LB	Mar. 8 (Miami)
Mike Compton	OT	Mar. 9 (New England)
Lewis Sanders	DB	Mar. 9 (Cleveland)
Deon Grant	S	Mar. 10 (Carolina)
Juran Bolden	CB	Mar. 24 (Atlanta)
Greg Favors	LB	Mar. 24 (Carolina)
Doug Johnson	QB	Apr. 28 (Atlanta)

PLAYERS LOST (4)

PLAYER	POS	DATE SIGNED (TEAM)
Leander Jordan	OT	Mar. 4 (San Diego)
Fernando Bryant	CB	Mar. 5 (Detroit)
Danny Clark	LB	Mar. 12 (Oakland)
Jamar Nesbit	G/C	Mar. 29 (New Orleans)

2005

PLAYERS SIGNED (3)

PLAYER	POS	DATE SIGNED (TEAM)
Reggie Hayward	DE	Mar. 2 (Denver)
Kenny Wright	CB	Mar. 31 (Houston)
Tony Williams	DT	Apr. 6 (Cincinnati)

PLAYERS LOST (1)

PLAYER	POS	DATE SIGNED (TEAM)
Bob Whitfield	OT	May 4 (N.Y. Giants)

2006

PLAYERS SIGNED (5)

PLAYER	POS	DATE SIGNED (TEAM)
Brian Williams	CB	Mar. 11 (Minnesota)
Stockar McDougle	OT	Mar. 16 (Miami)
Nick Greisen	LB	Apr. 28 (N.Y. Giants)
Randy Hymes	WR	May 18 (Baltimore)
Troy Edwards	WR	May 19 (Detroit)

PLAYERS LOST (6)

PLAYER	POS	DATE SIGNED (TEAM)
Akin Ayodele	LB	Mar. 13 (Dallas)
Kenny Wright	CB	Apr. 3 (Washington)
Jamie Winborn	LB	Apr. 3 (Tampa Bay)
Deke Cooper	S	Apr. 5 (Miami)
Mike Pearson	OT	Apr. 29 (Miami)
Ephraim Salaam	OT	May 1 (Houston)

ADMIN

COACHES

STAFF

PLAYERS

HISTORY

RECORDS

MISC.



ADMIN

COACHES

STAFF

PLAYERS

HISTORY

RECORDS

MISC.

2007

PLAYERS SIGNED (2)

PLAYER	POS	DATE SIGNED (TEAM)
Tony Pashos	OT	Mar. 2 (Baltimore)
Dennis Northcutt	WR	Mar. 5 (Cleveland)

PLAYERS LOST (3)

PLAYER	POS	DATE SIGNED (TEAM)
Kyle Brady	TE	Mar. 3 (New England)
Deon Grant	FS	Mar. 9 (Seattle)
Cortez Hankton	WR	Apr. 17 (Minnesota)

2008

PLAYERS SIGNED (5)

PLAYER	POS	DATE SIGNED (TEAM)
Jerry Porter	WR	Feb. 29 (Oakland)
Cleo Lemon	QB	Feb. 29 (Miami)
Drayton Florence	CB	Mar. 1 (San Diego)
Jimmy Kennedy	DT	Mar. 5 (Chicago)
Pierson Prioleau	S	Apr. 29 (Washington)

PLAYERS LOST (8)

PLAYER	POS	DATE SIGNED (TEAM)
Terry Cousin	S	May 23 (Cleveland)
Aaron Glenn	CB	Apr. 7 (New Orleans)
Quinn Gray	QB	Mar. 24 (Houston)
Sammy Knight	S	Mar. 4 (N.Y. Giants)
Bobby McCray	DE	Mar. 11 (New Orleans)
Shantee Orr	LB	Mar. 24 (Cleveland)
LaBrandon Toefield	RB	Mar. 10 (Carolina)
Ernest Wilford	WR	Mar. 1 (Miami)

2009

PLAYERS SIGNED (2)

PLAYER	POS	DATE SIGNED (TEAM)
Sean Considine	S	Feb. 27 (Philadelphia)
Tra Thomas	OT	Mar. 9 (Philadelphia)

PLAYERS LOST (4)

PLAYER	POS	DATE SIGNED (TEAM)
Khalif Barnes	OT	Mar. 14 (Oakland)
Mike Peterson	LB	Mar. 10 (Atlanta)
Pierson Prioleau	S	Mar. 26 (New Orleans)
Gerald Sensabaugh	S	Mar. 10 (Dallas)

HONOR ROLL

PRO BOWL

Starters CAPITALIZED. Number in parentheses shows player's number of Pro Bowls as a Jaguar. (* did not play due to injury)

1996 —	OT Tony Boselli QB Mark Brunell WR Keenan McCardell
1997 —	P BRYAN BARKER OT TONY BOSELLI (2) QB Mark Brunell (2) PK MIKE HOLLIS WR Jimmy Smith
1998 —	OT TONY BOSELLI (3) WR JIMMY SMITH (2)
1999 —	OT TONY BOSELLI (4)*

	DE TONY BRACKENS QB Mark Brunell (3) LB KEVIN HARDY S CARNELL LAKE OT Leon Searcy WR JIMMY SMITH (3)
2000 —	OT TONY BOSELLI (5)* WR Jimmy Smith (4)
2001 —	WR Jimmy Smith (5)* DT Gary Walker
2002 —	P Chris Hanson
2003 —	DT MARCUS STROUD
2004 —	DT MARCUS STROUD (2) DT John Henderson
2005 —	DT MARCUS STROUD (3)
2006 —	CB RASHEAN MATHIS* DT John Henderson (2)
2007 —	RB Fred Taylor

ALL-PRO SELECTIONS

Legend: AP — Associated Press; PFWA — Pro Football Writers of America; TSN — The Sporting News; PFW — Pro Football Weekly; FN — Football News; FD — Football Digest; USA — USA Today; SI — Sports Illustrated; CPFN — College & Pro Football Newsweekly

OT Tony Boselli — 1996: USA, SI; 1997: AP, PFWA, TSN, PFW, FN, USA, CPFN; 1998: AP, PFWA, TSN, PFW, FN, USA, CPFN, FD; 1999: AP, PFWA, SI, TSN, PFW, USA, CPFN, FN, FD; 2000: FN (All-AFC)

P Bryan Barker — 1997: AP, PFW, FD

PR Reggie Barlow — 1998: CPFN; 1999: CPFN (second team)

CB Aaron Beasley — 1999: CPFN

DE Tony Brackens — 1999: SI, USA, FN, AP (second team), PFW (All-AFC), CPFN (second team)

S Donovin Darius — 1999: FD (second team)

P Chris Hanson — 2002: AP (second team), PFWA, PFW (All-AFC), FD (second team)

LB Kevin Hardy — 1999: AP, TSN, PFW, USA, CPFN, FN, FD

DT John Henderson — 2006: AP (second team)

PK Mike Hollis — 1997: CPFN

S Carnell Lake — 1999: PFW, CPFN, FN, FD, AP (second team), FD (second team)

CB Rashean Mathis — 2006: AP, TSN, USA, PFW/PFWA, PFW/PFWA (All-AFC)

FB Montell Owens — 2008: SI (special teams)

LB Mike Peterson — 2005: AP (second team)

OT Leon Searcy — 1997: USA; 1999: AP (second team), CPFN (second team)

WR Jimmy Smith — 1998: AP (second team); 1999: FN, AP (second team), CPFN (second team), PFW (All-AFC)

DT Marcus Stroud — 2003: AP (second team), PFW (All-AFC), FN (second team); 2004: PFW (All-AFC), FD (second team); 2005: TSN (All-Pro)

RB Fred Taylor — 2007: AP (second team)

DT Gary Walker — 2001: SI, FD (second team)



ALL-ROOKIE SELECTIONS

Legend: PFWA — Pro Football Writers of America; PFW — Pro Football Weekly; FN — Football News; CPFN — College & Pro Football Newsweekly; FD — Football Digest

- OT Khalif Barnes** — PFW/PFWA (2005)
- OT Tony Boselli** — PFWA, PFW, FN, CPFN (1995)
- CB Aaron Beasley** — FN (1996)
- DE Tony Brackens** — PFWA, PFW, FN, CPFN (1996)
- CB Fernando Bryant** — PFWA, PFW, CPFN, FN, FD (1999)
- C Michael Cheever** — FN, CPFN (1996)
- S Donovan Darius** — PFW, FN, FD (1998)
- LB Kevin Hardy** — PFWA, PFW, FN, CPFN (1996)
- DT John Henderson** — PFWA, PFW (2002)
- RB Maurice Jones-Drew** — PFW/PFWA (2006)
- QB Byron Leftwich** — PFW (2003)
- G Vince Manuwai** — PFW (2003)
- G Brad Meester** — PFWA, PFW, FN (2000)
- FS Reggie Nelson** — PFW/PFWA (2007)
- MLB Bryan Schwartz** — FN (1995)
- DT Larry Smith** — FN (1999)
- RB Fred Taylor** — PFW, FN, CPFN, FD (1998)
- OT Maurice Williams** — FN (2001)
- DT Renaldo Wynn** — PFW, FN, CPFN (1997)

COACHING AWARDS

- Tom Coughlin** — AFC Coach of the Year, UPI (1996)
- Dom Capers** — Assistant Coach of the Year, Pro Football Writers of America, USA Today and Defensive Coordinator of the Year, Football Digest (1999)

NFL PLAYERS ASSOC. AWARDS

- 1995 — Bryan Barker, AFC Punter of the Year
- 1996 — Jimmy Smith, AFC Receiver of the Year
- 1997 — Bryan Barker, AFC Punter of the Year

PRO BOWL MVP

- 1997 — QB Mark Brunell

JAGUARS ALL-TIME ROSTER

PLAYERS

(active one or more games on the 53-man roster)

— A —			
Adams, Blue	CB	Cincinnati	2003
Akbar, Hakim	LB	Washington	2003
Alexander, Dan	RB/FB	Nebraska	2002
Alexis, Rich	RB	Washington	2005-06
Allen, David	RB/KR	Kansas State	2003-04
Anderson, Curtis	CB	Pittsburgh	1997
Angulo, Richard	TE	W. New Mexico	2007-08
Armour, JoJuan	S	Miami (Ohio)	1999
Ayodele, Akin	LB	Purdue	2002-05
— B —			
Ballard, Clenton	DT	SW Texas State	2002
Baniewicz, Mark	OT	Syracuse	2000-01
Banks, Tavian	RB	Iowa	1998-99
Barker, Bryan	P	Santa Clara	1995-2000
Barlow, Reggie	WR	Alabama State	1996-2000
Barnes, Khalif	OT	Washington	2005-08

INDIVIDUAL LEAGUE LEADERS

NET PUNTING

1995 Bryan Barker 38.6

PASSING YARDS

1996 Mark Brunell 4,367

POINTS

1997 Mike Hollis 134

RECEIVING

1999 Jimmy Smith 116

AFC PLAYER OF THE MONTH

— 1996 —

December — Mark Brunell, Offensive

— 1997 —

December — Keenan McCardell, Offensive

— 1999 —

September — Aaron Beasley, Defensive

October — Tony Brackens, Defensive

November — Tony Brackens, Defensive

December — Jimmy Smith, Offensive

— 2005 —

September — Chris Hanson, Special Teams

December — Mike Peterson, Defensive

— 2007 —

December — Fred Taylor, Offensive

NFL ROOKIE OF THE MONTH

— 1996 —

December — Tony Brackens, Defensive

— 1998 —

September — Fred Taylor, Offensive

November — Donovan Darius, Defensive

December — Fred Taylor, Offensive

— 2003 —

November — Byron Leftwich, Offensive

December — Rasheen Mathis, Defensive

— 2006 —

November — Clint Ingram, Defensive

FEDEX GROUND PLAYER OF THE YEAR

— 2007 —

RB Fred Taylor

Barnes, Lionel	DE	La.-Monroe	2003-04
Battles, Ainsley	S	Vanderbilt	2001-02
Bean, Robert	CB	Mississippi State	2002
Beasley, Aaron	CB	West Virginia	1996-2001
Bell, Ricky	CB	North Carolina State	1996
Beuerlein, Steve	QB	Notre Dame	1995
Black, Jordan	OT	Notre Dame	2008
Blade, Willie	DT	Mississippi State	2004
Bolden, Juran	CB	Mississippi Delta	2004
Boselli, Tony	OT	Southern Cal.	1995-2001
Bouman, Todd	QB	St. Cloud State	2007
Bouwens, Shawn	G	Nebraska Wesleyan	1995
Boyer, Brant	LB	Arizona	1995-2000
Boyd, Danny	PK	Louisiana State	2002
Boyd, James	S	Penn State	2001-02
Boykin, Deral	S	Louisville	1995
Brackens, Tony	DE	Texas	1996-2003
Brady, Kyle	TE	Penn State	1999-2006
Brooks, Bobby	LB	Fresno State	2002
Brooks, Bucky	CB	North Carolina	1996-97
Broussard, John	WR	San Jose State	2007
Brown, Chris	CB	Alabama-Birmingham	2003

ADMIN

COACHES

STAFF

PLAYERS

HISTORY

RECORDS

MISC.



ADMIN

Brown, Delvin	S	Miami (Fla.)	2001
Brown, Derek	TE	Notre Dame	1995-97
Brown, Milford	G	Florida State	2008
Bruce, Mkristo	DE	Washington State	2008
Brunell, Mark	QB	Washington	1995-2003
Bryant, Fernando	CB	Alabama	1999-2003
Bullard, Kendrick	WR	Arkansas State	1996
Burnett, Chester	MLB	Arizona	1999

- C -

Carney, John	PK	Notre Dame	2007
Carrington, Darren	S	Northern Arizona	1995
Carroll, Ahmad	CB	Arkansas	2006
Carter, Bernard	LB	East Carolina	1995
Cesarino, Anthony	G	Colorado State	1999
Chambers, Derrick	OT	Florida	2001-02
Chamblin, Corey	CB	Tennessee Tech	1999
Chanoine, Roger	OT	Temple	2002
Charlton, Ike	CB	Virginia Tech	2002
Chase, Martin	DT	Oklahoma	2005
Cheever, Michael	C	Georgia Tech	1996-98
Christopherson, Ryan	FB	Wyoming	1995-96
Chung, Eugene	G	Virginia Tech	1995
Clark, Danny	LB	Illinois	2000-03
Clark, Reggie	LB	North Carolina	1995-96
Clark, Vinnie	CB	Ohio State	1995-96
Cobb, Reggie*	RB	Tennessee	1995
Coleman, Ben	G	Wake Forest	1995-99
Coleman, Marco	DE	Georgia Tech	2002
Colinet, Stalin	DE	Boston College	2002
Collier, Richard	OT	Valdosta State	2006-08
Colon, Harry	S	Missouri	1995
Combs, Chris	DE	Duke	2002
Compton, Mike	G	West Virginia	2004
Connolly, Dan	G	Southeast Missouri St.	2005
Cooper, Deke	S	Notre Dame	2003-05
Cooper, Marquis	LB	Washington	2007
Cordova, Jorge	LB	Nevada-Reno	2006-07
Cornish, Frank*	C	UCLA	1995
Cousin, Terry	CB	South Carolina	2005-07
Cox, Kennard	DB	Pittsburgh	2008
Cox, Renard	DB	Maryland	2001
Craft, Jason	CB	Colorado State	1999-2003
Crockett, Zack	FB	Florida State	1998
Criss, Shad	CB	Missouri	2000
Cunningham, Richie	PK	Southwestern Louisiana	2002
Curry, Eric	DE	Alabama	1998-99

- D -

Darius, Donovan	S	Syracuse	1998-2006
Davey, Don	DT	Wisconsin	1995-98
Davis, Andre	DT	Southern	1996
Davis, Jim	DE	Virginia Tech	2005
Davis, Travis	S	Notre Dame	1995-98
Dawkins, Sean	WR	California	2001
DeLong, Greg	TE	North Carolina	2000
DeMarco, Brian	OT	Michigan State	1995-98
Devine, Kevin	CB	California	1997-98
Dickerson, Bryan	FB	Eastern Kentucky	1995
Dingle, Nate	LB	Cincinnati	1996
Douglas, Henry	WR	North Carolina A&T	2002
Douglas, Hugh	DE	Central State	2003
Dukes, Chad	RB	Pittsburgh	2000
Dumas, Mike	S	Indiana	1995
Dunbar, Vaughn	RB	Indiana	1995
Durant, Justin	LB	Hampton	2007-08

- E -

Edwards, Marc	FB	Notre Dame	2003-04
Edwards, Troy	WR	Louisiana Tech	2003-04
Ellison, Atiyah	DT	Missouri	2008
Epstein, Hayden	PK	Michigan	2002
Estandia, Greg	TE	Nevada-Las Vegas	2007-08

- F -

Favors, Greg	LB	Mississippi State	2004-05
Fiedler, Jay	QB	Dartmouth	1999
Figures, Deon	CB	Colorado	1997-98
Fletcher, Derrick	G	Baylor	2004-05
Florence, Drayton	CB	Tuskegee	2008
Fordham, Todd	G/OT	Florida State	1997-2002
Franklin, Brad	CB	Louisiana-Lafayette	2003
Frase, Paul	DE/DT	Syracuse	1995-96
Freeman, Eddie	DL	Alabama-Birmingham	2004
Fuamatu-Mafafa, Chris	RB	Utah	2003-04
Fudge, Jamaal	S	Clemson	2006-07
Furrer, Will	QB	Virginia Tech	1998

- G -

Gardner, Isaiah	CB	Maryland	2008
Garrard, David	QB	East Carolina	2002-08
Gayle, Rashid	CB	Boise State	1996
Gibson, Damon	WR/WR	Iowa	2001-02
Gilbert, Tony	LB	Georgia	2003-07
Gildon, Jason	DE	Oklahoma State	2004
Givins, Ernest	WR	Louisville	1995
Glenn, Aaron	CB	Texas A&M	2007
Goebel, Brad	QB	Baylor	1995
Goganious, Keith	LB	Penn State	1995
Graham, Kent	QB	Ohio State	2002
Graham, Roger	RB	New Haven	1996
Grant, Deon	S	Tennessee	2004-06
Gray, Quinn	QB	Florida A&M	2003-07
Green, Donny	LB	Virginia	2001
Green, Brandon	DE	Rice	2003-04
Green, Rogerick	CB	Kansas State	1995
Greisen, Nick	LB	Wisconsin	2006
Griffin, Chris	FB/TE	New Mexico	1996
Griffith, Rich	TE	Arizona	1995-2000
Groves, Quentin	DE	Auburn	2008
Grow, Monty	S	Florida	1995

- H -

Hall, Dana	S	Washington	1996-97
Hall, Ray	DT	Washington State	1995
Hallock, Ty	FB/TE/LB	Michigan State	1996-97
Hamilton, James	LB	North Carolina	1997-98
Hammonds, Juan	DE	Michigan State	1996
Hankton, Cortez	WR	Texas Southern	2003-06
Hanson, Chris	P	Marshall	2001-06
Hardy, Kevin	LB	Illinois	1996-2001
Harvey, Derrick	DE	Florida	2008
Hatchette, Matthew	WR	Langston	2003
Hawkins, Brent	DE	Illinois State	2006-07
Hayward, Reggie	DE	Iowa State	2005-08
Henderson, John	DT	Tennessee	2002-08
Hendricks, Tommy	LB	Michigan	2004
Herndon, Jimmy	OT	Houston	1996
Hollis, Mike	PK	Idaho	1995-2001
Holmes, Jaret	PK	Auburn	2001
Howard, Chris	RB	Michigan	1998-2000
Howard, Desmond	WR	Michigan	1995
Hudson, Chris	S	Colorado	1995-98
Hughes, Nate	WR	Alcorn State	2008
Humphrey, Deon	LB	Florida State	2003
Hunter, Wayne	OT	Hawaii	2006
Huntington, Greg	G/C	Penn State	1995-97

- I -

Ingram, Clint	LB	Oklahoma	2006-08
Ingram, Steve	G/OT	Maryland	1999
Inzer, Drew	C/G	Brown	2002
Iwuh, Brian	LB	Colorado	2006-08

- J -

Jackson, Grady	DT	Knoxville	2007
Jackson, Lenzie	WR	Arizona State	1999

COACHES

STAFF

PLAYERS

HISTORY

RECORDS

MISC.



Jackson, Willie	WR	Florida	1995-97
James, William	CB	Western Illinois	2008
Janes, Ron	FB	Missouri	1998
Johnson, Anthony	RB	Notre Dame	2000
Johnson, Kevin	WR	Syracuse	2003
Johnson, Patrick	WR	Oregon	2002
Johnson, Rob	QB	Southern California	1995-97
Johnson, Tommy	CB	Alabama	1995
Jones, Brian	TE	Arkansas-Pine Bluff	2004-05
Jones, Damon	TE	Southern Illinois	1997-2001
Jones, George	RB	San Diego State	1998
Jones, Greg	RB	Florida State	2004-08
Jones, Matt	WR	Arkansas	2005-08
Jones-Drew, Maurice	RB/KR	UCLA	2006-08
Jordan, Leander	G/OT	Indiana (Pa.)	2002
Jordan, Randy	RB	North Carolina	1995-97
Joseph, Elvis	RB	Southern	2001-02
Jurkovic, John	DT	Eastern Illinois	1996-98

- K -

Kadela, Dave	OT	Virginia Tech	2002
Keith, Craig	TE	Lenoir-Rhyne	1995
Kennedy, Jimmy	DT	Penn State	2008
Knight, Sammy	S	Southern California	2007
Koch, Aaron	G/OT	Oregon State	2000-02
Kopp, Jeff	LB	Southern California	1996-98

- L -

Lageman, Jeff	DE	Virginia	1995-98
Lake, Carnell	S	UCLA	1999-2000
Landolt, Kevin	DT	West Virginia	1999
Landri, Derek	DT	Notre Dame	2007-08
Laro, Gordon	TE	Boston College	1995
Ledford, Dwayne	G	East Carolina	2000
Leftwich, Byron	QB	Marshall	2003-06
Lemon, Cleo	QB	Arkansas State	2008
Leonard, Matt	DT	Stanford	2003
Leroy, Emarlos	DT	Georgia	1999-2000
Lewis, Jermaine	WR/KR	Maryland	2003-04
Lewis, Mercedes	TE	UCLA	2006-08
Lindsey, Steve	PK	Mississippi	1999-2000
Lockett, Kevin	WR	Kansas State	2002
Logan, Ernie	DE	East Carolina	1995-96
Logan, Mike	S	West Virginia	1997-2000
Lowe, Omari	CB	Washington	2008
Lowe, Reggie	LB	Troy State	1998
Lowry, Calvin	S	Penn State	2008
Luzar, Chris	TE	Virginia	2002-03

- M -

Mack, Stacey	RB	Temple	1999-2002
Mackenzie, Malaefoe	FB	Southern California	2003
Maddox, Anthony	DT	Delta State	2004-05
Manning, Roy	LB	Michigan	2007
Manuwai, Vince	G	Hawaii	2003-08
Marler, Seth	PK	Tulane	2003
Marsh, Curtis	WR	Utah	1995-96
Martin, Jamie	QB	Weber State	1998, 2000
Marts, Lonnie	LB	Tulane	1999-2000
Mason, Eddie	LB	North Carolina	1998
Mason, Michael	DE	Kentucky State	2000
Massey, Robert	CB	North Carolina Central	1996
Maston, Le'Shai	FB	Baylor	1995-96
Mathis, Rashean	CB/S	Bethune-Cookman	2003-08
Matthews, Steve	QB	Memphis	1997
Mayfield, Corey	DT	Oklahoma	1995
McCardell, Keenan	WR	Nevada-Las Vegas	1996-2001
McClain, Jimmy	LB	Troy State	2004
McCray, Bobby	DE	Florida	2004-07
McCree, Marlon	S	Kentucky	2001-03
McDaniel, Tony	DT	Tennessee	2006-08
McDougle, Stockar	G	Oklahoma	2006-07
McElmurry, Blaine	S	Montana	1998-99
McManus, Tom	LB	Boston College	1995-99
Means, Natrone	RB	North Carolina	1996-97

Meester, Brad	DE	Northern Iowa	2000-08
Meier, Rob	G	Washington State	2000-08
Miller, Bronzell	DE	Utah	1995
Miller, Craig	S	Utah State	2000
Miller, Drew	C/G	Florida	2008
Miller, Jim	QB	Michigan State	1997
Mills, Javor	DE	Auburn	2002
Mincey, Jeremy	DE	Florida	2006-08
Mitchell, Anthony	S	Tuskegee	2003
Mitchell, Keith	LB	Texas A&M	2003
Mitchell, Pete	TE	Boston College	1995-98, 2002
Moore, Will	WR	Texas Southern	1997-98
Moreau, Frank	RB	Louisville	2001
Moreland, Earthwind	CB	Georgia Southern	2001
Myslinski, Tom	G	Tennessee	1995

- N -

Naeole, Chris	G	Colorado	2002-08
Nelson, Reggie	OT	McNeese State	2000
Nelson, Reggie	S	Florida	2007-08
Nesbit, Jamar	G	South Carolina	2003
Neufeld, Ryan	TE	UCLA	2000
Neujahr, Quentin	C	Kansas State	1998-2000
Nickerson, Hardy	MLB	California	2000-01
Nkang, Chad	S	Elon	2007-08
Nori, Mark	OG	Boston College	1997-98
Norman, Dennis	C	Princeton	2004-08
Northcutt, Dennis	WR	Arizona	2007-08
Novak, Jeff	G/OT	Southwest Texas State	1995-98
Nwaneri, Uche	G	Purdue	2007-08

- O -

Ogden, Marques	OL	Howard	2003
Olson, Erik	S	Colorado State	2000
Orr, Shantee	LB	Michigan	2007
Owens, Chad	WR/KR	Hawaii	2005-07
Owens, Montell	RB	Maine	2006-08

- P -

Parker, Chris	RB	Marshall	1997
Parker, Ricky	CB	San Diego State	1997
Pashos, Tony	OT	Illinois	2007-08
Patterson, Elton	DE	Central Florida	2004
Paup, Bryce	LB	Northern Iowa	1998-99
Payne, Seth	DT	Cornell	1997-2001
Pearman, Alvin	RB	Virginia	2005-06, 2008
Pearson, Mike	OT	Florida	2002-05
Pelshak, Troy	LB	North Carolina A&T	2000
Perryman, Ray	S	Northern Arizona	2003-04
Peterson, Mike	LB	Florida	2003-08
Pettway, Kenny	DE	Grambling State	2006-07
Philcox, Todd	QB	Syracuse	1996
Podlesh, Adam	P	Maryland	2007-08
Porter, Jerry	WR	West Virginia	2008
Posey, Jeff	LB	Southern Mississippi	2001
Prince, Ryan	TE	Weber State	2001
Prioleau, Pierson	S	Virginia Tech	2008
Pritchett, Kelvin	DT	Mississippi	1995-98

- Q -

Quinn, Jonathan	QB	Middle Tenn. State	1998-2001
-----------------	----	--------------------	-----------

- R -

Rainer, Wali	MLB	Virginia	2002
Ransom, Derrick	DT	Cincinnati	2004
Redmond, Jimmy	WR	McNeese State	2002-03
Reyes, Tutan	G	Mississippi	2007-08
Richardson, David	CB	Cal Poly-SLO	2004-06
Richie, David	DE	Washington	2000
Rison, Andre	WR	Michigan State	1996
Roberson, Chris	CB	Eastern Michigan	2005
Roberson, James	DE	Florida State	1999
Robinson, Eddie	LB	Alabama State	1996-97
Robinson, Roderick	QB	Arkansas-Pine Bluff	2001

ADMIN

COACHES

STAFF

PLAYERS

HISTORY

RECORDS

MISC.



ADMIN

Rodgers, Stefan	OT	Lambuth	2008
Romberg, Brett	C	Miami (Fla.)	2003-05
Ross, Micah	WR	Jacksonville	2001-03
Royals, Mark	P	Appalachian State	2003

Upshaw, Regan	DE	California	1999
---------------	----	------------	------

- S -

Sadowski, Troy	TE	Georgia	1998
Salaam, Ephraim	OT	San Diego State	2004-05
Schwartz, Bryan	MLB	Augustana (S.D.)	1995-99
Scobee, Josh	PK	Louisiana Tech	2004-08
Searcy, Leon	OT	Miami (Fla.)	1996-2000
Seder, Tim	PK	Ashland (Ohio)	2002
Sensabaugh, Gerald	S	North Carolina	2005-08
Settles, Tawambi	S	Duke	1998
Sharon, Charles	WR	Bowling Green	2006
Shaw, Bobby	WR	California	2002
Shaw, Tim	LB	Penn State	2008
Shelton, Daimon	FB	Sacramento State	1997-2000
Sheppard, Ashley*	LB	Clemson	1995
Shepherd, Gannon	OT	Duke	2000-01
Simmons, Clyde	DE	Western Carolina	1996-97
Slaughter, T.J.	MLB	Southern Miss.	2000-03
Smeenge, Joel	DE	Western Michigan	1995-2000
Smith, Daryl	LB	Georgia Tech	2004-08
Smith, Emanuel	WR	Arkansas	2000
Smith, Fernando	DE	Jackson State	1998
Smith, Jeff	C	Tennessee	2000-01
Smith, Jimmy	WR	Jackson State	1995-2005
Smith, Joe	RB	Louisiana Tech	2003
Smith, Larry	DT	Florida State	1999-2002
Smith, Paul	QB	Tulsa	2008
Smith, Steve	CB	Oregon	2002
Smolko, Isaac	TE	Penn State	2007
Sorensen, Nick	S	Virginia Tech	2003-06
Soward, R. Jay	WR	Southern California	2000-01
Spencer, Charles	OT	Pittsburgh	2008
Spicer, Paul	DE	Saginaw Valley State	2000-08
Stai, Brenden	OT	Nebraska	2000
Stambaugh, Phil	QB	Lehigh	2001
Stanley, Montavious	DT	Louisville	2006
Starks, Scott	CB	Wisconsin	2005-08
Stephens, Santo	LB	Temple	1995
Stephenson, Cameron	G	Rutgers	2008
Stewart, James	RB	Tennessee	1995-99
Stewart, Rayna	S	Northern Arizona	1999-2000
Stith, Shyrone	RB	Virginia Tech	2000
Stokes, J.J.	WR	UCLA	2003
Storz, Erik	LB	Boston College	1998-2000
Stroud, Marcus	DT	Georgia	2001-07
Studstill, Darren	S	West Virginia	1995-96
Swift, Michael	CB	Austin Peay	2000

Venzke, Patrick	OT	Idaho	2001
-----------------	----	-------	------

- W -

Wade, John	C	Marshall	1998-2002
Wade, Todd	OL	Mississippi	2008
Walker, Gary	DT	Auburn	1999-2001
Walker, Mike	WR	Central Florida	2008
Warren, Terrence	WR	Hampton	1995
Washington, Chauncey	RB	Southern California	2008
Washington, Dewayne	CB	North Carolina State	2004
Washington, Mickey	CB	Texas A&M	1995-96
Washington, Patrick	FB	Virginia	2001-02
Weatherford, Steve	P	Illinois	2008
Webb, Dee	CB	Florida	2006
Wesley, Joe	LB	Louisiana State	2001
Westmoreland, Eric	LB	Tennessee	2001-03
Wheeler, Damen	CB	Colorado	2001
White, Chris	DE	Southern	1999
White, Jose	DE	Howard	1996-98
White, Reggie	RB	Oklahoma State	2001
White, Tracy	LB	Howard	2005
Whitfield, Bob	OT	Stanford	2004
Whitted, Alvis	WR	North Carolina St.	1998-2001
Widell, Dave	C	Boston College	1995-97
Wiegert, Zach	G/OT	Nebraska	1999-2002
Wiley, Marcellus	DE	Columbia	2005-06
Wilford, Ernest	WR	Virginia Tech	2004-07
Wilkinson, Bruce	OT	Tennessee	1995
Williams, Brian	CB	North Carolina State	2006-08
Williams, James	LB	Mississippi State	1995
Williams, Jermaine	FB	Houston	2000
Williams, Lamanzer	DE	Minnesota	1998
Williams, Mark	LB	Ohio State	1995
Williams, Maurice	OT	Michigan	2001-08
Williams, Randal	WR	New Hampshire	2001
Williams, Reggie	WR	Washington	2004-08
Williams, Sammy	OT	Oklahoma	2003
Williams, Thomas	LB	Southern California	2008
Williamson, Troy	WR	South Carolina	2008
Wimbush, Derrick	RB/KR	Fort Valley State	2005-06
Winborn, Jamie	LB	Vanderbilt	2005
Witherspoon, Brian	CB	Stillman	2008
Woods, D'Juan	WR	Oklahoma State	2008
Wright, George	TE	Oregon	2003-08
Wright, Kenny	CB	Northwestern State	2005
Wyche, James	DE	Syracuse	2006-08
Wynn, Renaldo	DT	Notre Dame	1997-2001

- T -

Tarle, Jim	PK	Arkansas State	2000-01
Taylor, Cordell	CB	Hampton	1998
Taylor, Fred	RB	Florida	1998-2008
Taylor, Shannon	LB	Virginia	2003
Terrell, Daryl	G/OT	Southern Mississippi	2002
Terry, Corey	LB	Tennessee	1999
Thomas, Dave	CB	Tennessee	1995-99
Thomas, Edward	LB	Georgia Southern	2000-02
Thomas, Kiwaukee	CB	Georgia Southern	2000-04
Thomas, Pat	LB	North Carolina State	2005-07
Thompson, Chris	CB	Nicholls State	2004
Thompson, Lamont	S	Washington State	2007
Thompson, Mike	DT	Wisconsin	1995
Threats, Jabbar	DE	Michigan State	1997-98
Tillman, Cedric	WR	Alcorn State	1995
Toefield, LaBrandon	RB	Louisiana State	2003-07
Trapp, James	CB	Clemson	2003
Tuaolo, Esera	DT	Oregon State	1997
Tuipala, Joseph	MLB	San Diego State	2001-02
Tylski, Rich	OG	Utah State	1996-99

Yoder, Todd	TE	Vanderbilt	2004-05
Young, David	S	Georgia Southern	2003

- Z -

Zahursky, Steve	OT	Kent State	2001
Zelenka, Joe	TE/LS	Wake Forest	2001-08

* Cobb, Cornish and Sheppard were on the expanded 56-man roster (for expansion teams) during the first three weeks of the 1995 season

INJURED RESERVE

(never on 53-man roster)

Brown, Leon	RB	Eastern Kentucky	1995
Chambers, Derrick	G/OT	Florida	2002
Chustz, Joe	G	Louisiana Tech	2000
Connolly, Dan	OT	SE Missouri State	2006
Cotrone, Anthony	FB	Maine	2008
Davis, Jim	DE	Virginia Tech	2006

COACHES

STAFF

PLAYERS

HISTORY

RECORDS

MISC.



Fisher, John	DB	Western Missouri	1996
Horrocks, Theo	DT	Vanderbilt	2008
Jackson, Al	CB	Georgia	1995
Lewis, Jonathan	DT	Virginia Tech	2008
Mills, Javor	DE	Auburn	2003
Myles, Tywan	DT	Tarleton State	2008
Morabito, Tim	DT	Boston College	2002
Patterson, Elton	DE	Central Florida	2006
Price, Marcus	G	Louisiana State	1995
Roberson, Chris	CB	Eastern Michigan	2006
Smith, Brian	DE	Missouri	2007
Williams, Mike	OT	Texas	2006
Williams, Tony	DT	Memphis	2006
Ziemann, Chris	OT	Michigan	2002

PRACTICE SQUAD

DE Nathaniel Adibi (2004), RB Rich Alexis (2004), RB David Allen (2002-03), WR Chad Askew (1997), LB Stevie Baggs (2005), DE Troy Bailey (1999), DB Travarious Bain (2008), WR Donnell Baker (1997), DT David Barnard (1997), OT Mark Bristol (2002), RB Jason Brookins (2000), CB Chris Brown (2003), TE Chris Brown (2008), OT Lester Brown (2005), OT Sean Bubin (2004), OT Andrew Carnahan (2007-08), WR Matt Cherry (2004), OT Ronald Cherry (1996), LB Sedic Clark (1996), DT James Clyburn (1998), RB DeAndre Cobb (2006), RB Leroy Collins (1999), DE Jomo Cousins (2000), LB Jamal Cox (1995), DL Walter Curry (2005, 2007), TE Charles Davis (2007-08), WR Chris Davis (2005), OT Seth Dittman (1996), G Konrad Dean (2003), QB Ben Dougherty (2006), WR Henry Douglas (2001), WR Damon Dunn (1998), LS Andrew Economos (2005), TE Greg Estandia (2006), G Derrick Fletcher (2004), WR Richmond Flowers (2001), OT Mike Flynn (1997), DE Randy Garner (2001), OT Ryan Gibbons (2006-07), DE Harold Gragg (1997), QB Quinn Gray (2003), OG Andrew Greene (1998), OT Sam Gutekunst (2007), C/G Brock Gutierrez (1998), DE Omari Hand (2004), WR Darren Hall (1999), LB Tyrone Hines (1997), G Tam Hopkins (2001), G Tyrone Hopson (2001), WR Mike Horacek (2000), WR Harrison Houston (1995), LB Aaron Humphrey (2002), QB Nate Hybl (2005), DE Michael Josiah (2003), RB Morgan Kane (2000), C David Kempfert (1999), LB James Kinney (2005), DB Jamar Landrom (2006), RB Keon Lattimore (2008), RB Steve Lee (1997), DT Matt Leonard (2003), CB Clarence Love (1999), DT Anthony Maddox (2004), DT Jeff Marriott (2000), C Tim Mattran (2008), LB Ryan McCoy (1995), OT Pete McMahon (2006), TE Rod Monroe (2000), CB Rashod Moulton (2007-08), LB Lamar Myles (2008), WR Ramondo North (2001-02), DE Gabe Nyenhuis (2004), TE Tevita Ofahengaua (2001), CB Jason Olford (2002), OT Chris Oltmanns (1996), WR Corey Parchman (2002), RB Chris Parker (1996), RB Pepe Pearson (1998), S Kevin Peoples (1999), S Ray Perryman (2003), LB Duke Pettijohn (2002), LB Curtis Randall (2003), WR Jimmy Redmond (2001), LB Moses Regular (1996), QB Lester Ricard (2007), C Brett Romberg (2003, 2006), DT Richard Seals (2000), WR Charles Sharon (2007), DE Jason Simmons (1995), DT Henry Smith (2008), RB Joe Smith (2003), LB Brandon Southward (1999), WR Fred Stamps (2005), G Barry Stokes (1996), DE Rahman Streater (1999), G Joe Tate (2004), DE Josh Taves (1996), RB D.D. Terry (2007), WR Ryan Thelwell (1999), RB Malcolm Thomas (1997-98), TE Mark Thomas (1998), LB Cedric Thornton (1996), LB Deryck Toles (2004), OT Keith Wagner (1996), LB Al Wallace (1997), G Chad Ward (2001), OT Craig Warren (1997), FB Lee Webb (2005), WR Huey Whittaker (2004), DE Seante Williams (2004), DB Jonathan Zenon (2008)

HEAD COACHES

Tom Coughlin	Syracuse	1995-2002
Jack Del Rio	Southern California	2003-08

ASSISTANT COACHES

Ken Anderson	Augustana	2003-06
Mark Asanovich	St. Cloud State	2003-08
Joe Baker	Princeton	1995-98
John Bonamego	Central Michigan	1999-2002
Paul Boudreau	Boston College	2003-05
Dave Campo	Central Connecticut State	2005-07
Dom Capers	Mount Union (Ohio)	1999-2000
Pete Carmichael	Montclair State	1995-99
Joe DeCamillis	Wyoming	2007-08
Mark Duffner	William & Mary	2006-08
Les Ebert	Minnesota-Duluth	2004-08
Randy Edsall	Syracuse	1995-97
Perry Fewell	Lenoir-Rhyne	1998-2002
Greg Finnegan	Cornell	1998-2002
Frank Ganzs	Navy	2000-01
Kevin Gilbride	Southern Connecticut State	1995-96
Mike Haluchak	Southern California	2003-04
Ray Hamilton	Oklahoma	2003-07
Paul Haynes	Kent State	2001
Andy Heck	Notre Dame	2004-08
Donnie Henderson	Utah State	2008
Fred Hoaglin	Pittsburgh	1997-2001
Todd Howard	Texas A&M	2003-05
Jeff Hurd	Fort Hays (Kan.) State	1995-97
John Hufnagel	Penn State	2002
Jerald Ingram	Michigan	1995-2002
Dick Jauron	Yale	1995-98
Nate Kaczor	Utah State	2008
Thom Kaumeyer	Regents	2008
Lane Kiffin	Fresno State	2000
Larry Kirksey	Eastern Kentucky	2003
Ty Knott	Oregon Tech	2002
Dirk Koetter	Idaho State	2007-08
Bob Ligashesky	Indiana (Pa.)	2004
Anthony Lynn	Texas Tech	2003-04
Mike Maser	Buffalo	1995-2002
Paul McCord	Western Maryland	2003
Garrick McGee	Oklahoma	2000-01
John McNulty	Penn State	1998-2002
Mark Michaels	Connecticut	2005-06
Gary Moeller	Ohio State	2001
Ted Monachino	Missouri	2006-08
Todd Monken	Knox College	2007-08
Bill Musgrave	Oregon	2003-04
Nick Nicolau	Southern Connecticut State	1995-96
Chris Palmer	Southern Connecticut State	1997-98
Jerry Palmieri	Montclair State	1995-2002
Larry Pasquale	Bridgeport (Conn.)	1995-99
John Pease	Utah	1995-2002
Bob Petrino	Carroll (Mont.)	1999-2001
Kennedy Pola	Southern California	2005-08
Mike Priefer	Navy	2002
Robert Prince	Humboldt State	2007-08
Alvin Reynolds	Indiana State	2003-07
Alfredo Roberts	Miami (Fla.)	2003-06
Pete Rodriguez	Western State	2004-06
Lucious Selmon	Oklahoma	1995-2002
Steve Shafer	Utah State	2003-04
Mike Shula	Alabama	2007-08
Carl Smith	Cal Poly-SLO	2005-06
Mike Smith	East Tennessee	2003-07
Tony Sparano	New Haven (Conn.)	2002
Mike Sullivan	Army	2002-03
Steve Szabo	Navy	1995-2002
Mike Tice	Maryland	2006-08
Brian VanGorder	Wayne State	2005
Steve Walters	Arkansas	2005-06
Gregg Williams	Northeast Missouri State	2008
Tom Williams	Washington	2007-08

ADMIN

COACHES

STAFF

PLAYERS

HISTORY

RECORDS

MISC.



JAGUARS BY COLLEGE

- 12 — Florida
 11 — Tennessee
 10 — Notre Dame
 9 — Virginia Tech, Washington
 8 — North Carolina, Penn State, Southern California
 7 — Boston College, Florida State, Michigan, Virginia
 6 — Michigan State, Syracuse, UCLA, West Virginia
 5 — California, Colorado, Maryland, North Carolina State, Oklahoma
 4 — Arizona, Auburn, East Carolina, Georgia, Georgia Southern, Illinois, Kansas State, Louisville, Mississippi, Mississippi State, Missouri, Pittsburgh, San Diego State, Washington State, Wisconsin
 3 — Alabama, Arkansas, Arkansas State, Baylor, Cincinnati, Clemson, Colorado State, Duke, Georgia Tech, Hampton, Hawaii, Howard, Louisiana State, Louisiana Tech, Marshall, Miami (Fla.), Nebraska, Nevada-Las Vegas, Northern Arizona, Ohio State, Oklahoma State, Oregon, South Carolina, Southern U., Southern Mississippi, Temple, Texas A&M, Utah, Vanderbilt
 2 — Alabama-Birmingham, Alabama State, Alcorn State, Arkansas-Pine Bluff, Central Florida, Houston, Idaho, Indiana, Jackson State, Marshall, McNeese State, Memphis, North Carolina A&T, Northern Iowa, Oregon State, Purdue, Stanford, Southwest Texas State, Texas, Texas Southern, Troy State, Tulane, Tuskegee, Utah State, Wake Forest, Weber State
 1 — Appalachian State, Arizona State, Augustana (S.D.), Austin Peay, Bethune-Cookman, Bowling Green, Boise State, Brown, Cal Poly-SLO, Central State, Columbia, Cornell, Dartmouth, Delta State, Eastern Illinois, Eastern Kentucky, Eastern Michigan, Elon, Florida A&M, Fort Valley State, Fresno State, Grambling State, Illinois State, Indiana (Pa.), Iowa, Iowa State, Jacksonville, Kent State, Kentucky, Kentucky State, Knoxville, Lambuth, Langston, Lehigh, Lenoir-Rhyne, Louisiana-Lafayette, Louisiana-Monroe, Maine, Miami (Ohio), Middle Tennessee State, Minnesota, Mississippi Delta, Montana, New Hampshire, Nebraska Wesleyan, Nevada-Reno, New Haven, New Mexico, Nicholls State, North Carolina Central, Northwestern State, Princeton, Rice, Rutgers, Sacramento State, Saginaw Valley State, St. Cloud State, San Jose State, Santa Clara, Southeast Missouri State, Southern Illinois, Southwest Louisiana, Stillman, Tennessee Tech, Tulsa, Valdosta State, Western Carolina, Western Illinois, Western Michigan, Western New Mexico, Wyoming

JAGUARS BY NUMBERS

- 1 — Mike Hollis (1995-2001), John Carney (2007)
 2 — Steve Lindsey (1999-2000), Chris Hanson (2001-06)
 3 — Jaret Holmes (2001), Tim Seder (2002), Mark Royals (2003), Adam Podlesh (2007-08)
 4 — Bryan Barker (1995-2000), Todd Bouman (2007)
 5 — Todd Philcox (1996), Jim Tarle (2000-01), Danny Boyd (2002), Quinn Gray (2003-07)
 6 — Hayden Epstein (2002), Seth Marler (2003-04), Steve Weatherford (2008)
 7 — Steve Beuerlein (1995), Will Furrer (1998), Richie Cunningham (2002), Byron Leftwich (2003-06)
 8 — Mark Brunell (1995-2003)
 9 — Brad Goebel (1995), David Garrard (2002-08)
 10 — Jamie Martin (1998, 2000), Roderick Robinson (2001), Kent Graham (2002), Josh Scobee (2004-08)
 11 — Rob Johnson (1995-97), Jay Fiedler (1999), Reggie Williams (2004-08)
 12 — Jim Miller (1997), Jonathan Quinn (1998-2001), Paul Smith (2008)
 15 — John Broussard (2007)
 16 — Steve Matthews (1997), Troy Edwards (2004), Nate Hughes (2008)
 17 — Phil Stambaugh (2001), Jimmy Redmond (2003),

- Charles Sharon (2006-07), Cleo Lemon (2008)
 18 — Matt Jones (2005-08)
 19 — Ernest Wilford (2004-07)
 20 — Chris Hudson (1995), Natrone Means (1996-97), Donovin Darius (1998-2006), Scott Starks (2007), Pierson Prioleau (2008)
 21 — Deral Boykin (1995), Tommy Johnson (1995), Aaron Beasley (1996-2001), Steve Smith (2002), Brad Franklin (2003), Juran Bolden (2004), Terry Cousin (2005-07), Drayton Florence (2008)
 22 — Bucky Brooks (1996-97), Tavian Banks (1998-99), Frank Moreau (2001), Reggie White (2001), Robert Bean (2002), LaBrandon Toefield (2003-07), William James (2008)
 23 — Randy Jordan (1995-97), Cordell Taylor (1998), Corey Chamblin (1999), Anthony Johnson (2000), Ike Charlton (2002), Ray Perryman (2003-04), Dee Webb (2006), Jamaal Fudge (2007)
 24 — Harry Colon (1995), Rashid Gayle (1996), Chris Howard (1998-2000), Craig Miller (2000), Delvin Brown (2001), Kiwaukee Thomas (2003-04), Montell Owens (2006-08)
 25 — Mickey Washington (1995-96), Curtis Anderson (1997), Fernando Bryant (1999-2003), Kenny Wright (2005), Ahmad Carroll (2006), Reggie Nelson (2007-08)
 26 — Rogerick Green (1995), Kevin Devine (1997-98), Rayna Stewart (1999-2000), Ainsley Battles (2001-02), Blue Adams (2003), David Richardson (2004-06), Sammy Knight (2007), Omare Hand (2008), Kennard Cox (2008)
 27 — Vinnie Clark (1995-96), Deon Figures (1997-98), Shad Criss (2000), Earthwind Moreland (2001), Damen Wheeler (2001), Rashean Mathis (2003-08)
 28 — Monty Grow (1995), Dana Hall (1996-97), Fred Taylor (1998-2008)
 29 — Darren Carrington (1995), Ricky Parker (1997), Tawambi Settles (1998), Jason Craft (1999-2003), Chris Thompson (2004), Brian Williams (2006-08)
 30 — Darren Studstill (1995-96), Michael Swift (2000), Dewayne Washington (2004)
 31 — Daimon Shelton (1997-2000), Patrick Washington (2001-02), Chris Brown (2003), Scott Starks (2005-06, 2008), Aaron Glenn (2007)
 32 — Vaughn Dunbar (1995), Mike Logan (1997-2000), Marlon McCree (2001-03), David Allen (2004), Maurice Jones-Drew (2006-08)
 33 — James Stewart (1995-99), Shyrone Stith (2000), James Trapp (2003), Greg Jones (2004-08)
 34 — Reggie Cobb (1995), Roger Graham (1996), Zack Crockett (1998), Stacey Mack (1999-2002), David Allen (2003), Alvin Pearman (2005-06), Lamont Thompson (2007), Chauncey Washington (2008)
 35 — Le'Shai Maston (1995-96), Elvis Joseph (2001-02), Deke Cooper (2003-05)
 36 — Ryan Christopherson (1995-96), Ron Jones (1998), Renard Cox (2001), Derrick Wimbush (2005-06), Isaiah Gardner (2008)
 37 — Chris Hudson (1996-98), Carnell Lake (1999-2000), David Young (2003), Deon Grant (2004-06), Calvin Lowry (2008)
 38 — Mike Dexter (1995), Blaine McElmurry (1998-99), Dan Alexander (2002), Chris Roberson (2005-06), Brian Witherspoon (2008)
 39 — Chris Parker (1997), Alvin Pearman (2008)
 40 — Gordon Laro (1995), Robert Massey (1996), Malaeofe MacKenzie (2003), Rich Alexis (2005)
 41 — Dave Thomas (1995-99), Kiwaukee Thomas (2000-02), Nick Sorenson (2003-06)
 42 — Ricky Bell (1996), Chad Dukes (2000), James Boyd (2001-02), Anthony Mitchell (2003), Jamaal Fudge (2006), Chad Nkang (2007-08)
 43 — George Jones (1998), Jermaine Williams (2000), Gerald Sensabaugh (2005-08)

ADMIN

COACHES

STAFF

PLAYERS

HISTORY

RECORDS

MISC.



ADMIN

COACHES

STAFF

PLAYERS

HISTORY

RECORDS

MISC.

- 44 — Bryan Dickerson (1995), Marc Edwards (2003-04)
 45 — Travis Davis (1995-98), JoJuan Armour (1999), Erik Olson (2000), Chris Fuamatu-Ma'afala (2003-04)
 48 — Chris Griffin (1996)
 49 — Ty Hallock (1997)
 50 — Tom Myslinski (1995), Eddie Robinson (1996-97), Erik Storz (1998-2000), Joe Wesley (2001), Tony Gilbert (2003-07)
 51 — Mark Williams (1995), Kevin Hardy (1996-01), Akin Ayodele (2002-05), Clint Ingram (2006-08)
 52 — Brant Boyer (1995-2000), Eric Westmoreland (2001-03), Daryl Smith (2004-08)
 53 — Santo Stephens (1995), Nate Dingle (1996), Eddie Mason (1998), T.J. Slaughter (2000-03), Hakim Akbar (2003), Pat Thomas (2005-07), Shantee Orr (2007), Thomas Williams (2008)
 54 — Keith Goganious (1995), Ty Hallock (1996), James Hamilton (1997-98), Chester Burnett (1999), Troy Pelshak (2000), Donny Green (2001), Mike Peterson (2003-08)
 55 — Tom McManus (1995-99), Danny Clark (2000-03), Greg Favors (2004-05), Nick Greisen (2006), Roy Manning (2007)
 56 — Jeff Lageman (1995-98), Lonnie Marts (1999), Hardy Nickerson (2000-01), Bobby Brooks (2002), Shannon Taylor (2003), Dean Humphrey (2003), Jason Gildon (2004), Kenny Pettway (2006), Justin Durant (2007-08)
 57 — Jeff Kopp (1996-98), Reggie Lowe (1998), Corey Terry (1999), Joseph Tuipala (2001-02), Tommy Hendricks (2004), Jamie Winborn (2005), Brent Hawkins (2006-07), Tim Shaw (2008)
 58 — Bryan Schwartz (1995-99), Lonnie Marts (2000), Jeff Posey (2001), Wali Rainer (2002), Hugh Douglas (2003), Jorge Cordova (2004-07), Marquis Cooper (2007)
 59 — Reggie Clark (1995-96), Edward Thomas (2000-02), Keith Mitchell (2003), Jimmy McClain (2004), Tracy White (2005), Brian Iwuh (2006-08)
 60 — Sammy Williams (2003)
 61 — Emarlos Leroy (1999), Dan Connolly (2005-06), Drew Miller (2008)
 62 — Ben Coleman (1995-99), Dennis Norman (2004-08)
 63 — Frank Cornish (1995), Michael Cheever (1996-98), Brad Meester (2000-08)
 64 — John Jurkovic (1996-98), Aaron Koch (2000-02), Jamar Nesbit (2003), Milford Brown (2008)
 65 — Bronzell Miller (1995), Quentin Neujahr (1998-2000), Chris Naeole (2002-08)
 66 — Shawn Bouwens (1995), Greg Huntington (1996-97), John Wade (1998-2002), Brett Romberg (2003-05), Derek Landri (2007-08)
 67 — Jeff Novak (1995-98), Steve Ingram (1999), Gannon Shepherd (2000-01), Daryl Terrell (2002), Vince Manuwai (2003-08)
 68 — Bruce Wilkerson (1995), Mark Nori (1997-98), Brenden Stai (2000), Derrick Fletcher (2004-05)
 69 — Eugene Chung (1995), Mark Baniewicz (2000-01), Roger Chanoine (2002), Khalif Barnes (2005-08)
 70 — Patrick Venzke (2001), Bob Whitfield (2004), Wayne Hunter (2006), Todd Wade (2008)
 71 — Tony Boselli (1995-2001)
 72 — Leon Searcy (1996-2000), Steve Zahursky (2001), Derrick Chambers (2001), Mike Pearson (2002-05), Charles Spencer (2008), Jordan Black (2008)
 73 — Brian DeMarco (1995-98), Jeff Smith (2000-01), Dave Kadela (2002), Stockar McDougle (2006-07), Jimmy Kennedy (2008)
 74 — Jimmy Herndon (1996), Lamanzer Williams (1998), Chris White (1999), Joe Chustz (2000), Maurice Williams (2001-08)
 75 — Eric Curry (1998-99), Michael Mason (2000), Marcellus Wiley (2005-06), Stefan Rodgers (2008)
 76 — Rich Tylski (1996-99), Dwayne Lefford (2000), Leander Jordan (2002-03), Ephraim Salaam (2004-05), Richard Collier (2006-07)
 77 — Andre Davis (1996), Zach Wiegert (1999-2002), Marques Ogden (2003), Mike Compton (2004), Uche Nwaneri (2007-08)
 78 — Greg Huntington (1995), Todd Fordham (1997-2002), Elton Patterson (2004, 06), Martin Chase (2005), Tutan Reyes (2007-08)
 79 — Dave Widell (1995-97), Anthony Cesario (1999), Reggie Nelson (2000), Drew Inzer (2002), Tony Pashos (2007-08)
 80 — Willie Jackson (1995-97), Kyle Brady (1999-2006), Isaac Smolko (2007), Jerry Porter (2008)
 81 — Desmond Howard (1995), Andre Rison (1996), Chris Griffin (1996), Will Moore (1997-98), R. Jay Soward (2000-01), Bobby Shaw (2002), Matthew Hatchette (2003), Mike Walker (2008)
 82 — Jimmy Smith (1995-2005)
 83 — Pete Mitchell (1995-98, 2002), Lenzie Jackson (1999), Greg DeLong (2000), Ryan Neufeld (2000), Joe Zelenka (2001), J.J. Stokes (2003), Kevin Johnson (2003), Todd Yoder (2004-05), Greg Estandia (2007-08)
 84 — Ernest Givins (1995), Terrence Warren (1995), Reggie Barlow (1996-2000), Sean Dawkins (2001), Patrick Johnson (2002), Jermaine Lewis (2003-04), Chad Owens (2005-07), Troy Williamson (2008)
 85 — Rich Griffith (1995-2000), Damon Gibson (2001-02), Henry Douglas (2002), Kevin Lockett (2002), Cortez Hantlon (2003-06), Richard Angelo (2007-08)
 86 — Derek Brown (1995-97), Alvis Whitted (1998-2001), Micah Ross (2001-03), Troy Edwards (2003), Brian Jones (2004-05), Dennis Northcutt (2007-08)
 87 — Cedric Tillman (1995), Keenan McCardell (1996-2001), Jimmy Redmond (2002), George Wrighter (2003-08)
 88 — Craig Keith (1995), Kendrick Bullard (1996), Ty Hallock (1996), Damon Jones (1997-2001), Joe Zelenka (2002-08)
 89 — Curtis Marsh (1995-96), Troy Sadowski (1998), Emanuel Smith (2000), Randal Williams (2001), Ryan Prince (2001), Chris Luzar (2002-03), Mercedes Lewis (2006-08)
 90 — James Williams (1995), Tony Brackens (1996-2003), Derrick Ransom (2004), James Wyche (2006), Grady Jackson (2007), Mkristo Bruce (2008)
 91 — Paul Frase (1995-96), Seth Payne (1997-01), Marco Coleman (2002), Anthony Maddox (2004-05), Kenny Pettway (2007), Derrick Harvey (2008)
 92 — Don Davey (1995-98), James Roberson (1999), Rob Meier (2000-08)
 93 — Ernie Logan (1995-96), Esera Tuoalo (1997), Jose White (1998), Kevin Landolt (1999), Emarlos Leroy (2000), Stalin Colinet (2002), Javor Mills (2002), Bobby McCray (2004-07), Quentin Groves (2008)
 94 — Kelvin Pritchett (1995-98), Larry Smith (1999-2002), Lionel Barnes (2003-04), Jim Davis (2005-06), Montavious Stanley (2006), Jeremy Mincey (2006-08)
 95 — Mike Thompson (1995), Jose White (1997), Bryce Paup (1998-99), Paul Spicer (2000-08)
 96 — Bernard Carter (1995), Ashley Sheppard (1995), Clyde Simmons (1996-97), Fernando Smith (1998), Gary Walker (1999-2001), Chris Combs (2002), Matt Leonard (2003), Willie Blade (2004), Eddie Freeman (2004), Tony McDaniel (2006-08)
 97 — Ray Hall (1995), Juan Hammonds (1996), Renaldo Wynn (1997-2001), Clenton Ballard (2002), Brandon Green (2003-04), Reggie Hayward (2005-08)
 98 — Corey Mayfield (1995), Jabbar Threats (1997-98), Regan Upshaw (1999), David Richie (2000), John Henderson (2003-08)
 99 — Joel Smeenge (1995-2000), Marcus Stroud (2001-07), Atiyah Ellison (2008)



CAREER LEADERS

RUSHING YARDS

PLAYER	YEARS	NO	YARDS	AVG	LG	TD
Fred Taylor	1998-2008	2,428	11,271	4.6	80t	62
James Stewart	1995-99	765	2,951	3.9	44t	33
Maurice Jones-Drew	2006-08	530	2,533	4.8	74t	34
Mark Brunell	1995-2003	429	2,219	5.2	38	14
Stacey Mack	1999-2002	372	1,498	4.0	54	19
Natrone Means	1996-97	396	1,330	3.4	35	11
David Garrard	2002-08	237	1,144	4.8	41t	9
Greg Jones	2004-08	257	869	3.4	27	9

PASSING YARDS

PLAYER	YEARS	COMP	ATT	PCT	YARDS	TD	INT	RTG
Mark Brunell	1995-2003	2,184	3,612	60.5	25,698	144	86	85.5
David Garrard	2002-08	856	1,399	61.2	9,672	51	29	85.3
Byron Leftwich	2003-06	789	1,344	58.7	9,042	51	36	80.5
Quinn Gray	2003-07	101	180	56.1	1,252	12	5	88.5
Steve Beuerlein	1995	71	142	50.5	952	4	7	60.5
Jonathan Quinn	1998-2001	66	125	52.8	748	3	4	65.7
Jay Fiedler	1999	61	94	64.9	656	2	2	83.5
Jamie Martin	1998, 2000	49	78	62.8	662	4	1	101.5

RECEPTIONS

PLAYER	YEARS	REC	YARDS	AVG	LG	TD
Jimmy Smith	1995-2005	862	12,287	14.3	75	67
Keenan McCardell	1996-2001	499	6,393	12.8	67t	30
Fred Taylor	1998-2008	286	2,361	8.3	78t	8
Kyle Brady	1999-2006	241	2,500	10.4	42t	13
Pete Mitchell	1995-98, 2002	191	2,089	10.9	45	11
Reggie Williams	2004-08	189	2,322	12.3	80t	18
Matt Jones	2005-08	166	2,153	13.0	49	15
Maurice Jones-Drew	2006-08	148	1,408	9.5	51t	4
Ernest Wilford	2004-07	140	1,994	14.2	46	14

RECEIVING YARDS

PLAYER	YEARS	YARDS	REC	AVG	LG	TD
Jimmy Smith	1995-2005	12,287	862	14.3	75	67
Keenan McCardell	1996-2001	6,393	499	12.8	67t	30
Kyle Brady	1999-2006	2,500	241	10.4	42t	13
Fred Taylor	1998-2008	2,361	286	8.3	78t	8
Reggie Williams	2004-08	2,322	189	12.3	80t	18
Matt Jones	2005-08	2,153	166	13.0	49	15
Pete Mitchell	1995-98, 2002	2,089	191	10.9	45	11
Ernest Wilford	2004-07	1,994	140	14.2	46	14

INTERCEPTIONS

PLAYER	YEARS	NO	YARDS	AVG	LG	TD
Rashean Mathis	2003-08	25	441	17.6	72t	3
Aaron Beasley	1996-2001	15	279	18.6	93t	2
Donovin Darius	1998-2006	14	189	13.5	39	0
Chris Hudson	1995-98	8	61	7.6	23	0
Mike Peterson	2003-08	8	89	11.1	26t	1
Jason Craft	1999-2003	7	33	4.7	21	0
Dave Thomas	1995-99	7	77	11.0	36	0
Marlon McCree	2001-03	7	139	19.9	53	0
Deon Grant	2004-06	7	58	8.3	29	0
Reggie Nelson	2007-08	7	76	10.9	37	0

SCORING

PLAYER	YEARS	TD	TDR	TDP	TDRt	PAT	FG	2PT	POINTS
Mike Hollis	1995-2001	0	0	0	0	239	175	0	764
Josh Scobee	2004-08	0	0	0	0	159	104	0	471
Fred Taylor	1998-2008	70	62	8	0	0	0	2	424
Jimmy Smith	1995-2005	69	0	67	2	0	0	2	418
Maurice Jones-Drew	2006-08	40	34	4	2	0	0	0	240
James Stewart	1995-99	38	33	5	0	0	0	0	228
Keenan McCardell	1996-2001	30	0	30	0	0	0	5	190
Stacey Mack	1999-2002	20	19	1	0	0	0	0	120
Reggie Williams	2004-08	18	0	18	0	0	0	2	112

ADMIN

COACHES

STAFF

PLAYERS

HISTORY

RECORDS

MISC.



PUNT RETURN AVERAGE

PLAYER	YEARS	NO	YARDS	AVG	LG	TD
Bobby Shaw	2002	25	310	12.4	69t	1
Brian Witherspoon	2008	17	192	11.3	38	0
David Allen	2003-04	42	468	11.1	52	0
Chris Hudson	1995-97	32	348	10.9	60	0
Reggie Barlow	1997-2000	146	1,581	10.8	85t	2
Desmond Howard	1995	24	246	10.3	40	0

KICKOFF RETURN AVERAGE

PLAYER	YEARS	NO	YARDS	AVG	LG	TD
Maurice Jones-Drew	2006-08	75	1,952	26.0	100t	2
Derrick Wimbush	2005-06	47	1,136	24.2	91t	1
Brian Witherspoon	2008	52	1,250	24.0	51	0
Shyrone Stith	2000	33	785	23.8	47	0
Mike Logan	1997-2000	29	675	23.4	53	0
Reggie Barlow	1997-2000	70	1,634	23.3	92t	1
Jimmy Smith	1995-2001	26	589	22.7	89t	1
Elvis Joseph	2001-2002	44	990	22.5	95t	1

SACKS

PLAYER	YEARS	SACKS
Tony Brackens	1996-2003	55.0
Joel Smeenge	1995-2000	34.0
Kevin Hardy	1996-2001	28.5
Paul Spicer	2000-08	28.5
John Henderson	2002-08	26.0
Gary Walker	1999-2001	22.5
Marcus Stroud	2001-07	22.0
Bobby McCray	2003-07	22.0
Rob Meier	2000-08	21.5
Reggie Hayward	2005-08	16.5

TACKLES

PLAYER	YEARS	NO
Donovin Darius	1998-2006	858
Mike Peterson	2003-08	837
Kevin Hardy	1996-2001	789
Daryl Smith	2004-08	612
John Henderson	2002-08	504
Akin Ayodele	2002-05	489
Bryan Schwartz	1995-97	487
Tony Brackens	1996-2003	469
Marcus Stroud	2001-07	457
Rashean Mathis	2003-08	403

YEARLY LEADERS

RUSHING

YEAR	PLAYER	NO	YARDS	AVG	LG	TD
1995	James Stewart	137	525	3.8	22	2
1996	James Stewart	190	723	3.8	34	8
1997	Natrone Means	244	823	3.4	20	9
1998	Fred Taylor	264	1,223	4.6	77t	14
1999	James Stewart	249	931	3.7	44t	13
2000	Fred Taylor	292	1,399	4.8	71	12
2001	Stacey Mack	213	877	4.1	54	9
2002	Fred Taylor	287	1,314	4.6	63t	8
2003	Fred Taylor	345	1,572	4.6	62	6
2004	Fred Taylor	260	1,224	4.7	46	2
2005	Fred Taylor	194	787	4.1	71t	3
2006	Fred Taylor	231	1,146	5.0	76	5
2007	Fred Taylor	223	1,202	5.4	80t	5
2008	Maurice Jones-Drew	197	824	4.2	46t	12

PASSING

YEAR	PLAYER	ATT	CMP	PCT	YARDS	TD	INT	RTG
1995	Mark Brunell	346	201	58.1	2,168	15	7	82.6
1996	Mark Brunell	557	353	63.4	4,367	19	20	84.0
1997	Mark Brunell	435	264	60.7	3,281	18	7	91.2
1998	Mark Brunell	354	208	58.8	2,601	20	9	89.9
1999	Mark Brunell	441	259	58.7	3,060	14	9	82.0
2000	Mark Brunell	512	311	60.7	3,640	20	14	84.0
2001	Mark Brunell	473	289	61.1	3,309	19	13	84.1
2002	Mark Brunell	416	245	58.9	2,788	17	7	85.7
2003	Byron Leftwich	418	239	57.2	2,819	14	16	73.0
2004	Byron Leftwich	441	267	60.5	2,941	15	10	82.2
2005	Byron Leftwich	302	175	57.9	2,123	15	5	89.3
2006	David Garrard	241	145	60.2	1,735	10	9	80.5
2007	David Garrard	325	208	64.0	2,509	18	3	102.2
2008	David Garrard	535	335	62.6	3,620	15	13	81.7

ADMIN

COACHES

STAFF

PLAYERS

HISTORY

RECORDS

MISC.



ADMIN

COACHES

STAFF

PLAYERS

HISTORY

RECORDS

MISC.

RECEPTIONS

YEAR	PLAYER	REC	YARDS	AVG	LG	TD
1995	Willie Jackson	53	589	11.1	45	5
1996	Keenan McCardell	85	1,129	13.3	52	3
1997	Keenan McCardell	85	1,165	13.7	60	5
1998	Jimmy Smith	78	1,182	15.2	72t	8
1999	Jimmy Smith	116	1,636	14.1	62	6
2000	Keenan McCardell	94	1,207	12.8	67t	5
2001	Jimmy Smith	112	1,373	12.3	35t	8
2002	Jimmy Smith	80	1,027	12.8	47	7
2003	Jimmy Smith	54	805	14.9	67	4
2004	Jimmy Smith	74	1,172	15.8	65	6
2005	Jimmy Smith	70	1,023	14.6	45t	6
2006	Reggie Williams	52	616	11.8	48	4
2007	Ernest Wilford	45	518	11.5	35	3
2008	Matt Jones	65	761	11.7	35	2

RECEIVING YARDS

YEAR	PLAYER	YARDS	REC	AVG	LG	TD
1995	Willie Jackson	589	53	11.1	45	5
1996	Jimmy Smith	1,244	83	15.0	62	7
1997	Jimmy Smith	1,324	82	16.1	75	4
1998	Jimmy Smith	1,182	78	15.2	72t	8
1999	Jimmy Smith	1,636	116	14.1	62	6
2000	Jimmy Smith	1,213	91	13.3	65t	8
2001	Jimmy Smith	1,373	112	12.3	35t	8
2002	Jimmy Smith	1,027	80	12.8	47	7
2003	Jimmy Smith	805	54	14.9	67	4
2004	Jimmy Smith	1,172	74	15.8	65	6
2005	Jimmy Smith	1,023	70	14.6	45t	6
2006	Matt Jones	643	41	15.7	49	4
2007	Reggie Williams	629	38	16.6	80t	10
2008	Matt Jones	761	65	11.7	35	2

SCORING

YEAR	PLAYER	TD	TDR	TDP	PAT	FG	2PAT	POINTS
1995	Mike Hollis	0	0	0	27	20	0	87
1996	Mike Hollis	0	0	0	27	30	0	117
1997	Mike Hollis	0	0	0	41	31	0	134
1998	Mike Hollis	0	0	0	45	21	0	108
1999	Mike Hollis	0	0	0	37	31	0	130
2000	Mike Hollis	0	0	0	33	24	0	105
2001	Mike Hollis	0	0	0	29	18	0	83
2002	Stacey Mack	9	9	0	0	0	0	54
2003	Seth Marler	0	0	0	30	20	0	90
2004	Josh Scobee	0	0	0	21	24	0	93
2005	Josh Scobee	0	0	0	38	23	0	107
2006	Josh Scobee	0	0	0	41	26	0	119
2007	Josh Scobee	0	0	0	26	12	0	62
2008	Josh Scobee	0	0	0	33	19	0	90

PUNT RETURNS

YEAR	PLAYER	NO	FC	YARDS	AVG	LG	TD
1995	Desmond Howard	24	8	246	10.3	40	0
1996	Chris Hudson	32	12	348	10.9	60	0
1997	Reggie Barlow	36	16	412	11.4	52	0
1998	Reggie Barlow	43	14	555	12.9	85t	1
1999	Reggie Barlow	38	17	414	10.9	74t	1
2000	Reggie Barlow	29	14	200	6.9	21	0
2001	Damon Gibson	38	22	333	8.8	24	0
2002	Bobby Shaw	25	17	310	12.4	69t	1
2003	David Allen	27	15	324	12.0	52	0
2004	Jermaine Lewis	23	7	227	9.9	50	0
2005	Alvin Pearman	49	15	410	8.4	24	0
2006	Alvin Pearman	32	16	283	8.8	29	0
2007	Dennis Northcutt	26	13	240	9.2	37	0
2008	Brian Witherspoon	17	9	192	11.3	38	0



KICKOFF RETURNS

YEAR	PLAYER	NO	YDS	AVG	LG	TD	YEAR	PLAYER	NO	YDS	AVG	LG	TD
1995	Jimmy Smith	24	540	22.5	89t	1	2002	Elvis Joseph	27	562	20.8	53	0
1996	Randy Jordan	26	553	21.3	73	0	2003	David Allen	41	831	20.3	61	0
1997	Willie Jackson	32	653	20.4	38	0	2004	Jermaine Lewis	21	386	18.4	26	0
1998	Reggie Barlow	30	747	24.9	91	0	2005	Derrick Wimbush	39	955	24.5	91t	1
1999	Reggie Barlow	19	396	20.8	56	0	2006	Maurice Jones-Drew	31	860	27.7	93t	1
2000	Shyrome Stith	33	785	23.8	47	0	2007	Maurice Jones-Drew	31	811	26.2	100t	1
2001	Damon Gibson	26	511	19.7	35	0	2008	Brian Witherspoon	52	1,250	24.0	51	0

INTERCEPTIONS

YEAR	PLAYER	INT	YDS	AVG	LG	TD	YEAR	PLAYER	INT	YDS	AVG	LG	TD
1995	Harry Colon	3	46	15.3	41	0		Mike Logan	2	14	7.0	14	0
1996	Chris Hudson	2	25	12.5	21	0	2001	Hardy Nickerson	3	4	1.3	2	0
	Kevin Hardy	2	19	9.5	13	0		Aaron Beasley	3	0	0.0	0	0
	Dave Thomas	2	7	3.5	8	0	2002	Marlon McCree	6	129	21.5	53	0
	Travis Davis	2	0	0.0	0	0	2003	Mike Peterson	3	8	2.7	7	0
1997	Deon Figures	5	48	9.6	32	0	2004	Donovin Darius	5	80	16.0	37	0
1998	Aaron Beasley	3	35	11.7	34	0		Rashean Mathis	5	42	8.4	21	0
	Chris Hudson	3	10	3.3	8	0	2005	Rashean Mathis	5	79	15.8	41t	1
1999	Aaron Beasley	6	200	33.3	93t	2	2006	Rashean Mathis	8	146	18.3	55	0
2000	Rayna Stewart	2	37	18.5	24	0	2007	Reggie Nelson	5	76	15.2	37	0
	Donovin Darius	2	26	13.0	21	0	2008	Rashean Mathis	4	151	37.8	72t	2
								Gerald Sensabaugh	4	38	9.5	23	0

PUNTING

YEAR	PLAYER	NO	YARDS	AVG	NET	TB	IN20	LG	BL
1995	Bryan Barker	82	3,591	43.8	38.6	5	19	63	0
1996	Bryan Barker	69	3,016	43.7	35.6	8	16	62	0
1997	Bryan Barker	66	2,964	44.9	38.8	8	27	64	0
1998	Bryan Barker	85	3,824	45.0	38.5	11	28	65	0
1999	Bryan Barker	78	3,260	41.8	36.9	6	32	83	0
2000	Bryan Barker	76	3,194	42.0	34.4	5	29	65	0
2001	Chris Hanson	82	3,577	43.6	37.1	12	24	59	0
2002	Chris Hanson	81	3,583	44.2	37.6	10	27	64	0
2003	Mark Royals	45	1,852	41.2	34.8	5	9	51	0
2004	Chris Hanson	84	3,592	42.8	35.5	9	28	69	0
2005	Chris Hanson	82	3,517	42.9	36.9	11	33	74	1
2006	Chris Hanson	72	2,920	40.6	33.4	7	20	58	1
2007	Adam Podlesh	54	2,249	41.6	36.9	2	14	76	0
2008	Steve Weatherford	21	915	43.6	37.7	3	2	57	0
2008	Adam Podlesh	46	1,989	43.2	36.6	5	12	60	0

SACKS

YEAR	PLAYER	SACKS
1995	Joel Smeenge	4.0
1996	Clyde Simmons	7.5
1997	Clyde Simmons	8.5
1998	Joel Smeenge	7.5
1999	Tony Brackens	12.0
2000	Tony Brackens	7.5
2001	Tony Brackens	11.0
2002	Marcus Stroud, John Henderson	6.5
2003	Tony Brackens	6.0
2004	Greg Favors, John Henderson	5.5
2005	Reggie Hayward	8.5
2006	Bobby McCray	10.0
2007	Paul Spicer	7.5
2008	Reggie Hayward	4.5

TACKLES

YEAR	PLAYER	TACKLES
1995	Bryan Schwartz	161
1996	Eddie Robinson	165
1997	Bryan Schwartz	165
1998	Kevin Hardy	186
1999	Kevin Hardy	153
2000	Kevin Hardy	149
2001	Hardy Nickerson	230
2002	Wali Rainer	188
2003	Mike Peterson	167
2004	Mike Peterson	178
2005	Mike Peterson	190
2006	Daryl Smith	170
2007	Sammy Knight	132
2008	Mike Peterson	139



1995 STATISTICS (4-12)

Head Coach: Tom Coughlin

DATE	OPPONENT	SCORE	W/L	ATT
Sept. 3	HOUSTON	3-10	L	72,363
Sept. 10	at Cincinnati	17-24	L	48,318
Sept. 17	at N.Y. Jets	10-27	L	49,970
Sept. 24	GREEN BAY	14-24	L	66,744
Oct. 1	at Houston	17-16	W	36,346
Oct. 8	PITTSBURGH	20-16	W	72,042
Oct. 15	CHICAGO	27-30	L	72,020
Oct. 22	at Cleveland	23-15	W	64,405
Oct. 29	at Pittsburgh	7-24	L	54,516
Nov. 5	Open date			
Nov. 12	SEATTLE	30-47	L	71,290
Nov. 19	at Tampa Bay	16-17	L	71,629
Nov. 26	CINCINNATI	13-17	L	68,249
Dec. 3	at Denver	23-31	L	72,231
Dec. 10	INDIANAPOLIS	31-41	L	66,099
Dec. 17	at Detroit	0-44	L	70,204
Dec. 24	CLEVELAND	24-21	W	66,007

	JAY	OPP
TOTAL FIRST DOWNS	283	320
Rushing	100	121
Passing	154	177
Penalty	29	22
3rd Down: Made/Att.	74/205	107/222
3rd Down Pct.	36.1	48.2
4th Down: Made/Att.	6/15	10/16
4th Down Pct.	40.0	62.5
POSSESSION AVG.	28.37	31.23
TOTAL NET YARDS	4495	5515
Average Per Game	280.9	344.7
Total Plays	962	1030
Average Per Play	4.7	5.4
NET YARDS RUSHING	1705	2003
Average Per Game	106.6	125.2
Total Rushes	410	504
NET YARDS PASSING	2790	3512
Average Per Game	174.4	219.5
Sacked/Yards Lost	57/354	17/72
Gross Yards	3144	3584
Att./Comp.	495/275	509/304
Completion Pct.	55.6	59.7
Had Intercepted	15	13
PUNTS/AVERAGE	82/43.8	61/42.0
NET PUNTING AVG.	38.6	36.1
PENALTIES/YARDS	121/970	102/958
FUMBLES/BALL LOST	23/13	22/11
TOUCHDOWNS	31	46
Rushing	9	17
Passing	19	28
Returns	3	1

BY PERIODS	1	2	3	4	OT	TPTS.
Jaguars	64	67	28	116	0	275
Opponents	75	138	91	100	0	404

SCORING	TD	RL	PA	RT	PAT	FG	S	TP
Hollis	0	0	0	0	2/28	20/27	0	87
Jackson	5	0	5	0	0	0	0	32
Smith	5	0	3	2	0	0	0	30
Brunell	4	4	0	0	0	0	0	24
Givins	3	0	3	0	0	0	0	18
Stewart	3	2	1	0	0	0	0	18
Tilman	3	0	3	0	0	0	0	18
Dunbar	2	2	0	0	0	0	0	12
Mitchell	2	0	2	0	0	0	0	12
Christopherson	1	1	0	0	0	0	0	6
Howard	1	0	1	0	0	0	0	6
Jordan	1	0	1	0	0	0	0	6
Washington	1	0	0	1	0	0	0	6
Jaguars	31	9	19	3	2/28	20/27	0	275
Opponents	46	17	28	1	45/45	27/31	1	404

2-point conversions: W. Jackson, Jaguars 1-3. Opponents 0-1

PASSING	ATT	CMP	PCT	YARDS	YDS/ATT	TD	INT	LG	SK/YDS	RATING
Brunell	346	201	58.1	2168	6.27	15	7	45	39/238	82.6
Beuerlein	142	71	50.0	952	6.70	4	7	71	17/103	60.5
Johnson	7	3	42.9	24	3.43	0	1	19	1/13	12.5
Jaguars	495	275	55.6	3144	6.35	19	15	71	57/354	75.0
Opponents	509	304	59.7	3584	7.04	28	13	68	17/72	88.9

RUSHING	NO	YDS	AVG	LG	TD
Stewart	137	525	3.8	22	2
Brunell	67	480	7.2	27	4
Dunbar	110	361	3.3	26	2
Maston	41	186	4.5	21	0
Jordan	21	62	3.0	10	0
Beuerlein	5	32	6.4	13	0
Cobb	9	18	2.0	5	0
Johnson	3	17	5.7	7	0
Christopherson	16	16	1.0	10	1
Howard	1	8	8.0	8	0
Jaguars	410	1705	4.2	27	9
Opponents	504	2003	4.0	86	17

RECEIVING	NO	YDS	AVG	LG	TD
Jackson	53	589	11.1	45	5
Mitchell	41	527	12.9	35	2
Tilman	30	368	12.3	28	3
Givins	29	280	9.7	18	3
Howard	26	276	10.6	24	1
J. Smith	22	288	13.1	33	3
Stewart	21	190	9.0	38	1
Maston	18	131	7.3	19	0
Griffith	16	243	15.2	39	0
Marsh	7	127	18.1	34	0
Jordan	5	89	17.8	71	1
Keith	3	20	6.7	9	0
Dunbar	2	11	5.5	8	0
Laro	1	6	6.0	6	0
Christopherson	1	1	1.0	1	0
Jaguars	275	3144	11.4	71	19
Opponents	304	3584	11.8	68	28

INTERCEPTIONS	NO	YDS	AVG	LG	TD
Colon	3	46	15.3	41	0
Williams	2	19	9.5	16	0
Goganious	2	11	5.5	6	0
Washington	1	48	48.0	48	1
Carrington	1	17	17.0	17	0
Smeenge	1	12	12.0	12	0
Grow	1	2	2.0	2	0
Clark	1	0	0.0	0	0
Dumas	1	0	0.0	0	0
Jaguars	13	155	11.9	48	1
Opponents	15	178	11.9	45	0

PUNTING	NO	YDS	AVG	NET	TR	IN	LG	RT
Barker	82	3591	43.8	38.6	5	19	63.0	0
Jaguars	82	3591	43.8	38.6	5	19	63.0	0
Opp.	61	2564	42.0	36.1	6	30	58.1	0

PUNT RET	NO	FG	YDS	AVG	LG	TD
Howard	24	8	246	10.3	40	0
Givins	2	0	-7	-3.5	-1	0
Tilman	2	0	6	3.0	9	0
Jackson	1	0	-2	-2.0	-2	0
Jaguars	29	8	243	8.4	40	0
Opponents	45	11	323	7.2	25	0

KICKOFF RET	NO	YDS	AVG	LG	TD
J. Smith	24	540	22.5	89	1
Jackson	19	404	21.3	47	0
Marsh	15	323	21.5	39	0
Howard	10	178	17.8	24	0
Dunbar	2	32	16.0	21	0
Jordan	2	41	20.5	21	0
Griffith	1	9	9.0	9	0
Maston	1	5	5.0	5	0
Jaguars	74	1532	20.7	94	1
Opponents	54	1278	23.7	95	1

Standings: Fifth in AFC Central

FGS	1-19	20-29	30-39	40-49	50+
Hollis	0/0	7/9	7/8	4/7	2/3
Jaguars	0/0	7/9	7/8	4/7	2/3
Opponents	2/2	10/10	9/9	5/8	1/2

Hollis: (36N, 26G), (29G), (34G), (1), (22G), (53G), (32G), (47N, 49G, 40G, 54N), (31G), (1), (26G, 50G, 29G), (22G), (41N, 47B, 36G, 39G), (47G), (27G, 37G), (27N), (42G, 21G, 34G)

Opponents: (19G), (42G, 48N), (21G, 48G), (47N, 49G), (29G, 53G, 32G, 52N), (41G, 19G, 22G), (25G, 21G, 20G), (36G, 29G, 21G), (36G), (25G), (33G), (31G), (38G), (22G, 44G), (38G, 39G, 33G), (40N)

SACKS
Smeenge 4.0, Davey 3.0, Lageman 3.0, Logan 3.0, Mayfield 1.5, Pritchett 1.5, Frase 1.0, Jaguars 17. Opponents 57.

TACKLES (Solo, Assists, Total)
Schwartz (88-73-161), Goganious (59-73-132), Pritchett (50-51-101), Colon (58-22-80), J. Williams (49-30-79), Davey (39-36-75), Smeenge (40-33-73), V. Clark (59-10-69), Washington (57-8-65), Lageman (26-23-49), Dumas (36-18-54), M. Williams (26-23-49), T. Davis (30-11-41), Thomas (32-7-39), Mayfield (18-16-34), McCaman (15-16-31), Frase (16-13-29), Carrington (14-4-18), Logan (10-6-16), Grow (4-5-9), Stephens (3-6-9), Carter (3-5-8), Sheppard (6-1-7), Hall (5-1-6), Green (4-2-6), B. Clark (1-4-5), Miller (0-2-2), Thompson (0-2-2)

USUAL STARTING LINEUP

OFFENSE
WR Ernest Givins (9)
WR Jimmy Smith (4)
LT Tony Boselli (12)
LG Shawn Bouwens (9)
TE Jeff Novak (7)
C Dave Widell (16)
RG Tom Myslinski (9)
RC Ben Coleman (5)
RT Brian DeMarco (16)
TE Rich Griffith (15)
Pete Mitchell (5)
WR Willie Jackson (10)
Desmond Howard (6)
QB Mark Brunell (10)
Steve Beuerlein (6)
RB James Stewart (8)
Vaughn Dunbar (6)
FB Le'Shai Maston (10)

DEFENSE
LE Joel Smeenge (11)
LT Kelvin Pritchett (16)
RT Don Davey (12)
RE Jeff Lageman (11)
Paul Frase (5)
SLB Keith Goganious (10)
James Williams (6)
MLB Bryan Schwartz (9)
Keith Goganious (5)
WLB Mark Williams (10)
Joel Smeenge (4)
LCB Vinnie Clark (16)
RCB Mickey Washington (16)
LS Harry Colon (11)
Travis Davis (5)
RS Mike Dumas (8)
Harry Colon (5)



1996 STATISTICS (9-7)

Head Coach: Tom Coughlin

DATE	OPPONENT	SCORE	W/L	ATT
Sep. 1	PITTSBURGH	24-9	W	70,210
Sep. 8	HOUSTON	27-34	L	66,468
Sep. 15	at Oakland	3-17	L	46,291
Sep. 22	at New England (OT)	25-28	L	59,446
Sep. 29	CAROLINA	24-14	W	71,537
Oct. 6	at New Orleans	13-17	L	34,231
Oct. 13	N.Y. JETS	21-17	W	65,699
Oct. 20	at St. Louis	14-17	L	60,066
Oct. 27	at Cincinnati	21-28	L	45,890
Nov. 3	Open date			
Nov. 10	BALTIMORE	30-27	W	64,628
Nov. 17	at Pittsburgh	3-28	L	58,879
Nov. 24	at Baltimore (OT)	28-25	W	57,384
Dec. 1	CINCINNATI	30-27	W	57,408
Dec. 8	at Houston	23-17	W	20,196
Dec. 15	SEATTLE	20-13	W	66,134
Dec. 22	ATLANTA	19-17	W	71,449
Dec. 28	at Buffalo	30-27	W	70,213
Jan. 4	at Denver	30-27	W	75,678
Jan. 12	at New England	6-20	L	60,190

Postseason: 2-1

RUSHING	NO	YDS	AVG	LG	TD
Stewart	190	723	3.8	34	8
Means	152	507	3.3	35	2
Brunell	80	396	5.0	33	3
Maston	8	22	2.8	7	0
Jackson	1	2	2.0	2	0
Jaguars	431	1650	3.8	35	13
Opponents	447	1781	4.0	76	9

RECEIVING	NO	YDS	AVG	LG	TD
McCardell	85	1129	13.3	52	3
Smith	83	1244	15.0	62	7
Mitchell	52	575	11.1	30	1
Rison	34	458	13.5	61	2
Jackson	33	486	14.7	58	3
Stewart	30	177	5.9	21	2
Brown	17	141	8.3	16	0
Means	7	45	6.4	11	1
Maston	6	54	9.0	17	0
Griffith	5	53	10.6	18	0
Hallock	1	5	5.0	5	0
Jaguars	353	4367	12.4	62	19
Opponents	291	3551	12.2	63	24

Standings: Second in AFC Central

SACKS
 Simmons 7.5, Brackens 7.0, Hardy 5.5, Smeenge 5.0, Lageman 4.5, Pritchett 2.0, Beasley 1.0, Jurkovic 1.0, Robinson 1.0, Davey 0.5, T. Davis 0.5, Hudson 0.5, **Jaguars 37, Opponents 50.**

TACKLES (Solo, Assists, Total)
 Robinson (67-98-165), Hardy (65-65-130), McManus (57-62-119), Washington (65-9-74), Jurkovic (39-33-72), Simmons (25-41-66), Brackens (43-22-65), T. Davis (40-25-65), Hudson (50-14-64), Lageman (46-16-64), Hall (42-18-60), Davey (26-34-60), Smeenge (20-23-43), Schwartz (20-22-42), Pritchett (17-22-39), Thomas (33-3-36), Massey (30-4-34), Beasley (25-6-31), Clark (15-1-16), Boyer (3-4-7), Frase (1-6-7), Logan (4-0-4), Brooks (4-0-4), Bell (2-1-3), A. Davis (0-2-2)

	JAX	OPP
TOTAL FIRST DOWNS	325	316
Rushing	90	110
Passing	208	181
Penalty	27	25
3rd Down: Made/Att.	87/208	93/211
3rd Down Pct.	41.8	44.1
4th Down: Made/Att.	5/8	3/8
4th Down Pct.	62.5	37.5
POSSESSION AVG.	31:18	28:42
TOTAL NET YARDS	5760	5095
Average Per Game	360.0	318.4
Total Plays	1038	993
Average Per Play	5.5	5.1
NET YARDS RUSHING	1650	1781
Average Per Game	103.1	111.3
Total Rushes	431	447
NET YARDS PASSING	4110	3314
Average Per Game	256.9	207.1
Sacked/Yards Lost	50/257	37/237
Gross Yards	4367	3551
Att./Comp.	557/353	509/291
Completion Pct.	63.4	57.2
Had Intercepted	20	13
PUNTS/AVERAGE	69/43.7	71/42.0
NET PUNTING AVG.	69/35.6	71/34.5
PENALTIES/YARDS	127/1006	97/800
FUMBLES/BALL LOST	29/10	26/14
TOUCHDOWNS	33	37
Rushing	13	9
Passing	19	24
Returns	1	4

INTERCEPTIONS	NO	YDS	AVG	LG	TD
Hudson	2	25	12.5	21	0
Hardy	2	19	9.5	13	0
Thomas	2	7	3.5	8	0
Davis	2	0	0.0	0	0
Brackens	1	27	27.0	27	0
Hall	1	20	20.0	20	0
Clark	1	15	15.0	15	0
Washington	1	1	1.0	1	0
Beasley	1	0	0.0	0	0
Jaguars	13	114	8.8	27	0
Opponents	20	370	18.5	92	3

PUNTING	NO	YDS	AVG	NET	TR	IN	LG	R
Barker	69	3016	43.7	35.6	8	16	62	0
Jaguars	69	3016	43.7	35.6	8	16	62	0
Opp.	71	2979	42.0	34.5	9	19	70	0

USUAL STARTING LINEUP

PUNTS RET	NO	FC	YDS	AVG	LG	TD
Hudson	32	12	348	10.9	60	0
McCardell	1	1	2	2.0	2	0
Thomas	1	0	1	1.0	1	0
Jaguars	34	13	351	10.3	60	0
Opponents	44	7	400	9.1	40	0

KICKOFF RET	NO	YDS	AVG	LG	TD
Jordan	26	553	21.3	73	0
Brooks	17	412	24.2	36	0
Bullard	7	157	22.4	36	0
Jackson	7	149	21.3	27	0
Bell	6	119	19.8	28	0
Griffith	2	24	12.0	16	0
Maston	2	49	24.5	29	0
Jaguars	67	1463	21.8	73	0
Opponents	71	1674	23.6	62	0

OFFENSE

- WR Andre Rison (9)
- Jimmy Smith (7)
- LT Tony Boselli (16)
- LG Ben Coleman (16)
- C Dave Widell (14)
- RG Brian DeMarco (9)
- Rich Tylski (7)
- RT Leon Searcy (16)
- TE Derek Brown (14)
- Pete Mitchell (7)
- WR Keenan McCardell (15)
- QB Mark Brunell (16)
- RB James Stewart (11)
- Natrone Means (4)
- FB Le'Shai Maston (8)

DEFENSE

- LE Joel Smeenge (10)
- Jeff Lageman (6)
- LT Don Davey (11)
- RT John Jurkovic (14)
- RE Clyde Simmons (13)
- SLB Kevin Hardy (15)
- MLB Tom McManus (11)
- WLB Eddie Robinson (15)
- LCB Aaron Beasley (5)
- Dave Thomas (5)
- Vinnie Clark (4)
- RCB Mickey Washington (16)
- Dana Hall (9)
- Travis Davis (7)
- RS Chris Hudson (16)

BY PERIODS	1	2	3	4	OT	PTS.
Jaguars	68	80	80	94	3	325
Opponents	70	117	65	80	3	335

SCORING	TD	BL	PA	RT	PAT	FG	S	TP
Hollis	0	0	0	0	27/27	30/36	0	117
Stewart	10	8	2	0	0	0	0	60
Smith	7	0	7	0	0	0	0	42
Brunell	3	3	0	0	0	0	0	22
McCardell	3	0	3	0	0	0	0	22
Jackson	3	0	3	0	0	0	0	20
Means	3	2	1	0	0	0	0	18
Rison	2	0	2	0	0	0	0	12
Mitchell	1	0	1	0	0	0	0	6
Washington	1	0	0	0	0	0	0	6
Jaguars	33	13	19	1	27/27	30/36	0	325
Opponents	37	9	24	4	33/35	26/34	0	335

2-point conversions: Brunell 2, McCardell 2, Jackson 1, **Jaguars 5-6, Opponents 1-2**

FGS	1-19	20-29	30-39	40-49	50+
Hollis	2/2	9/9	12/14	5/8	2/3
Jaguars	2/2	9/9	12/14	5/8	2/3
Opponents	0/0	16/16	5/7	5/10	0/1

Hollis: (52G), (38G, 37G, 31N), (33G), (42N, 27G), (53G), (48N, 36G, 19G), (35G, 40G), (1, 1), (23G, 33G, 24G), (40G), (29G, 41N, 34G), (25G, 46G, 40G, 39G, 39G, 20G), (51N, 34G, 38G, 31G), (36G, 19G, 39G), (23G, 26G, 22G, 42G).
 Opponents: (48G, 29G, 23G), (32G, 29G), (32G), (23G, 30G, 29G, 44N, 41G, 40G), (45N), (27G), (20G, 36N), (25G), (1), (21G, 21G), (51N), (21G, 29G, 41G, 33G, 49N), (42B, 22G, 34G), (44N, 27G), (27G, 24G), (46G, 30N)

PASSING	ATT	CMP	PCT	YARDS	YDS/ATT	TD	INT	LG	SK/YDS	RATING
Brunell	557	353	63.4	4367	7.84	19	20	62	50/257	84.0
Jaguars	557	353	63.4	4367	7.84	19	20	62	50/257	84.0
Opponents	509	291	57.2	3551	6.98	24	13	63	37/237	83.9

ADMIN

COACHES

STAFF

PLAYERS

HISTORY

RECORDS

MISC.



1997 STATISTICS (11-5)

Head Coach: Tom Coughlin

Postseason: 0-1

Standings: Second in AFC Central

DATE	OPPONENT	SCORE	W	L	ATT
Aug. 31	at Baltimore	28-27	W		61,018
Sep. 7	NY GIANTS	40-13	W		70,581
Sep. 14	Open date				
Sep. 22	PITTSBURGH	30-21	W		73,016
Sep. 28	at Washington	12-24	L		74,421
Oct. 5	CINCINNATI	21-13	W		67,128
Oct. 12	PHILADELPHIA	38-21	W		69,150
Oct. 19	at Dallas	22-26	L		64,646
Oct. 26	at Pittsburgh (OT)	17-23	L		57,011
Nov. 2	at Tennessee	30-24	W		27,208
Nov. 9	KANSAS CITY	24-10	W		70,444
Nov. 16	TENNESSEE	17-9	W		70,070
Nov. 23	at Cincinnati	26-31	L		55,158
Nov. 30	BALTIMORE	29-27	W		63,712
Dec. 7	NEW ENGLAND	20-26	L		73,446
Dec. 14	at Buffalo	20-14	W		41,231
Dec. 21	at Oakland	20-9	W		40,032
Dec. 27	at Denver	17-42	L		74,481

RUSHING	NO	YDS	AVG	LG	TD
Means	244	823	3.4	20	9
Stewart	136	555	4.1	33	8
Brunell	48	257	5.4	15	2
Johnson	10	34	3.4	25t	1
Hallock	4	21	5.3	11	0
Jackson	3	14	4.7	13	0
Matthews	1	10	10.0	10	0
Shelton	6	4	0.7	2	0
Jordan	1	2	2.0	2	0
Barker	1	0	0.0	0	0
Jaguars	454	1720	3.8	33	20
Opponents	455	1734	3.8	30	12

RECEIVING	NO	YDS	AVG	LG	TD
McCardell	85	1164	13.7	60	5
Smith	82	1324	16.1	75	4
Stewart	41	336	8.2	40	1
Mitchell	35	380	10.9	33	4
Hallock	18	131	7.3	23	1
Jackson	17	206	12.1	45	2
Means	15	104	6.9	21	0
Brown	8	84	10.5	21	1
Jones	5	87	17.4	26t	2
Barlow	5	74	14.8	29	1
Hall	1	22	22.0	22	0
Moore	1	10	10.0	10	0
Jaguars	313	3922	12.5	75	20
Opponents	320	3835	12.0	64t	24

INTERCEPTIONS	NO	YDS	AVG	LG	TD
Figures	5	48	9.6	32	0
Hudson	3	26	8.7	23	0
Thomas	2	34	17.0	23	0
Davis	1	23	23.0	23	0
Kopp	1	9	9.0	9	0
Beasley	1	5	5.0	5	0
Robinson	1	0	0.0	0	0
Jaguars	14	145	10.4	32	0
Opponents	9	184	20.4	47t	2

PUNTING	NO	YDS	AVG	NET	TR	IG	R
Barker	66	2964	44.9	38.8	8	27	64
Jaguars	65	2964	44.9	38.8	8	27	64
Opp.	73	3060	41.9	34.4	7	20	72

PUNT RET	NO	FC	YDS	AVG	LG	TD
Barlow	36	16	412	11.4	52	0
Jaguars	36	16	412	11.4	52	0
Opponents	29	7	241	8.3	25	0

KICKOFF RET	NO	YDS	AVG	LG	TD
Jackson	32	653	20.4	38	0
Barlow	10	267	26.7	92t	1
Logan	10	236	23.6	39	0
Mitchell	2	17	8.5	12	0
Davis	1	9	9.0	9	0
Hallock	1	6	6.0	6	0
Moore	1	36	36.0	36	0
Parker	1	9	9.0	9	0
Jaguars	58	1233	21.3	92t	1
Opponents	77	1730	22.5	85	0

FGS	1-19	20-29	30-39	40-49	50+
Hollis	2/2	12/14	8/9	7/9	2/2
Jaguars	2/2	12/14	8/9	7/9	2/2
Opponents	1/1	3/3	9/12	4/8	0/1

HOLLIS (43N), (29G, 52G, 35N, 42G), (29N, 20G, 45G, 38N, 27G), (30G, 42G, 25G, 47G), (27N), (38G), (L), (29G), (30G, 30G, 37G), (52G), (23G), (21G, 35G, 29G, 25G), (41G, 42G, 31G, 29G, 22G), (44N), (19G, 47G), (19G, 23G)

OPPONENTS: (33G, 25G), (L), (40B), (33N, 41G), (L), (43N), (37G, 21G, 63N), (19G), (33N, 36G, 41N), (45G), (41N, 35G), (20G), (L), (44G, 41G, 33G, 39G, 32N), (38G, 31G), (33G)

SACKS
 Simmons 8.5, Brackens 7.0, Smeenge 6.5, Lageman 5.0, Davey 3.0, Pritchett 3.0, Hardy 2.5, Wynn 2.5, Davis 2.0, Robinson 2.0, Boyer 1.5, Hamilton 1.0, Kopp 1.0, Tualo 1.0, Schwartz 0.5, Jaguars 48, Opponents 40.

TACKLES (Solo, Assists, Total)
 Schwartz (69-96-165), Robinson (70-91-161), T. Davis (88-28-116), Thomas (75-13-88), Hudson (61-19-80), Hardy (34-39-73), Simmons (31-40-71), Figures (60-3-63), Brackens (36-26-62), Wynn (25-35-60), Lageman (26-30-56), Smeenge (25-30-55), Davey (16-38-54), Pritchett (20-24-44), Boyer (27-16-43), Payne (13-19-32), Beasley (26-5-31), Tualo (12-14-26), Kopp (7-7-14), Hall (11-3-14), Devine (7-1-0), Jurkovic (4-2-0), White (3-3-6), Logan (5-0-5), Hamilton (2-1-3), Brooks (1-1-2), Parker (0-1-1)

	JAX	OPP
TOTAL FIRST DOWNS	308	318
Rushing	103	107
Passing	187	190
Penalty	18	21
3rd Down: Made/Att.	82/209	102/226
3rd Down Pct.	39.2	45.1
4th Down: Made/Att.	5/12	12/23
4th Down Pct.	41.7	52.2
POSSESSION AVG.	29:40	30:20
TOTAL NET YARDS	5424	5238
Average Per Game	339.0	327.4
Total Plays	998	1035
Average Per Play	5.4	5.1
NET YARDS RUSHING	1720	1734
Average Per Game	107.5	108.4
Total Rushes	454	455
NET YARDS PASSING	3704	3504
Average Per Game	231.5	219.0
Sacked/Yards Lost	40/218	48/331
Gross Yards	3922	3835
Att./Comp.	504/313	532/320
Completion Pct.	62.1	60.2
Had Intercepted	9	14
PUNTS/AVERAGE	66/44.9	73/41.9
NET PUNTING AVG.	66/38.8	73/34.4
PENALTIES/YARDS	110/914	90/800
FUMBLER/BALL LOST	17/11	26/15
TOUCHDOWNS	43	39
Rushing	20	12
Passing	20	24
Returns	3	3

BY PERIODS	1	2	3	4	OT	PTS
Jaguars	117	111	66	100	0	394
Opponents	65	91	58	98	6	318

SCORING	TD	RU	PA	RT	PAT	FG	S	TP
Hollis	0	0	0	0	41/41	31/36	0	134
Means	9	9	0	0	0	0	0	54
Stewart	9	8	1	0	0	0	0	54
McCardell	5	0	5	0	0	0	0	30
Mitchell	4	0	4	0	0	0	0	24
Smith	4	0	4	0	0	0	0	24
Jackson	2	0	2	0	0	0	0	14
Brunell	2	2	0	0	0	0	0	12
Hudson	2	0	2	0	0	0	0	12
Jones	2	0	2	0	0	0	0	12
Barlow	1	0	1	0	0	0	0	6
Brown	1	0	1	0	0	0	0	6
Hallock	1	0	1	0	0	0	0	6
Johnson	1	1	0	0	0	0	0	6
Jaguars	43	20	20	3	41/41	31/36	0	394
Opponents	39	12	24	3	31/32	17/25	0	318

2-point conversions: Jackson 1, Jaguars 1-2, Opponents 1-6

PASSING	ATT	CMP	PCT	YARDS	YDS/ATT	TD	INT	LG	SK/YDS	RATING
Brunell	435	264	60.7	3281	7.54	18	7	75	33/189	91.2
Matthews	40	26	65.0	275	6.88	0	0	43	1/0	84.9
Johnson	28	22	78.6	344	12.29	2	2	40	6/29	111.9
Barker	1	1	100.0	22	22.0	0	0	22	0/0	118.8
Jaguars	504	313	62.1	3922	7.78	20	9	75	40/218	92.0
Opponents	532	320	60.2	3835	7.21	24	14	64t	48/331	86.3

USUAL STARTING LINEUP

- OFFENSE**
 WR Jimmy Smith (16)
 LT Tony Boselli (12)
 LG Ben Coleman (12)
 C Dave Widell (12)
 Michael Cheever (4)
 RG Rich Tyski (11)
 Brian DeMarco (5)
 RT Leon Searcy (16)
 TE Pete Mitchell (12)
 Darek Brown (8)
 WR Keenan McCardell (16)
 QB Mark Brunell (14)
 RB Natrone Means (11)
 James Stewart (5)
 FB Ty Hallock (7)

- DEFENSE**
 LE Jeff Lageman (16)
 LT Renaldo Wynn (8)
 Kelvin Pritchett (5)
 RT Don Davey (10)
 Seth Payne (5)
 RE Clyde Simmons (13)
 SLB Kevin Hardy (11)
 MLB Bryan Schwartz (16)
 WLB Eddie Robinson (13)
 LCB Dave Thomas (9)
 Aaron Beasley (7)
 RCB Deon Figures (9)
 Dave Thomas (7)
 LS Travis Davis (16)
 RS Chris Hudson (16)



1998 STATISTICS (11-5)

ADMIN

COACHES

STAFF

PLAYERS

HISTORY

RECORDS

MISC.

Head Coach: Tom Coughlin

Postseason: 1-1

Standings: First in AFC Central

DATE	OPPONENT	SCORE	W/L	ATT
Sep. 6	at Chicago	24-23	W	55,614
Sep. 13	KANSAS CITY	21-16	W	69,821
Sep. 20	BALTIMORE	24-10	W	67,069
Sep. 27	at Tennessee	27-22	W	34,556
Oct. 4	Open date			
Oct. 12	MIAMI	28-21	W	74,051
Oct. 18	at Buffalo	16-17	L	77,635
Oct. 25	at Denver	24-37	L	75,217
Nov. 1	at Baltimore	45-19	W	68,915
Nov. 8	CINCINNATI	24-11	W	67,040
Nov. 15	TAMPA BAY	29-24	W	72,974
Nov. 22	at Pittsburgh	15-30	L	59,124
Nov. 29	at Cincinnati	34-17	W	55,432
Dec. 6	DETROIT	37-22	W	70,717
Dec. 13	TENNESSEE	13-16	L	65,657
Dec. 20	at Minnesota	10-50	L	64,363
Dec. 28	PITTSBURGH	21-3	W	74,143
Jan. 3	NEW ENGLAND	25-10	W	71,139
Jan. 10	at N.Y. Jets	24-14	L	78,817

RUSHING	NO	YDS	AVG	LG	TD
Taylor	264	1223	4.6	77	14
Stewart	53	217	4.1	30	2
Brunell	49	192	3.9	18	0
Banks	26	140	5.4	51	1
Jones	39	121	3.1	21	0
Shelton	30	95	3.2	16	1
Quinn	11	77	7.0	17	1
Howard	7	16	2.3	5	0
Whitted	3	13	4.3	16	0
Martin	5	8	1.6	6	0
Jaguars	487	2102	4.3	77	19
Opponents	450	2000	4.4	61	9

RECEIVING	NO	YDS	AVG	LG	TD
Smith	78	1182	15.2	72	8
McCardell	64	892	13.9	67	6
Taylor	44	421	9.6	78	3
Mitchell	38	363	9.6	38	2
Barlow	11	168	15.3	31	0
Shelton	10	79	7.9	19	0
Jones	8	90	11.3	31	4
Stewart	6	42	7.0	19	1
Banks	4	20	5.0	10	0
Whitted	2	61	30.5	55	0
Jones	1	9	9.0	9	0
Moore	1	9	9.0	9	0
Crockett	1	4	4.0	4	0
Howard	1	3	3.0	3	0
Jaguars	269	3343	12.4	78	24
Opponents	325	3768	11.6	79	23

INTERCEPTIONS	NO	YDS	AVG	LG	TD
Beasley	3	35	11.7	34	0
Hudson	3	10	3.3	8	0
Hardy	2	40	20.0	24	0
Davis	2	34	17.0	34	0
Devine	1	0	0.0	0	0
Figures	1	0	0.0	0	0
Thomas	1	0	0.0	0	0
Jaguars	13	119	9.2	34	0
Opponents	12	216	18.0	78	3

PUNTING	NO	YDS	AVG	NET	TR	IN	LG	R
Barker	85	3824	45.0	38.5	11	28	65	0
Jaguars	85	3824	45.0	38.5	11	28	65	0
Opp.	78	3395	43.5	34.0	8	17	67	0

PUNTS RET	NO	FC	YDS	AVG	LG	TD
Barlow	43	14	555	12.9	85	1
Logan	2	0	26	13.0	17	0
Jaguars	45	14	581	12.9	85	1
Opponents	40	11	332	8.3	25	0

KICKOFF RET	NO	YDS	AVG	LG	TD
Barlow	30	747	24.9	91	0
Logan	18	414	23.0	53	0
Banks	5	133	26.6	65	0
Jones	2	-1	-5	0	0
Mitchell	2	27	13.5	14	0
Fordham	1	0	0.0	0	0
Jones	1	21	21.0	21	0
McCardell	1	15	15.0	15	0
Sadowski	1	0	0.0	0	0
Moore	0	10	---	10	0
Jaguars	61	1366	22.4	91	0
Opponents	76	1858	24.4	88	1

FGS	1-19	20-29	30-39	40-49	50+
Hollis	1/1	8/10	8/9	4/5	0/1
Jaguars	1/1	8/10	8/9	4/5	0/1
Opponents	1/1	7/7	12/12	7/11	3/4

Hollis: (23G) (37N, 21N) (34G, 25B) (18G, 36G) (45N) (35G, 23G, 27G) (45G, 51N) (33G) (39G) (31G, 27G, 34G) (1) (23G, 47G) (44G, 43G, 30G) (21G, 29G) (25G) (1)

Opponents: (45G, 35G, 42N, 19G) (36G, 43G, 29G) (25G) (34G, 32G, 32G) (54N) (24G) (31G, 63G, 32G) (1) (50G) (34G) (38G, 29G, 41G) (42N, 30G) (47N, 34G, 24G, 45G) (28G, 30G, 41G) (48G, 53G, 44G) (47N, 24G)

SACKS
Smeenge 7.5, Paup 6.5, Brackens 3.5, Pritchett 3.0, White 3.0, Smith 2.0, Hardy 1.5, Boyer 1.0, Wynn 1.0, Davis 0.5, Jurkovic 0.5, **Jaguars 30**, **Opponents 39**.

TACKLES (Solo, Assists, Total)
Hardy (100-86-186), Schwartz (49-64-113), Paup (56-50-106), Darius (61-44-105), Beasley (70-16-86), Thomas (51-18-69), Smeenge (24-42-66), T. Davis (44-20-64), Hudson (44-20-64), Jurkovic (23-38-61), Wynn (25-33-58), McManus (17-32-49), Brackens (26-22-48), Figures (37-9-46), White (18-20-38), Pritchett (23-14-37), Logan (16-13-29), Boyer (11-15-26), F. Smith (9-17-26), Curry (4-11-15), Payne (5-8-13), Mason (5-4-9), Hamilton (2-3-5), Settles (3-1-4), McElmurry (2-1-3), Threats (1-1-2), Devine (1-0-1)

USUAL STARTING LINEUP

OFFENSE	WR	LT	LG	C	RT	RG	TE	RE	WR	QB	RB	FB
WR	Jimmy Smith (15)											
LT	Tony Boselli (15)											
LG	Ben Coleman (15)											
C	Quentin Neujahr (16)											
RT	Brian DeMarco (8)											
RG	Rich Tylski (7)											
TE	Leon Searcy (15)											
RE	Pete Mitchell (16)											
	Damon Jones (7)											
WR	Keenan McCardell (15)											
QB	Mark Brunell (14)											
RB	Fred Taylor (12)											
FB	Daimon Shelton (8)											

DEFENSE	LE	LT	RT	RE	SLB	MLB	WLB	LCB	RCB	DE	LS	RS
LE	Joel Smeenge (14)											
LT	John Jurkovic (9)											
	Kelvin Pritchett (5)											
RT	John Jurkovic (7)											
	Kelvin Pritchett (4)											
	Renaldo Wynn (4)											
RE	Tony Brackens (8)											
	Renaldo Wynn (7)											
SLB	Bryce Paup (16)											
MLB	Bryan Schwartz (12)											
	Tom McManus (4)											
WLB	Kevin Hardy (16)											
LCB	Aaron Beasley (15)											
RCB	Dave Thomas (12)											
DE	Deon Figures (4)											
LS	Donovin Darius (13)											
RS	Chris Hudson (13)											

	JAX	OPP
TOTAL FIRST DOWNS	287	309
Rushing	111	108
Passing	153	178
Penalty	23	23
3rd Down: Made/Att	94/220	81/222
3rd Down Pct.	42.7	36.5
4th Down: Made/Att	4/8	10/20
4th Down Pct.	50.0	50.0
POSSESSION AVG.	28:59	31:01
TOTAL NET YARDS	5214	5559
Avg. Per Game	325.9	347.4
Total Plays	989	1057
Avg. Per Play	5.3	5.3
NET YARDS RUSHING	2102	2000
Avg. Per Game	131.4	125.0
Total Rushes	487	450
NET YARDS PASSING	3112	3559
Avg. Per Game	194.5	222.4
Sacked/Yards Lost	39/231	30/209
Gross Yards	3343	3768
Att./Comp.	463/269	577/325
Completion Pct.	58.1	56.3
Had Intercepted	12	13
PUNTS/AVERAGE	85/45.0	78/43.5
NET PUNTING AVG.	85/38.5	78/34.0
PENALTIES/YARDS	121/988	109/953
FUMBLES/BALL LOST	18/8	25/17
TOUCHDOWNS	47	36
Rushing	19	9
Passing	24	23
Returns	4	4

BY PERIODS	1	2	3	4	OT	PTS
Jaguars	100	127	81	84	0	392
Opponents	42	138	53	105	0	338

SCORING	TD	RL	PA	RT	PAT	FG	S	TP
Hollis	0	0	0	45/45	21/26	0	108	
Taylor	17	14	3	0	0	0	102	
Smith	8	0	8	0	0	0	48	
McCardell	6	0	6	0	0	0	38	
Jones	4	0	4	0	0	0	24	
Stewart	3	2	1	0	0	0	18	
Mitchell	2	0	2	0	0	0	12	
Banks	1	1	0	0	0	0	6	
Barlow	1	0	0	1	0	0	6	
Beasley	1	0	0	1	0	0	6	
Darius	1	0	0	1	0	0	6	
Quinn	1	1	0	0	0	0	6	
Shelton	1	1	0	0	0	0	6	
Whitted	1	0	0	1	0	0	6	
Jaguars	47	19	24	4	45/45	21/26	0	392
Opponents	36	9	23	4	30/30	30/35	0	338

2-point conversions: McCardell, **Jaguars 1-2**, **Opponents 1-6**

PASSING	ATT	CMP	PCT	YARDS	YDS/ATT	TD	INT	LG	SK/YDS	RATING
Brunell	354	208	58.8	2601	7.35	20	9	78	28/172	89.9
Quinn	64	34	53.1	387	6.05	2	3	64	9/49	62.4
Martin	45	27	60.0	355	7.89	2	0	67	-2/10	99.8
Jaguars	463	269	58.1	3343	7.22	24	12	78	39/231	87.1
Opponents	577	325	56.3	3768	6.53	23	13	79	30/209	80.1



1999 STATISTICS (14-2)

Head Coach: Tom Coughlin

Postseason: 1-1

Standings: First in AFC Central

DATE	OPPONENT	SCORE	W/L	ATT
Sep. 12	SAN FRANCISCO	41-3 W	68,678	
Sep. 19	at Carolina	22-20 W	64,261	
Sep. 26	TENNESSEE	19-20 L	61,502	
Oct. 3	at Pittsburgh	17-3 W	57,308	
Oct. 11	at N.Y. Jets	16-6 W	78,216	
Oct. 17	CLEVELAND	24-7 W	62,047	
Oct. 24	Open date			
Oct. 31	at Cincinnati	41-10 W	49,138	
Nov. 7	at Atlanta	30-7 W	68,466	
Nov. 14	BALTIMORE	6-3 W	67,391	
Nov. 21	NEW ORLEANS	41-23 W	69,772	
Nov. 28	at Baltimore	30-23 W	68,428	
Dec. 2	PITTSBURGH	20-6 W	68,806	
Dec. 13	DENVER	27-24 W	71,357	
Dec. 19	at Cleveland	24-14 W	72,038	
Dec. 26	at Tennessee	14-41 L	66,641	
Jan. 2	CINCINNATI	24-7 W	70,532	
Jan. 15	MIAMI	62-7 W	75,173	
Jan. 23	TENNESSEE	14-33 L	75,206	

RUSHING	NO	YDS	AVG	LG	TD
J. Stewart	249	931	3.7	44t	13
Taylor	159	732	4.6	52	6
Brunell	47	208	4.4	15	1
Banks	23	82	3.6	21	0
Howard	13	55	4.2	22	0
Mack	7	40	5.7	19	0
Fiedler	13	26	2.0	15	0
Whitted	1	9	9.0	9	0
Barker	1	6	6.0	6	0
Shelton	1	2	2.0	2	0
Jaguars	514	2091	4.1	52	20
Opponents	373	1444	3.9	46	6

FGS	1-19	20-29	30-39	40-49	50+
Hollis	0/0	12/13	8/9	10/15	1/1
Jaguars	0/0	12/13	8/9	10/15	1/1
Opponents	0/0	3/3	5/6	8/8	1/1

Hollis: (41G, 32G, 50G, 42G) (38G, 40G, 49G, 49N) (42G) (27G, 41G) (32G, 44G, 21G) (20G, 36G, 24G) (43G, 21G) (27G, 48B, 24G, 34G) (28G, 28G, 41G) (45G, 32G) (1) (25G, 32G) (49G, 23G) (49N, 41G, 48N) (1) (34N, 27G, 28N)
Opponents: (42G) (1) (44G, 48G) (48G) (33G, 42G) (1) (29G) (1) (23G) (52G, 39N) (46G, 31G, 33G) (40G, 38G) (40G) (1) (30G, 20G) (1)

	JAX	OPP
TOTAL FIRST DOWNS	331	248
Rushing	116	72
Passing	194	159
Penalty	21	17
3rd Down: Made/Att	92/230	72/215
3rd Down Pct.	40.0	33.5
4th Down: Made/Att	5/10	5/20
4th Down Pct.	50.0	25.0

POSSESSION AVG.	31:57	28:03
TOTAL NET YARDS	5586	4334
Avg. Per Game	349.1	270.9
Total Plays	1085	951
Avg. Per Play	5.1	4.6
NET YARDS RUSHING	2091	1444
Avg. Per Game	130.7	90.3
Total Rushes	514	373
NET YARDS PASSING	3495	2990
Avg. Per Game	218.4	180.6
Sacked/Yards Lost	36/221	57/372
Gross Yards	3716	3263
Att./Comp.	535/320	521/291
Completion Pct.	59.8	55.9
Had Intercepted	11	19
PUNTS/AVERAGE	78/41.8	96/41.4
NET PUNTING AVG.	78/36.9	96/34.5
PENALTIES/YARDS	90/755	93/728
FUMBLES/BALL LOST	18/7	31/11
TOUCHDOWNS	42	24
Rushing	20	6
Passing	16	18
Returns	6	0

BY PERIODS	1	2	3	4	OT	PTS
Jaguars	61	109	103	123	0	396
Opponents	44	81	40	52	0	217

SCORING	TD	RU	PA	RT	PAT	FG	S	TP
Hollis	0	0	0	0	37/37	31/38	0	130
J. Stewart	13	13	0	0	0	0	0	78
J. Smith	6	6	0	0	0	0	0	38
F. Taylor	6	6	0	0	0	0	0	36
McCardell	5	5	0	0	0	0	0	32
Jones	4	4	0	0	0	0	0	24
Beasley	2	0	0	2	0	0	0	12
Brady	1	0	1	0	0	0	0	8
Brunell	1	1	0	0	0	0	0	8
Barlow	1	0	1	0	0	0	0	6
Brackens	1	0	1	0	0	0	0	6
Craft	1	0	1	0	0	0	0	6
Whitted	1	0	1	0	0	0	0	6
Team	0	0	0	0	0	2	4	0
Smeenge	0	0	0	0	0	1	2	0
Jaguars	42	20	16	6	37/37	31/38	3	396
Opponents	24	6	18	0	22/22	17/18	0	217

RECEIVING	NO	YDS	AVG	LG	TD
J. Smith	116	1636	14.1	62	6
McCardell	78	891	11.4	49	5
Brady	32	346	10.8	30	1
J. Stewart	21	108	5.1	19	0
Jones	19	221	11.6	31	4
Barlow	16	202	12.6	31	0
Banks	14	137	9.8	38	0
Shelton	12	87	7.3	13	0
Taylor	10	83	8.3	41	0
Howard	1	8	8.0	8	0
Wiegert	1	-3	-3.0	-3	0
Jaguars	320	3716	11.6	62	16
Opponents	291	3263	11.2	65t	18

INTERCEPTIONS	NO	YDS	AVG	LG	TD
Beasley	6	200	33.3	93t	2
Darius	4	37	9.3	29	0
Thomas	2	36	18.0	36	0
Brackens	2	16	8.0	16t	1
Bryant	2	0	0.0	0	0
McElmurry	1	26	26.0	26	0
Marts	1	10	10.0	10	0
Boyer	1	5	5.0	5	0
Jaguars	19	330	17.4	93t	3
Opponents	11	149	13.5	43	0

PUNTING	NO	YDS	AVG	NET	TR	IN	LG	R
Barker	78	3260	41.8	36.9	6	32	83	0
Jaguars	78	3260	41.8	36.9	6	32	83	0
Opp.	96	3976	41.4	34.5	10	21	75	1

PUNT RET	NO	FC	YDS	AVG	LG	TD
Barlow	38	17	414	10.9	74t	1
McCardell	6	4	41	6.8	19	0
Logan	1	0	7	7.0	7	0
Jaguars	45	21	462	10.3	74t	1
Opponents	37	12	259	7.0	36	0

KICKOFF RET	NO	YDS	AVG	LG	TD
Barlow	19	396	20.8	56	0
Whitted	8	187	23.4	98t	1
Mack	6	112	18.7	32	0
Banks	5	78	15.6	20	0
Jackson	3	58	19.3	23	0
McCardell	2	19	9.5	10	0
Chamblin	1	6	6.0	6	0
Logan	1	25	25.0	25	0
Shelton	1	0	0.0	0	0
Jones	0	0	---	---	0
Jaguars	46	881	19.2	98t	1
Opponents	64	1474	23.0	66	0

2-point conversions: Brady, Brunell, McCardell, Smith, **Jaguars 4-5, Opponents 0-2**

SACKS
 Brackens 12.0, Hardy 10.5, Walker 10.0, Smeenge 5.0, Boyer 4.0, Lake 3.5, L. Smith 3.0, Marts 2.0, Beasley 1.5, Payne 1.5, Wynn 1.5, Paup 1.0, Curry 0.5, **Jaguars 57, Opponents 36.**

TACKLES (Solo, Assists, Total)
 Hardy (87-66-153), Darius (68-47-115), Marts (66-46-112), Bryant (64-14-78), Brackens (47-29-76), Lake (56-15-71), Walker (34-37-71), Beasley (55-12-67), Payne (20-40-60), Smeenge (28-28-56), Paup (23-29-52), Boyer (23-20-43), Wynn (9-28-37), McElmurry (21-7-28), L. Smith (10-14-24), Thomas (12-3-15), Curry (4-6-10), McManus (5-4-9), Leroy (2-6-8), R. Stewart (3-5-8), Upshaw (4-4-8), Schwartz (3-3-6)

USUAL STARTING LINEUP

OFFENSE
WR Jimmy Smith (16)
LT Tony Boselli (16)
LG Ben Coleman (12)
C John Wade (16)
RG Zach Wiegert (12)
RT Rich Tylski (8)
TE Leon Searcy (16)
QB Kyle Brady (12)
Damon Jones (8)
WR Keenan McCardell (15)
QB Mark Brunell (15)
RB Fred Taylor (9)
James Stewart (7)
FB Daimon Shelton (9)

DEFENSE
LE Renaldo Wynn (10)
LT Joel Smeenge (7)
LT Gary Walker (16)
RT Seth Payne (16)
RE Tony Brackens (15)
SLB Bryce Paup (14)
MLB Lonnie Marts (16)
WLB Kevin Hardy (16)
LCB Fernando Bryant (16)
RCB Aaron Beasley (16)
SS Donovan Darius (16)
FS Carnell Lake (16)

PASSING	ATT	CMP	PCT	YARDS	YDS/ATT	TD	INT	LG	SK/YDS	RATING
Brunell	441	259	58.7	3060	6.94	14	9	62	29/174	82.5
Fiedler	94	61	64.9	856	9.10	2	2	25t	7/87	83.0
Jaguars	535	320	59.8	3716	6.95	16	11	62	36/221	82.3
Opponents	521	291	55.9	3263	6.26	18	19	65t	57/373	71.0



2000 STATISTICS (7-9)

Head Coach: Tom Coughlin

DATE	OPPONENT	SCORE	WL	ATT
Sept. 3	at Cleveland	27-7	W	72,418
Sept. 10	at Baltimore	36-39	L	68,843
Sept. 17	CINCINNATI	13-0	W	45,653
Sept. 25	at Indianapolis	14-43	L	56,816
Oct. 1	PITTSBURGH	13-24	L	64,351
Oct. 8	BALTIMORE	10-15	L	65,194
Oct. 16	at Tennessee	13-27	L	68,498
Oct. 22	WASHINGTON	16-35	L	69,061
Oct. 29	at Dallas (OT)	23-17	W	63,554
Oct. 5	Open date			
Nov. 12	SEATTLE	21-28	L	68,063
Nov. 19	at Pittsburgh	34-24	W	50,925
Nov. 26	TENNESSEE	16-13	W	65,454
Dec. 3	CLEVELAND	48-0	W	51,262
Dec. 10	ARIZONA	44-10	W	53,472
Dec. 17	at Cincinnati	14-17	L	50,469
Dec. 23	at N.Y. Giants	25-28	L	77,924

	JAX	OPP
TOTAL FIRST DOWNS	318	252
Rushing	109	85
Passing	193	144
Penalty	16	23
Third Down: Made/Att.	100/235	74/203
Third Down Pct.	42.6	36.5
Fourth Down: Made/Att.	5/14	4/8
Fourth Down Pct.	35.7	50.0
POSSESSION AVG.	31:32	28:28
TOTAL NET YARDS	5690	4845
Average per Game	355.6	302.8
Total Plays	1080	934
Average Per Play	5.3	5.2
NET YARDS RUSHING	2032	1685
Average per Game	127.0	105.3
Total Rushes	481	436
NET YARDS PASSING	3658	3160
Average per Game	228.6	197.5
Sacked/Yards Lost	54/289	40/247
Gross Yards	3947	3407
Attempts/Completions	545/333	458/258
Completion Pct.	61.1	56.3
Had Intercepted	15	12
PUNTS/AVERAGE	79/41.9	90/42.5
NET PUNTING AVERAGE	79/34.3	90/37.0
PENALTIES/YARDS	95/703	96/814
FUMBLES/BALLS LOST	27/14	26/18
TOUCHDOWNS	40	39
Rushing	18	14
Passing	22	23
Returns	0	2

BY PERIODS	1	2	3	4	OT	PTS
Jaguars	69	142	74	76	6	367
Opponents	59	88	61	119	0	327

SCORING	TD	RU	PA	RT	PAT	FG	S	TP
Hollis	0	0	0	0	33/33	24/26	0	105
F. Taylor	14	12	2	0	0	0	0	84
J. Smith	8	0	8	0	0	0	0	48
McCardell	5	0	5	0	0	0	0	30
Brady	3	0	3	0	0	0	0	20
Lindsey	0	0	0	5/5	5/7	0	0	20
Whitted	3	0	3	0	0	0	0	18
Brunell	2	2	0	0	0	0	0	12
Howard	1	1	0	0	0	0	0	6
A. Johnson	1	1	0	0	0	0	0	6
Mack	1	1	0	0	0	0	0	6
Soward	1	0	1	0	0	0	0	6
Stith	1	1	0	0	0	0	0	6
Jaguars	40	18	22	0	38/38	29/33	0	367
Opponents	39	14	23	2	36/36	17/24	1	327

2-point conversions: Brady, Jaguars 1-1, Opponents 2-3

PASSING	ATT	CMP	PCT	YARDS	YDS/ATT	TD	INT	LG	SK/YDS	RATING
Brunell	512	311	60.7	3640	7.1	20	14	67t	54/289	84.0
Martin	33	22	66.7	307	9.30	2	1	65t	0/0	104.0
Jaguars	545	333	61.1	3947	7.24	22	15	67t	54/289	85.2
Opponents	458	258	56.3	3407	7.44	23	12	77t	40/247	85.8

RUSHING	NO	YDS	AVG	LG	TD
F. Taylor	292	1399	4.8	71	12
Brunell	48	236	4.9	16	2
Mack	54	145	2.7	14	1
A. Johnson	28	112	4.0	19	1
Stith	20	55	2.8	12	1
Howard	21	52	2.5	9t	1
Soward	3	28	9.3	20	0
J. Williams	2	8	4.0	4	0
Shelton	2	3	1.5	2	0
Dukes	2	2	1.0	2	0
Quinn	2	-2	1.0	-1	0
Martin	7	-6	-0.9	2	0
Jaguars	481	2032	4.2	71	18
Opponents	436	1685	3.9	45t	14

RECEIVING	NO	YDS	AVG	LG	TD
McCardell	94	1207	12.8	67t	5
J. Smith	91	1213	13.3	65t	8
Brady	64	729	11.4	36	3
F. Taylor	36	240	6.7	19	2
Soward	14	154	11.0	45	1
Whitted	13	137	10.5	37t	3
A. Johnson	12	153	12.8	48	0
Shelton	4	48	12.0	16	0
Howard	3	26	8.7	13	0
Barlow	1	28	28.0	28	0
Jones	1	12	12.0	12	0
Jaguars	333	3947	11.9	67t	22
Opponents	258	3407	13.2	77t	23

INTERCEPTIONS	NO	YDS	AVG	LG	TD
R. Stewart	2	37	18.5	24	0
Darius	2	26	13.0	21	0
Logan	2	14	7.0	14	0
Beasley	1	39	39.0	39	0
Boyer	1	12	12.0	12	0
Nickerson	1	10	10.0	10	0
Brackens	1	7	7.0	7	0
Bryant	1	0	0.0	0	0
Hardy	1	0	0.0	0	0
Jaguars	12	145	12.1	39	0
Opponents	11	149	13.5	43	0

PUNTING	NO	YDS	AVG	NET	TR	IN	LG	R
Barker	76	3194	42.0	34.4	5	29	65	0
Lindsey	3	117	39.0	32.3	1	0	46	0
Jaguars	79	3311	41.9	34.3	6	29	65	0
Opp.	90	3822	42.5	37.0	8	25	67	1

PUNT RET.	NO	FC	YDS	AVG	LG	TD
Barlow	29	14	200	6.9	21	0
Soward	14	5	108	7.7	18	0
McCardell	3	0	25	8.3	22	0
Jaguars	46	19	333	7.2	22	0
Opponents	38	7	478	12.6	82t	1

KICKOFF RET.	NO	YDS	AVG	LG	TD
Stith	33	785	23.8	47	0
Barlow	11	224	20.4	27	0
Mack	6	104	17.3	35	0
Soward	4	93	23.3	28	0
Whitted	4	67	16.8	20	0
J. Williams	2	50	25.0	30	0
Fordham	1	0	0.0	0	0
Leroy	1	0	0.0	0	0
Jaguars	62	1323	21.3	47	0
Opponents	73	1523	20.9	66	1

Standings: Fourth in AFC Central

FGS	1-19	20-29	30-39	40-49	50+
Hollis	0/0	6/7	8/8	7/8	3/3
Lindsey	2/2	0/0	1/3	2/2	0/0
Jaguars	2/2	6/7	9/11	9/10	3/3
Opponents	2/2	6/7	4/5	5/10	0/0

Hollis: (50G, 25G) (36G, 45G, 48G, 34G, 48G) (1) (1) (1) (23G, 45G) (23G, 33G, 51G) (42G, 49B) (1) (36G, 33G) (27G, 20G, 38G) (40G, 24G) (36G, 50G, 40G) (28N) (36G)
 Lindsey: (30G, 33N, 19G) (1) (19G, 48G) (49G, 31N)
Opponents: (1) (44G) (44N, 47N) (41G, 22G) (19G) (47G, 32G, 43G, 21G, 24G) (26G, 44N, 28G) (1) (19G) (1) (40G, 42N) (30G, 38G, 28N) (1) (47N, 32G) (27G) (39N)

SACKS
 Brackens 7.5, Smeenge 6.0, Beasley 5.0, Walker 5.0, Boyer 3.5, Wynn 3.5, Hardy 3.0, Payne 2.0, Darius 1.0, Logan 1.0, Nickerson 1.0, Spicer 1.0, Meier 0.5, **Jaguars 40, Opponents 54.**

TACKLES (Solo, Assists, Total)
 Hardy (88-61-149), Brackens (80-32-112), Slaughter (45-63-108), Hollis (47-31-78), Nickerson (34-41-75), Payne (32-42-74), Walker (30-38-68), Logan (50-11-61), Bryant (42-15-57), Wynn (26-29-55), Beasley (45-8-53), Boyer (21-24-45), R. Stewart (28-11-39), Smeenge (13-18-31), L. Smith (11-19-30), Clark (24-5-29), Storz (10-15-25), K. Thomas (17-3-20), Meier (11-6-17), Marts (5-9-14), Leroy (5-8-13), Clark (3-3-6), Spicer (2-2-4), Swift (0-1-1)

USUAL STARTING LINEUP

OFFENSE
 WR Jimmy Smith (14)
 LT Tony Boselli (16)
 LG Brad Meester (16)
 C Jeff Smith (12)
 RG Brenden Stai (16)
 RT Zach Wiegert (8)
 TE Todd Fordham (8)
 TE Kyle Brady (16)
 WR Keenan McCardell (16)
 QB Mark Brunell (16)
 RB Fred Taylor (13)
 FB Daimon Shelton (9)

DEFENSE
 LE Renaldo Wynn (14)
 LT Gary Walker (14)
 RT Seth Payne (16)
 RE Tony Brackens (16)
 SLB Kevin Hardy (6)
 MLB Lonnie Marts (2)
 MLB T.J. Slaughter (7)
 WR Hardy Nickerson (4)
 WLB Kevin Hardy (10)
 LB Brant Boyer (4)
 LCB Fernando Bryant (14)
 RCB Aaron Beasley (14)
 SS Donovan Darius (16)
 FS Rayna Stewart (9)
 Mike Logan (7)

ADMIN

COACHES

STAFF

PLAYERS

HISTORY

RECORDS

MISC.



2001 STATISTICS (6-10)

Head Coach: Tom Coughlin

DATE	OPPONENT	SCORE	W/L	ATT
Sept 9	PITTSBURGH	21-3 W		63,785
Sept 23	TENNESSEE	13-6 W		65,994
Sept 30	CLEVELAND*	14-23 L		57,875
Oct 7	at Seattle	15-24 L		54,524
Oct 14	Open date			
Oct 18	BUFFALO*	10-13 L		58,893
Oct 28	at Baltimore	17-18 L		69,439
Nov. 4	at Tennessee	24-28 L		68,798
Nov. 11	CINCINNATI	30-13 W		57,161
Nov. 18	at Pittsburgh	7-20 L		62,644
Nov. 25	BALTIMORE	21-24 L		53,530
Dec. 3	GREEN BAY	21-28 L		66,908
Dec. 9	at Cincinnati	14-10 W		44,920
Dec. 16	at Cleveland	15-10 W		72,818
Dec. 23	at Minnesota	33-3 W		64,150
Dec. 30	KANSAS CITY*	26-30 L		59,396
Jan. 6	at Chicago	13-33 L		66,944

	JAX	OPP
TOTAL FIRST DOWNS	289	300
Rushing	85	89
Passing	181	193
Penalty	23	18
Third Down: Made /Att.	70/198	87/227
Third Down Pct.	35.4	38.3
Fourth Down: Made/Att.	3/12	5/18
Fourth Down Pct.	25.0	27.8
POSSESSION AVG.	28:01	31:59
TOTAL NET YARDS	4840	5070
Average per Game	302.5	316.9
Total Plays	969	1056
Average Per Play	5.0	4.8
NET YARDS RUSHING	1600	1611
Average per Game	100.0	100.7
Total Rushes	372	469
NET YARDS PASSING	3240	3459
Average per Game	202.5	216.2
Sacked/Yards Lost	63/430	43/298
Gross Yards	3670	3757
Attempts/Completions	534/321	544/354
Completion Pct.	60.1	65.1
Had Intercepted	14	12
PUNTS/AVERAGE	82/43.6	83/40.5
NET PUNTING AVERAGE	82/37.1	83/35.0
PENALTIES/YARDS	97/710	96/834
FUMBLES/BALLS LOST	29/13	28/12
TOUCHDOWNS	34	30
Rushing	11	15
Passing	20	13
Returns	3	2

BY PERIODS	1	2	3	4	OT	PTS
Jaguars	49	83	90	72	0	294
Opponents	43	89	75	79	0	286

SCORING	TD	RU	PA	RT	PAT	FG	S	PT		
Hollis	0	0	0	0	29	31	18	0	83	
Mack	10	9	1	0	0	0	0	0	60	
J. Smith	8	0	8	0	0	0	0	0	48	
McCardell	6	0	6	0	0	0	0	0	38	
Joseph	3	0	2	1	0	0	0	0	18	
Brady	2	0	2	0	0	0	0	0	12	
Battles	1	0	1	0	0	0	0	0	6	
Beasley	1	0	1	0	0	0	0	0	6	
Brunell	1	1	0	0	0	0	0	0	6	
D. Jones	1	0	1	0	0	0	0	0	6	
Moreau	1	1	0	0	0	0	0	0	6	
Brackens	0	0	0	0	0	1	2	0	0	
Holmes	0	0	0	0	1/1	0/0	0	1	0	
Jaguars	34	11	20	3	30	32	18	28	2	294
Opponents	30	15	13	2	28	28	26	35	0	286

2-point conversions: McCardell, Jaguars 1-2, Opponents 0-2

PASSING	ATT	CMP	PCT	YARDS	YDS/ATT	TD	INT	LG	SK/YDS	RATING
Brunell	473	289	61.1	3309	7.00	19	13	44	57/387	84.1
Quinn	61	32	52.5	361	5.92	1	1	45	6/43	69.1
Jaguars	534	321	60.1	3670	6.87	20	14	45	63/430	82.4
Opponents	544	354	65.1	3757	6.91	13	12	63	43/298	83.9

Standings: Fifth in AFC Central

FGS	1-19	20-29	30-39	40-49	50+
Hollis	0/0	4/5	8/11	6/11	0/1
Jaguars	0/0	4/5	8/11	6/11	0/1
Opponents	0/0	11/12	4/5	10/15	1/3

Hollis: (22N) (35G, 37N, 39G) (42N) (32G, 48G 50N 48G) (41G) (40G) (38G) (I) (47N) (38N) (34G, 30G, 42N) (44N) (43G, 46G, 37G) (39G, 23G) (21G, 21G) (28G, 42N) (36G)

Opponents: (41G) (47N, 22G, 43G) (35G, 28G, 30G) (40N, 25G) (41N, 39N, 30G, 46G) (49G, 28G) (51N, 46N) (26G, 52G) (48G, 28G) (41G, 41N) (52N, 29B) (47G) (29G) (32G) (47G, 40G, 29G) (47G, 23G, 25G, 22G)

SACKS

Brackens 11.0, Walker 7.5, Hardy 5.5, Payne 5.0, Wynn 5.0, K. Thomas 3.0, Spicer 2.0, Battles 1.0, McCree 1.0, Slaughter 1.0, Westmoreland 1.0, Jaguars 4.3, Opponents 6.3.

TACKLES (Solo, Assists, Total)

Nickerson (102-128-230), Darius (74-25-99), Hardy (61-37-98), Slaughter (50-42-92), Payne (46-40-86), Wynn (40-35-75), Walker (42-31-73), Brackens (41-30-71), Battles (50-14-64), Stroud (24-38-62), McCree (36-22-58), Bryant (50-6-56), Craft (48-8-56), Clark (20-28-48), K. Thomas (42-5-47), E. Thomas (15-29-44), Beasley (36-6-42), Spicer (22-19-41), Westmoreland (17-19-36), Meier (12-9-21), Posey (5-8-13), Tupala (7-5-12), Wheeler (10-1-11), L. Smith (3-5-8), Boyd (2-2-4)

USUAL STARTING LINEUP

OFFENSE

WR	Jimmy Smith (16)
LT	Todd Fordham (12)
TE	Tony Boselli (3)
LG	Brad Meester (16)
C	Jeff Smith (16)
RT	Zach Wiegert (16)
RG	Maurice Williams (16)
TE	Kyle Brady (16)
WR	Keenan McCardell (16)
QB	Mark Brunell (15)
RB	Stacey Mack (11)
FB	Patrick Washington (6)

DEFENSE

LE	Renaldo Wynn (16)
LT	Gary Walker (16)
RT	Seth Payne (16)
RE	Tony Brackens (12)
SLB	Kevin Hardy (9)
	Jeff Posey (5)
MLB	Hardy Nickerson (14)
WLB	T.J. Slaughter (6)
	Edward Thomas (4)
LCB	Fernando Bryant (9)
	Jason Craft (4)
RCB	Aaron Beasley (12)
SS	Donovin Darius (11)
	Ainsley Battles (5)
FS	Marlon McCree (10)
	Ainsley Battles (6)

ADMIN

COACHES

STAFF

PLAYERS

HISTORY

RECORDS

MISC.



2002 STATISTICS (6-10)

Head Coach: Tom Coughlin

DATE	OPPONENT	SCORE	W/L	ATT
Sept. 8	INDIANAPOLIS	25-28	L	56,595
Sept. 15	at Kansas City	23-16	W	77,934
Sept. 22	Open date			
Sept. 29	NEW YORK JETS	28-3	W	55,670
Oct. 6	PHILADELPHIA	28-25	W	65,005
Oct. 13	at Tennessee	14-23	L	68,804
Oct. 20	at Baltimore	10-17	L	69,173
Oct. 27	HOUSTON	19-21	L	53,721
Nov. 3	at N.Y. Giants	17-24	L	78,337
Nov. 10	WASHINGTON	26-7	W	66,665
Nov. 17	at Houston	24-21	W	69,711
Nov. 24	at Dallas	19-21	L	62,204
Dec. 1	PITTSBURGH	23-25	L	55,260
Dec. 8	CLEVELAND	20-21	L	46,267
Dec. 15	at Cincinnati	29-15	W	42,092
Dec. 22	TENNESSEE*	10-28	L	51,033
Dec. 29	at Indianapolis	13-20	L	56,755

* TV blackout

	JAX	OPP
TOTAL FIRST DOWNS	275	324
Rushing	105	112
Passing	156	188
Penalty	14	24
Third Down: Made/Att.	71/207	83/212
Third Down Pct.	34.3	39.2
Fourth Down: Made/Att.	18/26	11/20
Fourth Down Pct.	69.2	55.0
POSSESSION AVG.	28:39	31:21
TOTAL NET YARDS	4851	5335
Average per Game	303.2	333.4
Total Plays	959	1042
Average Per Play	5.1	5.1
NET YARDS RUSHING	2089	2071
Average per Game	130.6	129.4
Total Rushes	566	487
NET YARDS PASSING	2762	3264
Average per Game	172.6	204.0
Sacked/Yards Lost	42/257	36/224
Gross Yards	3019	3488
Attempts/Completions	462/268	519/314
Completion Pct.	58.0	60.5
Had Intercepted	9	14
PUNTS/AVERAGE	81/44.2	65/38.7
NET PUNTING AVERAGE	81/37.6	65/32.1
PENALTIES/YARDS	89/685	96/717
FUMBLES/BALLS LOST	12/6	20/13
TOUCHDOWNS	38	35
Rushing	19	24
Passing	18	19
Returns	1	2

BY PERIODS	1	2	3	4	OT	PTS
Jaguars	41	102	72	113	0	328
Opponents	47	100	74	94	0	315

SCORING	TD	RU	PA	RT	PAT	FG	S	TP
Mack	9	9	0	0	0	0	54	
Taylor	8	8	0	0	0	0	52	
Smith	7	7	0	0	0	0	44	
Seder	0	0	0	0	11/11	8/12	0	35
Epstein	0	0	0	0	13/13	5/9	0	28
Brady	4	4	0	0	0	0	24	
Boyd	0	0	0	0	7/7	5/5	0	22
Garrard	2	2	0	0	0	0	12	
Johnson	2	2	0	0	0	0	12	
Lockett	2	2	0	0	0	0	12	
Mitchell	2	2	0	0	0	0	12	
Shaw	2	0	1	1	0	0	12	
Cunningham	0	0	0	0	2/2	1/1	0	5
Meier	0	0	0	0	0	1	2	
Jaguars	38	19	18	1	33/33	19/27	2	328
Opponents	35	14	19	2	32/32	23/34	0	315

2-point conversions: Taylor 2, Smith, Jaguars 3-5, Opponents 2-3

PASSING	ATT	CMP	PCT	YARDS	YDS/ATT	TD	INT	LG	SK/YDS	RATING
Brunell	416	245	58.9	2788	6.70	17	7	79t	34/210	85.7
Garrard	46	23	50.0	231	5.02	1	2	22	7/40	53.8
Johnson	0	0	0.00	0	0.00	0	0	0	1/7	0.0
Jaguars	462	268	58.0	3019	6.53	18	9	79t	42/257	82.5
Opponents	519	314	60.5	3488	6.72	19	14	60t	36/224	81.5

Standings: Fourth in AFC Central

FGS	1-19	20-29	30-39	40-49	50+
Seder	0/0	4/4	2/3	2/4	0/1
Epstein	0/0	3/3	2/3	0/2	0/1
Boyd	0/0	3/3	2/2	0/0	0/0
Cunningham	0/0	1/1	0/0	0/0	0/0
Jaguars	0/0	11/11	6/8	2/6	0/2
Opponents	2/2	7/7	7/12	5/11	2/2

Seder: 0 (0) 0 (0) 0 (0) (50N, 35N, 34G) (24G) (27G, 43G, 27G, 42G) (22G, 40N) (41N, 31G) 0 (0) 0 (0) 0 (0)

Boyd: 0 (0) 0 (0) 0 (0) 0 (0) 0 (0) (33G, 22G) 0 (24G) (32G, 23G)

Cunningham: 0 (0) 0 (0) 0 (0) 0 (0) 0 (0) (23G) 0 (0) 0 (0) (39N, 22G) (50N, 35N, 34G) (24G) (37G, 43G, 27G, 42G) (22G, 40N) (41N, 31G) (23G) (33G, 22G) 0 (24G) (32G, 23G)

Opponents: (33B) (25G, 38G, 39G) (46G) (31G) (40G, 26G, 33G, 32N) (46N, 30G) (45N, 43G, 45G) (41N, 37N, 27G) (49N) (1) (25G, 29G, 30G, 46G, 33G, 50G) (42N, 36B) (51G, 18G, 25G) (46N) (19G, 27G)

SKIPPERS

Henderson 6.5, Stroud 6.5, Coleman 5.0, Spicer 4.0, Ayodele 3.0, Clark 2.0, Meier 2.0, Brackens 1.0, Charlton 1.0, Darius 1.0, McCree 1.0, Rainer 1.0, L. Smith 1.0, Westmoreland 1.0, **Jaguars 36, Opponents 42.**

TACKLES (Solo, Assists, Total)

Rainer (87-101-188), Clark (73-79-152), Darius (74-42-116), Ayodele (51-57-108), Slaughter (47-59-106), McCree (63-22-85), Stroud (40-39-79), Henderson (59-20-79), Bryant (61-6-67), Craft (55-11-66), Westmoreland (26-38-65), Coleman (27-27-54), Spicer (28-17-45), Smith (16-20-36), Meier (20-12-32), Battles (19-6-25), Thomas (23-1-24), Charlton (22-2-24), Brackens (8-8-16), Tuijala (1-4-5), Boyd (3-1-4), Bean (1-0-1), Colinet (1-0-1), Combs (0-1-1), Mills (0-1-1)

USUAL STARTING LINEUP

OFFENSE
WR Jimmy Smith (16)
LT Zach Wiegert (5)
Mike Pearson (11)
LG Brad Meester (16)
C John Wade (16)
RG Chris Naeole (16)
RT Maurice Williams (5)
Todd Fordham (9)
TE Kyle Brady (16)
WR Patrick Johnson (6)
Bobby Shaw (10)
QB Mark Brunell (15)
RB Fred Taylor (16)
FB/TE Pete Mitchell (11)
Patrick Washington (3)

DEFENSE
LE Marco Coleman (16)
DT Marcus Stroud (16)
DT John Henderson (13)
RE Tony Brackens (5)
Rob Meier (7)
Paul Spicer (4)
SLB Danny Clark (12)
MLB Wali Rainer (14)
WLB T.J. Slaughter (6)
LCB Fernando Bryant (16)
RCB Jason Craft (16)
SS Donovan Davis (16)
FS Marlon McCree (16)

ADMIN
COACHES
STAFF
PLAYERS
HISTORY
RECORDS
MISC.



2003 STATISTICS (5-11)

Head Coach: Jack Del Rio

DATE	OPPONENT	SCORE	W/L	ATT
Sept. 7	at Carolina	23-24	L	72,134
Sept. 14	BUFFALO*	17-38	L	58,613
Sept. 21	at Indianapolis	13-23	L	55,770
Sept. 28	at Houston	20-24	L	70,041
Oct. 5	SAN DIEGO*	22-21	W	48,954
Oct. 12	MIAMI	10-24	L	66,437
Oct. 19	Open date			
Oct. 26	TENNESSEE*	17-30	L	55,918
Nov. 2	at Baltimore	17-24	L	69,486
Nov. 9	INDIANAPOLIS*	28-23	W	45,037
Nov. 16	at Tennessee	3-10	L	68,809
Nov. 23	at N.Y. Jets	10-13	L	77,614
Nov. 30	TAMPA BAY	17-10	W	60,543
Dec. 7	HOUSTON*	27-0	W	43,363
Dec. 14	at New England	13-27	L	68,436
Dec. 21	NEW ORLEANS*	20-19	W	49,207
Dec. 28	at Atlanta	14-21	L	70,266

	JAX	OPP
TOTAL FIRST DOWNS	305	276
Rushing	118	84
Passing	163	172
Penalty	24	20
Third Down: Made/Att.	80/216	92/218
Third Down Pct.	37.0	42.2
Fourth Down: Made/Att.	13/26	7/14
Fourth Down Pct.	50.0	50.0
POSSESSION AVG.	30.09	29.51
TOTAL NET YARDS	5358	4657
Average per Game	334.9	291.1
Total Plays	1024	976
Average Per Play	5.2	4.8
NET YARDS RUSHING	2073	1406
Average per Game	129.6	87.9
Total Rushes	481	442
NET YARDS PASSING	3285	3251
Average per Game	205.3	203.2
Sacked/Yards Lost	28/136	24/134
Gross Yards	3421	3385
Atts/Completions	515/303	510/303
Completion Pct.	58.8	59.4
Had Intercepted	17	15
PUNTS/AVERAGE	69/41.3	75/41.0
NET PUNTING AVE.	69/33.5	75/34.1
PENALTIES/YARDS	108/895	103/881
FUMBLES/BALLS LOST	27/14	26/12
TOUCHDOWNS	31	37
Rushing	13	12
Passing	17	23
Returns	1	2

BY PERIODS	1	2	3	4	OT	PTS
Jaguars	34	93	57	92	0	276
Opponents	85	81	57	108	0	331

SCORING	TD	RI	PA	RT	PAT	FG	S	TP		
Marler	0	0	0	0	0	0	30/30	20/33	0	90
Taylor	7	6	1	0	0	0				42
Smith	4	0	4	0	0	0				24
T. Edwards	3	0	3	0	0	0				18
Toeffield	3	2	1	0	0	0				18
Hatchette	2	2	0	2	0	0				12
Lefthewick	2	2	0	0	0	0				12
Wrightster	2	0	2	0	0	0				12
Allen	1	0	1	0	0	0				6
Ayodele	1	0	0	1	0	0				6
Brady	1	0	1	0	0	0				6
Brunell	1	1	0	0	0	0				6
M. Edwards	1	1	0	0	0	0				6
F.-Ma'afala	1	1	0	0	0	0				6
Johnson	1	0	1	0	0	0				6
Lewis	1	0	1	0	0	0				6
Jaguars	31	13	17	1	30/30	20/33	0	276		
Opp.	37	12	23	2	33/34	24/27	1	331		

2-point conversions: Jaguars 0-1, Opp. 1-3

PASSING	ATT	CMP	PCT	YARDS	YDS/ATT	TD	INT	LG	SK/YDS	RATING
Leftwich	418	239	57.2	2819	6.74	14	16	84t	19/90	73.0
Brunell	82	54	65.9	484	5.90	2	0	65t	9/46	89.7
Garrard	12	9	75.0	86	7.17	1	0	28	0/0	122.2
Toeffield	2	1	50.0	32	16.00	0	0	32	0/0	95.8
Royals	1	0	0.00	0	0.00	0	1	0	0/0	0.0
Jaguars	515	303	58.8	3421	6.64	17	17	84t	28/136	76.0
Opponents	510	303	59.4	3385	6.64	23	15	75t	24/134	82.0

RUSHING	NO	YDS	AVG	LG	TD
Taylor	345	1572	4.6	62	6
Toeffield	53	212	4.0	30	2
Fuamatu-Ma'afala	35	144	4.1	18	1
Leftwich	25	108	4.3	18	2
Brunell	8	19	2.4	12	1
M. Edwards	7	13	1.9	3	1
Allen	4	8	2.0	6	0
Lewis	1	6	6.0	6	0
T. Edwards	3	-9	-3.0	4	0
Jaguars	481	2073	4.3	62	13
Opponents	442	1406	3.2	29t	12

RECEIVING	NO	YDS	AVG	LG	TD
Smith	54	805	14.9	67	4
Taylor	48	370	7.7	60t	1
T. Edwards	35	487	13.9	84t	3
M. Edwards	31	226	7.3	32	0
Brady	29	281	9.7	26	1
Johnson	17	253	14.9	28	1
Hankton	17	166	9.8	22	0
Hatchette	15	203	13.5	45	2
Toeffield	14	105	7.5	16	1
Wrightster	13	150	11.5	30	2
Stokes	13	116	8.9	22	0
Allen	6	60	10.0	31	1
Lewis	4	100	25.0	65t	1
Redmond	3	67	22.3	29	0
Fuzar	3	30	10.0	21	0
Luzatni-Ma'afala	1	2	2.0	2	0
Jaguars	303	3421	11.3	84t	17
Opponents	303	3385	11.2	75t	23

INTERCEPTIONS	NO	YDS	AVG	LG	TD
Peterson	3	8	2.7	7	0
Craft	2	29	14.5	21	0
Ayodele	2	15	7.5	13	0
Mathis	2	0	0.0	0	0
Cooper	1	12	12.0	12	0
Brackens	1	4	4.0	4	0
Darius	1	4	4.0	4	0
Trapp	1	4	4.0	4	0
Spicer	1	2	2.0	2	0
Bryant	1	0	0.0	0	0
Jaguars	15	78	5.2	21	0
Opponents	17	198	11.6	52	1

PUNTING	NO	YDS	AVG	NET	TR	IN	LG	B
Royals	45	1852	41.2	34.8	5	9	51	0
Hanson	23	1001	43.5	31.1	1	4	58	1
Jaguars	69	2853	41.3	33.5	6	13	58	1
Opp.	75	3077	41.0	34.1	7	24	58	0

PUNTING	RET	NO	FC	YDS	AVG	LG	TD
Allen	27	15	324	12.0	52	0	0
Lewis	5	0	45	9.0	14	0	0
Mathis	2	3	7	3.5	6	0	0
Jaguars	34	18	376	11.1	52	0	0
Opponents	40	3	420	10.5	40	0	0

KICKOFF	RET	NO	YDS	AVG	LG	TD
Allen	41	831	20.3	61	0	0
Toeffield	14	272	19.4	35	0	0
Lewis	6	111	18.5	26	0	0
M. Edwards	2	44	22.0	24	0	0
Redmond	1	21	21.0	21	0	0
T. Edwards	1	20	20.0	20	0	0
Brady	1	10	10.0	10	0	0
Mathis	1	7	7.0	7	0	0
Jaguars	67	1316	19.6	61	0	0
Opponents	58	1227	21.2	58	0	0

Standings: Third in AFC South

FGS	1-19	20-29	30-39	40-49	50+
Marler	0/0	10/11	4/8	5/12	1/2
Jaguars	0/0	10/11	4/8	5/12	1/2
Opponents	0/0	8/8	9/9	6/8	1/2

Marler: (40G, 55B) (48N, 44G) (46N, 49G, 41N, 37G) (29G, 20G) (53G, 27G) (20G, 31N) (49G) (24G) (I) (44N, 39G) (36N, 23G) (46N, 28N, 41N) (35G, 41N, 28G, 24G, 23G, 34N) (43G, 35G, 21B) (30B)
Opponents: (49G) (27G) (46G, 36G, 29G) (48G, 50N) (I) (51G) (43G, 43G, 33G) (23G, 32G, 23G) (27G, 26G, 27G) (33G, 48N) (36G, 35G) (47G, 45N) (I) (22G, 31G) (33G, 38G) (I)

SACKS
 Brackens 6.0, Stroud 4.5, Douglas 3.5, Henderson 3.5, Meier 1.5, Ayodele 1.0, Barnes 1.0, Peterson 1.0, Slaughter 1.0, Thomas 1.0, **Jaguars 24, Opponents 28.**

TACKLES (Solo, Assists, Total)
 Peterson (87-80-167), Ayodele (97-53-150), Darius (65-53-118), Stroud (82-19-101), Mathis (72-19-91), Henderson (60-17-77), Cooper (37-7-4), Clark (38-35-73), Bryant (59-12-71), Brackens (41-12-53), Spicer (24-13-37), Douglas (27-4-31), Craft (25-5-30), Meier (25-5-30), Slaughter (14-11-25), Barnes (13-2-15), Thomas (7-5-12), A. Mitchell (7-3-10), K. Mitchell (3-7-2), Trapp (3-2-5), Leonard (4-0-4), McCree (0-2-0), Franklin (1-0-1), Adams (0-1-1)

USUAL STARTING LINEUP

- OFFENSE**
 WR Jimmy Smith (12)
 Matthew Hatchette (4)
 LT Mike Pearson (16)
 LG Vince Manuwai (14)
 Jamar Nesbit (2)
 C Brad Meester (16)
 RG Chris Naeole (16)
 RT Maurice Williams (16)
 TE Kyle Brady (15)
 WR Troy Edwards (11)
 J.J. Stokes (3)
 QB Byron Leftwich (13)
 Mark Brunell (3)
 RB Fred Taylor (16)
 FB Marc Edwards (16)

- DEFENSE**
 DE Tony Brackens (15)
 DT Marcus Stroud (16)
 DT John Henderson (16)
 RE Hugh Douglas (16)
 OLB Akin Ayodele (16)
 MLB Mike Peterson (16)
 OLB Danny Clark (9)
 T.J. Slaughter (3)
 Keith Mitchell (2)
 LCB Fernando Bryant (16)
 RCB Rashean Mathis (10)
 Jason Craft (6)
 SS Donovon Darius (16)
 FS Deke Cooper (10)
 Rashean Mathis (6)

ADMIN

COACHES

STAFF

PLAYERS

HISTORY

RECORDS

MISC.



2004 STATISTICS (9-7)

Head Coach: Jack Del Rio

Standings: Second in AFC South

DATE	OPPONENT	SCORE	W/L	ATT
Sept. 12	at Buffalo	13-10	W	72,389
Sept. 19	DENVER*	7-6	W	69,127
Sept. 26	at Tennessee	15-12	W	68,932
Oct. 3	INDIANAPOLIS	17-24	L	73,114
Oct. 10	at San Diego	21-34	L	52,101
Oct. 17	KANSAS CITY*	22-16	W	66,413
Oct. 24	at Indianapolis	13-10	W	56,615
Oct. 31	at Houston	6-20	L	70,502
Nov. 7	Open date			
Nov. 14	DETROIT (OT)	23-17	W	66,431
Nov. 21	TENNESSEE*	15-18	L	69,703
Nov. 28	at Minnesota	16-27	L	64,004
Dec. 5	PITTSBURGH	16-17	L	76,877
Dec. 12	CHICAGO*	22-3	W	67,572
Dec. 19	at Green Bay	28-25	W	70,437
Dec. 26	HOUSTON*	0-21	L	66,227
Jan. 2	at Oakland	13-6	W	41,112

* TV blackout

TOTAL FIRST DOWNS		276	290
Rushing	88	83	
Passing	161	181	
Penalty	30	26	
Third Down: Made /Att.	80/217	84/205	
Third Down Pct.	36.9	41.0	
Fourth Down: Made/Att.	10/18	5/10	
Fourth Down Pct.	55.6	50.0	
POSSESSION AVG.	30:28	29:32	
TOTAL NET YARDS	5009	5134	
Average per Game	313.1	320.9	
Total Plays	991	972	
Average Per Play	5.1	5.3	
NET YARDS RUSHING	1850	1777	
Average per Game	115.6	111.1	
Total Rushes	446	438	
NET YARDS PASSING	3159	3357	
Average per Game	197.4	209.8	
Sacked/Yards Lost	32/156	37/217	
Gross Yards	3315	3574	
Attempts/Completions	513/305	497/306	
Completion Pct.	59.5	61.6	
Had Intercepted	11	16	
PUNTS/AVERAGE	84/42.8	74/44.1	
NET PUNTING AVG.	84/35.5	74/35.1	
PENALTIES/YARDS	109/940	118/966	
FUMBLES/BALLS LOST	23/11	30/12	
TOUCHDOWNS	26	31	
Rushing	9	7	
Passing	17	18	
Returns	0	6	

BY PERIODS	1	2	3	4	OT	PTS
Jaguars	35	75	56	89	6	261
Opponents	61	86	34	99	0	280

SCORING	TD	RU	PA	RT	PAT	FG	S	TP
Scobee	0	0	0	0	21/21	24/31	0	93
J. Smith	6	0	6	0	0	0	0	38
G. Jones	3	3	0	0	0	0	0	18
Taylor	3	2	1	0	0	0	0	18
Wilford	2	2	0	0	0	0	0	14
Hankton	2	0	2	0	0	0	0	12
Leftwich	2	2	0	0	0	0	0	12
R. Williams	1	0	1	0	0	0	0	10
B. Jones	1	0	1	0	0	0	0	8
Brady	1	0	1	0	0	0	0	6
T. Edwards	1	0	1	0	0	0	0	6
Fu-Mafala	1	1	0	0	0	0	0	6
Garrard	1	1	0	0	0	0	0	6
Toefield	1	0	1	0	0	0	0	6
Wrightster	1	0	1	0	0	0	0	6
Favors	0	0	0	0	0	1	2	2
D. Smith	0	0	0	0	0	1	2	2
Jaguars	26	9	17	0	21/21	24/31	2	261
Opponents	31	7	18	6	27/28	21/28	0	280

2-point conversions: R. Williams 2, B. Jones, Wilford, Jaguars 4-4, Opp. 2-3

PASSING	ATT	CMP	PCT	YARDS	YDS/ATT	TD	INT	LG	SK/YDS	RATING
Leftwich	441	267	60.5	2,941	6.67	15	10	65	25/114	82.2
Garrard	72	38	52.8	374	5.19	2	1	36t	6/35	71.2
Toefield	0	0	0.00	0	0.00	0	0	0	1/7	0.0
Jaguars	513	305	59.5	3,315	6.46	17	11	65	32/156	80.7
Opponents	497	306	61.6	3,574	7.19	18	16	54	37/217	82.0

RUSHING	NO	YDS	AVG	LG	TD
Taylor	260	1224	4.7	46	2
Toefield	51	169	3.3	16	0
G. Jones	62	162	2.6	12	3
Leftwich	39	148	3.8	17	2
Garrard	12	76	6.3	12	1
Fuamatu-Ma'afala	20	69	3.5	10	1
Jaguars	446	1850	4.1	46	9
Opponents	438	1777	4.1	47	7

RECEIVING	NO	YDS	AVG	LG	TD
Smith	74	1172	15.8	65	6
T. Edwards	50	533	10.7	36	1
Taylor	36	345	9.6	64	1
Toefield	28	151	5.4	16	1
Williams	27	268	9.9	26	1
Wilford	19	271	14.3	46	2
Yoder	14	157	11.2	56	0
Brady	14	103	7.4	21	1
Wrightster	10	69	6.9	12	1
Hankton	9	81	9.0	14t	2
M. Edwards	7	41	5.9	15	0
B. Jones	6	84	14.5	26t	1
Fuamatu-Ma'afala	4	19	4.8	8	0
G. Jones	3	13	4.3	9	0
Allen	2	8	4.0	5	0
Lewis	1	4	4.0	4	0
Leftwich	1	-7	-7.0	-7	0
Jaguars	305	3315	10.9	65	17
Opponents	306	3574	11.7	54	18

USUAL STARTING LINEUP	NO	YDS	AVG	LG	TD
Jaguars	305	3315	10.9	65	17
Opponents	306	3574	11.7	54	18

INTERCEPTIONS	NO	YDS	AVG	LG	TD
Darius	5	80	16.0	37	0
Mathis	5	42	8.4	21	0
Grant	2	4	2.0	4	0
Washington	2	0	0.0	0	0
Cooper	1	0	0.0	0	0
D. Smith	1	0	0.0	0	0
Jaguars	16	126	7.9	37	0
Opponents	11	163	14.8	43t	1

PUNTING	NO	YDS	AVG	NET	TR	IN	LG	R
Hanson	84	3592	42.8	35.5	9	28	69	0
Jaguars	84	3592	42.8	35.5	9	28	69	0
Opponents	74	3265	44.1	35.1	13	19	80	0

PUNT RET	NO	FC	YDS	AVG	LG	TD
Lewis	23	7	227	9.9	50	0
Allen	15	2	144	9.6	32	0
T. Edwards	3	1	26	8.7	14	0
Mathis	1	0	8	8.0	8	0
Jaguars	42	10	405	9.6	50	0
Opponents	38	13	429	11.3	83t	2

KICKOFF RET	NO	YDS	AVG	LG	TD
Lewis	21	386	18.4	26	0
T. Edwards	15	325	22.3	45	0
Allen	11	210	19.1	25	0
G. Jones	5	90	18.0	23	0
Toefield	3	43	14.3	19	0
Brady	1	15	15.0	15	0
M. Edwards	1	8	8.0	8	0
Jaguars	57	1087	19.1	45	0
Opponents	50	995	19.9	52	0

FGS	1-19	20-29	30-39	40-49	50+
Scobee	0/0	10/10	8/11	5/7	1/3
Jaguars	0/0	10/10	8/11	5/7	1/3
Opponents	0/0	9/9	7/10	5/8	0/1

Scobee: (25G, 27G) (| |) (35N, 48G, 42G, 22G) (|) (51N) (26G, 32G, 26G, 53G) (44G, 49N, 36G) (31G) (35G, 48G, 44N) (33G, 32G, 42G) (32N, 20G, 29G, 36G, 60N) (30G, 25G) (|) (31N) (26G, 22G)

Opponents: (42N, 25G) (44G, 22G, 51N) (26G, 40G) (46G) (21G, 28G) (31G, 42N) (34G) (38G, 21G) (32N, 21G) (41G) (25G, 33G) (37G) (47N, 42G) (35G, 31N) (34B) (35G, 27G)

SACKS
 Favors 5.5, Henderson 5.5, Peterson 5.0, Stroud 4.5, McCray 3.5, Gildon 3.0, Ayodele 2.0, D. Smith 2.0, Barnes 1.0, Cooper 1.0, Grant 1.0, Patterson 1.0, Meier 0.5, Ransom 0.5, Jaguars 37, Opponents 32.

TACKLES (Solo, Assists, Total)
 Peterson (102-76-178), Ayodele (82-49-131), Darius (78-47-125), Henderson (78-20-98), Washington (65-21-86), Grant (63-21-84), Stroud (63-17-80), D. Smith (43-35-78), Mathis (54-17-71), Favors (27-12-39), Cooper (23-12-35), Meier (21-12-33), McCray (21-6-27), Bolden (22-3-25), Hendricks (13-10-23), Gildon (16-3-19), Thomas (14-2-16), Ransom (9-7-16), Barnes (5-5-10), Patterson (2-6-8), Spicer (5-2-7), Blade (4-1-5), Green (2-0-0), Maddox (1-0-1)

DEFENSE

- WR Jimmy Smith (16)
- LT Ephraim Salaam (12)
- Mike Pearson (4)
- LG Vince Manuwai (16)
- C Brad Meester (16)
- CB Chris Naeole (16)
- RG Chris Naeole (16)
- RT Maurice Williams (16)
- TE Kyle Brady (8)
- Todd Yoder (8)
- George Wrightster (3)
- WR Reggie Williams (15)
- QB Byron Leftwich (14)
- RB Fred Taylor (14)
- FB Marc Edwards (5)
- Greg Jones (3)

DEFENSE

- LE Rob Meier (8)
- Bobby McCray (7)
- Paul Spicer (2)
- DT Marcus Stroud (16)
- DT John Henderson (16)
- RE Greg Favors (11)
- Lionel Barnes (3)
- OLB Akin Ayodele (16)
- MLB Mike Peterson (16)
- OLB Daryl Smith (13)
- LCB Rashean Mathis (16)
- RCB Dewayne Washington (16)
- SS Donovan Darius (16)
- FS Deon Grant (16)



2005 STATISTICS (12-4)

Head Coach: Jack Del Rio

Postseason: 0-1

Standings: Second in AFC South

DATE	OPPONENT	SCORE	W/L	ATT
Sept. 11	SEATTLE	26-14	W	65,204
Sept. 18	at Indianapolis	3-10	L	56,460
Sept. 25	at N.Y. Jets (OT)	26-20	W	77,422
Oct. 2	DENVER	7-20	L	66,045
Oct. 9	CINCINNATI	23-20	W	66,397
Oct. 16	at Pittsburgh (OT)	23-17	W	63,891
Oct. 23	Open date			
Oct. 30	at St. Louis	21-24	L	65,251
Nov. 6	HOUSTON	21-14	W	64,613
Nov. 13	BALTIMORE	30-3	W	66,107
Nov. 20	at Tennessee	31-28	W	69,149
Nov. 27	at Arizona	24-17	W	37,198
Dec. 4	at Cleveland	20-14	W	70,941
Dec. 11	INDIANAPOLIS	18-26	L	67,164
Dec. 18	SAN FRANCISCO	10-9	W	64,764
Dec. 24	at Houston	38-20	W	70,025
Jan. 1	TENNESSEE	40-13	W	65,485
Jan. 7	at New England	3-28	L	68,756

RUSHING	NO	YDS	AVG	LG	TD
Taylor	194	787	4.1	71t	3
G. Jones	151	675	3.8	27	4
Garrard	31	172	5.5	28	3
Pearman	39	149	3.8	45	1
Toefield	36	142	3.9	32t	4
Leftwich	31	67	2.2	9	2
M. Jones	12	51	4.3	25	0
Wimbush	3	12	4.0	7	1
Williams	2	3	1.5	10	0
Gray	3	1	0.3	3	0
Jaguars	502	1959	3.9	71t	18
Opponents	434	1709	3.9	51	4

SACKS	NO	YDS
Hayward	8.5	Spicer 7.5, Peterson 6.0, Meier 6.0, McCray 5.5, D. Smith 4.0, Henderson 3.0, Ayodele 2.5, Grant 1.5, Stroud 1.0, Maddox 1.0, Cousin 0.5, Jaguars 47, Opponents 32.

RECEIVING	NO	YDS	AVG	LG	TD
Smith	70	1023	14.6	45t	6
Wilford	41	681	16.6	39	7
M. Jones	36	432	12.0	42	5
Williams	35	445	12.7	41	0
Pearman	32	240	7.5	19	0
Brady	18	157	8.7	33	1
Wrightster	13	120	9.2	27	2
Taylor	13	83	6.4	13	0
G. Jones	10	65	6.5	10	0
Wimbush	5	26	5.2	6	0
B. Jones	3	49	16.3	41	0
Toefield	3	17	5.7	11	0
Hankton	3	15	5.0	8	0
Manuwai	1	-1	-1.0	-1	0
Jaguars	283	3352	11.8	45t	21
Opponents	285	3223	11.3	83t	22

TACKLES (Solo, Assists, Total)
Peterson (104-86-190), D. Smith (68-49-117), Ayodele (62-38-100), Grant (69-21-90), Henderson (62-21-83), Cooper (52-28-80), Wright (50-28-78), Mathis (46-24-70), Stroud (42-24-66), Spicer (43-13-56), Cousin (31-25-56), Hayward (39-10-49), Meier (35-12-47), Sensabaugh (21-10-31), McCray (20-3-23), Wiley (7-4-11), Darius (6-2-8), Thomas (5-2-7), Gilbert (4-3-7), Favors (1-4-5), Richardson (3-1-4), Maddox (3-1-4), Starks (3-1-4), Winborn (2-0-2), Roberson (1-1-2), Davis (1-0-1), Sorensen (1-0-1), Chase (0-1-1)

	JAX	OPP
TOTAL FIRST DOWNS	301	273
Rushing	97	79
Passing	170	158
Penalty	34	36
Third Down: Made/Att.	93/225	67/205
Third Down Pct.	41.3	32.7
Fourth Down: Made/Att.	4/10	4/14
Fourth Down Pct.	40.0	28.6
POSSESSION AVG.	31.33	28.27
TOTAL NET YARDS	5149	4655
Average per Game	321.8	290.9
Total Plays	1021	963
Average Per Play	5.0	4.8
NET YARDS RUSHING	1959	1709
Average per Game	122.4	106.8
Total Rushes	502	44
NET YARDS PASSING	3190	2946
Average per Game	199.4	184.1
Sacked/Yards Lost	32/162	47/277
Gross Yards	3352	3223
Attempts/Completions	487/283	482/285
Completion Pct.	58.1	59.1
Had Intercepted	6	19
PUNTS/AVERAGE	83/42.4	88/42.8
NET PUNTING AVERAGE	83/36.9	88/36.7
PENALTIES/YARDS	121/1006	130/1055
FUMBLES/BALLS LOST	27/11	21/9
TOUCHDOWNS	42	30
Rushing	18	4
Passing	21	22
Returns	3	4

INTERCEPTIONS	NO	YDS	AVG	LG	TD
Mathis	5	79	15.8	41t	1
Cousin	4	18	4.5	14	0
Peterson	3	54	18.0	26t	1
Grant	3	29	9.7	29	0
Wright	2	4	2.0	4	0
Cooper	1	0	0.0	0	0
Smith	1	0	0.0	0	0
Jaguars	19	184	9.7	41t	2
Opponents	6	90	15.0	37	0

USUAL STARTING LINEUP

OFFENSE
WR Jimmy Smith (16)
LT Khalif Barnes (12)
Mike Pearson (2)
Ephraim Salaam (2)
LG Vince Manuwai (16)
C Brad Meester (12)
Dennis Norman (4)
RG Chris Naolele (15)
RT Maurice Williams (16)
TE Kyle Brady (14)
Reggie Wrightster (6)
WR Reggie Williams (7)
Ernest Wilford (8)
QB Byron Leftwich (11)
David Garrard (5)
RB Fred Taylor (11)
LaBrandon Toefield (2)
FB Greg Jones (16)

PUNTING	NO	YDS	AVG	NET	TR	IN	LG	R
Hanson	82	3517	42.9	36.9	11	33	74	1
Jaguars	82	3517	42.9	36.9	11	33	74	1
Opp.	88	3763	42.8	36.7	6	22	75	1

DEFENSE
LE Reggie Hayward (15)
DT Marcus Stroud (16)
DT John Henderson (15)
RE Paul Spicer (14)
OLB Akin Ayodele (11)
MLB Mike Peterson (16)
OLB Daryl Smith (16)
DB Terry Cousin (5)
LCB Rashean Mathis (16)
RCB Kenny Wright (16)
SS Donovan Darius (2)
Deke Cooper (12)
Geord Sensabaugh (2)
FS Dean Grant (16)

PIUNT RET.	NO	FC	YDS	AVG	LG	TD
Pearman	49	15	410	8.4	24	0
Owens	3	0	6	2.0	6	0
Mathis	1	0	-1	-1.0	-1	0
Jaguars	53	15	415	7.8	24	0
Opponents	29	15	236	8.1	72t	1

KICKOFFRET	NO	YDS	AVG	LG	TD
Wimbush	39	955	24.5	91t	1
Pearman	8	187	23.4	34	0
Alexis	1	31	31.0	31	0
Brady	1	24	24.0	24	0
G. Jones	1	0	0.0	0	0
Jaguars	50	1197	23.9	91t	1
Opponents	56	1327	23.7	85	0

2-point conversions: Garrard, Jaguars 1-1, Opp. 0-0

FGS	1-19	20-29	30-39	40-49	50+
Scobie	0/0	9/9	7/8	5/10	2/3
Jaguars	0/0	9/9	7/8	5/10	2/3
Opponents	0/0	2/2	8/10	9/14	1/1

Score: (23G, 41G, 43N, 29G, 41G) (42N, 28G) (32G, 40G) () (32G, 51G, 53G) (23G) (49N, 44N) () (46G, 33G, 26G) (31G) (30G, 38N) (24G, 29G) (27G) (52N, 32G) (40N, 26G) (46G, 38G)

Opponents: () (41G) (35G, 25G) (41N, 46B, 33G, 42G) (31G, 46G) (29G, 46N) (41G) () (41G) () (43N, 42G) (34N) (40G, 34G, 38G, 46G) (35G, 47G, 33G) (37G, 53G, 38N, 48N) ()

BY PERIODS	1	2	3	4	OT	PTS
Jaguars	67	70	113	99	12	361
Opponents	30	117	36	86	0	269

SCORING	TD	BL	PA	RT	PAT	FG	S	TP
Marler	0	0	0	0	30/30	20/33	0	90
Scobie	0	0	0	0	38/39	23/30	0	107
Wilford	7	0	7	0	0	0	0	42
Smith	6	0	6	0	0	0	0	36
M. Jones	5	0	5	0	0	0	0	30
G. Jones	4	4	0	0	0	0	0	24
Toefield	4	4	0	0	0	0	0	24
Garrard	3	3	0	0	0	0	0	20
Taylor	3	3	0	0	0	0	0	18
Leftwich	2	2	0	0	0	0	0	12
Wimbush	2	1	0	1	0	0	0	12
Wrightster	2	0	2	0	0	0	0	12
Brady	1	0	1	0	0	0	0	6
Mathis	1	0	1	0	0	0	0	6
Pearman	1	1	0	0	0	0	0	6
Peterson	1	0	0	1	0	0	0	6
Jaguars	42	18	21	3	38/39	23/30	0	381
Opp.	30	4	22	4	29/30	20/27	0	269

PASSING	ATT	CMP	PCT	YARDS	YDS/ATT	TD	INT	LG	SK/YDS	RATING
Leftwich	302	175	57.9	2123	7.03	15	5	45t	23/110	89.3
Garrard	168	98	58.3	1117	6.65	4	1	37	8/45	83.9
Gray	14	6	57.1	100	7.14	2	0	26	1/7	119.0
M. Jones	3	2	66.7	12	4.00	0	0	6	0/0	74.3
Jaguars	487	283	58.1	3352	6.88	21	6	45t	32/162	88.4
Opponents	482	285	59.1	3223	6.69	22	19	83t	47/277	78.0

ADMIN

COACHES

STAFF

PLAYERS

HISTORY

RECORDS

MISC.



2006 STATISTICS (8-8)

Head Coach: Jack Del Rio

Standings: Third in AFC South

DATE	OPPONENT	SCORE	W/L	TIX DIS.
Sept. 10	DALLAS	24-17	W	67,164
Sept. 18	PITTSBURGH	9-0	W	67,164
Sept. 24	at Indianapolis	14-21	L	57,041
Oct. 1	at Washington (OT)	30-36	L	89,450
Oct. 8	N.Y. JETS	41-0	W	66,604
Oct. 15	Open date			
Oct. 22	at Houston	7-27	L	70,035
Oct. 29	at Philadelphia	13-6	W	69,249
Nov. 5	TENNESSEE	37-7	W	66,524
Nov. 12	HOUSTON	10-13	L	85,918
Nov. 20	N.Y. GIANTS	26-10	W	67,164
Nov. 26	at Buffalo	24-27	L	63,608
Dec. 3	at Miami	24-10	W	73,160
Dec. 10	INDIANAPOLIS	44-17	W	67,164
Dec. 17	at Tennessee	17-24	L	69,143
Dec. 24	NEW ENGLAND	21-24	L	67,164
Dec. 31	at Kansas City	30-35	L	77,500

	JAX	OPP
TOTAL FIRST DOWNS	293	259
Rushing	127	94
Passing	147	143
Penalty	19	22
Third Down: Made/Att.	85/217	63/227
Third Down Pct.	39.2	36.6
Fourth Down: Made/Att.	7/14	4/14
Fourth Down Pct.	50.0	28.6
POSSESSION AVG.	32:11	27:49
TOTAL NET YARDS	5423	4538
Average per Game	338.9	283.6
Total Plays	989	978
Average Per Play	5.5	4.6
NET YARDS RUSHING	2541	1460
Average per Game	158.8	91.3
Total Rushes	513	420
NET YARDS PASSING	2882	3078
Average per Game	180.1	192.4
Sacked/Yards Lost	30/178	35/200
Gross Yards	3060	3278
Att./Completions	446/266	523/294
Completion Pct.	59.6	56.2
Had Intercepted	14	20
PUNTS/AVERAGE	73/40.0	90/41.4
NET PUNTING AVE.	73/33.4	90/35.8
PENALTIES/YARDS	97/806	80/884
FUMBLES/BALLS LOST	16/9	12/4
TOUCHDOWNS	42	32
Rushing	23	14
Passing	17	12
Returns	2	6

SCORING	TD	R	P	A	PT	FG	S	TP
Scobee	0	0	0	0	41/41	26/32	0	119
Jones-Drew	16	13	2	1	0	0	0	96
Taylor	6	5	1	0	0	0	0	36
M. Jones	4	0	4	0	0	0	0	24
R. Williams	4	0	4	0	0	0	0	24
Wrightster	3	0	3	0	0	0	0	18
Gray	2	2	0	0	0	0	0	12
Leftwich	2	2	0	0	0	0	0	12
Wilford	2	0	2	0	0	0	0	12
Lewis	1	0	1	0	0	0	0	6
Pearman	1	0	1	0	0	0	0	6
Starks	1	0	0	1	0	0	0	6
Jaguars	42	23	17	2	41/41	26/32	0	371
Opponents	32	14	12	6	31/31	17/24	0	274

2-point conversions: JAGUARS 0-1, OPPONENTS 0-0

BY PERIODS	1	2	3	4	OT	PTS
Jaguars	72	112	80	107	0	371
Opponents	61	64	72	71	6	274

PASSING	ATT	CMP	PCT	YARDS	YDS/ATT	TD	INT	LG	SACK/YDS	RATING
Garrard	241	145	60.2	1735	7.20	10	9	49	20/119	80.5
Leftwich	183	108	59.0	1159	6.33	7	5	51t	9/48	79.0
Gray	22	13	59.1	166	7.55	0	0	32	1/11	82.8
M. Jones	0	0	---	0	---	0	0	---	0/0	---
Jaguars	446	266	59.6	3060	6.86	17	14	51t	30/178	80.0
Opponents	523	294	56.2	3278	6.27	12	20	68t	35/200	66.8

RUSHING	NO	YDS	AVG	LG	TD
Taylor	231	1146	5.0	76	5
Jones-Drew	166	941	5.7	74t	13
Garrard	47	250	5.3	20	0
Pearman	19	89	4.7	12	1
Leftwich	25	41	1.6	7	2
R. Williams	7	33	4.7	10	0
Gray	2	26	13.0	17t	2
Toefield	10	22	2.2	12	0
Alexis	3	5	1.7	3	0
Wimbush	1	3	3.0	3	0
M. Jones	2	-15	-7.5	-6	0
Jaguars	513	2541	5.0	76	23
Opponents	420	1460	3.5	40	14

RECEIVING	NO	YDS	AVG	LG	TD
R. Williams	52	616	11.8	48	4
Jones-Drew	46	436	9.5	51t	2
M. Jones	41	643	15.7	49	4
Wrightster	39	353	9.1	23	3
Wilford	36	524	14.6	41	2
Taylor	23	242	10.5	36	1
Lewis	13	126	9.7	31	1
Hankton	5	48	9.6	15	0
Brady	5	37	7.4	13	0
Wimbush	4	23	5.8	9	0
Pearman	2	12	6.0	7	0
Jaguars	266	3060	11.5	51t	17
Opponents	294	3278	11.1	68t	12

INTERCEPTIONS	NO	YDS	AVG	LG	TD
Mathis	8	146	18.3	55	0
Grant	2	25	12.5	24	0
Sensabaugh	2	8	4.0	8	0
Starks	1	55	55.0	55t	1
Cousin	1	16	16.0	16	0
Peterson	1	15	15.0	15	0
Greisen	1	6	6.0	6	0
D. Smith	1	4	4.0	4	0
B. Williams	1	4	4.0	4	0
Webb	1	1	1.0	1	0
Ingram	1	0	0.0	0	0
Jaguars	20	280	14.0	55t	1
Opponents	14	222	15.9	83t	2

PUNTING	NO	YDS	AVG	NET	TB	IN	LG	B
Hanson	72	2920	40.6	33.4	7	20	58	1
Jaguars	73	2820	40.0	22.4	7	20	58	1
Opp.	90	3724	41.4	35.8	7	25	73	2

PUNT RET.	NO	FC	YDS	AVG	LG	TD
Pearman	32	16	283	8.8	29	0
C. Owens	9	5	56	6.2	13	0
Mathis	2	1	9	4.5	9	0
Jones-Drew	1	0	13	13.0	13	0
Toefield	1	0	0	0.0	0	0
Jaguars	45	22	361	8.0	29	0
Opponents	29	16	343	11.8	82t	2

KICKOFF RET.	NO	YDS	AVG	LG	TD
Jones-Drew	31	860	27.7	93t	1
Wimbush	8	181	22.6	33	0
Brady	4	18	4.5	9	0
Pearman	3	56	18.7	22	0
Collier	1	8	8.0	8	0
M. Owens	1	4	4.0	4	0
Toefield	1	9	9.0	9	0
Jaguars	49	1136	23.2	93t	1
Opponents	60	1262	21.0	70	0

FGS	1-19	20-29	30-39	40-49	50+	
Scobee	0/0	5/6	7/7	14/18	0/1	
Jaguars	0/0	5/6	7/7	14/18	0/1	
Opponents	0/0	7/7	3/6	7/10	0/1	
SCOBEE:	(35G, 49N)	(31G, 32G, 42G)	(24N, 49N)	(46G, 43G, 41G)	(43G, 40G)	
()	(1)	(40G, 27G)	(47G, 21G, 39G)	(44G)	(39G, 24G, 23G, 48G)	
(42N, 27G)	(46G, 41G)	(42N, 27G)	(48N, 48G, 34G, 46G)	(43G)	(53N)	(33G)

OPPONENTS: (32G, 36N) () () (44G, 37G, 37G) () (38N, 43G, 21G) (25G, 28G) () (25G, 32N, 52N, 28G) (40G) (21G, 42G) (42N, 42G) (41G) (44N, 27G) (48G, 49N) ()

SACKS
McCray 10, Meier 5, Henderson 3.5, Spicer 3, Smith 3, Stroud 2.5, Hawkins 2, Pettway 2, Ingram 1.5, McDaniel 1, Gilbert 1, Stanley 0.5, **Jaguars 35, Opponents 30.**

TACKLES (Solo, Assists, Total)
Smith (107-83-170), Ingram (67-50-117), Grant (61-24-85), Greisen (48-34-82), Mathis (54-17-71), Henderson (52-12-64), Williams (47-16-63), Darius (47-13-60), Spicer (43-14-47), McCray (42-7-49), Sensabaugh (33-14-47), Peterson (27-20-47), Meier (37-8-45), Cousin (30-12-42), Stroud (31-3-34), Starks (14-13-27), McDaniel (15-6-21), Willey (14-5-19), Webb (13-3-16), Gilbert (12-4-16), Hawkins (7-1-8), Iwuh (4-3-7), Pettway (5-0-5), Fudge (5-0-5), Stanley (3-1-4), Cordova (3-0-3), Sorensen (2-0-2), Hayward (1-1-0)

USUAL STARTING LINEUP

OFFENSE
WR Ernest Wilford (12)
Matt Jones (4)
LT Khalif Barnes (15)
LG Vince Manuwai (16)
C Brad Meester (16)
RG Chris Naeole (16)
RT Maurice Williams (16)
TE Kyle Brady (14)
George Wrightster (10)
Marcedes Lewis (3)
WR Reggie Williams (14)
QB Byron Leftwich (6)
DB David Garrard (10)
RB Fred Taylor (15)
FB Derrick Wimbush (6)

DEFENSE
DE Reggie Hayward (1)
Bobby McCray (11)
DT Marcus Stroud (11)
Rob Meier (8)
DT John Henderson (16)
DE Paul Spicer (16)
OLB Nick Greisen (10)
Clint Ingram (11)
MLB Mike Peterson (5)
OLB Daryl Smith (16)
DB Terry Cousin (4)
LCB Rashean Mathis (16)
RCB Brian Williams (15)
SS Donovan Darius (10)
Gerald Sensabaugh (7)
FS Deon Grant (16)

ADMIN

COACHES

STAFF

PLAYERS

HISTORY

RECORDS

MISC.



2008 STATISTICS (5-11)

Head Coach: Jack Del Rio

DATE	OPPONENT	SCORE	W/L	TD/OS
Sept. 7	at Tennessee	10-17	L	69/143
Sept. 14	BUFFALO	16-20	L	65/167
Sept. 21	at Indianapolis	33-21	W	65/938
Sept. 28	HOUSTON (OT)	30-27	W	64/061
Oct. 5	PITTSBURGH	21-16	L	65/908
Oct. 12	at Denver	24-17	W	75/674
Oct. 19	Open date			
Oct. 26	CLEVELAND	17-23	L	64/775
Nov. 2	at Cincinnati	19-21	L	64/238
Nov. 9	at Detroit	38-14	W	52/631
Nov. 16	TENNESSEE	14-24	L	65/258
Nov. 23	MINNESOTA	12-30	L	65/064
Dec. 1	at Houston	17-30	L	70/809
Dec. 7	at Chicago	10-23	L	61/736
Dec. 14	GREEN BAY	20-16	W	65/457
Dec. 18	INDIANAPOLIS	24-31	L	65/648
Dec. 28	at Baltimore	7-27	L	71/366

	JAX	OPP
TOTAL FIRST DOWNS	312	289
Rushing	107	98
Passing	183	166
Penalty	22	25
Third Down: Made/Att.	87/213	82/200
Third Down Pct.	40.8	41.0
Fourth Down: Made/Att.	14/24	5/11
Fourth Down Pct.	58.3	45.5
POSSESSION AVG.	31:22	28:38
TOTAL NET YARDS	5106	5295
Average per Game	319.1	330.9
Total Plays	1005	922
Average Per Play	5.1	5.7
NET YARDS RUSHING	1774	1709
Average per Game	110.9	106.8
Total Rushes	426	428
NET YARDS PASSING	3332	3586
Average per Game	208.3	224.1
Sacked/Yards Lost	42/288	29/191
Gross Yards	3620	3777
Att./Completions	537/335	465/297
Completion Pct.	62.4	63.9
Had Intercepted	13	13
PUNTS/AVERAGE	67/43.3	67/43.0
NET PUNTING AVE.	67/36.9	67/36.8
PENALTIES/YARDS	104/813	80/691
FUMBLES/BALLS LOST	23/11	15/4
TOUCHDOWNS	35	41
Rushing	17	14
Passing	15	25
Returns	3	2

SCORING	TD	RU	PA	RT	PAT	FG	S	TP
Scobee	0	0	0	0	33/33	19/25	0	90
Jones-Drew	14	12	2	0				84
Owens	3	2	0	0				18
Williams	3	0	3	0				18
Garrard	2	2	0	0				12
M. Jones	2	0	2	0				12
Lewis	2	0	2	0				12
Mathis	2	0	2	0				12
Northcutt	2	0	2	0				12
G. Jones	1	0	1	0				6
Pearman	1	0	1	0				6
Porter	1	0	1	0				6
Taylor	1	0	1	0				6
Williamson	1	0	1	0				6
Jaguars	35	17	15	3	33/33	19/25	1	302
Opp.	41	14	25	2	40/40	27/30	0	367

BY PERIODS	1	2	3	4	OT	PTS
Jaguars	58	88	62	91	3	302
Opponents	101	102	50	114	0	367

PASSING	ATT	CMP	PCT	YARDS	YDS/ATT	TD	INT	LG	SK/YDS	RATING
Garrard	535	335	62.6	3,620	6.77	15	13	41	42/288	81.7
Lemon	2	0	0.0	0	0.00	0	0	0	0/0	39.6
Jaguars	537	335	62.4	3,620	6.74	15	13	41	42/288	81.4
Opponents	465	297	63.9	3,777	8.12	25	13	56t	29/191	95.4

Standings: Fourth in AFC South

FGS	1-19	20-29	30-39	40-49	50+
Scobee	0/0	7/7	3/6	5/7	4/5
Jaguars	0/0	7/7	3/6	5/7	4/5
Opponents	0/0	9/9	10/12	6/7	2/2

Scobee: (37N, 27G) (28G, 50G, 39G) (26G, 21G, 51G) (46G, 40G, 37G) () (48G) (388, 53G) (52G, 26G) (34G) () (21G, 46N, 38N) (43N, 29G) (42G) (51N) (44G) ()

Jaguars: (37N, 27G) (28G, 50G, 39G) (26G, 21G, 51G) (46G, 40G, 37G) () (48G) (388, 53G) (52G, 26G) (34G) () (21G, 46N, 38N) (43N, 29G) (42G) (51N) (44G) ()

Opponents: (47G) (21G, 45G) () (27G, 47G) (38G, 23G) (39G) (32G, 20G, 42G) () (338) (32G) (54G, 32G, 22G) (38G, 50G, 20G) (22G, 36G, 35G) (22G, 23G, 38G) (30N, 45G) (32G, 48N, 41G)

SACKS

Hayward 4.5, Harvey 3.5, Spicer 3.5, Groves 2.5, Smith 2.5, Henderson 2.0, Ingram 2.0, Landri 2.0, Meier 2.0, Kennedy 1.0, Mathis 1.0, Mincey 1.0, Peterson 1.0, McDaniel 0.5, **Jaguars 29**, Opponents 42.

USUAL STARTING LINEUP

OFFENSE

- WR Reggie Williams (11)
- Jerry Porter (6)
- LT Khalif Barnes (16)
- LG Wayne Manuawai (1)
- Uche Nwanui (15)
- C Brad Meester (10)
- Dennis Norman (6)
- RG Maurice Williams (1)
- Milford Brown (4)
- Tutan Reyes (3)
- Dennis Norman (8)
- RT Tony Pashos (16)
- TE Marcedes Lewis (15)
- TE Richard Angelo (7)
- Greg Estandia (2)
- WR Matt Jones (10)
- Troy Williamson (2)
- QB David Garrard (16)
- RB Fred Taylor (13)
- Maurice Jones-Drew (3)
- FB Greg Jones (7)

DEFENSE

- DE Paul Spicer (10)
- Derrick Harvey (9)
- DT John Henderson (14)
- John McDaniel (3)
- DT Rob Meier (15)
- DE Reggie Hayward (13)
- OLB Daryl Smith (8)
- Clint Ingram (8)
- MLB Mike Peterson (10)
- Daryl Smith (6)
- OLB Clint Ingram (4)
- Justin Durant (12)
- CB Rashean Mathis (12)
- William James (1)
- CB Drayton Florence (8)
- Brian Williams (11)
- SS Brian Williams (5)
- Gerald Sensabaugh (10)
- FS Reggie Nelson (13)
- Gerald Sensabaugh (3)

RUSHING	NO	YDS	AVG	LG	TD
Jones-Drew	197	824	4.2	46t	12
Taylor	143	556	3.9	34	1
Garrard	73	322	4.4	24	2
Owens	2	43	21.5	41t	2
G. Jones	2	13	6.5	13	0
Northcutt	1	9	9.0	9	0
Washington	1	9	2.3	6	0
Williams	1	1	1.0	1	0
Williams	1	0	0.0	0	0
Lemon	2	-3	-1.5	-1	0
Jaguars	426	1,774	4.2	46t	17
Opponents	428	1,709	4.0	40t	14

RECEIVING	NO	YDS	AVG	LG	TD
M. Jones	65	761	11.7	35	2
Jones-Drew	62	565	9.1	26	2
Taylor	44	545	12.4	41	2
Northcutt	41	489	11.9	30t	2
Williams	37	364	9.8	32	3
Walker	16	217	13.6	32	0
Taylor	16	98	6.1	17	0
G. Jones	13	116	8.9	22	1
Porter	11	181	16.5	33	1
Estandia	10	113	11.3	23	0
Angulo	8	63	7.9	17	0
Williamson	5	30	6.0	10t	1
Wrightster	2	35	17.5	27	0
Owens	2	17	8.5	10	0
Pearman	1	23	23.0	23t	1
Washington	1	9	9.0	9	0
Garrard	1	-6	-6.0	-6	0
Jaguars	335	3,620	10.8	41	15
Opponents	297	3,777	12.7	56t	25

INTERCEPTIONS	NO	YDS	AVG	LG	TD
Mathis	4	151	37.8	72t	2
Sensabaugh	4	38	9.5	23	0
Williams	2	31	15.5	27	0
Nelson	2	0	0.0	0	0
Harvey	1	0	0.0	0	0
Jaguars	13	220	16.9	72t	2
Opponents	13	181	13.9	42	1

PUNTING	NO	YDS	AVG	NET	TR	IN	LG	B
Weatherford	21	915	43.6	37.7	3	2	57	0
Podlesh	46	1989	43.2	36.6	5	12	60	0
Jaguars	67	2904	43.3	36.9	8	14	60	0
Opp.	67	2878	43.0	36.8	7	25	61	0

PUNT RET.	NO	FC	YDS	AVG	LG	TD
Witherspoon	17	9	192	11.3	38	0
Jones-Drew	7	1	69	9.9	15	0
Northcutt	5	7	14	2.8	9	0
Jaguars	29	17	275	9.5	38	0
Opponents	31	19	269	8.7	28	0

KICKOFF RET.	NO	YDS	AVG	LG	TD
Witherspoon	52	1250	24.0	51	0
Jones-Drew	13	281	21.6	33	0
Williamson	4	84	21.0	26	0
G. Jones	2	19	9.5	10	0
Owens	2	30	15.0	20	0
Reyes	1	14	14.0	14	0
Jaguars	74	1678	22.7	51	0
Opponents	51	1015	19.9	52	0

2-point conversions: Jaguars 0-2, Opponents 0-1

ADMIN

COACHES

STAFF

PLAYERS

HISTORY

RECORDS

MISC.



2008 DEFENSIVE STATISTICS

TACKLES	TT	UT	A	SACKS	INT	PD	TFL	QBP	FF	FR
Mike Peterson	139	88	51	1-7	0	3	0	2	0	0
Daryl Smith	130	89	41	2.5-16	0	4	4	7	1	0
Justin Durant	113	81	32	0	0	6	7	1	0	0
Brian Williams	89	78	11	0	2-31	7	3	0	0	0
Gerald Sensabaugh	82	70	12	0	4-38	4	2	2	0	0
Clint Ingram	72	38	34	2-5	0	0	5	2	0	0
Reggie Nelson	64	45	19	0	2-0	3	0	0	0	0
John Henderson	53	37	16	2-19	0	3	3	13	0	0
Paul Spicer	50	34	16	3.5-14	0	5	4	21	1	0
Rob Meier	45	31	14	2-17	0	0	4	20	0	0
Derrick Harvey	35	23	12	3.5-21	1-0	1	3	29	0	0
Rashean Mathis	33	33	0	1-6	4-151*	5	0	0	1	1
Reggie Hayward	31	24	7	4.5-34.5	0	4	4	22	2	1
Drayton Florence	26	24	2	0	0	5	0	0	1	1
Derek Landri	23	12	11	2-11	0	1	3	15	0	0
Tony McDaniel	22	15	7	0.5-4	0	3	0	3	0	0
Pierson Prioleau	18	15	3	0	0	2	0	0	0	0
Quentin Groves	17	12	5	2.5-25.5	0	1	1	11	1	0
William James	15	15	0	0	0	0	0	0	0	0
Jimmy Kennedy	8	4	4	1-3	0	0	0	7	0	0
Brian Witherspoon	7	7	0	0	0	0	0	0	0	0
Jeremy Mincey	6	3	3	1-8	0	0	0	0	0	0
Brian Iwuh	2	0	2	0	0	0	0	1	0	0
Mkristo Bruce	0	0	0	0	0	0	0	0	0	0

* Returned an interception 61 yards for a touchdown at Indianapolis; returned an interception 72 yards for a touchdown vs. Pittsburgh

SPECIAL TEAMS	TACKLES	SOLO	ASST	BLK/KICK	FF	FR
Pierson Prioleau	22	16	6	0	0	0
Montell Owens	18	14	4	0	0	1**
Greg Estandia	13	8	5	0	0	0
Brian Iwuh	12	10	2	0	0	0
Chad Nkang	7	5	2	0	1	0
Gerald Sensabaugh	6	6	0	1^	0	0
Josh Scobee	6	4	2	0	0	0
Reggie Nelson	5	4	1	0	0	0
Quentin Groves	4	3	1	0	0	0
Adam Podlesh	4	3	1	0	0	0
Troy Williamson	4	3	1	0	0	0
Clint Ingram	4	2	2	0	0	0
Justin Durant	3	3	0	0	0	0
Omare Lowe	3	3	0	0	0	0
Mike Walker	3	3	0	0	0	0
Chauncey Washington	3	2	1	0	0	0
Thomas Williams	3	2	1	0	1	0
Tim Shaw	3	1	2	0	0	0
Joe Zelenka	3	1	2	0	0	0
Brian Witherspoon	2	2	0	0	0	0
Greg Jones	1	1	0	0	0	0
Steve Weatherford	1	1	0	0	0	0
William James	1	0	1	0	0	0

** Returned a fumble 18 yards for a touchdown at Cincinnati

^ Blocked field goal recovered by Reggie Nelson and returned 34 yards

ADMIN

COACHES

STAFF

PLAYERS

HISTORY

RECORDS

MISC.



PLAYOFF GAME SUMMARIES

1996 AFC WILD CARD PLAYOFF • JAGUARS 30, BILLS 27 DECEMBER 28, 1996, RICH STADIUM

JACKSONVILLE JAGUARS (10-7)	10	7	3	10	—	30
BUFFALO BILLS (10-7)	14	3	3	7	—	27

The Jaguars won their first-ever playoff game with a come-from-behind victory over Buffalo and became the first road team to win a postseason game at Rich Stadium. Natrone Means rushed for 175 yards and a touchdown, and Mike Hollis kicked three field goals, the game-winner with 3:07 to play. Buffalo jumped out to a 7-0 lead, but Clyde Simmons intercepted Jim Kelly and ran 20 yards for a score to tie the game. Simmons also had two sacks. Buffalo took a 27-20 lead early in the fourth quarter, but Mark Brunell found Jimmy Smith for a 2-yard TD pass to tie the score, and Aaron Beasley recovered a fumble prior to Hollis' field goal.

TEAM	QTR	TIME	SCORING PLAY	TEAM STATS	JAX	BUF
Buf.	1	11:30	Thomas 7 pass from Kelly (Christie kick)	First Downs	18	19
Jax.	1	6:26	Simmons 20 interception return (Hollis kick)	Total Yards	409	308
Buf.	1	2:26	Thomas 2 run (Christie kick)	Rushing Yards	184	92
Jax.	1	0:10	Hollis 27 field goal	Passing Yards	225	216
Jax.	2	3:45	Means 30 run (Hollis kick)	Att-Comp-Int	33-18-2	36-22-1
Buf.	2	1:56	Christie 33 field goal	Third Downs	7-17	5-15
Buf.	3	10:20	Christie 47 field goal	Fourth Downs	1-1	0-1
Jax.	3	2:45	Hollis 24 field goal	Punts-Avg.	5-50.6	5-43.2
Buf.	4	14:17	Burris 38 interception return (Christie kick)	Fumbles-Lost	0-0	4-2
Jax.	4	8:40	Smith 2 pass from Brunell (Hollis kick)	Penalties-Yards	6-42	6-39
Jax.	4	3:07	Hollis 45 field goal	Possession	33:06	26:54

Attendance: 70,213 • Temperature: 49 degrees

RUSHING: Jaguars - Means 31-175 (1 TD), Brunell 3-9, Stewart 1-0, Bills - Thomas 14-50 (1 TD), Kelly 4-18, Holmes 9-10, Tasker 1-9, Tindale 1-5

PASSING: Jaguars - Brunell 33-18-239, 1 TD, 2 INTs, Bills - Kelly 32-21-239, 1 TD, 1 INT, Collins 4-1-7, 0 TD, 0 INT

RECEIVING: Jaguars - Smith 5-58 (1 TD), McCardell 4-76, Mitchell 3-64, Maston 2-21, Jackson 1-11, Brown 1-8, Stewart 1-5, Means 1-(4), Bills - Early 9-122, Reed 3-32, Tasker 3-30, Johnson 3-27, Thomas 3-24, Holmes 1-11

SACKS: Jaguars 3 (Simmons 2, Brackens 1), Bills 2 (Covington 1, White 1)

INTERCEPTIONS: Jaguars 1 (Simmons [TD]), Bills 2 (Burris [TD], Smith)

1996 AFC DIVISIONAL PLAYOFF • JAGUARS 30, BRONCOS 27 JANUARY 4, 1997, MILE HIGH STADIUM

JACKSONVILLE JAGUARS (11-7)	0	13	7	10	—	30
DENVER BRONCOS (13-4)	12	0	0	15	—	27

The Jaguars won their seventh straight game as they shocked the football world with their upset victory over the 13-3 Broncos. After falling behind 12-0, the Jaguars scored on their next six possessions, all on drives of 50 yards and longer, taking a 30-20 lead. Denver had not lost at home all season and had not lost a playoff game at Mile High Stadium since 1984. Natrone Means rushed for 140 yards, and Mark Brunell threw TD passes to Keenan McCardell and Jimmy Smith. The Jaguars dominated in yards, first downs and time of possession.

TEAM	QTR	TIME	SCORING PLAY	TEAM STATS	JAX	DEN
Den.	1	6:22	Hebron 1 run (Elam kick blocked by Simmons)	First Downs	22	21
Den.	1	0:33	Sharpe 18 pass from Elway (run failed)	Total Yards	443	351
Jax.	2	11:15	Hollis 46 field goal	Rushing Yards	203	126
Jax.	2	2:58	Means 8 run (Hollis kick)	Passing Yards	240	225
Jax.	2	0:10	Hollis 42 field goal	Att-Comp-Int	29-18-0	38-25-0
Jax.	3	8:51	McCardell 31 pass from Brunell (Hollis kick)	Third Downs	8-15	6-12
Jax.	4	10:51	Hollis 22 field goal	Fourth Downs	0-0	1-1
Den.	4	7:37	Davis 2 run (Davis run)	Punts-Avg.	3-39.7	5-42.6
Jax.	4	3:39	Smith 16 pass from Brunell (Hollis kick)	Fumbles-Lost	0-0	1-0
Den.	4	1:50	McCaffrey 15 pass from Elway (Elam kick)	Penalties-Yards	3-18	8-64
				Possession	32:24	27:36

Attendance: 75,678 • Temperature: 46 degrees

RUSHING: Jaguars - Means 21-140 (1 TD), Brunell 7-44, Stewart 8-19, Broncos - Davis 14-91 (1 TD), Elway 5-30, Hebron 2-5 (1 TD)

PASSING: Jaguars - Brunell 29-18-245, 2 TD, 0 INT, Broncos - Elway 38-25-226, 2 TD, 0 INT

RECEIVING: Jaguars - McCardell 5-59 (1 TD), Means 4-46, Smith 3-71 (1 TD), Jackson 3-35, Mitchell 2-9, Stewart 1-25, Broncos - Davis 7-24, Miller 5-67, McCaffrey 5-54 (1 TD), Craver 3-17, Sharpe 2-31 (1 TD), Carswell 2-18, R.Smith 1-15

SACKS: Jaguars 1 (Robinson 1), Broncos 2 (Aldridge 1, Williams 1)

INTERCEPTIONS: Jaguars 0, Broncos 0

ADMIN

COACHES

STAFF

PLAYERS

HISTORY

RECORDS

MISC.



1996 AFC CHAMPIONSHIP GAME • PATRIOTS 20, JAGUARS 6

JANUARY 12, 1997, FOXBORO STADIUM

JACKSONVILLE JAGUARS (11-8)	0	3	3	0	—	6
NEW ENGLAND PATRIOTS (13-5)	7	6	0	7	—	20

In just their second season, the Jaguars' saw their hopes of reaching the Super Bowl end in the AFC Championship game on a cold night in New England. The game began ominously for Jacksonville on its first series, when punter Bryan Barker fielded a high snap and was tackled at the Jaguars' four-yard line. The Patriots scored a touchdown two plays later. Mistakes haunted the Jaguars throughout the game, with a total of four turnovers - three on their last four possessions - including an end zone interception and a fumble that was returned for a touchdown.

TEAM	QTR	TIME	SCORING PLAY	TEAM STATS	JAX	NE
NE	1	12:34	Martin 1 run (Vinatieri kick)	First Downs	18	13
Jax.	2	10:33	Hollis 32 field goal	Total Yards	289	234
NE	2	7:23	Vinatieri 29 field goal	Rushing Yards	101	73
NE	2	0:00	Vinatieri 20 field goal	Passing Yards	188	161
Jax.	3	2:37	Hollis 28 field goal	Att-Comp-Int	38-20-2	33-20-1
NE	4	2:24	Smith 47 fumble return (Vinatieri kick)	Third Downs	5-14	2-13
				Fourth Downs	0-2	1-2
				Punts-Avg.	5-36.4	6-39.7
				Fumbles-Lost	3-2	2-1
				Penalties-Yards	4-23	2-5
				Possession	34:43	25:17

Attendance: 60,190 • Temperature: 27 degrees

RUSHING: Jaguars - Means 19-43, Stewart 7-40, Brunell 6-34, Barker 1(-16), **Patriots** - Martin 19-59 (1 TD), Meggett 3-9, Bledsoe 1-4, Byars 1-1

PASSING: Jaguars - Brunell 38-20-190, 0 TD, 2 INTs, **Patriots** - Bledsoe 33-20-178, 0 TD, 1 INT

RECEIVING: Jaguars - Mitchell 7-63, McCardell 6-62, Smith 3-45, Stewart 2-8, Brown 1-10, Barlow 1-2, **Patriots** - Glenn 5-33, Jefferson 4-91, Byars 4-16, Martin 3-18, Meggett 3-15, Coates 1-5

SACKS: Jaguars 2 (Davey 1, Simmons 0.5, Robinson 0.5), **Patriots 1** (Slade 1)

INTERCEPTIONS: Jaguars 1 (Beasley), **Patriots 2** (Bruschi, Clay)

1997 AFC WILD CARD PLAYOFF • BRONCOS 42, JAGUARS 17

DECEMBER 27, 1997, MILE HIGH STADIUM

JACKSONVILLE JAGUARS (11-6)	0	7	10	0	—	17
DENVER BRONCOS (13-4)	14	7	0	21	—	42

The Jaguars returned to the site of their historic playoff upset over Denver a year earlier, but the outcome was not to be the same. The Broncos took a 21-0 lead early in the second quarter, however the Jaguars closed the gap to 21-17 in the third quarter with a blocked punt returned for a touchdown and looked to make a rally. On the next series the defense forced a fumble, but the Jaguars could not capitalize as a fumbled snap at the Denver 16-yard line ended the Jaguars' momentum. The Broncos rolled up 511 yards on offense, 310 of them on the ground, and scored five rushing touchdowns in the game. The Jaguars held the ball for just 19:01, their lowest time of possession ever.

TEAM	QTR	TIME	SCORING PLAY	TEAM STATS	JAX	DEN
Den.	1	7:39	Davis 2 run (Elam kick)	First Downs	14	28
Den.	1	2:37	Smith 43 pass from Elway (Elam kick)	Total Yards	237	511
Den.	2	10:46	Davis 5 run (Elam kick)	Rushing Yards	50	310
Jax.	2	5:09	Means 1 run (Hollis kick)	Passing Yards	187	201
Jax.	3	13:33	Hollis 38 field goal	Att-Comp-Int	32-18-1	24-16-0
Jax.	3	9:16	Davis 29 blocked punt return (Hollis kick)	Third Downs	3-10	12-16
Den.	4	13:21	Loville 25 run (Elam kick)	Fourth Downs	0-1	1-1
Den.	4	3:43	Loville 8 run (Elam kick)	Punts-Avg.	4-29.5	3-33.0
Den.	4	1:11	Hebron 6 run (Elam kick)	Fumbles-Lost	1-1	3-2
				Penalties-Yards	9-54	9-94
				Possession	19:01	40:59

Attendance: 74,481 • Temperature: 27 degrees

RUSHING: Jaguars - Means 10-40 (1 TD), Stewart 1-6, Brunell 3-4, **Broncos** - Davis 31-184 (2 TD), Loville 11-103 (2 TD), Hebron 6-23 (1 TD), Elway 1-0

PASSING: Jaguars - Brunell 32-18-203, 0 TD, 1 INT, **Broncos** - Elway 24-16-223, 1 TD, 0 INT

RECEIVING: Jaguars - McCardell 6-55, Smith 6-55, Stewart 3-46, Jones 1-37, Mitchell 1-7, Means 1-3, **Broncos** - Davis 4-11, Smith 3-99 (1 TD), McCaffrey 2-33, Green 2-32, Sharpe 2-29, Griffith 2-9, Loville 1-10

SACKS: Jaguars 3 (Simmons 2, Hudson 1), **Broncos 3** (Gordon 1, Price 1, Tanuvasa 1)

INTERCEPTIONS: Jaguars 0, Broncos 1 (Gordon)

ADMIN

COACHES

STAFF

PLAYERS

HISTORY

RECORDS

MISC.



1998 AFC WILD CARD PLAYOFF • JAGUARS 25, PATRIOTS 10

JANUARY 3, 1999, ALLTEL STADIUM

NEW ENGLAND PATRIOTS (9-8)	0	0	7	3	—	10
JACKSONVILLE JAGUARS (12-5)	6	6	0	13	—	25

The Jaguars hosted their first-ever home playoff game and defeated the Patriots to advance to the divisional playoffs. Mark Brunell returned as the starter after missing nearly three games with a high-ankle sprain. For the Patriots, Scott Zolak started for the injured Drew Bledsoe. The Patriots did not score on their eight first-half possessions. The Jaguars took advantage and scored on two Mike Hollis field goals and a 13-yard run by Fred Taylor. New England scored 10 points before the Jaguars bounced back with 13 in the fourth quarter. Taylor's 162 yards rushing were the second-most in a postseason game in Jaguars' history, and his 33 attempts were the most. Hollis' four field goals without a miss extended his streak of consecutive field goals in the postseason to 12 and broke his postseason single-game record.

TEAM	QTR	TIME	SCORING PLAY	TEAM STATS	NE	JAX
Jax.	1	8:57	Hollis 35 field goal	First Downs	14	17
Jax.	1	2:01	Hollis 24 field goal	Total Yards	206	308
Jax.	2	5:58	Taylor 13 run (2-point run failed)	Rushing Yards	35	160
N.E.	3	4:27	Edwards 1 run (Vinatieri kick)	Passing Yards	171	148
N.E.	4	14:48	Vinatieri 27 field goal	Att-Comp-Int	44-21-1	34-14-0
Jax.	4	12:24	Smith 37 pass from Brunell (Hollis kick)	Third Downs	5-15	7-18
Jax.	4	5:52	Hollis 34 field goal	Fourth Downs	0-1	0-1
Jax.	4	1:44	Hollis 21 field goal	Punts-Avg.	8-47.3	6-44.8
				Fumbles-Lost	4-2	2-0
				Penalties-Yards	6-50	4-35
				Possession	28:00	32:00

Attendance: 71,139 • Temperature: 60 degrees

RUSHING: Jaguars - Taylor 33-162 (1 TD), Brunell 4- (-2), **Patriots** - Edwards 17-28 (1 TD), Shaw 1-4, Carter 1-3

PASSING: Jaguars - Brunell 34-14-161, 1 TD, 0 INT, **Patriots** - Zolak 44-21-190, 0 TD, 1 INT

RECEIVING: Jaguars - McCardell 6-72, Smith 5-56 (1 TD), Mitchell 1-22, D. Jones 1-8, Shelton 1-3, **Patriots** - Brown 4-46, Jefferson 4-30, Simmons 3-42, Edwards 3-33, Cullors 2-17, Coates 2-10, Carter 2-3, Purnell 1-9

SACKS: Jaguars 2 (Smeenge 1, Brackens 1), **Patriots 2** (Spires 2)

INTERCEPTIONS: Jaguars 1 (Hudson), **Patriots 0**

1998 AFC DIVISIONAL PLAYOFF • JETS 34, JAGUARS 24

JANUARY 10, 1999, GIANTS STADIUM

JACKSONVILLE JAGUARS (12-6)	0	7	7	10	—	24
NEW YORK JETS (13-4)	7	10	14	3	—	34

The Jaguars' season ended in 26 degree temperatures in New York, with the Jets jumping out to a 17-0 lead and coasting to the win. Jacksonville's only first-half score was a 52-yard pass from Mark Brunell to Jimmy Smith on the final play. The Jaguars couldn't stop New York's Keyshawn Johnson, who scored both rushing and receiving and also intercepted a pass. With the score 31-24 late in the fourth quarter, Brunell, who threw three TDs and three interceptions, had a chance to tie the game late after a Donovin Darius interception of Vinny Testaverde in the end zone. But the Jaguars went 3-and-out and the Jets added a field goal for their final points. Smith caught two TD passes and became the first Jaguar to have 100 receiving yards in a playoff game.

TEAM	QTR	TIME	SCORING PLAY	TEAM STATS	JAX	NYJ
NYJ	1	10:26	Johnson 21 pass from Testaverde (Hall kick)	First Downs	14	29
NYJ	2	10:35	Hall 52 field goal	Total Yards	251	429
NYJ	2	0:33	Johnson 10 run (Hall kick)	Rushing Yards	95	151
Jax.	2	0:00	Smith 52 pass from Brunell (Hollis kick)	Passing Yards	156	278
NYJ	3	9:13	Martin 1 run (Hall kick)	Att-Comp-Int	31-12-3	36-24-1
Jax.	3	8:08	McCardell 3 pass from Brunell (Hollis kick)	Third Downs	4-12	10-14
NYJ	3	2:16	Martin 1 run (Hall kick)	Fourth Downs	1-2	0-0
Jax.	4	9:58	Smith 19 pass from Brunell (Hollis kick)	Punts-Avg.	3-37.0	2-34.5
Jax.	4	6:38	Hollis 37 field goal	Fumbles-Lost	1-1	2-2
NYJ	4	0:24	Hall 30 field goal	Penalties-Yards	3-25	5-38
				Possession	20:44	39:16

Attendance: 78,817 • Temperature: 26 degrees

RUSHING: Jaguars - Taylor 20-86, Brunell 2-9, **Jets** - Martin 36-124 (2 TD), Johnson 2-28 (1 TD), Testaverde 1-(-1)

PASSING: Jaguars - Brunell 31-12-156, 3 TDs, 3 INTs, **Jets** - Testaverde 36-24-284, 1 TD, 1 INT

RECEIVING: Jaguars - Smith 5-104 (2 TD), McCardell 4-32 (1 TD), Mitchell 2-13, Banks 1-7, **Jets** - Johnson 9-121 (1 TD), Martin 6-58, Chrebet 4-45, Byars 2-11, Ward 1-18, Brady 1-17, Meggett 1-14

SACKS: Jaguars 1 (Hardy 1, Curry 1), **Jets 0**

INTERCEPTIONS: Jaguars 1 (Darius), **Jets 3** (Brown, Johnson, Smith)



1999 AFC DIVISIONAL PLAYOFF • JAGUARS 62, DOLPHINS 7

JANUARY 15, 2000, ALTEL STADIUM

MIAMI DOLPHINS (10-8)	0	7	0	0	—	7
JACKSONVILLE JAGUARS (15-2)	24	17	14	7	—	62

Scoring on their first five possessions, the Jaguars advanced to their second AFC Championship game in four seasons with a record-setting defeat of Miami, in what would be Dan Marino's final game. The 62 points scored were the second-most in NFL postseason history and the most scored in an AFC playoff game, and the 55-point margin of victory was the second-largest in NFL postseason history. Mark Brunell returned to action after missing the season finale with a knee injury. Fred Taylor ran 90 yards for a touchdown, the longest in NFL postseason history. The 41 points in the first half also tied the NFL postseason record. Jay Fiedler connected with Jimmy Smith for a 70-yard touchdown to take a 48-7 lead. The Jaguars scored twice more in the game, on a touchdown catch by Alvis Whitted and a five-yard run by Chris Howard. The 62 points scored were the Jaguars' most ever.

TEAM	QTR	TIME	SCORING PLAY	TEAM STATS	MIA	JAX
Jax.	1	10:32	Smith 8 pass from Brunell (Hollis kick)	First Downs	10	21
Jax.	1	6:19	Hollis 45 field goal	Total Yards	131	520
Jax.	1	3:46	Taylor 90 run (Hollis kick)	Rushing Yards	21	257
Jax.	1	3:21	Brackens 16 fumble return (Hollis kick)	Passing Yards	110	263
Jax.	2	14:48	Taylor 39 pass from Brunell (Hollis kick)	Att-Comp-Int	41-16-2	20-12-1
Jax.	2	12:05	Stewart 25 run (Hollis kick)	Third Downs	2-13	8-16
Jax.	2	1:51	Hollis 28 field goal	Fourth Downs	0-2	0-0
Mia.	2	0:03	Gadsden 20 pass from Marino (Mare kick)	Punts-Avg.	9-39.6	5-39.0
Jax.	3	12:03	Smith 70 pass from Fiedler (Hollis kick)	Fumbles-Lost	6-5	1-1
Jax.	3	6:19	Whitted 38 pass from Fiedler (Hollis kick)	Penalties-Yards	9-88	7-51
Jax.	4	10:37	Howard 5 run (Hollis kick)	Possession	24:37	35:23

Attendance: 75,173 • Temperature: 57 degrees

RUSHING: Jaguars - Taylor 18-135 (1 TD), Stewart 11-62 (1 TD), Howard 15-54 (1 TD), Brunell 1-6, Shelton 1-0, Dolphins - Denson 6-10, Pritchett 2-10, Johnson 8-9, Hutton 1(-8), Marino 1-0

PASSING: Jaguars - Brunell 9-5-105, 2 TDs, 0 INT; Fiedler 11-7-172, 2 TDs, 1 INT; Quinn 0-0-0, Dolphins - Marino 25-11-95, 1 TD, 2 INTs; Huard 16-5-46, 0 TD, 0 INT

RECEIVING: Jaguars - Smith 5-136 (2 TD), McCardell 4-52, Taylor 1-39 (1 TD), Whitted 1-38 (1 TD), Shelton 1-12, Dolphins - Gadsden 6-62 (1 TD), Konrad 3-30, McDuffie 2-19, Pritchett 2-7, Johnson 2-11, Drayton 1-2

SACKS: Jaguars 5 (Walker 2, Brackens 1, Leroy 1, Marts 1), Dolphins 2 (Bowens 1, Mixon 1)

INTERCEPTIONS: Jaguars 1 (Beasley), Dolphins 1 (Jackson)

1999 AFC CHAMPIONSHIP GAME • TITANS 33, JAGUARS 14

JANUARY 23, 2000, ALTEL STADIUM

TENNESSEE TITANS (16-3)	7	3	16	7	—	33
JACKSONVILLE JAGUARS (15-3)	7	7	0	0	—	14

The Jaguars' season came to a sudden end, as Tennessee defeated Jacksonville for the third time in the season. A record crowd of 75,206 saw the Jaguars get off to a fast start, with Kyle Brady scoring a touchdown on a seven-yard pass from Mark Brunell. The Titans responded with a nine-yard touchdown catch by Yancey Thigpen. Then the Jaguars took a 14-7 lead on a 33-yard TD run by James Stewart. But Reggie Barlow fumbled a punt that was recovered by the Titans and converted into a 34-yard field goal. The second half was all Tennessee, as the Titans scored 23 unanswered points and shut out the Jaguars. The Titans got a one-yard touchdown run by Steve McNair. Then came a safety of Mark Brunell, and on the free kick Derrick Mason returned the ball 80 yards for a touchdown. The Jaguars could not recover, as they had three turnovers in the last 16 minutes of the game. Tennessee scored once in the fourth quarter for the 33-14 final score.

TEAM	QTR	TIME	SCORING PLAY	TEAM STATS	TEN	JAX
Jax.	1	11:20	Brady 7 pass from Brunell (Hollis kick)	First Downs	17	20
Ten.	1	5:30	Thigpen 9 pass from McNair (Hollis kick)	Total Yards	289	360
Jax.	2	4:36	Stewart 33 run (Hollis kick)	Rushing Yards	177	144
Ten.	2	0:20	Del Greco 34 field goal	Passing Yards	112	216
Ten.	3	9:24	McNair 1 run (Del Greco kick)	Att-Comp-Int	23-14-1	38-14-2
Ten.	3	5:13	Brunell sacked by Evans and Fisk for safety	Third Downs	3-10	3-10
Ten.	3	4:56	Mason 80 free kick return (Del Greco kick)	Fourth Downs	0-0	0-2
Ten.	4	6:59	McNair 1 run (Del Greco kick)	Punts-Avg.	5-39.8	3-45.3
				Fumbles-Lost	5-3	5-4
				Penalties-Yards	5-39	9-100
				Possession	31:36	28:24

Attendance: 75,206 • Temperature: 68 degrees

RUSHING: Jaguars - Taylor 19-110, Stewart 3-35 (1 TD), Brunell 1(-1), Titans - McNair 9-91 (2 TD), George 25-86

PASSING: Jaguars - Brunell 38-19-226, 1 TD, 2 INTs, Titans - McNair 23-14-112, 1 TD, 1 INT

RECEIVING: Jaguars - McCardell 6-67, Smith 5-92, Brady 5-44 (1 TD), Taylor 2-16, Jones 1-7, Titans - Harris 3-33, George 3-19, Byrd 2-19, Thigpen 2-16 (1 TD), Wychek 2-12, Dyson 1-12, Neal 1-1

SACKS: Jaguars 1 (Brackens 1), Titans 3 (Bishop 1, Holmes 1, Evans 0.5, Fisk 0.5)

INTERCEPTIONS: Jaguars 1 (Bryant), Titans 2 (Mitchell, Robertson)

ADMIN

COACHES

STAFF

PLAYERS

HISTORY

RECORDS

MISC.



2005 AFC WILD CARD PLAYOFF • PATRIOTS 28, JAGUARS 3

JANUARY 7, 2006, GILLETTE STADIUM

JACKSONVILLE JAGUARS (12-5)	0	3	0	0	—	3
NEW ENGLAND PATRIOTS (11-6)	0	7	14	7	—	28

The Jaguars returned to the postseason for the first time since 1999 but saw their season end at New England with a 28-3 loss to the Patriots. The first quarter ended scoreless as both teams punted on their first two possessions. The Jaguars stopped the Patriots on downs on fourth-and-10 to end the quarter. The Patriots began the scoring with a six-play, 37-yard drive that was capped off with an 11-yard touchdown pass from Tom Brady to Troy Brown. The Jaguars next drive was thwarted after 33 yards when Alvin Pearson lost a fumble at the Patriots' 44-yard line. After two punts, the Jaguars scored their only points on a Josh Scobee 36-yard field goal with 1:05 remaining in the half. The Patriots erupted with back-to-back touchdown drives to start the second half. Each drive ended with Brady touchdown passes, the first to David Givens for three yards and the second for 63 yards to Benjamin Watson. On the Jaguars ensuing drive, Byron Leftwich was intercepted on fourth-and-five by Asante Samuel, who returned the pick 73 yards for a touchdown. David Garrard replaced Leftwich for the final three drives which ended with a 41-yard missed field goal and two turnovers on downs.

TEAM	QTR	TIME	SCORING PLAY	TEAM STATS	JAX	NE
N.E.	2	12:08	Brown 11 pass from Brady (Vinatieri kick)	First Downs	15	17
Jax.	2	1:05	Scobee 36 field goal	Total Yards	292	307
N.E.	3	7:13	Givens 3 pass from Brady (Vinatieri kick)	Rushing Yards	87	118
N.E.	3	3:03	Watson 63 pass from Brady (Vinatieri kick)	Passing Yards	205	189
N.E.	4	14:46	Samuel 73 interception return (Vinatieri kick)	Att-Comp-Int	39-21-1	27-15-0
				Third Downs	1-12	7-14
				Fourth Downs	1-4	0-1
				Punts-Avg.	5-41.8	5-39.2
				Fumbles-Lost	2-1	4-0
				Penalties-Yards	8-40	4-32
				Possession	29:34	30:28

Attendance: 68,756 • Temperature: 24 degrees

RUSHING: Jaguars - Leftwich 3-26, Taylor 8-24, G. Jones 2-15, Garrard 2-14, Pearson 2-8, Patriots - Faulk 6-51, Dillon 17-40, Davis 1-13, Brady 2-9, Pass 1-6, Cassel 1-(-1)

PASSING: Jaguars - Leftwich 31-18-179, 0 TDs, 1 INT; Garrard 8-3-68, 0 TDs, 0 INTs, Patriots - Brady 27-15-201, 3 TDs, 0 INTs

RECEIVING: Jaguars - M. Jones 6-94, Williams 4-56, Wilford 4-53, J. Smith 3-30, Taylor 3-13, Brady 1-1, Patriots - Watson 5-91 (1 TD), Faulk 4-45, Branch 2-3, Dillon 1-12, Brown 1-11 (1 TD), Givens 1-3 (1 TD), Davis 1-3

SACKS: Jaguars 4 (Smith 1, Peterson 1, Hayward 1, Meier 1), Patriots 6 (McGinest 4.5, Colvin 1, Seymour 0.5)

INTERCEPTIONS: Jaguars 0, Patriots 1 (Samuel [TD])

2007 AFC WILD CARD PLAYOFF • JAGUARS 31, STEELERS 29

JANUARY 5, 2008, HEINZ FIELD

JACKSONVILLE JAGUARS (12-5)	7	14	7	3	—	31
PITTSBURGH STEELERS (10-7)	7	0	3	19	—	29

The Jaguars got their first playoff win since the 1999 season and their first under head coach Jack Del Rio with a 31-29 victory, marking the first team to win twice in Pittsburgh in one season. The Jaguars held an 18-point lead at the start of the fourth quarter but trailed by one with six minutes to play. The Jaguars forced the Steelers to punt and David Garrard ran for 32 yards on fourth-and-two with less than two minutes remaining. Four plays later Josh Scobee hit the game-winning field goal from 25 yards. Bobby McCray sacked Ben Roethlisberger on the Steelers' next play and forced a fumble that was recovered by Derek Landri to seal the win.

TEAM	QTR	TIME	SCORING PLAY	DRIVE	TEAM STATS	JAX	PIT
Pit.	1	10:03	Davenport 1 run (Reed kick)	10-80, 4:57	First Downs	14	24
Jax.	1	9:39	Taylor 1 run (Scobee kick)	1-1, 0:24	Total Yards	239	340
Jax.	2	10:19	Mathis 63 interception (Scobee kick)	---	Rushing Yards	135	43
Jax.	2	8:34	Jones-Drew 43 pass from Garrard (Scobee kick)	3-46, 0:56	Passing Yards	104	297
Pit.	3	9:24	Reed 28 field goal	8-33, 4:45	Att-Comp-Int	21-9-2	42-29-3
Jax.	3	4:39	Jones-Drew 10 run (Scobee kick)	8-82, 4:45	Third Downs	4-11	7-14
Pit.	4	14:53	Holmes 37 pass from Roethlisberger (Reed kick)	10-69, 4:49	Fourth Downs	1-1	1-1
Pit.	4	10:25	Miller 14 pass from Roethlisberger (run failed)	10-69, 3:49	Punts-Avg.	4-50.0	4-44.3
Pit.	4	6:21	Davenport 1 run (pass failed)	7-16, 2:29	Fumbles-Lost	0-0	1-1
Jax.	4	0:37	Scobee 25 field goal	8-44, 2:01	Penalties-Yards	6-40	5-50
					Possession	27:01	32:59

Attendance: 63,629 • Temperature: 39 degrees

RUSHING: Jaguars - Garrard 5-58, Taylor 16-48 (1 TD), Jones-Drew 8-29 (1 TD), Steelers - Davenport 16-25 (2 TDs), Roethlisberger 4-13, Davis 3-3, Russell 3-2

PASSING: Jaguars - Garrard 21-9-140, 1 TD, 2 INTs, Steelers - Roethlisberger 42-29-337, 2 TDs, 3 INTs

RECEIVING: Jaguars - Wilford 2-39, Williams 2-23, Lewis 2-16, Jones-Drew 1-43 (1 TD), Northcutt 1-17, Taylor 1-2, Steelers - Ward 10-135, Miller 8-85 (1 TD), Holmes 3-49 (1 TD), Davenport 2-23, Davis 2-14, Wilson 1-10, Washington 1-8, Spaeth 1-7, Russell 1-6

SACKS: Jaguars 6 (Mincey 1, McCray 1, Meier 1, Landri 1, Henderson 1, Spicer 1), Steelers 4 (Woodley 2, Harrison 1.5, Farrior 0.5)

INTERCEPTIONS: Jaguars 3 (Mathis 2 [TD], Landri), Steelers 2 (Farrior, Taylor)

**2007 AFC DIVISIONAL PLAYOFF • NEW ENGLAND 31, JAGUARS 20**
JANUARY 12, 2008, GILLETTE STADIUM

JACKSONVILLE JAGUARS (12-6)	7	7	3	3	—	20
NEW ENGLAND PATRIOTS (17-0)	7	7	14	3	—	31

The Jaguars ended their playoff run with a 31-20 loss to the Patriots at Gillette Stadium. The undefeated Patriots improved to 17-0 with the win. The Jaguars finished the first half with a 14-14 tie, but were outscored 14-3 in the third quarter by the Patriots. David Garrard led the Jaguars with two touchdowns but two costly drops in the endzone in the second half led to two Jaguars field goal.

TEAM	QTR	TIME	SCORING PLAY	DRIVE	TEAM STATS	JAX	NE
Jax.	1	10:50	M. Jones 8 pass from Garrard (Scobee kick)	9-80, 4:10	First Downs	22	24
N.E.	1	5:01	Watson 3 pass from Brady (Gostkowski kick)	10-74, 5:49	Total Yards	350	403
N.E.	2	14:57	Maroney 1 run (Gos. kick)	7-29, 3:33	Rushing Yards	80	145
Jax.	2	7:46	Wilford 6 pass from Garrard (Scobee kick)	11-95, 7:11	Passing Yards	270	258
N.E.	3	8:49	Welker 6 pass from Brady (Gos. kick)	11-82, 6:11	Att-Comp-Int	33-22-1	28-26-0
Jax.	3	4:04	Scobee 39 field goal	9-48, 4:45	Third Downs	4-10	6-10
N.E.	3	0:49	Watson 9 pass from Brady (Gos. kick)	6-76, 3:15	Fourth Downs	2-3	1-1
Jax.	4	9:44	Scobee 25 field goal	13-86, 6:05	Punts-Avg.	1-50.0	1-30.0
N.E.	4	6:39	Gostkowski 35 field goal	6-63, 3:05	Fumbles-Lost	2-1	0-0
					Penalties-Yards	5-42	6-74
					Possession	27:18	32:42

Attendance: 68,756 • Temperature: 37 degrees

RUSHING: Jaguars - Taylor 13-47, Jones-Drew 6-19, Garrard 3-14, Patriots - Maroney 22-122 (1 TD), Welker 1-13, Faulk 4-9, Brady 2-1

PASSING: Jaguars - Garrard 33-22-278, 2 TDs, 1 INT, Patriots - Brady 28-26-262, 3 TDs, 0 INTs

RECEIVING: Jaguars - Jones-Drew 6-49, Lewis 4-74, Northcutt 4-42, M. Jones 3-48 (1 TD), Wilford 2-21 (1 TD), Williams 1-25, G. Jones 1-12, Smolko 1-7, Patriots - Welker 9-54 (1 TD), Faulk 5-36, Stallworth 3-68, Gaffney 3-26, Maroney 2-40, Watson 2-12 (2 TDs), Moss 1-14, Brady 1-12

SACKS: Jaguars 1 (Henderson 1), Patriots 1 (Warren 1)

INTERCEPTIONS: Jaguars 0, Patriots 1 (Harrison)

BIGGEST WINS AND WORST LOSSES

BIGGEST WINS			
POINTS	DATE	OPPONENT	SCORE
55	Jan. 15, 2000 *	vs. Miami	62-7
48	Dec. 3, 2000	vs. Cleveland	48-0
41	Oct. 8, 2006	vs. New York Jets	41-0
38	Sept. 12, 1999	vs. San Francisco	41-3
38	Dec. 23, 2007	vs. Oakland	49-11
34	Dec. 10, 2000	vs. Arizona	44-10
31	Oct. 31, 1999	at Cincinnati	41-10
31	Dec. 9, 2007	vs. Carolina	37-6
30	Dec. 23, 2001	at Minnesota	33-3
30	Nov. 5, 2006	vs. Tennessee	37-7

BIGGEST LOSSES			
POINTS	DATE	OPPONENT	SCORE
44	Dec. 17, 1995	at Detroit	44-0
40	Dec. 20, 1998	at Minnesota	50-10
29	Sept. 25, 2000	at Indianapolis	43-14
27	Dec. 26, 1999	at Tennessee	41-14
25	Nov. 17, 1996	at Pittsburgh	28-3
25	Dec. 27, 1997 *	at Denver	42-17
25	Jan. 7, 2006 *	at New England	28-3
22	Oct. 22, 2007	vs. Indianapolis	29-7
21	Sept. 7, 2003	vs. Buffalo	38-17
21	Dec. 26, 2004	vs. Houston	21-0

* Playoff game

ADMIN

COACHES

STAFF

PLAYERS

HISTORY

RECORDS

MISC.



No Worries.

Buy and sell tickets with other fans!

Can't make a game?

Can't miss a game?

Go where real fans buy and sell Jaguars tickets the safe, easy, and official way.

Season ticket holders and other fans use Jaguars TicketExchange!

Buy and sell tickets successfully this season!

Visit jaguars.com/ticketexchange



ticketexchange by Ticketmaster

Safe. Legitimate. Jaguars-Approved.



INDIVIDUAL RECORDS / REGULAR SEASON

SERVICE

SEASONS

- 11 Jimmy Smith (1995-2005), Fred Taylor (1998-2008)
- 9 Mark Brunell (1995-2003), Donovan Darius (1998-2006), Brad Meester (2000-08), Rob Meier (2000-08), Paul Spicer (2000-08)
- 8 Tony Brackens (1996-2003), Kyle Brady (1999-2006), Maurice Williams (2001-08), Joe Zelenka (2001-08)
- 7 Tony Boselli (1995-2001), David Garrard (2002-08), John Henderson (2002-08), Mike Hollis (1995-2001), Marcus Stroud (2001-07)

MOST GAMES PLAYED

- 171 Jimmy Smith (1995-2005)
- 140 Fred Taylor (1998-2008)
- 138 Rob Meier (2000-08)
- 129 Brad Meester (2000-08)
- 128 Joe Zelenka (2001-08)
- 120 Mark Brunell (1995-2003), Kyle Brady (1999-2006)
- 115 Donovan Darius (1998-2006)
- 109 John Henderson (2002-08)
- 108 Mike Hollis (1995-2001)
- 107 Tony Brackens (1996-2003)
- 101 Maurice Williams (2001-08)
- 100 Marcus Stroud (2001-07)

MOST CONSECUTIVE GAMES PLAYED

- 128 Joe Zelenka (2001-08)
- 96 Bryan Barker (1995-2000)
- 92 Brad Meester (2000-05)
- 88 Jimmy Smith (1995-2000)
- 86 Marcus Stroud (2001-06)
- 82 Mike Hollis (1995-2000)
- 82 John Henderson (2002-06)
- 75 Rob Meier (2000-04)
- 74 Ben Coleman (1995-99)
- 74 Rashean Mathis (2003-07)

MOST STARTS

- 150 Jimmy Smith (1995-2005)
- 136 Fred Taylor (1998-2008)
- 129 Brad Meester (2000-08)
- 117 Mark Brunell (1995-2003)
- 115 Donovan Darius (1998-2006)
- 110 Kyle Brady (1999-2006)
- 105 John Henderson (2002-08)
- 96 Maurice Williams (2001-08)
- 92 Keenan McCardell (1996-2001)
- 90 Tony Boselli (1995-2001), Rashean Mathis (2003-2008)

MOST CONSECUTIVE STARTS

- 92 Brad Meester (9/3/00 through 12/4/05)
- 74 Rashean Mathis (9/7/03 through 11/25/07)
- 68 Marcus Stroud (9/8/02 through 10/1/06)
- 68 Vince Manuwai (11/30/03 through 12/23/07)
- 64 Maurice Williams (9/7/03 through 12/31/06)
- 63 Chris Naeole (9/8/02 through 12/24/05)
- 58 Kevin Hardy (12/21/97 through 11/18/01)
- 53 Mike Peterson (9/7/03 through 10/8/06)
- 52 Kyle Brady (9/17/00 through 10/12/03)

SCORING

MOST POINTS

Career

- 764 Mike Hollis (1995-2001), 175 FG, 239 PAT
- 471 Josh Scobee (2004-08), 104 FG, 159 PAT
- 424 Fred Taylor (1998-2008), 70 TD, 2 2-P
- 418 Jimmy Smith (1995-2005), 69 TD, 2 2-P
- 240 Maurice Jones-Drew (2006-08), 40 TD
- 228 James Stewart (1995-99), 38 TD
- 190 Keenan McCardell (1996-2001), 30 TD, 52-PT
- 120 Stacey Mack (1999-2002), 20 TD
- 112 Reggie Williams (2004-08), 18 TD, 2 2-P

Season

- 134 Mike Hollis (1997), 31 FG, 41 PAT
- 130 Mike Hollis (1999), 31 FG, 37 PAT
- 119 Josh Scobee (2006), 26 FG, 41 PAT
- 117 Mike Hollis (1996), 30 FG, 27 PAT
- 108 Mike Hollis (1998), 21 FG, 45 PAT
- 107 Josh Scobee (2005), 23 FG, 38 PAT
- 105 Mike Hollis (2000), 24 FG, 33 PAT
- 102 Fred Taylor (1998), 17 TD
- 96 Maurice Jones-Drew (2006), 16 TD
- 93 Josh Scobee (2004), 24 FG, 21 PAT

Game

- 30 James Stewart (10/12/97 vs. Phil.), 5 TD
- 24 Fred Taylor (11/19/00 at Pitt.), 4 TD
- 18 Jimmy Smith (12/3/95 at Den.), 3 TD
- 18 Fred Taylor (11/15/98 vs. T.B.), 3 TD
- 18 Jimmy Smith (9/10/00 at Balt.), 3 TD
- 18 Mike Hollis (9/10/00 at Balt.), 5 FG, 3 PAT
- 18 Fred Taylor (12/3/00 vs. Clev.), 3 TD
- 18 Stacey Mack (9/29/02 vs. NYJ), 3 TD
- 18 LaBrandon Toefield (12/24/05 at Hou.), 3 TD
- 18 Maurice Jones-Drew (12/10/06 vs. Ind.), 3 TD
- 18 Josh Scobee (11/25/07 vs. Buf.), 5 FG, 3 PAT
- 18 Maurice Jones-Drew (11/9/08 at Det.), 3 TD

MOST POINTS, ROOKIE

Season

- 102 Fred Taylor (1998), 17 TD
- 96 Maurice Jones-Drew (2006), 16 TD
- 93 Josh Scobee (2004), 24 FG, 21 PAT
- 90 Seth Marler (2003), 20 FG, 30 PAT
- 30 Matt Jones (2005), 5 TD
- 28 Hayden Epstein (2002), 5 FG, 13 PAT

MOST CONSECUTIVE GAMES SCORING

- 67 Mike Hollis (12/24/95 through 9/10/00)
- 57 Josh Scobee (1/2/05 through 12/28/08)
- 25 Mike Hollis (10/16/00 through 12/30/01)
- 16 Seth Marler (9/7/03 through 12/28/03)
- 14 Mike Hollis (9/3/95 through 12/10/95)
- 14 Josh Scobee (9/12/04 through 12/19/04)

MOST CONSECUTIVE GAMES SCORING A TOUCHDOWN

- 8 Fred Taylor (9/20/98 through 11/22/98)
- 8 Maurice Jones-Drew (11/12/06 through 12/31/06)
- 7 Fred Taylor (11/12/00 through 12/23/00)
- 5 Maurice Jones-Drew (11/4/07 through 12/2/07)
- 4 4 times, last Reggie Williams (12/9/07 through 12/30/07)

ADMIN

COACHES

STAFF

PLAYERS

HISTORY

RECORDS

MISC.



MOST TOUCHDOWNS

Career

- 70 Fred Taylor (1998-2008), 62 rushing, 8 receiving
- 69 Jimmy Smith (1995-2005), 67 receiving
1 kickoff return, 1 blocked punt
- 40 Maurice Jones-Drew (2006-08), 34 rushing,
4 receiving, 2 kickoff return
- 38 James Stewart (1995-99), 33 rushing,
5 receiving
- 30 Keenan McCardell (1996-2001), 30 receiving
- 20 Stacey Mack (1999-2002), 19 rushing,
1 receiving
- 18 Reggie Williams (2004-08), 18 receiving
- 14 Mark Brunell (1995-2003), 14 rushing
- 14 Ernest Wilford (2004-07), 14 receiving

Season

- 17 Fred Taylor (1998), 14 rushing, 3 receiving
- 16 Maurice Jones-Drew (2006), 13 rushing,
2 receiving, 1 kickoff return
- 14 Fred Taylor (2000), 12 rushing, 2 receiving
- 14 Maurice Jones-Drew (2008), 12 rushing,
2 receiving
- 13 James Stewart (1999), 13 rushing
- 10 4 times, last Maurice Jones-Drew (2007),
9 rushing, 1 kickoff return

Game

- 5 James Stewart (10/12/97 vs. Phil.), 5 rushing
- 4 Fred Taylor (11/19/00 at Pitt.), 3 rushing,
1 receiving
- 3 8 times, last Maurice Jones-Drew
(11/9/09 at Det.), 3 rushing,

MOST TOUCHDOWNS, ROOKIE

Season

- 17 Fred Taylor (1998), 14 rushing, 3 receiving
- 16 Maurice Jones-Drew (2006), 13 rushing,
2 receiving, 1 kickoff return
- 5 Matt Jones (2005), 5 receiving
- 3 James Stewart (1995), 2 rushing, 1 receiving
- 3 Elvis Joseph (2001), 2 receiving, 1 kickoff return
- 3 LaBrandon Toefield (2003), 2 rushing, 1 receiving
- 3 Greg Jones (2004), 3 rushing

MOST FIELD GOALS

Career

- 175 Mike Hollis (1995-2001), 217 attempts
- 104 Josh Scobee (2004-08), 131 attempts
- 20 Seth Marler (2003), 33 attempts
- 9 John Carney (2007), 11 attempts
- 8 Tim Seder (2002), 12 attempts

Season

- 31 Mike Hollis (1997), 36 attempts
- 31 Mike Hollis (1999), 38 attempts
- 30 Mike Hollis (1996), 36 attempts
- 26 Josh Scobee (2006), 32 attempts
- 24 Mike Hollis (2000), 26 attempts
- 24 Josh Scobee (2004), 31 attempts

Game

- 5 Mike Hollis (12/1/96 vs. Cin.), 5 attempts
- 5 Mike Hollis (11/30/97 vs. Balt.), 5 attempts
- 5 Mike Hollis (9/10/00 at Balt.), 5 attempts
- 5 Josh Scobee (11/25/07 vs. Buf.), 5 atts.
- 4 Mike Hollis (6 games)
- 4 Josh Scobee (4 games), last time
1/1/06 vs. Ten., 5 attempts

MOST CONSECUTIVE GAMES SCORING A FIELD GOAL

- 13 Josh Scobee (10/29/06 through 12/16/07)
- 10 Mike Hollis (9/12/99 through 11/21/99)
- 10 Mike Hollis (12/24/95 through 10/13/96)
- 8 Seth Marler (9/7/03 through 11/2/03)
- 8 Josh Scobee (11/13/05 through 1/1/06)

MOST CONSECUTIVE FIELD GOALS

- 20 Mike Hollis (11/1/98 through 9/19/99)
- 16 Mike Hollis (10/12/97 through 11/30/97)
- 15 Josh Scobee (10/1/06 through 11/26/06)
- 13 Mike Hollis (9/3/00 through 10/29/00)
- 12 Mike Hollis (9/26/99 through 11/7/99)

HIGHEST FIELD GOAL PERCENTAGE

Career (minimum 25 attempts)

- 80.65 Mike Hollis (1995-2001), 175 of 217
- 79.39 Josh Scobee (2004-08), 104 of 131

Season (minimum 16 attempts)

- 92.3 Mike Hollis (2000), 24 of 26
- 86.1 Mike Hollis (1997), 31 of 36
- 83.3 Mike Hollis (1996), 30 of 36
- 81.6 Mike Hollis (1999), 31 of 38
- 81.3 Josh Scobee (2006), 26 of 32

LONGEST FIELD GOALS

- 53 Mike Hollis (10/8/95 vs. Pittsburgh)
- 53 Mike Hollis (9/29/96 vs. Carolina)
- 53 Seth Marler (10/5/03 vs. San Diego)
- 53 Josh Scobee (10/24/04 at Indianapolis)
- 53 Josh Scobee (10/9/05 vs. Cincinnati)
- 53 Josh Scobee (10/26/08 vs. Cleveland)

MOST EXTRA POINTS

Career

- 239 Mike Hollis (1995-2001), 242 attempts
- 159 Josh Scobee (2004-08), 161 attempts
- 30 Seth Marler (2003), 30 attempts

Season

- 45 Mike Hollis (1998), 45 attempts
- 41 Mike Hollis (1997), 41 attempts
- 41 Josh Scobee (2006), 41 attempts
- 38 Josh Scobee (2005), 39 attempts
- 37 Mike Hollis (1999), 37 attempts

Game

- 7 Josh Scobee (12/23/07 vs. Oak.), 7 att.
- 6 Mike Hollis (11/1/98 at Balt.), 6 att.
- 6 Mike Hollis (12/3/00 vs. Clev.), 6 att.
- 5 7 times, last Josh Scobee (11/9/08 at
Det.), 5 att.

MOST CONSECUTIVE EXTRA POINTS

- 220 Mike Hollis (10/22/95 through 12/9/01)
- 59 Josh Scobee (9/12/04 through 1/1/06)
- 55 Josh Scobee (9/10/06 through 12/16/07)
- 45 Josh Scobee (12/16/07 through 12/28/08)
- 30 Seth Marler (9/7/03 through 12/28/03)

HIGHEST EXTRA-POINT PERCENTAGE

Career

- 100.0 Seth Marler (2003), 20 of 30
- 98.8 Mike Hollis (1995-2001), 239 of 242
- 98.8 Josh Scobee (2004-08), 159 of 161

MOST TWO-POINT CONVERSIONS

Career

- 5 Keenan McCardell (1996-2001), 5 pass
- 3 Willie Jackson (1995-97), 3 pass
- 3 Mark Brunell (1995-2003), 3 run

Game

- 1 23 times, last David Garrard
(12/2/07 vs. Ind.) 1 run

PASSING

MOST YARDS PASSING

Career

- 25,698 Mark Brunell (1995-2003), 2,184 of 3,612
- 9,672 David Garrard (2002-08), 856 of 1,399
- 9,042 Byron Leftwich (2003-06), 789 of 1,344
- 1,252 Quinn Gray (2003-07), 101 of 180
- 952 Steve Beuerlein (1995), 71 of 142
- 748 Jonathan Quinn (1998-2001), 66 of 125

ADMIN

COACHES

STAFF

PLAYERS

HISTORY

RECORDS

MISC.



ADMIN

COACHES

STAFF

PLAYERS

HISTORY

RECORDS

MISC.

Season

- 4,367* Mark Brunell (1996), 353 of 557
* NFL Leader
- 3,640 Mark Brunell (2000), 311 of 512
- 3,620 David Garrard (2008), 335 of 535
- 3,309 Mark Brunell (2001), 289 of 473
- 3,281 Mark Brunell (1997), 264 of 435
- 3,060 Mark Brunell (1999), 259 of 441
- 2,941 Byron Leftwich (2004) 267 of 441

Game

- 432 Mark Brunell (9/22/96 at N.E.), 23 of 39
- 421 Mark Brunell (10/20/96 at St. L.), 37 of 52
- 386 Mark Brunell (9/10/00 at Balt.), 28 of 50
- 376 Mark Brunell (9/20/98 vs. Balt.), 25 of 34
- 357 Byron Leftwich (10/10/04 at S.D.) 36 of 54

MOST YARDS PASSING, ROOKIE

Season

- 2,819 Byron Leftwich (2003), 239 of 418
- 387 Jonathan Quinn (1998), 34 of 64
- 231 David Garrard (2002), 23 of 46

Game

- 336 Byron Leftwich (10/5/03 vs. S.D.), 19 of 28
- 192 Jonathan Quinn (12/20/98 at Minn.), 10 of 19
- 135 David Garrard (12/29/02 at Ind.), 13 of 26

MOST PASS ATTEMPTS

Career

- 3,612 Mark Brunell (1995-2003), 2,184 comp.
- 1,399 David Garrard (2002-08), 856 comp.
- 1,344 Byron Leftwich (2003-06), 789 comp.
- 180 Quinn Gray (2003-07), 101 comp.
- 142 Steve Beuerlein (1995), 71 comp.

Season

- 557 Mark Brunell (1996), 353 completions
- 535 David Garrard (2008), 335 completions
- 512 Mark Brunell (2000), 311 completions
- 473 Mark Brunell (2001), 289 completions

Game

- 54 Byron Leftwich (10/10/04 at S.D.), 36 comp.
- 52 Mark Brunell (10/20/96 at St. L.), 37 comp.
- 50 Mark Brunell (9/10/00 at Balt.), 28 comp.
- 48 Mark Brunell (10/15/95 vs. Chi.), 30 comp.
- 47 Mark Brunell (11/17/96 at Pitt.), 28 comp.

MOST PASS ATTEMPTS, ROOKIE

Season

- 418 Byron Leftwich (2003), 239 comp.
- 64 Jonathan Quinn (1998), 34 comp.
- 46 David Garrard (2002), 23 comp.

Game

- 42 Byron Leftwich (10/12/03 vs. Miami), 24 comp.
- 40 Byron Leftwich (12/14/03 at N.E.), 21 comp.
- 36 Byron Leftwich (9/28/03 at Hou.), 17 comp.
- 34 Byron Leftwich (11/2/03 at Balt.), 22 comp.
- 34 Byron Leftwich (11/30/03 vs. T.B.), 20 comp.

MOST PASS COMPLETIONS

Career

- 2,184 Mark Brunell (1995-2003), 3,612 att.
- 856 David Garrard (2002-08), 1,399 att.
- 789 Byron Leftwich (2003-06), 1,344 att.
- 71 Steve Beuerlein (1995), 142 att.
- 66 Jonathan Quinn (1998-2001), 125 att.
- 61 Jay Fiedler (1999), 94 att.

Season

- 353 Mark Brunell (1996), 557 attempts
- 335 David Garrard (2008), 535 attempts
- 311 Mark Brunell (2000), 512 attempts
- 289 Mark Brunell (2001), 473 attempts
- 267 Byron Leftwich (2004), 441 attempts

Game

- 37 Mark Brunell (10/20/96 at St. L.), 52 att.
- 36 Byron Leftwich (10/10/04 at S.D.), 54 att.
- 30 Mark Brunell (10/15/95 vs. Chi.), 48 att.
- 28 7 times, last David Garrard (12/18/08 vs. Ind.), 41 att.

MOST CONSECUTIVE PASS COMPLETIONS

- 15 Byron Leftwich (10/17/04 vs. K.C. through 10/24/04 at Indianapolis)
- 13 Mark Brunell (10/6/96 at New Orleans)
- 13 Mark Brunell (9/7/03 at Carolina)
- 11 Mark Brunell (12/15/96 vs. Seattle through 12/22/96 vs. Atlanta)
- 11 Mark Brunell (10/22/00 vs. Washington through 10/29/00 at Dallas)

MOST PASS COMPLETIONS, ROOKIE

Season

- 239 Byron Leftwich (2003), 418 attempts
- 34 Jonathan Quinn (1998), 64 attempts
- 23 David Garrard (2002), 46 attempts

Game

- 24 Byron Leftwich (10/12/03 vs. Mia.), 42 att.
- 22 Byron Leftwich (11/2/03 at Balt.), 34 att.
- 21 Byron Leftwich (12/14/03 at N.E.), 40 att.
- 20 Byron Leftwich (11/30/03 vs. T.B.), 34 att.

MOST TOUCHDOWN PASSES

Career

- 144 Mark Brunell (1995-2003)
- 51 Byron Leftwich (2003-06)
- 51 David Garrard (2002-08)
- 12 Quinn Gray (2003-07)
- 4 Steve Beuerlein (1995)
- 4 Jamie Martin (1998-2000)

Season

- 20 Mark Brunell (1998)
- 20 Mark Brunell (2000)
- 19 Mark Brunell (1996)
- 19 Mark Brunell (2001)
- 18 Mark Brunell (1997)
- 18 David Garrard (2007)

Game

- 4 Mark Brunell (11/29/98 at Cincinnati)
- 4 Quinn Gray (12/30/07 at Houston)
- 3 Mark Brunell (11 times, last time, 12/15/02 at Cincinnati)
- 3 Byron Leftwich (11/20/05 at Tennessee)
- 3 David Garrard (11/5/06 vs. Tennessee)
- 3 David Garrard (12/16/07 at Pittsburgh)

MOST CONSECUTIVE GAMES WITH A TOUCHDOWN PASS

- 14 Mark Brunell (10/7/01 through 9/15/02)
- 9 Mark Brunell (10/22/00 through 12/23/00)
- 8 Byron Leftwich (9/25/05 through 11/20/05)
- 8 Mark Brunell (9/17/95 through 11/12/95)
- 8 Mark Brunell (10/19/97 through 12/7/97)
- 8 David Garrard (12/17/06 through 10/14/07)

MOST TOUCHDOWN PASSES, ROOKIE

Season

- 14 Byron Leftwich (2003)
- 2 Jonathan Quinn (1998)
- 1 David Garrard (2002)

Game

- 2 Byron Leftwich (10/5/03 vs. S.D.)
- 2 Byron Leftwich (11/30/03 vs. T.B.)



MOST PASSES HAD INTERCEPTED

Career

- 86 Mark Brunell (1995-2003), 3,612 att.
- 36 Byron Leftwich (2003-06), 1,344 att.
- 29 David Garrard (2002-08), 1,399 att.
- 7 Steve Beuerlein (1995), 142 att.
- 5 Quinn Gray (2003-07), 180 att.

Season

- 20 Mark Brunell (1996), 557 attempts
- 16 Byron Leftwich (2003), 418 attempts
- 14 Mark Brunell (2000), 512 attempts
- 13 Mark Brunell (2001), 473 attempts
- 13 David Garrard (2008) 535 attempts

Game

- 5 Mark Brunell (10/20/96 at St. L.), 52 att.
- 4 David Garrard (11/12/06 vs. Hou.), 34 att.
- 3 Steve Beuerlein (12/17/95 at Det.), 21 att.
- 3 Mark Brunell (11/22/98 at Pitt.), 42 att., (9/26/99 vs. Tenn.), 42 att., (1/6/02 at Chi.), 36 att., (10/20/02 at Balt.), 46 att.
- 3 Byron Leftwich (9/28/03 at Hou.), 36 att., (10/12/03 vs. Mia.) 42 att.
- 3 Quinn Gray (11/4/07 at N.O.), 33 att.

MOST PASSES HAD INTERCEPTED, ROOKIE

Season

- 16 Byron Leftwich (2003), 418 attempts
- 3 Jonathan Quinn (1998), 64 attempts
- 2 David Garrard (2002), 46 attempts
- 1 Rob Johnson (1995), 7 attempts

Game

- 3 Byron Leftwich (9/28/03 at Hou.), 36 att., (10/12/03 vs. Mia.) 42 att.
- 2 Jonathan Quinn (12/20/98 at Minn.), 27 att.
- 2 David Garrard (10/13/02 at Tenn.), 7 att.
- 1 Rob Johnson (12/17/95 at Det.), 7 att.
- 1 Jonathan Quinn (12/13/98 vs. Tenn.), 18 att.

MOST CONSECUTIVE GAMES WITH NO PASSES INTERCEPTED

- 8 David Garrard (9/9/07 through 11/25/07)
- 6 David Garrard (12/11/05 through 11/5/06)
- 5 Mark Brunell (12/1/96 through 9/22/97)
- 5 Mark Brunell (10/11/99 through 11/14/99)

MOST CONSECUTIVE PASSES WITHOUT AN INTERCEPTION

- 209 David Garrard (9/9/07 through 11/25/07)
- 175 David Garrard (12/4/05 through 11/12/06)
- 172 Mark Brunell (11/24/96 through 9/28/97)
- 148 Mark Brunell (10/3/99 through 11/21/99)
- 121 Mark Brunell (9/24/95 through 10/15/95)

LOWEST INTERCEPTION RATE

Career (minimum 125 attempts)

- 2.07 David Garrard (2002-08), 29 of 1,399 att.
- 2.44 Mark Brunell (1995-2003), 86 of 3,530 att.
- 2.68 Byron Leftwich (2003-06), 36 of 1,344 att.
- 2.78 Quinn Gray (2003-07), 5 of 180 att.
- 3.20 Jonathan Quinn (1998-2001), 4 of 125 att.

Season (minimum 140 attempts)

- 0.06 David Garrard (2005), 1 of 168 attempts
- 0.09 David Garrard (2007), 3 of 325 attempts
- 0.17 Byron Leftwich (2005), 5 of 302 attempts
- 1.61 Mark Brunell (1997), 7 of 435 attempts
- 1.68 Mark Brunell (2002), 7 of 416 attempts

HIGHEST COMPLETION PERCENTAGE

Career (minimum 140 completions)

- 61.2 David Garrard (2002-08), 856 of 1,399 att.
- 60.5 Mark Brunell (1995-2003), 2,184 of 3,612 att.
- 58.7 Byron Leftwich (2003-06), 789 of 1,344 att.
- 56.1 Quinn Gray (2003-07), 101 of 180 att.
- 52.8 Jonathan Quinn (1998-2001), 66 of 125 att.

Season (minimum 70 completions)

- 64.0 David Garrard (2007), 208 of 325 att.
- 63.4 Mark Brunell (1996), 353 of 557 att.
- 62.6 David Garrard (2008), 335 of 535
- 61.1 Mark Brunell (2001), 289 of 473 att.

Game (minimum 15 completions)

- 85.2 Mark Brunell (9/7/03 at Car.), 23 of 27 att.
- 83.3 Rob Johnson (8/31/97 at Balt.), 20 of 24 att.
- 83.3 Mark Brunell (10/29/00 at Dall.), 20 of 24 att.
- 82.8 David Garrard (12/2/07 at Ind.), 24 of 29 att.
- 80.0 Mark Brunell (10/6/96 at N.O.), 28 of 35 att.
- 76.7 Byron Leftwich (10/24/04 at Ind.), 23 of 30 att.

HIGHEST PASSER RATING

Career (minimum 250 attempts)

- 85.4 David Garrard (2002-08)
- 85.5 Mark Brunell (1995-2003)
- 80.5 Byron Leftwich (2003-06)

Season (among qualifiers)

- 102.2 David Garrard (2007)
- #91.2 Mark Brunell (1997) #AFC leader
- 89.9 Mark Brunell (1998)
- 89.3 Byron Leftwich (2005)
- 86.4 Byron Leftwich (2004)

HIGHEST AVERAGE GAIN PER ATTEMPT

Career (minimum 250 attempts)

- 7.11 Mark Brunell (1995-2003), 3,612 attempts, 25,698 yards
- 6.91 David Garrard (2002-08), 1,399 attempts, 9,672 yards
- 6.73 Byron Leftwich (2003-06), 1,344 attempts, 9,042 yards

Season (minimum 150 attempts)

- *7.84 Mark Brunell (1996), *NFL leader 557 attempts, 4,367 yards
- 7.72 David Garrard (2007), 325 attempts, 2,509 yards
- 7.54 Mark Brunell (1997), 435 attempts, 3,281 yards
- 7.35 Mark Brunell (1998), 354 attempts, 2,601 yards
- 7.20 David Garrard (2006), 241 attempts, 1,735 yards

Game (minimum 20 attempts)

- 12.25 Rob Johnson (8/31/97 at Baltimore), 24 attempts, 294 yards
- 12.00 Byron Leftwich (10/5/03 vs. San Diego), 28 attempts, 336 yards
- 11.85 Mark Brunell (11/1/98 at Baltimore), 20 attempts, 237 yards
- 11.70 Mark Brunell (11/21/99 vs. New Orleans), 30 attempts, 351 yards
- 11.08 Mark Brunell (9/22/96 at New England), 39 attempts, 432 yards

MOST 400-YARD PASSING GAMES

Career

- 2 Mark Brunell (1995-2003)

Season

- 2 Mark Brunell (1996)

MOST 300-YARD PASSING GAMES

Career

- 22 Mark Brunell (1995-2003)
- 4 Byron Leftwich (2003-06)
- 2 David Garrard (2002-08)
- 2 Quinn Gray (2003-07)

Season

- 6 Mark Brunell (1996)
- 3 Mark Brunell (1997, 1999, 2000)
- 3 Byron Leftwich (2004)

ADMIN

COACHES

STAFF

PLAYERS

HISTORY

RECORDS

MISC.



ADMIN

COACHES

STAFF

PLAYERS

HISTORY

RECORDS

MISC.

MOST CONSECUTIVE 300-YARD PASSING GAMES

- 3 Mark Brunell (11/21/99 through 12/2/99)
- 2 Mark Brunell (11/24/96 through 12/1/96)
- 2 Mark Brunell (9/3/00 through 9/10/00)
- 2 Byron Leftwich (10/3/04 through 10/10/04)

LONGEST PASS COMPLETIONS

- 84t Byron Leftwich to Troy Edwards (9/28/03 at Houston)
- 80t Quinn Gray to Reggie Williams (11/4/07 at New Orleans)
- 79t Mark Brunell to Patrick Johnson (9/15/02 at Kansas City)
- 78t Mark Brunell to Fred Taylor (11/1/98 at Baltimore)
- 75 Mark Brunell to Jimmy Smith (11/9/97 vs. Kansas City)

LONGEST TOUCHDOWN PASS

- 84 Byron Leftwich to Troy Edwards (9/28/03 at Houston)
- 80 Quinn Gray to Reggie Williams (11/4/07 at New Orleans)
- 79 Mark Brunell to Patrick Johnson (9/15/02 at Kansas City)
- 78 Mark Brunell to Fred Taylor (11/1/98 at Baltimore)
- 72 Mark Brunell to Jimmy Smith (9/20/98 vs. Baltimore)

RUSHING**MOST RUSHING YARDS****Career**

- 11,271 Fred Taylor (1998-2008), 2,428 att.
- 2,951 James Stewart (1995-99), 765 att.
- 2,533 Maurice Jones-Drew (2006-08), 530 att.
- 2,219 Mark Brunell (1995-2002), 419 att.
- 1,498 Stacey Mack (1999-2002), 372 att.
- 1,330 Natrone Means (1996-97), 396 att.

Season

- 1,572 Fred Taylor (2003), 345 attempts
- 1,399 Fred Taylor (2000), 292 attempts
- 1,314 Fred Taylor (2002), 287 attempts
- 1,223 Fred Taylor (1998), 264 attempts
- 1,224 Fred Taylor (2004), 260 attempts
- 1,202 Fred Taylor (2007), 223 attempts

Game

- 234 Fred Taylor (11/19/00 at Pitt.), 30 att.
- 194 Fred Taylor (12/21/03 vs. N.O.), 34 att.
- 183 Fred Taylor (12/6/98 vs. Det.), 32 att.
- 181 Fred Taylor (12/3/00 vs. Cle.), 30 att.
- 166 Maurice Jones-Drew (12/10/06 vs. Ind.), 15 att.

MOST RUSHING YARDS, ROOKIE**Season**

- 1,223 Fred Taylor (1998), 264 attempts
- 941 Maurice Jones-Drew (2006), 166 attempts
- 525 James Stewart (1995), 137 attempts
- 294 Elvis Joseph (2001), 68 attempts
- 212 LaBrandon Toefield, (2003), 53 attempts

Game

- 183 Fred Taylor (12/6/98 vs. Det.), 32 att.
- 166 Maurice Jones-Drew (12/10/06 vs. Ind.), 15 att.
- 131 Maurice Jones-Drew (12/24/06 vs. N.E.), 19 att.
- 128 Fred Taylor (9/20/98 vs. Balt.), 23 att.
- 128 Fred Taylor (11/15/98 vs. T.B.), 20 att.

MOST RUSHING ATTEMPTS**Career**

- 2,428 Fred Taylor (1998-2008), 11,271 yards
- 765 James Stewart (1995-99), 2,951 yards
- 530 Maurice Jones-Drew (2006-2008), 2,533 yards
- 429 Mark Brunell (1995-2003), 2,219 yards
- 396 Natrone Means (1996-97), 1,330 yards
- 372 Stacey Mack (1999-2002), 1,498 yards

Season

- 345 Fred Taylor (2003), 1,572 yards
- 292 Fred Taylor (2000), 1,399 yards
- 287 Fred Taylor (2002), 1,314 yards
- 264 Fred Taylor (1998), 1,223 yards
- 260 Fred Taylor (2004), 1,224 yards

Game

- 37 Fred Taylor (9/25/05 at NYJ), 98 yards
- 34 Fred Taylor (12/21/03 vs. N.O.), 194 yards
- 32 Fred Taylor (12/6/98 vs. Det.), 183 yards
- 32 Fred Taylor (12/17/00 at Cin.), 110 yards
- 32 Fred Taylor (11/23/03 at NYJ), 142 yards
- 31 Fred Taylor (10/29/00 at Dal.), 107 yards

MOST RUSHING ATTEMPTS, ROOKIE**Season**

- 264 Fred Taylor (1998), 1,223 yards
- 166 Maurice Jones-Drew (2006), 941 yards
- 137 James Stewart (1995), 525 yards
- 68 Elvis Joseph (2001), 294 yards
- 62 Greg Jones (2004), 162 yards

Game

- 32 Fred Taylor (12/6/98 vs. Det.), 183 yards
- 27 Fred Taylor (11/7/98 vs. Cin.), 118 yards
- 25 Fred Taylor (9/27/98 at Tenn.), 116 yards
- 25 Maurice Jones-Drew (12/17/06 at Tenn.), 98 yards

MOST RUSHING TOUCHDOWNS**Career**

- 62 Fred Taylor (1998-2008)
- 34 Maurice Jones-Drew (2006-08)
- 33 James Stewart (1995-99)
- 19 Stacey Mack (1999-2002)
- 14 Mark Brunell (1995-2003)

Season

- 14 Fred Taylor (1998)
- 13 James Stewart (1999)
- 13 Maurice Jones-Drew (2006)
- 12 Fred Taylor (2000)
- 12 Maurice Jones-Drew (2008)

Game

- 5 James Stewart (10/12/97 vs. Phi.)
- 3 Fred Taylor (11/15/98 vs. T.B.)
- 3 Fred Taylor (11/19/00 at Pit.)
- 3 Fred Taylor (12/3/00 vs. Cle.)
- 3 Stacey Mack (9/29/02 vs. N.Y.J.)
- 3 LaBrandon Toefield (12/24/05 at Hou.)
- 3 Maurice Jones-Drew (11/9/08 at Det.)

MOST RUSHING TOUCHDOWNS, ROOKIE**Season**

- 14 Fred Taylor (1998)
- 13 Maurice Jones-Drew (2006)
- 3 Greg Jones (2004)
- 2 James Stewart (1995)
- 2 David Garrard (2002)
- 2 LaBrandon Toefield (2003)

Game

- 3 Fred Taylor (11/15/98 vs. Tampa Bay)
- 2 Fred Taylor (10/12/98 vs. Miami), (12/6/98 vs. Detroit), (11/9/03 vs. Ind.)
- 2 David Garrard (10/13/02 at Tennessee)
- 2 Maurice Jones-Drew (10/8/06 vs. New York Jets), (12/10/06 vs. Indianapolis), (12/24/06 vs. New England)



MOST CONSECUTIVE GAMES WITH A RUSHING TOUCHDOWN

- 8 Maurice Jones-Drew (11/12/06 through 12/31/06)
- 4 Natrone Means (11/9/97 through 11/30/97)
- 4 Fred Taylor (11/1/98 through 11/22/98)
- 4 James Stewart (11/21/99 through 12/13/99)
- 4 Fred Taylor (12/13/99 through 1/2/00)
- 4 Fred Taylor (12/3/00 through 12/23/00)
- 4 Maurice Jones-Drew (11/11/07 through 12/2/07)

HIGHEST RUSHING AVERAGE

Career (minimum 100 attempts)

- 5.2 Mark Brunell (1995-2003), 429 attempts, 2,219 yards
- 4.8 Maurice Jones-Drew (2006-08), 530 attempts, 2,533 yards
- 4.8 David Garrard (2002-08), 237 attempts, 1,144 yards
- 4.6 Fred Taylor (1998-2008), 2,428 attempts, 11,271 yards
- 4.0 Stacey Mack (1999-2002), 372 attempts, 1,498 yards
- 3.9 James Stewart (1995-99), 765 attempts, 2,951 yards

Season (minimum 50 attempts)

- 7.2 Mark Brunell (1995), 67 att., 480 yards
- 5.7 Maurice Jones-Drew (2006), 166 att., 941 yards
- 5.4 Fred Taylor (2007), 223 att., 1,202 yards
- 5.0 Mark Brunell (1996), 80 att., 396 yards
- 5.0 Fred Taylor (2006), 231 att., 1,146 yards
- 4.8 Fred Taylor (2000), 292 att., 1,399 yards

Game (minimum 10 attempts)

- 11.1 Maurice Jones-Drew (12/10/06 vs. Houston), 12 for 125 yards
- 10.4 Maurice Jones-Drew (10/14/07 vs. Indianapolis), 15 for 166 yards
- 8.5 Fred Taylor (10/31/99 at Cincinnati), 15 for 128 yards
- 7.9 Maurice Jones-Drew (9/24/06 at Indianapolis), 13 for 103 yards
- 7.8 Fred Taylor (11/19/00 at Pittsburgh), 30 for 234 yards
- 7.8 Stacey Mack (12/30/01 vs. Kansas City), 16 for 125 yards

MOST 200-YARD RUSHING GAMES

Career

- 1 Fred Taylor (1998-2008)

Season

- 1 Fred Taylor (2000)

MOST 100-YARD RUSHING GAMES

Career

- 47 Fred Taylor (1998-2008)
- 7 Maurice Jones-Drew (2006-08)
- 6 James Stewart (1995-99)
- 3 Stacey Mack (1999-2002)
- 2 Greg Jones (2004-08)

Season

- 9 Fred Taylor (2000)
- 7 Fred Taylor (2003)
- 6 Fred Taylor (1998)
- 5 Fred Taylor (2002, 2004, 2007)
- 4 Fred Taylor (2006)
- 3 Fred Taylor (1999, 2005)
- 3 Stacey Mack (2001)
- 3 Maurice Jones-Drew (2006)

MOST CONSECUTIVE 100-YARD RUSHING GAMES

- 9 Fred Taylor (10/16/00 to 12/17/00)
- 5 Fred Taylor (11/25/07 to 12/23/07)
- 3 Fred Taylor (11/14/04 to 11/28/04)
- 3 Stacey Mack (12/16/01 to 12/30/01)
- 3 Fred Taylor (11/23/03 to 12/7/03)

LONGEST RUNS FROM SCRIMMAGE

- 80t Fred Taylor (12/9/07 vs. Carolina)
- 77t Fred Taylor (10/12/98 vs. Miami)
- 76 Fred Taylor (12/10/06 vs. Indianapolis)
- 76 Fred Taylor (10/14/07 vs. Houston)
- 74t Maurice Jones-Drew (12/24/06 vs. N.E.)
- 71t Fred Taylor (10/30/05 at St. Louis)
- 71 Fred Taylor (10/16/00 at Tennessee)

LONGEST TOUCHDOWN RUNS

- 80 Fred Taylor (12/9/07 vs. Carolina)
- 77 Fred Taylor (10/12/98 vs. Miami)
- 74 Maurice Jones-Drew (12/24/06 vs. N.E.)
- 71 Fred Taylor (10/30/05 at St. Louis)
- 70 Fred Taylor (11/15/98 vs. Tampa Bay)
- 63 Fred Taylor (9/15/02 at Kansas City)
- 62 Fred Taylor (12/23/07 vs. Oakland)

RECEIVING

MOST RECEPTIONS

Career

- 862 Jimmy Smith (1995-2005), 12,287 yards, 67 TD
- 499 Keenan McCardell (1996-2001), 6,393 yards, 30 TD
- 286 Fred Taylor (1998-2008), 2,361 yards, 8 TD
- 241 Kyle Brady (1999-2006), 2,500 yards, 13 TD
- 191 Pete Mitchell (1995-98, 2002), 2,089 yards, 11 TD

Season

- *116 Jimmy Smith (1999), 1,636 yards, 6 TD * NFL leader
- 112 Jimmy Smith (2001), 1,373 yards, 8 TD
- 94 Keenan McCardell (2000), 1,207 yards, 5 TD
- 93 Keenan McCardell (2001), 1,110 yards, 6 TD
- 91 Jimmy Smith (2000), 1,213 yards, 8 TD
- 85 Keenan McCardell (1996), 1,129 yards, 3 TD
- 85 Keenan McCardell (1997), 1,164 yards, 5 TD

Game

- 16 Keenan McCardell (10/20/96 at St.L.), 232 yards
- 15 Jimmy Smith (9/10/00 at Bal.), 291 yards, 3 TD
- 14 Jimmy Smith (1/2/00 vs. Cin.), 165 yards
- 11 Keenan McCardell (12/7/97 vs. N.E.), 152 yards, 2 TD
- 11 Keenan McCardell (10/8/00 vs. Pit.), 137 yards, 1 TD
- 11 Keenan McCardell (12/23/00 at NYG), 131 yards

MOST RECEPTIONS, ROOKIE

Season

- 46 Maurice Jones-Drew (2006), 436 yards, 2 TD
- 44 Fred Taylor (1998), 421 yards, 3 TD
- 41 Pete Mitchell (1995), 527 yards, 2 TD
- 36 Matt Jones (2005), 432 yards, 5 TD
- 32 Alvin Pearman (2005), 240 yards, 0 TD
- 27 Reggie Williams (2004), 268 yards, 1 TD

ADMIN

COACHES

STAFF

PLAYERS

HISTORY

RECORDS

MISC.



ADMIN

COACHES

STAFF

PLAYERS

HISTORY

RECORDS

MISC.

Game

- 10 Pete Mitchell (11/19/95 at T.B.), 161 yards, 1 TD
- 9 Fred Taylor (9/20/98 vs. Balt.), 85 yards
- 7 Fred Taylor (12/13/98 vs. Tenn.), 32 yards
- 7 Maurice Jones-Drew (10/22/06 at Hou.), 58 yards
- 6 Ernest Wilford (10/3/04 vs. Ind.), 56 yards

MOST RECEIVING YARDS**Career**

- 12,287 Jimmy Smith (1995-2005), 862 receptions, 67 TD
- 6,393 Keenan McCardell (1996-2001), 499 receptions, 30 TD
- 2,500 Kyle Brady (1999-2006), 241 receptions, 13 TD
- 2,361 Fred Taylor (1998-2008), 286 receptions, 8 TD
- 2,322 Reggie Williams (2004-08), 189 receptions, 18 TD
- 2,089 Pete Mitchell (1995-98, 2002), 191 receptions, 11 TD
- 1,994 Ernest Wilford (2004-07), 140 receptions, 14 TD

Season

- 1,636 Jimmy Smith (1999), 116 receptions, 6 TD
- 1,373 Jimmy Smith (2001), 112 receptions, 8 TD
- 1,324 Jimmy Smith (1997), 82 receptions, 4 TD
- 1,244 Jimmy Smith (1996), 83 receptions, 7 TD
- 1,213 Jimmy Smith (2000), 91 receptions, 8 TD

Game

- 291 Jimmy Smith (9/10/00 at Baltimore), 15 receptions, 3 TD
- 232 Keenan McCardell (10/20/96 at St. Louis), 16 receptions
- 220 Jimmy Smith (11/21/99 vs. New Orleans), 9 receptions
- 165 Jimmy Smith (1/2/00 vs. Cincinnati), 14 receptions
- 164 Jimmy Smith (9/22/97 vs. Pittsburgh), 10 receptions, 1 TD

MOST RECEIVING YARDS, ROOKIE**Season**

- 527 Pete Mitchell (1995), 41 receptions, 2 TD
- 436 Maurice Jones-Drew (2006), 46 rec., 2 TD
- 432 Matt Jones (2005), 36 receptions, 5 TD
- 421 Fred Taylor (1998), 44 receptions, 3 TD
- 271 Ernest Wilford (2004), 19 receptions, 2 TD

Game

- 161 Pete Mitchell (11/19/95 at T.B.), 10 receptions, 1 TD
- 117 Matt Jones (11/13/05 vs. Balt.), 5 receptions, 1 TD
- 85 Fred Taylor (9/20/98 vs. Balt.), 9 receptions

MOST RECEIVING TOUCHDOWNS**Career**

- 67 Jimmy Smith (1995-2005), 862 receptions
- 30 Keenan McCardell (1996-2001), 499 receptions
- 18 Reggie Williams (2004-08), 189 receptions
- 15 Matt Jones (2005-08), 166 receptions
- 14 Ernest Wilford (2004-07), 140 receptions
- 13 Kyle Brady (1999-2006), 241 receptions

Season

- 10 Reggie Williams (2007), 38 receptions
- 8 Jimmy Smith (1998), 78 receptions
- 8 Jimmy Smith (2000), 91 receptions
- 8 Jimmy Smith (2001), 112 receptions
- 7 Ernest Wilford (2005), 41 receptions
- 7 Jimmy Smith (1996), 83 receptions
- 7 Jimmy Smith (2002), 80 receptions

Game

- 3 Jimmy Smith (9/10/00 at Balt.), 15 rec.
- 2 10 times, last Ernest Wilford (12/30/07 vs. Oakland), 6 rec.

MOST RECEIVING TOUCHDOWNS, ROOKIE**Season**

- 5 Matt Jones (2005), 36 receptions
- 3 Fred Taylor (1998), 44 receptions
- 2 6 times, last Maurice Jones-Drew (2006), 46 receptions

MOST CONSECUTIVE GAMES WITH A RECEPTION

- 80 Jimmy Smith (10/29/95 through 10/22/00)
- 76 Jimmy Smith (9/9/01 through 1/1/06)
- 49 Keenan McCardell (12/28/98 through 1/6/02)
- 40 Keenan McCardell (9/1/96 through 11/1/98)
- 35 Maurice Jones-Drew (12/10/06 through 12/28/08)

MOST CONSECUTIVE GAMES WITH A RECEIVING TOUCHDOWN

- 4 Reggie Williams (12/9/07 through 12/30/07)
- 3 7 times, last Keenan McCardell (12/23/01 through 1/6/02)

HIGHEST AVERAGE PER RECEPTION**Career (minimum 40 receptions)**

- 14.3 Jimmy Smith (1995-2005), 862 receptions, 12,287 yards
- 14.1 Ernest Wilford (2004-07), 140 receptions, 1,994 yards
- 13.0 Matt Jones (2005-08), 166 receptions, 2,153 yards
- 13.0 Dennis Northcutt (2007-08), 88 receptions, 1,146 yards
- 13.4 Damon Jones (1997-2001), 41 receptions, 550 yards

Season (minimum 20 receptions)

- 16.6 Ernest Wilford (2005), 41 receptions, 681 yards
- 16.6 Reggie Williams (2007), 38 receptions, 629 yards
- 16.1 Jimmy Smith (1997), 82 receptions, 1,324 yards
- 15.8 Jimmy Smith (2004), 74 receptions, 1,172 yards
- 15.7 Matt Jones (2006), 41 receptions, 643 yards

Game (minimum 4 receptions)

- 29.5 Ernest Wilford (12/24/05 at Houston), 4 receptions, 118 yards
- 28.8 Andre Rison (9/22/96 at New England), 4 receptions, 115 yards
- 28.0 Jimmy Smith (11/9/97 vs. Kansas City), 4 receptions, 112 yards
- 27.0 Jimmy Smith (10/13/96 vs. N.Y. Jets), 5 receptions, 135 yards
- 26.0 Jimmy Smith (12/26/99 at Tennessee), 4 receptions, 104 yards
- 26.0 Keenan McCardell (11/12/00 vs. Seattle), 6 receptions, 156 yards

HIGHEST AVERAGE PER RECEPTION, ROOKIE**Season (minimum 20 receptions)**

- 12.9 Pete Mitchell (1995), 41 receptions, 527 yards
- 12.0 Matt Jones (2005), 36 receptions, 432 yards
- 9.9 Reggie Williams (2004), 27 receptions, 268 yards
- 9.6 Fred Taylor (1998), 44 receptions, 421 yards
- 9.5 Maurice Jones-Drew (2006), 46 receptions, 436 yards



ADMIN

COACHES

STAFF

PLAYERS

HISTORY

RECORDS

MISC.

Game (minimum 4 receptions)

- 23.4 Matt Jones (11/13/05 vs. Balt.)
5 receptions, 117 yards
- 16.1 Pete Mitchell (11/19/95 at T.B.),
10 receptions, 161 yards
- 15.5 Reggie Williams (12/12/04 vs. Chic.),
4 receptions, 62 yards
- 14.0 Maurice Jones-Drew (11/12/06 vs. Hou.),
4 receptions, 56 yards
- 13.6 Fred Taylor (11/15/98 vs. T.B.)
5 receptions, 68 yards

MOST 200-YARD RECEIVING GAMES

Career

- 2 Jimmy Smith (1995-2005)
- 1 Keenan McCardell (1996-2001)

Season

- 1 Keenan McCardell (1996)
- 1 Jimmy Smith (1999)
- 1 Jimmy Smith (2000)

MOST 100-YARD RECEIVING GAMES

Career

- 46 Jimmy Smith (1995-2005)
- 19 Keenan McCardell (1996-2001)
- 6 Matt Jones (2005-08)

Season

- 9 Jimmy Smith (1999)
- 6 Jimmy Smith (1997)
- 6 Jimmy Smith (2001)
- 5 Jimmy Smith (1998)
- 5 Jimmy Smith (2000)
- 5 Keenan McCardell (2000)

MOST 100-YARD RECEIVING GAMES, ROOKIE

Season

- 1 Pete Mitchell (1995)
- 1 Matt Jones (2005)

MOST CONSECUTIVE 100-YARD RECEIVING GAMES

- 3 Jimmy Smith (8/31/97 through 9/22/97)
- 3 Jimmy Smith (11/9/97 through 11/23/97)
- 3 Jimmy Smith (11/29/98 through 12/13/98)
- 3 Jimmy Smith (9/12/99 through 9/26/99)
- 3 Jimmy Smith (11/21/99 through 12/2/99)
- 3 Jimmy Smith (12/19/99 through 1/2/00)

LONGEST RECEPTIONS

- 84t Troy Edwards from Byron Leftwich (9/28/03 at Houston)
- 80t Reggie Williams from Quinn Gray (11/4/07 at New Orleans)
- 79t Patrick Johnson from Mark Brunell (9/15/02 at Kansas City)
- 78t Fred Taylor from Mark Brunell (11/1/98 at Baltimore)
- 75 Jimmy Smith from Mark Brunell (11/9/97 vs. Kansas City)
- 72t Jimmy Smith from Mark Brunell (9/20/98 vs. Baltimore)
- 72 Fred Taylor from Mark Brunell (9/29/02 vs. New York Jets)

LONGEST TOUCHDOWN RECEPTIONS

- 84 Troy Edwards from Byron Leftwich (9/28/03 at Houston)
- 80 Reggie Williams from Quinn Gray (11/4/07 at New Orleans)
- 79 Patrick Johnson from Mark Brunell (9/15/02 at Kansas City)
- 78 Fred Taylor from Mark Brunell (11/1/98 at Baltimore)
- 72 Jimmy Smith from Mark Brunell (9/20/98 vs. Baltimore)
- 71 Randy Jordan from Steve Beuerlein (9/10/95 at Cincinnati)

YARDS FROM SCRIMMAGE

(rushing and receiving)

Career

- 13,632 Fred Taylor (1998-2008),
11,271 rushing, 2,361 receiving
- 12,285 Jimmy Smith (1995-2005),
-1 rushing, 12,286 receiving
- 6,393 Keenan McCardell (1996-2001),
0 rushing, 6,393 receiving
- 3,941 Maurice Jones-Drew (2006-08),
2,533 rushing, 1,408 receiving
- 3,804 James Stewart (1995-99),
2,951 rushing, 853 receiving
- 2,500 Kyle Brady (1999-2006),
2,500 receiving

Season

- 1,942 Fred Taylor (2003),
1,572 rushing, 370 receiving
- 1,722 Fred Taylor (2002),
1,314 rushing, 408 receiving
- 1,644 Fred Taylor (1998),
1,223 rushing, 421 receiving
- 1,639 Fred Taylor (2000),
1,399 rushing, 240 receiving
- 1,636 Jimmy Smith (1999),
0 rushing, 1,636 receiving

Game

- 291 Jimmy Smith (9/10/00 at Baltimore),
0 rushing, 291 receiving
- 248 Fred Taylor (11/19/00 at Pittsburgh),
234 rushing, 14 receiving
- 232 Keenan McCardell (10/20/96 at St. Louis),
0 rushing, 232 receiving
- 220 Jimmy Smith (11/21/99 vs. New Orleans),
0 rushing, 220 receiving
- 225 Fred Taylor (12/21/03 vs. New Orleans)
194 rushing, 31 receiving

By Rookie, Season

- 1,644 Fred Taylor (1998),
1,223 rushing, 421 receiving
- 1,377 Maurice Jones-Drew (2006),
941 rushing, 436 receiving
- 715 James Stewart (1995),
525 rushing, 190 receiving

ALL-PURPOSE YARDS

(rushing/receiving/returns)

Career

- 13,632 Fred Taylor (1998-2008),
11,271 rushing, 2,361 receiving, 0 ret.
- 12,875 Jimmy Smith (1995-2005),
-1 rushing, 12,287 receiving, 589 ret.
- 6,495 Keenan McCardell (1996-2001),
0 rushing, 6,393 receiving, 102 ret.
- 6,003 Maurice Jones-Drew (2006-08),
2,533 rushing, 1,408 receiving, 2,062 ret.
- 3,804 James Stewart (1995-99),
2,951 rushing, 853 receiving, 0 ret.

Season

- 2,250 Maurice Jones-Drew (2006),
941 rushing, 436 receiving, 873 ret.
- 2,014 Maurice Jones-Drew (2007),
768 rushing, 407 receiving, 839 ret.
- 1,942 Fred Taylor (2003),
1,572 rushing, 370 receiving, 0 ret.
- 1,739 Maurice Jones-Drew (2008),
824 rushing, 565 receiving, 350 ret.
- 1,722 Fred Taylor (2002),
1,314 rushing, 408 receiving, 0 ret.
- 1,644 Fred Taylor (1998),
1,223 rushing, 421 receiving, 0 ret.



ADMIN

COACHES

STAFF

PLAYERS

HISTORY

RECORDS

MISC.

Game	
303	Maurice Jones-Drew (12/10/06 vs. Indianapolis), 166 rushing, 15 receiving, 122 returns
291	Jimmy Smith (9/10/00 at Baltimore), 0 rushing, 291 receiving, 0 returns
260	Maurice Jones-Drew (10/14/07 vs. Houston), 125 rushing, 59 receiving, 76 returns
248	Fred Taylor (11/19/00 at Pittsburgh), 234 rushing, 14 receiving, 0 returns
244	Maurice Jones-Drew (9/24/06 at Indianapolis), 103 rushing, 32 receiving, 109 returns

By Rookie, Season

2,250	Maurice Jones-Drew (2006), 941 rushing, 436 receiving, 873 returns
1,644	Fred Taylor (1998), 1,223 rushing, 421 receiving, 0 returns
993	Derrick Wimbush (2005), 12 rushing, 26 receiving, 955 returns
986	Alvin Pearman (2005), 149 rushing, 240 receiving, 597 returns
905	Elvis Joseph (2001), 294 rushing, 183 receiving, 428 returns
840	Shyrone Stith (2000), 55 rushing, 0 receiving, 785 returns

PUNTING**MOST PUNTS****Career**

456	Bryan Barker (1995-2000), 43.5 average
424	Chris Hanson (2001-06), 42.9 average

Season

85	Bryan Barker (1998), 45.0 average
84	Chris Hanson (2004), 42.8 average
82	Bryan Barker (1995), 43.8 average
82	Chris Hanson (2001), 43.6 average
82	Chris Hanson (2005), 42.9 average

Game

10	Adam Podlesh (11/16/08 vs. Ten.), 409 yards
9	Bryan Barker (10/29/95 at Pit.), 369 yards
9	Bryan Barker (11/14/99 vs. Bal.), 383 yards
9	Bryan Barker (9/25/00 at Ind.), 389 yards
9	Chris Hanson (9/19/04 vs. Den.), 397 yards
9	Chris Hanson (10/16/05 at Pit.), 422 yards

HIGHEST GROSS PUNTING AVERAGE**Career (minimum 50 punts)**

43.5	Bryan Barker (1995-2000), 456 punts
42.9	Chris Hanson (2001-06), 424 punts

Season (minimum 40 punts)

45.0	Bryan Barker (1998), 85 punts
44.9	Bryan Barker (1997), 66 punts
44.2	Chris Hanson (2002), 81 punts
43.8	Bryan Barker (1995), 82 punts
43.7	Bryan Barker (1996), 69 punts

Game (minimum 4 punts)

53.8	Bryan Barker (10/19/97 at Dall.), 5 punts
53.2	Chris Hanson (9/29/02 vs. NYJ), 5 punts
52.4	Bryan Barker (10/18/98 at Buff.), 5 punts

HIGHEST NET PUNTING AVERAGE**Career (minimum 50 punts)**

37.2	Bryan Barker (1995-2000), 456 punts
36.7	Adam Podlesh (2007-08), 100 punts
36.1	Chris Hanson (2001-06), 424 punts

Season (minimum 40 punts)

38.8	Bryan Barker (1997), 66 punts
*38.6	Bryan Barker (1995), 82 punts
	*NFL leader
38.5	Bryan Barker (1998), 85 punts

37.6 Chris Hanson (2002), 81 punts

Game (minimum 4 punts)

49.8	Adam Podlesh (12/23/07 vs. Oak.), 4 punts
48.2	Chris Hanson (11/10/02 vs. WVa.), 5 punts
47.2	Chris Hanson (9/25/05 at NYJ), 6 punts
46.8	Bryan Barker (11/2/97 at Ten.), 4 punts

LONGEST PUNTS

83	Bryan Barker (10/11/99 at NYJ), net 72
76	Adam Podlesh (10/28/07 at T.B.), net 76
74	Chris Hanson (11/20/05 at Ten.), net 74
69	Chris Hanson (9/12/04 at Buf.), touchback
65	Bryan Barker (10/18/98 at Buf.), touchback
65	Bryan Barker (10/1/00 vs. Pit.), net 52

MOST PUNTS INSIDE THE 20**Career (minimum 50 punts)**

151	Bryan Barker (1995-2000)
137	Chris Hanson (2001-06)

Season

33	Chris Hanson (2005)
32	Bryan Barker (1999)
29	Bryan Barker (2000)
28	Chris Hanson (2004)
28	Bryan Barker (1998)

Game

8	Bryan Barker (11/14/99 vs. Baltimore)
6	Bryan Barker (10/3/99 vs. Pittsburgh)
5	Bryan Barker (11/9/97 vs. Kansas City)

FEWEST TOUCHBACKS**Career (minimum 50 punts)**

7	Adam Podlesh (2007-08), 100 punts
43	Bryan Barker (1995-2000), 456 punts
50	Chris Hanson (2001-06), 424 punts

Season

2	Adam Podlesh (2007), 54 punts
3	Steve Weatherford (2008), 21 punts
5	Bryan Barker (1995), 82 punts
5	Bryan Barker (2000), 76 punts
5	Mark Royals (2003), 45 punts
5	Adam Podlesh (2008), 46 punts

MOST CONSECUTIVE PUNTS WITHOUT A BLOCK

456	Bryan Barker (1995-2000)
168	Chris Hanson (2001-03)
139	Chris Hanson (2003-05)

PUNT RETURNS**MOST PUNT RETURNS****Career**

146	Reggie Barlow (1996-2000), 1,581 yards
81	Alvin Pearman (2005-06, 2008), 693 yards
42	David Allen (2003-04), 468 yards
39	Damon Gibson (2001-02), 333 yards
32	Chris Hudson (1995-98), 348 yards

Season

49	Alvin Pearman (2005), 410 yards
43	Reggie Barlow (1998), 555 yards
38	Reggie Barlow (1999), 414 yards
38	Damon Gibson (2001), 333 yards
36	Reggie Barlow (1997), 412 yards

Game

7	Alvin Pearman (11/13/05 vs. Bal.), 59 yards
7	Alvin Pearman (12/18/05 vs. S.F.), 45 yards
6	Reggie Barlow (9/20/98 vs. Bal.), 81 yards
6	Reggie Barlow (11/14/99 vs. Bal.), 73 yards
6	Reggie Barlow (12/3/00 vs. Cle.), 64 yards
6	R. Jay Soward (10/8/00 vs. Bal.), 38 yards
6	David Allen (12/7/03 vs. Hou.), 55 yards



ADMIN

COACHES

STAFF

PLAYERS

HISTORY

RECORDS

MISC.

MOST PUNT RETURN YARDS

Career

- 1,581 Reggie Barlow (1996-2000), 146 returns
- 693 Alvin Pearman (2005-06, 2008), 81 returns
- 468 David Allen (2003-04), 42 returns
- 348 Chris Hudson (1995-98), 32 returns
- 333 Damon Gibson (2001-02), 39 returns

Season

- 555 Reggie Barlow (1998), 43 returns
- 414 Reggie Barlow (1999), 38 returns
- 412 Reggie Barlow (1997), 36 returns
- 410 Alvin Pearman (2005), 49 returns
- 348 Chris Hudson (1996), 32 returns

Game

- 134 Reggie Barlow (9/13/98 vs. K.C.), 3 returns
- 82 Desmond Howard (9/24/95 vs. G.B.), 4 returns
- 81 Reggie Barlow (9/20/98 vs. Bal.), 6 ret.
- 80 Reggie Barlow (11/21/99 vs. N.O.), 2 ret.
- 79 Reggie Barlow (11/23/97 at Cin.), 3 ret.

MOST PUNT RETURN TOUCHDOWNS

Career

- 2 Reggie Barlow (1996-2000)
- 1 Bobby Shaw (2002)

Season

- 1 Reggie Barlow (1998, 1999)
- 1 Bobby Shaw (2002)

Game

- 1 Reggie Barlow (9/13/98 vs. K.C.), 85 yds
- 1 Reggie Barlow (11/21/99 vs. N.O.), 74 yds
- 1 Bobby Shaw (10/6/02 vs. Phil.), 69 yds

LONGEST PUNT RETURNS

- 85t Reggie Barlow (9/13/98 vs. Kansas City)
- 74t Reggie Barlow (11/21/99 vs. New Orleans)
- 69t Bobby Shaw (10/6/02 vs. Philadelphia)
- 60 Chris Hudson (10/6/96 at New Orleans)
- 56 Scott Starks (12/23/07 vs. Oakland)

HIGHEST AVERAGE PER PUNT RETURN

Career (minimum 20 returns)

- 12.4 Bobby Shaw (2002), 25 for 310 yards
- 11.1 David Allen (2003-04), 42 for 468 yards
- 10.9 Chris Hudson (1995-98), 32 for 348 yards
- 10.8 Reggie Barlow (1996-2000), 146 for 1,581 yards
- 10.3 Desmond Howard (1995), 24 for 246 yards

Season (minimum 15 returns)

- 12.9 Reggie Barlow (1998), 43 for 555 yards
- 12.4 Bobby Shaw (2002), 25 for 310 yards
- 12.0 David Allen (2003), 27 for 324 yards
- 11.4 Reggie Barlow (1997), 36 for 412 yards
- 11.3 Brian Witherspoon (2008), 17 for 192 yards

Game (minimum 3 returns)

- 44.6 Reggie Barlow (9/13/98 vs. K.C.)
3 for 134 yards, 1 TD
- 26.3 Reggie Barlow (11/23/97 at Cin.),
3 for 79 yards
- 25.3 Reggie Barlow (11/2/97 at Tenn.),
3 for 76 yards

MOST FAIR CATCHES

Career

- 61 Reggie Barlow (1996-2000)
- 31 Alvin Pearman (2005-06, 2008)
- 22 Damon Gibson (2001-02)
- 20 Dennis Northcutt (2007-08)
- 17 Bobby Shaw (2002)
- 17 David Allen (2003-04)

Season

- 22 Damon Gibson (2001)
- 17 Reggie Barlow (1999)
- 17 Bobby Shaw (2002)
- 16 Reggie Barlow (1997)
- 16 Alvin Pearman (2006)

Game

- 4 Reggie Barlow (9/7/97 vs. N.Y. Giants)
- 4 Damon Gibson (12/9/01 at Cleveland)
- 4 Dennis Northcutt (9/16/07 vs. Atlanta)
- 4 Brian Witherspoon (11/16/08 vs.Ten.)

KICKOFF RETURNS

MOST KICKOFF RETURNS

Career

- 75 Maurice Jones-Drew (2006-08), 1,952 yards
- 70 Reggie Barlow (1996-2000), 1,634 yards
- 58 Willie Jackson (1995-97), 1,206 yards
- 52 David Allen (2003-04), 1,041 yards
- 52 Brian Witherspoon (2008), 1,250 yards

Season

- 52 Brian Witherspoon (2008), 1,250 yards
- 41 David Allen (2003), 831 yards
- 39 Derrick Wimbush (2005), 955 yards
- 33 Shyrone Stith (2000), 785 yards
- 32 Willie Jackson (1997), 653 yards

Game

- 7 Jermaine Lewis (10/10/04 at S.D.), 122 yds
- 7 Curtis Marsh (11/12/95 vs. Sea.), 169 yds
- 6 Willie Jackson (10/19/97 at Dal.), 135 yds
- 6 Willie Jackson (11/23/97 at Cin.), 92 yds
- 6 Reggie Barlow (10/25/98 at Den.), 206 yds
- 6 Brian Witherspoon (10/26/08 vs. Clev.), 134 yards

MOST KICKOFF RETURN YARDS

Career

- 1,952 Maurice Jones-Drew (2006-08), 75 returns
- 1,634 Reggie Barlow (1996-2000), 70 returns
- 1,250 Brian Witherspoon (2008), 52 returns
- 1,206 Willie Jackson (1995-97), 58 returns
- 1,136 Derrick Wimbush (2005-06), 47 returns
- 1,041 David Allen (2003-04), 52 returns

Season

- 1,250 Brian Witherspoon (2008), 52 returns
- 955 Derrick Wimbush (2005), 39 returns
- 860 Maurice Jones-Drew (2006), 31 returns
- 831 David Allen (2003), 41 returns
- 811 Maurice Jones-Drew (2007), 31 returns
- 785 Shyrone Stith (2000), 33 returns

Game

- 206 Reggie Barlow (10/25/98 at Den.), 6 returns
- 169 Curtis Marsh (11/12/95 vs. Sea.), 7 returns
- 157 Reggie Barlow (12/7/97 vs. N.E.), 5 returns
- 147 Alvis Whitted (12/26/99 at Tenn.), 4 returns
- 142 Maurice Jones-Drew (12/31/06 at K.C.), 5 returns; (11/4/07 at N.O.), 3 returns

MOST KICKOFF RETURN TOUCHDOWNS

Career

- 2 Maurice Jones-Drew (2006-07)
- 1 Jimmy Smith (1995-2005)
- 1 Reggie Barlow (1996-2000)
- 1 Alvis Whitted (1998-2001)
- 1 Elvis Joseph (2001-02)
- 1 Derrick Wimbush (2005-06)

Season

- 1 by 6 players, last Maurice Jones-Drew (2006, 2007)



ADMIN

COACHES

STAFF

PLAYERS

HISTORY

RECORDS

MISC.

Game

- 1 Jimmy Smith (12/3/95 at Den.), 89 yards
- 1 Reggie Barlow (12/7/97 vs. N.E.), 92 yards
- 1 Alvis Whitted (12/26/99 at Tenn.), 98 yards
- 1 Elvis Joseph (11/18/01 at Pit.), 95 yards
- 1 Derrick Wimbush (11/27/05 at Arz.), 91 yards
- 1 Maurice Jones-Drew (12/10/06 vs. Ind.), 93 yards
- 1 Maurice Jones-Drew (11/4/07 at N.O.), 100 yards

LONGEST KICKOFF RETURNS

- 100t Maurice Jones-Drew (11/4/07 at New Orleans)
- 98t Alvis Whitted (12/26/99 at Tennessee)
- 95t Elvis Joseph (11/18/01 at Pittsburgh)
- 93t Maurice Jones-Drew (12/10/06 vs. Ind.)
- 92t Reggie Barlow (12/7/97 vs. New England)

HIGHEST AVERAGE PER KICKOFF RETURN**Career (minimum 20 returns)**

- 26.0 Maurice Jones-Drew (2006-08), 75 for 1,952 yards
- 24.2 Derrick Wimbush (2005-06), 47 for 1,136 yards
- 24.0 Brian Witherspoon (2008), 52 for 1,250 yards
- 23.8 Shyrone Stith (2000), 33 for 785 yards
- 23.4 Mike Logan (1997-2000), 29 for 675 yards

Season (minimum 20 returns)

- 27.7 Maurice Jones-Drew (2006), 31 for 860 yards
- 26.2 Maurice Jones-Drew (2007), 31 for 811 yards
- 24.9 Reggie Barlow (1998), 30 for 747 yards
- 24.5 Derrick Wimbush (2005), 39 for 955 yards
- 24.0 Brian Witherspoon (2008), 52 for 1,250 yards

Game (minimum 3 returns)

- 47.3 Maurice Jones-Drew (11/4/07 at N.O.), 3 for 142 yards
- 46.0 Derrick Wimbush (11/27/05 at Ariz.), 3 for 138 yards
- 41.3 Brian Witherspoon (9/7/08 at Ten.), 3 for 124 yards
- 39.7 Randy Jordan (10/13/96 vs. N.Y. Jets), 3 for 119 yards
- 36.8 Alvis Whitted (12/26/99 at Tennessee), 4 for 147 yards

INTERCEPTIONS**MOST INTERCEPTIONS****Career**

- 25 Rashean Mathis (2003-08)
- 15 Aaron Beasley (1996-2001)
- 14 Donovan Darius (1998-2006)
- 8 Chris Hudson (1995-98)
- 8 Mike Peterson (2003-08)

Season

- 8 Rashean Mathis (2006)
- 6 Aaron Beasley (1999)
- 6 Marlon McCree (2002)
- 5 Deon Figures (1997)
- 5 Donovan Darius (1999, 2004)
- 5 Rashean Mathis (2004, 2005)
- 5 Reggie Nelson (2007)

Game

- 2 Deon Figures (8/31/97 at Baltimore)
- 2 Aaron Beasley (9/12/99 vs. San Francisco)
- 2 Rayna Stewart (9/10/00 at Baltimore)
- 2 Marlon McCree (9/15/02 at Kansas City)
- 2 Donovan Darius (1/2/05 at Oakland)

- 2 Rashean Mathis (12/19/04 at Green Bay; 10/30/05 at St. Louis; 9/18/06 vs. Pit.; 1/5/06 vs. Ten.)
- 2 Terry Cousin (11/13/05 vs. Baltimore)

MOST CONSECUTIVE GAMES WITH AN INTERCEPTION

- 3 Brian Williams (10/14/07 through 11/11/07)
- 2 James Williams (11/26/95 through 12/3/95)
- 2 Chris Hudson (11/2/97 through 11/9/97)
- 2 Chris Hudson (9/20/98 through 9/27/98)
- 2 Donovan Darius (10/31/99 through 11/7/99), (11/21/04 through 11/28/04)
- 2 Marlon McCree (11/10/02 through 11/17/02), (12/1/02 through 12/8/02)
- 2 Mike Peterson (11/23/03 through 11/30/03)
- 2 Rashean Mathis (10/16/05 through 10/30/05), (9/10/06 through 9/18/06), (12/31/06 through 9/9/07)
- 2 Gerald Sensabaugh (12/3/06 through 12/10/06)

MOST INTERCEPTIONS, ROOKIE

- 5 Reggie Nelson (2007)
- 2 Kevin Hardy (1996)
- 2 Fernando Bryant (1999)
- 2 Rashean Mathis (2003)

MOST INTERCEPTION RETURN YARDS**Career**

- 441 Rashean Mathis (2003-08), 25 int.
- 279 Aaron Beasley (1996-2001), 15 int.
- 189 Donovan Darius (1998-2006), 15 int.
- 139 Marlon McCree (2001-02), 7 int.
- 89 Mike Peterson (2003-08), 8 int.

Season

- 200 Aaron Beasley (1999), 6 interceptions
- 151 Rashean Mathis (2008), 4 interceptions
- 146 Rashean Mathis (2006), 8 interceptions
- 129 Marlon McCree (2002), 6 interceptions
- 80 Donovan Darius (2004), 5 interceptions
- 79 Rashean Mathis (2005), 5 interceptions

Game

- 93 Aaron Beasley (9/12/99 vs. S.F.), 2 int.
- 72 Rashean Mathis (10/5/08 vs. Pit.), 1 int.
- 61 Rashean Mathis (9/21/08 at Ind.), 1 int.
- 55 Rashean Mathis (11/5/06 vs. Ten.), 1 int.
- 55 Scott Starks (11/5/06 vs. Ten.), int.
- 53 Marlon McCree (11/17/02 at Hou.), 1 int

LONGEST INTERCEPTION RETURNS

- 93t Aaron Beasley (9/12/99 vs. San Francisco)
- 72t Rashean Mathis (10/5/08 vs. Pittsburgh)
- 61t Rashean Mathis (9/21/08 at Indianapolis)
- 55 Rashean Mathis (11/5/06 vs. Tennessee)
- 55t Scott Starks (11/5/06 vs. Tennessee)
- 53 Marlon McCree (11/17/02 at Houston)

MOST INTERCEPTIONS RETURNED FOR A TOUCHDOWN**Career**

- 3 Rashean Mathis (2003-08)
- 2 Aaron Beasley (1996-2001)
- 1 Mickey Washington (1995-96)
- 1 Tony Brackens (1996-2003)
- 1 Mike Peterson (2003-08)
- 1 Scott Starks (2005-08)
- 1 Aaron Glenn (2007)
- 1 Clint Ingram (2006-08)

Season

- 2 Aaron Beasley (1999)
- 2 Rashean Mathis (2008)
- 1 by 7 players, last Clint Ingram (2007)



ADMIN

COACHES

STAFF

PLAYERS

HISTORY

RECORDS

MISC.

Game

- 1 Mickey Washington (10/22/95 at Clev., 48 yards)
- 1 Aaron Beasley (9/12/99 vs. S.F.), 93 yards
- 1 Aaron Beasley (9/26/99 vs. Ten.), 35 yards
- 1 Tony Brackens (11/28/99 at Bal.), 16 yards
- 1 Rashean Mathis (10/16/05 at Pit.), 41 yards
- 1 Mike Peterson (11/13/05 vs. Bal.), 26 yards
- 1 Scott Starks (11/5/06 vs. Ten.), 55 yards
- 1 Aaron Glenn (10/28/07 at T.B.), 28 yards
- 1 Clint Ingram (12/9/07 vs. Car.), 39 yards
- 1 Rashean Mathis (9/21/08 at Ind.), 61 yards
- 1 Rashean Mathis (10/5/08 vs. Pit.), 72 yards

SACKS

MOST SACKS

Career

- 55.0 Tony Brackens (1996-2003)
- 34.0 Joel Smeenge (1995-2000)
- 28.5 Kevin Hardy (1996-2001)
- 28.5 Paul Spicer (2001-08)
- 26.0 John Henderson (2002-08)
- 22.5 Gary Walker (1999-2001)
- 22.0 Marcus Stroud (2001-07)
- 22.0 Bobby McCray (2004-07)

Season

- 12.0 Tony Brackens (1999)
- 11.0 Tony Brackens (2001)
- 10.5 Kevin Hardy (1999)
- 10.0 Gary Walker (1999)
- 10.0 Bobby McCray (2006)

Game

- 3.0 Kelvin Pritchett (10/5/97 vs. Cincinnati)
- 3.0 John Henderson (10/6/02 vs. Philadelphia)
- 2.5 Clyde Simmons (10/27/96 at Cincinnati)
- 2.5 Tony Brackens (10/3/99 vs. Pittsburgh)
- 2.5 Reggie Hayward (11/11/07 at Tennessee)

MOST CONSECUTIVE GAMES WITH A SACK

- 8 Tony Brackens (11/11/01 through 12/30/01)
- 4 Tony Brackens (9/22/97 through 10/12/97)
- 4 Kevin Hardy (10/11/99 through 11/7/99)
- 4 Tony Brackens (11/28/99 through 12/19/99)
- 4 Gary Walker (10/18/01 through 11/11/01)

MOST SACKS, ROOKIE

- 7.0 Tony Brackens (1996)
- 6.5 John Henderson (2002)
- 5.5 Kevin Hardy (1996)

TACKLES

MOST TACKLES

Career

- 858 Donovan Darius (1998-2006)
- 837 Mike Peterson (2003-08)
- 789 Kevin Hardy (1996-2001)
- 612 Daryl Smith (2004-08)
- 503 John Henderson (2002-08)
- 489 Akin Ayodele (2002-05)
- 487 Bryan Schwartz (1995-99)
- 469 Tony Brackens (1996-2003)

Season

- 230 Hardy Nickerson (2001)
- 190 Mike Peterson (2005)
- 188 Wali Rainer (2002)
- 186 Kevin Hardy (1998)
- 178 Mike Peterson (2004)

Game

- 23 Hardy Nickerson (11/25/01 vs. Baltimore)
- 22 T.J. Slaughter (11/25/01 vs. Baltimore)
- 22 Wali Rainer (10/13/02 at Tennessee)
- 21 Bryan Schwartz (12/17/95 at Detroit)
- 20 Kevin Hardy (11/1/98 at Baltimore)

MOST TACKLES, ROOKIE

Season

- 161 Bryan Schwartz (1995)
- 130 Kevin Hardy (1996)
- 117 Clint Ingram (2006)
- 108 T.J. Slaughter (2000)
- 108 Akin Ayodele (2002)

Game

- 21 Bryan Schwartz (12/17/95 at Detroit)
- 19 Bryan Schwartz (12/24/95 vs. Cleveland)
- 17 Bryan Schwartz (12/10/95 vs. Indianapolis)

MOST CONSECUTIVE GAMES LEADING TEAM IN TACKLES

- 9 Mike Peterson (9/12/04 through 11/14/04)
- 8 Hardy Nickerson (11/8/01 through 1/6/02)
- 6 Bryan Schwartz (11/26/95 through 9/1/96)
- 5 Kevin Hardy (10/3/99 through 11/7/99)
- 5 T.J. Slaughter (10/8/00 through 11/12/00)

FUMBLES

MOST FUMBLES

Career

- 51 Mark Brunell (1995-2003)
- 25 Byron Leftwich (2003-06)
- 25 Fred Taylor (1998-2008)
- 19 David Garrard (2002-08)
- 11 Jimmy Smith (1995-2005)

Season

- 13 Mark Brunell (1996)
- 11 Byron Leftwich (2003)
- 8 Byron Leftwich (2005)
- 7 Mark Brunell (2000)
- 7 Mark Brunell (2001)
- 7 David Garrard (2008)

Game

- 3 Mark Brunell (11/17/96 at Pittsburgh)
- 3 Mark Brunell (12/13/99 vs. Denver)
- 3 Mark Brunell (10/8/00 vs. Baltimore)
- 3 Jonathan Quinn (11/18/01 at Pittsburgh)
- 3 Byron Leftwich (11/2/03 at Baltimore)
- 3 Byron Leftwich (9/18/05 at Indianapolis)
- 3 Kyle Brady (12/11/05 vs. Indianapolis)

MOST FUMBLES LOST

Career

- 18 Mark Brunell (1995-2003)
- 12 Fred Taylor (1998-2008)
- 10 Byron Leftwich (2003-06)
- 9 David Garrard (2002-08)
- 7 James Stewart (1995-99)
- 5 Jimmy Smith (1995-2005)

Season

- 6 Byron Leftwich (2003)
- 3 by 7 players, last David Garrard (2008)

Game

- 3 Jonathan Quinn (11/18/01 at Pittsburgh)
- 2 Mark Brunell (11/17/96 at Pittsburgh)
- 2 Byron Leftwich (11/2/03 at Baltimore)
- 2 Kyle Brady (12/11/05 vs. Indianapolis)
- 2 Reggie Williams (10/14/07 vs. Houston)

MOST FORCED FUMBLES

Career

- 28 Tony Brackens (1996-2003)
- 9 Joel Smeenge (1995-2000)
- 8 Kevin Hardy (1996-2001)
- 8 Aaron Beasley (1996-2001)
- 7 Donovan Darius (1998-2006)
- 7 Marcus Stroud (2001-07)
- 7 Akin Ayodele (2002-05)



ADMIN

COACHES

STAFF

PLAYERS

HISTORY

RECORDS

MISC.

Season

- 8 Tony Brackens (1999)
- 6 Tony Brackens (1997)
- 5 Tony Brackens (1996)
- 5 Tony Brackens (2001)

Game

- 3 Tony Brackens (10/3/99 vs. Pittsburgh)
- 2 Tony Brackens (9/29/96 vs. Carolina)
- 2 Tony Brackens (10/26/97 at Pittsburgh)
- 2 Dave Thomas (9/6/98 at Chicago)
- 2 Marcus Stroud (10/20/02 at Baltimore)
- 2 T.J. Slaughter (9/28/03 at Houston)

MOST OPPONENT FUMBLE RECOVERIES**Career**

- 13 Tony Brackens (1996-2003)
- 6 Bryan Schwartz (1995-99)
- 6 Travis Davis (1995-98)
- 6 Kevin Hardy (1996-2001)
- 6 Fernando Bryant (1999-2003)
- 6 Donovan Daruis (1998-2006)

Season

- 4 Bryan Schwartz (1998)
- 4 Donovan Daruis (2004)

Game

- 2 Darren Carrington (10/1/95 at Houston)
- 2 Tony Brackens (9/29/96 vs. Carolina)

LONGEST FUMBLE RECOVERY RETURNS

- 90t Aaron Beasley (11/8/98 vs. Cincinnati)
- 83t Donovan Daruis (11/1/98 at Baltimore)
- 77t Daryl Smith (10/14/07 vs. Houston)
- 60t Ainsley Battles (12/3/01 vs. Green Bay)
- 40t Aaron Beasley (9/30/01 vs. Cleveland)

TAKEAWAYS*(interceptions and fumble recoveries)***MOST TAKEAWAYS****Career**

- 27 Rashean Mathis (2003-08),
25 interceptions, 2 fumbles
- 20 Donovan Daruis (1998-2006),
14 interceptions, 6 fumbles
- 18 Aaron Beasley (1996-2001),
15 interceptions, 3 fumbles
- 18 Tony Brackens (1996-2003),
5 interceptions, 13 fumbles
- 13 Mike Peterson (2003-08),
8 interceptions, 5 fumbles

Season

- 9 Donovan Daruis (2004), 5 interceptions,
4 fumbles
- 8 Rashean Mathis (2006), 8 interceptions
- 8 Aaron Beasley (1999), 6 interceptions
- 6 Marlon McCree (2002), 6 interceptions

Game

- 3 Darren Carrington (10/1/95 at Hou.),
1 interception, 2 fumbles

MOST TAKEAWAYS, ROOKIE

- 5 Fernando Bryant (1999), 2 int., 3 fumbles
- 5 Reggie Nelson (2007), 5 int.
- 4 Tony Brackens (1996), 1 int., 3 fumbles

BLOCKED KICKS**MOST BLOCKED PUNTS****Career**

- 2 Dave Thomas (1995-99)
- 2 Donovan Daruis (1998-2006)
- 1 Mike Dumas (1995)
- 1 Alvis Whitted (1998-2001)
- 1 Eric Westmoreland (2001-03)
- 1 Derrick Wimbush (2005-06)
- 1 Jorge Cordova (2004-06)
- 1 Gerald Sensabaugh (2005-08)

Season

- 1 by 10 players, last Jorge Cordova
(2006)

Game

- 1 Mike Dumas (12/3/95 at Denver)
- 1 Dave Thomas (10/12/97 vs. Philadelphia)
- 1 Alvis Whitted (11/1/98 at Baltimore)
- 1 Dave Thomas (11/14/99 vs. Baltimore)
- 1 Donovan Daruis (10/1/00 vs. Pittsburgh)
- 1 Donovan Daruis (9/10/01 vs. Pittsburgh)
- 1 Eric Westmoreland (10/27/02 vs. Houston)
- 1 Derrick Wimbush (10/9/05 vs. Cincinnati)
- 1 Gerald Sensabaugh (10/8/06 vs. N.Y. Jets)
- 1 Jorge Cordova (12/10/06 vs. Indianapolis)

BLOCKED PUNT RETURNS

- 1 Jimmy Smith (12/3/95 at Denver),
recovered in end zone for a touchdown
- 1 Alvis Whitted (11/1/98 at Baltimore),
returned 24 yards for a touchdown

MOST BLOCKED FIELD GOALS**Career**

- 2 Clyde Simmons (1996-97)
- 2 Marcus Stroud (2001-07)
- 1 John Henderson (2002-08)
- 1 Rashean Mathis (2003-08)

Season

- 1 by 6 players, last Rashean Mathis (2005)

Game

- 1 Clyde Simmons (12/1/96 vs. Cincinnati)
- 1 Clyde Simmons (9/22/97 vs. Pittsburgh)
- 1 Marcus Stroud (12/3/01 vs. Green Bay)
- 1 Marcus Stroud (9/8/02 vs. Indianapolis)
- 1 John Henderson (12/8/02 vs. Cleveland)
- 1 Rashean Mathis (10/2/05 vs. Denver)

BLOCKED FIELD GOAL RETURNS

- 1 Mickey Washington (12/1/96 vs. Cin.),
65 yards for a touchdown
- 1 Chris Hudson (9/22/97 vs. Pit.),
58 yards for a touchdown

BLOCKED EXTRA POINTS**Career**

- 1 Clyde Simmons (1996-97)
- 1 Tony Brackens (1996-2003)

Season

- 1 Clyde Simmons (1996)
- 1 Tony Brackens (1997)

Game

- 1 Clyde Simmons (9/22/96 at N.E.)
- 1 Tony Brackens (10/5/97 vs. Cin.)



TEAM RECORDS / REGULAR SEASON

SERVICE

REGULAR SEASON RECORD

118-106

HOME RECORD

69-43

ROAD RECORD

49-63

MOST CONSECUTIVE WINS

11 10/3/99 through 12/19/99

8 11/24/96 through 9/22/97

MOST CONSECUTIVE HOME WINS

13 9/29/96 through 11/30/97

7 10/17/99 through 9/17/00

6 12/18/05 through 11/5/06

6 9/13/98 through 12/6/98

MOST CONSECUTIVE ROAD WINS

7 9/19/99 through 12/19/99

4 12/14/97 through 9/27/98

4 11/20/05 through 12/25/05

MOST CONSECUTIVE LOSSES

7 10/29/95 through 12/17/95

6 12/22/02 through 9/28/03

MOST CONSECUTIVE HOME LOSSES

4 10/15/95 through 12/10/95

4 10/1/00 through 11/12/00

4 12/1/02 through 9/14/03

4 10/5/08 through 11/23/08

MOST CONSECUTIVE ROAD LOSSES

10 10/29/95 through 11/17/96

9 12/29/02 through 12/28/03

POSTSEASON RECORD

5-6

HOME POSTSEASON RECORD

2-1

ROAD POSTSEASON RECORD

3-5

SCORING

MOST POINTS SCORED

Season

411 2007

396 1999

394 1997

Game

49 12/23/07 vs. Oakland

48 12/3/00 vs. Cleveland

45 11/1/98 at Baltimore

44 12/10/06 vs. Indianapolis

44 12/10/00 vs. Arizona

FEWEST POINTS SCORED

Season

261 2004

275 1995

276 2003

Game

0 12/26/04 vs. Houston

0 12/17/95 at Detroit

3 9/3/95 vs. Houston

3 9/15/96 at Oakland

3 11/17/96 at Pittsburgh

3 11/16/03 at Tennessee

3 9/18/05 at Indianapolis

FEWEST POINTS ALLOWED

Season

217 1999

269 2005

274 2006

280 2004

Game

0 9/17/00 vs. Cincinnati

0 12/3/00 vs. Cleveland

0 12/7/03 vs. Houston

0 9/18/06 vs. Pittsburgh

0 10/8/06 vs. New York Jets

3 9 times, last 11/13/05 vs. Baltimore

MOST POINTS ALLOWED

Season

404 1995

367 2008

338 1998

Game

50 12/20/98 at Minnesota

47 11/12/95 vs. Seattle

44 12/17/95 at Detroit

MOST POINTS, BOTH TEAMS

77 11/12/95, Jaguars (30), vs. Seattle (47)

75 9/10/00, Jaguars (36), at Baltimore (39)

72 12/10/95, Jaguars (31), vs. Indianapolis (41)

FEWEST POINTS, BOTH TEAMS

9 11/14/99, Jaguars (6), vs. Baltimore (3)

9 9/18/06, Jaguars (9), vs. Pittsburgh (0)

13 9/3/95, Jaguars (3), vs. Houston (10)

13 9/17/00, Jaguars (13), vs. Cincinnati (0)

13 11/16/03, Jaguars (3), at Tenn. (10)

13 9/19/04, Jaguars (7), vs. Denver (6)

13 9/18/05, Jaguars (3), at Indianapolis (10)

MOST TOUCHDOWNS SCORED

Season

50 2007

47 1998

43 1997

Game

7 12/23/07 vs. Oakland

6 11/1/98 at Baltimore

6 12/3/00 vs. Cleveland

MOST TOUCHDOWNS ALLOWED

Season

46 1995

41 2008

39 1997, 2000

Game

6 12/30/07 at Houston

6 11/12/95 vs. Seattle

6 12/20/98 at Minnesota

MOST EXTRA POINTS

Season

46 2007

45 1998

41 1997, 2006

Game

7 12/23/07 vs. Oakland

6 11/1/98 at Baltimore

6 12/3/00 vs. Cleveland

MOST EXTRA POINTS, OPPONENTS

Season

45 1995

40 2008

36 2000

Game

6 11/12/95 vs. Seattle

6 12/30/07 at Houston

ADMIN

COACHES

STAFF

PLAYERS

HISTORY

RECORDS

MISC.



ADMIN

MOST 2-POINT CONVERSIONS

Season	5 1996
	4 1999, 2004
Game	2 11/28/99 at Baltimore

MOST 2-PT CONVERSIONS, OPPONENTS

Season	3 2007
	2 2000, 2002, 2004
Game	1 In 11 games

MOST FIELD GOALS

Season	31 1997, 1999
	30 1996
Game	5 11/30/97 vs. Baltimore
	5 12/1/96 vs. Cincinnati
	5 9/10/00 at Baltimore
	5 11/25/07 vs. Buffalo

MOST FIELD GOALS, OPPONENTS

Season	30 1998
	27 1995, 2008
	26 1996, 2001
Game	6 12/1/02 vs. Pittsburgh
	5 9/22/96 at New England
	5 10/8/00 vs. Baltimore

MOST DEFENSIVE TOUCHDOWNS

Season	3 1999, 2007
	2 1998, 2001, 2005, 2008
Game	1 18 times, last 10/5/08 vs. Pittsburgh

MOST DEFENSIVE TDS, OPPONENTS

Season	4 1996, 2004
	3 1997, 1998, 2006
Game	3 12/17/06 at Tennessee
	2 11/15/98 at Pittsburgh

MOST SPECIAL TEAMS TOUCHDOWNS

Season	3 1999
	2 1995, 1997, 1998
Game	2 12/3/95 at Denver

MOST SPECIAL TEAMS TDS, OPPONENTS

Season	3 2006
	2 2000, 2004, 2005, 2007
Game	2 11/14/04 vs. Detroit
	2 12/30/07 at Houston

MISCELLANEOUS

LARGEST MARGIN OF VICTORY

48 12/3/00 vs. Cleveland (48-0)
41 10/8/06 vs. New York Jets (41-0)
38 9/12/99 vs. San Francisco (41-3)
38 12/23/07 vs. Oakland (49-11)

LARGEST MARGIN OF DEFEAT

44 12/17/95 at Detroit (0-44)
40 12/20/98 at Minnesota (10-50)

29 9/25/00 at Indianapolis (14-43)

MOST POINTS IN 1ST QUARTER

21 10/12/97 vs. Philadelphia
17 11/2/97 at Tennessee
17 9/10/00 at Baltimore
17 1/1/06 vs. Tennessee
17 11/4/07 at New Orleans

MOST POINTS IN 2ND QUARTER

28 11/1/98 at Baltimore
21 9/9/01 vs. Pittsburgh
21 11/9/08 at Detroit
20 11/12/95 vs. Seattle
20 9/7/97 vs. New York Giants

MOST POINTS IN 3RD QUARTER

21 12/3/00 vs. Cleveland
21 11/11/01 vs. Cincinnati
18 9/12/99 vs. San Francisco

MOST POINTS IN 4TH QUARTER

23 11/28/99 at Baltimore
21 12/10/95 vs. Indianapolis
21 12/24/05 at Houston
21 10/14/07 vs. Houston

MOST OPPONENT POINTS IN 1ST QUARTER

21 Cincinnati, 11/23/97
17 New Orleans, 11/4/07
17 Minnesota, 11/23/08

MOST OPPONENT POINTS IN 2ND QUARTER

24 Denver, 10/25/98
21 Houston, 12/30/07
21 Baltimore, 12/28/08

MOST OPPONENT POINTS IN 3RD QUARTER

17 at Indianapolis, 9/21/03
17 at Tennessee, 12/17/06
15 Baltimore, 9/10/00

MOST OPPONENT POINTS IN 4TH QUARTER

24 Minnesota, 12/28/98
21 Cincinnati, 10/27/96
21 New York Giants, 12/23/00

MOST POINTS IN FIRST QUARTER, BOTH TEAMS

34 11/4/07, Jaguars (17), at New Orleans (17)
28 11/23/97, Jaguars (7), at Cincinnati (21)
24 11/2/97, Jaguars (17), at Tennessee (7)
24 11/23/08, Jaguars (7), vs. Minnesota (17)

MOST POINTS IN SECOND QTR, BOTH TEAMS

34 11/1/98, Jaguars (28), at Baltimore (6)
31 10/25/98, Jaguars (17), at Denver (24)
28 3 teams, last 12/30/07 Jaguars (7) at Houston (21)

MOST POINTS IN THIRD QTR, BOTH TEAMS

28 12/31/06, Jaguars (14), at Kansas City (14)
22 12/3/01, Jaguars (8), vs. Green Bay (14)
21 7 times, last 12/30/07, Jaguars (7) at Houston (14)

MOST POINTS IN FOURTH QTR, BOTH TEAMS

36 12/23/00, Jaguars (15), at N.Y. Giants (21)
35 12/10/95, Jaguars (21), vs. Indianapolis (14)
31 12/20/98, Jaguars (7), at Minnesota (24)

MOST CONSECUTIVE QUARTERS SCORED, JAGUARS

19 10/3/99 at Pit. to 11/7/99 at Atl.
19 12/2/07 at Ind. to 12/30/07 at Hou.

COACHES

STAFF

PLAYERS

HISTORY

RECORDS

MISC.

**MOST CONSECUTIVE QUARTERS SCORED, OPPONENTS**

14	12/30/01 vs. K.C. to 9/15/02 at K.C.
13	10/8/00 vs. Bal. to 10/29/00 at Dal.
13	11/26/95 vs. Cin. to 12/17/95 at Det.

MOST CONSECUTIVE QUARTERS HELD SCORELESS, JAGUARS

5	All 4 quarters 12/26/04 vs. Houston and 1 quarter at Oakland 1/2/05
4	All 4 quarters 12/17/95 at Detroit

MOST CONSECUTIVE QUARTERS HELD SCORELESS, OPPONENTS

6	11/30/03 vs. Tampa Bay (3rd quarter) through 12/7/03 vs. Houston (all 4 quarters)
5	12/3/00 vs. Cleveland (1st quarter) through 12/10/00 vs. Arizona (1st quarter)
5	9/18/06 vs. Pittsburgh (all 4 quarters) through 9/24/06 at Indianapolis
5	10/8/06 vs. New York Jets (all 4 quarters) through 10/22/06 at Houston (1st quarter)

MOST POINTS BY HALF, JAGUARS

1st	42	11/1/98 at Baltimore
	28	10/8/06 vs. New York Jets
	28	12/23/07 vs. Oakland
2nd	35	9/12/99 vs. San Francisco
	28	12/3/00 vs. Cleveland
	28	12/24/05 at Houston
	27	10/14/07 vs. Houston
	27	12/9/07 vs. Carolina

MOST POINTS BY HALF, OPPONENTS

1st	28	11/23/97 at Cincinnati
	27	12/17/95 at Detroit
	27	10/25/98 at Denver
2nd	38	12/20/98 at Minnesota
	32	9/10/00 at Baltimore

MOST POINTS BY HALF, BOTH TEAMS

1st	55	11/1/98, Jaguars (42), at Baltimore (13)
	48	11/12/95, Jaguars (27), vs. Seattle (21)
2nd	45	12/20/98, Jaguars (7), at Minnesota (38)
	45	9/10/00, Jaguars (13), at Baltimore (32)

LONGEST SCORING DRIVE (YARDS)

98	10/31/99 at Cincinnati (9 plays, TD)
97	9/3/00 at Baltimore (15 plays, TD)
96	12/5/04 vs. Pittsburgh (9 plays, FG)
96	11/19/95 at Tampa Bay (11 plays, TD)
96	11/17/02 at Houston (6 plays, TD)
95	12/3/06 at Miami (11 plays, TD)
95	12/23/07 vs. Oakland (7 plays, TD)

LONGEST SCORING DRIVE (PLAYS)

20	12/16/07 at Pittsburgh (74 yards, TD)
18	12/22/02 vs. Tennessee (85 yards, TD)
18	9/23/07 at Denver (80 yards, TD)
18	10/7/07 at Kansas City (77 yards, FG)
18	9/21/08 at Indianapolis (82 yards, FG)
17	6 times, last 12/18/08 vs. Indianapolis (93 yards, TD)

LONGEST SCORING DRIVE (TIME)

11:44	9/23/07 at Den. (18 plays, 80 yards, TD)
11:10	12/2/07 at Ind. (16 plays, 84 yards, TD)
10:55	10/7/07 at K.C. (18 plays, 77 yards, FG)

SHORTEST SCORING DRIVE (YARDS)

-7	9/10/95 at Cincinnati (5 plays, FG)
-2	11/5/06 vs. Tennessee (4 plays, FG)
-1	10/1/06 at Washington (4 plays, FG)

0	9/6/98 at Chicago (2 plays, FG)
0	9/20/98 vs. Baltimore (2 plays, FG)

SHORTEST SCORING DRIVE (TIME)

0:04	9/8/96 vs. Houston (1 play, 3 yards, TD)
0:04	12/23/07 vs. Oakland (1 play, 2 yards, TD)
0:05	11/25/07 vs. Buffalo (1 play, 17 yards, TD)
0:06	11/12/95 vs. Seattle (2 plays, 7 yards, FG)
0:06	12/3/00 vs. Cleveland (1 play, 8 yards, TD)

FIRST DOWNS**MOST FIRST DOWNS**

Season	
331	1999
328	2007
325	1996
Game	
36	10/20/96 at St. Louis
30	3 times, last 12/24/05 at Houston

FEWEST FIRST DOWNS

Season	
275	2002
279	2004
283	1995
Game	
6	12/26/04 vs. Houston
8	9/19/04 vs. Denver
9	11/14/99 vs. Baltimore

MOST FIRST DOWNS ALLOWED

Season	
324	2002
320	1995
318	1997
Game	
29	11/24/96 at Baltimore (OT)
28	12/17/95 at Detroit
28	10/6/02 vs. Philadelphia
28	10/5/08 vs. Pittsburgh

FEWEST FIRST DOWNS ALLOWED

Season	
248	1999
252	2000
259	2006
Game	
2	12/3/00 vs. Cleveland
5	12/17/06 at Tennessee
7	12/7/03 vs. Houston

MOST FIRST DOWNS, BOTH TEAMS

Game	
52	11/24/96, Jaguars (23), at Balt. (29) (OT)
51	11/21/99, Jaguars (30), vs. N.O. (21)
50	11/4/07, Jaguars (18), at N.O. (32)

FEWEST FIRST DOWNS, BOTH TEAMS

Game	
22	11/28/99, Jaguars (9), vs. Baltimore (13)
24	9/3/95, Jaguars (10), vs. Houston (14)

MOST FIRST DOWNS RUSHING

Season	
127	2006
127	2007
118	2003
Game	
16	12/10/06 vs. Indianapolis
15	12/3/00 vs. Cleveland
14	12/10/00 vs. Arizona

ADMIN

COACHES

STAFF

PLAYERS

HISTORY

RECORDS

MISC.



ADMIN

COACHES

STAFF

PLAYERS

HISTORY

RECORDS

MISC.

FEWEST FIRST DOWNS RUSHING

Season	85 2001
	88 2004
	90 1995
Game	1 7 times, last 9/7/08 at Tennessee

MOST FIRST DOWNS PASSING

Season	208 1996
	194 1999
	193 2000
Game	24 10/20/96 at St. Louis
	20 11/28/99 at Baltimore
	19 4 times, last 12/30/07 at Houston

FEWEST FIRST DOWNS PASSING

Season	147 2006
	153 1998
	154 1995
Game	2 12/26/04 vs. Houston
	3 12/20/98 at Minnesota
	3 10/29/06 at Philadelphia

MOST FIRST DOWNS, PENALTY

Season	34 2005
	30 2004
	29 1995
Game	5 12/19/04 at Green Bay
	5 12/24/05 at Houston
	5 1/1/06 vs. Tennessee
	4 13 times, last 11/16/08 vs. Tennessee

FEWEST FIRST DOWNS, PENALTY

Season	14 2002
	16 2000
	18 1997
Game	0 In 51 games

MOST FIRST DOWNS RUSHING, OPPONENT

Season	121 1995
	112 2002
Game	15 9/9/07 vs. Tennessee
	13 10/1/00 vs. Pittsburgh
	13 12/1/02 vs. Pittsburgh

FEWEST FIRST DOWNS RUSHING, OPP.

Season	72 1999
	79 2005
	83 2004
Game	0 12/21/03 vs. New Orleans
	0 12/12/04 vs. Chicago
	0 9/18/06 vs. Pittsburgh
	0 10/7/07 at Kansas City

MOST FIRST DOWNS PASSING, OPP.

Season	193 2001
	190 1997
	188 2002

Game	25 11/4/07 at New Orleans
	21 12/19/04 at Green Bay
	19 11/24/96 at Baltimore (OT)
	19 12/11/05 vs. Indianapolis

FEWEST FIRST DOWNS PASSING, OPP.

Season	143 2006
	144 2000
	158 2005
Game	0 12/3/00 vs. Cleveland
	3 4 times, last 12/17/06 at Tennessee

MOST FIRST DOWNS BY PENALTY, OPP.

Season	36 2005
	26 2004
	25 1996, 2008
Game	6 9/29/96 vs. Carolina
	6 10/16/05 at Pittsburgh
	5 11/27/05 at Arizona

FEWEST FIRST DOWNS BY PENALTY, OPP.

Season	13 2007
	17 1999
Game	0 In 45 games

TOTAL NET YARDS

MOST NET YARDS GAINED

Season	5,760 1996
	5,719 2007
	5,690 2000
Game	538 10/20/96 at St. Louis
	519 9/20/98 vs. Baltimore
	494 11/21/99 vs. New Orleans

FEWEST NET YARDS GAINED

Season	4,495 1995
	4,840 2001
	4,851 2002

Game	126 12/26/04 vs. Houston
	132 11/14/99 vs. Baltimore
	146 9/3/95 vs. Houston

MOST NET YARDS ALLOWED

Season	5,559 1998
	5,515 1995
	5,335 2002
Game	538 11/4/07 at New Orleans
	533 9/25/00 at Indianapolis
	485 12/1/96 vs. Cincinnati

FEWEST NET YARDS ALLOWED

Season	4,334 1999
	4,538 2006
	4,655 2005



ADMIN

COACHES

STAFF

PLAYERS

HISTORY

RECORDS

MISC.

Game	
53	12/3/00 vs. Cleveland
98	12/17/06 at Tennessee
124	12/7/03 vs. Houston

MOST NET YARDS GAINED, BOTH TEAMS

Season	
10,855	1996
10,773	1998
Game	
970	11/4/07, Jaguars (432) at N.O. (538)
907	12/1/96, Jaguars (422), vs. Cin. (485)
860	10/24/04, Jaguars (414) at Ind. (446)

FEWEST NET YARDS GAINED, BOTH TEAMS

Season	
9,804	2005
9,910	2001
9,920	1999
Game	
374	11/14/99, Jaguars (132), vs. Bal. (242)
386	9/3/95, Jaguars (140), vs. Hou. (246)
420	10/3/99, Jaguars (204), at Pit. (216)

PASSING

MOST NET YARDS PASSING

Season	
4,110	1996
3,704	1997
3,658	2000
Game	
420	10/20/96 at St. Louis
413	9/22/96 at New England (OT)
375	9/10/00 at Baltimore

FEWEST NET YARDS PASSING

Season	
2,762	2002
2,790	1995
2,882	2006
Game	
31	12/26/04 vs. Houston
45	9/3/95 vs. Houston
54	12/8/02 vs. Cleveland

MOST NET YARDS PASSING ALLOWED

Season	
3,586	2008
3,559	1998
3,512	1995
Game	
440	9/25/00 at Indianapolis
435	11/4/07 at New Orleans
364	12/18/08 vs. Indianapolis

FEWEST NET YARDS PASSING ALLOWED

Season	
2,890	1999
2,946	2005
3,078	2006
Game	
-9	12/3/00 vs. Cleveland
45	10/8/06 vs. New York Jets
54	12/7/03 vs. Houston

MOST NET YARDS PASSING, BOTH TEAMS

Season	
7,424	1996
7,208	1997
Game	
779	11/4/07, Jaguars (344) at N.O. (435)
669	12/1/96, Jaguars (356), vs. Cin. (313)
668	12/18/08, Jaguars (304), vs. Ind. (364)

FEWEST NET YARDS PASSING, BOTH TEAMS

Season	
5,960	2006
6,026	2002
6,136	2005
Game	
125	9/3/95, Jaguars (45), vs. Hou. (80)
145	12/26/04, Jaguars (31), vs. Hou. (114)
176	10/8/06, Jaguars (131), vs. N.Y.J. (45)

MOST GROSS YARDS PASSING

Season	
4,367	1996
3,947	2000
3,922	1997
Game	
432	9/22/96 at New England (OT)
421	10/20/96 at St. Louis
386	9/10/00 at Baltimore

FEWEST GROSS YARDS PASSING

Season	
3,019	2002
3,060	2006
3,144	1995
Game	
54	12/26/04 vs. Houston
69	9/3/95 vs. Houston
73	12/8/02 vs. Cleveland

MOST GROSS YARDS PASSING ALLOWED

Season	
3,835	1997
3,777	2008
3,768	1998
Game	
445	11/4/07 at New Orleans
440	9/25/00 at Indianapolis
368	10/24/04 at Indianapolis

FEWEST GROSS YARDS PASSING ALLOWED

Season	
3,223	2005
3,263	1999
3,278	2006
Game	
33	12/3/00 vs. Cleveland
71	12/7/03 vs. Houston
71	10/8/06 vs. New York Jets

MOST PASSING ATTEMPTS

Season	
557	1996
545	2000
537	2008
Game	
54	10/10/04 at San Diego
52	10/20/96 at St. Louis
50	9/10/00 at Baltimore

FEWEST PASSING ATTEMPTS

Season	
446	2006
462	2002
463	1998
Game	
13	10/13/02 at Tennessee
14	12/8/02 vs. Cleveland
14	12/10/06 vs. Indianapolis



ADMIN

COACHES

STAFF

PLAYERS

HISTORY

RECORDS

MISC.

MOST PASSING ATTEMPTS, OPPONENT**Season**

577	1998
544	2001
543	2007

Game

51	11/10/02 vs. Washington
50	3 times, last 12/10/06 vs. Indianapolis

FEWEST PASSING ATTEMPTS, OPPONENT**Season**

458	2000
465	2008
482	2005

Game

15	12/17/06 at Tennessee
16	3 times, last 10/1/00 vs. Pittsburgh

MOST PASS COMPLETIONS**Season**

353	1996
335	2008
333	2000

Game

37	10/20/96 at St. Louis
36	10/10/04 at San Diego
30	10/15/95 vs. Chicago

FEWEST PASS COMPLETIONS**Season**

266	2006
268	2002
269	1998

Game

7	10/13/02 at Tennessee
7	10/28/07 at Tampa Bay
8	9/19/04 vs. Denver
8	12/10/06 vs. Indianapolis

MOST PASS COMPLETIONS, OPPONENT**Season**

354	2001
325	1998
320	1997

Game

35	11/4/07 at New Orleans
31	11/24/96 at Baltimore (OT)
30	3 times, last 10/14/07 vs. Houston

FEWEST PASS COMPLETIONS, OPPONENT**Season**

258	2000
285	2005
291	1996, 1999

Game

7	11/17/96 at Pittsburgh
7	12/3/00 vs. Cleveland
8	12/17/06 at Tennessee

MOST TOUCHDOWN PASSES**Season**

28	2007
24	1998
22	2000

Game

4	11/29/98 at Cincinnati
4	12/23/07 vs. Oakland
4	12/30/07 at Houston

MOST TOUCHDOWN PASSES, OPPONENT**Season**

28	1995
25	2008

24 1996, 1997

Game

5	12/26/99 at Tennessee
5	9/10/00 at Baltimore
4	In 4 games, last 12/2/07 at Ind.

MOST INTERCEPTIONS THROWN**Season**

20	1996
17	2003
15	1995, 2000

Game

5	10/20/96 at St. Louis
4	11/12/06 vs. Houston
4	12/17/95 at Detroit

FEWEST INTERCEPTIONS THROWN**Season**

6	2005
8	2007
9	1997, 2002

Game

0	In 113 games
---	--------------

MOST INTERCEPTIONS THROWN, OPP.**Season**

20	2006, 2007
19	1999, 2005
16	2004

FEWEST INTERCEPTIONS THROWN, OPP.**Season**

12	2000, 2001
----	------------

MOST TIMES SACKED**Season**

63	2001
57	1995
54	2000

Game

8	12/9/01 at Cincinnati
8	12/16/01 at Cleveland
7	In 4 games, last 9/7/08 at Tennessee

MOST TIMES SACKED, OPPONENT**Season**

57	1999
48	1997
47	2005

Game

9	11/7/99 at Atlanta
7	9/16/07 vs. Atlanta
7	11/9/08 at Detroit

FEWEST TIMES SACKED**Season**

28	2003
30	2006
31	2007

Game

0	In 17 games
---	-------------

FEWEST TIMES SACKED, OPPONENT**Season**

17	1995
24	2003
29	2008

Game

0	In 36 games
---	-------------



ADMIN

COACHES

STAFF

PLAYERS

HISTORY

RECORDS

MISC.

MOST CONSECUTIVE GAMES WITH A PASSING TOUCHDOWN

13	9/10/95 at Cin. through 12/10/95 vs. Ind.
10	10/22/00 vs. Was. through 9/9/01 vs. Pit.
10	10/28/07 at T.B. through 12/30/07 at Hou.

MOST CONSECUTIVE GAMES WITH A PASSING TOUCHDOWN, OPPONENT

15	9/8/96 vs. Hou. through 12/22/96 vs. Sea.
13	9/20/98 vs. Bal. through 12/20/98 at Min.
13	12/16/07 at Pit. through 11/16/08 vs. Ten.

MOST 300-YARD PASSING GAMES BY AN INDIVIDUAL

Season	
6	1996
3	1997, 1999, 2000, 2004

MOST 300-YARD PASSING GAMES BY AN INDIVIDUAL, OPPONENT

Season	
3	1996, 1997, 2004, 2008

RUSHING

MOST RUSHING YARDS

Season	
2,541	2006
2,391	2007
2,102	1998
Game	
375	12/10/06 vs. Indianapolis
244	12/3/00 vs. Cleveland
244	10/14/07 vs. Houston

FEWEST RUSHING YARDS

Season	
1,600	2001
1,650	1996
1,705	1995
Game	
12	10/2/05 vs. Denver
26	10/1/00 vs. Pittsburgh
29	9/29/96 at New England (OT)

MOST RUSHING YARDS ALLOWED

Season	
2,071	2002
2,003	1995
2,000	1998
Game	
282	9/9/07 vs. Tennessee
246	11/12/95 vs. Seattle
219	12/1/02 vs. Pittsburgh
219	12/26/04 vs. Houston

FEWEST RUSHING YARDS ALLOWED

Season	
1,406	2003
1,444	1999
1,460	2006
Game	
10	10/7/07 at Kansas City
25	11/20/06 vs. New York Giants
26	9/18/06 vs. Pittsburgh

MOST RUSHING YARDS, BOTH TEAMS

Season	
4,160	2002
4,102	1998
4,001	2006
Game	
421	10/30/05, Jaguars (221), at St. Louis (200)

409	12/10/06, Jaguars (375), vs. Indianapolis (34)
407	11/12/95, Jaguars (161), vs. Seattle (246)

FEWEST RUSHING YARDS, BOTH TEAMS

Season	
3,211	2001
3,431	1996
3,454	1997
Game	
99	12/3/01, Jaguars (62), vs. Green Bay (37)
112	11/20/05, Jaguars (49), at Tenn. (63)
122	12/9/01, Jaguars (62), at Cincinnati (60)

MOST RUSHING ATTEMPTS

Season	
522	2007
514	1999
513	2006
Game	
50	11/14/04 vs. Detroit
48	9/21/08 at Indianapolis

FEWEST RUSHING ATTEMPTS

Season	
372	2001
410	1995
426	2008
Game	
11	9/22/96 at New England (OT)
11	10/26/03 vs. Tennessee
11	10/2/05 vs. Denver
12	10/31/04 at Houston

MOST RUSHING ATTEMPTS, OPPONENT

Season	
504	1995
487	2002
469	2001
Game	
49	9/9/07 vs. Tennessee
44	10/1/00 vs. Pittsburgh
44	12/26/04 vs. Houston
44	10/2/05 vs. Denver

FEWEST RUSHING ATTEMPTS, OPPONENT

Season	
373	1999
390	2007
420	2006
Game	
10	10/7/07 at Kansas City
11	11/7/99 at Atlanta
13	10/5/03 vs. San Diego

HIGHEST RUSHING AVERAGE

Season	
4.95	2006
4.59	2002
4.58	2007
Game	
9.38	10/14/07 vs. Hou. (26 att., 244 yards)
8.93	12/10/06 vs. Ind. (43 att., 375 yards)
8.09	10/12/98 vs. Mia. (23 att., 186 yards)

LOWEST RUSHING AVERAGE

Season	
3.79	1997
3.83	1996
3.90	2005
Game	
1.11	10/2/05 vs. Den. (11 att., 12 yards)
1.53	9/22/97 vs. Pit. (26 att., 40 yards)
1.60	11/20/05 at Ten. (30 att., 49 yards)



ADMIN

HIGHEST RUSHING AVERAGE, OPPONENT

Season	
4.44	1998
4.25	2002
4.12	2007
Game	
6.63	10/6/02 vs. Phil. (30 att., 199 yards)
6.53	12/23/07 vs. Oak. (17 att., 111 yards)
6.48	10/28/07 at T.B. (21 att., 136 yards)

LOWEST RUSHING AVERAGE, OPPONENT

Season	
3.18	2003
3.43	2001
3.48	2006
Game	
1.00	10/7/07 at K.C. (10 att., 10 yards)
1.34	9/14/03 vs. Buffalo (32 att., 43 yards)
1.70	12/10/06 vs. Indianapolis (20 att. 34 yards)

MOST TOUCHDOWNS SCORED RUSHING

Season	
23	2006
20	1997, 1999
Game	
5	10/12/97 vs. Philadelphia
5	12/3/00 vs. Cleveland
4	4 times, last 12/10/06 vs. Indianapolis

MOST TOUCHDOWNS SCORED RUSHING, OPPONENT

Season	
17	1995
15	2001
Game	
4	11/12/95 vs. Seattle
3	In 8 games, last 12/28/08 at Baltimore

MOST 100-YARD RUSHING GAMES BY AN INDIVIDUAL

Season	
9	2000
8	1998
7	2003, 2006, 2007

MOST 100-YARD RUSHING GAMES BY AN INDIVIDUAL, OPPONENT

Season	
6	1998
5	2002

MOST CONSECUTIVE GAMES WITH A RUSHING TOUCHDOWN

8	11/21/99 vs. N.O. through 9/3/00 at Cle.
8	11/12/06 vs. Hou. through 12/31/06 at K.C.
7	9/8/02 vs. Ind. through 10/27/02 vs. Hou.
7	11/11/07 at Ten. through 12/23/07 vs. Oak.

MOST CONSECUTIVE GAMES WITH A RUSHING TOUCHDOWN, OPPONENT

7	10/28/01 at Bal. through 12/9/01 at Cin.
7	11/17/02 vs. Was. through 12/29/02 at Ind.

RECEIVING

MOST RECEPTIONS

Season	
353	1996
335	2008
333	2000
Game	
37	10/20/96 at St. Louis
36	10/10/04 at San Diego
30	10/15/95 vs. Chicago

MOST RECEPTIONS, OPPONENT

Season	
354	2001
325	1998
320	1997
Game	
35	11/4/07 at New Orleans
31	11/24/96 at Baltimore (OT)
30	3 times, last 10/14/07 vs. Houston

FEWEST RECEPTIONS

Season	
266	2006
268	2002
269	1998
Game	
7	10/13/02 at Tennessee
7	10/28/07 at Tampa Bay
8	12/10/06 vs. Indianapolis
8	9/19/04 vs. Denver

FEWEST RECEPTIONS, OPPONENT

Season	
258	2000
285	2005
291	1996, 1999
Game	
7	11/17/96 at Pittsburgh
7	12/3/00 vs. Cleveland
8	12/18/05 vs. San Francisco
8	12/17/06 at Tennessee

MOST RECEIVING YARDS

Season	
4,367	1996
3,947	2000
3,922	1997
Game	
432	9/22/96 at New England (OT)
421	10/20/96 at St. Louis
386	9/10/00 at Baltimore

MOST RECEIVING YARDS, OPPONENTS

Season	
3,835	1997
3,777	2008
3,768	1998
Game	
445	11/4/07 at New Orleans
440	9/25/00 at Indianapolis
368	10/24/04 at Indianapolis

FEWEST RECEIVING YARDS

Season	
3,019	2002
3,060	2006
3,144	1995
Game	
54	12/26/04 vs. Houston
69	9/3/95 vs. Houston
73	12/8/02 vs. Cleveland

FEWEST RECEIVING YARDS, OPPONENT

Season	
3,223	2005
3,263	1999
3,278	2006
Game	
33	12/3/00 vs. Cleveland
71	10/8/06 vs. New York Jets
71	12/7/03 vs. Houston

COACHES

STAFF

PLAYERS

HISTORY

RECORDS

MISC.



ADMIN

COACHES

STAFF

PLAYERS

HISTORY

RECORDS

MISC.

MOST RECEIVING TOUCHDOWNS

Season	
28	2007
24	1998
22	2000
Game	
4	11/29/98 at Cincinnati
4	12/23/07 vs. Oakland
4	12/30/07 at Houston

MOST RECEIVING TOUCHDOWNS, OPP.

Season	
28	1995
25	2008
24	1996, 1997
Game	
5	12/26/99 at Tennessee
5	9/10/00 at Baltimore
4	In 4 games, last 12/2/07 at Ind.

HIGHEST RECEIVING AVERAGE

Season	
12.5	1997
12.4	1996, 1998
Game	
22.1	11/9/97 vs. Kansas City (9 for 199)
19.2	12/28/98 vs. Pittsburgh (10 for 192)

HIGHEST RECEIVING AVERAGE, OPP.

Season	
13.2	2000
12.7	2008
12.2	1996
Game	
20.4	11/16/97 vs. Tennessee (9 for 184)
19.4	11/15/98 vs. Tampa Bay (10 for 194)

MOST 100-YARD RECEIVING GAMES BY AN INDIVIDUAL

Season	
12	1999, 2000
9	1996

PUNTING

MOST PUNTS

Season	
85	1998
84	2004
83	2005
Game	
10	11/16/08 vs. Tennessee
9	10/29/95 at Pittsburgh
9	11/14/99 vs. Baltimore
9	9/25/00 at Indianapolis
9	9/19/04 vs. Denver
9	10/16/05 at Pittsburgh

FEWEST PUNTS

Season	
54	2007
66	1997
67	2008
Game	
0	10/20/96 at St. Louis
0	10/14/07 vs. Houston
0	12/2/07 at Indianapolis

MOST PUNTING YARDS

Season	
3,824	1998
3,592	2004
3,591	1995

Game	
422	10/16/05 at Pittsburgh (9 punts)
409	11/16/08 vs. Tennessee (10 punts)
397	9/19/04 vs. Denver (9 punts)

FEWEST PUNTING YARDS

Season	
2,249	2007
2,853	2003
2,904	2008
Game	
0	10/20/96 at St. Louis (0 punts)
0	10/14/07 vs. Houston (0 punts)
0	12/2/07 at Indianapolis (0 punts)
20	12/10/06 vs. Indianapolis (1 punt)

MOST PUNTS, OPPONENT

Season	
96	1999
90	2006, 2000
Game	
12	12/3/00 vs. Cleveland
10	9/20/98 vs. Baltimore
10	12/7/03 vs. Houston

FEWEST PUNTS, OPPONENT

Season	
61	1995
65	2002
66	2007
Game	
1	10/15/95 vs. Chicago
1	12/17/95 at Detroit
1	10/13/02 at Tennessee
1	12/1/02 vs. Pittsburgh

MOST PUNTING YARDS, OPPONENT

Season	
3,976	1999
3,822	2000
Game	
517	12/3/00 vs. Cleveland (12 punts)
491	9/20/98 vs. Baltimore (10 punts)

FEWEST PUNTING YARDS, OPPONENT

Season	
2,518	2002
2,564	1995
Game	
28	12/17/95 at Detroit (1 punt)
29	10/15/95 vs. Chicago (1 punt)

MOST PUNTS, BOTH TEAMS

Season	
174	1999 (Jaguars 78, Opp. 96)
170	2005 (Jaguars 82, Opp. 88)
169	2000 (Jaguars 79, Opp. 90)
Game	
18	9/20/98, Jaguars (8), vs. Baltimore (10)
18	11/14/99, Jaguars (9), vs. Baltimore (9)
18	11/16/08, Jaguars (10), vs. Tennessee (8)

FEWEST PUNTS, BOTH TEAMS

Season	
120	2007 (Jaguars 54, Opp. 66)
134	2008 (Jaguars 67, Opp. 67)
138	1997 (Jaguars 65, Opp. 73)
Game	
2	10/15/95, Jaguars (1), vs. Chicago (1)
2	10/14/07, Jaguars (0), vs. Houston (2)
2	12/2/07, Jaguars (0), at Indianapolis (2)



ADMIN

HIGHEST PUNTING AVERAGE

Season	
45.0	1998 (85 punts)
44.9	1997 (66 punts)
44.2	2002 (81 punts)
Game (minimum 4 punts)	
53.8	10/19/97 at Dallas (5 punts)
53.2	9/29/02 vs. New York Jets (5 punts)

HIGHEST PUNTING AVERAGE, OPPONENT

Season	
44.1	2004 (74 punts)
43.5	1998 (78 punts)
43.5	2007 (66 punts)
Game (minimum 4 punts)	
57.5	11/4/01 at Tennessee (4 punts)
53.2	9/10/06 vs. Dallas (5 punts)
52.7	12/2/99 vs. Pittsburgh (6 punts)

PUNT RETURNS

MOST PUNT RETURNS

Season	
53	2005
46	2000
45	1998, 1999, 2006
Game	
7	12/3/00 vs. Cleveland
7	11/13/05 vs. Baltimore
7	12/18/05 vs. San Francisco

MOST PUNT RETURN YARDS

Season	
581	1998
462	1999
415	2005
Game	
134	9/13/98 vs. Kansas City
82	9/24/95 vs. Green Bay

HIGHEST PUNT RETURN AVERAGE

Season	
12.9	1998 (45 for 581 yards)
11.4	1997 (36 for 412 yards)
11.1	2002 (28 for 311 yards)
11.1	2003 (34 for 376 yards)
Game (minimum 4 returns)	
20.5	9/24/95 vs. Green Bay (4 for 82 yards)
17.5	10/6/96 at New Orleans (4 for 70 yards)

MOST PUNT RETURNS, OPPONENT

Season	
45	1995
44	1996
Game	
6	9/29/96 vs. Carolina
6	11/17/96 at Pittsburgh
6	9/17/00 vs. Cincinnati
6	9/7/03 at Carolina
6	11/14/04 vs. Detroit

MOST PUNT RETURN YARDS, OPPONENT

Season	
478	2000
429	2004
Game	
199	11/14/04 vs. Detroit
104	11/26/06 at Buffalo
102	9/7/03 at Carolina

HIGHEST PUNT RETURN AVERAGE, OPP.

Season	
12.6	2000 (38 for 478 yards)
11.8	2006 (29 for 343 yards)
11.3	2004 (38 for 429 yards)

Game (minimum 4 returns)

33.2	11/14/04 vs. Detroit (6 for 199 yards)
18.8	10/16/05 at Pittsburgh (5 for 94 yards)
17.4	9/23/01 vs. Tennessee (5 for 87 yards)

KICKOFF RETURNS

MOST KICKOFF RETURNS

Season	
74	1995, 2008
67	1996, 2003
Game	
9	12/17/95 at Detroit
8	11/12/95 vs. Seattle
8	12/1/02 vs. Pittsburgh

MOST KICKOFF RETURN YARDS

Season	
1,678	2008
1,532	1995
1,463	1996
Game	
223	10/25/98 at Denver
209	12/17/95 at Detroit
198	12/26/99 at Tennessee

HIGHEST KICKOFF RETURN AVERAGE

Season	
23.9	2005 (50 for 1,197 yards)
23.2	2006 (49 for 1,136 yards)
22.7	2007 (49 for 1,110 yards)
22.7	2008 (74 for 1,678 yards)
Game (minimum 4 returns)	
40.5	11/4/07 at New Orleans (4 for 162 yards)
33.5	10/6/96 at New Orleans (4 for 134 yards)
32.0	12/26/99 at New Orleans (6 for 192 yards)

MOST TOUCHDOWNS, KICKOFF RETURN

Game	
1	12/3/95 at Denver
1	12/7/97 vs. New England
1	12/26/99 at Tennessee
1	11/18/01 at Pittsburgh
1	11/27/05 at Arizona
1	12/10/06 vs. Indianapolis
1	11/4/07 at New Orleans

MOST KICKOFF RETURNS, OPPONENT

Season	
77	1997
76	1998
Game	
9	9/10/00 at Baltimore
9	12/3/00 vs. Cleveland
9	12/10/00 vs. Arizona

MOST KICKOFF RETURN YARDS, OPP.

Season	
1,858	1998
1,730	1997
Game	
235	12/10/00 vs. Arizona
234	12/30/07 at Houston
198	12/6/98 vs. Detroit

HIGHEST KICKOFF RETURN AVERAGE, OPP.

Season	
24.4	1998 (76 for 1,858 yards)
23.7	1995 (54 for 1,278 yards)
23.7	2005 (56 for 1,327 yards)
Game (minimum 4 returns)	
46.8	12/30/07 at Houston (5 for 234 yards)
39.4	9/6/98 at Chicago (5 for 197 yards)
36.3	11/28/99 at Baltimore (4 for 145 yards)

COACHES

STAFF

PLAYERS

HISTORY

RECORDS

MISC.

**MOST TOUCHDOWNS, KICKOFF RETURN, OPPONENT**

Game	
2	12/30/07 at Houston
1	12/10/95 vs. Indianapolis
1	9/6/98 at Chicago
1	12/23/00 at New York Giants

INTERCEPTIONS**MOST INTERCEPTIONS**

Season	
20	2006, 2007
19	1999, 2005

Game	
3	17 times, last 12/23/07 vs. Oakland

MOST INTERCEPTIONS, OPPONENT

Season	
20	1996
17	2003

Game	
5	10/20/96 at St. Louis
4	11/12/06 vs. Houston
4	12/17/95 at Detroit

MOST INTERCEPTION RETURN YARDS

Season	
330	1999
280	2006
237	2007

Game	
110	11/5/06 vs. Tennessee (3 ints)
90	9/12/99 vs. San Francisco (3 ints)
88	9/21/08 at Indianapolis (2 ints)
72	10/5/08 vs. Pittsburgh (1 int)

MOST INTERCEPTION RETURN YARDS, OPP.

Season	
370	1996
299	2001
216	1998

Game	
177	10/20/96 at St. Louis (5 ints)
153	12/17/06 at Tennessee (3 ints)
132	11/22/98 at Pittsburgh (3 ints)

MOST INTERCEPTIONS RETURNED FOR A TOUCHDOWN

Season	
3	1999
2	2005, 2007, 2008

Game	
1	11 times, last 10/5/08 vs. Pittsburgh

MOST INTERCEPTIONS RETURNED FOR A TOUCHDOWN, OPPONENT

Season	
3	1996, 1998

Game	
2	12/17/06 at Tennessee
2	11/22/98 at Pittsburgh
1	In 12 games

PENALTIES**MOST PENALTIES**

Season	
127	1996
121	1995, 1998, 2005

Game	
17	9/22/96 at New England (OT)
15	10/13/96 vs. New York Jets
15	10/2/05 vs. Denver

FEWEST PENALTIES

Season	
76	2007
89	2002

Game	
0	12/1/02 vs. Pittsburgh
1	4 times, last 12/16/07 at Pittsburgh

MOST YARDS PENALIZED

Season	
1,006	1996, 2005
970	1995

Game	
148	9/22/96 at New England
123	10/13/96 vs. New York Jets
122	11/30/97 vs. Baltimore

FEWEST YARDS PENALIZED

Season	
594	2007
685	2002

Game	
0	12/1/02 vs. Pittsburgh
3	12/22/96 vs. Atlanta

MOST PENALTIES, OPPONENT

Season	
130	2005
118	2004

Game	
18	1/1/06 vs. Tennessee
14	11/26/95 vs. Cincinnati
13	12/12/04 vs. Chicago

FEWEST PENALTIES, OPPONENT

Season	
80	2006, 2008
82	2007

Game	
0	12/14/97 at Buffalo
1	12/23/00 at New York Giants
1	12/3/06 at Miami

MOST YARDS PENALIZED, OPPONENT

Season	
1,055	2005
966	2004

Game	
149	10/12/05 vs. Miami
140	1/1/06 vs. Tennessee
129	11/12/95 vs. Seattle

FEWEST YARDS PENALIZED, OPPONENT

Season	
636	2007
684	2006

Game	
0	12/14/97 at Buffalo
5	12/7/08 at Chicago
10	5 times, last 12/23/03 at Tennessee

SACKS**MOST SACKS**

Season	
57	1999
48	1997
47	2005

Game	
9	11/7/99 at Atlanta
7	9/16/07 vs. Atlanta
7	11/9/08 at Detroit

**MOST SACKS, OPPONENT**

Season	63	2001
	57	1995
Game	8	12/9/01 at Cincinnati
	8	12/16/01 at Cleveland

MOST CONSECUTIVE GAMES WITH NO SACKS ALLOWED

2	12/9/07 vs. Carolina through 12/16/07 at Pittsburgh
1	9 times, last 11/18/07 vs. San Diego

OPPONENT RECORDS / REGULAR SEASON**PASSING****MOST YARDS PASSING**

445	Drew Brees, N.O. (11/4/07, 35 of 49)
440	Peyton Manning, Ind. (9/25/00, 23 of 36)
368	Peyton Manning, Ind. (10/24/04, 27 of 39)
367	Brett Favre, G.B. (12/19/04, 30 of 44)
366	Vinny Testaverde, Bal. (11/24/96, 31 of 50)

MOST PASS ATTEMPTS

50	Vinny Testaverde, Bal. (11/24/96)
50	Rich Gannon, K.C. (11/9/97)
50	Shane Matthews, Was. (11/10/02)
50	Peyton Manning, Ind. (12/10/06)
49	Dan Marino, Miami (10/12/98)
49	Drew Brees, N.O. (11/4/07)

MOST PASS COMPLETIONS

35	Drew Brees, New Orleans (11/4/07)
31	Vinny Testaverde, Baltimore (11/24/96)
30	Brett Favre, Green Bay (12/19/04)
30	Dan Marino, Miami (10/12/98)

MOST CONSECUTIVE PASS COMPLETIONS

13	Rodney Peete, Philadelphia (10/12/97)
10	Tom Brady, New England (12/24/06)
9	Neil O'Donnell, Pittsburgh (10/29/95)
9	David Carr, Houston (11/17/02)
9	Tim Couch, Cleveland (12/8/02)

MOST TOUCHDOWN PASSES

5	Steve McNair, Tennessee (12/26/99)
5	Tony Banks, Baltimore (9/10/00)
4	John Elway, Denver (12/3/95)
4	Peyton Manning, Indianapolis (9/25/00)
4	Peyton Manning, Indianapolis (12/2/07)

MOST PASSES HAD INTERCEPTED

3	13 times, last JaMarcus Russell, Oakland (12/23/07)
---	---

LONGEST PASS PLAYS

83t	Jamie Martin (St. Louis) to Kevin Curtis (10/30/05)
79t	Trent Dilfer (Tampa Bay) to Reidel Anthony (11/15/98)
77t	Brad Johnson (Washington) to Albert Connell (10/22/00)
76t	Peyton Manning (Indianapolis) to Marvin Harrison (9/25/00)
70	Peyton Manning (Indianapolis) to Marcus Pollard (11/9/03)

RUSHING**MOST RUSHING YARDS**

179	Steven Jackson, St. Louis (10/30/05) 25 attempts
176	Shawn Alexander, Seattle (10/7/01), 31 attempts
175	Chris Brown, Tennessee (9/9/07), 19 attempts

165	Eddie George, Tennessee (10/16/00), 30 attempts
160	Anthony Thomas, Chicago (1/6/02), 33 attempts

MOST RUSHING ATTEMPTS

36	Terry Allen, Washington (9/28/97), 122 yards
33	Anthony Thomas, Chicago (1/6/02), 160 yards
33	Larry Johnson, Kansas City (12/31/06), 138 yards
31	4 times, last Domanick Davis, Houston (12/26/04), 158 yards

MOST RUSHING TOUCHDOWNS

3	Terrell Davis, Denver (10/25/98)
3	Travis Henry, Buffalo (9/14/03)
3	Larry Johnson, Kansas City (12/31/06)

LONGEST RUN FROM SCRIMMAGE

86t	Joey Galloway, Seattle (11/12/95)
76	Eddie George, Houston (9/8/96)
61	Corey Dillon, Cincinnati (11/29/98)

LONGEST TD RUNS FROM SCRIMMAGE

86	Joey Galloway, Seattle (11/12/95)
45	Kordell Stewart, Pittsburgh (11/19/00)
44	Tiki Barber, N.Y. Giants (11/3/02)

RECEIVING**MOST RECEPTIONS**

14	Tim Brown, Oakland (12/21/97)
14	David Boston, San Diego (10/5/03)
12	Wayne Chrebet, N.Y. Jets (10/13/96)
12	Kevin Walter, Houston (10/14/07)

MOST RECEIVING YARDS

211	Albert Connell, Washington (10/22/00), 7 receptions
196	Yancey Thigpen, Pittsburgh (10/26/97), 11 receptions
193	Amani Toomer, N.Y. Giants (12/23/00), 8 receptions
181	David Boston, San Diego (10/5/03), 14 receptions

MOST RECEIVING TOUCHDOWNS

3	Curtis Conway, Chicago (10/15/95)
3	Carl Pickens, Cincinnati (12/1/96)
3	Irving Fryar, Philadelphia (10/12/97)
3	Albert Connell, Washington (10/22/00)
3	Santana Moss, Washington (10/1/06)

LONGEST RECEPTIONS

83t	Kevin Curtis (St. Louis) from Jamie Martin (10/30/05)
79t	Reidel Anthony (Tampa Bay) from Trent Dilfer (11/15/98)
77t	Albert Connell (Washington) from Brad Johnson (10/22/00)

ADMIN

COACHES

STAFF

PLAYERS

HISTORY

RECORDS

MISC.



- 76t Marvin Harrison (Indianapolis) from Peyton Manning (9/25/00)
70 Marcus Pollard (Indianapolis) from Peyton Manning (11/9/03)

TOTAL YARDS FROM SCRIMMAGE

- (rushing and receiving)
212 Terrell Davis, Denver (10/25/98), 136 rushing, 76 receiving
211 Albert Connell, Washington (10/22/00), 0 rushing, 211 receiving
207 Eddie George, Tenn. (10/16/00), 165 rushing, 42 receiving
200 Joey Galloway, Seattle (11/12/95), 86 rushing, 114 receiving
200 Steven Jackson, St. Louis (10/30/05), 179 rushing, 21 receiving

COMBINED YARDS

- (rushing/receiving/returns)
269 Reidel Anthony, Tampa Bay (11/15/98), 0 rushing, 126 receiving, 143 returns
257 Eddie Drummond, Detroit (11/14/04), 0 rushing, 0 receiving, 257 returns
254 Andre Davis, Houston (12/30/07), 0 rushing, 20 receiving, 234 returns
237 Joey Galloway, Seattle (11/12/95), 86 rushing, 114 receiving, 37 returns

PUNTING

MOST PUNTS

- 12 Chris Gardocki, Cleveland, (12/3/00), 517 yards
10 Kyle Richardson, Baltimore (9/20/98), 491 yards

HIGHEST GROSS PUNTING AVERAGE

(minimum 4 punts)

- 57.5 Craig Henrich, Tenn. (11/4/01), 4 punts
53.2 Mat McBriar, Dallas (9/10/06), 5 punts
52.7 Josh Miller, Pittsburgh (12/2/99), 6 punts

LONGEST PUNTS

- 80 Brian Moorman, Buff. (9/12/04), net 68
75 Josh Miller, Pittsburgh (12/2/99), net 55
75 Kyle Larson, Cincinnati (10/9/05), net 75
73 Craig Henrich, Tenn. (11/5/06), net 73

MOST PUNTS INSIDE THE 20

- 5 Rich Camarillo, Hou. (9/3/95), 9 punts
5 Josh Miller, Pitt. (11/18/01), 8 punts
5 Chris Gardocki, Pitt. (9/18/06), 8 punts

PUNT RETURNS

MOST PUNT RETURNS

- 6 Craig Yeast, Cincinnati (9/17/00)
6 Steve Smith, Carolina (9/7/03)
6 Eddie Drummond, Detroit (11/14/04)

MOST PUNT RETURN YARDS

- 199 Eddie Drummond, Detroit (11/14/04), 6 returns
104 Roscoe Parrish, Buffalo (11/26/06), 2 returns
102 Steve Smith, Carolina (9/7/03), 6 returns

LONGEST PUNT RETURNS

- 83t Eddie Drummond, Detroit (11/14/04)
82t Peter Warrick, Cincinnati (12/17/00)
82t Terrence Wilkins, Ind. (9/24/06)

- 82t Roscoe Parrish, Buffalo (11/26/06)

HIGHEST PUNT RETURN AVERAGE

(minimum 3 returns)

- 33.2 Eddie Drummond, Detroit (11/14/04), 6 for 199 yards
29.0 Peter Warrick, Cincinnati (12/17/00), 3 for 87 yards
27.3 Terrence Wilkins, Ind. (9/24/06), 3 for 82 yards

MOST FAIR CATCHES

- 7 Chris Carr, Tennessee (11/16/08)
3 7 times, last time, Dexter Wynn, Houston (11/12/06)

KICKOFF RETURNS

MOST KICKOFF RETURNS

- 8 MarTay Jenkins, Arizona (12/10/00), 193 yards
8 Nate Jacquet, Minnesota (12/23/01), 155 yards
8 Justin Miller, New York Jets (10/8/06), 172 yards

MOST KICKOFF RETURN YARDS

- 234 Andre Davis, Houston (12/30/07), 5 returns
197 Glyn Milburn, Chicago (9/6/98), 5 returns
196 Adam Jones, Tennessee (11/20/05), 6 returns

MOST KICKOFF RETURN TOUCHDOWNS

- 2 Andre Davis, Houston (12/30/07), 97 and 104 yards
1 Aaron Bailey, Indianapolis (12/10/95), 95 yards
1 Glyn Milburn, Chicago (9/6/98), 88 yards
1 Jason Sehorn, N.Y. Giants (12/23/00), 38 yards (onside kick)

LONGEST KICKOFF RETURNS

- 104t Andre Davis, Houston (12/30/07)
97t Andre Davis, Houston (12/30/07)
95t Aaron Bailey, Indianapolis (12/10/95)

HIGHEST KICKOFF RETURN AVERAGE

(minimum 3 returns)

- 46.8 Andre Davis, Houston (12/30/07), 5 for 234 yards
43.3 Corey Harris, Baltimore (11/28/99), 3 for 130 yards
39.4 Glyn Milburn, Chicago (9/6/98), 5 for 197 yards

INTERCEPTIONS

MOST INTERCEPTIONS

- 3 Samari Rolle, Tennessee (12/26/99)
2 11 times, last Ed Reed, Baltimore (12/28/08)

MOST INTERCEPTION RETURN YARDS

- 130 Dewayne Washington, Pitt. (11/22/98)
106 Anthony Parker, St. Louis (10/20/96)
97 Anthony Henry, Cleveland (12/16/01)

LONGEST INTERCEPTION RETURN

- 97t Anthony Henry, Cleveland (12/16/01)
92t Anthony Parker, St. Louis (10/20/96)
83t Adam Jones, Tennessee (12/17/06)

ADMIN

COACHES

STAFF

PLAYERS

HISTORY

RECORDS

MISC.



ADMIN

COACHES

STAFF

PLAYERS

HISTORY

RECORDS

MISC.

INTERCEPTIONS RETURNED FOR A TD

2 Dewayne Washington, Pitt. (11/22/98)

SACKS**MOST SACKS**3.0 12 times, last Mario Williams,
Houston (12/1/08)**TACKLES****MOST TACKLES**15 Keith Brooking, Atlanta (12/28/03)
15 Jonathan Joseph, Cincinnati (11/2/08)
14 5 times, last Chris Harris,
Carolina (12/9/07)**FUMBLES****MOST FORCED FUMBLES**2 7 times, last Chris Harris, Carolina
(12/9/07)**MOST FUMBLE RECOVERIES**2 Bobby Houston, N.Y. Jets (9/17/95)
2 Samari Rolle, Tennessee (9/23/01)
2 Kimo von Oelhoffen, Pittsburgh (11/18/01)
2 Ray Lewis, Baltimore (12/28/08)**SCORING****POINTS**19 Jeff Reed, Pittsburgh, (12/1/02),
6 FGs, 1 PAT18 9 times, last Larry Johnson,
Kansas City (12/31/06), 3 TDs**TOUCHDOWNS**3 9 times, last Larry Johnson, K.C.
(12/31/06), 3 rush.**FIELD GOALS**6 Jeff Reed, Pittsburgh, (12/1/02)
5 Adam Vinatieri, N.E. (9/22/96) (OT)
5 Matt Stover, Baltimore (10/8/00)**EXTRA POINTS**6 Todd Peterson, Seattle (11/12/95)
6 Kris Brown, Houston (12/30/07)**LONGEST FIELD GOALS***63 Jason Elam, Denver (10/25/98)
54 Ryan Longwell, Minnesota (11/23/08)
53 Al Del Greco, Houston (10/1/95)
53 Gary Anderson, Minn. (12/20/98)
* Tied NFL record**BLOCKED KICKS****MOST BLOCKED KICKS (FGs, PATs)**1 9 times, last Juran Bolden,
Atlanta (12/28/03)**THE LAST TIME IT HAPPENED...****OVERTIME GAME WON****By Jaguars** — Jaguars 30, vs. Houston 27, 9/28/08**By Opponents** — at Washington 36, Jaguars 30,
10/1/06**KICKOFF RETURNED FOR A TOUCHDOWN****By Jaguars** — Maurice Jones-Drew (100 yards) at
New Orleans, 11/4/07**By Opponents** — Andre Davis of Houston (104 yards),
12/30/07**PUNT RETURNED FOR A TOUCHDOWN****By Jaguars** — Bobby Shaw (69 yards) vs.
Philadelphia, 10/6/02**By Opponents** — Roscoe Parrish of Buffalo (82
yards), 11/26/06**INTERCEPTED PASS RETURNED FOR A TOUCHDOWN****By Jaguars** — Rashean Mathis (72 yards) vs.
Pittsburgh, 10/5/08**By Opponents** — Keiwan Ratliff of Indianapolis (35
yards), 12/18/08**FUMBLE RETURNED FOR A TOUCHDOWN****By Jaguars** — Montell Owens (18 yards) at
Cincinnati, 11/2/08**By Opponents** — Napoleon Harris of Minnesota (27
yards), 11/23/08**BLOCKED FIELD GOAL RETURNED FOR A TOUCHDOWN****By Jaguars** — Chris Hudson (58 yards) vs. Pittsburgh,
9/22/97**By Opponents** — None**BLOCKED PUNT RETURNED FOR A TOUCHDOWN****By Jaguars** — Alvis Whitted (24 yards) at Baltimore,
11/1/98**By Opponents** — Bernard Pollard (0 yards) of Kansas
City, 12/31/06**BLOCKED FIELD GOAL****By Jaguars** — Gerald Sensabaugh at Detroit (Jason
Hanson), 11/9/08**By Opponents** — Shaun Rogers of Cleveland (Josh
Scobee), 10/26/08**BLOCKED PUNT****By Jaguars** — Jorge Cordova vs. Indianapolis
(Hunter Smith), 12/10/06**By Opponents** — Bernard Pollard of Kansas City
(Chris Hanson), 12/31/06**BLOCKED EXTRA POINT****By Jaguars** — Tony Brackens vs. Cincinnati (Doug
Pelfrey), 10/5/97**By Opponents** — Michael Boulware of Houston
(John Carney), 10/14/07**SAFETY SCORED****By Jaguars** — Daryl Smith vs. Chicago, 12/12/04**By Opponents** — Ryan Kluwe, Minnesota (ran out of
end zone), 11/23/08**SHUTOUT****By Jaguars** — Jaguars 41, New York Jets 0, 10/8/06**By Opponents** — vs. Houston 21, Jaguars 0, 12/26/04**100 YARDS RUSHING****By Jaguars** — Maurice Jones-Drew at Denver (125
yards), 10/12/08**By Opponents** — Steve Slaton of Houston (130
yards), 12/1/08**200 YARDS RUSHING****By Jaguars** — Fred Taylor at Pittsburgh (234 yards),
11/19/00



By Opponents — None

300 YARDS PASSING

By Jaguars — David Garrard vs. Minnesota (317 yards), 11/23/08

By Opponents — Peyton Manning of Indianapolis (364 yards), 12/18/08

100 YARDS RECEIVING

By Jaguars — Dennis Northcutt vs. Indianapolis (101 yards), 12/18/08

By Opponents — Mark Clayton of Baltimore (128 yards), 12/28/08

200 YARDS RECEIVING

By Jaguars — Jimmy Smith at Baltimore (291 yards), 9/10/00

By Opponents — Albert Connell of Washington (211 yards), 10/22/00

100 YARDS RUSHING IN A HALF

By Jaguars — Maurice Jones-Drew vs. New England (106 yards in first half), 12/24/06

By Opponents — Steven Jackson of St. Louis (138 yards in second half), 10/30/05

TWO 100-YARD RUSHERS IN SAME GAME

By Jaguars — Fred Taylor (121 yards) and Maurice Jones-Drew (107 yards) at Indianapolis, 9/21/08

By Opponents — None

100 YARDS RECEIVING IN A HALF

By Jaguars — Jimmy Smith vs. San Diego (116 yards in first half), 10/5/03

By Opponents — Mark Clayton of Baltimore (128 yards in first half), 12/28/08

TWO 100-YARD RECEIVERS IN SAME GAME

By Jaguars — Keenan McCardell (119 yards) and Jimmy Smith (118 yards) at Baltimore, 10/28/01

By Opponents — Dallas Clark (105 yards) and Reggie Wayne (108 yards) of Indianapolis, 12/18/08

FOUR TOUCHDOWN PASSES

By Jaguars — Quinn Gray at Houston, 12/30/07

By Opponents — Peyton Manning of Indianapolis, 12/2/07

THREE TOUCHDOWN PASSES

By Jaguars — David Garrard at Pittsburgh, 12/16/07

By Opponents — Peyton Manning of Indianapolis, 12/18/08

THREE TOUCHDOWN RECEPTIONS

By Jaguars — Jimmy Smith at Baltimore, 9/10/00

By Opponents — Santana Moss of Washington, 10/1/06

THREE TOUCHDOWNS RUSHING

By Jaguars — Maurice Jones-Drew at Detroit, 11/9/08

By Opponents — Larry Johnson of Kansas City, 12/31/06

FIVE FIELD GOALS

By Jaguars — Josh Scobee vs. Buffalo 11/25/07

By Opponents — Jeff Reed of Pittsburgh, 12/1/02 (six field goals)

THREE SACKS

By Jaguars — Paul Spicer at N.Y. Jets, 9/25/05

By Opponents — Mario Williams of Houston, 12/1/08

MISSED POINT AFTER TOUCHDOWN ATTEMPT

By Jaguars — Josh Scobee at Pittsburgh, 12/16/07

By Opponents — Rob Bironas of Tennessee, 1/1/06

TWO-POINT CONVERSION

By Jaguars — David Garrard run vs. Indianapolis, 12/2/07

By Opponents — Ronald Curry (pass from JaMarcus Russell), 12/23/07

MISSED TWO-POINT CONVERSION

By Jaguars — Maurice Jones-Drew vs. Green Bay, run failed, 12/14/08

By Opponents — Hines Ward of Pittsburgh, pass from Ben Roethlisberger failed, 10/5/08



ADMIN

COACHES

STAFF

PLAYERS

HISTORY

RECORDS

MISC.



MISC.

RECORDS

HISTORY

PLAYERS

STAFF

COACHES

ADMIN

JAGUARS OFFENSE YEAR-BY-YEAR

YEAR	FIRST DOWN		3RD DOWN		TOTAL OFFENSE		RUSHING		PASSING		PUNT		PENALTY		FUM.								
	TOT.	RUN	PEN.	DOWN	YARDS	PLAYS	AVG.	ATT.	NET	SACKS	GROSS	ATT/CMP./INT.	AVG.	YARDS	LOST	PTS.	TD						
1995	283	100	154	29	741/205	4495	962	4.7	1705	410	4.2	2790	57-354	3144	495/275/15	82-43.8	121-970	23-13	275	31	9/19/3	20/27	28-37
1996	325	90	208	27	87/208	5760	1038	5.5	1650	431	3.8	4110	50-257	4367	557/353/20	69-43.7	127-1006	29-10	325	33	13/19/1	30/36	31-18
1997	308	103	187	18	82/209	5424	998	5.4	1720	454	3.8	3704	40-218	3922	504/313/9	66-44.9	110-914	17-11	394	43	20/20/3	31/36	29-40
1998	287	111	153	23	94/220	5214	989	5.3	2102	487	4.3	3112	39-231	3343	463/289/12	85-45.0	121-898	18-8	392	47	19/23/4	21/26	28-59
1999	331	116	194	21	92/230	5586	1085	5.1	2091	514	4.1	3495	36-221	3716	535/320/11	78-41.8	90-755	18-7	396	42	20/16/6	31/38	31-57
2000	318	109	193	16	100/235	5690	1080	5.3	2032	481	4.2	3658	54-289	3947	545/333/15	79-41.9	95-703	27-14	367	40	18/22/0	29/33	31-32
2001	289	85	181	23	70/198	4840	969	5.0	1600	372	4.3	3240	63-430	3670	534/321/14	82-43.6	97-710	29-13	294	34	11/20/3	18/28	28-01
2002	275	105	156	14	71/207	4851	959	5.1	2089	455	4.6	2762	42-257	3019	462/268/9	81-44.2	89-685	12-6	328	38	19/18/1	19/27	28-39
2003	305	118	163	24	80/216	5358	1024	5.2	2073	481	4.3	3285	28-136	3421	515/303/17	69-41.3	108-895	27-14	276	31	13/17/1	20-33	30-09
2004	279	88	161	30	80/217	5009	991	5.1	1850	446	4.2	3159	32-156	3315	513/305/11	84-42.8	109-940	23-11	261	26	9/17/0	24-31	30-28
2005	301	97	170	34	93/225	5149	1021	5.0	1959	502	3.9	3190	32-162	3352	487/283/6	83-42.4	121-1006	27-11	361	42	18/21/3	23/30	31-33
2006	293	127	147	19	85/217	5423	989	5.5	2541	513	5.0	2882	30-178	3060	446/266/14	73-40.0	97-806	16-9	371	42	23/17/2	26/32	32-11
2007	328	127	180	21	100/219	5719	1022	5.6	2391	522	4.6	3328	31-167	3495	469/288/8	54-41.6	76-594	18-13	411	50	18/28/4	21/24	32-08
2008	312	107	183	22	87-213	5106	1005	5.1	1774	426	4.2	3332	42-288	3620	537/335/13	67-43.3	104-813	23-11	302	35	17/15/3	19/25	31-22



JAGUARS DEFENSE YEAR-BY-YEAR

YEAR	FIRST DOWN			3RD DOWN			TOTAL OFFENSE			RUSHING			PASSING			SACKS			GROSS ATT/COMP./INT.			PUNT PENALTY			FUMBL.			PTS.	TD	RN/PS/RT	FGs	I.O.P.
	TOT	RUN	PASS	PEN	DOWN	YARDS	PLAYS	AVG.	YARDS	AVG.	NET	SACKS	GROSS	ATT	COMP.	INT.	AVG.	YARDS	LOST	YARDS	LOST	AVG.	YARDS	LOST	YARDS	LOST						
1995	320	121	177	22	107/222	5515	1030	5.4	2003	504	4.0	3512	17-72	3584	509/304/13	61-42.0	102-958	22-11	404	46	17/28/1	27/31	31-23									
1996	316	110	181	25	93/211	5095	983	5.1	1781	447	4.0	3314	37-237	3551	509/291/13	71-42.0	97-800	26-14	335	37	9/24/4	26/34	28-42									
1997	318	107	190	21	102/226	5238	1035	5.1	1734	455	3.8	3504	48-331	3835	532/320/14	73-41.9	90-800	26-15	318	39	12/24/3	17/25	30-20									
1998	309	108	178	23	81/222	5559	1057	5.3	2000	450	4.4	3559	30-209	3768	577/325/13	78-43.5	109-953	25-17	338	36	9/23/4	30/35	31-01									
1999	248	72	159	17	72/215	4324	951	4.6	1444	373	3.9	2890	57-373	3263	521/291/19	96-41.4	93-728	31-11	217	24	6/18/0	17/18	28-03									
2000	252	85	144	23	74/203	4845	934	5.2	1685	436	3.9	3160	40-247	3407	458/258/12	90-42.5	96-814	26-18	327	39	14/23/2	17/24	28-28									
2001	300	89	193	18	87/227	5070	1056	4.8	1611	469	3.4	3459	43-298	757	544/354/12	83-40.5	96-834	28-12	286	30	15/19/2	26/35	31-59									
2002	324	112	188	24	83-212	5335	1042	5.1	2071	487	4.3	3254	36-224	3488	519/314/14	65-38.7	96-717	20-13	315	35	14/19/2	23/34	31-21									
2003	276	84	172	20	92-218	4657	976	4.8	1406	442	3.2	3251	24-134	3385	510/303/15	75-41.0	103-881	26-12	331	37	13/22/2	24/27	29-51									
2004	290	83	181	26	84/205	5134	972	5.3	1777	438	4.1	3357	37-217	3574	497/306/16	74-44.1	118-966	30-12	280	31	7/18/6	21-28	29-32									
2005	273	79	158	36	67/205	4655	963	4.8	1709	434	3.9	2946	47-277	3223	482/285/19	88-42.8	130-1055	21-9	269	30	4/22/4	20/27	28-27									
2006	259	94	143	22	83/227	4538	978	4.6	1460	420	3.5	3078	35-200	3278	523/294/20	90-41.4	80-684	12-4	274	32	14/12/6	17/24	27-49									
2007	286	92	181	13	80/201	5021	970	5.2	1605	390	4.1	3416	37-244	3660	543/319/20	66-43.5	82-636	20-10	304	35	12/20/3	18/23	27-52									
2008	289	98	166	25	82-200	5295	922	5.7	1709	428	4.0	3586	29-191	3777	465/297/13	67-43.0	80-691	15-4	367	41	14/25/2	27/30	28-38									

MISC.

RECORDS

HISTORY

PLAYERS

STAFF

COACHES

ADMIN



JAGUARS IN THE COMMUNITY



For more information about the Jaguars' and Jaguars Foundation's Community Relations programs, go to the Community and Foundation tabs at www.jaguars.com.

The Jaguars Community Relations Department works as an extension of the team to develop and implement resourceful and valuable programs that contribute directly to the Jacksonville-area community. In addition to these efforts, the Jaguars Foundation also serves as the team's vehicle of change in the city, assisting at-risk youth and families through a variety of programs, including strategic grants. Under the leadership of Delores Barr Weaver, Jaguars Foundation Chair and CEO, the Jaguars Foundation focuses on support of programs serving economically and socially disadvantaged youth and families in Jacksonville. The Foundation has awarded more than \$11.9 million in grants in the Jacksonville area (Baker, Clay, Duval, Nassau and St. Johns counties) since 1995.

FOOD DRIVE

Since the team's inception in 1995, the Jaguars have organized an annual holiday food drive each fall in conjunction with the Food Bank of North Florida Second Harvest. Jaguars staff, players and coaches' wives along with players, cheerleaders and the team mascot volunteer to support this community-wide effort, which culminates with a food collection on a game day.

GATORADE JUNIOR TRAINING CAMP

The Jacksonville Jaguars Gatorade Junior Training camp is a free, year-round, grass roots program which is offered by the Jaguars for elementary school students between the ages of six and 12. This is a program which features educational benefits along with recreational opportunities which puts an emphasis on fun for the day rather than winning and testing skills.

HOMETOWN HUDDLE

For more than 30 years the NFL and the United Way have partnered to help build stronger, healthier communities. Whether it's reaching out to disadvantaged youth or feeding the hungry, both are committed to raising public awareness of important social service issues. Each fall, the Jaguars partner with the United Way of Northeast Florida for a hands-on community service project called Hometown Huddle.

HOSPITAL VISITS

Jaguars players regularly make visits to Wolfson Children's Hospital. The Jaguars Den was established at Wolfson Children's Hospital in 2008. The Jaguars Den is a one-of-a-kind, state of the art room for children at the hospital where areas of this room are designated for group games, pods for semi-private conversations, and individual computer stations. Stations are equipped with a keyboard and other input devices such as drawing tablets, touch pads and joysticks, all on flexible supports that children can easily adjust for their comfort. The Jaguars' linebackers make bi-weekly visits to the hospital throughout the year.

JAGUARS/MORGAN STANLEY COMMUNITY LEADER

Since 2001 the Jaguars and Morgan Stanley have partnered for this annual award presented monthly during the NFL season to the Jaguars player who demonstrates exemplary community involvement. Previous winners were Donovan Darius, Wali Rainer, Joe Zelenka, Ernest Wilford, Scott Starks, Alvin Pearman and Mike Peterson.

JAGUARS READERS

This is a special reading program at local elementary schools supported by Jaguars front office staff since 1997. Staff members volunteer to spend an hour each week at the school where students read some of their favorite books.



ADMIN

COACHES

STAFF

PLAYERS

HISTORY

RECORDS

MISC.



JAGUARS ROOKIE CLUB

In June of 2003 the Jaguars established the Rookie Club for all incoming rookies. Its purpose is to assist in the transition from college to the NFL, and to introduce and involve first-year players, as a group, in charitable and civic activities.

MILITARY VISITS

Jaguars players make visits to both local military bases, Mayport Naval Station and NAS JAX. On these visits players sign autographs and are given behind-the-scenes tours

to help them gain an appreciation for the service men and women returning or preparing to deploy overseas. In February, 2009, several players traveled to Washington, DC to visit the troops at Walter Reed Army Medical Center and The National Naval Medical Center in Bethesda.

OPERATION BLESSING

Each November, Jaguars players join volunteers from Wachovia and Winn-Dixie to off-load truckloads of groceries to be bagged and distributed. Since its inception in 1999, more than 26,000 families have been served on the Tuesday before Thanksgiving.

NFL PLAY 60

As part of the NFL Play 60 program, the Jaguars, in partnership with the Jaguars Foundation, Baptist Health and the American Heart Association Jacksonville chapter, launched the What Moves U program in 6th grade classrooms at selected schools. This awareness program includes a unique curriculum supplement designed to incorporate physical activity in classroom lessons and encourage physical activity to children. Montell Owens is the team spokesman for this program for the 2008 and 2009 seasons.

JAXSON DE VILLE MASCOT

NFL EXPERIENCE: 14th year

HEIGHT: 8.5 paws (about 7 feet)

WEIGHT: 403

BIRTH DATE: Not sure, but he celebrates each day as if it's his birthday. His birthplace is Jacksonville (where else would a cat have teal spots?)

How Acquired: Was a stray cat found during the building of Jacksonville Municipal Stadium.


FIRST APPEARANCE: August 18, 1996, Jaguars vs. 49ers preseason game

COLLEGE: Denied admission due to size, but got his MBA from an on-line college, which he uses quite often when he wants to sound important.

SEASON: Has never seen action in an NFL-sanctioned game ... Has played in several halftime games against some very tough Pop Warner teams (9- and 10-year olds) and has done quite well ... Head coach Jack Del Rio said he was "very impressed" with Jaxson during spring mini-camps ... Currently lobbying the league for bigger helmets so he can play this year ... Until then, will remain a starter at his All-Pro position, "Left Out!". Look for Jaxson to lay some kids out again this year in his annual Mascot vs. Pop Warner game at a halftime near you.

STATS: Completed his 13th straight season as "The Self-Proclaimed Best Mascot in Sports" ... Best statistics include most pizzas consumed in one game (56) and highest rappel off a scoreboard (175 feet) ... First mascot ever to go overseas to visit our troops ... Has never been tackled, sacked, intercepted or blocked — mostly because he never plays (but that's beside the point) ... Most loved and hated mascot in the NFL ... Has hugged and kissed more than 250,000 people during his 4,500-plus appearances over the last twelve years ... Speaking of appearances ...

OFFSEASON: Jaxson de Ville does not have an "offseason," as he does appearances year-round at any event where a 403-pound cat is needed ... so give him a call and find out why everyone loves Jaxson!



For appearances call: (904) 633-6544



ADMIN

COACHES

STAFF

PLAYERS

HISTORY

RECORDS

MISC.

RADIO BROADCASTERS

Brian Sexton and former Jaguars defensive end Jeff Lageman are in their seventh season together calling all Jaguars games on WOKV AM & FM (690, 106.5). Sexton, 40, called every game in the Jaguars' first 14 seasons and is one of just a handful of observers who have witnessed every Jaguars game played. Sexton anchors the Jaguars Radio Network's coverage on game day and is also the host of 'The Jack Del Rio Show' on Tuesdays and 'Jaguars This Week' on Wednesdays on WOKV. He also hosts 'The Jack Del Rio Show' and 'The Coggin Pregame Show' on Sunday mornings prior to kickoff on WTEV-TV, CBS 47.

Lageman, 42 played for the Jaguars from 1995 to '98 and was the team's first captain. He started 37 of 40 games played in the Jaguars' first four seasons, making 175 tackles and 12.5 sacks. In 10 NFL seasons, including his first six with the New York Jets, Lageman started 118 of 122 games



In the Jaguars radio booth: Jeff Lageman and Brian Sexton

played. He was a first-round draft choice of the Jets in 1989, the 14th player selected overall. After his retirement he joined the Jaguars' pre-season TV booth as color analyst for the 1999 to 2002 preseasons. He is a co-host of the 'Jaguars This Week' radio show along with Sexton and Vic Ketchman on Wednesday nights on WOKV. He also serves as co-host of 'Jaguars All Access' on WTEV, CBS-47.

PRESEASON TELEVISION

The Jaguars' preseason games in 2009 will be telecast locally in Jacksonville on WTEV-TV, CBS 47. NFL Network broadcaster Paul Burmeister calls the play-by-play for the third year and former Jaguars Pro Bowl tackle Tony Boselli returns for his fourth tour as the team's preseason color analyst.

Boselli was the first draft pick of the Jaguars and played in 91 games in his six seasons in Jacksonville. He made five consecutive Pro Bowl starts and is the only former Jaguar to be inducted into the team's 'Pride of the Jaguars.'

Burmeister enters his sixth season at NFL Network as one of the NFL Network's personalities, serving as the main host of "Path to the



Draft." He has previously called NFL Europe League games and co-anchored draft coverage for the NFL Network.

JAGUARS RADIO NETWORK

The Jaguars' flagship stations are WOKV AM & FM (690, 106.5). The Jaguars Radio Network extends to 11 affiliates in Florida and Georgia.

- WOKV-AM & FM
- WAOC-AM 1420
- WELE-AM 1380
- WHFX-FM 107.7
- WYGM-AM 740
- WIFO-FM 105.5
- WMMB-AM1240 & 1350
- WNFB-FM 94.3
- WPSL-AM 1590
- WRUF-AM 850
- WBMQ-AM 630

- Jacksonville, covers the Jacksonville market
- St. Augustine, covers the St. Augustine area
- Ormond Beach, covers Daytona Beach
- Brunswick, Ga., covers the southeast portion of Georgia
- Orlando, covers central Florida
- Jesup, Ga., covers east coast of Georgia
- Melbourne
- Lake City, covers north Florida from Georgia to Gainesville
- Port St. Lucie, covers east coast from Fort Pierce to Stuart
- Gainesville, cover Gainesville to Ocala
- Savannah, Ga., covers Savannah and Hilton Head, S.C.



BROADCAST LINEUP

DAY	SHOW	TIME	STATION
Mon.	Jaguars Reporters	6:00 p.m.	WOKV AM 690 & FM 106.5
	Jaguars All Access	7:00 p.m.	WTEV-TV, CBS 47
Tues.	The Jack Del Rio Show	6:00 p.m.	WOKV AM 690 & FM 106.5
Wed.	Jaguars This Week	6:00 p.m.	WOKV AM 690
Sun.	Jaguars Tailgate Show	3 hours before kickoff	WOKV AM 690
	Jaguars Pregame Show	1 hour before kickoff	WOKV AM 690
	The Jack Del Rio Show	11:00 a.m.	WTEV-TV, CBS 47
	Coggin Pregame Show	11:30 a.m.	WTEV-TV, CBS 47
	Winn-Dixie Postgame Show	Immediately after game	WOKV AM 690 & FM 106.5
	Scoreboard Show	Follows postgame show	WOKV AM 690
Mon.-Fri.	The Jaguars Report	Morning Drive	Throughout the Jaguars Radio Network

THE PRIDE OF THE JAGUARS



Tony Boselli, the Jacksonville Jaguars' first-ever college draft choice, was the first member of the Jaguars franchise to be honored in The Pride of the Jaguars on October 8, 2006.

"Tony Boselli was the original Jaguar, and we are excited to recognize him," said Jaguars owner Wayne Weaver. "We are proud of Tony's contributions on the field for this organization, and we're proud of his contributions off the field for this community. We welcome the opportunity to have Jaguars fans thank Tony for what he has meant to Jacksonville and the Jaguars."

"The seven years I spent in Jacksonville as a member of the Jaguars team were truly memo-

orable. I also would like to thank all the Jaguars fans who made us feel so welcome when we first arrived in Jacksonville, and now that we have returned," Boselli said.

Boselli was the second player drafted overall in the 1995 college draft following an All-America career at Southern California. He started a then-team-record 90 of the 91 Jaguars games in which he played from 1995-2001 and was named to the Pro Bowl five times.

Widely considered the best offensive tackle in the game, Boselli allowed only 15.5 sacks in seven seasons and was named second team on the NFL All-Decade Team for the 1990s.



ADMIN

COACHES

STAFF

PLAYERS

HISTORY

RECORDS

MISC.



ADMIN

COACHES

STAFF

PLAYERS

HISTORY

RECORDS

MISC.

JACKSONVILLE MUNICIPAL STADIUM



On August 18, 1995, when the Jacksonville Jaguars played their first home preseason game in their new stadium, it marked the first time in sports history that an expansion team had played its first home game in its inaugural season in a new stadium or arena. Not only that, but it was built faster than any major-league stadium had ever been built in North America.

In the short period of 19 1/2 months, the old Gator Bowl was demolished and a new stadium arose on the shores of the St. Johns River. And, very quickly, it was called the best stadium in the country. Just before the Jaguars kicked off their first regular-season game on September 3, 1995, NBC broadcaster Don Criqui said, "There isn't a better football facility in America." In its 10th year of operation, the stadium was the host site of Super Bowl XXXIX, the biggest single-day sporting event in the world.

Jacksonville Municipal Stadium underwent a \$63 million renovation in preparation for Super Bowl XXXIX. Among the additions were the MPS Group Terrace Suite, a 25,000-square-foot sports bar called the Bud Zone, a 20,000-square-foot Sky Patio, 20 new escalators and four new elevators. A new secure perimeter fence was also installed around the stadium, along with two new state-of-the-art scoreboards and renovations to the clubs and suites.

The practice fields that were used from 1995 through 2003 were converted into a 400,000-square-foot entertainment zone adjacent to the stadium, known as the Pepsi Plaza. For Jaguars game days, this area includes tailgate cabanas for pregame hospitality, an interactive game area, and a stage for pregame and postgame entertainment.

Jacksonville Municipal Stadium signature

features include the two Touchdown Clubs, which are located on the East and West sides of the stadium. The Touchdown Clubs and all 11,200 club seats are located at midfield, rather than being spread out horizontally through the stadium. Each Club provides more than 70,000 square feet of air-conditioned comfort with a variety of food and beverage selections. In all, 75 percent of the seats in Jacksonville Municipal Stadium are located on the sides, with just 25 percent behind the end zones.

Jacksonville Municipal Stadium seats 67,164, but additional temporary seats can be added behind the South End Zone — expanding the capacity to well over 82,000 — for the annual Florida-Georgia game and Super Bowl.

STADIUM QUICK FACTS

YEAR BUILT

1995 (Underwent a \$63 million renovation in 2005)

JAGUARS' RECORD AT JACKSONVILLE MUNICIPAL STADIUM

67-37 (.644) Regular Season/2-1 (.667) Postseason

SUPER BOWLS HOSTED

1 (Super Bowl XXXIX - 2005)

SEATING

Capacity 67,164 (Can be expanded to over 82,000)

SUITES/CLUB SEATS

90 Suites/780 Terrace Seats/11,200 club seats



THE ROAR



JACKSONVILLE JAGUARS CHEERLEADERS



The ROAR of the Jaguars was formed in 1995 and has been an integral part of the Jaguars' entertainment package during all home games. Under the direction of manager Christy Stechman Zynda, these professional cheerleaders captivate Jaguars fans with their explosive, high-energy routines. When not on the playing field, members of The ROAR serve as goodwill ambassadors for the Jaguars by participating in various corporate, community and charitable events throughout Florida and around the world.

NAME	AGE	OCCUPATION	HOMETOWN	EXP
Allie	21	Student majoring in psychology	Jacksonville	1
Amanda	25	Business owner	Jacksonville	3
Ashley	21	Student pursuing a degree in physical therapy	Jacksonville	1
Carrie	19	Cosmetology student	Jacksonville	1
Cherise	24	Teacher	Atlanta, Ga.	1
Devin	20	Student	Jacksonville	3
Emily C.	21	Student majoring in elementary education	Savannah, Ga.	3
Emily D.	23	Dance teacher	Jacksonville	4
Erin	22	Graduate student studying pharmacy	Jacksonville	1
Ginny	21	Student majoring in dance	Jacksonville	1
Heather	25	Accounting manager	Jacksonville	3
Jayme	19	Student majoring in business administration	Byron, Ga.	1
Jenna	19	Student majoring in public relations	Jacksonville	1
Jessica	22	Nursing student	Jacksonville	1
Jordan	19	Student	Jacksonville	1
Joshlyn	22	Nursing student	Jacksonville	3
Kaleigh	20	Cosmetology student	Jacksonville	1
Kayla H.	18	Student pursuing a degree in psychology	Jacksonville	1
Kayla S.	25	Mother	Jacksonville	2
Kelley	20	Nursing student	Stafford, Va.	2
Kelli	20	Student majoring in elementary education	Groveport, Ohio	3
Kember	19	Student studying surgical technology	Jacksonville	1
Kristen	26	Graduate student and counselor	Columbia, S.C.	5
Kristyann	21	Student studying air traffic control	Jacksonville	2
Laurie	24	Graduate student studying health administration	Richmond, Va.	5
Marissa	19	Student majoring in psychology	Charleston, S.C.	1
Melanie	24	Executive assistant	Starke, Fla.	2
Michelle	28	Nutrition product distributor	Tallahassee, Fla.	4
Monica	20	Student majoring in elementary education	Jacksonville	2
Samantha	21	Student majoring in broadcast journalism	Jacksonville	2
Shenette	27	Graduate student studying mental health counseling	Jacksonville	2
TaJonda	24	Nursing student and activities director for nursing facility	Panama City, Fla.	2

ADMIN

COACHES

STAFF

PLAYERS

HISTORY

RECORDS

MISC.



2009 NFL SCHEDULE

PRESEASON

(All times Eastern)

HALL OF FAME WEEK

Sunday, Aug. 9

Buffalo vs. Tennessee (Canton, OH) 8:00

WEEK ONE

Thursday, Aug. 13

New England at Philadelphia 7:30
 Washington at Baltimore 7:30
 Arizona at Pittsburgh 8:00
 Dallas at Oakland 10:00

Friday, Aug. 14

St. Louis at New York Jets 7:00
 Minnesota at Indianapolis 7:30
 Cincinnati at New Orleans 8:00
 Denver at San Francisco 10:00

Saturday, Aug. 15

Atlanta at Detroit 4:00
 Chicago at Buffalo 7:00
 Cleveland at Green Bay 8:00
 Houston at Kansas City 8:00
 Tampa Bay at Tennessee 8:00
 Seattle at San Diego 10:00

Monday, Aug. 17

Jacksonville at Miami 7:30
 Carolina at New York Giants 8:00

WEEK TWO

Thursday, Aug. 20

Cincinnati at New England 7:30
 Philadelphia at Indianapolis 8:00

Friday, Aug. 21

Tennessee at Dallas 8:00
 Atlanta at St. Louis 8:00
 Kansas City at Minnesota 8:00

Saturday, Aug. 22

Carolina at Miami 7:30
 Detroit at Cleveland 7:30
 Pittsburgh at Washington 7:30
Tampa Bay at Jacksonville 7:30
 Buffalo at Green Bay 8:00
 New Orleans at Houston 8:00
 New York Giants at Chicago 8:00
 Oakland at San Francisco 8:15
 San Diego at Arizona 10:00
 Denver at Seattle 10:30

Monday, Aug. 24

New York Jets at Baltimore 8:00

WEEK THREE

Thursday, Aug. 27

Jacksonville at Philadelphia 7:00
 St. Louis at Cincinnati 7:30
 Miami at Tampa Bay 8:00

Friday, Aug. 28

New England at Washington 8:00
 Green Bay at Arizona 10:00

Saturday, Aug. 29

Indianapolis at Detroit 1:00
 New Orleans at Oakland 4:00
 Buffalo at Pittsburgh 7:30
 Tennessee at Cleveland 7:30
 San Diego at Atlanta 8:00
 Baltimore at Carolina 8:00
 New York Jets at New York Giants 8:00
 San Francisco at Dallas 8:00
 Seattle at Kansas City 8:00

Sunday, Aug. 30

Chicago at Denver 8:00

Monday, Aug. 31

Minnesota at Houston 8:00

WEEK FOUR

Thursday, Sept. 3

Detroit at Buffalo 6:30
 Philadelphia at New York Jets 7:00
 Baltimore at Atlanta 7:30
 Indianapolis at Cincinnati 7:30
 New York Giants at New England 7:30
Washington at Jacksonville 7:30
 Cleveland at Chicago 8:00
 Green Bay at Tennessee 8:00
 Kansas City at St. Louis 8:00
 Miami at New Orleans 8:00
 Pittsburgh at Carolina 8:00
 Arizona at Denver 9:00
 Oakland at Seattle 10:00

Friday, Sept. 4

Houston at Tampa Bay 7:00
 Dallas at Minnesota 8:00
 San Francisco at San Diego 10:00

REGULAR SEASON

WEEK ONE

Thursday, Sept. 10

Tennessee at Pittsburgh 8:30

Sunday, Sept. 13

Miami at Atlanta 1:00
 Kansas City at Baltimore 1:00
 Philadelphia at Carolina 1:00
 Denver at Cincinnati 1:00
 Minnesota at Cleveland 1:00
 New York Jets at Houston 1:00
Jacksonville at Indianapolis 1:00
 Detroit at New Orleans 1:00
 Dallas at Tampa Bay 1:00
 San Francisco at Arizona 4:15
 Washington at New York Giants 4:15
 St. Louis at Seattle 4:15
 Chicago at Green Bay 8:20

Monday, Sept. 14

Buffalo at New England 7:00
 San Diego at Oakland 10:15

WEEK TWO

Sunday, Sept. 20

Carolina at Atlanta 1:00
 Minnesota at Detroit 1:00
 Cincinnati at Green Bay 1:00
Arizona at Jacksonville 1:00
 Oakland at Kansas City 1:00
 New England at New York Jets 1:00
 New Orleans at Philadelphia 1:00
 Houston at Tennessee 1:00
 St. Louis at Washington 1:00
 Tampa Bay at Buffalo 4:05
 Seattle at San Francisco 4:05
 Pittsburgh at Chicago 4:15
 Cleveland at Denver 4:15
 Baltimore at San Diego 4:15
 New York Giants at Dallas 8:20

Monday, Sept. 21

Indianapolis at Miami 8:30

WEEK THREE

Sunday, Sept. 27

Cleveland at Baltimore 1:00
 Pittsburgh at Cincinnati 1:00
 Washington at Detroit 1:00
Jacksonville at Houston 1:00
 San Francisco at Minnesota 1:00
 Atlanta at New England 1:00
 Kansas City at Philadelphia 1:00
 Green Bay at St. Louis 1:00
 New York Giants at Tampa Bay 1:00
 New Orleans at Buffalo 4:05

ADMIN

COACHES

STAFF

PLAYERS

HISTORY

RECORDS

MISC.



ADMIN

COACHES

STAFF

PLAYERS

HISTORY

RECORDS

MISC.

Chicago at Seattle	4:05
Tennessee at New York Jets	4:15
Denver at Oakland	4:15
Miami at San Diego	4:15
Indianapolis at Arizona	8:20

Monday, Sept. 28

Carolina at Dallas	8:30
--------------------	------

WEEK FOUR

(Open dates: Arizona, Atlanta, Carolina, Philadelphia)

Sunday, Oct. 4

Detroit at Chicago	1:00
Cincinnati at Cleveland	1:00
Oakland at Houston	1:00
Seattle at Indianapolis	1:00
Tennessee at Jacksonville	1:00
New York Giants at Kansas City	1:00
Baltimore at New England	1:00
Tampa Bay at Washington	1:00
Buffalo at Miami	4:05
New York Jets at New Orleans	4:05
Dallas at Denver	4:15
St. Louis at San Francisco	4:15
San Diego at Pittsburgh	8:20

Monday, Oct. 5

Green Bay at Minnesota	8:30
------------------------	------

WEEK FIVE

(Open dates: Chicago, Green Bay, New Orleans, San Diego)

Sunday, Oct. 11

Cincinnati at Baltimore	1:00
Cleveland at Buffalo	1:00
Washington at Carolina	1:00
Pittsburgh at Detroit	1:00
Dallas at Kansas City	1:00
Oakland at New York Giants	1:00
Tampa Bay at Philadelphia	1:00
Minnesota at St. Louis	1:00
Atlanta at San Francisco	4:05
Houston at Arizona	4:15
New England at Denver	4:15
Jacksonville at Seattle	4:15
Indianapolis at Tennessee	8:20

Monday, Oct. 12

New York Jets at Miami	8:30
------------------------	------

WEEK SIX

(Open dates: Dallas, Indianapolis, Miami, San Francisco)

Sunday, Oct. 18

Houston at Cincinnati	1:00
Detroit at Green Bay	1:00
St. Louis at Jacksonville	1:00
Baltimore at Minnesota	1:00
New York Giants at New Orleans	1:00
Cleveland at Pittsburgh	1:00
Carolina at Tampa Bay	1:00
Kansas City at Washington	1:00
Philadelphia at Oakland	4:05
Arizona at Seattle	4:05
Tennessee at New England	4:15
Buffalo at New York Jets	4:15
Chicago at Atlanta	8:20

Monday, Oct. 19

Denver at San Diego	8:30
---------------------	------

WEEK SEVEN

(Open dates: Baltimore, Denver, Detroit, Jacksonville, Seattle, Tennessee)

Sunday, Oct. 25

Chicago at Cincinnati	1:00
Green Bay at Cleveland	1:00
San Francisco at Houston	1:00
San Diego at Kansas City	1:00
Minnesota at Pittsburgh	1:00
Indianapolis at St. Louis	1:00
New England at Tampa Bay (London)	1:00
Buffalo at Carolina	4:05
New York Jets at Oakland	4:05

Atlanta at Dallas	4:15
New Orleans at Miami	4:15
Arizona at New York Giants	8:20

Monday, Oct. 26

Philadelphia at Washington	8:30
----------------------------	------

WEEK EIGHT

(Open dates: Cincinnati, Kansas City, New England, Pittsburgh, Tampa Bay, Washington)

Sunday, Nov. 1

Denver at Baltimore	1:00
Houston at Buffalo	1:00
Cleveland at Chicago	1:00
Seattle at Dallas	1:00
St. Louis at Detroit	1:00
Minnesota at Green Bay	1:00
San Francisco at Indianapolis	1:00
Miami at New York Jets	1:00
Oakland at San Diego	4:05
Jacksonville at Tennessee	4:05
Carolina at Arizona	4:15
New York Giants at Philadelphia	4:15

Monday, Nov. 2

Atlanta at New Orleans	8:30
------------------------	------

WEEK NINE

(Open dates: Buffalo, Cleveland, Minnesota, New York Jets, Oakland, St. Louis)

Sunday, Nov. 8

Washington at Atlanta	1:00
Arizona at Chicago	1:00
Baltimore at Cincinnati	1:00
Houston at Indianapolis	1:00
Kansas City at Jacksonville	1:00
Miami at New England	1:00
Green Bay at Tampa Bay	1:00
Carolina at New Orleans	4:05
Detroit at Seattle	4:05
San Diego at New York Giants	4:15
Tennessee at San Francisco	4:15
Dallas at Philadelphia	8:20

Monday, Nov. 9

Pittsburgh at Denver	8:30
----------------------	------

WEEK 10

(Open dates: Houston, New York Giants)

Thursday, Nov. 12

Chicago at San Francisco	8:20
--------------------------	------

Sunday, Nov. 15

Atlanta at Carolina	1:00
Tampa Bay at Miami	1:00
Detroit at Minnesota	1:00
Jacksonville at New York Jets	1:00
Cincinnati at Pittsburgh	1:00
New Orleans at St. Louis	1:00
Buffalo at Tennessee	1:00
Denver at Washington	1:00
Kansas City at Oakland	4:05
Seattle at Arizona	4:15
Dallas at Green Bay	4:15
Philadelphia at San Diego	4:15
New England at Indianapolis	8:20

Monday, Nov. 16

Baltimore at Cleveland	8:30
------------------------	------

WEEK 11

Thursday, Nov. 19

Miami at Carolina	8:20
-------------------	------

Sunday, Nov. 22

Indianapolis at Baltimore	1:00
Washington at Dallas	1:00
Cleveland at Detroit	1:00
San Francisco at Green Bay	1:00
Buffalo at Jacksonville	1:00
Pittsburgh at Kansas City	1:00
Seattle at Minnesota	1:00
Atlanta at New York Giants	1:00
New Orleans at Tampa Bay	1:00



ADMIN

COACHES

STAFF

PLAYERS

HISTORY

RECORDS

MISC.

Arizona at St. Louis 4:05
 San Diego at Denver 4:15
 New York Jets at New England 4:15
 Cincinnati at Oakland 4:15
 Philadelphia at Chicago 8:20

Monday, Nov. 23

Tennessee at Houston 8:30

WEEK 12

Thursday, Nov. 26

Green Bay at Detroit 12:30
 Oakland at Dallas 4:15
 New York Giants at Denver 8:20

Sunday, Nov. 29

Tampa Bay at Atlanta 1:00
 Miami at Buffalo 1:00
 Cleveland at Cincinnati 1:00
 Indianapolis at Houston 1:00
 Chicago at Minnesota 1:00
 Carolina at New York Jets 1:00
 Washington at Philadelphia 1:00
 Seattle at St. Louis 1:00
 Arizona at Tennessee 1:00
 Kansas City at San Diego 4:05
Jacksonville at San Francisco 4:05
 Pittsburgh at Baltimore 8:20

Monday, Nov. 30

New England at New Orleans 8:30

WEEK 13

Thursday, Dec. 3

New York Jets at Buffalo (Toronto) 8:20

Sunday, Dec. 6

Philadelphia at Atlanta 1:00
 Tampa Bay at Carolina 1:00
 St. Louis at Chicago 1:00
 Detroit at Cincinnati 1:00
 Tennessee at Indianapolis 1:00
Houston at Jacksonville 1:00
 Denver at Kansas City 1:00
 Oakland at Pittsburgh 1:00
 New Orleans at Washington 1:00
 San Diego at Cleveland 4:05
 Minnesota at Arizona 4:15
 Dallas at New York Giants 4:15
 San Francisco at Seattle 4:15
 New England at Miami 8:20

Monday, Dec. 7

Baltimore at Green Bay 8:30

WEEK 14

Thursday, Dec. 10

Pittsburgh at Cleveland 8:20

Sunday, Dec. 13

New Orleans at Atlanta 1:00
 Detroit at Baltimore 1:00
 Green Bay at Chicago 1:00
 Seattle at Houston 1:00
 Denver at Indianapolis 1:00
Miami at Jacksonville 1:00
 Buffalo at Kansas City 1:00
 Cincinnati at Minnesota 1:00
 Carolina at New England 1:00
 New York Jets at Tampa Bay 1:00
 St. Louis at Tennessee 1:00
 Washington at Oakland 4:05
 San Diego at Dallas 4:15
 Philadelphia at New York Giants 8:20

Monday, Dec. 14

Arizona at San Francisco 8:30

WEEK 15

Thursday, Dec. 17

Indianapolis at Jacksonville 8:20

Saturday, Dec. 19

Dallas at New Orleans 8:20

Sunday, Dec. 20

Chicago at Baltimore 1:00
 New England at Buffalo 1:00
 Arizona at Detroit 1:00
 Cleveland at Kansas City 1:00
 Atlanta at New York Jets 1:00
 San Francisco at Philadelphia 1:00
 Green Bay at Pittsburgh 1:00
 Houston at St. Louis 1:00
 Miami at Tennessee 1:00
 Oakland at Denver 4:05
 Cincinnati at San Diego 4:05
 Tampa Bay at Seattle 4:15
 Minnesota at Carolina 8:20

Monday, Dec. 21

New York Giants at Washington 8:30

WEEK 16

Friday, Dec. 25

San Diego at Tennessee 7:30

Sunday, Dec. 27

Buffalo at Atlanta 1:00
 Kansas City at Cincinnati 1:00
 Oakland at Cleveland 1:00
 Seattle at Green Bay 1:00
 Houston at Miami 1:00
 Carolina at New York Giants 1:00
Jacksonville at New England 1:00
 Tampa Bay at New Orleans 1:00
 Denver at Philadelphia 1:00
 Baltimore at Pittsburgh 1:00
 St. Louis at Arizona 4:05
 Detroit at San Francisco 4:05
 New York Jets at Indianapolis 4:15
 Dallas at Washington 8:20

Monday, Dec. 28

Minnesota at Chicago 8:30

WEEK 17

Sunday, Jan. 3

Indianapolis at Buffalo 1:00
 New Orleans at Carolina 1:00
Jacksonville at Cleveland 1:00
 Philadelphia at Dallas 1:00
 Chicago at Detroit 1:00
 New England at Houston 1:00
 Pittsburgh at Miami 1:00
 New York Giants at Minnesota 1:00
 Cincinnati at New York Jets 1:00
 San Francisco at St. Louis 1:00
 Atlanta at Tampa Bay 1:00
 Green Bay at Arizona 4:15
 Kansas City at Denver 4:15
 Baltimore at Oakland 4:15
 Washington at San Diego 4:15
 Tennessee at Seattle 4:15

POSTSEASON

Saturday, January 9

AFC and NFC Wild Card Games

Sunday, January 10

AFC and NFC Wild Card Games

Saturday, January 16

AFC and NFC Divisional Playoffs

Sunday, January 17

AFC and NFC Divisional Playoffs

Sunday, January 24

AFC and NFC Championship Games

Sunday, January 31

Pro Bowl in South Florida

Sunday, February 7

Super Bowl XLIV in South Florida



ADMIN

COACHES

STAFF

PLAYERS

HISTORY

RECORDS

MISC.

CREDENTIALS: Credential requests are honored only for working media on specific assignment for a recognized news organization or sports publication. Credentials are not issued to freelance writers or photographers unless requested by a recognized news organization or sports publication. Independent web sites cannot be credentialed. All credential requests must be submitted in writing on company letterhead to Dan Edwards, Vice President of Communications and Media, Jacksonville Jaguars, One Stadium Place, Jacksonville, FL 32202, or by fax to (904) 633-6055. Requests must be received at least one week prior to a home game.

PARKING: Parking in lots surrounding the stadium is limited. Every effort will be made to accommodate requests for parking passes, but parking cannot be provided for all credentialed media. The appropriate parking pass will be required for access to all stadium parking lots on game days. Television trucks which provide satellite, uplink or microwave functions will be parked in the TV truck compound near Gate 1, and a parking pass is required.

MEDIA ENTRANCE, CREDENTIAL WILL CALL: The media entrance at the stadium is Gate 1, at the southwest corner of the stadium. The appropriate game credential must be presented at the media entrance for admission to the stadium. Game credentials not picked up in advance will be available on game day at the media will-call window at Gate 1. The Media Will Call window will open three hours prior to kickoff. Parking passes will not be left at the Will Call window.

PHOTOGRAPHERS: Sideline access for NFL games is limited to photographers on assignment for a recognized news organization or sports publication. No one except network television personnel and authorized game personnel will be admitted to the field without a camera. All field photographers will be issued an NFL identification vest and must remain outside the bench areas and outside the yellow border surrounding the playing field. The photographers' check-in location is near the media entrance in the service hallway.

POSTGAME INTERVIEWS AND LOCKERROOM ACCESS: Members of the media needing to conduct postgame interviews will be given access to the Jaguars' interview room after each game, as well as the home and visiting locker rooms. Jaguars head coach Jack Del Rio conducts his postgame news conference in the team meeting room. The visiting head coach is available in a room off the visitors' locker room.

DURING THE WEEK MEDIA WORKROOM: The media workroom is available to working media during business hours throughout the week. High speed internet access, phones, Jaguars updates and NFL news releases, as well as other information is available.

JACK DEL RIO INTERVIEWS: Head coach Jack Del Rio conducts his weekly news conferences on Mondays and Wednesdays in the media workroom. Specific interview requests for Coach Del Rio and the assistant coaches must be made through the Jaguars communications department.

PLAYER INTERVIEWS: The Jaguars locker room is open to accredited media for specific interview periods during the week. Players are normally available on Mondays, Wednesdays, Thursdays and Fridays. All interviews should be arranged through the Jaguars communications department. Interviews may be conducted in person or by phone, but please call in advance to schedule.

MEDIA WEBSITE: The Jaguars' media website can be accessed on the worldwide web at: www.jaguars.com/pr and on the NFL's Web Site at: www.nfl.com. Daily updates, transcripts, injury reports and other news are posted as well. First-time registration is required.

HOW TO REACH THE JAGUARS' COMMUNICATIONS STAFF

RYAN ROBINSON — Phone: (904) 633-6598; e-mail: robinsonr@jaguars.nfl.com

ALISA ABBOTT — Phone: (904) 633-6590; e-mail: abbotta@jaguars.nfl.com

RENZO SHEPPARD — Phone: (904) 633-6575; e-mail: sheppardr@jaguars.nfl.com

DAN EDWARDS — Phone: (904) 633-6202; e-mail: edwardsd@jaguars.nfl.com