

JACKSONVILLE
JAGUARS



2011 MEDIA GUIDE



QUALITY EDUCATION FOR ALL
THE KEY TO JACKSONVILLE'S FUTURE



©2011 Wolfson Children's Hospital. All Rights Reserved.



**There is a lot of youth
on this season's roster.**



Join us in supporting
Wolfson Children's Hospital.
To help, visit
wolfsonchildrens.org/give



QUALITY EDUCATION FOR ALL
THE KEY TO JACKSONVILLE'S FUTURE

JACKSONVILLE JAGUARS



PRESEASON

Date	Opponent	Location	Time
Aug. 11	at New England Patriots	Gillette Stadium	7:30 p.m.
Aug. 19	Atlanta Falcons	EverBank Field	8:00 p.m.
Aug. 27	at Buffalo Bills	Ralph Wilson Stadium	7:00 p.m.
Sept. 1	St. Louis Rams	EverBank Field	7:30 p.m.

REGULAR SEASON

Date	Opponent	Location	Time
Sept. 11	Tennessee Titans	EverBank Field	1:00 p.m.
Sept. 18	at New York Jets	New Meadowlands Stadium	1:00 p.m.
Sept. 25	at Carolina Panthers	Bank of America Stadium	1:00 p.m.
Oct. 2	New Orleans Saints	EverBank Field	1:00 p.m.
Oct. 9	Cincinnati Bengals	EverBank Field	1:00 p.m.
Oct. 16	at Pittsburgh Steelers	Heinz Field	1:00 p.m.
Oct. 24	Baltimore Ravens	EverBank Field	8:30 p.m.
Oct. 30	at Houston Texans	Reliant Stadium	1:00 p.m.
Nov. 6	BYE		
Nov. 13	at Indianapolis Colts	Lucas Oil Stadium	1:00 p.m.
Nov. 20	at Cleveland Browns	Cleveland Browns Stadium	1:00 p.m.
Nov. 27	Houston Texans	EverBank Field	1:00 p.m.
Dec. 5	San Diego Chargers	EverBank Field	8:30 p.m.
Dec. 11	Tampa Bay Buccaneers	EverBank Field	1:00 p.m.
Dec. 15	at Atlanta Falcons	Georgia Dome	8:20 p.m.
Dec. 24	at Tennessee Titans	LP Field	1:00 p.m.
Jan. 1	Indianapolis Colts	EverBank Field	1:00 p.m.

All times Eastern Time

FOR TICKETS CALL (904) 633-2000 OR VISIT JAGUARS.COM

JACKSONVILLE JAGUARS LTD.

One EverBank Field Drive, Jacksonville, Florida 32202 • (904) 633-6000
(904) 633-2000 (Tickets) • (904) 633-6050 (Fax) • www.jaguars.com



THE 2011 JACKSONVILLE JAGUARS MEDIA GUIDE

The 2011 Jacksonville Jaguars Media Guide was written by
Ryan Robinson and Dan Edwards

Editorial assistance by Alisa Abbott,
Renzo Sheppard and Ryan Beck

Photography by Harry Scull, Jr., Paul Figura
and Dan Van Slyke

Design by Ryan Beck, Carlos Caceres and Sean Taylor

Cover design by Sean Taylor

Printed by The Hartley Press, Jacksonville, FL

Copyright 2011 Jacksonville Jaguars Ltd.



2010 IN REVIEW

Game Summaries	171
NFL Standings	170
Player Participation	179

ALL-TIME RESULTS

Attendance History	76
Home-Away Records	187
Overtime Games	186
Preseason	180
Prime-Time Games	186
Regular Season	181
Team-by-Team Series History	183
vs. AFC South	187
Won-Loss Records	185

BIOGRAPHIES

Assistant Coaches	18
Del Rio, Jack	16
Draft Choices	152
First-Year Veterans	151
Football Support	36
Player Personnel	31
Rookie Free Agents	158
Smith, Gene	30
Veteran Players	46
Vice Presidents	38
Weaver, Delores Barr	10
Weaver, Wayne	13

Coaches (All-Time)	200
Colleges	200
Community Relations	262
Draft Choices (All-Time)	190
EverBank Field	266
Expansion Draft	190
Free Agent History	192
Jaguars Foundation	8
Jaxson de Ville	263
Jersey Numbers (All-Time)	201
Last Time It Happened	258
Leaders (Career)	204
Leaders (Yearly)	206
Media Information	271
Roster (All-Time)	196
Trades (All-Time)	188

MISCELLANEOUS

100 Yards Rushing and Receiving	115
Biggest Wins/Biggest Losses	230
Game-Winning Field Goals	133
Hottest/Coldest Games	142
Jaguars Defensive Scores	107
Jaguars in the Air	57
Jaguars in Overtime Games	130
Jaguars Largest Comeback Wins	18
Jaguars Sack Shutouts	49
Jaguars Safeties Scored	54
Jaguars Special Teams Leaders	118
Jaguars Special Teams Scores	135
Regular Season Attendance History	102
Top Home/Road Attendances	100
Touchdowns in Jaguars History	68
Under the Lights on Prime Time	84
Undrafted Rookies on Opening Roster	76
What to Look For in 2011	20
Why Jaguars?	39

NFL Schedule (2011 Weekly)	268
Broadcast Lineup	265
Partners	12
Playoff Game Summaries	225
Preseason Television	264
Pride of the Jaguars	265
Pro Bowlers	194
Pronunciation Guide	109
Radio Broadcasters	264
Radio Network	264

RECORDS

Individual Records	232
Opponents Records	256
Team Records	245
The ROAR	267
Rosters (2011)	168
Schedule (2011)	3
Staff Directory	6
Staff Photos	42
Statistics (1995-2010)	208
Year-by-Year Defense	261
Year-by-Year Offense	260
Year-by-Year Statistics	187

IMPORTANT DATES

THURSDAY, JULY 28

THURSDAY, AUG. 11

SUNDAY, SEPT. 11

SUNDAY, JAN. 1

SAT./SUN. JAN. 7/8

SAT./SUN. JAN. 14/15

SUNDAY, JAN. 22

SUNDAY, JAN. 29

SUNDAY, FEB. 5

Jaguars training camp practice begins
 First preseason game, Jaguars at New England
 Regular-season opener, Jaguars vs. Tennessee
 Regular season ends, Jaguars vs. Indianapolis
 Wild-Card Weekend
 Divisional Playoffs
 AFC and NFC Championship Games
 AFC-NFC Pro Bowl in Honolulu
 Super Bowl XLVI in Indianapolis



STAFF DIRECTORY

EXECUTIVE

WAYNE WEAVER	Chairman and Chief Executive Officer
SANDY DODD	Manager, Executive Office
CHRISTINA QUICK	Administrative Assistant to Manager, Executive Office

COACHING

JACK DEL RIO	Head Coach
DIRK KOETTER	Offensive Coordinator
MEL TUCKER	Defensive Coordinator
RUSS PURNELL	Special Teams Coordinator
CRAIG AUKERMAN	Defensive Staff Assistant
BRANDON BLANEY	Defensive Quality Control Coach
ROB BORAS	Tight Ends Coach
EARNEST BYNER	Running Backs Coach
JOHNNY COX	Wide Receivers Coach
JOE CULLEN	Defensive Line Coach
MARK DUFFNER	Linebackers Coach
JASON GEORGE	Assistant Strength and Conditioning Coach
MATT GRIFFIN	Offensive Quality Control Coach
ANDY HECK	Offensive Line Coach
RON HELLER	Offensive Staff Assistant
NATE KACZOR	Assistant Special Teams Coach
THOM KAUMEYER	Assistant Defensive Backs Coach
LUKE RICHESSON	Strength and Conditioning Coach
MIKE SHEPPARD	Quarterbacks Coach
CORY UNDLIN	Defensive Backs Coach
MIKE EUBANKS	Strength Staff Assistant
ANTHONY LOMANDO	Strength Staff Assistant
DEIDRA PICKERING	Executive Assistant to the Head Coach

PLAYER PERSONNEL

GENE SMITH	General Manager, Senior Vice President, Player Personnel
TERRY McDONOUGH	Director, Player Personnel
LOUIS CLARK	Assistant Director, Pro Personnel
TIM MINGEY	Assistant Director, College Personnel
ANDY DENGLER	National Scout
JASON DESJARLAIS	Regional Scout
CHRIS DRIGGERS	Pro Scout
MARTY MILLER	Regional Scout
CHRIS PRESCOTT	Regional Scout
BRIAN SIMMONS	Regional Scout
JAKE PEETZ	BLESTO Scout
PATRICK MULARKEY	Scouting Assistant, Player Personnel
DANA DESJARLAIS	Executive Assistant, Player Personnel
JARROD HIGHBERGER	Administrative Assistant, Player Personnel

FOOTBALL OPERATIONS

PAUL VANCE	Senior Vice President, Football Operations/General Counsel
TRACEY VAN SLYKE	Executive Assistant, Football Operations
SKIP RICHARDSON	Executive Director, Football Operations/Facilities
TIM WALSH	Director, Football Administration
BAHATI VAN PELT	Manager, Player Relations and Youth Football
JAMES LaCOSTE	Football Operations Assistant
MICHAEL RYAN	Head Athletic Trainer/Physical Therapist
MIKE PERKINS	Video Director
DREW HAMPTON	Equipment Manager
JUSTIN BLAND	Assistant Athletic Trainer
ROD SCOTT	Assistant Athletic Trainer
JEREMY POOL	Video Assistant
MIKE STOEBER	Video Assistant
GEORGE PELLICER	Assistant Equipment Manager
RYAN GOWENS	Assistant Equipment Manager
DR. CARLOS TANDRON	Head Team Physician
DR. DAVID MURRAY	Chief Medical Officer

COMMUNICATIONS AND MEDIA

DAN EDWARDS	Senior Vice President, Communications and Media
ALISA ABBOTT	Executive Assistant to Sr. VP, Communications and Media
RYAN ROBINSON	Manager, Communications
RENZO SHEPPARD	Communications Assistant
JOHN OEHSER	Senior Writer, jaguars.com

FOOTBALL OPERATIONS

FOOTBALL SUPPORT

COMMUNICATIONS COMMUNITY RELATIONS INTERNET

**SALES AND MARKETING****SALES AND MARKETING**

MACKY WEAVER
TERESA MICHAEL
STEVE LIVINGSTONE
TIM BISHKO
NICOLA DRAKE
JIM SCOTT
ROBERT TILKA
THERESA COSCIA
CODY HENDRICKS
JEFF MIRANDA
SCOTT THOMPSON

Senior Vice President, Sales and Marketing
Executive Assistant to Sr. VP, Sales and Marketing
Senior Manager, Marketing and Sales Development
Director, Ticket Operations
Senior Manager, Fan Services
Manager, Ticket Operations
Senior Manager, Ticket Sales and Premium Seating
Premium Seating, Sales and Service Executive
Representative, Ticket Operations
Sales Operation Coordinator
Marketing Operations Coordinator

SALES*(Season/Premium/Group)*

ERIC BARTOLUCCI
SETH PARISE
RUSSELL RENDON
MARK SHAINBROWN
SHAWN DUBROW
RYAN LOHNES
DANIEL RIOS
DAVID SCORDO
ERIC KISTLER
THERESA SMITH
MICHAEL CHLEBOVEC
BRYAN KUPFER
TARA CRISP

Senior Account Executive
Senior Account Executive
Senior Account Executive
Senior Account Executive
Account Executive
Account Executive
Account Executive
Account Executive
Sales Executive, Premium
Sales Executive, Premium
Fan Services Executive
Fan Services Executive
Fan Services Executive

FAN SERVICES**CORPORATE SPONSORSHIP**

ROLLIN ISBELL
BILL HOUSTON
TIM MCCARTHY
RHONDA SHIELDS
MATT WOODS
ANNE BOCCUZZI
NIKKI JACKSON SMITH

Senior Manager, Corporate Sponsorship and Media Sales
Senior Account Executive, Corporate Sponsorship
Senior Account Executive, Corporate Sponsorship
Senior Account Executive, Media Sales
Account Executive, Corporate Sponsorship
Account Coordinator, Corporate Sponsorship
Account Coordinator, Corporate Sponsorship

GAME DAY OPERATIONS

KURT WISENBAUGH
CURTIS DVORAK
CHRISTY STECHMAN ZYNDA
JASON BASTIAN
CARLOS CACERES
CLAY GREENHAW

Manager, Events and Game Operations
Mascot Coordinator
Manager, Cheerleading Program
Events Coordinator
Assistant Producer, Game Operations
Assistant Producer, Game Operations

STADIUM OPERATIONS/FINANCE**FINANCE**

BILL PRESCOTT
KITTY CASH
BRIAN D'ERRICO
LEAH BUSH
LESLIE McCULLOUGH
BRENDA O'DELL
JESSE KNAPP
JIM ROLLINS

Senior Vice President, Stadium Operations/Chief Financial Officer
Executive Assistant to Sr. VP, Stadium Operations/CFO
Assistant Controller
Payroll Specialist
Junior Accountant
Accounts Payable Clerk
Office Services

FACILITIES**INFORMATION TECHNOLOGY**

BRUCE SWINDELL
MIKE WEBB
SHANNON GRAY
JASON DEAN
STEVE HALL
SEANTAYLOR
KATIE VAUGHN

Office Services/Telex Coordinator
Executive Director, Information Technology
Manager, Network Administration and Systems Security
Programmer Analyst
Help Desk Coordinator
Senior Web Designer
Web and Graphic Designer
Administrative Assistant, Information Technology

HUMAN RESOURCES

LISA SAHI-KIRAL

Receptionist

LEGAL

SASHI BROWN
RHONDA CHARLES

Assistant General Counsel
Executive Assistant, Legal Department

JACKSONVILLE JAGUARS FOUNDATION

DELORES BARR WEAVER
PETER RACINE
BONITA DOLL

Chair and Chief Executive Officer
Executive Director
Executive Assistant to Delores Barr Weaver



JACKSONVILLE JAGUARS FOUNDATION



MISSION STATEMENT

Believing that youth represent the community's future, the Jacksonville Jaguars Foundation is committed to serving the greater Jacksonville area through strategic financial, networking and volunteer support benefiting economically and socially disadvantaged youth and families. By building upon our city's strengths, we seek to realize the positive potential of our young people in need. In doing so, we aim to serve as a model to other sports franchises.

FOUNDATION'S GRANT AWARDS TOP \$14.6 MILLION

When the Jaguars were named as the 30th franchise in 1993, the Weavers' vision was to give back to the community in a substantial manner. The Foundation was announced on September 14, 1994, and awarded its first grants in March of 1995, well before the team played its first game. Through a fair and objective evaluation process, grants are allocated to serve the needs of economically and socially disadvantaged youth in Northeast Florida. Total grant making since 1995 is more than \$14.6 million. This level of giving is among the top few in professional sports.

PROGRAMS:

STRAIGHT TALK™: Straight Talk is a unique partnership with local media, **Blue Cross and Blue Shield of Florida** and the **National Campaign to Prevent Teen Pregnancy** to help prevent teen pregnancy, HIV/AIDS and other sexually transmitted infections among teens. Under the leadership of Foundation Chair and CEO and Jaguars owner, Delores Barr Weaver; WJXT 4, WJCT PBS 7, WTLV NBC 12, WCWJ CW 17, WJXX ABC 25, WAWS FOX 30, WTEV CBS 47, Comcast Cable, Comcast On-Demand, The Florida Times-Union/jacksonville.com, Clear Channel Outdoor and PRI Productions collaborate to produce an annual prime time television town hall forum, "Teens & Sex...the Real Truth." The show offers candid information on teens and sex and the consequences faced by sexually active teenagers.



The 2011 show marked the media partnership's 12th annual TV production. It covered current issues facing teens with a live studio audience of middle and high school students. Broadcast in June, it was produced at the WJCT PBS 7 studio and co-hosted by Samantha "Sam", cheerleader from The ROAR of the Jaguars along with Jaguars players Derek Cox and Rashad Jennings. Medical expert Linda Dinerman, M.D., and legal expert the Honorable Libby Senterfitt, Circuit Court Judge, addressed questions from the students. The show also featured radio personality DJ Dr. Doom, a special performance by 12 year old Rebecca Hewitt of the song "Firework" by Katy Perry, and Jaguars mascot, JAXSON de Ville. The show and other information can be accessed year-round at straighttalk.jacksonville.com created in partnership with The Florida Times-Union/jacksonville.com.

Additionally, beginning in 1999, the Foundation has partnered with the **Weaver Family Foundation** to award more than \$2.1 million in Straight Talk grants to local programs specifically dealing with this issue.

HONOR ROWS®: This unique program, now in its 17th year, uses seats at Jaguars home games as incentives for youth ages nine to 17 to set and achieve ambitious but realistic goals. Since, 1995, 35,000 youth have earned their seat. Youth earn their seat to a game by setting and achieving specific goals in the areas of academic improvement, personal behavior, volunteer community service, and nutrition and physical fitness activities. In addition, all Honor Rows youth pledge to remain free from illegal drugs, alcohol and tobacco. Nearly 5,000 seats will be awarded in 2011 to approximately 44 nonprofit agencies. A volunteer committee reviews all Honor Rows proposals. At the game, participants receive a meal, Honor Rows t-shirt and hat, and special recognition by the Weavers and fans. The **United Way of Northeast Florida** mobilizes game-day volunteers who ensure the overall safety and enjoyment of the participants.





In addition to the Honor Rows, the Jaguars Foundation awards seats to other charitable organizations that meet guidelines, including Habijax for volunteer recognition; the "Honoring our Troops" program for families with children whose parents are on deployment in the various military branches, in partnership with the Greater Jacksonville USO; inner-city youth football associations; and Ronald McDonald House guest families. In total, nearly 11,800 seats are allocated each season for charitable purposes with an in-kind value exceeding \$430,000.

PLAY 60 CHALLENGE/CHILDHOOD OBESITY PREVENTION: In partnership with **Baptist Health/Wolfson Children's Hospital**, the Jaguars Foundation is addressing the risks of poor nutrition and lack of physical fitness which can lead to childhood obesity. The "Play 60 Challenge" offers hands-on educational activities to 6th grade students in selected **Duval County Public Schools** designed to prevent and reduce the occurrence of childhood obesity. Baptist Health and the Jaguars Foundation have also provided more than \$650,000 in youth anti-obesity grants over four years to community non-profits offering promising programs to help youth become more active and improve healthy eating. In addition the Jaguars Foundation has distributed 1,500 pairs of athletic shoes donated by **Reebok** to help low-income children maintain a healthy lifestyle. In partnership with Baptist Health, Pepsi and others, the Foundation is supporting twelve community and school gardens in Northeast Florida.



ANTI-TOBACCO INITIATIVE: The team and the Foundation have taken a nationally recognized leadership position in the local and professional sports community against tobacco use. The signature "Jaguars Don't Smoke" logo, showing a vibrant Jaguar squashing a pack of cigarettes under its paw, appears on the scoreboard and signage throughout the stadium; Jaguars' publications and autograph cards; and on television. The stadium has never engaged in tobacco advertising or product sales. The Jaguars set an exceptional precedent as the first team in the NFL to have tobacco advertising removed from their game-day program, since followed by the entire League.

AWARDS AND RECOGNITION: In 2011, the Jaguars Foundation received the **HOPE Worldwide Faith in Action Award**. In 2010, the Jaguars Foundation was recognized by the Girls Scouts at the **Association of Fundraising Professionals-Florida First Coast Chapter**. The Jaguars Foundation was the proud recipient of the 2006 **Steve Patterson Sports Philanthropy Award** from **The Robert Wood Johnson Foundation** and the **Sports Philanthropy Project** for outstanding leadership in philanthropy in professional sports, both for the Foundation's work in Jacksonville and its leadership in guiding other professional teams in the development of grant making and other programs in their local markets. The Foundation's Straight Talk program received the **2005 Wilmer Shields Rich Bronze Award for Excellence in Communications** by the **Council on Foundations**. In 2003, the Jaguars Foundation was named **Jacksonville's Outstanding Foundation** by the **Association of Fundraising Professionals-Florida First Coast Chapter**; and also received the **Governor's Community Investment Award** in recognition of its juvenile justice crime and youth violence prevention programs for youth. Other awards include: **Florida Department of Education's Commissioner's Business Recognition Award** (2001); **Bridge Builder Award** (1997); **WTLV-12 Top of the Class Award** (1996) for Playbooks; **Governor's Community Investment Award** (1996) for Honor Rows, and **Grantmakers in Health Award** (1996 and 1995). The Jaguars Foundation's innovative programs have been recognized in national media, including the January/February 2005 issue of **FOUNDATION News and Commentary**, as well as in articles in **The New York Times**, **Forbes Magazine**, **Grantmanship Center Magazine**, **St. Anthony Messenger**, **ESPN** and the "Osgood File" radio program.

PARTNERS: The The Jaguars Foundation's programs are supported in part by partnerships with **Blue Cross Blue Shield of Florida**, **Baptist Health/Wolfson Children's Hospital**, **PEPSI**, and the **Weaver Family Foundation**.



Jacksonville Jaguars Foundation
One EverBank Field Drive
Jacksonville, FL 32202
633-KIDS • 633-LOVE (fax)
www.jaguars.com/foundation



DELORES BARR WEAVER

CHAIR/CEO, JAGUARS FOUNDATION



Delores Barr Weaver, a native of Columbus, Georgia and co-owner/partner of the Jaguars, is a woman possessed by the opportunity to make a difference in her adopted hometown of Jacksonville. Delores has a sincere interest in many areas of need and through the Weaver Family Foundation, she and husband Wayne have supported the work of many local agencies. The Weavers have been married 56 years and have two children, Brad and Leigh, a twenty-one-year-old granddaughter, Morgan and an eight-year-old grandson, Nash. Leigh and her friend, Beau Gage, are the artists of TOUCHDOWN, the 16' long and 6' high bronze jaguar that stands outside the Touchdown Club located on the west side of EverBank Field.

Delores is committed to helping families and young people in the Jacksonville community lead self-sufficient, meaningful lives. Under her leadership, all seven local television stations and their affiliates along with Comcast Cable, Cox Radio, Clear Channel Radio and Outdoor, as well as the local newspaper and their website Jacksonville.com and Blue Cross Blue Shield of Florida have joined in partnership to address the problem of teen pregnancy, AIDS, and increased male responsibility. Teen pregnancy is a major personal concern for Delores and is being addressed by the Foundation and local media in the effort to develop a quality prevention program for teens and to heighten awareness of adults in Jacksonville. The annual Straight Talk program is broadcast each May during National Teen Pregnancy Prevention Month. In addition, the Jaguars Foundation, in partnership with the Weaver Family Foundation, also awarded nearly \$2.2 million dollars in grants to local programs specifically addressing the issue of teen pregnancy and sexually transmitted disease.

Delores is the founder of the Senior to Senior Fund and the Fund's endowment at The Community Foundation. The Fund is managed through ElderSource and provides financial assistance to seniors who are in critical need of short-term assistance in order to remain independent.

Since 2007, the Fund has assisted more than 400 seniors with much needed resources of almost \$325,000 for such things as utility bills, wheelchair ramps, roof repairs, new hot water heaters and furnaces, just to highlight a few of the needs of local seniors.

When asked about being a member of the public speaking circuit, Delores laughs and says, "It is interesting to note that until November 30, 1993, no one seemed to care what I was interested in, what good work I might be doing or what I had to say." Then she gives the credit to the Jaguars who "open the doors and I must walk through as many as I can." As to accomplishments, Delores is most proud of the Jaguars Foundation and the impact it has made on behalf of economically and socially disadvantaged children in the greater Jacksonville area. For Delores, the Foundation was a dream come true in September, 1994. In March 1995, six months before the Jaguars played their first game, grants to eight local agencies in the amount of \$140,000 were made and through July, 2011 the Foundation has allocated more than \$14.6 million in grants. When talking about the Foundation, Delores is quick to credit her Jaguars partners for their generous financial support and staff for their commitment to supporting programs that will have a long-term impact.

In addition to her concerns for Jacksonville's children, Delores has set a personal goal to help level the playing field of life for women and minorities. She is dedicated to eliminating racism, sexism and classism from the hearts, minds and vocabulary of our society.

Locally Delores served on the Governing Board of WJCT Public Broadcasting from 1996 to 2004 and currently serves on the organization's Honorary Board and its Foundation Board. She is also an Honorary Board Member of Friends of ElderSource and Trustee Emeritus of the United Way of Northeast Florida and supports the Cathedral Arts Project, Inc., Communities in Schools,





Dreams Come True, Ronald McDonald House, The Bridge of Northeast Florida and The Sanctuary on 8th Street as a member of their Advisory Boards. Delores is proud to support and serve on the Leadership Council of the Justice for all Girls Duval County Initiative, a partnership of Children's Campaign, Inc. and NCCD Center for Girls and Young Women.

As a very concerned citizen in regard to public education, she and husband, Wayne, committed \$1.2 million to bring Teach for America to Jacksonville. They are also supporters of KIPP, the Knowledge is Power Project. After a ten-year tenure as a Board of Trustees member of The Community Foundation, Delores serves as a member of its Quality Education for All Forum. She also serves on the Board of Trustees of the newly formed Jacksonville Public Education Fund and has made a five-year commitment of funding for this work to help ensure a quality education for all Duval County children.

Delores is a staunch supporter of the four local domestic violence shelters: Betty Griffin House, Hubbard House, Micah's Place and Quigley House, as well as Planned Parenthood, and is a Founding Member of the Women's Giving Alliance.

She served as Chair of the Delores Barr Weaver Golf Tournament benefiting HabiJax, Jacksonville's affiliate of Habitat for Humanity from 1996-2006. The tournament sponsored 65 houses, representing a cash contribution in excess of \$2.2 million. In addition, Delores is the Founder of FRIENDS of HabiJax. Through the Florida Sales Tax Refund Program to build low-income housing, a total of 25 organizations are designated Charter Members of FRIENDS and together they have sponsored 149 houses with an additional 5 houses by other FRIENDS entities for a total of 154 houses. The golf tournament and FRIENDS

sponsored a total of 219 houses, representing a cash contribution to HabiJax in excess of \$7.9 million. Delores says, "We can build houses for children, but then we must pray they will have a family to make it a home."


Under Delores' guidance, the Weaver Family Foundation has contributed more than \$22.6 million to Jacksonville agencies and organizations, of which \$2M has been contributed to United Way of Northeast Florida. The Weavers also contributed \$1 million to United Way of America for designated programs directed toward Hurricane Katrina Relief.

Nationally, Delores is a member of the Governing Boards of NFL Charities, New York, Taste of the NFL/Hunger Related Events, Minnesota, the Dana-Farber Cancer Institute and the Dana-Farber Marathon Challenge, Boston. Delores and Wayne created the Claudia Adams Barr Program in Basic Cancer Research at the Dana-Farber in memory and honor of her mother who lost her battle with cancer in 1957. Delores refers to cancer as her only known enemy and believes the answer to cures, and the eventual elimination of that dreaded disease, will be found at the workbench of research. The Weavers were instrumental in creating the Marathon Challenge, which provides an opportunity for participants in the Boston Marathon to raise funds for the work of the Barr Program. Since its inception in 1990, the Challenge has raised over \$47 million, with an additional \$4.5 million projected for 2011.

And yes, Delores was a football fan long before the Jaguars; she has not missed a game in the sixteen-year franchise history, for a total of 332, and readily admits she is both nervous and excited on game day. She knows the best is yet to come on both the field of life and the football field.

PETER RACINE

EXECUTIVE DIRECTOR, JAGUARS FOUNDATION



Peter Racine oversees grantmaking and other programs for the Jaguars Foundation, the philanthropic arm of the team. Racine began his career in nonprofit work as a college volunteer at Covenant House's homeless and runaway youth shelter in New York City and went on to help begin Covenant House's programs in Houston, Texas and Toronto, Canada. From 1987 to 1992, he and his spouse Kelly established Covenant House's programs for Honduran street children in Honduras, Central America where he served as Executive Director. He was featured on Dateline-NBC for his work with young glue addicts and in Time Magazine for work on behalf of minors exploited by prostitution rings. Prior to joining the Jaguars Foundation in September of 2000, Racine was Executive Director of the Northeast Florida Exchange Club Center for the Prevention of Child Abuse.

Racine has been a partner in various national and international initiatives, including The Community Partnership for Protecting Children with the Edna McConnell Clark Foundation; Early Childhood Violence Prevention Project with the U. S. Centers for Disease Control and Prevention; Outreach to Urban Street Children with the European Economic Community; the Sports Philanthropy Project with The Robert Wood Johnson Foundation; and Local Initiatives Support Corporation (LISC)-Jacksonville's Neighborhood Revitalization Initiative with The Community Foundation, Jessie Ball duPont Fund and City of Jacksonville.

Racine received his B.A. at Rutgers University in New Jersey, and his M.T.S. at Catholic Theological Union in Chicago. He, his spouse Kelly and daughter Miriam reside in Jacksonville.

FOUNDATION BOARD — Delores Barr Weaver (Chair/CEO), Lawrence J. DuBow (Treasurer), Elizabeth P. Petway, J. Wayne Weaver and Peter M. Racine (ex officio).

COMMUNITY ADVISORY BOARD — The Honorable Brian Davis, Circuit Court Judge, Nassau County; Pamela Y. Paul, Community Volunteer; Melanie Patz, Vice President of Community Impact, United Way of Northeast Florida; and Nina Waters, President, The Community Foundation.

HONOR ROWS VOLUNTEER COMMITTEE — Keri Corey, Richard Feacher, Noah Henderson, J. Greg Hurst, William Keator, Janet Owens, Renzo Sheppard, Kenneth Reddick, and Matthew Schellenberg.

STRAIGHT TALK ADVISORY COMMITTEE — Linda Dinerman, M.D.

FOUNDATION STAFF - Peter M. Racine (Executive Director), Angela Means (Administrative Assistant), Bonita Doll (Executive Assistant to Delores Barr Weaver), Marjorie Marquinez (Straight Talk Consultant), and Samantha Marcalo (UNF Intern).



JAGUARS PARTNERS




J. WAYNE WEAVER



DELORES BARR WEAVER



DERON L. CHERRY



LAWRENCE
(LAURIE) J. DuBOW



PRESTON H. HASKELL



W.A. (SANDY)
McARTHUR



THOMAS F. PETWAY III



DAVID M. SELDIN



RONALD M. WEAVER, SR.

QUALITY EDUCATION FOR ALL
THE KEY TO JACKSONVILLE'S FUTURE



WAYNE WEAVER

CHAIRMAN AND CHIEF EXECUTIVE OFFICER



"One of the things that we're committed to is not only making sure we build a winning football team that will compete at the highest level, but also delivering the best possible experience for our fans coming to the stadium," Wayne Weaver said in looking ahead to the 2011 season. "I really have high hopes for this team, and we have to make sure we deliver an experience you just can't get at home."

The Jaguars began a roster overhaul in 2009, and at the same time the front office has faced challenging economic times with creative marketing and aggressive efforts to grow the fan base and enhance the in-stadium game day experience. One result of these efforts was a reduction in blacked-out home games, from nine in 2009 to none in 2010. Among the Weaver-led initiatives sparking this resurgence have been Team Teal, Teal Deals, and a popular 30/30 Plan for season tickets.

Under Weaver's direction, the Jaguars rank 11th among all 32 NFL teams and sixth in the AFC through the franchise's first 16 seasons. With a regular season record of 133-123 (.520) from 1995-2010, they are one of 15 teams to play in at least 11 postseason games in that time and one of 19 to earn six or more playoff berths.

Last season the Jaguars finished 8-8 and narrowly missed the playoffs after surprising many observers by being a contender through December. The roster overhaul has resulted in 48 current players who were acquired in 2009 and 2010, giving Jacksonville one of the NFL's youngest teams.

The Jacksonville Jaguars' entry into the NFL in 1993 was itself an upset, and what the team accomplished in its first five seasons under the leadership of Weaver was eye-opening. The Jaguars emerged as the most successful expansion franchise in NFL history through the first five seasons, advancing to the playoffs four times with two division titles and two appearances in the AFC Championship game during that time.

Weaver and his partners surprised the football world by winning an NFL expansion franchise for the city of Jacksonville on November 30, 1993. In 1994 Weaver presided over the building of one of the NFL's showpiece stadiums, and in the 1995 inaugural season the expansion team took the field.

In 1996 Weaver saw his young team win seven consecutive late-season games, including two playoff victories in Buffalo and Denver, and advance to within one win of the Super Bowl. That year's playoff victory over the Broncos is still regarded as one of pro football's greatest upsets.

The 1997 Jaguars won 11 games, more than any third-year NFL team had ever won, and in 1998 the Jaguars claimed their first AFC Central division title as the franchise hosted its first-ever home playoff game. In 1999 the Jaguars finished with the NFL's best record, a 14-2 regular season mark, as the team hosted the AFC Championship game in Jacksonville in its fourth straight postseason appearance.

The Jaguars returned to the playoffs under head coach Jack Del Rio in 2005 and 2007, the team's fifth and sixth playoff berths. The 2005 squad posted a 12-4 record before losing in

New England. In 2007 the Jaguars went 11-5 and advanced to the second round of the playoffs after claiming a Wild Card win in Pittsburgh, marking the team's first postseason victory in seven years. That win marked the first time in league history that a visiting team won in Pittsburgh twice in one season. The promising campaign ended, however, the following week in a Divisional Playoff loss to the 16-0 Patriots.

In hosting Super Bowl XXXIX in Jacksonville on February 6, 2005, Weaver put an exclamation point on the first decade of NFL football in Jacksonville. The smallest city to host the league's crown jewel, Jacksonville saw its leaders and citizens rally together to create a successful and memorable Super Bowl experience.

"One of the things that we're committed to is not only making sure we build a winning football team that will compete at the highest level, but also delivering the best possible experience for our fans coming to the stadium," Wayne Weaver said in looking ahead to the 2011 season. "I really have high hopes for this team, and we have to make sure we deliver an experience you just can't get at home."

- Wayne Weaver

A highly successful entrepreneur throughout his business career, Weaver brought with him to Jacksonville great energy, enthusiasm and keen business acumen. He envisioned a model football franchise and a team that would contend for the playoffs in a short time. Weaver serves as the Jaguars' chairman and chief executive officer, overseeing the day-to-day operations of the team while allowing his staff the autonomy to do its jobs. That's the Weaver way, and it has long proven to be a winning way.

But if football is his passion, Weaver also takes pride and joy in his other businesses. He is chairman and the Weaver family is majority owner of Shoe Carnival, Inc., one of the nation's fastest-growing shoe retailers, based in Evansville, Ind. He also serves as chairman and CEO of Liz Claiborne Shoes, a wholesale distributor headquartered in Jacksonville. Previously Weaver was co-owner, president and CEO of Nine West Group, Inc., the leading designer and marketer of women's footwear.

Throughout his business career, Weaver has maintained a commitment to philanthropic endeavors. Since the awarding



of the Jaguars franchise, Wayne and Delores Weaver have focused their charitable efforts through the Weaver Family Foundation and the Jaguars Foundation.

Weaver is a member of four NFL committees, serving as chairman of the Business Ventures Committee while also serving on the Finance, Investment and Compensation Committees. He is past chairman of the Fashion Footwear Association of New York, and also served on the boards of Stein Mart, the Jacksonville Zoo, the Cummer Museum of Art

and Gardens, and the Alliance for World Class Education.

Weaver was born on January 14, 1935 in Columbus, Ga. A high-school graduate, he rose through the ranks of Brown Group, Inc., a major St. Louis-based shoe company. After serving as senior vice president, he departed in 1978 to become president and CEO of Nine West.

Wayne and Delores live in Jacksonville. They have been married for 56 years and have a daughter Leigh, a son Bradley, and two grandchildren, Morgan and Nash.

TEAM TEAL

Team Teal was born in January of 2010 as part of an aggressive civic initiative to help sell out Jaguars home games so they could be televised locally, and to solidify the future of the franchise in Jacksonville. Under the direction of Mayor John Peyton and former Florida Times-Union publisher Carl Cannon, this initiative grew out of the Touchdown Jacksonville: Revive the Pride effort. With former Jaguars star Tony Boselli and business leader Ed Burr also spearheading the effort, Team Teal was launched. Team Teal rallies took place throughout the First Coast area throughout the offseason, and regular meetings were held with Team Teal captains as this grassroots effort grew. Largely as a result of Team Teal efforts, more than 12,000 new season tickets were sold in 2010 while the team saw a renewal rate of 90% by season ticket holders. Among the popular new offerings were the 30/30 Plan, which allowed for a three-year season ticket to be purchased and paid for over 30 months, and Teal Deals, a coupon book featuring area merchants with a total value of more than \$2,000.



Our lineup has the other banks
**shaking in
their loafers**

Strong and stable, EverBank is a financial services leader.
Discover our league-leading lineup of accounts today.

Banking

Accounts with a promise
of high yields, always¹

- ✓ Checking
- ✓ Money Market
- ✓ Savings
- ✓ CDs

Lending

Flexible options for your
mortgage needs

- ✓ Jumbo
- ✓ Fixed rate
- ✓ Adjustable

Investing

Easy ways to diversify
your portfolio

- ✓ Foreign currencies
- ✓ **Non-FDIC insured**
gold & silver accounts²

To apply, call **904.623.EVER** or visit a Financial Center near you.
Our Jacksonville Financial Center locations:

501 Riverside Ave. • 10400-01 San Jose Blvd. • 7749 Normandy Blvd. • 104 New Berlin Rd.

1. EverBank pledges to keep the yield on your account in the top 5% of competitive accounts as measured the last Wednesday of each month in *Bankrate Monitor*, a weekly national survey of large banks and thrifts, surveyed by Bankrate.com. For the Yield Pledge CD this pledge applies at the time of purchase, or when rolling your expiring CD into a new CD with EverBank.
2. EverBank Metals Select products are not deposits of EverBank, are not insured by the FDIC or any other government agency and the value of the holdings are not guaranteed and are subject to significant risk, including the possible loss of principal due to market price movement. Investing in metals involves degrees of risk that make them unsuitable for certain individuals. You should carefully consider the suitability of such metals before making any decision.



JACK DEL RIO

HEAD COACH

NFL: 26TH SEASON

JAGUARS: 9TH SEASON



Jack Del Rio is the seventh-winningest active head coach in the NFL. Now in his ninth year leading the Jaguars, he is one of just four current NFL head coaches who have been with their current team more than eight seasons, joining Bill Belichick, Andy Reid and Marvin Lewis. He is also one of only eight active head coaches with eight or more seasons as an NFL head coach.

2011 is Del Rio's 15th season as an NFL coach and his 26th year in the league. He was named the second head coach in Jaguars history on January 17, 2003. Over the 2003-10 seasons the Jacksonville defense ranks 10th in the NFL in yards allowed (316.9 per game) and seventh in rushing (104.0), while the offense ranks third in rushing yards (130.5) and fourth in fewest turnovers (179) under Del Rio.

"We feel like we have a solid foundation that we are building on," Del Rio said in looking ahead to the 2011 season. "Over the last couple of years we've added some blocks that we have established as our foundation, and with these players we can compete for a division title. We're going to set the bar high and reach for it, demand of ourselves and commit to it."

Del Rio has played for, coached with, and learned from some of the best coaches in all of football. He was recruited to play at Southern California by John Robinson, and in the NFL he played under Bum Phillips, Jim Mora, Frank Ganzs, Jimmy Johnson and Dennis Green.

Among other notable coaches he teamed with during his 11-year NFL playing career are Dom Capers, Dave Campo, Dave Wannstedt, Tony Dungy, Monte Kiffin, Tom Moore, Norv Turner, Butch Davis and Mike Tice. As an assistant coach for six seasons, Del Rio worked on the staffs of Hall of Famer Mike Ditka, Super Bowl participant John Fox and Super Bowl winner Brian Billick. Under Coach Billick, Del Rio worked on defense with current NFL head coaches Marvin Lewis, Mike Smith and Rex Ryan.

Del Rio, 48, has the third-longest playing career among the league's eight current head coaches who played in the NFL. The others are Jim Harbaugh (14 years), Jason Garrett (12), Ron Rivera (11), Gary Kubiak (9), Ken Whisenhunt (9), Leslie Frazier (6) and Sean Payton (1).

Last season, on the strength of the league's third-ranked rushing attack, Del Rio's Jaguars shared first place in the AFC South in five of the final six weeks, marking the latest the team had been in that position since 1999. Three Jaguars were selected for the AFC Pro Bowl squad, the most in ten years, and among the individual team records broken were those for touchdown passes, completion percentage and touchdown receptions. Highlights from the season included five wins in a six-game span from October to December and two final-play home division wins, one on a 59-yard Josh Scobee field goal vs. Indianapolis and later a Hail Mary touchdown completion against Houston.

In 2009 Jacksonville was one of the league's youngest teams, with 32 new players on the roster and a total of 16 rookies by season's end. The team built a 7-5 record by early December and was in playoff contention until the final weekend of the regular season before finishing 7-9. Rookies combined to make 71 starts, the most in team history, and the team was penalized a league-low 70 times, the fewest in franchise history.

In 2008 the Jaguars battled through injuries from the beginning of the season but finished 5-11 despite having just four players start all 16 games, with a total of 15 players on

injured reserve at the end of the year. Among the highlights were early-season wins against Indianapolis, Houston and Denver and a late-season victory against Green Bay.

Under Del Rio the Jaguars posted an 11-5 record in 2007 to earn a second playoff berth in three years, in addition to claiming the franchise's first playoff win since the 1999 season while becoming the first visiting team in NFL history to win in Pittsburgh twice in one season. The offense ranked seventh in the league and scored a team-record 411 points. The offense had a team-record seven games with 400 or more yards while the defense held opponents to 17 points or less than 10 times.

In 2006 the Jaguars were 8-8 as the team finished 5-3 against playoff teams and suffered seven losses by seven points or less. Among the highlights were a team-record 2,541 rushing yards and just 30 sacks allowed on offense, and a 375-yard rushing performance against the Colts - tied for the third-best in NFL history. The defense registered the highest ranking in team history at second overall, made a team-record 20 interceptions, and posted two shutouts.

In 2005, the Jaguars won eight of the last nine regular season games, including four straight on the road, en route to a 12-4 finish and a Wild Card playoff berth. The defense ranked sixth in the league and on offense the team increased scoring by 100 points over the previous year and had a team-record and NFL-low six interceptions thrown.

In 2004 Del Rio posted the team's first winning record in five seasons along with a second-place finish in the division, the team's highest since 1999, in leading the Jaguars to a 9-7 mark. The defense led the league in red zone efficiency and ranked seventh in scoring defense.

In taking over the Jaguars in 2003, Del Rio was the architect of a defense that improved to sixth overall in the NFL and second against the run. He inherited a team that had not been in the top 10 in total defense since 1999 after ranking 20th in 2002. The defense allowed only one 100-yard rusher while the offense gave up just 28 sacks, the fewest in team history, and Fred Taylor rushed for a team-record 1,572 yards. The Jaguars' 5-11 record included six losses by seven points or less.

The immediate improvement on defense was no coincidence as Del Rio took the Carolina Panthers defense from last in the league to second overall as defensive coordinator of the Panthers in 2002. Coming off a 1-15 season, the Panthers led the NFL in fewest rushing yards allowed per attempt and the defense ranked second in fewest yards per play, third down efficiency, and sacks. The Panthers allowed the fifth-fewest points in the league, did not allow a 300-yard passer, and didn't yield a 100-yard rusher until the season finale.

From 1999 to 2001, Del Rio served as linebackers coach for the Baltimore Ravens, helping the team win Super Bowl XXXV over the New York Giants. For those three years, during which the Ravens finished second in total defense three times, Del Rio coached the talented linebacker corps featuring Peter Boulware, Jamie Sharper and Ray Lewis, the NFL's Defensive Player of the Year in 2000 and the MVP of Super Bowl XXXV. During the Ravens' 2000 season, the defense set the NFL 16-game record by allowing only 165 points and recording four shutouts, one shy of the post-1970 record. The group also led the NFL with 49 forced turnovers. In the playoffs, the unit allowed just one touchdown in four games.



Del Rio began his coaching career where he started his playing career – in New Orleans under Ditka. He spent two seasons with the Saints as assistant strength coach in 1997 and linebackers coach in 1998.

Drafted in the third round (68th overall) by the Saints in 1985, Del Rio was named to the NFL's All-Rookie team and earned the Saints' Rookie of the Year award. Following two seasons in New Orleans (1985-86), he played for the Kansas City Chiefs (1987-88), Dallas Cowboys (1989-91) and Minnesota Vikings (1992-95). He led the Vikings in tackles three straight years and played in the Pro Bowl following the 1994 season. Del Rio finished his career with 1,078 tackles, 12 quarterback sacks, 13 interceptions and more than 100 consecutive starts between 1989 and 1994. He went to the playoffs once with the Cowboys and three times with the Vikings.

Del Rio was a four-year starter from 1981-84 at Southern California, where he earned consensus All-America honors as a senior and was runner-up for the Lombardi Award. The Trojans were 30-15-1 during his four seasons, three times ranking in the top 15. He played in the 1982 Fiesta Bowl and was co-MVP of the 1985 Rose Bowl. He led the Trojans in tackles for a loss three years in a row and played in the East-West Shrine Game and the Japan Bowl. Del Rio finished his college career with 340 tackles, 58 tackles for loss, five fumble recoveries and one interception.

Drafted out of high school by the Toronto Blue Jays in 1981, Del Rio batted .340 while playing catcher on Southern California's baseball team in 1983 and '84. He was a teammate of now-retired pitcher Randy Johnson and St. Louis Cardinals batting coach Mark McGwire.

A graduate of Hayward (Calif.) High School, the alma mater of Bill Walsh, Del Rio starred in football, baseball and basketball. He holds a political science degree from the University of Kansas, which he earned while playing for the Chiefs. Born April 4, 1963 in Castro Valley, Calif., he and his wife, Linda, have three daughters, Lauren, Hope and Aubrey, and a son, Luke.

JACK DEL RIO FOUNDATION: Coach Del Rio and his wife Linda, established the Jack Del Rio Foundation in June of 2008. The goal of the foundation is to help improve the lives of children in Northeast Florida by assisting programs that aid in the development, education and enrichment of our youth. The Foundation has been heavily involved with children from the Naval Station Mayport as part of the "Jack's Pack" program. Del Rio and the staff at NS selected 25 children, boys and girls, to participate in its inaugural year. Each participant had a parent who is active duty Navy stationed at NS Mayport. The foundation held an event each month and included dinner at Maggiano's in the St. Johns Town Center, a tour of the North Florida campus and a behind the scenes tour of EverBank Field. The foundation also operated the inaugural "Ready, Sweat, Go" program at NS Mayport in 2010 to motivate elementary and middle school children to live an active, healthy lifestyle. In 2011, the foundation purchased 100 backpacks and filled them full of school supplies for the Hayward High School football team.

The Foundation and Winn-Dixie hosted a special holiday event for 25 children from the Police Athletic League in December of 2010. The children enjoyed lunch and received a gift certificate for groceries from the store. Following lunch, the group was treated to a shopping spree at a local sporting goods store.

Del Rio announced in 2010 the Foundation was pledging \$80,000 for support of the Keeping Young Athletes in the Game initiative in partnership with Wolfson Children's Hospital and the Jacksonville Sports Medicine program. The program was designed to provide optimum sports safety for inner city youth and to encourage youth to pursue sports activities, maintain a

high level of physical fitness and experience the personal development through sports that builds character, self discipline and leadership.

In 2008, the Jack Del Rio Foundation hosted a celebrity golf tournament that took place at TPC Sawgrass. Proceeds from the event resulted in grants awards to Seamark Ranch, Big Brothers Big Sisters, Cathedral Arts Project, and the Community Asthma Partnership at Wolfson Children's Hospital. The foundation also hosted four Dance Trance fitness classes with all proceeds going to Seamark Ranch, Big Brothers Big Sisters, the Cathedral Arts Project and the American Cancer Society's R.O.C.K. program. More information about the foundation is available at www.jackdelrio.com.

PHILANTHROPY: In addition to the work of their foundation, the Del Rio family has been extremely active in Jacksonville since arriving in 2003 and has been instrumental in raising and distributing money for numerous organizations. Linda Del Rio, assisted by several Jaguar wives, raised funds for the Seamark Ranch through sales of the JagNet Cookbook and through the Jack Del Rio Charity Golf Classic. Other organizations and events the family has supported through the years includes the American Cancer Society, Police Athletic League, Freedom Alliance Fund, Wolfson Children's Hospital, St. Jude Children's Hospital, St. Vincent's Hospital, Leukemia Lymphoma Society, Families First, The Salvation Army, Cystic Fibrosis, The Ronald McDonald House, Devereaux Day School, St. Catherine Labourer Manor, Hubbard House, the Cathedral Arts Project, Catholic Charities and the Women's Help Center. Coach Del Rio has also participated in the Murray Brothers Caddyshack Charity Golf Tournament in St. Augustine to benefit St. Vincent's Foundation Mobile Health Outreach Ministry and Brave Kids and has served as a member of the University of North Florida Brooks College of Health Dean's Council.



Something Greater Than Self.

Recently, the Del Rios have become very involved with Comunita Cenacolo in St. Augustine, a group home for men and women who learn how to live life addiction free through prayer, hard work and solid family life.

In addition to local organizations, Del Rio supports numerous charities in New Orleans, LA, where he spent time as a player and coach for the Saints and in his hometown of Hayward, CA. Coach Del Rio serves as honorary chairman for the Hayward High Football Alumni Golf Tournament, an effort headed by a group of former Hayward High School players for the purpose of supporting the academic and athletic development of the young men. The group has raised funds to pay for a new weight room, training room, uniforms and team travel to road games. The group also supports the academic development of members of the football team through the establishment of a study hall and tutoring program. New in 2011, the group awarded scholarship grants to two college bound Hayward High football players.

HONORS: In January of 2010 Del Rio was awarded the NCAA Silver Anniversary Award. This honor is given each year to six former student-athletes on the 25th anniversary of their college graduation who have achieved personal distinction in their post-collegiate lives and careers.

BACKGROUND: College: Linebacker, Southern California 1981-84. Pro Career: Linebacker, New Orleans Saints 1985-86, Kansas City Chiefs 1987-88, Dallas Cowboys 1989-91, Minnesota Vikings 1992-95. Pro coach: New Orleans Saints 1997-98, Baltimore Ravens 1999-2001, Carolina Panthers 2002, Jacksonville Jaguars (head coach) 2003-11.

**DIRK KOETTER**
OFFENSIVE COORDINATOR**NFL: 5TH SEASON****JAGUARS: 5TH SEASON**

Dirk Koetter is in his fifth season as the Jaguars offensive coordinator. Known for his expertise of the passing offense, Koetter has 29 years of coaching experience including 22 at the collegiate level and nine as a college head coach. Prior to joining the Jaguars Koetter served as head coach at Boise State and Arizona State.

Through Koetter's first four years with the Jaguars (2007-10) the team's offense ranks 13th in the NFL in total yards (338.6 per game), sixth in rushing (134.2), fifth in third-down conversions (43.0%), fifth in average per rush (4.5), ninth in fewest giveaways (101) and fifth with only 52 interceptions thrown.

From 2002-06, the Jaguars did not have an offensive player voted to the Pro Bowl. In just four seasons, Koetter has coached four different players who have earned a total of five Pro Bowl selections during his stint as offensive coordinator. Running back Maurice Jones-Drew and tight end Mercedes Lewis were both named to the Pro Bowl in 2010.

In four seasons under Koetter, the Jaguars have produced 400-plus yards of offense in 14 games. Prior to 2007 the Jaguars had only nine games in 12 seasons with 400-plus yards. The Jaguars have compiled two of the three highest rushing totals in franchise history under Koetter and have ranked in the top 10 among NFL teams in rushing three of the last four seasons.

In his first season with the Jaguars, Koetter directed a record-breaking season by the offense as the unit set franchise records for points (411, 25.7 avg.), touchdowns (50), touchdown passes (28) and yards per play (5.6). The Jaguars ranked seventh in the NFL in offense (357.4), tied for the second-highest ranking in franchise history, totaled 400-plus yards in a team-record seven games and scored 24 or more points in 10 consecutive games for the first time in team history. Quarterback David Garrard in his first season as the starter ranked third in the NFL with a 102.2 passer rating and threw an NFL-low three interceptions. Garrard threw for a career-high 3,620 yards in 2008 including the first two 300-yard games of his career and set the single-season franchise record with 23 touchdown passes in 2010 despite missing two games.

Koetter led Arizona State to four bowl games in his six seasons and finished with a 40-34 record. While also serving as offensive coordinator, Koetter helped the Sun Devils average nearly 30 points per game over six seasons and the team was ranked in the top 20 in the nation in passing offense in five of his six seasons.

Koetter molded Arizona State's all-time leading passer in

Andrew Walter, its top career receiver in Derek Hagan and the top tight end in school history in Zach Miller. Walter, who played his final three seasons under Koetter, left as the Pac-10's career leader for touchdown passes with 85, surpassing John Elway who threw for 77 touchdowns at Stanford from 1979-82. Hagan, who was a third-round draft pick of the Miami Dolphins in 2006, finished with a school-record 14 100-yard receiving games. Miller finished the 2006 season as the school's all-time leader in receptions and receiving yards for a tight end and was one of three finalists for the John Mackey Award.

In 2005, ASU finished second in the nation in total offense, averaging 519.1 yards per game and third in the nation with 373.4 passing yards per game. In 2004, Koetter led ASU to a 9-3 record and finished the season ranked 19th in the Associated Press Poll. After finishing 4-7 in his first season at ASU, Koetter directed the program to an 8-6 mark in 2002 and a berth in the Holiday Bowl.

Prior to taking over ASU, Koetter spent three seasons as head coach at Boise State where he compiled a 26-10 mark and two consecutive bowl victories. He was a two-time Big West Coach of the Year honoree and two-time conference champion.

A native of Pocatello, Idaho, Koetter played four seasons at Idaho State (1978-81) as the team won a Division I-AA national championship. He graduated in 1981 with a bachelor's degree in physical education and earned a master's degree the following year in athletic administration. Following his graduation, he became head coach at age 23 at Highland High School, where he compiled a career record of 19-4 and won the 1984 state championship.

Koetter spent the 1985 season as offensive coordinator at San Francisco State and from 1986-88 as offensive coordinator and quarterbacks coach at the University of Texas El-Paso. Prior to taking over at Boise State, Koetter served as offensive coordinator/quarterbacks coach at Missouri from 1989-93 and offensive coordinator at Boston College (1994-95) and Oregon (1996-97).

Koetter, 52, and his wife, Kim, have two daughters, Kaylee and Kendra, and two sons, Derek and Davis.

COACHING BACKGROUND: San Francisco State 1985, Texas-El Paso 1986-88, Missouri 1989-93, Boston College 1994-95, Oregon 1996-97, Boise State (head coach) 1998-2000, Arizona State (head coach) 2001-06, Jacksonville Jaguars 2007-11.

LARGEST COMEBACK WINS IN JAGUARS HISTORY

The Jaguars have won nine regular season games and one postseason game after trailing by double-digits:

LARGEST COMEBACK WINS

- 15 points, 11/24/96 at BAL, trailed 25-10 4th quarter, won 28-25 OT
- 14 points, 11/10/96 vs. BAL, trailed 17-3 3rd quarter, won 30-27
- 14 points, 12/13/99 vs. DEN, trailed 14-0 1st quarter, won 27-24
- 13 points, 11/9/03 vs. IND, trailed 20-7 at half, won 28-23
- 12 points, 9/27/98 at TEN, trailed 19-7 2nd quarter, won 27-22
- 11 points, 10/13/96 vs. NYJ, trailed 14-3 2nd quarter, won 21-17
- 11 points, 11/30/97 vs. BAL, trailed 14-3 2nd quarter, won 29-27
- 10 points, 11/28/99 at BAL, trailed 10-0 1st quarter, won 30-23
- 10 points, 9/10/06 vs. DAL, trailed 10-0 1st quarter, won 24-17

LARGEST COMEBACK WINS, POSTSEASON

- 12 points, 1/4/97 at DEN, trailed 12-0 1st quarter, won 30-27

**MEL TUCKER**
DEFENSIVE COORDINATOR**NFL: 7TH SEASON****JAGUARS: 3RD SEASON**

Now in his 15th year of coaching and his seventh in the NFL, Mel Tucker joined the Jaguars coaching staff on January 24, 2009. He is in his third season as defensive coordinator for the Jaguars.

Last year Tucker oversaw a defense that utilized eight different starting combinations in the first nine weeks. Just five players started all 16 games on defense, and nine different players made starts in the secondary over the course of the season. Despite the turnover, the defense improved in sack production, from 14 the year before to 26.

In 2009 Tucker's defense saw 21 different players make starts including four rookies. Among those rookies were two 16-game starters who were drafted in the third round in cornerback Derek Cox and defensive tackle Terrance Knighton. The defensive unit had the same starting lineup in consecutive games only once in 2009.

Tucker coached for four seasons with the Cleveland Browns (2005-08), serving as defensive backs coach for three seasons before being promoted to defensive coordinator in 2008. Under Tucker's guidance the Browns ranked fifth in the NFL from 2005-08 with 73 interceptions and allowed the fourth-fewest completions of 25-plus yards (78).

The 2008 Browns defense ranked 14th in NFL pass defense (204.6) and tied for third with 23 interceptions. The defense finished with 31 takeaways, tied for the third-most in the NFL. Tucker was responsible for the development of two young safeties in 2007 in Sean Jones and Brodney Pool, and two rookie cornerbacks who made an immediate impact. 2007 second-round pick Eric Wright tied for sixth in the NFL in 2008 with five interceptions while Jones had four interceptions.

In 2006 the Browns secondary was depleted by injuries, yet



ranked 15th in the NFL in pass defense. The unit lost starts Devon McCutcheon in training camp and Gary Baxter in week seven, and Leigh Bodden missed seven games. Jones and Daven Holly tied for the team lead with five interceptions apiece. In his first season with the Browns, Tucker's secondary unit ranked fourth in the NFL in pass defense.

Prior to joining the Browns, Tucker spent eight seasons coaching on the collegiate level. He spent four seasons on Jim Tressel's staff at Ohio State, coaching defensive backs and serving as co-defensive coordinator during the 2004 season. Two of Tucker's Ohio State players, strong safeties Michael Doss and Will Allen, earned first-team All-America honors, while cornerback Chris Gamble was a second-team All-America selection.

Tucker, 39, began his coaching career at Michigan State as a graduate assistant under Nick Saban from 1997-98. He spent the 1999 season as defensive backs coach at Miami (Ohio) before serving in the same capacity at Louisiana State in 2000 under Saban.

Tucker was a standout basketball and football player at Cleveland Heights High School. He was a four-year letterman as a defensive back at the University of Wisconsin (1992-95), graduating in 1995 with a degree in agricultural business management. Tucker and his wife, Jo-Ellyn, have two sons, Joseph and Christian.

COACHING BACKGROUND: Michigan State 1997-98, Miami (Ohio) 1999, Louisiana State 2000, Ohio State 2001-04, Cleveland Browns 2005-08, Jacksonville Jaguars 2009-11.

RUSS PURNELL
SPECIAL TEAMS COORDINATOR**NFL: 26TH SEASON****JAGUARS: 3RD SEASON**

Russ Purnell is a veteran of 25 years as an NFL coach. Now in his third season as the Jaguars special teams coordinator, Purnell joined the Jaguars staff on January 24, 2009. He is a 39-year veteran of coaching, including 16 seasons at the high school and collegiate levels.

In 2010 the Jaguars' special teams ranked among the best in the league, highlighted by Montell Owens' selection as the AFC special teamer for the Pro Bowl. Owens is joined on the special teams units by three-time Pro Bowler Kassim Osgood, who was the first alternate last season.

The special teams unit yielded the fourth-lowest punt return average in the NFL in 2010 at 6.5 yards and did not allow a return longer than 13 yards for the second straight season. Adam Podlesh posted a team-record 39.2-yard net punting average which ranked fifth in the NFL, while rookie kick returner Deji Karim averaged 25.0 yards on 50 kickoff returns and Mike Thomas posted a 10.5-yard average on punt returns.

In 2009 the Jaguars finished as the NFL leader in opponent punt return average for the first time, with an average of 4.2 yards, and did not yield a punt return of more than 13 yards all season. Owens tied the team record with a career-high 30 special teams tackles.

Purnell has won a Super Bowl with two teams as he did so with Indianapolis in 2006 and Baltimore in 2000. Purnell has

coached seven players who earned Pro Bowl honors: Montell Owens, Jacksonville, 2010; Mike Vanderjagt, Indianapolis, 2003; Jermaine Lewis, Baltimore, 2001; Matt Stover, Baltimore, 2000; Craig Hentrich, Tennessee, 1998; John Henry Mills, Houston, 1996; Rick Tuten, Seattle, 1994. Purnell and Jaguars head coach Jack Del Rio served on the same staff in Baltimore from 1999-2001.

Purnell served as special teams coach for the Indianapolis Colts under Tony Dungy from 2002-08. In 2008 Colts kicker Adam Vinatieri connected on 20 of 25 field goals and produced a 13th consecutive 100-plus point season while Punter Hunter Smith recorded 23 punts inside the 20. In 2007 T.J. Rushing tied the franchise record with a 90-yard punt return touchdown. In 2006 Vinatieri hit 25 of 28 field goals and all 38 PATs for 113 points.

The Colts kickoff return unit ranked 8th in the NFL in 2004, and in 2005 the team's coverage units ranked 5th in kickoff return average and seventh in punt return average. Under Purnell's guidance, kicker Mike Vanderjagt (217/248, 87.5 pct.) became the most accurate field goal kicker in NFL history, and he set the NFL record with 42 consecutive field goals from 2002-04. In hitting all 37 field goal attempts in 2003, Vanderjagt posted only the fourth perfect season in NFL history while earning his





first Pro Bowl bid. Vanderjagt earned the Pro Football Weekly Golden Toe Award, the third time in Purnell's career he tutored the award's winner (Tuten, Seattle, 1994; Stover, Baltimore, 2000).

Prior to joining the Colts, Purnell spent three seasons with the Baltimore Ravens as special teams coordinator. Under Purnell's leadership kicker Matt Stover made the Pro Bowl in 2000, while kick returner Jermaine Lewis was tabbed for the honor in 2001. Stover connected on 93 of 107 field goals from 1999-2001, an 86.9% conversation rate. Lewis had an 84-yard kickoff return for a touchdown in the Super Bowl XXXV win against the New York Giants. Punter Kyle Richardson led the NFL in punts inside the 20 in 1999 and 2000. Baltimore led the NFL with a 14.8-yard punt return average in 2000, while Lewis (36-16.1 avg.) had the highest seasonal average for any player with 30-plus returns in NFL history and had two returns for touchdowns against the New York Jets.

Purnell spent four seasons (1995-98) with the Houston/Tennessee Oilers after serving nine seasons (1986-94) with the Seattle Seahawks. With Seattle, Purnell was tight ends/assis-

sant special teams coach in 1987 before taking over the special teams and tight ends in 1992.

Purnell began his coaching career at Corona del Mar High School in 1972 and coached at Edison High from 1973-81. He joined the Southern California staff as special teams and tight ends coach from 1982-85.

Earlier this year Purnell was inducted into the California Community Colleges Football Coaches Association Hall of Fame.

Purnell played center at Orange Coast Junior College (1966-67) and transferred to Whittier College (1968-69) where he graduated with a business degree and served as a graduate assistant from 1970-71. Purnell was born in Chicago, Ill. He and his wife, Jill, have three children: Timothy and twins Erin and Jonathan.

COACHING BACKGROUND: Corona del Mar High School 1972, Edison High School 1973-81, Southern California 1982-85, Seattle Seahawks 1986-1994, Houston/Tennessee Oilers 1995-98, Baltimore Ravens 1999-2001, Indianapolis Colts 2002-08, Jacksonville Jaguars 2009-11.

CRAIG AUKERMAN

DEFENSIVE STAFF ASSISTANT

NFL: 2ND SEASON

JAGUARS: 1ST SEASON

Craig Aukerman is in his first season on the Jaguars staff and his 12th year of coaching. He entered the NFL in 2010 when he served as defensive assistant on the Denver Broncos coaching staff.

Aukerman's coaching career includes a decade at the collegiate level with seven seasons in the Mid-American Conference. He spent the 2009 season coaching linebackers for Kent State, which led all MAC defenses in red zone scoring that year.

The previous four seasons Aukerman coached linebackers at Miami (Ohio) in his second stint at the school. He previously spent the 2001-02 seasons as a graduate assistant at Miami. He returned for the 2005-08 seasons to coach linebackers in addition to serving as co-special teams coordinator the last two years. While at Miami he coached three linebackers who were on the Butkus Award watch list, marking the first time in the history of the Butkus Award that one school had all three of its linebackers named in one season.


From 2003-04 Aukerman coached linebackers at Western

Kentucky. He served as outside linebackers coach in 2003 and was special teams coordinator as well as inside linebackers coach in his second season there. That year the NCAA Division I-AA team was recognized in the top 11 national rankings by ESPN and USA Today.

Aukerman began his coaching career in 2000 at his alma mater, Findlay, as wide receivers coach. That followed his successful playing career as a defensive back, wide receiver and special teams player there from 1995-98. He was twice named to the NAIA All-America team, and was graduated in 1999 with a degree in Elementary Education.

Aukerman and his wife, Summer, live in Jacksonville with their two sons, Cayden and Bryce.

COACHING BACKGROUND: Findlay 2000, Miami (Ohio) 2001-02, 2005-08, Western Kentucky 2003-04, Kent State 2009, Denver Broncos 2010, Jacksonville Jaguars 2011.



WHAT TO LOOK FOR IN 2011

What to look for in 2011:

- RB Maurice Jones-Drew needs eight touchdowns to break the team record held by Fred Taylor (70). Jones-Drew also needs nine rushing touchdowns to break Taylor's team record (62).
- Jones-Drew needs 263 receiving yards to have the most by a RB in franchise history.
- Jones-Drew needs 1,300 rushing yards to become the first RB in franchise history to accomplish the feat in three consecutive seasons.
- PK Josh Scobee needs 103 points to break the team record held by Mike Hollis (764). Scobee also needs 32 field goals to break Hollis' team record (175).
- TE Mercedes Lewis needs 277 receiving yards to break the team record for tight ends held by Kyle Brady (2,500).
- C Brad Meester needs to play in 11 games to break the team record held by Jimmy Smith (171). Meester by playing in 2011, will become the first player in team history to play in 12 seasons, breaking the tie he shares with Jimmy Smith and Fred Taylor (11).
- QB David Garrard needs 3,500 passing yards to become the only QB in franchise history to accomplish the feat in three different seasons.

**BRANDON BLANEY**
DEFENSIVE QUALITY CONTROL COACH**NFL: 1ST SEASON****JAGUARS: 1ST SEASON**

Brandon Blaney is in his first season with the Jaguars following eight years on the coaching staff at the University of Kansas. Blaney is a veteran of 15 seasons coaching at the collegiate level.

During his eight seasons at Kansas Blaney served as recruiting coordinator as well as assistant offensive line coach and tight ends coach under head coach Mark Mangino. One of his players, tight end Derek Fine, was a fourth-round draft choice of the Buffalo Bills in 2008. As recruiting coordinator Blaney led and organized all recruiting efforts across the country.

Prior to his stint at Kansas, Blaney was on the staffs of two college teams that won national championships. He served four years (1995-98) at Youngstown State, his alma mater,

which won the NCAA Division I-AA national championship in 1997. Blaney then coached at Oklahoma (1999-2000), which went undefeated and won the national championship in 2000. In 2001 he was a graduate assistant under head coach Jim Tressel at Ohio State.

Blaney attended Youngstown State and graduated in 1999 with a degree in education. He, his wife Sarah and their son Max live in Jacksonville.

COACHING BACKGROUND: Youngstown State 1995-98, Oklahoma 1999-2000, Ohio State 2001, Kansas 2002-09, Jacksonville Jaguars 2011.

**ROB BORAS**
TIGHT ENDS COACH**NFL: 8TH SEASON****JAGUARS: 2ND SEASON**

Rob Boras is in his second season as the Jaguars tight ends coach and his eighth year in the NFL. He joined the Jaguars in February of 2010 and has 19 years of coaching experience including seven in the NFL and 12 at the college level.

Under Boras the Jaguars tight ends group had its best season in 2010, highlighted by Mercedes Lewis' selection to his first Pro Bowl. Lewis turned in a career-high 58 receptions for 700 yards and a team-record-tying 10 TD catches. As a group the tight ends caught 82 passes for 943 yards and 11 TDs, and the unit's blocking was a factor in the Jaguars rushing attack which ranked third in the NFL.

Prior to the Jaguars Boras spent six seasons (2004-09) with the Chicago Bears as tight ends coach. The Bears' 2009 tight ends led the NFL in touchdown receptions with 13 (Greg Olsen 8, Kellen Davis 3, Desmond Clark 2). Olsen led the Bears in 2009 with 60 receptions for 612 yards and eight touchdowns, and he also led the team in touchdown receptions in 2008 with five.

In 2008, Olsen and Desmond Clark accounted for 95 receptions, the most catches in a single season for a Bears tight end unit in team history. The 95 receptions were the fifth-most in the NFL among tight end units. In addition, the duo recorded 300-plus receiving yards for the second consecutive season, only the second tight end duo in franchise history to accomplish the feat.

Prior to his time in Chicago, Boras spent five seasons (1999-2003) at Nevada-Las Vegas under head coach John Robinson including three seasons as offensive coordinator. During his tenure with the Rebels the school ranked among the nation's leaders in rushing offense, finishing 15th in 2002, 16th in 2001

and 13th in 2000. During a three-year span from 2000-02, the Rebels recorded 28 individual 100-yard rushing games in a 34-game stretch. Boras served as offensive line coach for five seasons and directed a group that allowed only 12 sacks in 2001 and paved the way for a 1,000-yard rusher in consecutive seasons for the first time since 1973-74.

A native of Glen Ellyn, Ill., Boras, 40, spent one season as head coach at NCAA Division III Benedictine University in Lisle, Ill. He also spent time at Texas (1994-97) in various capacities when the school earned trips to three bowl games and was Big 12 champion in 1996. He began as a graduate assistant with the Longhorns, working with the offensive line before serving as tight ends coach (1995), special assistant to the team (1996) and tight ends coach/special teams assistant (1997).

Boras played center at DePauw University in Greencastle, Ind. from 1988-91. He began his coaching career overseeing the offensive line at his alma mater following his graduation with a degree in political science in 1992. He later earned a master's degree in sports management from Indiana State University. Boras and his wife, Amy, have three children, son Jackson and daughters Abigail and Ainsley.

COACHING BACKGROUND: DePauw 1992-93, Texas 1994-97, Benedictine (head coach) 1998, Nevada-Las Vegas 1999-2003, Chicago Bears 2004-09, Jacksonville Jaguars 2010-11.





EARNEST BYNER

RUNNING BACKS COACH

NFL: 28TH SEASON

JAGUARS: 2ND SEASON

Now in his 28th year in the NFL and his eighth in coaching, Earnest Byner is in his second season as the Jaguars running backs coach. Byner played 14 seasons at running back in the league for the Cleveland Browns, Washington Redskins and Baltimore Ravens.

Last season the Jaguars ranked third in the NFL in rushing, averaging 149.7 yards per game, and their 4.7 yards-per-attempt ranked fifth in the league. Byner helped Maurice Jones-Drew earn his second consecutive Pro Bowl berth after Jones-Drew rushed for 1,324 yards in just 14 games, including six consecutive 100-yard outings, and ranked seventh in the NFL in yards from scrimmage.

Byner, 48, previously served as running backs coach for the Tennessee Titans from 2008-09. Under Byner's tutelage, Titans running back Chris Johnson became the sixth player in NFL history to rush for 2,000 yards (2,006) and broke the yards from scrimmage record (2,509) previously held by Marshall Faulk. Johnson, the NFL Offensive Player of the Year in 2009, rushed for 100 yards in 11 consecutive games, tying Marcus Allen for the second-longest streak in NFL history (Barry Sanders, 14 in 1997).

In 2008 Johnson blossomed as a rookie with 1,228 yards while earning Pro Bowl and All-Rookie honors, and LenDale White ranked third in the NFL with 15 rushing touchdowns.

Prior to joining the Titans, Byner spent four seasons with the Washington Redskins as running backs coach from 2004-07. In each of his four seasons, a Redskins running back rushed for at least 1,100 yards. Clinton Portis totaled 4,616 yards and 34 touchdowns during Byner's tenure.



Following his retirement from a 14-year NFL playing career, Byner joined the Ravens as the club's director of player development while also assisting the personnel and coaching departments from 1998-2004.

Byner was originally a 10th-round draft pick by the Cleveland Browns in 1984 and spent time with the Browns (1984-88, 1994-95), Redskins (1989-93) and Baltimore Ravens (1996-97). He registered 8,261 rushing yards, 56 touchdowns and was named to two Pro Bowls (1990-91). When he retired he ranked 16th in NFL history in career rushing yards.

During his career, Byner earned a number of honors, including being named one of the 70 all-time greatest Redskins in 2002, induction into the Ravens Ring of Honor, the Ed Block Courage Award in 1986, the 1996 NFL Extra Effort Award, the NFLPA Unsung Hero Award in 1997 and the Ravens Man of the Year Award in 1997.

A native of Milledgeville, Ga., Byner was a standout running back at East Carolina (1980-83) where he graduated with a degree in exercise science. He rushed for 2,049 yards and 11 touchdowns and is a member of the school's Sports Hall of Fame.

Byner and his wife have four daughters.

COACHING BACKGROUND: Washington Redskins 2004-07, Tennessee Titans 2008-09, Jacksonville Jaguars 2010-11.

JOHNNY COX

WIDE RECEIVERS COACH

NFL: 4TH SEASON

JAGUARS: 3RD SEASON

Johnny Cox is in his first season as the Jaguars wide receivers coach and his third year on the staff. He served as quality control/offense coach the previous two seasons. Cox joined the Jaguars coaching staff in 2009 after spending the 2008 season with the Tampa Bay Buccaneers as defensive quality control coach. Previously Cox coached for 14 years at the college and high school levels.

Cox served as wide receivers coach and special teams coordinator at Holy Cross in 2007 after spending four seasons (2003-06) as head coach at Putnam High School in Milwaukie, Oregon. Cox led the school to its first winning record in 20 years in 2006.


Cox also spent three seasons (2000-02) as wide receivers coach at North Dakota State University. In the 2002 season he helped lead the Bison to the semifinals of the NCAA Division II playoffs. In the summer of 2002, Cox served a minority coaching internship under head coach Marty Schottenheimer with the San Diego Chargers, where he worked with the wide receivers.

In 1999 Cox served as offensive coordinator at Fort Lewis

College, his alma mater. He also spent time as a graduate assistant at the University of Texas (1997-98) and North Dakota State (1996). He began his coaching career at Fort Lewis College as secondary coach in 1994 before serving the 1995 season as assistant coach at Overland High School in Aurora, Co.

Cox, 39, was a two-time first-team Division II All-America wide receiver at Fort Lewis College from 1990-93 and was named the 1993 Rocky Mountain Athletic Conference Player of the Year. He received his bachelor's degree in 1994 and received his master's degree from the University of Texas in 2000. He and his wife Deb and daughter Reisa live in Jacksonville.

COACHING BACKGROUND: Fort Lewis 1994, 1999, Overland High School 1995, North Dakota State 1996, 2000-02, Texas 1997-98, Rex Putnam High School 2003-06, Holy Cross 2007, Tampa Bay Buccaneers 2008, Jacksonville Jaguars 2009-11.





JOE CULLEN

DEFENSIVE LINE COACH

NFL: 5TH SEASON

JAGUARS: 2ND SEASON

Joe Cullen is in his second season as Jaguars defensive line coach. Now in his fifth NFL season, Cullen has 21 years of coaching experience including 17 on the collegiate level.

Cullen is charged with developing the defensive line, which improved in sack production to 26 last season after registering just 14 the previous year. The Jaguars defensive linemen combined for 20.5 sacks which ranked fifth in the AFC. Among his troops are veteran defensive end Aaron Kampman and a host of young and promising players including recent draft picks Terrance Knighton, Tyson Alualu, Larry Hart and Austen Lane. Alualu was named to several all-rookie teams after starting all 16 games as a rookie.

Prior to the Jaguars Cullen served as defensive line coach at Idaho State in 2009, but he spent three seasons (2006-08) before that with the Detroit Lions as defensive line coach. Under his direction, the Lions finished 10th in the NFL in 2008 in sacks per pass attempt and finished in the top 10 for the second straight season in sacks. Rookie defensive end Cliff Avril led all first-year players in sacks with six and in forced fumbles with four.

In 2007 the Detroit defensive line improved from 24th to ninth in the NFL in sacks as the unit registered 28.5, seventh in the league. Three different linemen had career-highs in sacks. During that time Cullen instituted the "Joe Cullen Big Man Camp" for linemen in the Detroit inner-city area.

Before his one season at Idaho State Cullen spent 16 seasons on the collegiate level as an assistant coach. He was part of Ron Zook's first staff at Illinois in 2005 as a defensive assistant. He was on the Indiana staff for three seasons (2002-04) including the last season as defensive coordinator when the Hoosiers knocked off two ranked

teams in the same season for the first time in 16 years. Cullen spent the 2001 season at Memphis as defensive line coach.

Cullen, 43, spent eight seasons (1992-98, 2000) at Richmond including three as defensive coordinator. He was promoted from defensive line coach to defensive coordinator in 1997 and spent two seasons leading the unit. Following a year at Louisiana State he returned to Richmond to lead the defense in 2000. The Spiders led the Atlantic 10 in total defense in all three seasons Cullen served as defensive coordinator. In 2000 the unit ranked fourth nationally in rushing defense and 14th in scoring defense despite playing the nation's toughest schedule.

In 1998, the club finished 9-2 and won the Atlantic 10 title and advanced to the NCAA playoffs. He left in 2000 to coach the defensive line at Louisiana State but returned in 2000 to help lead the Spiders to a 10-3 record and an appearance in the NCAA quarterfinals.

Cullen played nose guard at the University of Massachusetts from 1986-89, earning All-Yankee Conference honors three times. He later began his coaching career overseeing the defensive line at his alma mater from 1990-91. He earned his bachelor's degree in sports management and has earned credits toward a master's degree at both Illinois and Richmond.

COACHING BACKGROUND: Massachusetts 1990-91, Richmond 1992-98, 2000, Louisiana State 1999, Memphis 2001, Indiana 2002-04, Illinois 2005, Detroit Lions 2006-08, Idaho State 2009, Jacksonville Jaguars 2010-11.



MARK DUFFNER

LINEBACKERS COACH

NFL: 15TH SEASON

JAGUARS: 6TH SEASON

Now in his 37th year in coaching, Mark Duffner is in his sixth season as the linebackers coach for the Jaguars. Duffner joined the Jacksonville staff in 2006 following three seasons in the same capacity for the Green Bay Packers. This is Duffner's 15th season in the NFL, and he previously served 22 years coaching on the college level including 11 seasons as a head coach.

Duffner has been a major force in the development of the Jaguars' young linebackers. Daryl Smith, who broke the team record for career tackles last year with 918, led the team in 2009 and 2010 in tackles. He has emerged as one of the NFL's most consistent linebackers while starting 106 of 108 career games, and has surpassed 100 tackles in six straight seasons.

While with the Packers Duffner helped develop 2003 first-round draft pick Nick Barnett. Green Bay's defense finished the 2005 season as the seventh-ranked defense in the NFL (1st against the pass) and Barnett set the team record with 194 tackles and became the first Packer to lead the team in tackles for three consecutive seasons. In 2004 the Packers defense led the NFL in red zone defense, allowing only five conversions in 21 third-down attempts.

Duffner entered the NFL coaching ranks with the Cincinnati Bengals, where he spent six seasons as linebackers coach (1997-2000) and defensive coordinator (2001-02). In 2001 the Bengals defense allowed the unit's fewest points since 1989 and fewest yards per game since 1983. In addition, the defense set a franchise single-season record for sacks that year with 48.

Prior to joining the Bengals staff, Duffner was head coach at the University of Maryland from 1992-96. He posted a 20-35 overall record that included an 11-11 mark over his final two seasons, the school's best

two-season record since 1984-85. Duffner helped the Terps achieve their first national ranking in nine years when the club ranked as high as No. 17 in 1995. In addition to the success on the field, Duffner improved Maryland's player graduation rate, with three classes in a row ranking among the nation's best (1994-96).

Duffner also served as head coach at The College of Holy Cross (1986-91) where he compiled a 60-5-1 mark that included two 11-0 seasons (1987, 1991) during his six years. He was named national coach of the year five times while at Holy Cross and 'New England Coach of the Year' five times, and his 1987 Holy Cross team was ranked No. 1 in the nation in Division I-AA by the Associated Press. Duffner initially served as defensive coordinator at the school from 1981-1985. He was inducted into the College of the Holy Cross Athletic Hall of Fame in May of 2008.

Duffner's coaching career began as a graduate assistant under Woody Hayes at Ohio State (1975-76) where he earned a master's degree before serving as defensive coordinator at the University of Cincinnati (1977-80).

Duffner played defensive line at William & Mary (1972-74) and was later inducted into the school's Hall of Fame in 1990. He and his wife, Kathy, have three children, daughters Christina and Carolyn and son John.

COACHING BACKGROUND: Ohio State 1975-76, Cincinnati 1977-80, Holy Cross, 1981-91 (head coach 1986-91), Maryland (head coach) 1992-96, Cincinnati Bengals 1997-2002, Green Bay Packers 2003-05, Jacksonville Jaguars 2006-11.





JASON GEORGE

ASST. STRENGTH & CONDITIONING COACH

NFL: 3RD SEASON JAGUARS: 3RD SEASON

Jason George is in his third season as Jaguars assistant strength & conditioning coach. George previously spent 11 seasons as a head strength & conditioning coach on the collegiate level.

George served from 1998-2008 as the head strength & conditioning coach at Fordham, where he was primarily responsible for coaching the football team. He was named the Atlantic 10 College Strength & Conditioning Coach of the Year by the National Strength and Conditioning Association in 2000 and also received the school's Iron Major Award as the university's coach of the year.


Prior to joining Fordham, George served as the graduate assistant strength coach at Kansas while completing his master's degree in education with a double specialization in sports psychology and sport administration. George worked with the Jayhawks football team with the development, instruction, and evaluation of in-season and off-season strength, speed, and conditioning programs. He was also directly responsible for the strength and conditioning programs for the men's tennis and women's soccer teams as well as assisting with the men's basketball program.

George is a 1991 graduate of the University of Manitoba, where he earned a bachelor's degree in physical education

with a double major in physical education and psychology and was an Academic All-Canadian on the football team as a safety (1991-92). Following graduation, he served as the strength and conditioning coach/assistant football coach at St. Paul's High School while he started his graduate work at the University of Manitoba.

George is a certified strength and conditioning specialist (CSCS) by the National Strength & Conditioning Association (NSCA). He received the 1995 Grey Cup Legacy Coaching Scholarship awarded to an amateur sports coach who "has demonstrated academic and other abilities indicating high potential in the field of coaching." He also received the 1994 Lord Strathcona Trust Fund Scholarship given to a University of Manitoba graduate student in "high academic standing who has demonstrated strong community leadership and service." George was also nominated for the 1996 3M Manitoba Amateur Coach of the Year Award at St. Paul's.

COACHING BACKGROUND: St. Paul's High School 1992-96, Kansas 1997-98, Fordham 1998-2008, Jacksonville Jaguars 2009-11.



MATT GRIFFIN

OFFENSIVE QUALITY CONTROL COACH

NFL: 2ND SEASON JAGUARS: 2ND SEASON

Matt Griffin is in his 20th year in coaching and his second season on the Jaguars coaching staff. Griffin spent 18 seasons as a collegiate coach including seven as a head coach. He served as Jaguars offensive staff assistant in 2010 before being named offensive quality control coach this year.

Prior to joining the Jaguars Griffin served as head coach at Murray State. In four seasons, he mentored eight All-OVC performers and two All-America players in LB Nate Williams and DE Austen Lane. Lane was a fifth-round pick of the Jaguars in the 2010 draft.

In Griffin's first season at Murray State, the club lowered its turnover differential from minus-24 to minus-three. The 2006 club finished as the least penalized team in the conference.

Prior to taking over Murray State, Griffin served as head coach at Tennessee-Martin, leading the school in 2005 to its first winning season since 1993 and just the sixth since 1970. He was chosen as the 2005 Tennessee Sports Writers Association College Football Coach of the Year and was a finalist for The Sports Network's Eddie Robinson Coach of the Year Award.

Prior to his arrival, the school had not won a conference game in the six years before he arrived. The six wins in his first season were the most in the program's history as an NCAA FCS institution. During his tenure at UT-Martin, he produced 10 all-conference selections and two All-America honorees in QB Brady Wahlberg and DE Andre Plummer.

After taking the job at Murray State, Griffin watched many

of the former players he recruited at UT-Martin post a 9-3 record and a No. 13 national ranking.

Griffin, 42, spent four seasons (1999-2002) as an assistant coach and recruiting coordinator at Maine. The Black Bears won back-to-back Atlantic 10 Conference championships and earned berths in the FCS playoffs in 2001 and 2002. He served as offensive coordinator at UT-Martin from 1997-98. He began his coaching career at Plymouth State College (1992-93) before spending time at Richmond (1994) and as quarterbacks coach at Northeastern (1995-96).

A former college quarterback at New Hampshire (1987-91), Griffin led the Yankee Conference in passing efficiency as a senior and helped the team capture the 1991 league championship, the school's first title in 16 years. He graduated from New Hampshire in 1992 with a bachelor's degree in political science.

A native of Turners Fall, Mass., Griffin is married to the former Lisa Morin and they have a daughter, Molly, and two sons, Cullen and Garrett.

COACHING BACKGROUND: Plymouth State College 1992-93, Richmond 1994, Northeastern 1995-97, Tennessee-Martin 1997-98, 2003-05 (head coach), Maine 1999-2002, Murray State 2005-09 (head coach), Jacksonville Jaguars 2010-11.





ANDY HECK

OFFENSIVE LINE COACH

NFL: 20TH SEASON

JAGUARS: 8TH SEASON

In 2011 Andy Heck celebrates his 20th season in the NFL, a career that includes 12 years as a player and eight in coaching. This is Heck's sixth season as the Jaguars' offensive line coach and his eighth season on the Jaguars staff.

Heck joined the Jaguars coaching staff on February 9, 2004 as the offensive assistant/assistant offensive line coach. He spent the 2005 season as Jaguars assistant offensive line coach before being promoted to offensive line coach on February 1, 2006.

In 2010 the Jaguars boasted the third-ranked rushing offense in the NFL, averaging 149.7 yards per game including a 4.7-yards-per-carry average that ranked fifth in the league. The team's 2,395 rushing yards were the second-most in team history, and this was achieved despite having only two offensive linemen – Brad Meester and Uche Nwaneri – starting all 16 games.

In 2009 Heck was the beneficiary of the Jaguars' first two draft choices being offensive tackles. Charged with integrating the two promising rookies into the lineup, Heck led Eugene Monroe to make 13 starts at left tackle while Eben Britton started 15 games at right tackle. The two rookies' appearance in the opening day starting lineup distinguished them as the first pair of rookie tackles to start an opener since 1982 when Luis Sharpe and Tootie Robbins started for the St. Louis Cardinals.

In 2008 the Jaguars line was decimated at the outset when starting guards Maurice Williams and Vince Manuwai were lost to season-ending injuries on opening day. Meester missed the first six games of that season with a biceps injury before joining the lineup.

Under Heck the line paved the way in 2006 and 2007 to the two highest single-season rushing totals in franchise history and two of the three lowest sack totals. The Jaguars set the single-season franchise-record for rushing yards (2,541) in 2006 including a franchise-record 375 yards against Indianapolis, and allowed only 30 sacks, the second-fewest in team history. In 2007 the line led the way for 2,391 rushing yards (149.4), the most in the AFC and second-highest total in the NFL, and the team allowed only 31 sacks, the third-fewest in franchise history.



Prior to joining the Jaguars Heck served three seasons on the University of Virginia coaching staff, the first two seasons as a graduate assistant and the final year as tight ends coach. He tutored All-America tight end Heath Miller, who set numerous Atlantic Coast Conference tight end records for receiving and scoring. An outstanding blocker, Miller was a first-round pick of the Pittsburgh Steelers in 2005.

Prior to joining the Virginia staff, Heck played in the NFL for 12 seasons (1989-2000) as a standout offensive lineman. He finished his playing career with the Washington Redskins, where he played for two seasons. As the starting left tackle in 1999, he blocked for an offense that ranked second in the NFL. From 1994 to 1998 Heck was a five-year starter for the Chicago Bears. In 1995, he gave up no sacks as part of an offensive line that yielded the fewest sacks in the NFL.

Heck was drafted in the first round (15th overall) by the Seattle Seahawks, where he was a unanimous All-Rookie selection in 1989. A starter for all five years with the Seahawks, he played three seasons without missing a snap.

Heck's fifth-grade teacher, Marylou Winkler of Annandale, Va., was named NFL Teacher of the Year in January of 1994, after being nominated by Heck. She received \$5,000 from the NFL and the school received a \$10,000 scholarship in both of their names.

A 1989 graduate of Notre Dame, Heck received a bachelor's degree in American studies. A first-team All-America selection, he co-captained the 1988 national championship team that finished 12-0. Heck was a tight end for his first three seasons at Notre Dame before moving to tackle in spring drills in his senior season.

Heck was born January 1, 1967, in Fargo, North Dakota. He and his wife, Jennifer, have four children: Jonathan, Charlie, Molly and Evelyn, and live in Ponte Vedra Beach.

COACHING BACKGROUND: Virginia 2001-03, Jacksonville Jaguars 2004-11.

RON HELLER

OFFENSIVE STAFF ASSISTANT

NFL: 14TH SEASON

JAGUARS: 2ND SEASON

A 14-year NFL veteran, Ron Heller is in his second season as a Jaguars offensive staff assistant. Prior to joining the Jaguars Heller spent most of the previous six years coaching in the Canadian Football League and NFL Europa following his 12-year NFL playing career as an offensive tackle.

Heller primarily works with offensive line coach Andy Heck. Last season the Jaguars ranked third in the NFL in rushing, averaging 149.7 yards per game, and their 4.7 yards-per-carry average ranked fifth overall. The offensive line saw just two players – Brad Meester and Uche Nwaneri – start all 16 games.

Heller spent the 2009 season as offensive line coach with the Toronto Argonauts. Following his playing career, Heller was named assistant offensive line coach with the Amsterdam Admirals of the NFL Europa in 2004 and was promoted to offensive line coach in 2006. The Admirals advanced to the World Bowl game in 2006 and Heller returned to the team in 2007 as offensive coordinator/offensive line coach.

Heller, 48, was a fourth-round draft pick of the Tampa Bay Buccaneers in 1984 and played four seasons (1984-87) with the

club. He was traded to the Philadelphia Eagles, via the Seattle Seahawks, in 1988 and played five seasons for the Eagles (1988-92). He was named the club's offensive most valuable player in 1989 by his teammates as he served as blindside protector of Pro Bowl quarterback Randall Cunningham. Heller signed with the Miami Dolphins in 1993 and played three seasons there (1993-95) before retiring with 179 games played and 173 starts.

A native of Farmingdale, N.Y., Heller was a two-year starter at Penn State and was a member of the 1983 national championship team. He graduated with a degree in administration of justice.

Heller and his wife, Heidi, have one daughter, Hollyann.
COACHING BACKGROUND: Amsterdam Admirals (NFL) 2004, 2006-07, Toronto Argonauts (CFL) 2009, Jacksonville Jaguars 2010-11.





NATE KACZOR

ASSISTANT SPECIAL TEAMS COACH

NFL: 4TH SEASON

JAGUARS: 4TH SEASON

Nate Kaczor is in his fourth year as the Jaguars' assistant special teams coach. A veteran of 17 seasons as an assistant coach on the collegiate level and 20 years in coaching overall, Kaczor joined the Jaguars staff in 2008.

Kaczor works with special teams coordinator Russ Purnell. In 2010 the Jaguars' special teams were among the best in the league. The unit yielded the fourth-lowest punt return average in the NFL at 6.5 yards and did not allow a return longer than 13 yards for the second straight season. Adam Podlesh posted a team-record 39.2-yard net punting average which ranked fifth in the NFL, rookie kick returner Deji Karim averaged 25.0 yards on 50 kickoff returns, and Montell Owens was selected as the AFC special teamer for the Pro Bowl. Owens is joined on the specials units by three-time Pro Bowler Kassim Osgood.

In 2009 the Jaguars led the NFL in opponent punt return average (4.2 yards) for the first time after being the only team in the league that did not yield a punt return of more than 13 yards. Owens was voted the first alternate for the AFC Pro Bowl squad behind Osgood after tying the team record with a career-high 30 special teams tackles.

In 2008 the Jaguars led the NFL in opponent start position after kickoffs and allowed an NFL-low 24 kickoff returns of 20-plus yards. The Jaguars were the only team in the NFL to allow only one kickoff return over 40 yards. Rookie free agent Brian Witherspoon set the club's single-season records for kickoff returns (52) and kickoff return yards (1,250).

Prior to the NFL, Kaczor spent two seasons at Louisiana-Monroe where he served as tight ends coach (2006) and co-

offensive coordinator (2007). The club ranked second in the Sun Belt conference in rushing offense in 2007 and averaged 23.5 points per game, the most at the school since 1993.

Kaczor served as co-offensive coordinator/tight ends coach at Idaho from 2004-05. In 2005 the Vandals passing game ranked 28th in the nation.

Prior to his stint at Idaho, Kaczor spent four seasons at Nebraska-Kearney as offensive coordinator/quarterbacks coach from 2000-03. The school broke or tied 31 offensive records under Kaczor, averaging 35 points and 442 yards per game during his tenure.

Kaczor began his coaching career at his alma mater, Utah State, in 1991. He spent nine seasons as an assistant at Utah State. During his tenure, the Aggies won three conference championships and participated in two bowl games.

Kaczor started at center for the Aggies as a senior and was team captain and earned all-conference honors in 1989. He earned his bachelor's degree in physical education from Utah State and later earned his master's degree in 2000.

A native of Scott City, Kan., Kaczor and his wife, Angie, have two children, daughter Kaylee and son Micah.

COACHING BACKGROUND: Utah State 1991-99, Nebraska-Kearney 2000-03, Idaho 2004-05, Louisiana-Monroe 2006-07, Jacksonville Jaguars 2008-11.



THOM KAUMEYER

ASSISTANT DEFENSIVE BACKS COACH

NFL: 6TH SEASON

JAGUARS: 4TH SEASON

A veteran of 20 years in coaching, Thom Kaumeier is in his fourth season working with the Jaguars defensive backs. His previous coaching experience includes stints as a college defensive coordinator, junior college head coach and NFL assistant coach. Kaumeier played four seasons in the NFL as a safety for the Seattle Seahawks (1989-90) and the New York Giants (1991-92).

Kaumeier spent 13 seasons as an assistant coach on the collegiate level. He served as defensive coordinator at Tulane in 2007 and was named defensive backs coach at Kentucky in January of 2008 before joining the Jaguars. In his one season at Tulane, the defense improved its national rankings in scoring defense, total defense and rushing defense compared to the 2006 season.

Prior to Tulane Kaumeier spent five seasons at San Diego State where he served as defensive coordinator (2002-05) and defensive backs coach (2006). During his tenure at San Diego State, Kaumeier developed the defense into one of the best in the Mountain West Conference. In 2003 the Aztecs had the biggest defensive improvement in the country, moving from 95th in total defense in 2002 to eighth in 2003, from 91st in pass defense to fourth, and from 92nd in scoring defense to 13th. Five San Diego State players were drafted from 2004-06 including Jaguars linebacker Kirk Morrison, a two-time MWC Defensive Player of the Year.

Kaumeier spent two seasons on the Atlanta Falcons staff (2000-01) as defensive quality control coach. He assisted in all facets of the defensive game plan and also served as assistant

secondary coach. Kaumeier had two stints at Palomar College where he began his coaching career as an assistant coach in 1991 before being promoted to head coach in 1994. He returned in 1997 and spent two seasons as defensive coordinator and special teams coach. From 1995-96 he served as head coach and oversaw football operations for Onward Kashiya, Ltd. in Tokyo, Japan. The club advanced to the Tokyo Super Bowl in 1996.

A native of San Diego, Kaumeier played safety at Palomar College (1985-86) before transferring to Oregon where he played under former NFL head coach Rich Brooks for two seasons (1987-88). At Oregon he earned all-Pac 10 honors as a senior, leading the team with 101 tackles. He was selected in the sixth round of the 1989 NFL Draft by the Los Angeles Rams and played four seasons (1989-92) with Seattle and the New York Giants.

Kaumeier earned a bachelor's degree in American studies from Regents University and later obtained a master's degree in education at Azusa Pacific. He is married to the former Kayoko Yoshioka.

COACHING BACKGROUND: Palomar College 1991-94 (head coach 1994), 1997-2000, Onward Kashiya Ltd. (head coach, Tokyo, Japan) 1995-96, Atlanta Falcons 2000-01, San Diego State 2002-06, Tulane 2007, Kentucky 2008, Jacksonville Jaguars 2008-11.





LUKE RICHESON

STRENGTH & CONDITIONING COACH

NFL: 3RD SEASON

JAGUARS: 3RD SEASON

Luke Richeson is in his third season on the Jaguars coaching staff. He joined the Jaguars in January of 2009 as strength & conditioning coach after spending the previous eight years as the performance team director at Athletes' Performance located in Tempe, Arizona.

Richeson oversees all facets of the team's strength & conditioning program. Prior to joining the Jaguars, Richeson designed and implemented programs at Athletes' Performance to help elite collegiate football prospects prepare for the NFL Combine. During his tenure he directed the performance team that set the standard for results achieved at the Combine.


From 2001 – 08 Richeson helped the performances of 52 first-round draft picks (including four #1 overall picks) and more than 250 draftees. In addition to his work with the rookies, he also prepared NFL veterans for the rigors of the season.

Richeson, 37, earned his bachelor's degree in exercise science while playing football at the University of Kansas

(1992-96). He was a four-year letterman at safety and a member of two teams that won the Aloha Bowl. After beginning his coaching career at his alma mater, he pursued graduate work and spent time on the coaching staffs at Wyoming (1998) and Arizona State (1999-2000).

Richeson's wife, Anita Nall, won Gold, Silver and Bronze medals as a swimmer at the 1992 Olympic Games in Barcelona, Spain. During her career she set three world records and four American records. Nall was inducted into the International Swimming Hall of Fame in 2008. They have two children, son Luther (8), and daughter Sunny (6).

COACHING BACKGROUND: Wyoming 1998, Arizona State 1999-2000, Athletes Performance, 2001-09, Jacksonville Jaguars 2009-11.



MIKE SHEPPARD

QUARTERBACKS COACH

NFL: 18TH SEASON

JAGUARS: 1ST SEASON

Mike Sheppard was named quarterbacks coach for the Jaguars on February 14, 2011. Sheppard has 36 years of coaching experience including 17 in the NFL and 19 at the collegiate level. His resume includes two head coaching positions in college (Long Beach State and New Mexico), as well as NFL offensive coordinator duties at San Diego (1997-98), Buffalo (2001) and New Orleans (2005).

Previously Sheppard served four seasons (2007-10) as wide receivers coach with the Cincinnati Bengals. In 2009 he oversaw the return to Pro Bowl form of Chad Ochocinco, the Bengals' all-time receiving leader. Ochocinco led the team in receptions (72), receiving yards (1,047) and touchdowns (nine) and he made his sixth career appearance in the Pro Bowl.

Sheppard spent four seasons (2002-05) with the New Orleans Saints before joining the Bengals. As quarterbacks coach his first three years with the Saints, he worked to develop Aaron Brooks, who threw for 72 touchdowns and only 39 interceptions during those three seasons. Sheppard was promoted to offensive coordinator for 2005, the last season for head coach Jim Haslett.

After entering the NFL in 1993 as tight ends coach with the Cleveland Browns, Sheppard was Browns wide receivers coach in 1994-95. He spent the 1996 season as wide receivers coach with Baltimore where he had his first NFL experience as

a play-caller, as he was given the duty by head coach Ted Marchibroda, and the Ravens offense finished third in the NFL in net yards as well as second in passing yards.

Sheppard has also spent time as offensive coordinator for San Diego (1997-98), quarterbacks coach for Seattle (1999-2000) and offensive coordinator for Buffalo (2001).

A native of Tulsa, Okla., Sheppard played wide receiver at Cal Lutheran (1969-72), and he began his coaching career at Cal Lutheran in 1974. He holds a bachelor's degree from Cal Lutheran and a master's degree from Brigham Young.

Sheppard was born Oct. 29, 1951. He and his wife, Cathie, have four children — Chrissi, Brian, Shelby and Macall — and two grandchildren, Christian and Samantha.

COACHING BACKGROUND: California Lutheran 1974-76, Brigham Young 1977-78, U.S. International 1979, Idaho State 1980-81, Long Beach State 1982, Kansas 1983, Long Beach State (head coach) 1984-86, New Mexico (head coach) 1987-91, California 1992, Cleveland Browns 1993-95, Baltimore Ravens 1996, San Diego Chargers 1997-98, Seattle Seahawks 1999-2000, Buffalo Bills 2001, New Orleans Saints 2002-05, Cincinnati Bengals 2007-10, Jacksonville Jaguars 2011.





CORY UNDLIN

DEFENSIVE BACKS COACH

NFL: 8TH SEASON

JAGUARS: 3RD SEASON

Cory Undlin is in his second season as the Jaguars' defensive backs coach and his third year on the staff after serving as defensive assistant coach in 2009. A veteran of seven seasons in the NFL, Undlin previously served four seasons on the coaching staff of the Cleveland Browns and one with the New England Patriots. He is in his 14th year in coaching including six as an assistant coach at the college level.

Undlin took over tutoring the Jaguars defensive backs last year after working with the defensive line and outside linebackers in his first season with the Jaguars. He has directed the development of 2009 draft pick Derek Cox, who led the team in interceptions in each of his first two seasons.

In his last season in Cleveland Undlin was promoted to defensive backs coach in 2008 and the defensive unit finished the season ranked 14th in the NFL in pass defense and second in interceptions with 23. Undlin spent the 2007 season as secondary coach and assistant special teams coach after serving as defensive quality control coach in his first two seasons with the Browns.


Prior to joining the Browns, Undlin spent the 2004 season as an assistant with the New England Patriots where he

worked with the defensive backs. Undlin was part of a Patriots team that won back-to-back Super Bowl championships and also won an NFL-record 21 consecutive games.

Undlin, 39, began his coaching career as linebackers coach in 1998 at his alma mater, California Lutheran, before being promoted to defensive coordinator in 2000. He served as graduate assistant/defensive backs coach at Fresno State from 2002-03. During those two seasons, Fresno State won back-to-back Silicon Valley Bowls by defeating Georgia Tech and UCLA, respectively.

Undlin graduated from California Lutheran where he played defensive back from 1990-94 and later earned his master's degree in 2003. A native of St. Cloud, Minn., Undlin and his wife, Amy, have three children, son Caden and daughters Brooke and Taylor.

COACHING BACKGROUND: California Lutheran 1998-2002, Fresno State 2002-03, New England Patriots 2004, Cleveland Browns 2005-08, Jacksonville Jaguars 2009-11.



MIKE EUBANKS

STRENGTH STAFF ASSISTANT

NFL: 3RD SEASON

JAGUARS: 3RD SEASON


Mike Eubanks was named strength staff assistant for the Jaguars in 2010 and is in his third season with the team. He joined the Jaguars in 2009 as an intern in the strength & conditioning department.

Eubanks, 30, previously served as a graduate assistant strength and conditioning coach for the Arizona State football team from 2008-09. He completed an internship under Jaguars strength & conditioning coach Luke Richesson from 2007-08 at Athletes' Performance in Phoenix, Arizona, where he helped athletes prepare for the NFL Combine and NFL veterans for the upcoming season.

Eubanks began his coaching career at Scottsdale Community College from 2003-04 as defensive backs coach

and spent two seasons (2006-07) as defensive backs, wide receivers and strength and conditioning coach at Seton Catholic High School in Phoenix.

Eubanks is a certified corrective exercise specialist (CES) through the National Academy of Sports Medicine (NASM). A native of Milwaukee, he was a three-year letterman on the football team at the University of Wisconsin Eau-Claire. He earned a bachelor's degree in exercise and wellness and a master's in education from Arizona State.



ANTHONY LOMANDO

STRENGTH STAFF ASSISTANT

NFL: 3RD SEASON

JAGUARS: 3RD SEASON


Anthony Lomando is in his second season as a strength staff assistant, and his third season with the Jaguars. Lomando spent the 2009 season as an intern in the strength & conditioning department for the Jaguars.

Lomando, 28, came to the Jaguars after serving as strength and conditioning coach for Athletes' Performance in Phoenix from 2006-08. He worked exclusively with the Qatar National and Olympic Soccer teams from 2007-08 and was responsible for preparing the club for the World Cup and Olympic qualifying matches.

In 2006 Lomando interned under Jaguars strength & conditioning coach Luke Richesson in Phoenix and served under current Houston Rockets director of strength & conditioning Darryl Eto with the NBA Summer Performance Training

Program. He directed a performance training business with athletes from 2004-06 before joining Athletes' Performance.

Lomando is a certified strength and conditioning specialist (CSCS) through the National Strength and Conditioning Association (NSCA-CSCS) and a certified corrective exercise specialist (CES) through the National Academy of Sports Medicine (NASM). A 2006 graduate of California Polytechnic State University-San Luis Obispo, Lomando received a master's degree in rehabilitation sciences from California University of Pennsylvania in 2008. Lomando was born on October 4, 1982 in Katy, Texas.





Official Supermarket
of the Jacksonville Jaguars.

Winn  Dixie



GENE SMITH

GENERAL MANAGER, SENIOR VICE PRESIDENT, PLAYER PERSONNEL



Gene Smith was promoted to General Manager and Senior Vice President, Player Personnel on January 12, 2009. His responsibilities had increased in January of 2008 when he was given the title of Executive Director, College and Pro Personnel. His duties expanded even further in his role as General Manager, but his primary focus will continue to include the scouting and evaluation of hundreds of college and pro players on an annual basis, and the orchestration of both the college draft and pro free agency processes. Gene is assisted by ten talent evaluators with over ninety years of scouting experience in the NFL. He works closely with head coach Jack Del Rio and the coaching staff to collectively build a playoff caliber Jaguars roster.

Smith is one of 12 staff members who joined the franchise in 1994. He has been a part of building Jaguars teams that have made eleven playoff game appearances, including two AFC Championship games. His first draft class in 2009 was led by two offensive tackles selected in the first two rounds in Eugene Monroe and Eben Britton. With the first two draft selections in 2010 Smith continued to strengthen the team up front by acquiring two defensive tackles, Tyson Alualu and D'Anthony Smith. In the 2011 draft, quarterback Blaine Gabbert was chosen in the first round to lead this Jaguars team into the future, and Will Rackley, an offensive guard drafted in the third round, to solidify the interior offensive line.

After six years as a Jaguars college scout, Smith became

the director of college scouting in 2000, and he scouted the nation and helped guide the team's NFL draft for the next eight years. Smith was previously the team's college scout responsible for the southeast United States. He joined the Jaguars on May 1, 1994 and was originally the team's scouting representative for the northeast with the BLESTO scouting combine, which he joined in February 1994. He was the southeast regional scout for BLESTO in 1995 before becoming solely the southeast regional scout for the Jaguars.

Smith had previously been an assistant coach at the college level for eight years. He worked at Edinboro University from 1989 to '94, serving as an assistant coach, recruiting coordinator, and strength and conditioning coordinator. From 1986 to '88 Smith worked at Ohio University, where he began his college coaching career as a graduate assistant and later served as an assistant coach.

Smith graduated from Heidelberg College, serving as a captain of the football team while playing as a defensive lineman. He graduated in 1986 with a degree in education and in 1987 received his master's degree with emphasis in athletic administration from Ohio University. In 2010 Smith was selected to be a member of NFL's General Managers Advisory Committee which is an advisory arm of the Competition





Committee. He was a member of the 2008 NFL Managers Program at Stanford University's Executive Education Graduate School of Business.

Smith is a member of both the NFL College Advisory Committee and the National Invitational Camp (NFL Scouting Combine) Selection Committee. He's been inducted into his

high school hall of fame, and served as a captain of the Monroeville (Ohio) High School football team as well, under Ohio High School Hall of Fame head coach Steve Ringholz. He is active in various charitable causes.

Born December 31, 1963, Smith is a native of Monroeville, Ohio. He is married with two daughters.

TERRY McDONOUGH

DIRECTOR, PLAYER PERSONNEL

Terry McDonough was promoted by General Manager Gene Smith to Director, Player Personnel on Jan. 12, 2009. He scouts the top collegiate players throughout the nation, as well as the top free agency prospects each year. Additionally, McDonough does crosschecks, attends all major all-star practices and selective spring player workouts of the top draft-eligible players as well as handling the trades with other teams on draft day. He also has some additional pro personnel responsibilities.

In McDonough's first draft in his current role, the 2009 draft class was led by two OTs selected in the first two rounds in Eugene Monroe and Eben Britton, and on the defensive side DT Terrance Knighton and CB Derek Cox were selected in the third round. In the first two rounds in 2010 the team was strengthened up front again in acquiring two DTs, Tyson Alualu and D'Anthony Smith.

In 2011 the first three picks were on offense, with QB Blaine Gabbert selected 10th overall, G/C Will Rackley added in the third round and WR Cecil Shorts III in the fourth. Gabbert's selection was obtained from Washington in a draft-day trade for the Jaguars' second-round pick along with a swap of first-round choices, while Rackley was drafted with a pick from San Francisco for a sixth-rounder in addition to a swap of third-round positions.

A Boston native, McDonough began his NFL scouting career with an internship with the San Francisco 49ers in 1989. Following his graduation from Massachusetts with a sports management degree, he was named player personnel director of the Barcelona Dragons of the World League in 1990. While with the Dragons (1990-92), McDonough handled a variety of

personnel assignments, serving as west coast scout for the league and helping each team prepare for the WFL drafts. McDonough toured both NFL and CFL training camps to grade potential WFL players. The 1991 Barcelona team finished with a 9-3 record, losing the league title to London in the World Bowl. The following season, the Dragons captured the European title.

In 1992, McDonough was hired by the Cleveland Browns as the southeast area scout, and he moved to Baltimore with the franchise in 1996. McDonough joined the Jaguars in 2003 from the Baltimore Ravens, for whom he scouted the eastern half of the country for the previous three years as the Ravens' eastern college supervisor under the direction of General Manager Ozzie Newsome. During McDonough's tenure with the Ravens the team won Super Bowl XXXV following the 2000 season.

At Hingham (Mass.) High School, McDonough was all-conference as a running back in football as well as in baseball, and he also lettered in basketball. He transferred to Bridgton Academy, where a knee injury that required reconstructive surgery ended his playing career.

McDonough is the son of the late Will McDonough, the long-time sports reporter and columnist for The Boston Globe who also worked at CBS Sports and NBC Sports. He is also the brother of Ryan McDonough, assistant general manager of the Boston Celtics, and Sean McDonough, the play-by-play voice of Monday Night Baseball who was previously on air for CBS Sports and was the television voice of the Boston Red Sox.





LOUIS CLARK

ASSISTANT DIRECTOR, PRO PERSONNEL

Louis Clark was promoted to Assistant Director, Pro Personnel on May 13, 2003, after serving as a college scout for the Jaguars since 1997. A former wide receiver for the Seattle Seahawks and Green Bay Packers, Clark handles the advance scouting and also assists in college player evaluations.

Clark attended Mississippi State where he played wide receiver from 1983 to '86. He graduated with a degree in educational psychology in 1994. Clark was selected in the 10th round of the 1987 college draft by the Seattle Seahawks. He played seven seasons in the NFL, six with the Seahawks and

one with the Green Bay Packers before retiring after the '93 season. Clark has a brother Dave Clark who played 13 years as a major league baseball player and currently is the third base coach for the Houston Astros.

Clark was born July 3, 1964 in Tupelo, Miss. He and his wife Carla have a son, Antonio, and a daughter, Antonece. They live in Jacksonville.



TIM MINGEY

ASSISTANT DIRECTOR, COLLEGE PERSONNEL

Tim Mingey was promoted to Assistant Director, College Personnel on Jan. 12, 2009 and has been with the Jaguars since 1994, serving as a college scout for nine years before being named executive scout in 2003. He has the responsibility of scouting the southeast region of the United States. In February 2010, Mingey was presented the C.O. Brocato Scout of the Year Award from the Pro Football Hall of Fame.

Additionally, Mingey does selective crosschecks and attends all major all-star practices and spring player workouts of the top draft-eligible players. He also coordinates the post-draft college free agency process and has some additional pro personnel responsibilities.

Mingey is one of 12 staff members who joined the franchise in 1994. Before joining the Jaguars, Mingey spent 11 years as a college assistant coach and then 10 years as a recruiting coordinator. His college coaching career began in 1973 as defensive coordinator/ inside linebackers coach at St. Joseph's College (Ind.), where he had been a three-year varsity letterman as a defensive back. He was a graduate assis-

tant at Western Michigan from 1974 to '75, then served as defensive coordinator at Loyola Academy in 1976 before returning to Western Michigan as an assistant coach from 1977 to '81. In 1982, Mingey was coach of the secondary at East Carolina, and in 1983 he coached at Miami (Ohio) University as defensive coordinator/inside linebackers coach.

In 1984, he was named the recruiting coordinator at the United States Military Academy. He served there until 1987, and then spent 1988 to '90 as recruiting coordinator at Tennessee. In 1991, Mingey returned for three more years at the U.S. Military Academy before joining the Jaguars.

Mingey received a bachelor of science degree in physical education from St. Joseph's College in 1972 and a master of arts in physical education in 1976 from Western Michigan. Mingey was born January 1, 1950 in Chicago.



ANDY DENGLER

NATIONAL SCOUT

Andy Dengler was promoted to National Scout on Jan. 12, 2009 and has been a Jaguars college scout since 1998. He is responsible for scouting the top collegiate players throughout the nation. Dengler joined the Jaguars from the National Football Scouting combine, where he was an area scout in the northeast and mid-Atlantic regions the previous four years. He has some additional pro personnel responsibilities as well.

Previously, he was an assistant head coach, offensive line coach and defensive backfield coach at St. Joseph's College (Ind.) (1992-95); offensive coordinator, interim head coach and

offensive line coach at Tiffin University (1990-92); a graduate assistant at Bowling Green (1988-90); and an assistant high school coach in Circleville, Ohio.

He received a degree in history at Heidelberg College and a master's in secondary education at Bowling Green. He was born Sept. 9, 1963 in Berea, Ohio. Dengler and his wife and children live in Circleville, Ohio.






JASON DesJARLAIS

REGIONAL SCOUT

Jason Jason DesJarlais was promoted to Regional Scout on June 1, 2009. He joined the Jaguars as their BLESTO scout for the southeast area on May 18, 2007. He is responsible for scouting the midwest of the United States. Prior to joining the Jaguars, DesJarlais was the Special Teams Coordinator/Defensive Assistant at Yale University. While at Yale, Jason served as an intern for scouting during the Jaguars 2006 training camp.

Jason's college football experience includes stints at Jacksonville University (2005-06 Special Teams/Recruiting Coordinator and Secondary), The University of San Diego (2002-05 Defensive Coordinator/Recruiting Coordinator, Linebackers

Coach, Secondary Coach and Interim Head Coach, 1999-2000), Bates College in Lewiston, Maine (2000-02 Defensive Line and Strength Coach), Humboldt State University (1997-99 Defensive Line), and the University of Montana (Western) (1996-97 Defensive Line). As a collegiate, Jason twice earned All-America honors (1994-95). He was also named Defensive MVP of the National All-Star Game (1996). Jason holds both a B.S., in Education and a Masters in Science.



CHRIS DRIGGERS


PRO SCOUT

Chris Driggers is in his 14th year scouting and 17th overall with Jaguars. Now in his third season in the pro department, after scouting the southwest for nine years, Driggers is responsible for grading pro evaluations and player workouts, as well as college evaluations.

Originally hired in October, 1994, Driggers worked his way up to salary cap administrator, assisting in preparing player contract proposals, salary cap administration and negotiating player contracts. He became a scouting assistant in 1998,

assisting in the evaluation of free agents along with college and pro players. He is one of 12 staff members who joined the franchise in 1994.

Driggers, a native of Jacksonville, graduated from the University of Alabama with a degree in finance. He and his wife have three sons.



MARTY MILLER

REGIONAL SCOUT

Marty Miller is in his ninth season with the Jaguars, joining the organization on February 21, 2002. He begins his fourth season as the West Coast regional scout for the Jaguars. As well as covering the West Coast, he has some additional pro personnel responsibilities scouting select free agents on NFL rosters. The previous four seasons, he worked the northeast United States as a regional scout. His initial season in Jacksonville, he worked as the team's scouting assistant. In that capacity he assisted the pro scouting department, evaluating players in the NFL, the CFL, the Arena League and doing some advance scouting of NFL teams and their practice squads.

Miller previously worked as coordinator of football admin-

istration for the Los Angeles Xtreme of the XFL. He has also worked as a part-time staff assistant for the San Diego Chargers and the Kansas City Chiefs. He is the son of Les Miller, a longtime NFL personnel director. Diagnosed with Young Onset of Parkinson's Disease in 2009, Miller hopes to use his platform as a representative of the NFL as a springboard to Parkinson's awareness and education. A graduate of Pacific Christian College, he and his wife, Kerinda, live in Boise, Idaho with daughter Channing and son Gannon.




CHRIS PRESCOTT

REGIONAL SCOUT

Chris Prescott begins his third season as the southwest regional scout for the Jaguars. In 2008, he served as the northeast regional scout. He has been with the department since 2002. He will be responsible for the southwest United States for the Jaguars.

Prescott played safety for four years at Western New England College (Springfield, Mass.), where he holds a degree in sports management and a master's in business administration. A native of Bridgeport, Conn., he worked for the Bridgeport

Bluefish minor-league baseball team (1999) and for Madison Square Garden (2000), where he worked for the Hartford Wolfpack (New York Rangers minor-league hockey affiliate) and the New England Seawolves (Arena League). Prescott was born on October 28, 1979. He is single and lives in Jacksonville.





BRIAN SIMMONS


REGIONAL SCOUT

Brian Simmons was named northeast region scout for the Jaguars on June 1, 2009. A veteran of 10 years in the NFL, Simmons played linebacker for the Cincinnati Bengals and New Orleans Saints before beginning his career in scouting.

Simmons, 34, was selected 17th overall in the 1998 college draft by the Cincinnati Bengals. He played nine seasons (1998-2006) with the Bengals before spending his final season with the New Orleans Saints in 2007. In 2004 he was selected for the Good Guy Award by the Cincinnati chapter of the Pro Football Writers of America.

A native of New Bern, N.C., Simmons attended the University of North Carolina where he played from 1994-97 and was a team captain and a first-team All-America selection. He graduated with a Bachelor of Arts degree in Sociology in 1998, the same year he was inducted into the UNC Football Ring of Honor.

Simmons and his wife, Rachel, have a daughter Brianna, and a son, Tyler.



JAKE PEETZ

BLESTO SCOUT

Jake Peetz was named BLESTO Scout on June 1, 2010 after being named Scouting Assistant, College/Pro Personnel on May 27, 2008. His duties include the evaluation of college players in the southeastern United States.

Prior to joining the Jaguars, Peetz was at UCLA serving as the offensive staff assistant for current University of Utah Offensive Coordinator Norm Chow. In 2006 Peetz began his college coaching career at Santa Barbara City College, where he served as the safeties coach and strength & conditioning coordinator.

Peetz earned his bachelor's degree in Exercise Science in December of 2005 while playing football at the University of Nebraska. A letterman, Peetz served in a reserve role on in the Husker secondary and on Special Teams. Peetz also made an

impact in the community. He was one of the most active student-athletes off the field, twice being named to the Brook Berringer Citizenship Team for his extensive community outreach work. Jake was a football representative for the University of Nebraska's Student-Athlete Advisory Committee, and volunteered his time with the Special Olympics, Dads of Kids with Disabilities Program, in addition to devoting time visiting hospitals and schools in the area. A native of O'Neill, Neb., Jake graduated from O'Neill St. Mary's High School and played under coach Darold Schneider.



PATRICK MULARKEY

SCOUTING ASSISTANT, PLAYER PERSONNEL


Patrick Mularkey was named Scouting Assistant, Player Personnel on June 1, 2010. His duties include assisting in the day-to-day operations of the scouting department. He is responsible for the evaluation of assigned college players and NFL teams including the evaluation of unrestricted NFL free agents and players in the Arena Football League. He also works with draft-eligible player visits in the spring and workout players throughout the regular and off-season.

Prior to joining the Jaguars, Patrick spent his high school summers working training camp as an equipment manager for the Pittsburgh Steelers. In 2005, he interned with the Buffalo Bills Personnel Department where he assisted with free

agency and player workouts. Patrick later interned with the Atlanta Falcons Strength and Conditioning staff during their 2008 training camp.

Patrick earned his bachelor's degree in Sports Management from Clemson University while working part-time in the football office. His father is Mike Mularkey who is currently the offensive coordinator for the Atlanta Falcons.

Patrick was born in Eden Prairie, MN. He currently resides in Jacksonville.



American coach of Jacksonville

"Where Quality & Service are #1"



- Largest Fleet in the State
- Group Charter Service
- Convention & Employee
- Shuttle Service

- Airport Transfers
- Extensively Trained Drivers & Sta
- Cellphone & GPS Equipped
- Audio & Video/DVD Equipment

CELEBRATING
OUR 35TH YEAR
OF EXCELLENCE

www.americancoachlines.com

"Exclusive Motor Coach Provider
of the Jacksonville Jaguars"



904 355-9999

QUALITY EDUCATION FOR ALL
THE KEY TO JACKSONVILLE'S FUTURE

American Coach Lines of Jacksonville, FL
3501 W. Beaver Street, Jacksonville, FL




MIKE PERKINS

VIDEO DIRECTOR

Mike Perkins is the Jaguars' video director, and his primary responsibilities include compiling and editing all game and practice video for coaches' and scouting analysis, cataloging NFL and college game video and producing "cut-ups." He also manages all video equipment and design of the Jaguars' video department, including implementing the team's state-of-the-art XOS editing system. He is one of 12 staff members who joined the franchise in 1994.

Perkins was hired by the Jaguars on May 12, 1994, after

serving as video coordinator for three years at Syracuse University. Prior to that, he served with the Tampa Bay Buccaneers as assistant video director from 1987-90. Perkins was born May 24, 1967, in Tuscaloosa, Ala. Perkins and his wife, Jennifer, and sons Tyler and Barrett live in Jacksonville.



DREW HAMPTON

EQUIPMENT MANAGER

Drew Hampton was named equipment manager on July 2, 1998 after serving one year as assistant equipment manager. His responsibilities include ordering, issuing and maintaining all uniforms and footwear, players' protective equipment, coaches' and support staff apparel, as well as ordering and maintaining all field equipment and supervising its transport for home and away games.

In 2004, Hampton was named the National Football League's "Equipment Manager of the Year" by vote of his peers, and was presented the Whitey Zimmerman Award.

Before coming to Jacksonville, Hampton had worked in the

New York Jets' equipment room on a part-time and full-time basis since he was 13 years old. His father, Bill Hampton, was the Jets' equipment manager for 39 years until retiring in 2001 (he moved to Florida and now assists his son on game days). Drew's brother, Clay, is the senior director of football operations for the Jets. Hampton was born July 29, 1966 in Long Island, N.Y. He and his wife, Janine, have three daughters: Paige, Peyton and Haley.



MIKE RYAN

HEAD ATHLETIC TRAINER, PHYSICAL THERAPIST

Michael Ryan has been the Jaguars' original head athletic trainer/physical therapist since June 1, 1994, after serving as assistant athletic trainer/physical therapist for the New York Giants for six seasons starting in April 1988. His NFL career started by working as an athletic trainer intern with the Giants for three preseason training camps from 1984 to '86.

This is his 24th season in the NFL and Ryan is one of 12 staff members who joined the franchise in 1994. In 2003, Ryan and his staff won the prestigious Ed Block Courage Award's NFL Athletic Training Staff of the Year.

Ryan is President of the Professional Football Athletic Trainers' Society Research & Education Foundation. Ryan is a member of the National Football League Foot & Ankle Committee. Mike also serves as Chairman of the NFL Collegiate Athletic Trainers Committee. Ryan is a member of the Sports Concussion Medical Advisory Board. He is a member of the Korey Stringer Institute Medical & Science Advisory Board and an advisor and co-author of the National Athletic Trainers Association's Position Statement on Lightning Safety For Athletics and Recreation.

He an accomplished lecturer and consultant internationally on numerous topics related to sports medicine and athletic performance. Ryan is a popular author and online sports medicine advisor related to countless health and fitness topics throughout the year.

Michael has served as a volunteer athletic trainer/physical therapist at the United States Olympic Training Center in the

summer of 2008 to assist the Olympic medical staff and athletes as they prepared for the 2008 Summer Olympics in Beijing, China.

Ryan attended Central Connecticut State University, where he received a bachelor's degree in athletic training in 1985. He was a scholar-athlete in cross country and a miler in indoor and outdoor track at CCSU. In 2010, Ryan was name the recipient of the Central Connecticut State University Kaiser Alumni Service Award. He also earned a degree in physical therapy from the University of Connecticut in 1988. Ryan is the recipient of the 2008 Southeast Athletic Trainers Association's Professional Athlete Trainer of the Year award and the Athletic Trainers Association of Florida's 2007 Athlete Trainer of the Year.

An avid fitness enthusiast, Ryan continues to participate in countless challenging races and triathlons. These competitions include six Ironman Triathlons in Hawaii (1994), New Zealand (1996), Canary Island (1998), Brazil (2000), Idaho (2004) and Austria (2009), three Escape from Alcatraz Triathlons, and the 2002 World Championship Duathlon, in which he finished 14th in his age group. Other races include the famous Running with the Bulls in Pamplona, Spain, the Run-Up the Empire State Building in New York and the Boston Marathon. Ryan was born in Framingham, Mass. Mike, his wife, Samantha, along with their young son and daughter live in Ponte Vedra Beach.





DR. CARLOS TANDRON

HEAD TEAM PHYSICIAN

Dr. Carlos Tandron is in his eleventh season as the Jaguars' head team physician after serving as the Jaguars' associate orthopaedic surgeon from 1995 to 2000. He is responsible for all orthopaedic matters dealing with injuries to joints and muscles, as well as surgical procedures.

Dr. Tandron is a graduate of Georgia Tech University and Emory Medical School in Atlanta, and he did his internship and residency at Emory University Affiliated Hospitals. He maintains a private practice at Jacksonville Orthopaedic Institute and is a member of the active staff at Baptist Medical Center. He is a member of the NFL Team Physician Society, the

American Board of Orthopaedic Surgeons and American Medical Association. Dr. Tandron is a team physician for Jacksonville University, Florida State Community College-Jacksonville, Bishop John J. Snyder High School and Bishop Kenny High School. Dr. Tandron was born July 3, 1958 in Santa Clara, Cuba. He and his wife, Jenny, have two sons, Carlos and Max, and two daughters, Alexia and Marissa.



DR. DAVID MURRAY

CHIEF MEDICAL OFFICER

Dr. David Murray is in his 17th season as the team's chief medical officer. He is responsible for all matters dealing with illnesses and non-orthopaedic injuries for the players, coaching and administrative staffs.

Dr. Murray is a graduate of Yale University and the West Virginia University School of Medicine. He did his internship and residency in internal medicine at Shands Jacksonville, and is board certified in internal medicine, sports medicine and geriatrics. A director of Emergency Resources Group, Dr. Murray actively practices emergency medicine at its six hospitals in northeast Florida. Sports medicine has long been an interest of Dr. Murray. He was involved with the Jacksonville Tea Men of the North American Soccer League (1980 to '81)

and the Jacksonville Bulls of the USFL (1984 to '86). Presently a member of the Jacksonville Sports Medicine program, he is involved in the pre-participation screening of public school athletes in the area, as well as college athletes at Jacksonville University and the University of North Florida.

Born July 7, 1947 in Spencer W. Va., Dr. Murray and his wife, Cynthia are active in the preservation of the historic San Marco section of Jacksonville. They are the parents of a son, David, and a daughter, Lida.



DR. ANDY RUFFETT

TEAM NEUROPSYCHOLOGIST

Dr. Andrew Ruffett received his Bachelor's degree from Dartmouth College in 1974 (magna cum laude) and received his Ph.D in Clinical Psychology from Purdue University in 1980. Since completing his internship training at the Indiana University Medical Center, he has worked as a clinical psychologist and neuropsychologist in a variety of inpatient and outpatient settings.

He has been in full-time private practice in Jacksonville

since 1988, specializing in adult neuropsychological assessment. Dr. Ruffett was born on Sept. 18, 1952 in Torrington Conn. He has been married for 36 years to his wife, Susan, who is a reading coach for teachers in the Duval County School System. He and his wife have two children, Katharine and Michael.



DR. HIRAM
CARASQUILLO

ASSOCIATE ORTHOPEDIC
SURGEON



DR. STEVEN
CRENSHAW

ASSOCIATE ORTHOPEDIC
SURGEON



DR. KEVIN
KAPLAN

ASSOCIATE ORTHOPEDIC
SURGEON



DR. WILLIAM
PUJADAS

ASSOCIATE ORTHOPEDIC
SURGEON



DR. BRUCE
STEINBERG

ASSOCIATE ORTHOPEDIC
SURGEON



DR. RICHARD
SALKO

DENTIST



PAUL VANCE

SENIOR VICE PRESIDENT, FOOTBALL OPERATIONS/GENERAL COUNSEL

Paul Vance has served as senior vice president football operations since 2001, after serving as general counsel to the team since the inception of the Jaguars. Vance is responsible for the Jaguars' player budget, salary cap strategy and planning and player contract negotiations. He also oversees the team training and medical functions, the team video and equipment departments and team travel and logistics. In addition, he is responsible for all aspects of the Jaguars' legal needs and assists owner Wayne Weaver on relations with the NFL involving legal and football matters.

From 2001 on, Vance has been responsible for the negotiation of all veteran, rookie and free agent contracts, working with the coaching and player personnel departments to coordinate the roster building decisions and maintain salary cap as well as cash management strategies.

In 2002 he was credited with developing the plan to solve the Jaguars salary cap problems. The plan involved the drastic but necessary decision to offer Pro Bowl tackle Tony Boselli, Gary Walker and Seth Payne to the Houston Texans in the Expansion Draft, as well as the implementation of fiscal restraint in player contracts and acquisition for the 2002 and 2003 seasons. By 2004, the Jaguars have emerged with one of the healthiest cap situations in the NFL and have continued in this manner to date.

After the coaching change was announced at the end of the 2002 season, he assisted owner Wayne Weaver in the identification and interview of prospective candidates. The process led to the signing of head coach Jack Del Rio. Through 2008, the Jaguars reestablished the team as a con-

sistent contender in the AFC South, twice making the playoffs and winning a playoff game in Pittsburgh in the 2007 playoffs.

Vance has been with the Jaguars since July 1994, following 21 years in private law practice in Connecticut. While there, he represented Wayne Weaver and the Jaguars during the expansion process. Since coming to Jacksonville, he has been of counsel with the Jacksonville office of Foley & Lardner, which serves as the primary law firm of the Jaguars.

He graduated from the University of Rochester in 1969 with a degree in economics. While at Rochester, he played baseball and captained the school's basketball team. He received his J.D. in 1973 from Columbia, where he was a Harlan Fiske Stone Scholar.

Among his community activities, he is a member of the Advisory Board of Florida Coastal School of Law, and has served on the boards of the Jacksonville Museum of Science and History and the MaiVai Washington Kids Foundation. He is a past member of the Business Advisory Council of the University of North Florida's Coggin School of Business and the Alliance for World Class Education. He has also served as a member of the steering committee of Downtown Visions, Inc., which successfully organized a business improvement district in downtown Jacksonville. A native of Buffalo, N.Y., Paul and his wife, Jane, live in Jacksonville. They have four children: daughters, Kerry and Jamie, and sons, Jordan and Derek.



BILL PRESCOTT

SENIOR VICE PRESIDENT, STADIUM OPERATIONS/CFO

Bill Prescott is the senior vice president, stadium operations/chief financial officer for the Jaguars. He is responsible for managing the Jaguars areas of EverBank Field as well as stadium concession operations on a year-round basis. Prescott serves as the liaison for the Jaguars and the City of Jacksonville on lease matters, and SMG on facility issues.

Prescott oversaw the design and construction of the \$63 million renovation of EverBank Field. All of the renovations were completed in time for Super Bowl XXXIX, which was played on February 6, 2005.

For day of game operations he works closely with the Guest Services Committee, comprised of the management of all companies that interact with fans on game day, to make sure our fans have an enjoyable game day experience. The 2010 season was ranked in the top quartile for customer satisfaction at Jaguars home games.

As CFO, he oversees the financial operations and information technology of the team. Prescott interacts with the NFL on financial and business matters. He also serves on an NFL committee to review the best practices of financial and busi-

ness operations.

Prescott is also responsible for the financial operations of other Wayne Weaver-related entities, such as the DAR Group, the Jacksonville Jaguars

Foundation and the Weaver Family Foundation. He has been involved with the Jaguars since their inception and has also handled the Weavers' finances since 1980.

A native of the Bronx, N.Y., Prescott is a graduate of Pace University with a degree in accounting and a master's degree in taxation. Prescott is a member of the executive board and treasurer of Visit Jacksonville, a member of the Board of Governors of the Jacksonville Regional Chamber of Commerce, and former chairman for the Mohawk District of the Boy Scouts of North Florida, an urban scouting program serving the at-risk youth of Jacksonville. Prescott was born May 7, 1956. He has two sons, Christopher and Michael and a step-daughter Nikki. He and his wife, Kim, live in Ponte Vedra Beach.





DAN EDWARDS

SENIOR VICE PRESIDENT, COMMUNICATIONS AND MEDIA

Dan Edwards, the Jaguars' senior vice president of communications and media, is responsible for overseeing all aspects of the Jaguars' communications division, which includes media relations, community relations, publications, broadcasting, and content for the team's web site, www.jaguars.com. He is in his 28th season in the NFL and his 18th year with the Jaguars.

Edwards was promoted to vice president in 2003, when the Jaguars' community relations department and Internet content were added to his responsibilities. He is one of 12 current staff members who have been with the franchise for 17 years, beginning in 1994.

Joining the Jaguars on May 4, 1994 from the Pittsburgh Steelers, Edwards arrived with ten seasons of NFL experience with the Steelers, the Miami Dolphins and the league office. During his nine years with the Steelers, the last seven as public relations director (1987-93), the team's public relations staff received the Pete Rozelle Award from the Pro Football Writers of America in 1991.

Edwards received a scholarship from NFL Charities in 1984 and began his NFL career that year as a public relations intern in the NFL office in New York. He spent the 1984 football season working in publicity for the Miami Dolphins, who played in Super Bowl XIX that year, before joining the Steelers in 1985.

He has also worked for the NFL staffing the Super Bowl media center at 21 Super Bowls in addition to the 1990 Pro Bowl.

Prior to entering the NFL, Edwards worked in professional baseball as an administrative assistant with the Eugene (Ore.) Emeralds, a single-A affiliate of the Cincinnati Reds. He played football and baseball for Montgomery College (Md.) before transferring to the University of Oregon.

Edwards received his undergraduate degree in business administration with a major in management from the University of Oregon in 1981, and a master's degree in sports administration/facility management from Ohio University in 1984. In 2004 he attended the NFL-Stanford Program for Managers at Stanford University, and he is currently an adjunct professor in sport communication at the University of North Florida.

Edwards serves on the board of directors of Big Brothers Big Sisters of Northeast Florida as well as the community advisory board for Haven Hospice, and he is a member of the Leadership Jacksonville class of 2009. He and his wife Tricia have four children: sons Christian and Preston and daughters Danielle and Victoria.



MACKY WEAVER

SENIOR VICE PRESIDENT, SALES AND MARKETING

Macky Weaver was promoted to senior vice president for sales and marketing in April 2010. His responsibilities include overseeing all sales activities (premium, general bowl, and suites seating) sponsorship, marketing, customer service, special events and game day operations. In addition, he is responsible for the sales of the Jaguars media department, including Jaguars radio and TV broadcasting as well as jaguars.com, the team's website. Unique to the NFL, this allows the Jaguars unprecedented coordination of the sales efforts of the team.

Prior to this, Macky served as executive director where he

was responsible for the sales and service of all sponsor and media inventory associated with the Jaguars and EverBank Field.

He originally joined the Jaguars on May 15, 1994 as an account executive in corporate sponsorship. He was promoted director of corporate sponsorship in December of 1997 and to executive director in 2004. He is one of 12 staff members who joined the Jaguars in 1994. Weaver was born May 21, 1965 in Atlanta and moved to Jacksonville in 1976.



WHY JAGUARS?

Finalists in the contest to name the NFL's expansion team in Jacksonville included Sharks, Stingrays and even Panthers, but it was "Jaguars" that was ultimately selected and announced on December 6, 1991. Utilizing the services of the marketing experts from NFL Properties' Creative Services division and with the partners of Touchdown Jacksonville!, the enthusiastic fans of Jacksonville finally had a name to call what just less than two years later would become the 30th franchise to join the NFL.

Although thousands of entries were received when a contest was held to name the team, a majority of hundreds agreed with the name "Jacksonville Jaguars." Of those who submitted the name Jaguars, Jacksonville resident Ray Potts was randomly selected as the contest winner and for his contribution was provided a trip to the Super Bowl that year.

Considered the most aggressive and feared big cats in North America, the Jacksonville Jaguars look to pay tribute to their namesake in championship form.



SKIP RICHARDSON

EXECUTIVE DIRECTOR, FOOTBALL OPERATIONS/FACILITIES

After serving four years as director of security for the Jaguars, Skip Richardson was named director of football operations in 1999 before being promoted to executive director in 2005. He oversees all administrative matters for the football operations department, including player programs, team travel and security, as well as coordination and management of the team's facilities. He is a member of the NFL security task force that was established after September 11, 2001. Richardson also worked with Paul Tagliabue's staff regarding security for Super Bowl XXXIX in Jacksonville.

In 2000, the Jaguars were honored with the "Most Outstanding Player Development Program" award at NFL meetings in San Diego.

A veteran of 23 years in law enforcement, Richardson joined the Jaguars on July 21, 1995. He still directs every phase of security for the team, as well as handling security matters involving the NFL office. He works closely with local, state and federal law enforcement agencies. Richardson was previously

a police S.W.A.T. team supervisor for the Jacksonville Sheriff's Office and planned security for all special events held in Jacksonville, such as the annual Florida-Georgia game, the Gator Bowl and the Jazz Festival. Richardson retired as a supervisor from the Jacksonville Sheriff's Office in 1995.

He received a degree in criminology from Florida State University. A native of Jacksonville, Richardson is active in the Police Athletic League. Richardson in past years has been active in Big Brothers Big Sisters of Northeast Florida and the Jacksonville Symphony Guild. He is a member of the American Society for Industrial Security, National Association of Chiefs of Police, and the Florida Association of Licensed Investigators. Richardson and his wife, Ann, have a son, Brett, and a daughter, Kristen.



BRUCE SWINDELL

EXECUTIVE DIRECTOR, INFORMATION TECHNOLOGY

Bruce Swindell is responsible for the development, procurement, implementation and management of computer-related technology and training within the Jaguars organization. This support extends to all facets of the organization, and includes database and application development and support, network administration, help desk support and hardware maintenance.

Swindell has guided the development of the team's award-winning website (www.jaguars.com) since it went online in 1996. Swindell joined the Jaguars on November 29, 1994, following 21 years of service in the U.S. Navy. During his Naval

career, he served in various locations throughout the United States and the world, including Iceland, Puerto Rico and the British Indian Ocean Territories. He is one of 12 staff members who joined the franchise in 1994.

Swindell was born December 1, 1954 in Woodbury, N.J., and received a degree in business administration from Limestone College in Gaffney, S.C. He and his wife, Jane, have a son, Wade, and a daughter, Erica.




TIM BISHKO

DIRECTOR, TICKET OPERATIONS

Timothy Bishko has been the director of ticket operations for the Jaguars since 2000. He is responsible for ticket operations and ticket distribution. Bishko joined the Jaguars in September 1994 as a ticket specialist, and he worked his way up the ranks to his current position. He is one of 12 staff members who joined the franchise in 1994. Prior to joining the Jaguars, he was an intern in the athletic department at Jacksonville University.

He received an associate degree in sports administration from Becker College in 1991 and a bachelor's degree in sport management from the University of Massachusetts in 1994. He was born November 3, 1971 in Hadley, Mass. Bishko is single and lives in Jacksonville.





SASHI BROWN

ASSISTANT GENERAL COUNSEL

Sashi Brown joined the Jaguars prior to the 2005 NFL season. Now in his seventh season with the Jaguars, Brown advises the franchise in a variety of legal and business matters. His responsibilities include contract negotiation, employment matters, insurance and risk management, intellectual property and licensing issues and litigation management.

Prior to joining the Jaguars, Brown was an attorney with Wilmer, Cutler, Pickering, Hale and Dorr, a private law firm based in Washington, D.C. As a member of the firm's corporate law practice group, Brown advised companies in a variety of business transactions.

Brown earned an undergraduate degree from Hampton

University in 1998 and a juris doctorate degree from Harvard Law School in 2002. Brown is a member of the New York, District of Columbia and Florida bars.

In addition to his duties with the Jaguars, Brown serves as a member of the Board of Directors and Chairman of the Section 8 Subcommittee to the Jacksonville Housing Authority. Brown resides in Jacksonville with his wife Paige. He is a native of Boston, Massachusetts, where he was born on May 15, 1976.



TIM WALSH

DIRECTOR, FOOTBALL ADMINISTRATION

Tim Walsh was named the Jaguars' Director of Football Administration in 2007. He is in his 15th year with the Jaguars organization. He works closely with Senior Vice President of Football Operations Paul Vance in managing the Jaguars salary cap and developing their strategic planning. His other responsibilities include crafting contract proposals and parameters, negotiating player contracts, budgeting and coordinating the Jaguars compliance with the NFL's Collective Bargaining Agreement and NFL Player Personnel rules.

Walsh started his NFL career in 1996 with the NFL

Management Council, for which he monitored the league-wide salary cap and analyzed NFL player contracts. Walsh graduated summa cum laude in accountancy from the University of Notre Dame and earned his master's degree in sport management from the University of Richmond, and is a member of the Leadership Jacksonville Class of 2012.



JACKSONVILLE

JAGUARS





JAGUARS STAFF



ALISA ABBOTT
Exec. Assistant to Sr. VP,
Communications & Media



ERIC BARTOLUCCI
Senior Account Executive



JASON BASTIAN
Events Coordinator



ANNE BOCCUZZI
Account Coordinator,
Corporate Sponsorship



JUSTIN BLAND
Assistant Athletic Trainer



LEAH BUSH
Payroll Specialist




CARLOS CACERES
Associate Producer,
Game Operations



KITTY CASH
Exec. Assistant to Sr. VP,
Stadium Operations/CFO



RHONDA CHARLES
Executive Assistant,
Legal Department



MICHAEL CHLEBOVEC
Fan Services Executive



TERESA COSCIA
Premium Seating,
Sales and Service Executive



TARA CRISP
Fan Services Executive



JASON DEAN
Help Desk Coordinator




BRIAN D'ERRICO
Assistant Controller



DANA DESJARLAIS
Executive Assistant,
Player Personnel



SANDY DODD
Manager, Executive Office



BONITA DOLL
Executive Assistant to
Delores Barr Weaver



NICOLA DRAKE
Senior Manager,
Fan Services



SHAWN DUBROW
Account Executive



CURTIS DVORAK
Mascot Coordinator



RYAN GOWENS
Assistant Equipment
Manager



SHANNON GRAY
Programmer Analyst



CLAY GREENHAW
Associate Producer,
Game Operations







STEVE HALL
Senior Web Designer



CODY HENDRICKS
Representative,
Ticket Operations



JAGUARS STAFF





JAGUARS STAFF



DAVID SCORDO
Account Executive



JIM SCOTT
Manager, Ticket Operations



ROD SCOTT
Assistant Athletic Trainer



MARK SHAINBROWN
Senior Account Executive



RENZO SHEPPARD
Communications Assistant



RHONDA SHIELDS
Senior Account Executive,
Media Sales



NIKKI JACKSON SMITH
Account Coordinator,
Corporate Sponsorship



THERESA SMITH
Sales Executive,
Premium



MIKE STOEBER
Video Assistant



SEAN TAYLOR
Web and Graphic Designer



SCOTT THOMPSON
Marketing Operations
Coordinator



ROBERT TILKA
Senior Manager, Ticket Sales
and Premium Seating



BAHATI VAN PELT
Manager, Player Relations
and Youth Football



TRACEY VAN SLYKE
Executive Assistant,
Football Operations



KATIE VAUGHN
Administrative Assistant,
Information Technology



MIKE WEBB
Manager, Network Administration
and Systems Security



KURT WISENBAUGH
Manager, Events and
Game Operations



MATT WOODS
Account Executive,
Corporate Sponsorship



CHRISTY STECHMAN ZYNDA
Manager,
Cheerleading Program

THE FAVORITE BEER OF NFL FANS

Kick off every Sunday with the just-right taste of Bud Light and enjoy every unbelievable snap. It's football season. *Here We Go!*




**BUD
LIGHT**

OFFICIAL BEER SPONSOR



ENJOY RESPONSIBLY

©2011 Anheuser-Busch, Bud Light® beer, St. Louis, MO
©2011 NFL Properties LLC. All NFL-related trademarks are
trademarks of the National Football League.

RUSSELL ALLEN

50

6-3 • 234 LBS.
SAN DIEGO STATE
BORN MAY 5, 1986
OCEANSIDE, CALIFORNIA
ACQ. ROOKIE FREE AGENT 2009
EXP.: 3RD YEAR

LB

GAMES PLAYED/STARTED: 2009 (16/5), 2010 (16/4)

NFL TOTALS: 32 games, 9 starts

POSTSEASON TOTALS: 0 games, 0 starts

TRANSACTIONS: Signed as an undrafted rookie 4/26/09.

PRO: Former undrafted rookie has played in all 32 games with nine starts in his first two seasons ... Career totals include 112 tackles (73 solo) and seven tackles for loss ... Plays key role on special teams with 26 career tackles ... One of only three rookies (Derek Cox, Terrance Knighton) to play in all 16 games in 2009 ... Played under Jaguars assistant defensive backs coach Thom Kaumeyer at San Diego State ... Never missed a game in four seasons, starting 43 of 48 contests for the Aztecs ...

2010: Appeared in all 16 games for the second straight season and made four starts at LB ... Finished with 54 tackles (38 solo), one pass defended and a career-high four tackles for loss ... Added 12 special teams tackles ... Saw extensive action at LB (44 snaps) on **9/19 at SD** after Justin Durant left the game with an injury and totaled eight tackles along with two special teams tackles ... Made four tackles on **9/26 vs. PHI** ... Earned first start of the season on **10/3 vs. IND** and accumulated four tackles ... Followed with five tackles in starting role on **10/10 at BUF** ... Had two special teams tackles on **10/31 at DAL** ... Had a tackle for loss on **12/5 at TEN** along with one special teams tackle ... Saw action for 22 snaps at LB on **12/12 vs. OAK**, finishing with three tackles and two special teams tackles ... Produced five tackles, one for loss, in 20 snaps on **12/18 at IND** along with two tackles on special teams ... Started at LB on **12/26 vs. WAS** and registered a season-high 11 tackles (nine solo) with one tackle for loss on 37 snaps ... Concluded season with 10 tackles (nine solo) including a career-high two tackles for loss on **1/2 at HOU** ...

2009: Played in all 16 games as a rookie with five starts at LB ... Totaled 58 tackles (35 solo), three tackles for loss and one QB pressure ... Ranked third on the club with 14 special teams tackles ... Saw action on special teams in games 1-4 and posted three tackles on **10/4 vs. TEN** ... Inserted into starting lineup on **10/11 at SEA** due to injuries and tied for the team-lead with 12 tackles ... Saw action for 11 snaps at LB on **10/18 vs. STL** and 12 snaps on **11/15 at NYJ** ...


Started in place of injured Justin Durant on **11/22 vs. BUF** and finished with seven tackles ... Had two solo tackles and a tackle for loss in reserve role on **11/29 at SF** ... Played 38 snaps at LB on **12/13 vs. MIA** and posted eight tackles including one for a loss ... Started at LB on **12/17 vs. IND** for injured Clint Ingram and tied career-high with 12 tackles (eight solo) ... Made starts on **12/27 at NE** and **1/3 at CLE** to conclude the season.

COLLEGE: Started 43 of 48 games at LB, never missing a game in four seasons ... Finished career with 375 tackles, 22 tackles for loss, 3.5 sacks, three forced fumbles and four fumble recoveries ... Ranked second in school history in tackles ... Led team with 107 tackles and ranked second with 9.5 tackles for loss as a senior ... Served as team captain his final two seasons ... Started at DE in two games as a senior ... Was recruited to San Diego State by Jaguars assistant defensive backs coach Thom Kaumeyer.

PERSONAL: Married (Ali) ... Resides in Jacksonville, Fla. ... Attended Vista High (Calif.) and had his jersey retired in the 2010 offseason by the school ... Named San Diego County defensive player of the year by the San Diego Union-Tribune, the North CountyTimes and CIF as a senior ... Led team to consecutive Division I championship game appearances ... Recorded team-high 118 tackles as a senior and was also credited with four sacks, four fumble recoveries and three forced fumbles ... Makes numerous visits to local detention center in Jacksonville to give his testimony ... Weekly visitor to Daniel Home and Children's Home Society ... Visited patients at Wolfson Children's Hospital ... Had lunch with children at San Jose Episcopal Day School ... Attended dinner with a group of children from Naval Station Mayport as part of "Jack's Pack," a program sponsored by the Jack Del Rio Foundation ... Participated in photo shoot to raise money for Boot Campaign, an organization that assists wounded returning combat military ... He and his wife visited El Salvador in 2011 offseason to see the children through Compassion International ... Full name: Russell Allen.

RUSSELL ALLEN'S REGULAR SEASON STATISTICS

TACKLES	GP/GS	TKL	SOLO	ASST	ST	SACKS	FF	FR	PD	TFL
2009 Jacksonville	16/5	58	35	23	14	0.0	0	0	0	3
2010 Jacksonville	16/4	54	38	16	12	0.0	0	0	1	4
NFL totals: 2 years	32/9	112	73	39	26	0.0	0	0	1	7

**TYSON
ALUALU****93****6-3 • 304 LBS.****CALIFORNIA****BORN MAY 12, 1987****HONOLULU, HAWAII****ACQ. 1ST ROUND OF 2010 DRAFT (10TH OVERALL)****EXP.: 2ND YEAR****DT****GAMES PLAYED/STARTED:** 2010 (16/16)**NFL TOTALS:** 16 games, 16 starts**POSTSEASON TOTALS:** 0 games, 0 starts**TRANSACTIONS:** Originally drafted in the first round (10th overall) of the 2010 draft.

PRO: Explosive tackle with quick hands and feet ... Possesses high motor and can play any position on the line ... Started all 16 games as a rookie and contributed 3.5 sacks, seven tackles for loss and 20 QB pressures ... Joined Terrance Knighton as only two rookie defensive linemen in franchise history to start all 16 games as a rookie ... Became first player drafted by the Jaguars from the University of California ... Was one of five defensive tackles taken in the first round and the third overall, behind Ndamukong Suh and Gerald McCoy ... Fourth defensive tackle drafted in first round by the Jaguars in franchise history and first since 2002 (John Henderson) ... Became highest drafted player in Cal history since Andre Carter was taken with the seventh overall pick by San Francisco in 2001 ... Played in 2010 Senior Bowl and recorded a sack ... Last name pronounced AH-lu AH-lu ...

2010: Started all 16 games as a rookie at DT, joining 2009 third-round pick Terrance Knighton as the only two DL in franchise history to accomplish the feat ... Ranked tied for second on team with 3.5 sacks and third with seven tackles for loss ... Totaled 77 tackles (50 solo), three passes defended and 20 QB pressures ... Ranked second in the NFL among all rookie defensive tackles in sacks including two in the first three games ... **9/12 vs. DEN:** Only rookie to start on opening day for the Jaguars and finished with seven tackles, one QB hit and first career sack. Sacked Kyle Orton for a six-yard loss in the second quarter ... **9/26 vs. PHI:** Recorded career-high eight tackles and split a sack with Knighton in the third quarter ... **10/3 vs. IND:** Played 63 snaps and totaled one tackle and one QB hit ... **10/10 at BUF:** Tallied seven tackles, two QB hits and two tackles for loss ... **10/18 vs. TEN:** Made six tackles and one QB hit ... **10/31 at DAL:** Compiled six tackles, one sack, one tackle for loss and two QB hits ... **11/21 vs. CLE:** Registered a sack for the second time in three games ... **12/5 at TEN:** Totaled four tackles and a team-high four QB hits ... **12/12 vs. OAK:** Played 47 snaps and had six tackles ... **12/18 at IND:** Led team with three QB hits and added three tackles on 52 snaps ... **12/26 vs. WAS:** Recorded four tackles, one tackle for loss, one QB hit and team-high two passes

defensed.

COLLEGE: Four-year letterman, playing in 52 games with 40 starts ... Never missed a game and started 39 consecutive games to complete his career ... Played DE and DT in 3-4 scheme ... Career totals include 195 tackles, 26 tackles for loss, 16 sacks, seven passes defended, four forced fumbles and four fumble recoveries ... Added one INT, 11 QB pressures and one blocked kick ... Three-time winner of the Brick Muller Award as team's most valuable defensive lineman ... Signed with California prior to 2005 season but enrolled in January of 2006 ... Started all 13 games as a senior at LDE in 3-4 defense for the third consecutive season ... Led All-Pac-10 linemen with career-high 65 tackles ... First-team All-Pac 10 selection ... Added a team-high 7.5 sacks and 11.5 tackles for loss ... Served as team captain ... Honored with Joe Roth Award given to the player that best exemplifies courage, attitude and sportsmanship ... Started all 13 games as a junior ... Posted 62 tackles, six sacks and 11 tackles for loss ... The 62 tackles were the most by a Cal lineman since Duane Clemons had 82 in 1995 ... Earned second-team All-Pac 10 honors ... Served as defensive captain ... Started all 13 games as a sophomore for the first time in his career, mainly at DE in 3-4 defense ... Led DL with 52 tackles including 3.5 for loss ... Added 2.5 sacks, one INT and team-high four fumble recoveries ... Recovered first career fumble vs. Arizona and raced to the end zone for a TD ... Appeared in all 13 games as a true freshman with one start ... Ranked fourth on team with 16 tackles ... Majored in ethnic studies.

PERSONAL: Married (Desire) with sons, Tyree and Tydes, and daughter, Dereon ... Resides in Jacksonville, FL ... Attended St. Louis High School in Honolulu ... School also produced current NFL players Olin Kreutz (Chicago), Dominic Raiola (Detroit) and former NFL running back Chris Fuamatu-Ma'afala among others ... Was two-time all-state selection by Honolulu Star Bulletin ... Ranked as No. 2 player in state in 2005 by Rivals.com ... Posted team-high seven sacks and 59 tackles as a senior ... Supports and attends team sponsored events including Jaguars Readers Party,




Food Drive and Operation Blessing ... Participated in photo shoot to raise money for Boot Campaign, an organization that assists wounded returning combat military ... Parents are Ta'avao and Levaa'i Alualu ... Has seven sisters: Taimane-Ruta, Tanya, Tasia, Tatiana, Timena, Trinity and Trust, and one

brother, Tupu ... Fourth member of his family to play college football. His uncle, Tupu Alualu played at Hawaii, cousin Ben Alualu played at Arizona and cousin, Tyrone Alualu, played at Laney College ... Lives by the motto "God first, and everything else will fall into place" ... Full name: Tyson Asi Alualu.

TYSON ALUALU'S REGULAR SEASON STATISTICS

TACKLES	GP/GS	TKL	SOLO	ASST	ST	SACKS	FF	FR	PD	TFL
2010 Jacksonville	16/16	77	50	27	0	3.5	0	0	3	7



BROCK BOLEN

44

6-0 • 233 LBS.
LOUISVILLE
BORN MARCH 24, 1985
GERMANTOWN, OHIO
ACQ. ROOKIE FREE AGENT 2009
EXP.: 2ND YEAR

FB

GAMES PLAYED/STARTED: 2009 (3/0), 2010 (4/0)

NFL TOTALS: 7 games, 0 starts

POSTSEASON TOTALS: 0 games, 0 starts

TRANSACTIONS: Signed as an undrafted rookie 4/26/09 ... Waived on 9/5/09 ... Signed to Jaguars practice squad on 9/7/09 ... Signed to active roster on 12/14/09.

PRO: Second-year FB has played in seven career games ... Signed with the Jaguars as a rookie free agent in 2009 where he spent the majority of the season on club's practice squad ... Played in a career-high four games in 2010 ...

2010: Saw action in four games, mainly on special teams, and was inactive for 12 contests ... Finished with one special teams tackle ... Had 15-yard reception on **12/26 vs. WAS**, his first career catch, and also had a five-yard kickoff return ... Saw first action of the season on **10/10 at BUF** and made one special teams tackle ... Saw action at FB and on special teams on **12/18 vs. IND** and **1/2 at HOU** ...

2009: Appeared in three games as a rookie ... Spent first 14 weeks on the club's practice squad before he was signed to active roster on Dec. 14 ...

Made NFL debut on **12/17 vs. IND**.

COLLEGE: Three-year letterman at Louisville after transferring from Illinois in 2005 ... Played in 46 games, including 35 at Louisville ... Career totals included 1,321 rushing yards on 271 carries with 16 rushing TDs and four receiving TDs ... Ranked second on team as a senior with 518 yards on 124 carries with seven rushing TDs and one receiving score ... Recorded two career 100-yard rushing games ... Majored in sports management.


PERSONAL: Married (Haley) ... Resides in Germantown, Ohio ... Participated in 2009 Tropicana "Got Skills?" Rookie Day at EverBank Field ... Participated in Operation Blessing ... Played in the 2010 Jacksonville Association of Firefighters charity softball game ... Full name: Brock Bolen.

BROCK BOLEN'S REGULAR SEASON STATISTICS

RUSHING	GP/GS	NO	YDS	AVG	LG	TD
2009 Jacksonville	3/0	0	0	0.0	0	0
2010 Jacksonville	4/0	0	0	0.0	0	0
NFL totals: 2 years	7/0	0	0	0.0	0	0

RECEIVING	GP/GS	NO	YDS	AVG	LG	TD
2009 Jacksonville	3/0	0	0	0.0	0	0
2010 Jacksonville	4/0	1	15	15.0	15	0
NFL totals: 2 years	7/0	1	15	15.0	15	0

ADDITIONAL STATISTICS: One special teams tackle in 2010; One kickoff return for five yards on 12/16/10 vs. WAS.

**KYLE
BOSWORTH****56****6-1 • 236 LBS.**
UCLA
BORN NOVEMBER 21, 1986
PLANO, TEXAS
ACQ. FREE AGENT 2010
EXP.: 2ND YEAR**LB****GAMES PLAYED/STARTED:** 2010 (IR)**NFL TOTALS:** 0 games, 0 starts**POSTSEASON TOTALS:** 0 games, 0 starts**TRANSACTIONS:** Signed as an undrafted rookie 4/24/10.

PRO: Will compete for a roster spot at LB and on special teams ... Spent entire rookie season on injured reserve after signing as an undrafted free agent ... Played in all four preseason games and had 10 tackles and two special teams tackles ... Four-year letterman at UCLA ... Nephew of former NFL linebacker Brian Bosworth ... Teammate of Jaguars RB Maurice Jones-Drew and TE Marcedes Lewis at UCLA ...

2010: Played in all four preseason games and excelled on special teams ... Was placed on injured reserve on Sept. 4.

COLLEGE: Appeared in 49 games with 21 starts in five seasons at UCLA ... Career totals included 174 tackles (106 solo), two sacks and 12.5 tackles for loss ... Started 12 of 13 games as a senior and ranked second on the team with 77 tackles ... Finished with 7.5 tackles for loss ... Injured his knee in second game of the 2008 season during first half against BYU and missed the final 10 games ... Granted a medical redshirt ... Started seven of 13 games as a junior, finishing with 74 tackles ... Played in all 13 games as a sophomore,


mainly on special teams ... Appeared in eight games as a freshman on kickoff return and kickoff coverage teams ... Majored in political science.

PERSONAL: Single ... Resides in Jacksonville ... Attended Plano West Senior High (Texas) ... Three-star selection at LB by Rivals.com ... Selected to play in 2005 Coca-Cola Bowl ... Finished career with 231 tackles, 12 tackles for loss, three INTs, six fumble recoveries and one sack ... Helped team to first city championship as a senior, totaling 115 tackles, 12 tackles for loss, one sack and three INTs ... Scored six TDs ... Also lettered in track in discus, shot put and 440 relay ... Has twin brother, Korey, who also played at UCLA ... Born in Irving, Texas ... Nephew of former Oklahoma All-America and NFL linebacker Brian Bosworth ... Would like to pursue career in medicine following career ... Supports team initiatives including Team Teal functions and World Wide Day of Play ... Visited Animal Care and Protective Services ... Participated in dinner for First Tee at Deerwood Country Club ... Full name: Kyle Louis Bosworth.

JAGUARS SACK SHUTOUTS

In the eight years under Jack Del Rio from 2003-10, the Jaguars have had 14 games without allowing a sack. In the previous eight seasons the Jaguars had five total. The Jaguars did not allow a sack in back-to-back games in 2007 for the first time in franchise history. Here are the games:


DATE	OPPONENT	DATE	OPPONENT
9/26/99	vs. Tennessee Titans	11/27/05	at Arizona Cardinals
10/17/99	vs. Cleveland Browns	12/11/05	vs. Indianapolis Colts
10/29/00	at Dallas Cowboys	11/20/06	vs. New York Giants
12/10/00	vs. Arizona Cardinals	11/18/07	vs. San Diego Chargers
9/15/02	at Kansas City Chiefs	12/9/07	vs. Carolina Panthers
9/28/03	at Houston Texans	12/16/07	at Pittsburgh Steelers
11/9/03	vs. Indianapolis Colts	9/21/08	at Indianapolis Colts
11/30/03	vs. Tampa Bay Buccaneers	9/27/09	at Houston Texans
12/12/04	vs. Chicago Bears	10/3/10	vs. Indianapolis Colts
10/9/05	vs. Cincinnati Bengals		

**ALVIN
BOWEN****54****6-1 • 222 LBS.
IOWA STATE
BORN DECEMBER 24, 1983
EAST ORANGE, NEW JERSEY
ACQ. FREE AGENT 2010
EXP.: 2ND YEAR****LB****GAMES PLAYED/STARTED:** 2008 (IR), 2009 (0/0), 2010 (2/0)**NFL TOTALS:** 2 games, 0 starts**POSTSEASON TOTALS:** 0 games, 0 starts**TRANSACTIONS:** Originally drafted by Buffalo in the fifth round (147th overall) of the 2008 draft ... Waived on 9/5/09 ... Signed to Bills practice squad on 9/6/09 ... Waived on 9/22/09 ... Signed by Washington to practice squad on 9/24/09 ... Waived on 6/9/10 ... Signed by Seattle as free agent on 8/7/10 ... Waived on 8/17/10 ... Signed by Jacksonville as free agent on 8/20/10 ... Waived on 9/4/10 ... Signed by Jacksonville to practice squad on 9/6/10 ... Signed to active roster on 9/18/10 ... Waived on 9/28/10 ... Signed by Jacksonville to practice squad on 9/30/10 ... Signed to active roster on 12/31/10.**PRO:** Second-year linebacker has spent time with Buffalo, Washington, Seattle and Jacksonville ... Was originally a fifth-round pick of the Bills in 2008 and spent his rookie season on injured reserve ... Saw his first NFL action in 2010, playing in two games for the Jaguars ... Spent majority of the season on the club's practice squad ... Two-time All-Big 12 first-team selection at Iowa State ...**2010:** Played in two games for the Jaguars, his first career NFL action ... Spent 12 weeks on the club's practice squad ... Was signed by the Jaguars on Aug. 20 after being waived by Seattle ... Made NFL debut on **9/19 at SD** and had one tackle ... Saw time on special teams on **9/26 vs. PHI** ... Spent next 12 weeks on the practice squad ... Signed to active roster on Dec. 31 and was inactive on **1/2 at HOU** ...**2009:** Began season on Bills practice squad before he was waived and signed to Redskins practice squad ... Spent 10 weeks on Redskins practice squad before he was promoted to active roster on Nov. 30 but was inactive for final five games ...**2008:** Was a fifth-round pick of the Bills ...

Suffered knee injury in the preseason and was placed on injured reserve on August 7.

COLLEGE: Began career at Garden City Community College before transferring to Iowa State as a sophomore ... Played in 46 games with 34 starts during collegiate career ... Career totals included 364 tackles (238 solo) and nine sacks ... Earned All-Big 12 first-team honors as a senior ... Started 12 games and led team with 99 tackles, tied for sixth-most in the league ... Led Big 12 with five forced fumbles ... Registered a league-high 155 tackles as a junior and earned All-Big 12 first-team honors ... Led nation with 12.92 tackles per game ... Totaled career-high 20 tackles vs. Toledo ... Played in 12 games in 2005, his first season at Iowa State, and delivered 33 tackles ... Posted 14 tackles for loss and 77 tackles at Garden City ... Did not play football in 2003 ... Graduated with a degree in liberal studies.**PERSONAL:** Single ... Attended Montclair High and led team to state title as a senior where he ran for 213 yards in the championship game ... Older brother, Jermaine, served in the Navy ... Brought his 12-year old brother Jamar Summers to live with him in Ames, Iowa during his senior season ... Full name: Alvin Bowen.**ALVIN BOWEN'S REGULAR SEASON STATISTICS**

TACKLES	GP/GS	TKL	SOLO	ASST	ST	SACKS	FF	FR	PD	TFL
2010 Jacksonville	2/0	1	1	0	0	0.0	0	0	0	0

**EBEN
BRITTON****73****6-6 • 310 LBS.
ARIZONA
BORN OCTOBER 14, 1987
BROOKLYN, NEW YORK
ACQ. 2ND ROUND OF 2009 DRAFT
EXP: 3RD YEAR****OT****GAMES PLAYED/STARTED:** 2009 (15/15), 2010 (7/7)**NFL TOTALS:** 22 games, 22 starts**POSTSEASON TOTALS:** 0 games, 0 starts**TRANSACTIONS:** Originally drafted in the second round (39th overall) of the 2009 draft.

PRO: Physical tackle who started 22 games since joining the club as a second-round pick in 2009 ... Started first seven games in 2010 before he was placed on injured reserve with a shoulder injury suffered in week seven at Kansas City ... One of three rookies to start 15-plus games for the Jaguars in 2009, joining Derek Cox (16) and Terrance Knighton (16) ... Seventh offensive lineman taken overall in 2009 and first of second round ... Left school following his junior season after redshirting as a freshman ... Three-year starter and has ability to play both LT and RT as well as G ...

2010: Started first seven games at RT before he suffered a season-ending shoulder injury at Kansas City on Oct. 24 ... Was placed on injured reserve on Oct. 26 ... Part of line that did not allow a sack on **10/3 vs. IND** ... Helped pave the way for 216 rushing yards on **10/10 at BUF**, one of four 200-plus rushing games ...

2009: Started 15 games as a rookie RT, the third-most by a rookie OT in franchise history ... Started season-opener on **9/13 at IND**, joining Eugene Monroe as the first pair of rookie tackles to start on opening day in the NFL since 1982 when Luis Sharpe and Tootie Robbins started for the St. Louis Cardinals ... Suffered knee injury in second quarter on **9/27 at HOU** and did not return ... Was inactive the following week on **10/4 vs. TEN** ... Started at RT on **11/1 at TEN** and helped pave the way for a season-high 217 rushing yards on only 16 carries (13.6 avg.) ... Made 15th start of the season at RT on **1/3 at CLE**, the most by a rookie offensive lineman since 2001.

COLLEGE: Started all 37 games played in three seasons ... Played first two seasons at RT (24 games) before switching to LT as a junior (13 games) ... Registered 289 knockdowns, 34 downfield blocks and 43 TD-resulting blocks, grading 85.6 for blocking consistency ... Was penalized just four times on 2,461 snaps ... Started all 13 games as a junior in 2008 at LT ... Switched to LT after playing on the right side during his first two


seasons ... Team captain ... Earned All-America honorable mention by The NFL Draft Report and first-team All-Pac 10 ... Registered a school single-season record with 125 knockdowns with 17 TD-resulting blocks (tops in Pac-10) ... Started all 12 games at RT as a sophomore ... Was third-team All-America selection and All-Pac 10 first-team selection by The NFL Draft Report ... Graded a conference-best 86.6 percent for blocking consistency, tops in the nation among RTs ... Registered 95 knockdowns with 12 of those down field and 15 resulting in TDs ... Started all 12 games as a redshirt freshman at RT in 2006 ... Earned first-team Freshman All-America honors from The NFL Draft Report ... Selected honorable mention All-Pac 10 by the league's coaches ... Became first freshman in school history and the Pac-10 to hold his opponents to no statistics in three games over the course of the season ... Spent 2005 season on the scout team and did not play in any games ... Majored in creative writing.

PERSONAL: Single ... Resides in Burbank, Calif. ... Attended John Burroughs High School (Ridgecrest, Calif.) ... Named Foothill League co-lineman of the year as a senior ... Added Los Angeles Times All-Region San Fernando Valley honors and named Super Prep All-American ... Competed in the Cali-Florida All-Star game in Miami ... Started at LT as a senior and at RT his first two seasons ... Also lettered in basketball and track, setting school records in the shot put and discus during his two seasons ... Four-time Honor Roll student and Scholar-Athlete Award winner ... Father, Jeff, played basketball at Jacksonville University ... Mother, Abbie, is a Columbia University graduate and journalist. She owns a personal training business ... Comes from a family of athletes, actors, writers and painters ... His grandmother, Estelle Parsons, won an Academy Award for her role as Blanche Barrow in the 1967 film, "Bonnie and Clyde" ... Born in New York, N.Y. ... Participated in 2009 Tropicana "Got Skills?" Rookie Day at EverBank Field ... Participated both financially and in person at the 2009 Shop with a Jock event at Wal-



Mart where more than 50 children from the Bridge of Northeast Florida and the Mali Vai Washington Kids Foundation were treated to a shopping spree ... Visited Douglas Anderson School of the Arts ... Participated in Winn-Dixie Food Drive Kickoff event ... Supports and attends team sponsored events including annual

Jaguars golf tournament, Team Teal and Draft Day Fan Fest ... Served as celebrity waiter in 2010 at Morton's Steakhouse for annual charity event that raises money for Wolfson and Shands Hospitals ... Returned to Arizona in the 2011 offseason to continue work toward his degree ... Full name: Eben Britton.

	JEREMY CAIN	48
	6-1 • 245 LBS. MASSACHUSETTS BORN MARCH 24, 1980 FORT LAUDERDALE, FLORIDA ACQ. WAIVERS 2009 (WASHINGTON) EXP.: 5TH YEAR	LS

GAMES PLAYED/STARTED: 2004 (5/0), 2005 (3/0), 2007 (9/0, 1/0), 2009 (16/0), 2010 (16/0)

NFL TOTALS: 49 games, 0 starts

JAGUARS TOTALS: 32 games, 0 starts

POSTSEASON TOTALS: 1 game, 0 starts

TRANSACTIONS: Originally signed as undrafted rookie by Chicago on 4/30/04... Waived on 9/5/04 ... Signed to Chicago practice squad on 9/7/04 ... Signed to active roster on 11/15/04 ... Waived on 9/3/05 ... Signed to Chicago practice squad on 9/5/05 ... Signed to active roster on 12/14/05 ... Waived/injured on 9/1/06 ... Signed by Philadelphia as free agent on 1/10/07 ... Waived on 9/2/07 ... Signed to Tennessee practice squad on 10/24/07 ... Waived on 10/27/07 ... Re-signed on 10/30/07 ... Waived on 8/31/08 ... Signed by Washington as free agent on 12/31/08 ... Waived on 6/12/09 ... Claimed off waivers by Jacksonville on 6/17/09.

PRO: Fifth-year veteran has not missed a game the last two seasons ... Earned a roster spot with the Jaguars in 2009 as long snapper ... Only club's second long snapper since 2001 ... Has also spent time with Chicago and Tennessee ... Began career as a linebacker (Philadelphia, Washington) ... Career totals include 49 games played with 17 special teams tackles ... Played in five games as a rookie with Chicago in 2004 ... Did not play in 2006 and 2008 ...

2010: Played in all 16 games for the second consecutive season ... Served as long snapper for placekicks and punts ... Had four special teams tackles ... Made two special teams tackles on **10/3 vs. IND** ... Finished season with one special teams tackle on **1/2 at HOU** ...

2009: Served as long snapper for placekicks and punts in a career-high 16 games ... Outlasted veteran Joe Zelenka in the preseason for the job ... Finished with nine special teams tackles, the second-most in team history by a long snapper (13, Rich Griffith, 1999) ... Had season-high two special teams tackles on **10/11 at SEA** ... Had one special teams tackle on **9/27 at HOU, 10/4 vs. TEN, 11/29 at SF, 12/6 vs. HOU, 12/17 vs. IND and 1/3 at CLE** ...

2008: Spent preseason with Tennessee before being waived on August 31 ...

2007: Served as long snapper and on coverage units in nine games for Tennessee and also saw action in one postseason game ... Was signed to Titans' practice squad on Oct. 24 and promoted to active roster three days later with injury to long snapper Ken Amato ... Posted three special teams tackles ... Had one special teams tackle on **11/4 vs. CAR** ... Saw action at FB on **11/19 at DEN** ...

2006: Was allocated to NFL Europa's Amsterdam Admirals where he served as linebacker and long snapper ... Finished with 38 tackles en route to a World Bowl XIV appearance ... Spent preseason with Chicago before reaching an injury settlement on Sept. 1 ...

2005: Spent first 13 weeks of season on Bears practice squad before being elevated to active roster for final three regular season games ... Finished with eight tackles and one pass defended ... Played LB in season-finale on **1/1 at MIN** and finished with eight tackles ...

2004: Appeared in five games as a rookie and had two tackles and one special teams tackle ... Originally signed by Chicago as an undrafted rookie and spent first part of the season on the club's practice squad ... Made NFL debut on **11/21 vs. IND** and recorded one special teams tackle.




COLLEGE: Two-time All-America selection ... Two-time candidate for Buck Buchanan Award, given annually to I-AA's top defensive player ... Ranked fifth on school's all-time list with 363 tackles ... Earned degree in hospitality from Iserberg School of Management in May 2004.

PERSONAL: Married (Erin) ... Resides in Ft. Lauderdale, Fla. ... Attended St. Thomas Aquinas High (Ft. Lauderdale) and earned all-state honors as senior LB/LS ... Has uncle, Ron, who played at Kentucky and spent time with Denver in 1960 ... His uncle, John, also played at Kentucky ... Would like to get into real estate following his football career ... Took part in the NFL's business education program at Wharton School of the University of Pennsylvania in 2008 ... Visited

Jacksonville Country Day School in 2009 and signed autographs for students ... Attended several Team Teal events ... Participated in PGA Tour's Family Fun Night at TPC Sawgrass in 2010 ... Played in Meals on Wheels golf tournament in 2010 ... Partnered with Adam Podlesh and Josh Scobee to distribute tickets throughout the 2010 season to local charities ... Attended 2010 First Tee Dinner at Deerwood Golf and Country Club ... Participated both financially and in person at the 2010 Shop with a Jock event at Target where more than 50 children from the Bridge of Northeast Florida and the MaliVai Washington Kids Foundation were treated to a shopping spree ... Born in Boynton Beach, Fla. ... Twitter handle is @JeremyCain48 ... Full name: Jeremy Robert Cain.

JEREMY CAIN'S REGULAR SEASON STATISTICS

TACKLES	GP/GS	TKL	SOLO	ASST	ST	SACKS	FF	FR	PD	TFL
2004 Chicago	5/0	2	0	2	1	0.0	0	0	0	0
2005 Chicago	3/0	6	4	2	0	0.0	0	0	1	0
2007 Tennessee	9/0	1	1	0	3	0.0	0	0	0	0
2009 Jacksonville	16/0	0	0	0	9	0.0	0	0	0	0
2010 Jacksonville	16/0	0	0	0	4	0.0	0	0	0	0
NFL totals: 5 years	49/0	9	5	4	17	0.0	0	0	1	0



DON CAREY

5-11 • 192 LBS.
NORFOLK STATE
BORN FEBRUARY 14, 1987
NORFOLK, VIRGINIA
ACQ. WAIVERS 2009 (CLEVELAND)
EXP.: 3RD YEAR

22

DB

GAMES PLAYED/STARTED: 2009 (IR), 2010 (15/10)

NFL TOTALS: 15 games, 10 starts

POSTSEASON TOTALS: 0 games, 0 starts

TRANSACTIONS: Originally selected by Cleveland in the sixth round (177th overall) of the 2009 draft ... Waived/injured on 8/6/09 ... Claimed off waivers by Jacksonville on 8/7/09.

PRO: Third-year defensive back saw his first NFL action in 2010 ... Started 10 of 15 games at FS after spending his rookie season on injured reserve ... Inserted into the starting lineup in week seven at Kansas City and started the final 10 games ... Was a sixth-round pick of Cleveland and injured his shoulder in training camp ... Was claimed off waivers by the Jaguars on Aug. 7, 2009 ... Four-year starter at Norfolk State ...

2010: Saw first career NFL action, appearing in 15 games with 10 starts at FS ... Totaled 51 tackles (29 solo), one INT and two tackles for loss ... Added four special teams tackles ... Started final 10 games of the season ... Made NFL debut on **9/19 at SD** ... Saw first extensive action on defense on **10/10 at BUF** and finished with four

tackles including first career tackle for loss ... Had two special teams tackles on **10/18 vs. TEN** ... Moved into starting lineup on **10/24 at KC** and played the entire game. Recorded six tackles ... Totaled four tackles (three solo) on **10/31 at DAL**, but left the game with a head injury in the fourth quarter ... Tallied six tackles (three solo) on **12/12 vs. OAK** and recorded his first career INT off Kyle Boller in the fourth quarter ... Registered a career-high seven tackles (four solo) on **12/18 at IND** ... Concluded season with five tackles on **12/26 vs. WAS** and seven tackles on **1/2 at HOU** ...

2009: Spent rookie season on injured reserve (shoulder).



COLLEGE: Four-year starter, playing in 44 career games ... Finished with 179 tackles, 10 INTs and 25 passes defended ... Played in the East-West Shrine game ... Was three-time member of the MEAC Commissioner's All-Academic Team ... Recorded five INTs as a senior and earned first-team All-MEAC honors ... Had three INTs as a junior, garnering second-team all-conference honors ... Finished with 48 tackles and ranked third in the conference with 11 passes defended ... Selected as recipient of the team's Army Strong Award, given to the player who best exemplifies community service and achievement on the field and in the classroom ... Saw action at CB and S as a sophomore, starting seven of 10 games ... Played S as a true freshman in 2005, starting 10 games ... Completed his degree in May 2010 in building construction technology.

PERSONAL: Single ... Resides in Norfolk, Va. ... Attended Booker T. Washington High School ... Earned second-team all-district honors as a

senior ... Played WR, DB and also returned kicks ... Had second-highest GPA on the team and graduated with honors ... Participated in several community programs as a rookie ... Participated in 2009 World Wide Day of Play and Hometown Huddle ... Helped Tyson Foods Inc. distribute food to local community agencies in 2009 ... Served as guest coach at Maurice Jones-Drew's 2010 football camp at Andrew Jackson High School ... Supports and attends team sponsored events including Team Teal, Readers Party and Draft Day Fan Fest ... Filmed a commercial for Jacksonville Orthopaedic Institute in 2010 ... Participated both financially and in person at the 2010 Shop with a Jock event at Target where more than 50 children from the Bridge of Northeast Florida and the MaliVai Washington Kids Foundation were treated to a shopping spree ... Visited Mayport Naval Station in Dec. of 2010 ... Born in Grand Rapids, Mich. ... Returned to school in 2010 offseason to complete requirements for degree in building construction technology ... Full name: Don Juan Carey, III.

DON CAREY'S REGULAR SEASON STATISTICS


TACKLES		GP/GS	TKL	SOLO	ASST	ST	SACKS	FF	FR	PD	TFL
2009	Jacksonville					Injured reserve (shoulder)					
2010	Jacksonville	15/10	51	29	22	4	0.0	0	0	0	2
NFL totals: 2 years		15/10	29	22	4	0.0	0	0	1	0	2

INTERCEPTIONS		GP/GS	NO	YDS	AVG	LG	TD
2009	Jacksonville					Injured reserve (shoulder)	
2010	Jacksonville	15/10	1	7	7.0	7	0
NFL totals: 2 years		15/10	1	7	7.0	7	0

JAGUARS SAFETIES SCORED

In 16 seasons, the Jaguars have scored 10 safeties on defense and special teams.

DATE	OPPONENT	RESULT
Sept. 26, 1999	vs. Tennessee	Hentrich runs out of endzone
Oct. 3, 1999	at Pittsburgh	Ball out of endzone
Oct. 3, 1999	at Pittsburgh	Smeenge sack of Stewart in endzone
Nov. 11, 2001	vs. Cincinnati	Brackens sack of Kitna in endzone
Dec. 30, 2001	vs. Kansas City	Stryzinski runs out of endzone
Oct. 27, 2002	vs. Houston	Westmoreland blocked punt out of endzone
Nov. 24, 2002	at Dallas	Meier tackle of Tucker in endzone
Nov. 21, 2004	vs. Tennessee	Favors sack of McNair in endzone
Dec. 12, 2004	vs. Chicago	Smith sack of Hutchinson in endzone
Nov. 23, 2008	vs. Minnesota	Kluwe runs out of endzone

**DREW
COLEMAN****30**

5-9 • 190 LBS.
 TEXAS CHRISTIAN
 BORN APRIL 22, 1983
 HENDERSON, TEXAS
 ACQ. UNRESTRICTED FREE AGENT (NEW YORK JETS) 2011
 EXP.: 6TH YEAR

CB

GAMES PLAYED/STARTED: 2006 (16/4, 1/0), 2007 (11/0), 2008 (9/0), 2009 (15/1, 3/0), 2010 (16/4, 3/2)

NFL TOTALS: 67 games, 9 starts

POSTSEASON TOTALS: 7 games, 2 starts

TRANSACTIONS: Originally drafted by the New York Jets in the fifth round (189th overall) of the 2006 draft ... Signed by Jacksonville as an unrestricted free agent on 7/30/11.

PRO: Veteran CB has played the last five seasons with the New York Jets ... Played in 67 games with nine starts ... Career totals include 93 tackles (74 solo), six sacks, six forced fumbles, two INTs and 18 passes defended ... Has seen extensive action on special teams and has 38 career tackles ... Played in seven postseason games with two starts including the AFC Championship game the last two seasons ... Produced career-high numbers in 2010 with 34 tackles, four sacks and five forced fumbles ... Two-year starter at TCU ...

2010: Played in all 16 games with a career-high four starts ... Established career-highs with 34 tackles, five forced fumbles, four sacks ... Added one INT, five passes defended and 10 special teams tackles ... His four sacks were the most by a Jets DB since 2006 ... Played in all three postseason games with two starts and totaled eight tackles and one sack ... **9/26 at MIA:** Registered second INT of career, picking off Chad Henne in the end zone to halt final drive of game and preserve a 31-23 win ... **10/3 at BUF:** Made first start of the season and finished with three tackles (two solo) and one pass defended ... **10/11 vs. MIN:** Sacked Brett Favre for a seven-yard loss ... **10/17 at DEN:** Started at CB and had five solo tackles and forced a Knowshorn Moreno fumble on the opening drive that was recovered by the Jets ... **11/14 at CLE:** Forced a fumble from Chansi Stuckey that was recovered by the Jets ... **12/19 at PIT:** Led team with a career-best 10 tackles, two for loss, and sacked Ben Roethlisberger twice. Both sacks forced a fumble ... **1/2 vs. BUF:** Forced a fumble of Brian Brohm that was recovered by the Jets ... Started at CB as team opened up in nickel defense on **1/8 at IND** in AFC Wild Card game ... Notched first career postseason sack when he brought down Tom Brady for a nine-yard loss on **1/16 at NE** in AFC Divisional Playoff game ... Made two tackles on **1/23 at PIT** in AFC Championship game ...

2009: Appeared in 15 games with one start ...

Registered 15 tackles and four passes defended ... Excelled on special teams, finishing with 12 tackles ... Played in all three postseason games and finished with seven tackles on defense and three on special teams ... Was inactive for season-opener on **9/13 at HOU** ... **9/20 vs. NE:** Saw first action of season and had three solo tackles ... **11/22 at NE:** Made lone start of season as nickel back and had season-high five tackles ... Had two tackles on **1/9 at CIN** in AFC Wild Card game and one solo tackle on **1/17 at SD** in AFC Divisional Playoff game ... Saw significant action in nickel defense on **1/24 at IND** in AFC Championship game and collected four tackles ...

2008: Played in nine games and was inactive for seven games ... Set a career high with six passes defended along with 20 tackles and one sack ... Added three special teams tackles ... Had a season-high five tackles on **9/14 vs. NE**, **9/28 vs. ARI** and **10/12 vs. CIN** ... **10/26 vs. KC:** Recorded second career sack, bringing down Tyler Thigpen for a 12-yard loss. Had two passes defended ...

2007: Saw action in 11 games ... Was inactive for five games ... Finished with four tackles, one INT, one pass defended ... Had seven tackles on special teams ... **12/2 at MIA:** Recorded two solo tackles and first career INT on a pass by John Beck. Also had two special teams tackles ...

2006: Played in all 16 games as a rookie with four starts ... Registered 20 tackles, one sack, two passes defended, one forced fumble ... Made NFL debut on **9/10 at TEN** ... **10/8 at JAX:** Made first career start and had a pass defended ... **10/15 vs. MIA:** Started and recorded season-high seven tackles and one pass defended ... **10/29 at CLE:** Saw action as a reserve and recorded first career sack ... Saw action on **1/7 at NE** in AFC Wild Card game and recorded two tackles and one special teams tackle.



COLLEGE: Played two seasons at Texas Christian after transferring from Trinity Valley (TX) Community College following 2003 season ... Made transition from WR to CB for the Horned Frogs and 49 tackles and five INTs in two seasons ... Played in 12 games as senior and totaled 36 tackles, four INTs, eight passes defended and two fumble recoveries ... Added two kickoff returns for 29 yards and five punt returns for 32 yards ... Was 2002 Southwest Junior College Football Conference Offensive Player of the Year after he rushed 29 times for 223 yards and two TDs, caught 26 passes for 534 yards and six TDs, and had 11 kickoff returns for 260 yards ... Led team to 10-2 record and a victory in Heart of Texas Bowl ... Majored in speech communication.

PERSONAL: Has one son, Drew Jr., and one daughter, Kaylon ... Attended Henderson High (TX) ... Named The Daily News Rusk County Football Player of the Year in 2000 ... Saw action at QB, RB, WR, DB and kickoff returner ... Heavily

involved in the community for the five years with the Jets ... Distributed gift cards to underprivileged children for a holiday shopping spree at the Livingston Toys 'R' Us in New Jersey ... Participated as a school buddy for a fifth grader at Raguet Elementary School in Nagocdoches, TX as the behest of a former high school classmate, who is a teacher there ... Makes frequent visits to the school during the offseason ... Helped make improvements to the entrance of Roy Wilkins Park in Jamaica, Queens as part of the United Way Hometown Huddle in 2006 ... Attended the United Way Gridiron Gale in 2007 to help celebrate the NFL's 30-year partnership with the United Way ... Joined students at public school/intermediate school 270 in Rosedale, NY in 2008 to help promote physical fitness and healthy living as part of the NFL's What Moves U program. The campaign is sponsored by the American Heart Association and targets an increasingly inactive generation of children ... Full name: Drew Coleman.

DREW COLEMAN'S REGULAR SEASON STATISTICS

	GP/GS	TKL	SOLO	ASST	ST	SACKS	FF	FR	PD
2006 N.Y. Jets	16/4	20	15	5	6	1.0	1	0	2
2007 N.Y. Jets	11/0	4	3	1	7	0.0	0	0	1
2008 N.Y. Jets	9/0	20	13	7	3	1.0	0	0	6
2009 N.Y. Jets	15/1	15	12	3	12	0.0	0	0	4
2010 N.Y. Jets	16/4	34	31	3	10	4.0	5	0	5
NFL totals: 5 years	67/9	93	74	19	38	6.0	6	0	18

	GP/GS	NO	YDS	AVG	LG	TD
2006 N.Y. Jets	16/4	0	0	0.0	0	0
2007 N.Y. Jets	11/0	1	1	1.0	1	0
2008 N.Y. Jets	9/0	0	0	0.0	0	0
2009 N.Y. Jets	15/1	0	0	0.0	0	0
2010 N.Y. Jets	16/4	1	0	0.0	0	0
NFL totals: 5 years	67/9	2	1	0.5	1	0

DREW COLEMAN'S POSTSEASON STATISTICS

	GP/GS	TKL	SOLO	ASST	SACKS	FF	FR	PD
2006 N.Y. Jets	1/0	2	1	1	0.0	0	0	0
2009 N.Y. Jets	3/0	7	6	1	0.0	0	0	0
2010 N.Y. Jets	3/2	8	7	1	1.0	0	0	0
NFL totals: 5 years	7/2	17	14	3	1.0	0	0	0

**NATE
COLLINS****98**

6-2 • 296 LBS.

VIRGINIA

BORN DECEMBER 14, 1987

PORT CHESTER, NEW YORK

ACQ. NEW YORK GIANTS PRACTICE SQUAD

EXP.: 2ND YEAR

DT**GAMES PLAYED/STARTED:** 2010 (1/0)**NFL TOTALS:** 1 game, 0 starts**POSTSEASON TOTALS:** 0 games, 0 starts**TRANSACTIONS:** Originally signed by the New York Giants as a rookie free agent on 4/25/10 ... Waived on 9/4/10 ... Signed to New York Giants practice squad on 9/6/10 ... Signed by Jacksonville to active roster on 11/13/10.**PRO:** Spent the first nine weeks of the 2010 season on the Giants practice squad before being signed to the Jaguars active roster on Nov. 13 ... Was originally signed as an undrafted rookie by the Giants and spent the preseason with the club before being waived on final cuts ... Was teammate of Jaguars 2009 first-round pick Eugene Monroe at Virginia ...**2010:** Began season on the N.Y. Giants practice squad ... Was signed by the Jaguars to the active roster on Nov. 13 ... Was inactive for seven games ... Made NFL debut on **12/5 at TEN** on special teams.**COLLEGE:** Finished collegiate career with 160 tackles (87 solo), nine sacks, one forced fumble and one interception ... Named first-team All-ACC as a senior and was twice named ACC Defensive Player of the Week ... Started all 12 games in his final season and totaled 76 tackles, six sacks and 10.5 tackles for loss ... Had career-high 16 tackles vs. Georgia Tech ... Registered nine tackles and returned an interception 32 yards for a TD vs. Maryland ... Played in 12 games as a junior with five starts and finished

with 36 tackles ... Played in all 13 games as sophomore as reserve NT ... Had 31 tackles, five tackles for loss and two sacks ... Recorded a sack for a safety in the first quarter vs. Texas Tech in the Gator Bowl ... Appeared in all 12 games as a freshman and produced 17 tackles, one sack, four tackles for loss and five quarterback pressures ... Majored in psychology.

PERSONAL: Single ... Attended King & Low-Heywood Thomas High School in Stamford, Conn. ... Played FB, TB, TE, WR, DT, LB and QB throughout his career ... Played DE primarily as a senior but also saw action for four games at QB due to injuries ... Finished with 86 tackles and 10 sacks, had 676 yards on 66 carries with 10 TDs, completed 13 of 40 passes for 140 yards and two TDs and caught 18 passes for 202 yards and 8 TDs ... Also lettered in basketball and baseball ... Father, Allen, played basketball at Alaska-Anchorage from 1979-80 ... Sister, Alisha, played basketball at Stonehill College in Massachusetts ... Born in White Plains, N.Y. ... Returned to Virginia in offseason to continue work toward his degree ... Full name: Nathaniel Allen Collins.**NATE COLLINS' REGULAR SEASON STATISTICS**

TACKLES	GP/GS	TKL	SOLO	ASST	ST	SACKS	FF	FR	PD	TFL
2010 Jacksonville	1/0	0	0	0	0	0.0	0	0	0	0

JAGUARS IN THE AIR

The Jaguars will travel approximately 7,347 miles to their 2011 road games (including preseason).

Atlanta	270	Pittsburgh	830	New England	966
Carolina	334	Houston	870	Buffalo	1,042
Tennessee	491	Cleveland	900		
Indianapolis	694	New York Jets	950		



keting and concentration in entrepreneurship.

PERSONAL: Single ... Resides in Greenville, N.C. ... Attended J.H. Rose High School (Greenville, N.C.) ... Two-year letterman at DB, WR, PR and KR ... Part of 2003 4-A State Championship team ... Had five punt returns for TDs and one kickoff return for a TD as a senior ... Recorded 10 INTs as a junior ... Was teammate with 2009 New York Giants fourth round pick Andre Brown ... Played center-field for state championship baseball team ... Has fraternal twin sister, Shannon ... Served as President of SAAC (Student Athletic Advisory Council) during 2008-09 season at William & Mary... Presented the 2008 Leadership Award by Alpha Kappa Alpha Sorority ... Member of Ebony Expression Gospel Choir ... Brother, Travis, played football at East Carolina with Jaguars quarterback David Garrard ... Supports and attends team spon-


sored events including annual Jaguars golf tournament, Team Teal, Readers Party, Operation Blessing, Hometown Huddle and Draft Day Fan Fest ... Hosted the Jaguars Foundation's Straight Talk program in 2011, which seeks to reduce teen pregnancy and HIV/AIDS in collaboration with local TV affiliates ... Made several appearances the last two years on behalf of NFL Play 60 initiative ... Participated in NFL 101 Workshop at Jacksonville University ... Recorded a public service announcement for the Jacksonville Children's Chorus to encourage children to get involved with the chorus ... Visited Clara White Mission several times to feed homeless ... Recorded PSA for Prostate Cancer Awareness ... Participated in 2009 Hometown Huddle ... Avid supporter of Second Harvest Food Bank ... Was celebrity guest at S.A. Hull pep rally for FCAT test ... Full name: Derek Cox.

DEREK COX'S REGULAR SEASON STATISTICS

TACKLES	GP/GS	TKL	SOLO	ASST	ST	SACKS	FF	FR	PD	TFL
2009 Jacksonville	16/16	76	56	20	0	0.0	0	1	#7	0
2010 Jacksonville	13/11	52	36	16	1	0.0	0	0	*9	1
NFL totals: 2 years	29/27	128	92	36	1	0.0	0	1	16	1

INTERCEPTIONS	GP/GS	NO	YDS	AVG	LG	TD
2009 Jacksonville	16/16	*4	6	1.5	6	0
2010 Jacksonville	13/11	*4	14	3.5	14	0
NFL totals: 2 years	29/27	8	20	2.5	14	0

* Team leader # Shared team lead



JACOB CUTRERA

58

6-3 • 238 LBS.
LOUISIANA STATE
BORN MAY 18, 1988
LAFAYETTE, LOUISIANA
ACQ. FREE AGENT 2010
EXP.: 2ND YEAR

LB

GAMES PLAYED/STARTED: 2010 (8/0)

NFL TOTALS: 8 games, 0 starts

POSTSEASON TOTALS: 0 games, 0 starts

TRANSACTIONS: Signed as an undrafted rookie 4/24/10 ... Waived on 9/18/10 ... Signed on 9/22/10.

PRO: Smart, physical LB who saw action on special teams as a rookie ... One of three rookie free agents to make 53-man opening day roster (Aaron Morgan, Kevin Haslam) ... Played in eight games in 2010 after signing as an undrafted rookie ... Finished with six special teams tackles ... Was four-year letterman at LSU ...

2010: Appeared in eight games as a rookie, primarily on special teams ... Led the team with four special teams tackles in the preseason along with a team-high 1.5 sacks to earn a roster spot ... Suffered a concussion on **11/28 at NYG** and was placed on

injured reserve on Dec. 2 ... Finished with six special teams tackles ... Recorded at least one special teams tackle in six of eight games played ... Made NFL debut on **9/12 vs. DEN** and had one special teams tackle ... Was inactive on **10/18 vs. TEN**.

COLLEGE: Four-year letterman, playing in 49 games with six starts ... Finished with 172 tackles, 12 tackles for loss, one sack, two INTs, two forced fumbles, six QB pressures and three passes defended ... Appeared in all 13 games as a senior with one start and had career-high 81 tackles, 6.5 tackles for loss and one sack ... Finished career with

**DEREK
COX****21**

6-1 • 190 LBS.
WILLIAM & MARY
BORN SEPTEMBER 22, 1986
GREENVILLE, NORTH CAROLINA
ACQ. 3RD ROUND OF 2009 DRAFT
EXP.: 3RD YEAR

CB**GAMES PLAYED/STARTED:** 2009 (16/16), 2010 (13/11)**NFL TOTALS:** 29 games, 27 starts**POSTSEASON TOTALS:** 0 games, 0 starts**TRANSACTIONS:** Originally drafted in the third round (73rd overall) of the 2009 draft.

PRO: Third-year CB led the club in INTs in each of his first two seasons ... His eight career INTs are the most by a Jaguar in his first two seasons and tied for the fourth-most in team history ... Has started 27 of 29 games and totaled 92 tackles (36 solo), one fumble recovery, 16 passes defended and one tackle for loss ... Also led the team in 2010 with nine passes defended ... Started all 16 games as a rookie, one of only seven rookies in franchise history to accomplish that feat ... Led team with four INTs which tied for second among all NFL rookies in 2009 and ranks second-most in franchise history by a rookie ... Was one of nine NFL rookies, along with DT Terrance Knighton, to start every contest ... Intercepted Peyton Manning on first possession of his first NFL game on Sept. 13, and recovered a fumble on the ensuing possession ... Second-highest drafted player in William & Mary history with only current NFL safety Darren Sharper taken higher (2nd, 1997, Green Bay) ... Selected with choice obtained from New England for a 7th (232) and a 2010 2nd-round pick ...

2010: Led team in INTs for the second consecutive season with four ... Started 11 of 13 games at RCB and had a team-high nine passes defended along with 52 tackles (36 solo) and one tackle for loss ... Opened season as a starter on **9/12 vs. DEN** and had six tackles ... Was inactive on **9/19 at SD** and DNP on **9/26 vs. PHI** ... Saw action for 52 plays as a reserve on **10/10 at BUF** and made five tackles, one pass defended and one special teams tackle ... Was inactive on **10/18 vs. TEN** with hamstring injury ... Returned to starting lineup on **10/24 at KC** and started the final 10 games ... Produced a career-high two INTs on **10/31 at DAL**, tying a single-game franchise record. Was first Jaguar with two INTs in a game since 2006 (Rashean Mathis, 11/5/06 vs. TEN) ... Followed with a career-high nine tackles on **11/21 at CLE** ... Intercepted Kerry Collins in the second quarter on **12/5 at TEN** to set up a Jaguars TD ... Led team with two passes defended on **12/18 at IND** ... On **12/26 vs. WAS**, he picked off Rex Grossman in the end zone late in the second quarter ... Concluded season with seven tackles on **1/2 at HOU** ...

2009: Started all 16 games as a rookie at RCB ... Led team with five takeaways and four INTs and tied for team-lead with seven passes defended ... Added 76 tackles and one fumble recovery ... His four INTs tied for second among NFL rookies ... Joined DT Terrance Knighton as the first rookie duo to start all 16 games in team history and was one of only three defensive players (Daryl Smith) to start all 16 contests ... Started season-opener at RCB on **9/13 at IND**, only the second rookie to start at CB on opening day in franchise history (Fernando Bryant). Recorded two takeaways on first two possessions as he intercepted Peyton Manning in the end zone on the opening drive and recovered a Joseph Addai fumble on the ensuing drive ... Had seven tackles (six solo) and one INT on **10/4 vs. TEN** ... Played all 75 snaps on **10/11 at SEA** and tallied a career-high eight tackles ... Had five tackles on **11/8 vs. KC** and four tackles on **11/15 at NYJ** ... Posted six solo tackles and two passes defended on **12/6 vs. HOU** ... Intercepted Chad Henne in the fourth quarter on **12/13 vs. MIA** and added five tackles ... Finished with four tackles in season-finale on **1/3 at CLE** and intercepted Derek Anderson in the second quarter.

COLLEGE: Three-year starter and two-time All-Colonial Athletic Association selection ... Was one of just four players in current Tribe Head Coach Jimmie Laycock's 30-year tenure to be selected as captain for two seasons ... Registered nine career INTs and 172 tackles ... Scored four TDs as a senior, two as CB and two as punt returner, and added 43 tackles and four INTs ... Had 80-yard punt return for TD vs. Richmond ... Returned an INT for a TD in the fourth quarter at North Carolina State in the season-opener ... Started all 11 games as a junior and served as team captain ... Was third-team All-CAA selection ... Led team with three INTs and added 51 tackles and 3.5 tackles for loss ... Finished with 59 tackles as a sophomore and emerged as one of the league's top cover corners ... Led team with nine passes defended and added one INT and two fumble recoveries ... Saw action in 11 games as a redshirt freshman, primarily on special teams ... Earned two starts at CB ... Spent 2004 season on scout team ... Graduated with a degree in mar-




47 tackles and 3.5 tackles for loss in his final five games including seven tackles in Capital One Bowl vs. Penn State ... Had 33 tackles and 3.5 tackles for loss in 13 games as a junior ... Started two of 12 games as a sophomore and finished season with 21 tackles, 1.5 tackles for loss and one INT ... Played in 11 games as a true freshman and made 37 tackles ... Graduated early from high school and enrolled at LSU in the spring semester of 2006 ... Graduated in December of 2009 with a degree in general studies.

PERSONAL: Resides in Lafayette, La. ... Son of Johnny and Julie Cutrera ... Brother, John, played football at Louisiana-Lafayette Participated both financially and in person at the 2010 Shop with a Jock event at Target where more than 50 children from the Bridge of Northeast Florida and the MaliVai Washington Kids Foundation were treated to a shopping spree ... Made several appearances on behalf of Team Teal ... Full name: Jacob Arnie Cutrera.

JACOB CUTRERA'S REGULAR SEASON STATISTICS

TACKLES	GP/GS	TKL	SOLO	ASST	ST	SACKS	FF	FR	PD	TFL
2010 Jacksonville	8/0	0	0	0	6	0.0	0	0	0	0



JARETT DILLARD

5-10 • 187 LBS.
RICE
BORN DECEMBER 21, 1985
SAN ANTONIO, TEXAS
ACQ. 5TH ROUND OF 2009 DRAFT
EXP.: 3RD YEAR

87

WR

GAMES PLAYED/STARTED: 2009 (7/0), 2010 (IR)

NFL TOTALS: 7 games, 0 starts

POSTSEASON TOTALS: 0 games, 0 starts

TRANSACTIONS: Originally drafted in the fifth round (144th overall) of the 2009 draft.

PRO: Third-year receiver has been hampered by injuries his first two seasons ... Missed final seven games of his rookie season with a broken ankle and was placed on injured reserve prior to the 2010 season-opener with a knee injury ... Finished with six receptions for 106 yards (17.7 avg.) in seven games as a rookie ... Led all receivers at the Combine with a 42.5-inch vertical jump, the third-highest among all players ... Set numerous school, conference and NCAA records at Rice ... Only player in college football history to produce two seasons with at least 20-plus TD receptions ...

2010: Was placed on injured reserve on Sept. 11 with a knee injury ...

2009: Appeared in seven games as a rookie, finishing with six receptions for 106 yards (17.7 avg.) ... Was inactive first two weeks on **9/13 at IND** and **9/20 vs. ARI** ... Made NFL debut on **9/27 at HOU** ... Made first career reception the following week on **10/4 vs. TEN**, a 14-yard catch ... Finished with two receptions for 29 yards with a long of 18 on **10/11 at SEA** ... On **11/1 at TEN**, he pulled in a 23-yard reception late in the third quarter on a third-and-20 pass from David Garrard ... Registered career-long 33-yard reception in the first quarter on **11/8 vs. KC** ... Finished with one reception for seven yards on **11/15 at NYJ**, but sustained a season-ending ankle injury on the play ... Was

placed on injured reserve on 11/17.

COLLEGE: Started 46 of 49 games ... Set NCAA record with 60 career TD receptions, surpassing the previous mark of 50 by Troy Edwards of Louisiana Tech ... The 60 total TDs tied DeAngelo Williams of Memphis (2002-05) for the conference record ... Set conference record with 4,138 career receiving yards, becoming only the 10th player in college football history to gain over 4,000 receiving yards ... Finished with school-record 292 receptions, second-most in Conference USA history ... Was first player in league history to produce three consecutive 1,000-yard receiving seasons ... Caught at least one TD pass in 32 games, breaking the NCAA major college record of 27 games by Ryan Yarbrough of Wyoming (1990-93) ... Led the nation with 20 TD receptions as a senior ... Had 87 receptions for 1,310 yards (15.1 avg.) ... His 1,310 receiving yards ranked as fourth-most in league history ... Became school's first Football Writers Association All-America selection since Buddy Dial in 1958 ... Named first-team All-Conference USA ... Also earned first-team accolades from cbssports.com and second-team honors from The NFL Draft Report and Walter Camp ... Was first Rice player since 2002 to be invited to the East-West Shrine Game ... Started all 12 games as a junior and led team with 79 receptions for 1,057 yards and 14 TDs ... Named first-team All-Conference USA and Sports Illustrated All-America honorable-



mention ... Started all 13 games as a sophomore and finished with a school-record 91 receptions for 1,247 yards (13.7 avg.) and conference-record 21 TDs ... Was finalist for the Biletnikoff Award, given to the nation's top receiver ... Set NCAA single-season record with at least one TD catch in 13 consecutive games, surpassing the mark of 12 games by both Randy Moss of Marshall and Larry Fitzgerald of Pittsburgh ... Became first player in school history to post 1,000-yard receiving season ... Was first-team All-America selection by The NFL Draft Report and ESPN and voted second-team by Associated Press, The Sporting News and Sports Illustrated ... Started eight of 11 games as a redshirt freshman ... Led the team with 35 receptions for 524 yards (15.0 avg.) with five TDs ... Earned All-Conference USA Freshman honors ... Graduated in May 2008 with a degree in political science.

PERSONAL: Single ... Resides in Jacksonville ... Three-year starter at Sam Houston (Tex.) High ... Was two-time All-District 28-4A selection as WR ...

Helped basketball team reach Class 4-A state tournament as a junior and also competed on track team ... Graduated first in his class and was member of National Honor Society while also serving as a class officer ... Sister, Tai, was a standout basketball player at Texas, played professionally with San Antonio in the WNBA, and currently serves as an assistant coach at Texas-San Antonio ... Participated in 2009 Tropicana "Got Skills?" Rookie Day at EverBank Field ... Greeted participants at the North Florida Chapter of PRSA's event, PRville, in 2009 at EverBank Field ... Served ice cream at Maggie Moo's in The Avenues Mall as part of a "Celebrity Scoop Night" fundraiser for James Weldon Johnson Middle School ... Distributed food to families in December at local YET center ... Visited the Times-Union to assist efforts in raising money for United Way ... Made several appearances on behalf of Team Teal ... Participated in NFL 101, ChalkTalk and Hometown Huddle on behalf of club ... Full name: Jarett Juma Porter Dillard.

JARETT DILLARD'S REGULAR SEASON STATISTICS

YEAR	GP/GS	NO	YDS	AVG	LG	TD
2009 Jacksonville	7/0	6	106	17.7	33	0
2010 Jacksonville		Injured reserve (knee)				
NFL totals: 2 years	7/0	6	106	17.7	33	0



LEGER DOUZABLE

69

6-4 • 284 LBS.
CENTRAL FLORIDA
BORN MAY 31, 1986
TAMPA, FLORIDA
ACQ. FREE AGENT 2010
EXP.: 3RD YEAR

DT

GAMES PLAYED/STARTED: 2009 (12/1), 2010 (15/0)

NFL TOTALS: 27 games, 1 start

JAGUARS TOTALS: 15 games, 0 starts

POSTSEASON TOTALS: 0 games, 0 starts

TRANSACTIONS: Signed by Minnesota as an undrafted rookie on 5/2/08 ... Waived on 8/31/08 ... Signed by New York Giants to practice squad on 9/11/08 ... Signed to active roster on 12/3/08 ... Waived on 9/16/09 ... Signed by St. Louis to practice squad on 9/17/09 ... Signed to active roster on 9/30/09 ... Waived on 6/28/10 ... Claimed off waivers by Detroit on 6/29/10 ... Waived on 8/4/10 ... Signed by Jacksonville as free agent on 8/8/10.

PRO: Third-year DT has spent time with Minnesota, New York Giants, St. Louis, Detroit and Jacksonville ... Has played in 27 games with one start ... Career totals include 43 tackles (24 solo) and two tackles for loss ... Was originally signed as rookie free agent by the Vikings in 2008 ... Signed by the Jaguars on Aug. 8, 2010 and played 15 games in 2010 ... Recorded 14.5 sacks and 24.5 tackles for loss in final two seasons at Central Florida ...

2010: Appeared in a career-high 15 games at DT

for the Jaguars ... Totaled a career-high 27 tackles (13 solo) along with two tackles for loss and seven QB hits ... **9/12 vs. DEN:** Made Jaguars debut as part of DT rotation (seven plays) and had one QB hit ... Recorded one tackle on **9/19 at SD** ... **9/26 vs. PHI:** Saw action for two snaps on defense ... **10/3 vs. IND:** Saw time at DT for seven plays ... Tallied two tackles on **10/10 at BUF** ... Finished with career-high six tackles (three solo) on **10/18 vs. TEN** along with one tackle for loss and one QB hit ... Registered three tackles (two solo) on **10/24 at KC**



... **10/31 at DAL:** Had one tackle and one QB hit ... Accumulated one tackle and two QB hits on **11/14 vs. HOU** ... Recorded three tackles (one solo) on **11/21 vs. CLE** ... Talled three tackles, including one tackle for loss on **11/28 at NYG** ... Inactive (ankle) on **12/5 at TEN** ... Recorded one tackle on **12/12 vs. OAK** ... Registered one tackle on **12/18 at IND** ... Had two tackles on **12/26 vs. WAS** ... Made three tackles and one QB hit on **1/2 at HOU** ...

2009: Played in 12 games with one start for St. Louis ... Began season with the New York Giants before he was waived and signed to Rams practice squad ... Was activated to 53-man roster on Sept. 30 where spent remainder of the season ... Made first career start on **12/20 vs. HOU** ... Finished season with 16 tackles (11 solo), five tackles for loss and four QB pressures ...

2008: Spent preseason with Minnesota before being waived in final cuts ... Spent majority of the season on the New York Giants' practice squad ...


Was activated to 53-man roster on Dec. 3 but did not see action.

COLLEGE: Four-year letterman ... Two-time Academic All-Conference USA honoree ... Played in 49 games with 24 starts ... Started all 14 games as a senior and led team with 7.5 sacks and 14 tackles for loss ... Named All-Conference USA first-team ... Part of team that won Conference USA title ... Played in all 12 games as a junior with nine starts ... Named third-team All-Conference USA ... Played in 11 games as a true freshman ... Earned degree in interpersonal organizational communication.

PERSONAL: Single ... Born in Tampa ... Attended Alonzo High in Tampa ... Second-team All-County selection as a senior ... Finished final season with 50 tackles and 10 sacks ... Also lettered in basketball ... Full name: Leger Douzable ... Named pronounced LEE-JHAY DOO-zub-ul ... Twitter handle is @LegerDouzable.

LEGER DOUZABLE'S REGULAR SEASON STATISTICS

TACKLES	GP/GS	TKL	SOLO	ASST	ST	SACKS	FF	FR	PD	TFL
2009 St. Louis	12/1	16	11	5	0	0.0	0	0	0	0
2010 Jacksonville	15/0	27	13	14	0	0.0	0	0	0	2
NFL totals: 2 years	27/1	43	24	19	0	0.0	0	0	0	2



JOHN ESTES

6-2 • 302 LBS.
HAWAII
BORN MARCH 25, 1987
STOCKTON, CALIFORNIA
ACQ. FREE AGENT 2010
EXP.: 2ND YEAR

62

C

GAMES PLAYED/STARTED: 2010 (IR)

NFL TOTALS: 0 games, 0 starts

POSTSEASON TOTALS: 0 games, 0 starts

TRANSACTIONS: Signed as an undrafted rookie 4/24/10.


PRO: Will compete for a roster spot at center ... Spent rookie season on injured reserve after suffering a knee injury in the preseason ... Was signed as a rookie free agent after starting four seasons at Hawaii ... Was a three-time first-team all-conference selection ...

2010: Spent entire rookie season on injured reserve ... Suffered a season-ending knee injury in the second week of the preseason.

COLLEGE: Four-year starter, ending his career with 54 consecutive starts ... Three-time first-team All-WAC selection, the sixth player in school history to accomplish the feat ... Served as team captain ... Offense broke or tied 31

NCAA records and 58 school records during his career ... One of six finalists for the Rimington Award as the country's top center ... Anchored a line as a senior that averaged 437.5 yards per game ... Part of OL that ranked first in the nation in scoring (43.4) as a sophomore, second in passing (439.5) and third in total offense (512.1) ... Started all 14 games at RG as a freshman ... Redshirted as a freshman ... Majored in communications.

PERSONAL: Single ... Resides in Stockton, Calif. ... Has two brothers ... Parents are Corleen and Ronald Estes ... Participated in Hometown Huddle and Operation Blessing ... Visited Ronald McDonald House ... Full name: John Estes.

**DAVID
GARRARD****9****6-1 • 236 LBS.
EAST CAROLINA
BORN FEBRUARY 14, 1978
DURHAM, NORTH CAROLINA
ACQ. 4TH ROUND OF 2002 DRAFT
EXP.: 10TH YEAR****QB****GAMES PLAYED/STARTED:** 2002 (4/1), 2003 (2/0), 2004 (4/2), 2005 (7/5, 1/0), 2006 (11/10), 2007 (12/12, 2/2), 2008 (16/16), 2009 (16/16), 2010 (14/14)**NFL TOTALS:** 86 games, 76 starts**POSTSEASON TOTALS:** 3 games, 2 starts**TRANSACTIONS:** Originally drafted in the fourth round (108th overall) of the 2002 draft.

PRO: Enters his fifth season as starter and 10th in the NFL ... Has played in 86 games with 76 starts with a 39-37 career record ... Career totals include 1,406 of 2,281 passing for 16,003 yards with 89 TDs and 54 INTs for an 85.8 passer rating ... Has 380 career rushes for 1,746 yards and 17 TDs ... One of only two players (Brad Meester) whose career started prior to Jack Del Rio taking over the helm in 2003 ... Since being named starting QB in 2007, he has a plus-30 TD to INT ratio (71 TDs/41 INTs) ... Has 10 career game-winning drives including four in 2010 ... Ranked third in the NFL from 2007-10 with fewest INTs (41) among QBs with minimum 1,500 attempts ... Ranks first in franchise history with 61.6 career completion percentage and second in yards, attempts, completions, passer rating and TD passes ... Set single-season franchise records for TD passes (23) and completion percentage (64.5) in 2010 ... Owns two of the top three single-season franchise marks for completion percentage, attempts and passer rating ... Holds the franchise record for consecutive games (8) without throwing an interception, consecutive pass completions (17) and most consecutive passes without an interception (209)... Has six career 300-yard passing games including a career-high 342 yards on Nov. 14, 2010 vs. Houston ... Has produced 28 100-plus rating games, 26 as a starter, and the Jaguars are 21-5 in those starts ... Registered 27 games with multiple TD passes and the Jaguars are 20-7 in those games ... Has eight career games with three or more TD passes ... One of only two QBs (Mark Brunell) in franchise history to have back-to-back 3,000-yard passing seasons and joins Brunell as only two QBs with 16,000 career passing yards ... Snapped streak of 38 consecutive starts in 2010, the longest streak in franchise history by a QB, after missing Oct. 24 at KC game with a concussion ... Ranked first among NFL QBs in rushing yards since 2007 with 1,109 and was first among all QBs in 2009 with career-high 323 rushing yards ... Finished with a career-high five rushing TDs in 2010, the most by a Jaguars QB in a season ... Ranked first in franchise postseason history with 76.4 career passer rating and ranked second with 486 passing yards, 62 attempts, 34 completions, three TDs and 54.8 completion percentage ... Set career-highs for comple-

tions (335), attempts (535) and yards (3,620) in 2008 ... Ranked third in the NFL in 2007 with a franchise-record 102.2 passer rating and finished as the NFL's best in third down passing (128.8) ... Led Jaguars to a 9-3 mark as a starter in 2007, the most wins by a Jaguars starter since Brunell posted a 13-2 record in 1999 ... Led Jaguars in 2007 to first postseason win since 1999 ... In 2007 finished with second-lowest interception percentage in a season for any quarterback in NFL history with 300-plus attempts, at 0.92 (3 ints. in 325 atts.) ... Owns 10-8 record in starts against NFC opponents ... Battled back from offseason surgery in his fight against Crohn's disease in 2004 ... One of only 12 players who have started at QB for Jaguars ... Third of five QBs drafted by Jaguars, following Rob Johnson (fourth round, 1995) and Jonathan Quinn (third round, 1998) and before Byron Leftwich (first round, 2003) and Blaine Gabbert (first round, 2011) ... Has played against 30 different NFL teams. The only team he has never played against is New Orleans ... Owns 25-18 record at home as a starter and 14-19 on the road ... Ranks second among Jaguars rookie QBs in attempts, completions and passing yards ...

2010: Started 14 games and missed two games with injuries ... Set single-season franchise records for touchdown passes (23) and completion percentage (64.5) ... Was 236 of 366 passing for 2,734 yards with 23 TDs and 15 INTs for a 90.8 rating ... Ranked second in NFL with 108.3 fourth quarter passer rating and seventh in completion percentage ... Completed 135 of 190 passes (73.8 pct.) with 19 TDs and five INTs for a 119.9 rating in the club's eight wins ... Finished with multiple TD passes in eight of 14 games (7-1 record) and became first QB in franchise history to throw for three or more TDs in four different games in a season ... Ranked third on the club with 279 yards on 66 carries with a career-high five TDs, the most TDs by a Jaguars QB in a season ... Established a franchise-record with 17 consecutive completions over a span of two games ... Had 39 completions of 20-plus yards with seven TDs ... Registered three of his top four career games for passer rating ... Had four game-winning drives including back-to-back games ... Completed at least 65 percent of his passes



in seven of 14 games including five games with 76-plus completion percentage ... **9/12 vs. DEN:** Opened season with three TDs on 16 of 21 passing for 170 yards. Set career-high with 138.9 passer rating and had five completions of 20-plus yards ... **9/19 at SD:** Finished 15 of 23 passing for 173 yards and one TD. Matched career-high with four INTs ... **9/26 vs. PHI:** Totaled 105 yards on 13 of 30 passing and had eight rushes for 23 yards ... **10/3 vs. IND:** Registered 77.3 completion percentage (17 of 22) and 163 yards passing with two TDs. Had five carries for a season-high 44 yards including a 25-yard TD run in the second quarter. Led team on game-winning drive from own 23-yard line with 48 seconds left that resulted in a 59-yard FG by Josh Scobee as time expired ... **10/10 at BUF:** Threw for 178 yards and three TDs on 16 of 20 passing (80.0 pct.). Connected with Mercedes Lewis for two TDs and found Mike Sims-Walker for a score ... **10/18 vs. TEN:** Was 7 of 12 passing for 49 yards and one INT before suffering a concussion in the second quarter and did not return ... Was inactive on **10/24 at KC**, snapping a streak of 38 consecutive starts ... **10/31 at DAL:** Returned to action and tossed a career-high four TD passes, tying a franchise-record, and set franchise record with 157.8 rating. Named AFC Offensive Player of the Week for his performance. Finished 17 of 21 passing for 260 yards and hooked up with Lewis (42 and 9 yards), Sims-Walker (10 yards) and Mike Thomas (15 yards) for scoring plays. His passer rating was highest-ever against Dallas dating back to

1960. Completed first 12 passing attempts and didn't have first incompletion until early in third quarter, hitting on 10 of 10 passes for 126 yards with two TDs for a perfect 158.3 rating in the first half. Joined Peyton Manning (12/17/09) and Randall Cunningham (9/10/00) as only QBs since 2000 to complete every pass and throw for two TDs in the first half. Accounted for all five of the team's TDs as he scored on a two-yard run in the second quarter. Became only second QB since 1970 to throw for four TDs and rush for one in a road win (Trent Green, 2000) ... **11/14 vs. HOU:** Threw for a career-high 342 yards on 24 of 31 passing with two TDs for a 134.1 rating. Both TD passes were from 50-plus yards in the fourth quarter as he connected with Zach Miller from 52 yards and threw a game-winning 50-yard Hail Mary TD pass to Thomas as time expired. Was voted GMC NEVER SAY NEVER MOMENT OF THE WEEK. Marked first time in franchise history for two 50-plus yard TD passes in the same quarter and only second time in a game (9/22/96 at New England, Jimmy Smith, 51 yards; Andre Rison, 61 yards, both from Mark Brunell). Completed 14 straight passes to finish the game ... **11/21 vs. CLE:** Opened game with three straight completions to establish a franchise-record with 17 consecutive completions over a span of two games. Was 20 of 34 passing for 254 yards with two TDs and three INTs. Hooked up with Maurice Jones-Drew for a screen pass that went 75 yards, the longest completion of his career. Marked third straight game with multiple TD passes ... **11/28 at NYG:**

DAVID GARRARD'S TOP GAMES

David Garrard has produced 28 100 plus rating games, 26 as a starter, and the Jaguars are 21-5 in those starts. Here's the list:

DATE	OPPONENT	W/L	RATING	PASSING TOTALS
10/31/10	at Dallas*	W	157.8	21-17-260, 4 TDS
9/12/10	vs. Denver*	W	138.9	21-16-170, 3 TDS
12/3/06	at Miami*	W	136.4	22-16-229, 2 TDs
11/14/10	vs. Houston*	W	134.1	31-24-342, 2 TDs
11/9/08	at Detroit*	W	128.4	25-18-238, 2 TDs
10/3/10	vs. Indianapolis*	W	127.7	22-17-163, 2 TDs
10/4/09	vs. Tennessee*	W	126.3	37-27-323, 3 TDs
10/10/10	at Buffalo*	W	122.5	20-16-178, 3 TDs
10/26/03	vs. Tennessee*	L	122.2	12-9-86, 1 TD
11/5/06	vs. Tennessee	W	120.6	22-12-177, 3 TDs
10/31/04	at Houston	L	118.8	2-2-28
11/26/06	at Buffalo*	L	118.0	22-16-132, 2 TDs
9/16/07	vs. Atlanta*	W	117.4	25-17-272, 1 TD
11/18/07	vs. San Diego*	W	114.8	24-15-189, 2 TDs
12/24/06	vs. New England*	L	113.5	23-17-195, 1 TD
12/23/07	vs. Oakland*	W	113.0	18-11-199, 2 TDs
12/2/07	at Indianapolis*	L	112.2	29-24-257, 2 TDs
11/8/09	vs. Kansas City*	W	110.7	27-18-264, 1 TD
10/7/07	at Kansas City*	W	109.8	27-20-218, 1 TD
9/23/07	at Denver*	W	109.2	14-20-154, 1 TD
10/12/08	at Denver*	W	107.0	25-34-276, 1 TD
12/6/09	vs. Houston*	W	106.0	28-15-238, 2 TDs
12/14/08	vs. Green Bay*	W	105.4	21-33-238, 2 TDs
12/11/05	vs. Indianapolis*	L	103.3	35-26-250, 1 TD
9/28/08	vs. HOUSTON*	W	103.1	32-23-236, 1 TD
10/14/07	vs. Houston*	W	102.7	34-22-221, 2 TDs
11/15/09	at New York Jets*	W	101.6	26-16-221, 1 TD
12/24/05	at Houston*	W	100.5	31-18-292, 1 TD

*Started



Completed 20 of 35 passes for 162 yards and one INT and scored on a five-yard run in the second quarter. Surpassed 15,000 career passing yards ... **12/5 at TEN:** Was 14 of 19 passing (73.7 pct.) for 126 yards and scored on a four-yard run ... **12/12 vs. OAK:** Threw for three TDs and tied Mark Brunell for single-season franchise record with 20. Connected with Lewis (1 yard), Jason Hill (48 yards) and Sims-Walker (10 yards) for TDs ... **12/18 at IND:** Completed 24 of 38 passes for 294 yards and two TDs which set a single-season franchise record ... **12/26 vs. WAS:** Was 22 of 38 passing for 299 yards with one TD and two INTs and recorded a 20-yard TD run in the fourth quarter. Joined Brunell as only QBs in franchise history to surpass 16,000 career passing yards ... Was placed on injured reserve on Dec. 31 with a finger injury and missed the season-finale at Houston ...

2009: Started all 16 games for the second consecutive season ... Replaced Indianapolis' Peyton Manning on AFC Pro Bowl roster ... Completed 314 of 516 passes for 3,597 yards with 15TDs and 10 INTs for a 83.5 rating ... Joined Mark Brunell as only QBs in franchise history with multiple 3,000-yard passing seasons and the only QBs to do it in back-to-back seasons ... The attempts, completions, yards and TDs were the second-most of his career ... Led all NFL QBs with career-high 323 rushing yards on 77 carries for three TDs ... The 77 rushes were the most by a Jaguars QB in team history ... Tied for 12th in NFL with career-high 29 completions of 25-plus yards, the second-most in team history ... Registered career-high three 300-yard passing games, tied for the second-most in team history (6, Brunell, 1996) ... Was one of 22 NFL QBs to attempt 400-plus passes and his 10 INTs were tied for fifth-fewest in the league ... Had streak of 155 consecutive passes without an INT, the fourth-longest streak in team history ... Directed three game-winning drives in the final seconds ... Recorded a 100-plus rating in four games and had five games with two-plus TD passes ... **9/13 at IND:** Opened season with 122 yards on 14 of 28 passing ... **9/20 vs. ARI:** Completed 23 of 43 passes for 282 yards with two TDs and one INT ... **9/27 at HOU:** Finished 18 of 30 for 214 yards along with 29 rushing yards and a TD. Led offense on three drives of 10-plus plays ... **10/4 vs. TEN:** Threw for 323 yards and tied his career-high with three TDs on 27 of 37 passing (73.0 pct.) for a 126.3 passer rating. Rushed eight times for 38 yards with a long of 16. Had 33-yard TD strike to Lewis in the fourth quarter. Recorded four passing plays of 20-plus yards ... **10/11 at SEA:** Was 18 of 31 for 188 yards and was sacked four times for 26 yards. Lost two fumbles ... **10/18 vs. STL:** Established a career-high with 335 yards and 30 completions on 43 attempts with two INTs. Connected on six of seven passes in overtime

to set up game-winning field goal by Josh Scobee. Led team to fourth-most total yards (492) and second-most first downs (33) in franchise history. Joined Brunell as only players in franchise history to eclipse 11,000 career passing yards ... **11/1 at TEN:** Completed 14 of 27 passes for 139 yards with two INTs. Became only second player in franchise history to record 1,000 career completions ... **11/8 vs. KC:** Posted a 110.7 passer rating with 264 yards including a career-long 61-yard TD pass to Mike Sims-Walker ... **11/15 at NYJ:** Led club on a 12-play, 80-yard drive to set up a 21-yard field goal by Scobee as time expired. Was four of six on the drive for 68 yards including a 33-yard strike to Lewis. Connected with Sims-Walker on a slant for a 26-yard TD in the second quarter ... **11/22 vs. BUF:** Led club to second consecutive comeback win. Completed four of five passes for 53 yards on the final drive to move the ball into Bills territory and then connected with Sims-Walker for a three-yard score with 56 seconds remaining. He converted the two-point conversion with a run up the middle ... **11/29 at SF:** Registered his third 300-yard passing game of the season with 307 yards on 25 of 36 passing for a 95.5 passer rating. Was sacked six times for 46 yards. Surpassed 12,000 career passing yards ... **12/6 vs. HOU:** Recorded a 106.0 passer rating with 15 of 28 for 238 yards and two TDs. Hooked up with rookie TE Zach Miller on a then career-long 62-yard completion in the second quarter ... **12/13 vs. MIA:** Connected with Torry Holt on a 63-yard pass in the third quarter, his second consecutive game with a 60-plus yard completion and third of the season. Finished 11 of 26 for 139 yards ... **12/17 vs. IND:** Was 23 of 40 for 223 yards and matched his career high with three TDs, hooking up for scores with Sims-Walker, Maurice Jones-Drew and Mike Thomas. Marked his fourth career game with three TDs and second of the season. Ended streak of 155 consecutive passes without an INT as he was picked off by Jacob Lacey on the club's final play ... **12/27 at NE:** Completed 76.0 percent of his passes with 19 of 25 for 185 yards, the second-highest completion percentage of his career (82.8 pct., 12/2/07 at IND). He accounted for the club's only points on a two-yard run in the fourth quarter ... **1/3 at CLE:** Ended season with 202 yards on 22 of 39 passing with two TDs and one INT. Rushed five times for 40 yards. Hooked up with Miller for TDs on back-to-back possessions in the fourth quarter ...

2008: Started all 16 games for first time in career, the first Jaguars QB since Mark Brunell in 2000 to start all 16 games ... Named team captain ... Recorded a career-high 335 completions on 535 attempts for 3,620 yards with 15 TDs and 13 INTs for a 81.7 rating ... Ranked second in franchise history for single-season completions and third in passing

DAVID GARRARD AS STARTER UNDER DIRK KOETTER

	GP/GS	W-L	Att.	Comp.	Pct.	Yards	TD	Int.	LG	Rtg
2007	12/12	9-3	325	208	64.0	2,509	18	3	59t	102.2
2008	16/16	5-11	535	335	62.6	3,620	15	13	41	81.7
2009	16/16	7-9	516	314	60.9	3,597	15	10	63	83.5
2010	14/14	8-6	366	236	64.5	2,734	23	15	75	90.8
Total	58/58	29-29	1,742	1,093	62.7	12,460	71	41	75	87.9



yards and completion percentage (62.6) ... Ranked 10th in the NFL in passing yards, 6th in the AFC ... Ranked second among all NFL QBs and third on the team with a then career-high 322 rushing yards on 73 carries ... The 73 rushes were the second-most rushes by a Jaguars QB in team history (80, Brunell, 1996) ... Posted first two 300-yard passing games of career ... Became fourth QB in franchise history to have two 300-yard passing games in a single season (Brunell, Leftwich, Gray) ... Registered career-best 42 completions of 20-plus yards with five TDs ... In the five Jaguars wins, completed 103 of 146 passes (70.5 pct.) for 1,155 yards with six TDs and only one INT for a 104.7 passer rating ... Had a 100-plus passer rating in four of the five wins ... Led the club to three comeback wins ... Recorded a 60-plus completion percentage in 11 of 16 games including five games with a 70-plus completion percentage ... **9/14 vs. BUF:** Was 17 of 28 passing for 165 yards with one INT along with six rushes for 32 yards ... **9/21 at IND:** Led a game-winning drive with 1:07 remaining capped by Josh Scobee's 51-yard field goal with four seconds left ... **9/28 vs. HOU:** Recorded a 103.1 passer rating, completing 23 of 32 passes (71.9 pct.) for 236 yards with one TD in overtime win. Had 41 rushing yards on seven carries including a five-yard TD run in the fourth quarter. Led team to a game-winning field goal in OT, completing both pass attempts for 46 yards ... **10/12 at DEN:** Hooked up with Mercedes Lewis for a 30-yard TD pass in the third quarter for the game-winning score ... **11/2 at CIN:** Ended four-game streak without an INT and streak of 167 attempts without throwing an INT. Directed offense to 16 fourth quarter points ... **11/9 at DET:** 18 of 25 passing (72.0 pct.) for 238 yards with two TDs for a 128.4 passer rating, the second-highest of his career ... **11/23 vs. MIN:** Recorded first career 300-yard passing game with 317 yards and one TD and two INTs on 27 of 45 passing. The 45 attempts set a career-high. Surpassed previous single-season highs in attempts, completions and rushing attempts ... **12/1 at HOU:** Completed 71.4 percent of passes with 25 of 35 for 287 yards with one TD and one INT for a 93.4 passer rating. Caught a pass for minus-six yards on a deflection ... **12/14 vs. GB:** Was 21 of 33 passing for 238 yards with two TDs and a 105.4 passer rating. Moved into second place in team history for career passing yards ... **12/18 vs. IND:** Completed a career-high 28 of 41 passes for a career-high 329 yards with one TD and one INT for a 90.4 passer rating ... **12/28 at BAL:** Became first

Jaguars QB to start all 16 games since Mark Brunell in 2000 and marked only the third time in team history ...

2007: Entered season as the starter for first time in career and led Jaguars to a 9-3 mark in 12 starts, joining Mark Brunell as the only two Jaguars QBs to win nine starts in a season ... Missed three games with an ankle injury and was healthy deactivation for regular season finale ... Started both postseason games ... Named team captain ... Established then career-highs as he completed 208 of 325 passes for 2,509 yards with 18 TDs and an NFL-low three INTs for a 102.2 passer rating ... Set franchise single-season record for highest passer rating and completion percentage (64.0) ... Led NFL in third down passing (128.8) and ranked third in passer rating and fifth in fourth quarter passing (103.9) ... Finished with second lowest INT percentage in a season for any QB in NFL history with 300-plus attempts at 0.92 (3 INTs. in 325 atts.). The lowest was 0.90 by Steve DeBerg in 1990 (4 INTs. in 444 att.) ... Threw an INT in only three of 12 games ... Set team records by starting season with 230 consecutive passes without an INT over a span of eight games ... Recorded a 100-plus passer rating in career-high seven games and threw for multiple TDs in five of the last six games ... Had 34 completions of 20-plus yards with six TDs ... Recorded a 60.0 completion percentage in nine of the last 11 regular season games ... Directed offense that set the franchise single-season record for points (411, 25.7 avg.), TDs (50), TD passes (28) and yards per play (5.6) ... Offense ranked seventh in the NFL at 357.4 yards per game, the second-highest ranking in franchise history ... Jaguars totaled 400-plus yards in a team-record seven games and scored 24 or more points in 10 consecutive games for the first time in team history ... Named to USA Today All-Joe Team which goes to players and coaches who have overachieved and are often overlooked ... Was named second alternate for Pro Bowl despite playing in only 12 games ... **9/9 vs. TEN:** Connected with rookie John Broussard on a 47-yard TD pass, then the longest TD pass of his career ... **9/23 at DEN:** Had career-high 12 rushes for 52 yards ... **10/14 at HOU:** Was 22 of 34 passing for 221 yards with two TDs for a 102.7 passer rating, his fourth consecutive game with a 100-plus passer rating. Tied Byron Leftwich and Mark Brunell for fourth in team history with eighth consecutive game with a passing TD ... **10/22 vs. IND:** Completed eight of 12 passes for 72 yards

DAVID GARRARD'S TOUCHDOWN TARGETS

PLAYER	TDS	PLAYER	TDS
TE Mercedes Lewis	16	RB/FB Greg Jones	2
WR Mike Sims-Walker	13	WR John Broussard	1
WR Reggie Williams	10	WR Jason Hill	1
WR Matt Jones	8	WR Nate Hughes	1
WR Dennis Northcutt	5	WR Kassim Osgood	1
WR Mike Thomas	5	RB Alvin Pearman	1
TE/WR Ernest Wilford	5	WR Jerry Porter	1
TE George Wrihster	5	RB Fred Taylor	1
RB Maurice Jones-Drew	4	RB LaBrandon Toefield	1
WR Jimmy Smith	4	WR Troy Williamson	1
TE Zach Miller	3	TOTAL	89



in ESPN Monday Night Football Game, but left game in the second quarter with an injured left ankle ... Was inactive for next three games on **10/28 at TB, 11/4 at NO** and **11/11 at TEN** (3rd QB) ... **11/18 vs. SD**: Returned to starting lineup and finished 15 of 24 passing (62.5 pct.) for 189 yards and two TDs for 114.8 passer rating ... **11/25 vs. BUF**: Established then career-high with 296 passing yards, completing 23 of 37 passes with a career-long 59-yard TD pass to Reggie Williams. Extended team record with his eighth consecutive game without an INT, and surpassed his own team record of 209 consecutive pass attempts without an INT ... **12/2 at IND**: Snapped team record streak of eight consecutive games without an INT, and ended his own team record with 230 consecutive pass attempts without an INT by Antoine Bethea on 22nd pass attempt of the game. Posted career-high 82.8 completion percentage which ranked fourth in team history ... **12/16 at PIT**: Tied career-high with three TD passes, completing 17 of 33 for 197 yards and was named NFL FedEx Express Player of the Week ... **12/23 vs. OAK**: Notched fifth consecutive game with at least two TD passes ... **12/30 at HOU**: Dressed but did not play in regular season finale ... **1/5 at PIT**: Made first career post-season start in AFC Wild Card game and directed club to first post-season win since 1999 and first road playoff win since Jan. 4, 1997. Completed nine of 21 passes for 140 yards with one TD and two INTs. Rushed five times for 58 yards including a 32-yard run in the fourth quarter on fourth-and-two to set up the game-winning field goal. Connected with Maurice Jones-Drew on a 43-yard TD pass, a career-long post-season completion ... **1/12 at NE**: Set post-season career-highs in AFC Divisional Playoff game, with 22 of 33 passes (66.7 pct.) for 278 yards with two TDs and one INT for 100.3 passer rating. Set franchise single-game post-season records for completions and passing yards and set team post-season mark with eight consecutive completions in the first half ...

2006: Played in 11 games while starting 10, compiling a 5-5 mark as a starter ... Completed 145 of 241 passes for 1,735 yards and 10 TDs and 9 INTs for a passer rating of 80.5 ... Had 24 completions of 20-plus yards and posted 100-plus rating in four games ... **11/5 vs. TEN**: Had a career-high three TD passes and 120.6 passer rating, his highest career rating as a starter ... **11/20 vs. NYG**: Led Jaguars to a victory on Monday Night Football as he completed 19 of 32 passes for 249 yards ... **12/3 at MIA**: Earned AFC Offensive Player of the Week honors with 16 of 22 passing (72.7 pct.) for 229 yards and two TDs for a career-best rating of 136.4 ...

2005: Played in seven games while starting five ... Completed 98 of 168 passes for 1,117 yards and four TDs with only one INT for a passer rating of 83.9 ... Started final five regular season games for injured starter Byron Leftwich ... **11/27 at ARZ**: Played all but four offensive plays when Leftwich was injured. Threw for 115 yards and rushed for 61 yards and a TD ... **12/4 at CLE**: Tossed two TD passes in first start of the season and led team to third consecutive road win ... **1/7 at NE**: Saw action as a reserve in AFC Wild Card game and completed three of eight passes for 68 yards ...

2004: Appeared in four games, making two starts ... Finished 38 of 72 for 374 yards and two TDs for a passer rating of 71.2 ... Added 12 rushes for 76 yards and one score ... **11/14 vs. DET**: Started for an injured Byron Leftwich (knee) and completed 19 of 36 passes for 198 yards and two TDs. Directed the game-winning drive in overtime, adding seven rushes for 42 yards ...

2003: Appeared in two games, completing nine of 12 passes for 86 yards and one TD for a passer rating of 122.2 ... Was backup to Byron Leftwich for final 12 weeks of the season after starter Mark Brunell injured his elbow Sept. 21 ... **10/26 vs. TEN**: Made first appearance of the season on final drive of game. Completed nine of 12 passes for 86 yards, including five-yard TD pass ...

2002: Appeared in four games in rookie season as team's backup QB, starting the season-finale ... Finished 23 of 46 passing for 231 yards with one TD and two INTs for a 53.8 passer rating ... Dressed as No. 2 QB but did not play in five games and was inactive as third QB in seven games ... **9/29 vs. NYJ**: Saw first NFL action on team's final two drives, taking five snaps ... **10/13 at TEN**: Played final three quarters after Mark Brunell was injured. Ran seven times for team-high 71 yards and two TDs, becoming team's first QB to score two TDs in a game. His 41-yard TD run is the longest ever by a Jaguars QB, and his 71 yards rushing is the most ever by a Jaguars QB. Threw an INT on his first NFL pass attempt and was sacked three times ... **12/22 vs. TEN**: Hooked up with Jimmy Smith for his first career TD pass ... **12/29 at IND**: Made first NFL start in regular season finale and completed 13 of 26 passes for 135 yards for 65.4 passer rating. Became only eighth player to start a game at QB for Jaguars.

COLLEGE: Rewrote school's record books in four seasons with 60 TD passes and 21 rushing TDs ... Started beginning middle of redshirt freshman year ... Holds school's career records with 10,238 yards in total offense (second in Conference USA history behind Chris Redman), 666 completions (fourth) and 60 TD passes (third) ... Attempted 1,169 passes and rushed 516 times for 1,209 yards and 21 TDs ... Started 38 of 44 games, throwing for at least 2,000 yards in four straight seasons ... Second-team All-Conference USA in final three seasons ... Played in three bowl games: 2001 GMAC, 2000 Galleryfurniture.com Bowl and 1999 Mobile Alabama Bowl ... Redshirted as a true freshman in 1997 ... Majored in construction management.

PERSONAL: Married (Mary) with son, Justin Thomas ... Lives in Jacksonville ... Attended Southern Durham (N.C.) High, where he was a Prep Stars All-America choice and rated best QB in the state ... Started 40 games, gaining 9,023 yards in total offense with 113 TDs ... Responsible for 31 TDs as a senior ... As a junior, threw for 1,800 yards with 32 TDs and rushed for 1,400 yards with 24 scores ... Founded the David Garrard Foundation in 2009, a non-profit organization that encourages local youth to live an active and healthy lifestyle in addition to supporting research and awareness of Crohn's disease and colitis ... Actively involved on a national



and local level to raise awareness for Crohn's disease and breast cancer ... Partnered with the Crohn's and Colitis Foundation of America in 2005 to help raise awareness for the disease and he started the In the Zone for Crohn's program in 2008 in conjunction with Centocor. Centocor donated \$10,000 to CCFCA on his behalf for every touchdown he accounted for from 2008-10 and he has helped raise more than \$350,000 to CCFCA ... Was a guest on The Rachel Ray Show in 2009 to raise awareness for Crohn's disease and won the Super Bowl Recipe Playoff ... Served as Honorary Chair of the Take Steps for Crohn's and Colitis Walk held in Jacksonville the last two years ... Spent part of 2006 offseason visiting youth camps across the country for kids suffering with Crohn's ... Served as co-chair of the Race for the Cure to help raise funds and awareness for breast cancer research. He lost his mother Shirley to breast cancer when he was 16 years old ... Involved with Baptist Cancer Institute in Jacksonville and filmed a PSA to promote breast cancer education and to encourage women to get checked frequently ... Established the Hope for Holidays program along with his wife, Mary ... Serves as co-chair of the Christmas event for Bright Holidays ... Supports programs of the Jaguars Foundation including the Playbooks reading initiative ... Participates in charity golf tournaments

... Served as the Jaguars' 2002 spokesman for American Lung Association of Florida's Unpuffables anti-tobacco program geared toward fifth-graders ... Served as a judge for the inaugural Jacksonville Backyard BBQ Championships in 2009 ... Hosted the "Air it Out" Football and Cheer Summer Camps the last three years at Southern High School in Durham, N.C. The camps provide youth from 6 to 17 years old with the fundamentals of football and cheerleading ... Honored in 2009 with a key to the city of Durham from Mayor Bill Bell for his work in the community ... Played in 2010 Murray Brothers Caddyshack Charity Golf Tournament ... In 2009, he launched "Make a Handoff" program which encouraged residents and fans of Garrard to perform random acts of kindness. Each week before a home game, distributed nine pairs of tickets via Twitter (@davidgarrard9) and each pair of tickets came with a note encouraging the winners to perform an act of kindness for someone they don't know ... Hosted Fishing for the Cure - Garrard's Gamefish & Gridiron event the last two years at the Conch House Marina in St. Augustine to raise money for his foundation ... Served as celebrity waiter in 2009 at Morton's Steakhouse for annual charity event that raises money for Wolfson and Shands Hospitals ... Last name pronounced: guh-RARD ... Full name: David Douglas Garrard.

TOUCHDOWNS IN JAGUARS HISTORY

Here's a breakdown of who scored the 609 touchdowns in the Jaguars' first 16 seasons (1995-2010):

70	RB Fred Taylor
69	WR Jimmy Smith
63	RB Maurice Jones-Drew
38	RB James Stewart
30	WR Keenan McCardell
20	RB Stacey Mack
18	WR Reggie Williams
17 (2)	QB David Garrard, TE Mercedes Lewis
15 (2)	WR Matt Jones, TE/WR Ernest Wilford
14 (2)	QB Mark Brunell, WR Mike Sims-Walker
13	TE Kyle Brady
12 (2)	FB/RB Greg Jones, RB Natrone Means
11 (2)	TE Damon Jones, TE Pete Mitchell
10	WR Willie Jackson
9 (2)	RB LaBrandon Toefield, TE George Wrihster
8	QB Byron Leftwich
6 (2)	WR Dennis Northcutt, WR Mike Thomas
5 (2)	WR Alvis Whitted, RB Rashad Jennings
4 (2)	CB Aaron Beasley, WR Troy Edwards
3 (8)	WR Reggie Barlow, WR Ernest Givins, RB Elvis Joseph, CB Rashean Mathis, TE Zach Miller, RB Montell Owens, RB Alvin Pearman, WR Cedric Tillman
2 (12)	RB Vaughn Dunbar, RB Chris Fuamatu-Ma'afala, QB Quinn Gray, WR Cortez Hankton, WR Matthew Hatchette, S Chris Hudson, WR Patrick Johnson, WR Kevin Lockett, WR Andre Rison, WR Bobby Shaw, CB Mickey Washington, RB Derrick Wimbush
1 (36)	RB David Allen, TE Richard Angulo, LB Akin Ayodele, RB Tavian Banks, S Ainsley Battles, DE Tony Brackens, WR John Broussard, TE Derek Brown, FB Ryan Christopherson, CB Jason Craft, S Donovan Darius, FB Marc Edwards, CB Aaron Glenn, FB Ty Hallock, WR Jason Hill, RB Chris Howard, WR Desmond Howard, WR Nate Hughes, LB Clint Ingram, RB Anthony Johnson, WR Kevin Johnson, QB Rob Johnson, TB Brian Jones, RB Randy Jordan, WR Jermaine Lewis, RB Frank Moreau, WR Kassim Osgood, LB Mike Peterson, WR Jerry Porter, QB Jonathan Quinn, FB Daimon Shelton, LB Daryl Smith, WR R. Jay Soward, CB Scott Starks, RB Shyrone Stith, WR Troy Williamson

**DAVID GARRARD'S REGULAR SEASON STATISTICS**

PASSING		GP/GS	ATT	CMP	PCT	YDS	TD	INT	LG	RTG
2002	Jacksonville	4/1	46	23	50.0	231	1	2	22	53.8
2003	Jacksonville	2/0	12	9	75.0	86	1	0	28	122.2
2004	Jacksonville	4/2	72	38	52.8	374	2	1	36t	71.2
2005	Jacksonville	7/5	168	98	58.3	1,117	4	1	37	83.9
2006	Jacksonville	11/10	241	145	60.2	1,735	10	9	49	80.5
2007	Jacksonville	12/12	325	208	64.0	2,509	18	3	59t	102.2
2008	Jacksonville	16/16	535	335	62.6	3,620	15	13	41	81.7
2009	Jacksonville	16/16	516	314	60.9	3,597	15	10	63	83.5
2010	Jacksonville	14/14	366	236	64.5	2,734	23	15	75	90.8
NFL totals: 9 years		86/76	2,281	1,406	61.6	16,003	89	54	75	85.8

RUSHING		GP/GS	NO	YDS	AVG	LG	TD	RECORD AS STARTER
2002	Jacksonville	4/1	25	139	5.6	41t	2	0-1
2003	Jacksonville	2/0	0	0	0.0	0	0	--
2004	Jacksonville	4/2	12	76	6.3	12	1	1-1
2005	Jacksonville	7/5	31	172	5.5	28	3	4-1
2006	Jacksonville	11/10	47	250	5.3	20	0	5-5
2007	Jacksonville	12/12	49	185	3.8	19	1	9-3
2008	Jacksonville	16/16	73	322	4.4	24	2	5-11
2009	Jacksonville	16/16	77	323	4.2	30	3	7-9
2010	Jacksonville	14/14	66	279	4.2	25t	#5	8-6
NFL totals: 9 years		86/76	380	1,746	4.6	41t	17	39-37

SACKED-YARDS: 2002: 7-40; 2003: 0-0; 2004: 6-35; 2005: 8-45; 2006: 20-119; 2007: 21-99; 2008: 42-288; 2009: 42-236; 2010: 33-253 (Totals: 179-1,115)

DAVID GARRARD'S POSTSEASON STATISTICS

PASSING		GP/GS	ATT	CMP	PCT	YDS	TD	INT	LG	RTG
2005	Jacksonville	1/0	8	3	37.5	68	0	0	41	68.8
2007	Jacksonville	2/2	54	31	57.4	418	3	3	43t	77.5
NFL totals: 9 years		3/2	62	34	54.8	486	3	3	43t	76.4

RUSHING		GP/GS	NO	YDS	AVG	LG	TD	RECORD AS STARTER
2005	Jacksonville	1/0	2	14	7.0	9	0	---
2007	Jacksonville	2/2	8	72	9.0	32	0	1-1
NFL totals: 9 years		3/2	10	86	8.6	32	0	1-1

SACKED-YARDS: 2005: 2-12; 2007: 5-44 (Totals: 7-56)

DAVID GARRARD'S REGULAR SEASON GAME HIGHS

PASS ATTEMPTS: 45 (11/23/08 vs. Minnesota)
PASS COMPLETIONS: 30 (10/18/09 vs. St. Louis)
YARDS PASSING: 342 (11/14/10 vs. Houston)
TOUCHDOWNS PASSING: 4 (10/31/10 at Dallas)
LONGEST PASS COMPLETION: 75 (11/21/10 to Maurice Jones-Drew vs. Cleveland)
PASSER RATING: 157.8 (10/31/10 at Dallas)
YARDS RUSHING: 71 (10/13/02 at Tennessee)
LONGEST RUSH: 41t (10/13/02 at Tennessee)
PASSER RATING: 157.8 (10/31/10 at Dallas)



DAVID GARRARD'S CAREER GAME-BY-GAME STATISTICS

2002 PASSING		ATT	CMP	YDS	PCT	TD	INT	LG	SACKS	RTG
9/8	vs. INDIANAPOLIS			Did not play						
9/15	at Kansas City			Did not play						
9/29	vs. NEWYORK JETS	0	0	0	0.0	0	0	--	0-0	0.0
10/6	vs. PHILADELPHIA			Did not play						
10/13	at Tennessee	7	4	53	57.1	0	2	22	3-16	41.7
10/20	at Baltimore			Inactive (3rd QB)						
10/27	vs. HOUSTON			Inactive (3rd QB)						
11/3	at New York Giants			Inactive (3rd QB)						
11/10	vs. WASHINGTON			Inactive (3rd QB)						
11/17	at Houston			Inactive (3rd QB)						
11/24	at Dallas			Inactive (3rd QB)						
12/1	vs. PITTSBURGH			Inactive (3rd QB)						
12/8	vs. CLEVELAND			Did not play						
12/15	at Cincinnati			Did not play						
12/22	vs. TENNESSEE	13	6	43	46.2	1	0	11	1-1	80.0
12/29	at Indianapolis *	26	13	135	50.0	0	0	21	3-23	65.4
Totals		46	23	231	50.0	1	2	22	7-40	37.5

2003 PASSING		ATT	CMP	YDS	PCT	TD	INT	LG	SACKS	RTG
9/7	at Carolina			Inactive (3rd QB)						
9/14	vs. BUFFALO			Inactive (3rd QB)						
9/21	at Indianapolis			Inactive (3rd QB)						
9/28	at Houston			Did not play						
10/5	vs. SAN DIEGO			Did not play						
10/12	vs. MIAMI			Did not play						
10/26	vs. Tennessee	12	9	86	75.0	1	0	28	0-0	122.2
11/2	at Baltimore			Did not play						
11/9	vs. INDIANAPOLIS			Did not play						
11/16	at Tennessee			Did not play						
11/23	at New York Jets			Did not play						
11/30	vs. TAMPA BAY	0	0	0	0.0	0	0	--	0-0	0.0
12/7	vs. HOUSTON			Did not play						
12/14	at New England			Did not play						
12/21	vs. NEW ORLEANS			Did not play						
12/28	at Atlanta			Did not play						
Totals		12	9	86	75.0	1	0	28	0-0	122.2

2004 PASSING		ATT	CMP	YDS	PCT	TD	INT	LG	SACKS	RTG
9/12	at Buffalo			Did not play						
9/19	vs. DENVER			Did not play						
9/26	at Tennessee			Did not play						
10/3	vs. INDIANAPOLIS			Did not play						
10/10	at San Diego			Did not play						
10/17	vs. KANSAS CITY			Did not play						
10/24	at Indianapolis			Did not play						
10/31	at Houston	2	2	28	100.0	0	0	20	0-0	118.8
11/14	vs. DETROIT *	36	19	198	52.8	2	0	36t	3-22	87.5
11/21	vs. TENNESSEE *	27	13	129	48.1	0	1	18	2-6	46.1
11/28	at Minnesota			Did not play						
12/5	vs. PITTSBURGH			Did not play						
12/12	vs. CHICAGO			Did not play						
12/19	at Green Bay			Did not play						
12/26	vs. HOUSTON	7	4	19	57.1	0	0	12	1-7	62.2
1/2	at Oakland			Did not play						
Totals		72	38	374	52.8	2	1	36t	6-35	71.2

2005 PASSING		ATT	CMP	YDS	PCT	TD	INT	LG	SACKS	RTG
9/11	vs. SEATTLE			Did not play						
9/18	at Indianapolis			Did not play						
9/25	at New York Jets			Did not play						
10/2	vs. DENVER			Did not play						
10/9	vs. CINCINNATI			Did not play						
10/16	at Pittsburgh			Did not play						
10/30	at St. Louis			Did not play						
11/6	vs. HOUSTON			Did not play						
11/13	vs. BALTIMORE			Did not play						
11/20	at Tennessee	0	0	0	0.0	0	0	--	0-0	0.0
11/27	at Arizona *	26	12	115	46.2	0	0	17	0-0	59.0
12/4	at Cleveland *	20	11	116	55.0	2	1	22	3-14	84.6
12/11	vs. INDIANAPOLIS *	35	26	250	74.2	1	0	31	0-0	103.3
12/18	vs. SAN FRANCISCO *	40	21	216	52.5	0	0	30	2-14	68.3
12/24	at Houston *	31	18	292	58.1	1	0	37	3-16	100.5
1/1	vs. TENNESSEE *	16	10	128	62.5	0	0	32	2-14	87.5
Totals		168	98	1,117	58.3	4	1	37	8-45	83.9
1/7	at New England	8	3	68		0	0	41	2-12	68.8



2006 PASSING		ATT	CMP	YDS	PCT	TD	INT	LG	SACKS	RTG
9/10	vs. DALLAS			Did not play						
9/18	vs. PITTSBURGH			Did not play						
9/24	at Indianapolis			Did not play						
10/1	at Washington			Did not play						
10/8	vs. NEWYORK JETS	0	0	0	0.0	0	0	--	0-0	0.0
10/22	at Houston			Did not play						
10/29	at Philadelphia *	17	10	87	58.8	0	0	24	1-11	72.4
11/5	vs. TENNESSEE *	22	12	177	54.5	3	0	26	2-8	120.6
11/12	vs. HOUSTON *	34	15	214	44.1	0	4	36	2-10	25.5
11/20	vs. NEW YORK GIANTS *	32	19	249	59.4	0	0	49	0-0	84.0
11/26	at Buffalo *	22	16	132	72.7	2	0	28	3-16	118.0
12/3	at Miami *	22	16	229	72.7	2	0	33	4-26	136.4
12/10	vs. INDIANAPOLIS *	14	8	79	57.1	0	1	19	1-7	43.5
12/17	at Tennessee *	37	22	233	59.5	1	3	37	4-30	53.1
12/24	vs. NEW ENGLAND *	23	17	195	73.9	1	0	41	1-0	113.5
12/31	at Kansas City *	18	10	140	55.6	1	1	39	2-11	76.2
Totals		241	145	1,735	60.2	10	9	49	20-119	80.5

2007 PASSING		ATT	CMP	YDS	PCT	TD	INT	LG	SACKS	RTG
9/9	vs. TENNESSEE *	30	17	204	56.7	1	0	47t	3-7	88.8
9/16	vs. ATLANTA *	25	17	272	68.0	1	0	33	4-21	117.4
9/23	at Denver *	20	14	154	70.0	1	0	23	3-14	109.2
10/7	at Kansas City *	27	20	218	74.1	1	0	40	4-17	109.8
10/14	vs. HOUSTON *	34	22	221	64.7	2	0	27	1-8	102.7
10/22	vs. INDIANAPOLIS *	12	8	72	66.7	0	0	22	1-6	82.6
10/28	at Tampa Bay			Inactive (ankle)						
11/4	at New Orleans			Inactive (ankle)						
11/11	at Tennessee			Inactive (3rd QB)						
11/18	vs. SAN DIEGO *	24	15	189	62.5	2	0	36t	0-0	114.8
11/25	vs. BUFFALO *	37	23	296	62.2	1	0	59t	1-4	96.2
12/2	at Indianapolis *	29	24	257	82.8	2	1	35	3-14	112.2
12/9	vs. CAROLINA *	36	20	230	55.6	2	0	27	0-0	93.5
12/16	at Pittsburgh *	33	17	197	51.5	3	1	55t	0-0	87.6
12/23	vs. OAKLAND *	18	11	199	61.1	2	1	43	1-8	113.0
12/30	at Houston *			Did not play						
Totals		325	208	2,509	64.0	18	3	59t	21-99	102.2
1/5	at Pittsburgh *	21	9	140	42.9	1	2	43t	4-46	41.9
1/12	at New England *	33	22	278	66.7	2	1	34	1-8	100.3

2008 PASSING		ATT	CMP	YDS	PCT	TD	INT	LG	SACKS	RTG
9/7	at Tennessee *	35	23	215	65.7	1	2	33	7-59	68.2
9/14	vs. BUFFALO *	28	17	165	60.7	0	1	15	2-20	62.4
9/21	at Indianapolis*	22	16	167	72.7	0	1	26	0-0	75.4
9/28	vs. HOUSTON*	32	23	236	71.9	1	0	24	1-0	103.1
10/5	vs. PITTSBURGH*	32	18	200	56.2	1	0	32	3-25	85.4
10/12	at Denver*	34	25	276	73.5	1	0	30t	2-15	107.0
10/26	vs. CLEVELAND*	42	25	283	59.5	2	0	35	3-16	95.6
11/2	at Cincinnati*	38	23	229	60.5	0	1	31	3-15	66.7
11/9	at Detroit*	25	18	238	72.0	2	0	29	1-11	128.4
11/16	vs. TENNESSEE*	30	13	135	43.3	0	1	19	4-18	43.1
11/23	vs. MINNESOTA*	45	27	317	60.0	1	2	30	4-31	70.3
12/1	at Houston*	35	25	287	71.4	1	1	33	3-25	93.4
12/7	at Chicago*	38	19	178	50.0	1	1	27	3-19	61.1
12/14	vs. GREEN BAY*	33	21	238	63.6	2	0	41	2-9	105.4
12/18	vs. INDIANAPOLIS*	41	28	329	68.3	1	1	28t	3-25	90.4
12/28	at Baltimore*	25	14	127	56.0	1	2	23t	1-0	49.9
Totals		535	335	3,620	62.6	15	13	41	42-288	81.7

2009 PASSING		ATT	CMP	YDS	PCT	TD	INT	LG	SACKS	RTG
9/13	at Indianapolis*	28	14	122	50.0	0	0	26	1-8	61.9
9/20	vs. ARIZONA*	43	23	282	53.5	2	1	34	4-7	79.8
9/27	at Houston*	30	18	214	60.0	0	0	28	0-0	81.8
10/4	vs. TENNESSEE*	37	27	323	73.0	3	0	33t	2-18	126.3
10/11	at Seattle*	31	18	188	58.1	0	0	28	4-26	75.7
10/18	vs. ST. LOUIS*	43	30	335	69.8	0	2	41	3-9	73.3
11/1	at Tennessee*	27	14	139	51.9	0	2	25	3-22	35.9
11/8	vs. KANSAS CITY*	27	18	264	66.7	1	0	61t	1-11	110.7
11/15	at New York Jets*	26	16	221	61.5	1	0	33	2-13	101.6
11/22	vs. BUFFALO*	30	21	215	70.0	1	1	35	2-7	87.5
11/29	at San Francisco*	36	25	307	69.4	0	0	30	6-46	95.5
12/6	vs. HOUSTON*	28	15	238	53.6	2	0	62	4-22	106.0
12/13	vs. MIAMI*	26	11	139	42.3	0	0	63	3-17	59.6
12/17	vs. INDIANAPOLIS*	40	23	223	57.5	3	1	25	2-17	87.8
12/27	at New England*	25	19	185	76.0	0	2	20	2-8	62.9
1/3	at Cleveland*	39	22	202	56.4	2	1	22	3-5	77.1
Totals		516	314	3,597	60.9	15	10	63	42-236	83.5



2010 PASSING		ATT	CMP	YDS	PCT	TD	INT	LG	SACKS	RTG
9/12	vs. DENVER*	21	16	170	76.2	3	0	26	1-5	138.9
9/19	at San Diego*	23	15	173	65.2	1	4	26	2-14	62.7
9/26	vs. PHILADELPHIA*	30	13	105	43.3	0	1	23	7-53	38.9
10/3	vs. INDIANAPOLIS*	22	17	163	77.3	2	0	22	0-0	127.7
10/10	at Buffalo*	20	16	178	80.0	3	1	27	2-13	122.5
10/18	vs. TENNESSEE*	12	7	49	58.3	0	1	10	0-0	33.3
10/24	at Kansas City	Inactive (concussion)								
10/31	at Dallas*	21	17	260	81.0	4	0	42	3-22	157.8
11/14	vs. HOUSTON*	31	24	342	77.4	2	0	52	2-15	134.1
11/21	vs. CLEVELAND*	34	20	254	58.8	2	3	75	4-28	65.1
11/28	at New York Giants*	35	20	162	57.1	0	1	21	4-41	57.1
12/5	at Tennessee*	19	14	126	73.7	0	0	20	1-7	91.1
12/12	vs. OAKLAND*	22	11	159	50.0	3	1	48	2-8	94.5
12/19	at Indianapolis*	38	24	294	63.2	2	1	39	1-5	93.5
12/26	vs. WASHINGTON*	38	22	299	57.9	1	2	37	4-41	70.0
1/2	at Houston	Injured reserve (finger)								
Totals		366	236	2,734	64.5	23	15	75	33-253	90.8


*Started

DAVID GARRARD VS THE NFL

OPPONENT	GAMES	ATT	COMP	YDS	PCT.	TD	INT	RATING	RECORD	
									AS STARTER	
Arizona	2	69	35	397	50.7	2	1	72.0	0-1	
Atlanta	1	25	17	272	68.0	1	0	117.4	1-0	
Baltimore	1	25	14	127	56.0	1	2	49.9	0-1	
Buffalo	5	137	93	986	67.9	7	3	96.5	3-2	
Carolina	1	36	20	230	55.6	2	0	93.5	1-0	
Chicago	1	38	19	178	50.0	1	1	61.1	0-1	
Cincinnati	1	38	23	229	60.5	0	1	66.7	0-1	
Cleveland	4	135	78	855	57.8	8	5	80.9	2-2	
Dallas	1	21	17	260	81.0	4	0	157.8	1-0	
Denver	3	75	55	600	73.3	5	0	118.8	3-0	
Detroit	2	61	37	436	60.7	4	0	104.3	2-0	
Green Bay	1	33	21	238	63.6	2	0	105.4	1-0	
Houston	10	264	166	2,091	62.9	9	5	91.0	6-2	
Indianapolis	11	307	201	2,091	65.5	11	6	88.8	3-8	
Kansas City	3	72	48	622	66.7	3	1	101.7	2-1	
Miami	2	48	27	368	56.3	2	0	94.8	1-1	
Minnesota	1	45	27	317	58.7	1	2	70.3	0-1	
New England	2	48	36	380	75.0	1	2	87.2	0-2	
New York Giants	2	67	39	411	58.2	0	1	69.9	1-1	
New York Jets	3	26	16	221	61.5	1	0	101.6	1-0	
Oakland	2	40	22	358	55.0	5	2	104.0	2-0	
Philadelphia	2	47	23	192	48.9	0	1	51.0	1-1	
Pittsburgh	2	65	35	397	53.8	4	1	86.5	1-1	
San Diego	3	47	30	362	63.8	3	4	73.2	1-1	
San Francisco	2	76	46	523	60.5	0	0	81.2	1-1	
Seattle	1	31	18	188	58.1	0	0	75.7	0-1	
St. Louis	1	43	30	335	69.8	0	2	73.3	1-0	
Tampa Bay	1	0	0	0	0.0	0	0	0.0	---	
Tennessee	15	324	191	2,040	59.0	11	12	73.3	4-7	
Washington	1	38	22	299	57.9	1	2	70.0	0-1	
TOTALS	86	2,281	1,406	16,003	61.6	89	54	85.8	39-37	

STARTING QUARTERBACKS UNDER JACK DEL RIO

YEAR	Mark Brunell	Byron Leftwich	David Garrard	Quinn Gray	Todd Bouman	Trent Edwards
2003	0-3	5-8				
2004		8-6	1-1			
2005		8-3	4-1			
2006		3-3	5-5			
2007			9-3	2-2		
2008			5-11			
2009			7-9			
2010			8-6		0-1	0-1
Total	0-3	24-20	39-36	2-2	0-1	0-1

COURTNEY GREENE **36**

6-0 • 212 LBS.
RUTGERS
BORN NOVEMBER 23, 1986
NEW ROCHELLE, NEW YORK
ACO. FREE AGENT 2009
EXP.: 3RD YEAR

S

GAMES PLAYED/STARTED: 2009 (9/0), 2010 (14/11)

NFL TOTALS: 23 games, 11 starts

POSTSEASON TOTALS: 0 games, 0 starts

TRANSACTIONS: Originally selected by Seattle in the seventh round of the 2009 draft, the 247th pick overall ... Waived on 9/5/09 ... Signed by Jacksonville as a free agent on 9/22/09.

PRO: Aggressive, physical safety who was inserted into the starting lineup in 2010 ... Has ability to play both free and strong safety spots ... Has played in 23 career games with 11 starts ... Totaled 77 tackles (44 solo), one forced fumble, one fumble recovery, one INT, four passes defended and one tackle for loss ... Added 15 career special teams tackles ... Was a seventh-round pick of Seattle in 2009 and was waived on final cuts ... Joined Jaguars on Sept. 22 ... Four-year letterman at Rutgers and teammate of Jaguars WR Tiquan Underwood and OL Kevin Haslam ... Was first-team All-Big East selection as a senior ...

2010: Appeared in a career-high 14 games with 11 starts at SS ... Registered 77 tackles (44 solo), one forced fumble, one fumble recovery, one INT, four passes defended and one tackle for loss ... Added five special teams tackles ... Made first career start on **9/19 at SD** and had the most productive outing of his career. Totaled 10 tackles and picked off Philip Rivers in the second quarter for first career INT. Also forced and recovered a fumble by RB Ryan Mathews in the first quarter ... Led team with a career-high four special teams tackles on **10/10 at BUF** ... Posted eight tackles and one tackle for loss on **10/18 vs. TEN** ... Recorded a career-high 11 tackles (eight solo) on 60 snaps on **10/24 at KC** ... Did not miss a snap on **10/31 at DAL** and produced eight tackles ... Tied a team-high with nine tackles on **11/14 vs. HOU** ... Made six tackles on **11/21 vs. CLE** and followed with seven stops and two passes defended on **11/28 at NYG** ... Played four snaps on **12/5 at TEN** before leaving the game with a shoulder injury ... Was inactive on **12/12 vs. OAK** and **12/18 at IND** ... Returned to the lineup on **12/26 vs. WAS** and posted six tackles on 66 snaps ... Finished season with seven tackles on 59 snaps on **1/2 at HOU** ...

2009: Played in nine games on special teams and finished with 10 tackles ... Joined Jaguars prior to week three after spending the preseason with Seattle ... Made NFL debut on **10/4 vs. TEN** and made one tackle ... Faced off against team he was drafted by on **10/11 at SEA** and tallied three tackles ... Finished with two tackles on **11/1 at TEN** ... Was inactive on **11/15 at NYJ**, **12/13 vs. MIA**, **12/17 vs. IND** and **12/27 at NE** ... Totaled two tackles in season-finale on **1/3 at CLE**.

COLLEGE: Four-year letterman at Rutgers, starting 51 straight games ... Played in East-West Shrine game ... Played both free and strong safety spots ... First-team All-Big East selection as a senior after recording 87 tackles, one for a loss and two INTs ... Posted over 100 tackles as a junior for the second straight season and earned second-team All-Big East honors ... Led team with four INTs as a sophomore along with 92 tackles ... Earned second-team All-Big East honors ... Started all 12 games as a freshman and totaled 116 tackles ... Named to Freshman All-America team.


PERSONAL: Single ... Resides in New Rochelle, New York ... Spent the 2004 season at Bridgton Academy in Maine and led the team in tackles ... Attended New Rochelle High School ... Rushed for 1,114 yards and 19 TDs as a senior in 2003 ... Led team to Class AA state championship and earned MVP honors in the title game ... Represented New York in the 2004 NY/NJ Governor's Bowl ... Earned first-team All-America honors in track and field (long jump) in the spring of 2004 ... Was high school teammate of Baltimore Ravens running back Ray Rice ... Full name: Courtney Greene.

COURTNEY GREENE'S REGULAR SEASON STATISTICS

TACKLES	GP/GS	TKL	SOLO	ASST	ST	SACKS	FF	FR	PD	TFL
2009 Jacksonville	9/0	0	0	0	10	0.0	0	0	0	0
2010 Jacksonville	14/11	77	44	33	5	0.0	1	#1	4	1
NFL totals: 2 years	23/11	77	44	33	15	0.0	1	1	4	1

INTERCEPTIONS	GP/GS	NO	YDS	AVG	LG	TD
2009 Jacksonville	9/0	0	0	0.0	0	0
2010 Jacksonville	14/11	1	8	8.0	8	0
NFL totals: 2 years	23/11	1	8	8.0	8	0

Shared team lead

**MICHAEL
HAMLIN**

25

6-2 • 213 LBS.
CLEMSON
BORN NOVEMBER 21, 1985
LAMAR, SOUTH CAROLINA
ACQ. FREE AGENT 2010
EXP.: 3RD YEAR

S

GAMES PLAYED/STARTED: 2009 (6/0, 1/0), 2010 (6/0)

NFL TOTALS: 12 games, 0 starts

JAGUARS TOTALS: 4 games, 0 starts

POSTSEASON TOTALS: 1 game, 0 starts

TRANSACTIONS: Originally drafted by Dallas in the fifth round (166th overall) of the 2009 draft ... Waived on 10/13/10 ... Signed by Jacksonville to practice squad on 10/15/10 ... Activated to 53-man roster on 12/7/10.

PRO: Second-year pro has played in 12 games after being selected in the fifth round by Dallas in 2009 ... Appeared in six games as a rookie with the Cowboys and played in the first two regular season games in 2010 before being waived ... Spent six weeks on the Jaguars practice squad before moving to active roster on Dec. 7 where he played in final four games ... Four-year starter at Clemson ... Finished college career with 14 INTs ...

2010: Played in the first two games of the regular season with Dallas before being released on Sept. 13 ... Signed by the Jaguars to the practice squad on Oct. 15 where he spent six weeks before being activated to the 53-man roster on Dec. 7 ... Played in final four games for the Jaguars and had three tackles and one pass defended ... Made Jaguars debut on **12/12 vs. OAK** ... Recorded two tackles (one solo) on **12/18 at IND** ... Had one tackle and one pass defended on **12/26 vs. WAS** ... Saw action on special teams in season-finale on **1/2 at HOU** ...

2009: Appeared in six games as a rookie and finished with one special teams tackle ... Suffered a broken right wrist during the preseason and was inactive for the first nine games ... Made NFL debut on **11/22 vs. WAS** ... Led team with three special teams tackles on 1/9 vs. PHI in NFC Wild Card game.

COLLEGE: Four-year starter at Clemson ... Career totals included 326 tackles, 12 tackles for loss, one sack, 22 passes defended and 14 INTs ... Served as team captain for final two seasons

... Started all 13 games as a senior and was named first-team All-ACC ... Ranked second on team with career-high 110 tackles (74 solo) along with one sack and three tackles for loss ... Ranked eighth in the nation with six INTs for 111 return yards ... Earned second-team All-ACC honors as a junior from The NFL Draft Report and started all 13 games ... Ranked second on the team with 97 tackles (73 solo) including three tackles for loss ... Had four INTs, six passes defended, two fumble recoveries and one forced fumble ... Started 10 games as a sophomore and registered 64 tackles, five tackles for loss, two INTs, one forced fumble and two fumble recoveries ... Played in 12 games as a redshirt freshman with seven starts ... Became first freshman to start in the secondary over the course of a season since 2002 (Justin Miller) ... Totaled 55 tackles and had two INTs with three passes defended ... Graduated in May of 2008 with a degree in management and took post-graduate courses in sociology.

PERSONAL: Single ... Attended Lamar High School (S.C.) and was a finalist for Mr. Football ... Named state's Defensive Player of the Year by High School Sports Report as a senior ... Was three-time all-region selection, winning Region Player of the Year honors in final two seasons ... Totaled 23 career INTs and caught 20 passes for 290 yards and four TDs ... Threw three passes as a senior, two were TDs, including one to his brother in the state title game ... Also lettered in baseball and basketball ... Brothers, Markee and Marquais, played for South Carolina State ... Full name: Michael Hamlin.

MICHAEL HAMLIN'S REGULAR SEASON STATISTICS

TACKLES	GP/GS	TKL	SOLO	ASST	ST	SACKS	FF	FR	PD	TFL
2009 Dallas	6/0	0	0	0	1	0.0	0	0	0	0
2010 DAL/JAX	6/0	3	2	1	0	0.0	0	0	1	0
NFL totals: 2 years	12/0	3	2	1	1	0.0	0	0	1	0




LARRY HART

59

DE

6-0 • 248 LBS.
CENTRAL ARKANSAS
BORN JULY 16, 1987
MADISON, MISSISSIPPI
ACQ. 5TH ROUND OF 2010 DRAFT
EXP.: 2ND YEAR

GAMES PLAYED/STARTED: 2010 (14/0)

NFL TOTALS: 14 games, 0 starts

POSTSEASON TOTALS: 0 games, 0 starts

TRANSACTIONS: Originally drafted in the fifth round (143rd overall) of the 2010 draft.

PRO: Explosive edge pass rusher who appeared in 14 games as a rookie ... Saw action at DE and on special teams ... Two-time conference defensive player of the year at Central Arkansas after transfer from junior college ... Recorded 21.5 career sacks and 31.5 tackles for loss in final two seasons ... First player drafted by the Jaguars from Central Arkansas, and highest drafted player in school history ...

2010: Played in 14 games as a rookie in the defensive line rotation and on special teams ... Recorded 13 tackles (nine solo), 1.5 sacks, 12 QB pressures, one pass defended and one tackle for loss ... Added five special teams tackles ... Made NFL debut on **9/12 vs. DEN** ... Posted one tackle, two QB hits and one pass defended on **9/26 vs. PHI** ... Had two special teams tackles on **10/3 vs. IND** ... Made one tackle on **10/18 vs. TEN** and **10/24 at KC** ... Split a sack with Terrance Knighton on **10/31 at DAL** and added four QB hits ... Registered two tackles and one QB hit on **11/21 vs. CLE** ... Was inactive on **12/5 at TEN** and **12/12 vs. OAK** ... Saw action for 25 snaps on **12/18 at IND** and finished with two tackles ... Sacked Rex Grossman late in the fourth quarter on **12/26 vs. WAS**.


COLLEGE: Played first two seasons at Holmes Community College before transferring to Central Arkansas for final two seasons ... Ranked third in UCA history with 21.5 career sacks in only two seasons ... Career totals in two seasons at UCA included 74 tackles, five forced fumbles, six passes defended and 31.5 tackles for loss ... First player in Southland Conference history to be named defensive player of the year in back-

to-back seasons ... Only player in school history to earn FCS All-America honors twice ... Played in Texas vs. The Nation All-Star Game ... Started all 12 games as a senior ... Totaled 30 tackles, 10.5 tackles for loss, 9.5 sacks and 12 QB pressures ... Named Southland Conference Co-Defensive Player of the Year, the first player in league history to be named in consecutive seasons ... Led the league with four forced fumbles along with two blocked kicks, one fumble recovery and one INT ... Named second-team Associated Press FCS All-America ... Started all 12 games at DE in first season at UCA ... Finished with 43 tackles, 12 sacks and 21 tackles for loss ... Ranked fourth in nation in sacks per game ... The 21 tackles for loss tied for third in school history while 12 sacks ranked second ... Added one forced fumble, one blocked kick and five passes defended ... Earned Southland Conference Defensive Player of the Year honors ... Named first-team All-America by Associated Press, Walter Camp Foundation and The Sporting News ... Totaled 56 tackles and 11 tackles for loss at Holmes Community College from 2007-08 ... Was Mississippi Junior College all-state selection ... Participated in the Mississippi Junior College All-Star Game.

PERSONAL: Single ... Resides in Madison, Miss. ... Attended Madison Central High School (Mississippi) ... Was All-District and All-Jackson Metro selection ... Finished with 65 tackles and 12.5 sacks as a senior ... Three-year letterman ... Was standout powerlifter ... Has three older brothers ... Participated in several Team Teal events ... Visited daniel home to speak to children ... Full name: Larry Darnell Hart, Jr.

LARRY HART'S REGULAR SEASON STATISTICS

TACKLES	GP/GS	TKL	SOLO	ASST	ST	SACKS	FF	FR	PD	TFL
2010 Jacksonville	14/0	13	9	4	5	1.5	0	0	1	1

**KEVIN
HASLAM****72**

6-5 • 304 LBS.

RUTGERS

BORN NOVEMBER 8, 1986

MAHWAH, NEW JERSEY

ACO. FREE AGENT 2010

EXP.: 2ND YEAR

OL**GAMES PLAYED/STARTED:** 2010 (5/0)**NFL TOTALS:** 5 games, 0 starts**POSTSEASON TOTALS:** 0 games, 0 starts**TRANSACTIONS:** Signed as an undrafted rookie 4/24/10.

PRO: Second-year pro has ability to play guard and tackle ... Played in five games as a rookie after joining club as an undrafted rookie ... One of three rookie free agents to make 53-man opening day roster (Aaron Morgan, Jacob Cutrera) ... Started 26 games at Rutgers ... Teammate of Jaguars S Courtney Greene and WR Tiquan Underwood at Rutgers ...

2010: Appeared in five games as a rookie, primarily on special teams ... Was inactive for seven games ... Was placed on injured reserve on Dec. 10 with a hand injury ... Made NFL debut on **9/12 vs. DEN** ... Saw action in two-TE formation on **10/31 at DAL**, **11/14 vs. HOU**, **11/21 vs. CLE** and **11/28 at NYG** ...

COLLEGE: Versatile lineman who played in 43 games at G and OT ... Started final 26 games to conclude his career ... Started all 13 games as a senior ... Opened season as starting LG as a

junior but moved to RT in fifth game of the season ... Appeared in all 13 games as a sophomore with six starts ... Played primarily RG but also saw action at LT ... Saw action in four games as a redshirt freshman ... Redshirted as a freshman in 2005 ... Was teammate of Jaguars WR Tiquan Underwood and S Courtney Greene ... Majored in communications.

PERSONAL: Single ... Resides in Mahwah, N.J. ... Supports and attends team sponsored events including Team Teal, Operation Blessing and Hometown Huddle... Participated both financially and in person at the 2010 Shop with a Jock event at Target where more than 50 children from the Bridge of Northeast Florida and the MaliVai Washington Kids Foundation were treated to a shopping spree ... Supported teammate Uche Nwaneri's Gaming 4 the Cause event ... Full name: Kevin Haslam.

UNDRAFTED ROOKIES ON OPENING DAY ROSTERS

YEAR	PLAYER
1995	TE Gordon Laro
1996	CB Rashid Gayle
1997	CB Kevin Devine, DE Jabbar Threats
1998	None
1999	FB Stacey Mack
2000	None
2001	RB Elvis Joseph, WR Randal Williams, FB Patrick Washington
2002	None
2003	PK Seth Marler, WR Cortez Hankton, DT Matt Leonard
2004	TE Brian Jones, CB David Richardson
2005	G Dan Connolly, RB/KR Derrick Wimbush
2006	OT Richard Collier, DE Tony McDaniel, RB Montell Owens
2007	None
2008	CB Isaiah Gardner, CB Brian Witherspoon
2009	LB Russell Allen, DE Julius Williams
2010	LB Jacob Cutrera, OT Kevin Haslam, DE Aaron Morgan




JASON HILL

83

WR

6-0 • 202 LBS.
WASHINGTON STATE
BORN FEBRUARY 20, 1985
SAN FRANCISCO, CALIFORNIA
ACQ. WAIVERS (SAN FRANCISCO)
EXP.: 5TH YEAR

GAMES PLAYED/STARTED: 2007 (5/0), 2008 (16/2), 2009 (11/0), 2010 (8/1)

NFL TOTALS: 40 games, 3 starts

JAGUARS TOTALS: 6 games, 1 start

POSTSEASON TOTALS: 0 games, 0 starts

TRANSACTIONS: Originally selected by San Francisco in the third round (76th overall) of the 2007 draft ... Waived on 11/16/10 ... Claimed off waivers by Jacksonville on 11/17/10.

PRO: Fifth-year pro has played in 40 games with three starts for San Francisco and Jacksonville ... Career totals include 51 receptions for 661 yards and five TDs ... Scored two TDs in both 2008 and 2009 ... Claimed off waivers by the Jaguars in 2010 and averaged 22.5-yard per reception in six games (11-248, 1TD) ... Was originally drafted in the third round (76th overall) by the 49ers in the 2007 draft ... Set school records at Washington State with 32 career TDs and 2,704 receiving yards ...

2010: Appeared in two games for 49ers but did not record a reception ... Was claimed off waivers by the Jaguars on Nov. 17 and played in six of final seven games for the club with one start ... Finished with 11 receptions for 248 yards and one TD for the Jaguars ... Inactive on **11/21 vs. CLE** ... **11/28 at NYG:** Saw first career action for the Jaguars and caught one pass for 15 yards ... Played but did not record a reception on **12/5 at TEN** ... **12/12 vs. OAK:** Caught a 48-yard TD pass from David Garrard in the third quarter, the longest reception of his career ... **12/18 at IND:** Had two receptions for 40 yards. Added a 30-yard kickoff return ... Earned first start at WR for the Jaguars on **12/26 vs. WAS** and had a season-high four receptions for 77 yards including a 37-yard catch in the third quarter ... Caught three passes for 68 yards, including a 44-yard reception on **1/2 at HOU** ...

2009: Appeared in 11 games and finished with nine receptions for 90 yards and two TDs ... Played key role on special teams and finished with eight tackles ... Had first multi-TD game of his career on **11/8 vs. TEN**, scoring on a 12-yard pass from QB Alex Smith in the first quarter and

again late in the fourth quarter ...

2008: Played in all 16 games with two starts ... Posted career-high receiving numbers with 30 catches for 323 yards and two TDs ... Ranked second on the team with 17 special teams tackles ... Caught first career TD on **10/26 vs. SEA** on a two-yard slant pass from QB Shaun Hill in the fourth quarter ... Saw action as third WR on **11/10 vs. ARI** and finished with career-high six receptions for 82 yards ... Made first career start on **11/23 vs. DAL** ... Scored on a nine-yard reception in the fourth quarter on **12/28 vs. WAS** ...

2007: Played in only five games due to hamstring and groin injuries ... Saw first NFL action on **10/28 vs. NO** and had his first career reception on a six-yard pass from QB Alex Smith.

COLLEGE: Produced 148 career receptions for 2,704 yards and 32 TDs ... Set school record with 32 TD catches, surpassing the previous mark of 22 by Hugh Campbell (1960-62) ... The 32 TDs tied for the second-most in Pac-10 history ... Accounted for 32 of the team's 68 TD receptions over his final three seasons ... The 148 receptions also set a school record while his 2,704 yards ranked second in school history ... Had 41 receptions for 600 yards and 7 TDs as a senior ... Majored in sociology.

PERSONAL: Attended Sacred Heart Cathedral High School (San Francisco, Calif.) ... Was runner-up for the City of San Francisco Player of the Year Award as a senior ... Helped school to 9-1 mark as a senior ... One of six children ... Full name: Jason Hill.

JASON HILL'S REGULAR SEASON STATISTICS

YEAR		GP/GS	NO	YDS	AVG	LG	TD
2007	San Francisco	5/0	1	6	6.0	6	0
2008	San Francisco	16/2	30	317	10.6	33	2
2009	San Francisco	11/0	9	90	10.0	30	2
2010	SF/JAX	8/1	11	248	*22.5	48t	1
NFL totals: 4 years		40/3	51	661	13.0	48t	5

* Team leader

ADDITIONAL STATISTICS: One kickoff return for 30 yards in 2010 on 12/18 at IND.

**NATE
HUGHES****16****6-2 • 195 LBS.
ALCORN STATE
BORN JANUARY 18, 1985
STARKVILLE, MISSISSIPPI
ACQ. ROOKIE FREE AGENT 2008
EXP.: 3RD YEAR****WR****GAMES PLAYED/STARTED:** 2008 (0/0), 2009 (8/0), 2010 (1R)**NFL TOTALS:** 8 games, 0 starts**POSTSEASON TOTALS:** 0 games, 0 starts**TRANSACTIONS:** Signed by Cleveland as an undrafted rookie on 5/5/08 ... Waived on 6/17/08 ... Signed to Kansas City practice squad on 10/22/08 ... Waived on 11/5/08 ... Signed by Jacksonville to practice squad on 11/19/08 ... Signed to active roster on 12/22/08 ... Waived on 9/21/09 ... Signed to Jaguars practice squad 9/23/09 ... Signed to active roster 11/17/09.**PRO:** Third-year receiver possesses outstanding speed ... Missed the entire 2010 season after injuring his shoulder in training camp ... Played in eight games in 2009 after making the opening day roster and totaled five receptions for 70 yards and one touchdown ... Spent time with Cleveland, Kansas City and Jacksonville as a rookie in 2008 ... Spent five weeks on the Jaguars practice squad in 2008 and was signed to active roster for season-finale ... Was originally signed by Cleveland as a rookie free agent ... Spent two weeks on the Kansas City Chiefs' practice squad ...**2010:** Injured his shoulder during training camp and was placed on injured reserve on Aug. 8 ...**2009:** Saw his first NFL action, appearing in eight games ... Earned roster spot after strong preseason ... Finished with five receptions for 70 yards and one touchdown ... Totaled one reception for seven yards in the season-opener on **9/13 at IND** ... Made two receptions for eight yards on **9/20 vs. ARI** ... Waived on Sept. 21 and re-signed to practice squad on Sept. 23 ... Activated to 53-man roster on Nov. 17 ... Returned to the lineup on **11/22 vs. BUF** and saw action on special teams ... Was inactive on **11/29 at SF** ... Scored first career TD on **12/6 vs. HOU**, hooking up with David Garrard for a 35-yard score ... Recorded a 20-yard reception on **12/27 at NE** ... Returned a punt for seven yards in season-finale on **1/3 at CLE** ...**2008:** Signed by the Jaguars to the practice squad on Nov. 19 and was signed to active roster on Dec. 22 ... Was inactive on **12/28 at BAL**.**COLLEGE:** Four-year starter who hauled in 161 passes for 2,315 yards and totaled 19 TDs ... Led team in receiving with 46 receptions for 569 yards and 5 TDs as a senior in 2007 ... Also a return specialist, leading the SWAC in 2007 in all purpose yards with 160.6 yards per game and added

a punt return for a TD in 2007 ... Hauled in 40 receptions for 371 yards and 6 TDs as a junior in 2006 ... Sat out the 2005 season after sustaining a shoulder injury in the first quarter of the season opener ... Totaled 781 yards on 48 receptions as a sophomore in 2004 ... Pulled in 27 receptions for 594 yards as a freshman in 2003 ... SWAC Outdoor Decathlon champion in 2008, 2007, and 2005, and two-time champion in both the 400m hurdles (2007 and 2008) and 110 hurdles (2007 and 2008) ... Four-time qualifier for NCAA Regionals in the 400m hurdles (3 times) and 4x400 relay team (once) ... Graduated with a degree in nursing.

PERSONAL: Single ... Lives in Starkville, Miss. ... Earned five letters in track & field, four letters in cross country, three letters in football and two letters in basketball at Starkville (Miss.) High ... Led the football team to a 33-6 record ... Member of 2001 State Championship team ... Gained 2,785 total yards and scored 20 TDs on 101 returns and 88 receptions ... Served as team captain in both football and track ... Turned down scholarship offer to run track at Florida State ... His grandfather, Charles Wilson, was inducted into Alcorn State Sports Hall of Fame as baseball, football and track standout ... His father, Nate, played football at Alcorn State and his mother, Gwen, was a track standout who earned a trip to the Olympics in 1980 ... His sister, Morgandy, is member of Alcorn State track team ... Cousin, Gregory Spann, was a seventh-round pick by the Jaguars in 1996 ... Participated in NFL 101 Workshop at Jacksonville University ... Signed autographs and greeted participants at the 2009 "Gift of Life" blood drive held by the Blood Alliance at the stadium ... Participated in 2010 Big Brothers Big Sisters of Northeast Florida Bowl for Kids Sake annual fundraiser ... Visited St. Pius Catholic School and participated in the school's play day ... Participated in Hometown Huddle, Operation Blessing and World Wide Day of Play the last two years ... Made several appearances on behalf of Team Teal ... Full name: Nate Hughes.**NATE HUGHES' REGULAR SEASON STATISTICS**

YEAR	GP/GS	NO	YDS	AVG	LG	TD
2009 Jacksonville	8/0	5	70	14.0	35	1
2010 Jacksonville		Injured reserve (shoulder)				
NFL totals: 2 years	8/0	5	70	14.0	35	1

**RASHAD
JENNINGS****23****6-1 • 228 LBS.****LIBERTY****BORN MARCH 26, 1985****FOREST, VIRGINIA****ACQ. 7TH ROUND OF 2009 DRAFT****EXP.: 3RD YEAR****RB****GAMES PLAYED/STARTED:** 2009 (15/0), 2010 (13/3)**NFL TOTALS:** 28 games, 3 starts**POSTSEASON TOTALS:** 0 games, 0 starts**TRANSACTIONS:** Originally drafted in the seventh round (250th overall) of the 2009 draft.

PRO: Third-year pro has emerged as a threat in the rushing and passing game alongside Maurice Jones-Drew ... Appeared in 28 games in two seasons with three starts ... Career totals include 123 rushes for 661 yards and five TDs along with 42 receptions for 324 yards ... Posted career-best rushing numbers in 2010 with 459 yards and four TDs including two 100-yard rushing games ... Scored on a 74-yard run on Dec. 12 against Oakland, tied for the fifth-longest TD run in team history ... Selected with first of two seventh-round compensatory picks ... First Liberty player drafted by the Jaguars ... Three-year starter who set Big South records for rushing yards, rushing attempts, TDs and 100-yard games ...

2010: Played in 13 games with three starts and produced career-high rushing and receiving totals ... Rushed for 459 yards and four TDs on 84 carries ... Added 26 receptions for 223 yards ... Part of rushing attack that ranked third in the NFL (149.7 avg.) ... Eclipsed 100 rushing yards in two games ... Began season on **9/12 vs. DEN** with 26 yards on four carries ... Made first career start on **9/19 at SD** and had nine rushes for 38 yards along with four receptions for 50 yards. Blocked a Mike Scifres punt which led to a Jaguars score, the first blocked punt for the Jaguars since 2006 ... Was inactive (shoulder) on **10/10 at BUF, 10/24 at KC** and **10/31 at DAL** ... Carried the ball seven times for 53 yards on **11/28 at NYG** with a five-yard TD run in the first quarter ... Recorded a career-high 10 carries for 44 yards with an 11-yard TD run in the first quarter on **12/5 at TEN**. Marked first time in his career he scored in consecutive games ... Registered his first career 100-yard rushing game on **12/12 vs. OAK** with 109 yards on only five carries (21.8 avg.). Scored a TD for the third consecutive game as he weaved his way through Raiders defense for a 74-yard score in the third quarter, tied for the fifth-longest TD run in team history. Became only the sixth player in the past 50 years to average at least 20.0 yards per rush (min. 5 att.). Maurice Jones-Drew had 101 yards on the ground and marked only the third time in team history two players had 100-plus yards in the

same game ... Led team with a career-high seven receptions for 64 yards on **12/18 at IND** ... Started at RB for injured Maurice Jones-Drew on **12/26 vs. WAS** and finished with 32 rushing yards on 15 carries and four receptions for 29 yards ... Started season-finale on **1/2 at HOU** and compiled 108 yards on a career-high 22 carries with one TD ...

2009: Appeared in 15 games as a rookie and had at least one rush in each game ... Finished with 39 carries for 202 yards and one TD along with 16 receptions for 101 yards ... Returned three kicks for 56 yards (18.7 avg.) with a long of 24 ... Dressed but did not play in season-opener on **9/13 at IND** ... Made NFL debut the following week on **9/20 vs. ARI** and had three kickoff returns for 56 yards and two rushes for one yard ... Recorded eight yard reception on **9/27 at HOU** ... Saw extensive action at RB on **10/4 vs. TEN** and led the team with nine carries for 53 yards ... Had two carries for three yards on **10/11 at SEA** ... Totaled three rushes for eight yards along with a one-yard reception on **11/1 at TEN** ... **11/8 vs. KC:** Scored first career TD on a 28-yard run in the first quarter ... Recorded two carries for five yards on **11/15 at NYJ** and two carries for eight yards on **11/22 vs. BUF** ... Had two receptions for 25 yards including a career-long 13-yard catch on **11/29 at SF** ... Totaled 23 yards on five rushes on **12/17 vs. IND** along with a five-yard reception ... Posted three receptions for 19 yards on **12/27 at NE** ... **1/3 at CLE:** Finished with nine yards on three carries and added three receptions for 31 yards in season-finale.

COLLEGE: Rushed for 4,044 yards and 43 TDs and had 48 receptions for 557 yards during collegiate career ... Began career at Pittsburgh in 2005 before transferring to Liberty following freshman season ... Played in 39 games during career, including 31 at Liberty ... In three seasons at Liberty rushed for Big South Conference-record 3,633 yards on 633 attempts (5.7 avg.) with 42 TDs ... Set Big South record with at least three rushing TDs in four different games ... His



42 career rushing TDs ranked second in league history ... Finished with 4,155 all-purpose yards, becoming only the second player in league history to accomplish the feat ... Set conference record with 22 100-yard rushing games including 10 as a senior ... Was Big South Offensive Player of the Year in 2007 and consensus first-team All-America selection as a senior ... Started 11 games in 2008 and set Big South records with 263 attempts for 1,500 yards with 17 TDs ... Also set conference mark for 100-yard rushing games with 10 and rushing yards per game at 136.7 ... Added 24 receptions for 190 yards and 2 TDs ... Ranked second in league history with 1,690 all-purpose yards (153.6 avg.) ... Led conference as a junior with 1,113 rushing yards on 191 attempts (5.8 avg.) and set a conference record with 15 TDs ... Team captain ... Recorded seven 100-yard rushing games ... Earned league Player of the Week honors four times en route to being named Big South Offensive Player of the Year ... Transferred to Liberty in 2006 and started nine of 11 games as a sophomore ... Led the team and ranked second in the conference with 1,020 rushing yards and 10 TDs on 179 carries ... Earned All-Big South first-team honors ... Enrolled at Pittsburgh in 2004 but deferred his enrollment until January of 2005 ... Played in eight games as a freshman and ranked second on the team with 411 rushing yards on 86 carries with one TD ... Became only fourth true freshman in Pitt history to start a season-opener ... Was coached by the Jaguars coaching staff in the 2009 Senior Bowl ... General studies major.

PERSONAL: Single ... Resides in Forest, Va. ... Spent first two seasons at Jefferson Forest High before transferring to Liberty Christian Academy ... Was two-time All-Virginia Division II and All-Virginia Independent Conference honoree ... Rated one of the top 25 prospects in Virginia by

Rivals100.com ... Added Super Prep All-Mid Atlantic honors ... Saw action at RB and LB ... Combined for 3,287 yards and 56 TDs in his last two seasons, gaining 1,978 rushing yards with 28 TDs as a senior and posting 75 tackles ... Had 19 rushing TDs as a junior ... Also lettered in basketball ... Enjoys writing and playing guitar in his spare time ... Would like to open a boarding school following his career ... Brother, Butch, played at Virginia Military Institute and Liberty while brother, Bryan, was a TE at Virginia Tech and later played in the NFL with San Diego, New England and Tennessee ... Bryan currently serves as an assistant coach with Atlantic Shores Christian (Chesapeake, Va.) ... Supports and attends team sponsored events including Team Teal, Readers Party, NFL Play 60, Hometown Huddle and Draft Day Fan Fest ... Was guest on Jaguars Foundation's Straight Talk program in 2010, which seeks to reduce teen pregnancy and HIV/AIDS in collaboration with local TV affiliates ... Spoke to more than 30 youth pastors in 2010 and 2011 at the stadium about his childhood, life experiences and his road to the NFL ... Participated both financially and in person at the 2009 and 2010 Shop with a Jock event at Walmart where more than 50 children from the Bridge of Northeast Florida and the Mali Vai Washington Kids Foundation were treated to a shopping spree ... Visited Twin Lakes Academy for an NFL Play60 event and spoke to students about importance of eating healthy ... Visited Clara White Mission, Sea Coast Christian, Beaches Chapel School, Nathan B. Forest High School and Landmark Middle School as a rookie ... Volunteered at Maurice Jones-Drew's 2010 football camp ... Served as celebrity guest at 2010 annual Boy Scouts luncheon ... Filmed a promo with Radio City Rockettes ... Twitter handle is @RashadJennings ... Full name: Rashad Jennings.

RASHAD JENNINGS' REGULAR SEASON STATISTICS

RUSHING	GP/GS	NO	YDS	AVG	LG	TD
2009 Jacksonville	15/0	39	202	5.2	28t	1
2010 Jacksonville	13/3	84	459	5.5	74t*	4
NFL totals: 2 years	28/3	123	661	5.4	74t	5

RECEIVING	GP/GS	NO	YDS	AVG	LG	TD
2009 Jacksonville	15/0	16	101	6.3	14	0
2010 Jacksonville	13/3	26	223	8.6	25	0
NFL totals: 2 years	28/3	42	324	7.7	25	0

KICKOFF RETURNS	GP/GS	NO	YDS	AVG	LG	TD
2009 Jacksonville	15/0	3	56	18.7	24	0
2010 Jacksonville	13/3	0	0	0.0	0	0
NFL totals: 2 years	28/3	3	56	18.7	24	0

* Team leader

ADDITIONAL STATISTICS: Blocked punt on 9/19/10 at SD.

**DAVID
JONES****31****6-0 • 197 LBS.****WINGATE****BORN SEPTEMBER 19, 1985****GREENVILLE, SOUTH CAROLINA****ACQ. TRADE 2010 (CINCINNATI)****EXP.: 5TH YEAR****CB****GAMES PLAYED/STARTED:** 2007 (7/0), 2008 (14/7), 2009 (12/0), 2010 (16/5)**NFL TOTALS:** 49 games, 12 starts**JAGUARS TOTALS:** 16 games, 5 starts**POSTSEASON TOTALS:** 1 game, 0 starts**TRANSACTIONS:** Originally drafted by New Orleans in the fifth round (145th overall) of the 2007 draft ... Waived on 9/1/07 ... Claimed off waivers by Cincinnati on 9/2/07 ... Traded to Jacksonville on 9/4/10.**PRO:** Fifth-year CB has played in 49 career games with 12 starts ... Has spent time with New Orleans, Cincinnati and Jacksonville ... Was originally a fifth-round draft pick of the Saints in 2007 ... Traded to the Jaguars on Sept. 4, 2010 from Cincinnati for S Reggie Nelson and played in a career-high 16 games with five starts ... Career totals include 74 tackles, 10 passes defended, one INT, one fumble recovery and 15 special teams tackles ... Was first player in Wingate history to be drafted in the NFL ...**2010:** Joined Jaguars via trade on Sept. 4 and played in all 16 games with five starts ... Finished with 27 tackles (22 solo), two passes defended and one INT ... Added three special teams tackles ... **9/12 vs. DEN:** Made debut at CB for the Jaguars. Inserted into lineup in second half and made two tackles on 23 snaps ... Earned start at CB on **9/19 at SD** and tallied five tackles (three solo). Recorded first career INT when he caught QB Philip Rivers' tipped pass in the end zone to prevent a TD ... Finished with three solo tackles on **9/26 vs. PHI** ... Led secondary with nine tackles (seven solo) on **10/3 vs. IND** and added team-high two passes defended ... **10/10 at BUF:** Started at CB and played five snaps before Derek Cox replaced him ... Accumulated five tackles on **10/18 vs. TEN** ... Saw time at CB and recorded two tackles on **10/31 at DAL** ... Saw time on special teams on **11/14 vs. HOU**, **11/21 vs. CLE**, **11/28 at NYG**, **12/5 at TEN**, **12/12 vs. OAK** and **12/18 at IND** ... Saw action on defense and special teams on **12/26 vs. WAS** ... Recorded team-high three special teams tackles on **1/2 at HOU** ...**2009:** Appeared in 12 games on defense and on special teams ... Missed preseason and first four games of the regular season with a foot injury ... Finished with three tackles and one pass defended along with six special teams tackles ... Saw firstaction of the season on **10/11 at BAL** ... Tied for team-lead with two special teams tackles on **12/16 vs. DET** ... Posted one tackle on defense and one on special teams on **12/13 at MIN** ...**2008:** Played in 14 games with seven starts at LCB ... Totaled 44 tackles, one fumble recovery and ranked tied for fourth with seven passes defended ... Led secondary with 10 tackles in his first NFL start on **9/21 at NYG** ... Tied for team-lead with two special teams tackles on **11/2 vs. JAX** and helped secure win by downing a punt on the Jaguars' four-yard line with 11 seconds left ... Led team with three passes defended on **11/20 at PIT** ... Returned a Chris Cooley fumble 12 yards on **12/14 vs. WAS** ... Finished with two tackles and two passes defended in start on **12/28 vs. KC** ...**2007:** Spent preseason with New Orleans after being selected in the fifth round of the draft ... Was waived on final cuts and claimed by Cincinnati ... Played in seven games for the Bengals and finished with one special teams tackle ... Was inactive for nine games.**COLLEGE:** Two-time All-South Atlantic Conference performer at NCAA Division II Wingate ... Appeared in 40 career games with 28 starts ... Finished career with 15 INTs and returned three for TDs ... Finished with 110 tackles and averaged 19.9 yards on 34 kickoff returns ... Saw limited action on offense and finished with two receptions, both for TDs, for 125 yards ... Majored in marketing.**PERSONAL:** Single ... Resides in Greenville, S.C. ... Attended Greenville High School where he played DB and WR ... Finished with 10 career INTs ... Full name: David Jones.**DAVID JONES' REGULAR SEASON STATISTICS**

TACKLES	GP/GS	TKL	SOLO	ASST	ST	SACKS	FF	FR	PD
2007 Cincinnati	7/0	0	0	0	0	0.0	0	0	0
2008 Cincinnati	14/7	44	34	10	0	0.0	0	1	7
2009 Cincinnati	12/0	3	3	0	6	0.0	0	0	1
2010 Jacksonville	16/5	27	22	5	3	0.0	0	0	2
NFL totals: 4 years	49/12	74	59	15	9	0.0	0	1	10

INTERCEPTIONS	GP/GS	NO	YDS	AVG	LG	TD
2010 Jacksonville	16/5	1	0	0.0	0	0

**GREG JONES****33**

6-1 • 254 LBS.
 FLORIDA STATE
 BORN MAY 9, 1981
 BEAUFORT, SOUTH CAROLINA
 ACQ. 2ND ROUND OF 2004 DRAFT
 EXP.: 8TH YEAR

FB/RB

GAMES PLAYED/STARTED: 2004 (16/3), 2005 (14/13, 1/1), 2006 (IR), 2007 (16/11, 2/2), 2008 (12/7), 2009 (13/7), 2010 (16/13)

NFL TOTALS: 87 games, 54 starts

POSTSEASON TOTALS: 3 games, 3 starts

TRANSACTIONS: Originally drafted in the second round (55th overall) of the 2004 draft.

PRO: Eighth-year pro is regarded as one of the NFL's top fullbacks ... Plays major role in the Jaguars running game and served as lead blocker for two RBs (Fred Taylor, Maurice Jones-Drew) that have made three Pro Bowl appearances ... Has played in 87 games with 54 starts ... Career totals include 263 carries for 896 yards and nine TDs and 53 receptions for 354 yards and three TDs ... Added eight kickoff returns for 109 yards and 22 special teams tackles ... Missed final three games in 2009 and final four games in 2008 with ankle injury ... Re-signed with the Jaguars in 2008 offseason ... Missed the entire 2006 season with a torn ACL in his left knee ... Named first alternate to the Pro Bowl and was voted team's Ed Block Courage Award winner in 2007 ... Filled in for injured Fred Taylor in 2005 and rushed for a career-high 575 yards and four TDs ... Posted two 100-yard rushing games in 2005 ... Third-highest drafted running back by Jacksonville (55th overall) behind Fred Taylor and James Stewart, both first round picks ... Selected with choice obtained from Green Bay in exchange for third and fourth round picks ...

2010: Played in all 16 games for the second time in his career and tied his career-high with 13 starts at FB ... Had two carries for four yards and 11 receptions for 47 yards ... Served as the lead blocker for RB Maurice Jones-Drew (Pro Bowl starter) and a rushing attack that ranked third in the NFL (149.7 avg.) ... Club set a franchise-record with three straight 200-yard rushing games ... Named to Dallas Morning News All-Pro Team ... **9/12 vs. DEN:** Started at FB in season-opener ... **9/19 at SD:** Had a five-yard reception ... **10/3 vs. IND:** Helped Jaguars rush for 174 yards including 105 by Jones-Drew ... **10/10 at BUF:** Opened lanes in rushing attack that compiled 216 yards ... **11/14 vs. HOU:** Had two receptions for 12 yards and two rushes for four yards ... **11/28 at NYG:** Paved the way for 207 rushing yards and added a two-yard reception ... **12/5 at TEN:** Part of blocking unit that helped club rush for 258 yards on a franchise-record 53 carries. The 258 yards were the second-most in team history ... **12/12 vs. OAK:** Blocked for two 100-yard rushers, Rashad Jennings (109), Jones-Drew (101), and helped Jones-Drew to

his sixth consecutive 100-yard rushing game ... **12/26 vs. WAS:** Started at FB and had one reception ...

2009: Appeared in 13 games with seven starts as lead blocker for Maurice Jones-Drew ... Finished with four rushes for 23 yards and five receptions for 14 yards ... Added three special teams tackles ... Missed final three games with ankle injury ... Started at FB in season-opener on **9/13 at IND** ... Compiled 20 yards on three carries on **10/4 vs. TEN** ... Paved the way for 133 rushing yards by Jones-Drew on **10/18 vs. STL** ... **11/1 at TEN:** Blocked for Jones-Drew as he rushed for career-high 177 yards on only eight carries (22.1 avg.) ... **12/13 vs. MIA:** Started at FB and also saw action on special teams, finishing with two tackles. Injured his ankle in the fourth quarter and did not return ... Was placed on injured reserve on Dec. 17 ...

2008: Played in 12 games with seven starts ... Injured ankle on **12/1 at HOU** and was placed on injured reserve on Dec. 10 ... Had two rushes for 13 yards and career-high 13 receptions for 116 yards and one TD ... **9/7 at TEN:** Started at FB and made three receptions for 13 yards and one TD. Scored on a one-yard pass from David Garrard in the second quarter ... **9/21 at IND:** Paved the way for the Jaguars' 236 rushing yards as Fred Taylor and Maurice Jones-Drew both rushed for 100-plus yards ... **9/28 vs. HOU:** Recorded a season-long 22-yard reception, the second-longest reception of his career, to set up the game-winning field goal in overtime ... **10/12 at DEN:** Had three receptions for 21 yards and a 13-yard rush ... **12/7 at CHI:** Inactive with an ankle injury and placed on injured reserve three days later. Missed game for the first time since 2006 due to injury ...

2007: Played in all 16 games with 11 starts ... Finished with 42 carries for 119 yards and two TDs and 11 receptions for 99 yards and two TDs ... Named first alternate to the Pro Bowl ... Played major role for running game that ranked second in the NFL as it averaged 149.4 yards per game ... **9/23 at DEN:** Scored first TD of the season on a four-yard run ...



10/14 vs. HOU: Hauled in career-long 27-yard reception and gained four yards on two rushes ... **11/11 at TEN:** Scored a career-high two TDs on a three-yard run and two-yard pass from Quinn Gray. Added one special teams tackle ... **12/23 vs. OAK:** Caught second TD pass of the season on a two-yard pass from David Garrard ... **12/30 at HOU:** Led team in rushing with 14 carries for 71 yards (5.1 avg.) with long of 11, all season-highs. Set career-high with three receptions for 27 yards ... **1/5 at PIT:** Started at FB in AFC Wild Card game ... **1/12 at NE:** Started at FB in AFC Divisional Playoff game and recorded one reception for 12 yards ...

2006: Missed the entire season after suffering ACL injury in left knee in the third preseason game against Tampa Bay on Aug. 26 ...

2005: Split time between RB and FB for the second consecutive season ... Played in 14 games, making career-high 13 starts (10 at FB, 3 at RB) ... Set career-highs in rushing and receiving ... Had 151 carries for 575 yards and four TDs to rank second on the team behind Fred Taylor ... Tied for team lead with four rushing TDs ... Hauled in 10 receptions for 65 yards ... Added five special teams tackles ... **10/16 at PIT:** Made first start of the season for injured Fred Taylor and helped Jaguars to overtime win with 18 carries for 77 yards and a seven-yard TD run ... **11/6 vs. HOU:** Recorded 27 rushing yards and one TD ... **11/13 vs. BAL:** Recorded 25 carries for career-high 106 yards and one TD ... **11/27 at ARZ:** Totaled 78 rushing yards and scored on a 25-yard run ... **12/4 at CLE:** Tallied career-high 27 carries for 103 yards ... **12/18 vs. SF:** Left game with a neck injury and was inactive for final two regular season games ... **1/7 at NE:** Started at FB in AFC Wild Card game and had two carries for 15 yards ...

2004: Split time between RB and FB ... Started three of 16 games and had 62 rushes for 162 yards and three TDs ... **9/26 at TEN:** Had two rushes for seven yards including a key fourth-and-one conversion on

the fourth quarter game-winning drive ... **10/10 at SD:** Made first NFL start ... **11/14 vs. DET:** Posted eight carries for 12 yards including first career rushing TD ... **12/26 vs. HOU:** Made second start of the season, first at RB for injured Fred Taylor, and rushed nine times for 38 yards ... **1/2 at OAK:** Started in season finale and rushed 16 times for 30 yards and one TD.

COLLEGE: Started 21 of 42 games and finished with 480 rushes for 2,535 yards and 23 TDs along with 24 receptions for 153 yards ... Served as team captain as a senior and led team with 618 rushing yards and seven TDs on 144 carries ... Had nine receptions for 52 yards ... Graduated with a degree in sports management.

PERSONAL: Married (Dana) with sons, Greg Jr. and Caden ... Resides in Beaufort, S.C. ... Attended Battery Creek High (Beaufort, S.C.) ... Rushed for over 1,600 yards and 10 TDs as a senior and registered seven sacks ... Named All-State as a senior ... Competed in sprints on the track team ... Attended Christmas party in 2005 sponsored by Jacksonville Sheriff's Office for children of family members who have tragically died ... Actively supports the charitable efforts of his teammates ... Attends and supports team sponsored events including the Jacksonville Jaguars Foundation Playbooks reading initiative ... Provided Thanksgiving meal to residents at Hubbard House in 2010 ... Distributed toys to more than 100 children in December 2009 in Beaufort, South Carolina and partnered with Feed the Children to distribute more than 400 meals ... Supports local military and attends Christmas parties for terminally-ill children ... Participated in 2008 Jacksonville Association of Firefighters charity softball game at Jacksonville University ... Served as guest coach at Maurice Jones-Drew football camp ... Attended the grand opening of the Jaguars Den at Wolfson Children's Hospital ... Visited Pine Forest Elementary in 2008 to encourage children to stay active ... Full name: Greg Jones.

GREG JONES' REGULAR SEASON STATISTICS

RUSHING		GP/GS	NO	YDS	AVG	LG	TD
2004	Jacksonville	16/3	62	162	2.6	12	3
2005	Jacksonville	14/13	151	575	3.8	27	4
2006	Jacksonville	Injured reserve (knee)					
2007	Jacksonville	16/11	42	119	2.8	11	2
2008	Jacksonville	12/7	2	13	6.5	13	0
2009	Jacksonville	13/7	4	23	5.8	11	0
2010	Jacksonville	16/13	2	4	2.0	3	0
NFL totals: 7 years		87/54	263	896	3.4	27	9
RECEIVING		GP/GS	NO	YDS	AVG	LG	TD
2004	Jacksonville	16/3	3	13	4.3	9	0
2005	Jacksonville	14/13	10	65	6.5	10	0
2006	Jacksonville	Injured reserve (knee)					
2007	Jacksonville	16/11	11	99	9.0	27	2
2008	Jacksonville	12/7	13	116	8.9	22	1
2009	Jacksonville	13/7	5	14	2.8	9	0
2010	Jacksonville	16/13	11	47	4.3	12	0
NFL totals: 7 years		87/54	53	354	6.7	27	3

ADDITIONAL STATISTICS: Five kickoff returns for 90 yds in 2004; One kickoff for zero yds in 2005; Two kickoff returns for 19 yds in 2008; Special teams tackles: Seven in 2004, five in 2005, five in 2007, one in 2008, three in 2009 and one in 2010.



GREG JONES' POSTSEASON STATISTICS

RUSHING	GP/GS	NO	YDS	AVG	LG	TD
2005 Jacksonville	1/1	2	15	7.5	11	0
2007 Jacksonville	2/2	0	0	0.0	0	0
NFL totals: 7 years	3/3	2	15	7.5	11	0

RECEIVING	GP/GS	NO	YDS	AVG	LG	TD
2005 Jacksonville	1/1	0	0	0.0	0	0
2007 Jacksonville	2/2	1	12	12.0	12	0
NFL totals: 7 years	3/3	1	12	12.0	12	0

GREG JONES' 100-YARD RUSHING GAMES

DATE	OPPONENT	NO	YDS	AVG	LG	TD
10/16/05	at Pittsburgh	25	106	4.2	20	1
12/4/05	at Cleveland	27	103	3.8	22	0

GREG JONES' REGULAR SEASON SINGLE GAME HIGHS

RUSHES: 27 (12/4/05 at Cleveland)
YARDS RUSHING: 106 (11/13/05 vs. Baltimore)
LONGEST RUSH: 27 (9/18/05 at Indianapolis)
RUSHING TOUCHDOWNS: 1 (9 times, last 11/11/07 at Tennessee)
LONGEST RUSH: 27 (9/18/05 at Indianapolis)
RECEPTIONS: 3 (3 times, last 10/12/08 at Denver)
RECEIVING YARDS: 28 (9/28/08 vs. Houston)
LONGEST RECEPTION: 27 (10/14/07 vs. Houston)
TOTAL TOUCHDOWNS: 2 (1 rush, 1 rec., 11/11/07 at Tennessee)

UNDER THE LIGHTS ON PRIME TIME

The Jaguars have played in 28 nationally televised prime time games in their 16 seasons with a record of 13-15 including a 4-7 mark under head coach Jack Del Rio. Here's a list of the franchise's regular season prime time games:

DATE	OPPONENT	NETWORK	NIGHT	RESULT
9/24/95	vs. Green Bay	TNT	Sunday	L, 14-24
12/15/96	vs. Seattle	ESPN	Sunday	W, 20-13
9/22/97	vs. Pittsburgh	ABC	Monday	W, 30-21
10/12/98	vs. Miami	ABC	Monday	W, 28-21
12/20/98	at Minnesota	ESPN	Sunday	L, 10-50
12/28/98	vs. Pittsburgh	ABC	Monday	W, 21-3
10/11/99	at New York Jets	ABC	Monday	W, 16-6
11/21/99	vs. New Orleans	ESPN	Sunday	W, 41-23
12/2/99	vs. Pittsburgh	ESPN	Thursday	W, 20-6
12/13/99	vs. Denver	ABC	Monday	W, 27-24
9/25/00	at Indianapolis	ABC	Monday	L, 14-43
10/8/00	vs. Baltimore	ESPN	Sunday	L, 10-15
10/16/00	at Tennessee	ABC	Monday	L, 13-27
11/19/00	at Pittsburgh	ESPN	Sunday	W, 34-24
10/18/01	vs. Buffalo	ESPN	Thursday	L, 10-13
12/3/01	vs. Green Bay	ABC	Monday	L, 21-28
11/3/02	at New York Giants	ESPN	Sunday	L, 17-24
11/30/03	vs. Tampa Bay	ESPN	Sunday	W, 17-10
12/5/04	vs. Pittsburgh	ESPN	Sunday	L, 16-17
10/9/05	vs. Cincinnati	ESPN	Sunday	W, 23-20
9/18/06	vs. Pittsburgh	ESPN	Monday	W, 9-0
11/20/06	vs. N.Y. Giants	ESPN	Monday	W, 26-10
10/22/07	vs. Indianapolis	ESPN	Monday	L, 7-29
10/5/08	vs. Pittsburgh	NBC	Sunday	L, 21-26
12/1/08	at Houston	ESPN	Monday	L, 17-30
12/18/08	vs. Indianapolis	NFL Network	Thursday	L, 24-31
12/17/09	vs. Indianapolis	NFL Network	Thursday	L, 31-35
10/18/10	vs. Tennessee	ESPN	Monday	L, 3-30

**MAURICE
JONES-DREW****32****5-7 • 208 LBS.****UCLA****BORN MARCH 23, 1985****ANTIOCH, CALIFORNIA****ACQ. 2ND ROUND OF 2006 DRAFT****EXP.: 6TH YEAR****RB****GAMES PLAYED/STARTED:** 2006 (16/1), 2007 (15/0, 2/0), 2008 (16/3), 2009 (16/16), 2010 (14/14)**NFL TOTALS:** 77 games, 34 starts**POSTSEASON TOTALS:** 2 games, 0 starts**TRANSACTIONS:** Originally drafted in the second round (60th overall) of the 2006 draft.

PRO: Two-time Pro Bowl selection (2009, 2010) who is regarded as one of the NFL's top RBs ... Career totals include 1,141 rushes for 5,248 yards and 54 TDs, 235 receptions for 2,099 yards and seven TDs, 79 kickoff returns for 2,054 yards and two TDs and 13 punt returns for 9.9 avg. ... Fifth player in franchise history to be voted to Pro Bowl in back-to-back seasons ... Ranks second in team history in rushing yards, third in all-purpose yards (9,530) and yards from scrimmage (7,347) ... Recorded 19 career 100-yard rushing games and nine games with 200-plus all-purpose yards ... Set a career-high in 2010 with seven 100-yard rushing games including a streak of six straight, the longest streak in the NFL ... Joined Fred Taylor as the only players in team history with 1,200-plus rushing yards and 1,500-plus yards from scrimmage in back-to-back seasons ... Ranked fourth in the NFL from 2006-10 in yards from scrimmage ... Took over as lead RB in 2009 and ranks second in NFL in rushing yards (2,715) and third in overall TDs (23) the last two seasons ... Registered 1,765 yards from scrimmage in 2009, the fourth-most in the NFL, and followed with 1,641 in 2010, the seventh-highest ... Produced 1,391 rushing yards in 2009, the third-most in team history and the AFC, and became first player in franchise history to finish in top three in the AFC in rushing yards ... Averaged 95.4 yards from scrimmage and 123.8 all-purpose yards per game in first five seasons ... Ranks third in franchise history with 63 TDs (54 rushing, 7 receiving, 2 kickoff returns) in only 77 games and ranks second with 54 rushing TDs including a franchise-record 15 in 2009 ... Ranks second in the NFL from 2006-10 in overall TDs and rushing TDs ... Became third player and the fastest in franchise history to score 50 career TDs as he accomplished the feat in 54th game ... Of the NFL's top 20 RBs for TDs scored, only four players reached 50 TDs quicker than Jones-Drew (Jim Brown, 45 games; Marcus Allen, 48; Eric Dickerson, 51; Barry Sanders, 53) ... Reached 60 career TDs in 72 games, the fastest in franchise history ... Owns three of the top five marks for

single-season TDs in team history ... Had 10-plus TDs in each of his first four seasons and is first player to have at least nine rushing TDs in four straight seasons ... Recorded multiple TDs in 14 career games and the Jaguars own a 10-4 record in those games ... Holds team records for career kickoff returns, kickoff return yards, kickoff return average and TDs ... Only player in team history to record two career kickoff returns for TDs including the longest return in team history (100t, 11/4/07 at NO) ... Owns highest single-season average per rush (5.7, 2006) by a Jaguars RB ... Ranked fifth in the NFL in 2009 with 312 rushes and was eighth in 2010 with 299 rushes ... Joined Fred Taylor (345, 2003) as the only players in team history with 300-plus rushes in a season ... Recorded 20-plus carries in 22 of 77 games including a career-high nine games in 2010 ... Ranks fifth in the NFL since 2006 with 1,376 touches (1,141 carries, 235 receptions) ... Has the most receptions by a Jaguar since 2006 and enters the 2011 season with a streak of 65 consecutive games with a reception, the third-longest streak in team history ... Is only third player in franchise history with 50-plus receptions in multiple seasons, joining Jimmy Smith and Keenan McCardell ... One of only five players in franchise history with 200-plus receptions ... Ranked fifth in the NFL from 2006-10 among RBs in receiving yards and sixth in receptions ... Led all NFL RBs in receiving yards (565) in 2008 and ranked second in receptions (62) ... The 62 receptions were the most by a Jaguars RB in team history ... Owns three of the franchise's top five marks for single-game all-purpose yards including a team-record 303 against Indianapolis on 12/10/06 ... Tied with Fred Taylor for most consecutive games scoring a TD with eight, and holds club record with eight consecutive games with a rushing TD ... Has two career streaks of five or more straight games with a score ... Has 131 career rushes of 10-plus yards, 34 of 20-plus yards and six of 50-plus yards ... Has registered 17 rushing TDs of 10-plus yards, 11 of 20-plus yards and six of 50-plus yards ... Has two of the



three longest runs in team history including a record-tying 80-yard rush on 11/1/09 at Tennessee ... Had TD runs of 80 and 79 yards on 11/1/09 at Tennessee and became only the third player in NFL history with two rushing TDs of 75-plus yards in the same game ... Has recorded 11 of his 19 career 100-yard games in AFC South play and has 28 TDs (24 rushing, 3 receiving, 1 return) in 28 career division games ... Since 2009, he has averaged 98.8 rushing yards in 11 division games with 11 rushing TDs and six 100-yard rushing games ... Ranks second in the NFL with 28 TDs in division games from 2006-10, fourth in rushing yards (2,251) and fifth in yards from scrimmage per game (108.7) ... Only player in NFL with 2,000-plus combined yards in 2006 and 2007 ... Along with Fred Taylor, formed the NFL's second-best rushing duo in 2006 and 2007 ... Helped Jaguars set a single-season franchise record for rushing yards in 2006 with 2,541 (158.8 yards per game) and the club posted the second-highest total in 2010 with 2,395 (150.0) ... Was one of six RBs selected in the first two rounds of the 2006 NFL Draft and ranked first among the group in first five seasons in total TDs (63), rushing yards (5,248) and total yards (9,530) ... Broke 10 team records as a rookie RB and kickoff returner ... Finished with 2,250 all-purpose yards, the third-most by a rookie in NFL history, and set a team record for all-purpose yards in a season and in a game (303, vs. Indianapolis, Dec. 10) ... Set team rookie-record with 46 receptions for 436 yards and two TDs ... Led all NFL rookies and ranked tied for third in the NFL with 16 TDs (13 rushing, 2 receiving, 1

kickoff return), including a rushing touchdown in an NFL-record (by a rookie) eight consecutive games ... Led all NFL RBs in 2006 with a 5.7 average per carry, the highest in team history ... Fourth-highest drafted RB by Jacksonville (60th overall), behind Fred Taylor and James Stewart, both first round picks, and Greg Jones (2004, 55th overall) ... Became only fifth player in UCLA history to lead the team in rushing in all three seasons and left with the school record 4,688 all-purpose yards ...

2010: Voted as starter for Pro Bowl ... Led team with 1,324 yards on 299 carries with five TDs, the third consecutive season he led team in rushing ... Ranked fourth on team with 34 receptions for 317 yards and two TDs ... Started all 14 games played and missed the final two games with a knee injury, his first career games missed due to injury, and snapped a streak of 33 consecutive starts ... Registered a career-high seven 100-yard rushing games including a streak of six straight, the longest streak of his career and the second-longest in franchise history ... The seven 100-yard rushing games tied for third-most in NFL while the six straight games was the longest streak in the NFL in 2010 ... Ranked fourth in the AFC, fifth in the NFL, in rushing yards ... Ranked sixth in the AFC, seventh in the NFL, in yards from scrimmage (1,641) ... Produced his top two career games for yards from scrimmage including a career-high 220 on 11/21 vs. CLE ... Tied for fifth in NFL with 34 rushes of 10-plus yards ... Became 10th player in team history to be voted to Pro Bowl as a starter and first since 2006 ...

YARDS, YARDS AND MORE YARDS

Maurice Jones-Drew ranks second in team history in rushing yards, fourth in yards from scrimmage and third in all-purpose yards.

JAGUARS CAREER RUSHING LEADERS

RK	PLAYER, YEARS	YARDS	ATT
1.	Fred Taylor, 1998-2008	11,271	2,428
3.	Maurice Jones-Drew, 2006-10	5,248	1,141
2.	James Stewart, 1995-99	2,951	765

JAGUARS CAREER YARDS FROM SCRIMMAGE LEADERS

RK	PLAYER, YEARS	YARDS	GAMES
1.	Fred Taylor, 1998-2008	13,632	140
2.	Jimmy Smith, 1995-2005	12,286	171
3.	Maurice Jones-Drew, 2006-10	7,347	77
4.	Keenan McCardell, 1996-2001	6,393	95

JAGUARS CAREER ALL-PURPOSE LEADERS

RK	PLAYER, YEARS	YARDS	GAMES
1.	Fred Taylor, 1998-2008	13,632	140
2.	Jimmy Smith, 1995-2005	12,875	171
3.	Maurice Jones-Drew, 2006-10	9,530	77
4.	Keenan McCardell, 1996-2001	6,393	95



Named NFL Alumni Running Back of the Year and to The Sporting News All-Pro Team ... Ranked fourth in the NFL with 86 first downs made including 75 via the rush ... According to STATS PASS, he ranked second in NFL with 716 of his 1,324 rushing yards after contact ... Had nine games with 20-plus carries and topped 100 rushing yards in seven of the games ... Produced most rushing yards in team history through first 13 games with 1,278 ... Topped 100-yard mark in three of five division games ... Ranked eighth in the NFL with 333 offensive touches (299 rushes, 34 receptions) including 20-plus touches in 12 of 14 games ... Finished second among AFC RBs in Pro Bowl fan voting ... **9/12 vs. DEN:** Opened season with 98 rushing yards on 23 carries. Surpassed 4,000 yards rushing and 8,000 career all-purpose yards ... **9/19 at SD:** Rushed 12 times for 31 yards and had a 17-yard reception ... **9/26 vs. PHI:** Had 88 yards on 22 rushes including three runs of 10-plus yards ... **10/3 vs. IND:** Carried the ball 26 times for 105 yards and scored his 50th career rushing TD in his 67th game, tied for the 13th-fastest in NFL history to 50 rushing TDs. Scored on an eight-yard reception in the fourth quarter ... **10/10 at BUF:** Was 19-84 rushing with a six-yard TD run nullified by a holding penalty in the third quarter ... **10/18 vs. TEN:** Totaled 57 yards on 17 rushes and two receptions for eight yards ... **10/24 at KC:** Led team with a season-high five receptions for 74 yards including an 18-yard TD catch in the second quarter and a 29-yard reception. Added 47 yards on 16 carries ... **10/31 at DAL:** Produced 135 yards on 27 carries with two rushes of 20-plus yards. Added two receptions for 13 yards. With 148 yards from scrimmage, he moved into third place in team history for career yards from scrimmage ... **11/14 vs. HOU:** Was 24-100 rushing with two TDs. Scored his 60th career TD in his 72nd career game, the fastest in franchise history ... **11/21 vs. CLE:** Finished with a career-high 220 yards from scrimmage (133 rushing, 87 receiving) and recorded his career-best third consecutive 100-yard rushing game. Had 220 of the club's 371 net yards. Scored the game-winning TD on a one-yard run with 1:20 remaining. The score was set up with a 75-yard reception on a screen pass, the longest reception of his career and fifth-longest in team history. Threw his first career INT on first pass in the second quarter. Added a 14-yard TD reception late in the fourth quarter. Named FedEx

Ground NFL Player of the Week for his performance. ... **11/28 at NYG:** Topped the 100-yard rushing mark for the fourth consecutive game with 113 yards on 21 carries ... **12/5 at TEN:** Registered a career-high 186 rushing yards on a season-high 31 carries (6.0 avg.) along with a season-long 37-yard rush. The 186 yards were third-most in team history, most by a Jaguar since 2003, and second-most in the NFL in 2010. Surpassed 5,000 career rushing yards and 7,000 career yards from scrimmage. Voted as FedEx Ground NFL Player of the Week ... **12/12 vs. OAK:** Surpassed 100-plus yards for the sixth consecutive game with 101 yards on 23 carries. The six straight games marked the second-longest streak in team history. Scored on a 30-yard run in the fourth quarter. Combined with Rashad Jennings (109) to mark only third time in franchise history two players have had 100-plus rushing yards in the same game. Offense rushed for 200-plus yards in a franchise-record third straight game ... **12/18 at IND:** Snapped his consecutive streak of 100-yard rushing games at six, finishing with 46 yards on the ground ... Was inactive (knee) on **12/26 vs. WAS** and **1/2 at HOU** ... Marked first missed games for injury in his career ...

2009: Started a career-high 16 games in his first season as the lead RB and produced career-high numbers ... Was named to the Pro Bowl for the first time and was selected by his teammates as the Walter Payton Man of the Year for his work in the community ... Led the team in rushing for the second consecutive season with 1,391 yards on 312 carries with 15 TDs, the third-most rushing yards in franchise history ... Ranked second on the team with 53 receptions for 374 yards and one TD ... Added two punt returns for 19 yards (9.5) and four kickoff returns for 102 yards (25.5) ... Led team in rushing yards, yards from scrimmage (1,765) and TDs (16) ... Ranked third in the AFC, fourth in the NFL, in rushing yards and yards from scrimmage ... His 1,765 yards from scrimmage were the second-most in franchise history ... Became first player in franchise history to finish in the top three in the AFC in rushing yards ... Set franchise single-season record for rushing TDs (15), the most in the AFC and second-highest in NFL ... Finished with 16 total TDs which ranked tied for first in AFC and second in the NFL ... Was one of only 12 players to have three TDs in a game and joined Randy Moss

JAGUARS LONGEST TOUCHDOWN RUNS

RK	PLAYER, OPPONENT	RUN
1.	Maurice Jones-Drew, 11/1/09 at TEN	80
	Fred Taylor, 12/9/07 vs. CAR	80
3.	Maurice Jones-Drew, 11/1/09 at TEN	79
4.	Fred Taylor, 10/12/98 vs. MIA	77
5.	Maurice Jones-Drew, 12/24/06 vs. NE	74
	Rashad Jennings, 12/12/10 vs. OAK	74



(NE), Ricky Williams (MIA) and Chris Johnson (TEN) as the only players to do it twice ... Had at least one TD in 10 games and was one TD away from tying franchise single-season record ... Joined Fred Taylor (7 seasons) as the only RBs in franchise history with a 1,000-yard rushing season ... Finished with five 100-yard rushing games, tied for the fifth-most in the NFL ... Tied for NFL-lead with three TD runs of 60-plus yards and had two of six longest runs in NFL ... Ranked tied for second in NFL with five TDs of 10-plus yards and three of 50-plus yards ... Ranked third in NFL with 365 offensive touches, the second-most in team history for a season (Taylor, 393, 2003) ... Was one of only five NFL players to have 30-plus touches in three different games ... Ranked fifth in the NFL with 312 rushes and joined Taylor (345, 2003) as the only players in franchise history with 300-plus carries in a season ... Recorded 20-plus carries in a career-high eight games including a streak of three consecutive games with 20-plus carries for the first time in his career ... Was second in the AFC, third in the NFL, with 84 first downs made ... Picked up 68 rushing first downs, the third-most in team history ... **9/13 at IND:** Registered team-high 123 yards from scrimmage, finishing with 91 yards on 21 carries and added five receptions for 26 yards ... **9/27 at HOU:** Rushed for 119 yards on 23 carries with three TDs including a 61-yard run in the second quarter. Was named FedEx Ground Player of the Week and AFC Offensive Player of the Week ... **10/4 vs. TEN:** Became ninth player in franchise history and only second RB with 1,500 career receiving yards ... **10/18 vs. STL:** Established a career-high with 33 carries for 133 yards and finished with three TDs, the second time in a four-game span he had three TDs. The 38 touches were a career-high and tied for the third-most in the NFL in 2009. Surpassed James Stewart for second in franchise history in career rushing yards. Set a season-high with 178 yards from scrimmage ... **11/1 at TEN:** Amassed 177 yards on only eight carries with TD runs of 80 and 79 yards, two of the three longest runs in franchise history. His 22.1 average per rush set a franchise-record and was the best in the NFL the last 50 seasons (min. 8 carries) while the 80-yard run tied a franchise record (Taylor, 12/9/07 vs. Car.). The 177 yards were the fifth-most in team history and the most since 2003. He didn't get his first carry until midway through the second quarter and took it 80 yards for a score and opened the second half with a

79-yard TD run. Became only third player in NFL history with two rushing TDs of 75-plus yards in the same game, joining Barry Sanders (10/12/97) and Frank Gore (9/20/09). Reached 50 career TDs in his 54th game, the fastest in franchise history to accomplish the feat ... **11/8 vs. KC:** Had 97 yards on 29 carries with one TD along with three receptions for 37 yards. Increased season total to 737 rushing yards, the most in franchise history after the first eight games ... **11/15 at NYJ:** Recorded fourth 100-yard rushing game of the season, finishing with 123 yards and one TD on 24 carries. Trailing 22-21, the Jaguars moved the ball to the Jets 14-yard line and Jones-Drew kneeled at the one-yard line to set up a Josh Scobee field goal as time expired ... **11/22 vs. BUF:** Recorded a TD in fifth straight game ... **11/29 at SF:** Returned to Bay Area for first time as a pro and totaled 75 yards on 15 carries and led team with five receptions for 35 yards. Joined Taylor as the only players in franchise history to eclipse 1,000-yard rushing mark ... **12/6 vs. HOU:** Carried the ball 24 times for 76 yards including three straight rushes for 28 yards to pick up two first downs to seal the victory in the fourth quarter ... **12/13 vs. MIA:** Scored his 14th TD of the season and tied Fred Taylor for single-season franchise mark ... **12/17 vs. IND:** Set the franchise single-season record for TDs with his 15th on a three-yard run in the second quarter. Registered 110 yards on 27 carries and five receptions for 30 yards ... **12/27 at NE:** Recorded 141 all-purpose yards (63 rushing, 35 receiving, 43 kickoff returns) ...

2008: Played in all 16 games with three starts ... Led team in rushing with 197 carries for 824 yards and 12 TDs and ranked second with a career-high 62 receptions for 565 yards and two TDs ... Added 13 kickoff returns for 281 yards (21.6) and seven punt returns for 69 yards (9.9) ... Led team in total TDs (14), yards from scrimmage (1,389) and all-purpose yards (1,739) ... Led all NFL RBs in receiving yards and ranked second in receptions ... Had most receptions by a Jaguars RB in team history ... Ranked tied for third in the AFC, tied for sixth in the NFL, with 74 first downs made (47 rush, 27 rec.) ... Selected to USA Today All-Joe Team, which goes to players and coaches who have overachieved and are often overlooked ... Finished with nine receptions for 113 yards on Dec. 23 vs. Minn. and became the first RB in team history to record a 100-yard receiving game ... **9/14 vs. BUF:** Scored on a two-yard

NFL TOUCHDOWN LEADERS (2006-10)

PK	PLAYER, TEAM	TDS
1.	LaDainian Tomlinson, San Diego / New York Jets	79
2.	Maurice Jones-Drew, Jacksonville	63
3.	Randy Moss, New England / Minnesota / Tennessee	55
4.	Adrian Peterson, Minnesota	54
5.	Terrell Owens, Dallas / Buffalo / Cincinnati	53



run in the third quarter ... **9/21 at IND:** Led a rushing attack along with Fred Taylor that produced 236 yards on 48 carries and saw both players rush for over 100 yards. Finished with 19 carries for 107 yards (5.6) and one TD and four receptions for 59 yards with a long of 26. Scored on a six-yard run and finished with 191 all-purpose yards ... **10/5 vs. PIT:** Tied for team-lead with six receptions for 23 yards and rushed five times for seven yards with a one-yard TD run. Surpassed 100 career receptions and 1,000 career receiving yards, the only player in team history to have over 1,000 yards in three categories (rushing, receiving and returns) ... **10/12 at DEN:** Earned FedEx Ground Player of the Week honors after rushing for 125 yards on 22 carries and two TDs. Scored on a 46-yard scamper, the longest of the season for the Jaguars ... **11/2 at CIN:** Scored on one-yard TD run in the fourth quarter ... **11/9 at DET:** Led team with a career-high three rushing TDs on 11 carries for 70 yards. Became fifth player in team history with three rushing TDs in one game and tied franchise-record for TDs in a first half (3, James Stewart, 10/12/97 vs. PHI) ... **11/16 vs. TEN:** Led team with 17 carries for 66 yards and two rushing TDs along with three receptions for 27 yards ... **11/23 vs. MIN:** Became first running back in team history to record a 100-yard receiving game, finishing with career-high nine receptions for 113 yards. Added four rushing yards on three carries, four kickoff returns for 107 yards (26.8) and one punt return for nine yards for 233 all-purpose yards. Was one of only four NFL RBs with nine or more receptions in a game and one of seven RBs with 100-plus receiving yards in a game ... **12/14 vs. GB:** Made first start of season and produced two TDs. Had 12 rushes for 48 yards and four receptions for 22 yards. Scored the game-winning TD on a two-yard run with 1:56 remaining in the fourth quarter ...

2007: Played in 15 games and both postseason games ... Tied for team-lead with 10 total TDs (9 rush., 1 ret.) and ranked seventh in the NFL with team-high 2,104 all-purpose yards ... Ranked second on team in rushing with 768 yards on a career-high 167 carries for nine TDs and third in receptions with 40 for 407 yards (10.2 avg.) ... Led team with a career-high 31 kickoff returns for 811 yards (26.2) with one TD, a 100-yard return at New Orleans ... Tied for fourth in NFL with two rushes of 50-plus yards ... Had three scoring plays of 50-plus yards ... Led Jaguars in the

postseason with seven receptions for 92 yards, 140 yards from scrimmage and 297 all-purpose yards ... **9/16 vs. ATL:** Became sixth player in team history to surpass 1,000 career rushing yards ... **9/23 at DEN:** Registered 144 all-purpose yards, rushing 15 times for 37 yards, two passes for 18 yards and three KORs for 89 yards (29.7 avg.) with a long of 42 yards ... **10/7 at KC:** Led team with 82 rushing yards and scored first TD of season on a 52-yard run ... **10/14 vs. HOU:** Recorded 260 all-purpose yards, the second-most of his career and third-most in team history. Rushed 12 times for 125 yards and scored on seven-yard and 57-yard runs in the fourth quarter. Had four receptions for team-leading 59 yards and returned four kickoffs for 76 yards ... **10/22 vs. IND:** Led team with 13 carries for 52 yards with one TD and had three receptions for 17 yards. Returned four kickoffs for 133 yards (33.3 avg.). Marked fourth consecutive game with 140-plus all-purpose yards ... **11/4 at NO:** Returned kickoff 100 yards for a TD, the longest return in team history. Became only player in team history to record two career kickoff returns for TDs ... **11/11 at TEN:** Posted second 100-yard rushing game of the season with 19 carries for 101 yards with an eight-yard TD run. Returned two kickoffs and two punts and finished with 186 all-purpose yards ... **11/25 vs. BUF:** Scored 20th career rushing TD on a 17-yard scamper ... **12/30 at HOU:** Was inactive as healthy deactivation in season finale ... **1/5 at PIT:** Registered 168 all-purpose yards in first career postseason game and became only the third player in team history to record two TDs in a playoff game. Finished with eight carries for 29 yards with 10-yard TD and caught a 43-yard TD pass from David Garrard in the second quarter. Returned first quarter kickoff a franchise postseason record 96 yards to the Steelers' one-yard line which led to a Jaguars TD. The 96-yard return was the seventh-longest in NFL postseason history and longest since 2001 ... **1/12 at NE:** Rushed six times for 19 yards and had team-high six receptions for 49 yards in AFC Divisional Playoff game. Returned five kickoffs for 61 yards ...

2006: Played in all 16 games as a rookie with one start ... Finished with team-record 2,250 all-purpose yards and led team with 16 total TDs ... Ranked second on the team in rushing with 166 carries for 941 yards with a team-high 13 rushing TDs and also ranked second with 46 receptions

JAGUARS SINGLE-SEASON YARDS FROM SCRIMMAGE LEADERS

RRK	PLAYER, TEAM	YARDS
1.	Fred Taylor, 2003	1,942
2.	Maurice Jones-Drew, 2009	1,765
3.	Fred Taylor, 2002	1,722
4.	Fred Taylor, 1998	1,644
5.	Maurice Jones-Drew, 2010	1,641



(team rookie record) for 436 yards and two TDs ... Finished with 31 kickoff returns for 860 yards (27.7 avg.) and one TD ... Ranked third in the NFL with a 27.7 kickoff return average, the highest single-season mark in team history ... Produced three of the top seven single-game all-purpose yards totals in team history ... Registered three 100-yard rushing games and joined Fred Taylor (1998, six) as the only rookies in team history to rush for 100-plus yards ... Scored a TD in eight consecutive games, tying Taylor (8, 1998) for most in team history, and registered at least one score in 12 of the last 14 games ... Ranked second in team history with 16 TDs (Taylor, 17, 1998) in a season and was also second to Taylor (14) for most rushing TDs as a rookie with 13 ... Tied for NFL-lead with six TDs of 10-plus yards and tied for third with three TDs of 20-plus yards ... Ranked third in the NFL in all-purpose yards, trailing only Steven Jackson of St. Louis (2,334) and NFL MVP LaDainian Tomlinson of San Diego (2,323) ... Ranked 8th in the AFC and 15th in the NFL with 1,377 yards from scrimmage ... Along with Taylor (231-1,146, 5 TDs), formed the NFL's second-best rushing duo and best in team history with 2,087 rushing yards ... **9/24 at IND:** Recorded first career 100-yard rushing game with 103 yards on 13 carries. Returned four kickoffs for 109 yards (27.3 avg.) and finished with 244 all-purpose yards ... **10/1 at WAS:** Scored on a 51-yard TD pass from Bryon Leftwich, the longest completion of the season for the Jaguars ... **10/8 vs. NYJ:** Led team with two rushing TDs ... **10/22 at HOU:** Led team with a career-high seven receptions for 58 yards and added a one-yard TD run ... **12/10 vs. IND:** Set a team-record for all-purpose yards in a game with 303, finishing with 15 rushes for a career-high 161 yards and two TDs, one reception for 15 yards, two kickoffs for 109 yards (54.5 avg.) and one TD and one punt return for 13 yards. The 303 all-purpose yards ranked fourth in NFL history by a rookie and were the most since Tim Brown had 306 on 11/28/98 for Oakland. Had a 93-yard kickoff return, the third-longest in team history. Named

AFC Special Teams Player of the Week and was presented the NFL Player of the Day Golden Peacock Award by NBC following the game ... **12/17 at TEN:** Led team with a career-high 25 carries for 98 yards and one TD along with three receptions for 47 yards ... **12/24 vs. NE:** Made first career start and led team with 19 carries for 131 yards and two TDs along with six receptions for 41 yards. Scored on a 74-yard run, then the second-longest TD run in team history ... **12/31 at KC:** Led team with 12 rushes for 46 yards and one TD in season-finale, surpassing former Baltimore Colt Curtis Dickey (1980) for the NFL rookie record with a rushing TD in his eighth consecutive game.

COLLEGE: Started 22 of 36 games in three seasons and finished with 2,503 rushing yards on 481 carries along with 26 TDs ... Recorded 64 career receptions for 819 yards and seven TDs ... Left school following junior season and was only the fifth player in school history to lead the team in rushing in all three seasons ... Also served as a punt and kickoff returner where he set the school record with 4,688 all-purpose yards ... As a junior, was consensus All-America selection as all-purpose back and All-Pac 10 first-team selection as punt returner ... Started all 12 games and led the team in rushing with 914 yards and 13 TDs on 186 carries ... Set NCAA single-season record with a 28.5 average on 15 punt returns and compiled a school single-season record 427 yards and three TDs on punt returns ... Named second-team All-Pac 10 with 91.5 rushing yards per game ... Scored 12 TDs (eight rushing, three receiving and one on a punt return) ... Rushed for 1,007 yards on 160 attempts with eight TDs as a sophomore ... Added 18 receptions for 162 yards ... Saw action in all 13 games as a true freshman ... Named first-team All-Pac 10 as a kick returner by The Sporting News ... Led team in rushing with 582 yards on 125 attempts with five TDs, becoming the first true freshman to lead the Bruins in rushing since DeShaun Foster in 1998 ... Majored in history.

JAGUARS SINGLE-SEASON RUSHING TOUCHDOWNS

RK	PLAYER, YEAR	TDS
1.	Maurice Jones-Drew, 2009	15
2.	Fred Taylor, 1998	14
3.	James Stewart, 1999	13
	Maurice Jones-Drew, 2006	13

JAGUARS SINGLE-SEASON TOUCHDOWNS

RK	PLAYER, YEAR	TDS
1.	Fred Taylor, 1998	17 (14 rush, 3 rec.)
2.	Maurice Jones-Drew, 2009	16 (15 rush, 1 rec.)
	Maurice Jones-Drew, 2006	16 (13 rush, 2 rec., 1 ret.)
4.	Fred Taylor, 2000	14 (12 rush, 2 rec.)
	Maurice Jones-Drew, 2008	14 (12 rush, 2 rec.)



PERSONAL: Has two sons, Maurice III and Madden, and daughter, Alayah ... Lives in Jacksonville, Fla. ... Attended De La Salle (Concord, Calif.) High ... Lettered three times in football ... Parade, Prep Star and Super Prep All-America selection who was also a member of the Super Prep Elite 50 team, in addition to earning that publication's FarWest Offensive Player of the Year honors ... Earned Tacoma News Tribune Western 100, first-team All-State and State Running Back of the Year ... Member of team that extended the school's winning streak to 138 games ... Gained 1,457 yards rushing, averaging 11.9 yards per attempt, and had 26 total TDs in 12 games as a senior ... Four-year member of the track team as a sprinter ... Has worn a Superman t-shirt underneath his jersey since he was 10-years old playing Pop Warner football in Pinole, Calif. ... Established the Maurice Jones-Drew Foundation in 2009 to help youth-focused organizations ... Purchased more than 100 sets of Reebok shoes, gloves and compression shirts for members of the Andrew Jackson High School varsity football team in 2009 ... Played in 2010 Murray Brothers Caddyshack Charity Golf Tournament ... Partnered with Winn-Dixie, Dairy Farmers Inc. and Allied Veterans of the World, Inc., & Affiliates for a special back-to-school event for more than 200 area children the last two years where each child received a backpack full of school supplies. Children from the Police Athletic League, Sulzbacher Center, Jacksonville Children's Commission and the St. Augustine Homeless Coalition were the recipients of the backpacks ... The foundation hosted a special holiday event for 70 local children in December 2009 from the Sulzbacher Center's aftercare program at Toys "R" Us. The foundation purchased \$100 gift cards for each child ... Represented the Jaguars in the United Way's PLAY 60 campaign and NFL-LIVE UNITED initiative in 2009 ... Joined NFL commissioner Roger Goodell in January of 2010 in New York City to announce a special campaign, Fuel Up to Play 60, between the NFL, the U.S. Department of Agriculture (USDA) and the National Dairy Council to fight and defeat childhood obesity ... Selected to speak at Newsweek Magazine's Executive Forum: Childhood Obesity,

"Challenges and Ways to Promote Health and Wellness in America's Communities" at the National Press Club in Washington, D.C. in March of 2010 ... Teamed up with Activision Publishing and Pro vs. GI Joe in an online video game showdown in December of 2009 with military troops stationed across the world from the Touchdown Club at EverBank Field ... Featured in commercials and billboards for Winn-Dixie Stores, Inc. ... Served as celebrity waiter the last two years at Morton's Steakhouse for annual charity event that raises money for Wolfson and Shands Hospitals ... Took home the Madden Bowl 2010 title at the annual event during Super Bowl week ... Featured guest at sixth annual Guardian Catholic Schools 2010 Golf Classic. The event raised money for scholarships and operational funding for students who attend St. Pius and Holy Rosary Catholic Schools ... Hosted a football camp for youth the last five years in Jacksonville and hosted second-annual youth camp in Antioch, Calif. in spring of 2008 ... Represented Jaguars for the NFL/JCPenney Take a Player to School Program, visiting second-grade class at Hyde Park Elementary ... Participated in the 2008 Shop with a Jock event at Wal-Mart with more than 50 children from Bridge of Northeast Florida and MaliVai Washington Kids Foundation ... Served as spokesperson for the Jacksonville Commitment, a program that provides college scholarships to local colleges and universities ... Took part in a photo shoot with his dog, Philip, to raise money for the Humane Society ... Taped PSA for Florida/Georgia Blood Alliance to promote annual blood drive ... Represented Jaguars during Super Bowl XLI in South Florida for annual Taste of the NFL hunger-relief fundraiser ... Supports and attends team sponsored events like Operation Blessing, Food Drive Kick-off, Jaguars annual golf tournament, Jaguars Taste of the NFL dinner and the Jacksonville Jaguars Foundation Playbooks reading initiative where he was featured on the cover in 2007 ... Attended the 2009 NFL Broadcast Boot Camp at NFL Films ... Hosted a fantasy football show on "Sirius XM Fantasy Sports Radio" each week during 2010 season ... Twitter handle is @Jones_Drew32 ... Full name: Maurice Christopher Jones-Drew.

NFL YARDS AFTER CONTACT LEADERS (2010)

Maurice Jones-Drew is known as a running back that doesn't shy away from contact and the statistics back that up. Jones-Drew had 716 of his 1,324 rushing yards after contact in 2010, the second-most in the NFL according to STATS PASS.

RK	PLAYER, TEAM	YAC	RUSH YARDS
1.	Adrian Peterson, Minnesota	717	1,298
2.	Maurice Jones-Drew, Jacksonville	716	1,324
3.	Arian Foster, Houston	706	1,616
4.	Michael Turner, Atlanta	694	1,371
5.	Peyton Hillis, Cleveland	663	1,177



MAURICE JONES-DREW'S REGULAR SEASON STATISTICS

RUSHING		GP/GS	NO	YDS	AVG	LG	TD
2006	Jacksonville	16/1	166	941	5.7	*74t	*13
2007	Jacksonville	15/0	167	768	4.6	57t	*9
2008	Jacksonville	16/3	*197	*824	4.2	46t	*12
2009	Jacksonville	16/16	*312	*1,391	4.5	*80t	@15
2010	Jacksonville	14/14	*299	*1,324	4.4	37	#5
NFL totals: 5 years		77/34	1,141	5,248	4.6	80t	54

RECEIVING		GP/GS	NO	YDS	AVG	LG	TD
2006	Jacksonville	16/1	46	436	9.5	*51t	2
2007	Jacksonville	15/0	40	407	10.2	43	0
2008	Jacksonville	16/3	62	565	9.1	26	2
2009	Jacksonville	16/16	53	374	7.1	19	1
2010	Jacksonville	14/14	34	317	9.3	*75	2
NFL totals: 5 years		77/34	235	2,099	8.9	75	7

PUNT RETURNS

RETURNS		NO	FC	YDS	AVG	LG	TD	KICKOFF RETURNS				
RETURNS		NO	FC	YDS	AVG	LG	TD	NO	YDS	AVG	LG	TD
2006	Jacksonville	1	0	13	13.0	13	0	*31	*860	@27.7	*93t	1
2007	Jacksonville	3	0	28	9.3	17	0	*31	*811	*26.2	@100t	1
2008	Jacksonville	7	1	69	9.9	15	0	13	281	21.6	33	0
2009	Jacksonville	2	0	19	9.5	12	0	4	102	*25.5	30	0
2010	Jacksonville	0	0	0	0.0	0	0	0	0	0.0	0	0
NFL totals: 5 years		13	1	129	9.9	17	0	@79	@2,054	@26.0	@100t	@2

ADDITIONAL STATISTICS: One pass attempt intercepted 11/21/10 vs. Cleveland.

* Team leader

@ Team record

MAURICE JONES-DREW'S POSTSEASON STATISTICS

RUSHING		GP/GS	NO	YDS	AVG	LG	TD
2007	Jacksonville	2/0	14	48	3.4	10t	1

RECEIVING		GP/GS	NO	YDS	AVG	LG	TD
2007	Jacksonville	2/0	7	92	13.1	43t	1

PUNT RETURNS

RETURNS		NO	FC	YDS	AVG	LG	TD	KICKOFF RETURNS				
RETURNS		NO	FC	YDS	AVG	LG	TD	NO	YDS	AVG	LG	TD
2007	Jacksonville	0	0	0	0.0	0	0	6	157	26.2	@96	0

* Team leader

@ Team record

MAURICE JONES-DREW'S 100-YARD RUSHING GAMES

DATE	OPPONENT	NO	YDS	AVG	LG	TD
9/24/06	at Indianapolis	13	103	7.9	26	0
12/10/06	vs. Indianapolis	15	166	11.1	48t	2
12/24/06	vs. New England	19	131	6.9	74t	2
10/14/07	vs. Houston	12	125	10.4	57t	2
11/11/07	at Tennessee	19	101	5.3	30	1
9/21/08	at Indianapolis	19	107	5.6	18	1
10/12/08	at Denver	22	125	5.7	46t	2
9/27/09	at Houston	23	119	5.2	61t	3
10/18/09	vs. St. Louis	33	133	4.0	26	3
11/1/09	at Tennessee	8	177	22.1	80t	2
11/15/09	at New York Jets	24	123	5.1	33t	1
12/17/09	vs. Indianapolis	27	110	4.1	14	1
10/3/10	vs. Indianapolis	26	105	4.0	14	1
10/31/10	at Dallas	27	135	5.0	24	0
11/14/10	vs. Houston	24	100	4.2	15	2
11/21/10	vs. Cleveland	23	133	5.8	22	1
11/28/10	at New York Giants	21	113	5.4	23	0
12/5/10	at Tennessee	31	186	6.0	37	0
12/12/10	vs. Oakland	23	101	4.4	30t	1

**MAURICE JONES-DREW'S SINGLE GAME HIGHS**

RUSHING ATTEMPTS: 33 (10/18/09 vs. St. Louis)
RUSHING YARDS: 186 (12/15/10 at Tennessee)
LONGEST RUN: 80t (11/1/09 at Tennessee)
RUSHING TOUCHDOWNS: 3 (3 times, last 10/18/09 vs. St. Louis)
LONGEST RUSHING TOUCHDOWN: 80t (11/1/09 at Tennessee)
RECEPTIONS: 9 (11/23/08 vs. Minnesota)
RECEIVING YARDS: 113 (11/23/08 vs. Minnesota)
LONGEST RECEPTION: 75 (11/21/10 vs. Cleveland)
RECEIVING TOUCHDOWNS: 1 (7 times, last 10/24/10 at Kansas City)
ALL-PURPOSE YARDS: 303 (12/10/06 vs. Indianapolis)
COMBINED YARDS: 220 (11/21/10 vs. Cleveland)

MAURICE JONES-DREW'S CAREER GAME-BY-GAME STATISTICS

2006 DATE	OPPONENT	RUSHING					RECEIVING				
		ATT	YDS	AVG	LG	TD	NO	YDS	AVG	LG	TD
9/10	vs. DALLAS	2	8	4.0	4	0	0	0	0.0	0	0
9/18	vs. PITTSBURGH	2	4	2.0	7	0	2	6	3.0	5	0
9/24	at Indianapolis	13	103	7.9	26	0	4	32	8.0	12	1
10/1	at Washington	3	3	1.0	2	0	3	53	17.7	51t	1
10/8	vs. NEW YORK JETS	13	59	4.5	9	2	0	0	0.0	0	0
10/22	at Houston	8	10	1.3	3	1	7	58	8.3	19	0
10/29	at Philadelphia	21	77	3.7	13	0	3	20	6.7	10	0
11/5	vs. TENNESSEE	8	56	7.0	40	0	2	29	14.5	29	0
11/12	vs. HOUSTON	3	11	3.7	6	1	4	56	14.0	21	0
11/20	vs. NEW YORK GIANTS	9	45	5.0	12	1	2	16	8.0	9	0
11/26	at Buffalo	8	78	9.8	24	1	5	47	9.4	28	0
12/3	at Miami	5	46	9.2	32	1	0	0	0.0	0	0
12/10	vs. INDIANAPOLIS	15	166	11.1	48t	2	1	15	15.0	15	0
12/17	at Tennessee	25	98	3.9	17	1	3	47	15.7	37	0
12/24	vs. NEW ENGLAND*	19	131	6.9	74t	2	6	41	6.8	11	0
12/31	at Kansas City	12	46	3.8	12	1	4	16	4.0	8	0
Totals		166	941	5.7	74t	^13	46	436	9.5	51t	2

2007 DATE	OPPONENT	RUSHING					RECEIVING				
		ATT	YDS	AVG	LG	TD	NO	YDS	AVG	LG	TD
9/9	vs. TENNESSEE	7	32	4.6	23	0	3	28	9.3	20	0
9/16	vs. ATLANTA	11	31	2.8	9	0	1	10	10.0	10	0
9/23	at Denver	15	37	2.5	10	0	2	18	9.0	10	0
10/7	at Kansas City	9	82	9.1	52t	1	3	30	10.0	12	0
10/14	vs. HOUSTON	12	125	10.4	57t	2	4	59	14.8	25	0
10/22	vs. INDIANAPOLIS	13	52	4.0	12	1	3	17	5.7	7	0
10/28	at Tampa Bay	10	48	4.8	21	0	2	14	7.0	15	0
11/4	at New Orleans	5	28	5.6	12	0	2	31	15.5	22	0
11/11	at Tennessee	19	101	5.3	30	1	3	28	9.3	10	0
11/18	vs. SAN DIEGO	12	33	2.8	15	1	1	4	4.0	4	0
11/25	vs. BUFFALO	10	10	1.0	17t	1	2	16	8.0	10	0
12/2	at Indianapolis	11	52	4.7	22	1	1	5	5.0	5	0
12/9	vs. CAROLINA	11	24	2.2	6	0	2	21	10.5	13	0
12/16	at Pittsburgh	12	69	5.8	20	0	5	30	6.0	8	0
12/23	vs. OAKLAND	10	44	4.4	14t	1	6	96	16.0	43	0
12/30	at Houston	Did not play									
Totals		167	768	4.6	57t	^9	40	407	10.2	43	0
1/5	at Pittsburgh	8	29	3.6	10t	1	1	43	43.0	43t	1
1/12	at New England	6	19	3.2	10	0	6	49	8.2	18	0

2008 DATE	OPPONENT	RUSHING					RECEIVING				
		ATT	YDS	AVG	LG	TD	NO	YDS	AVG	LG	TD
9/7	at Tennessee	5	13	2.6	11	0	4	37	9.3	15	0
9/14	vs. BUFFALO	7	17	2.4	9	1	3	25	8.3	15	0
9/21	at Indianapolis	19	107	5.6	18	1	4	59	14.8	26	0
9/28	vs. HOUSTON	7	32	4.6	19	0	2	17	8.5	12	0
10/5	vs. PITTSBURGH	5	7	1.4	3	1	6	23	3.8	10	0
10/12	at Denver	22	125	5.7	46t	2	2	23	11.5	12	0
10/26	vs. CLEVELAND	12	29	2.4	5	0	3	19	6.3	7	0
11/2	at Cincinnati	10	33	3.3	8	1	2	29	14.5	16	0
11/9	at Detroit	11	70	6.4	16	3	2	21	10.5	15	0
11/16	vs. TENNESSEE	17	66	3.9	15	2	3	27	9.0	11	0
11/23	vs. MINNESOTA	3	4	1.3	3	0	9	113	12.6	24	0
12/1	at Houston	12	49	4.1	14	0	3	22	7.3	16	0
12/7	at Chicago	12	55	4.6	14	0	7	47	6.7	19	1
12/14	vs. GREEN BAY*	12	48	4.0	15	1	4	22	5.5	14t	1
12/18	vs. INDIANAPOLIS*	20	91	4.6	15	0	7	71	10.1	17	0
12/28	at Baltimore*	23	78	3.4	23	0	1	10	10.0	10	0
Totals		^197	^824	4.2	46t	^12	62	565	9.1	26	2




2009		RUSHING					RECEIVING				
DATE	OPPONENT	ATT	YDS	AVG	LG	TD	NO	YDS	AVG	LG	TD
9/13	at Indianapolis*	21	97	4.6	26	1	5	26	5.2	13	0
9/20	vs. ARIZONA*	13	66	5.1	36	0	4	17	4.3	6	0
9/27	at. Houston*	23	119	5.2	61t	3	4	28	7.0	8	0
10/4	vs. TENNESSEE*	6	14	2.3	9t	1	3	26	8.7	15	0
10/11	at Seattle*	12	34	2.8	18	0	5	23	4.6	10	0
10/18	vs. ST. LOUIS*	33	133	4.0	26	3	5	45	9.0	16	0
11/1	at. Tennessee*	8	177	22.1	80t	2	1	-4	-4.0	-4	0
11/8	vs. KANSAS CITY*	29	97	3.3	10t	1	3	37	12.3	15	0
11/15	at. New York Jets*	24	123	5.1	33t	1	2	22	11.0	19	0
11/22	vs. BUFFALO*	25	66	2.6	10	1	4	18	4.5	13	0
11/29	at San Francisco*	15	75	5.0	12	0	5	35	7.0	17	0
12/6	vs. HOUSTON*	24	76	3.2	15	0	1	6	6.0	6	0
12/13	vs. MIAMI*	18	59	3.3	13	1	2	24	12.0	17	0
12/17	vs. INDIANAPOLIS*	27	110	4.1	14	1	5	30	6.0	11	1
12/27	at New England*	18	63	3.5	14	0	3	35	11.7	17	0
1/3	at Cleveland*	16	82	5.1	30	0	1	6	6.0	6	0
Totals		^312	^1,391	4.5	80t	^15	53	374	7.1	19	1

2010		RUSHING					RECEIVING				
DATE	OPPONENT	ATT	YDS	AVG	LG	TD	NO	YDS	AVG	LG	TD
9/12	vs. DENVER*	23	98	4.3	18	0	3	15	5.0	8	0
9/19	at San Diego*	12	31	2.6	7	0	1	17	17.0	17	0
9/26	vs. PHILADELPHIA*	22	88	4.0	17	0	2	1	0.5	3	0
10/3	vs. INDIANAPOLIS*	26	105	4.0	14	1	2	16	8.0	8t	1
10/10	at Buffalo*	19	84	4.4	23	0	2	9	4.5	6	0
10/18	vs. TENNESSEE*	17	57	3.4	11	0	2	8	4.0	4	0
10/24	at Kansas City*	16	47	2.9	21	0	5	74	14.8	29	1
10/31	at Dallas*	27	135	5.0	24	0	2	13	6.5	10	0
11/14	vs. HOUSTON*	24	100	4.2	15	2	2	23	11.5	14	0
11/21	vs. CLEVELAND*	23	133	5.8	22	1	3	87	29.0	75	0
11/28	at New York Giants*	21	113	5.4	23	0	4	9	2.3	6	0
12/5	at Tennessee*	31	186	6.0	37	0	1	4	4.0	4	0
12/12	vs. OAKLAND*	23	101	4.4	30t	1	3	19	6.3	9	0
12/19	at Indianapolis*	15	46	3.1	12	0	2	22	11.0	14	0
12/26	vs. WASHINGTON				Inactive (knee)						
1/3	at Houston				Inactive (knee)						
Totals		^299	^1,324	4.4	37	#5	34	317	9.3	^75	2
		* Started	^Team leader			# Shared team lead					

MAURICE JONES-DREW VS. THE NFL

OPPONENT	GAMES	RUSHING					100-YARD		RECEIVING				
		ATT	YDS	AVG	LG	TD	GAMES	NO	YDS	AVG	LG	TD	
Arizona	1	13	66	5.1	36	0	0	4	17	4.3	6	0	
Atlanta	1	11	31	2.8	9	0	0	1	10	10.0	10	0	
Baltimore	1	21	78	3.4	23	0	0	1	10	10.0	10	0	
Buffalo	5	69	255	3.7	24	4	0	16	115	7.2	28	0	
Carolina	1	11	24	2.2	6	0	0	2	21	10.5	13	0	
Chicago	1	12	55	4.6	14	0	0	7	47	6.7	19	1	
Cincinnati	1	10	33	3.3	8	1	0	2	29	14.5	16	0	
Cleveland	3	51	244	4.8	30	1	1	7	112	16.0	75	0	
Dallas	2	29	143	4.9	24	0	1	2	13	6.5	10	0	
Denver	3	60	260	4.3	46t	2	1	7	56	8.0	12	0	
Detroit	1	11	70	6.4	16	3	0	2	21	10.5	15	0	
Green Bay	1	12	48	4.0	15	1	0	4	22	5.5	14	1	
Houston	8	113	522	4.6	61t	9	3	27	269	10.0	25	0	
Indianapolis	10	180	929	5.2	48t	8	5	34	293	8.6	26	3	
Kansas City	4	66	272	4.1	21	3	0	15	157	10.5	29	1	
Miami	2	23	105	4.6	32	2	0	2	24	12.0	17	0	
Minnesota	1	3	4	1.3	3	0	0	9	113	12.6	24	0	
New England	2	37	194	5.2	74t	2	1	9	76	8.4	17	0	
New Orleans	1	5	28	5.6	12	0	0	2	31	15.5	22	0	
New York Giants	2	30	158	5.3	23	1	1	6	25	4.2	9	0	
New York Jets	2	37	182	4.9	33t	3	1	2	22	11.0	19	0	
Oakland	2	33	145	4.4	30t	2	1	9	115	12.8	43	0	
Philadelphia	2	43	165	3.8	17	0	0	5	21	4.2	10	0	
Pittsburgh	3	19	80	4.2	20	1	0	13	59	4.5	10	0	
San Diego	2	24	64	2.7	15	1	0	2	21	10.5	17	0	
San Francisco	1	15	75	5.0	12	0	0	5	35	7.0	17	0	
Seattle	1	12	34	2.8	18	0	0	5	23	4.6	10	0	
St. Louis	1	33	133	4.0	26	3	1	5	45	9.0	16	0	
Tampa Bay	1	10	48	4.8	21	0	0	2	14	7.0	15	0	
Tennessee	10	143	800	5.6	80t	7	3	25	230	9.2	37	0	
Washington	1	3	3	1.0	2	0	0	3	53	17.7	51t	1	
TOTALS	77	1,141	5,248	4.6	80t	54	19	235	2,099	8.9	75	7	

**AARON
KAMPMAN****74****6-4 • 260 LBS.****IOWA****BORN NOVEMBER 30, 1979****KESLEY, IOWA****ACQ. UFA 2010 (GREEN BAY)****EXP.: 10TH YEAR****DE**

GAMES PLAYED/STARTED: 2002 (12/6, 1/0), 2003 (12/10, 2/2), 2004 (16/16, 1/1), 2005 (16/16), 2006 (16/16), 2007 (15/15, 2/2), 2008 (16/16), 2009 (9/9), 2010 (8/8)

NFL TOTALS: 120 games, 112 starts

JAGUARS TOTALS: 8 games, 8 starts

POSTSEASON TOTALS: 6 games, 5 starts

TRANSACTIONS: Originally drafted by Green Bay in the fifth round (156th overall) of the 2002 draft ... Signed by Jacksonville as an unrestricted free agent on 3/6/10.

PRO: Veteran defender and team leader who had first season in Jacksonville cut short by knee injury ... Has started every game in which he played over past seven seasons ... A two-time Pro Bowl selection (2006, '07) for Green Bay Packers, has played in 120 games with 112 starts and six postseason games ... Has 58 career sacks, including first 54 for Green Bay, the fourth most in Packers history ... Ranks 10th among all NFL players from 2006-10 with 44.5 sacks during that time, despite playing in just 64 games ... Has recorded at least 9.5 sacks in three of last five seasons ... Has four career three-sack games and 14 games with multiple sacks the last five seasons ... Has not gone more than six games without a sack since 2004 season ... Led NFC and ranked second in NFL with a career-high 15.5 sacks in 2006 along with career-high 113 tackles ... Has sacked 34 different QBs and one WR for 58 total ... Had started 98 of 100 games before suffering season-ending knee injury vs. San Francisco in 2009, snapping streak of 73 consecutive starts ... Recorded 85-plus tackles in three consecutive seasons (2006-08) and led team in sacks each season during that span ... Moved from DE to OLB in 2009 as team went to 3-4 defensive scheme ... Was teammate of current Jaguars C Brad Meester at Aplington-Parkersburg High School ...

2010: Started first eight games at right DE before suffering torn ACL in right knee in practice Nov. 11 ... Placed on injured reserve Nov. 13 and underwent surgery Nov. 29 ... Tied for second on team with four sacks despite playing in only eight games ... Also finished with 55 tackles (34 solo), team-high 30 QB pressures, three passes defended, four tackles for loss ... Led team in QB pressures in each of eight games played ... Had strong start to season with 1.5 sacks on opening day **9/12 vs. DEN** including sack of Kyle Orton on opening series ... Turned in 1.5 sacks again **10/10 at BUF** ... **10/24 at KC:** Had nine tackles, one sack, three QB hits and one

tackle for loss ... Played **10/31 at DAL** and made six tackles in final appearance before suffering knee injury ...

2009: Started nine games at OLB and was inactive for two games ... Made switch from DE to OLB as team went to 3-4 defense ... Sustained season-ending knee injury in week 11 and was placed on injured reserve on 12/7 ... Finished with 55 tackles (32 solo), 3.5 sacks, one forced fumble and ranked second on team with 28 QB hits ... Was second on the team in tackles at the time of his injury ... Opened season with eight tackles on **9/13 vs. CHI** and followed with 10 tackles and two QB hits on **9/20 vs. CIN** ... Recorded a sack/fumble of Marc Bulger on **9/27 at STL** along with five tackles and team-high three QB hits ... Sacked Drew Stanton for a four-yard loss on **10/18 vs. DET** and added team-high seven QB hits ... Shared a sack with Cullen Jenkins on **10/25 at CLE** ... Made eight tackles on **11/1 vs. MIN** ... Registered five tackles on **11/8 at TB** before leaving game with a concussion ... Was inactive the following week on **11/15 vs. DAL**, his first missed game since 2003 ... Returned to lineup on **11/22 vs. SF** and recorded four tackles including a two-yard sack of Alex Smith. Left game midway through the third quarter with a left knee injury and did not return ...

2008: Started all 16 games for the fourth time in five seasons ... Led defensive linemen with 87 tackles (65 solo) along with 9.5 sacks ... Ranked seventh in the NFC and 13th in the NFL in sacks ... Was on the field for 998 of 1,050 (95.1 pct.) defensive snaps, the most among the team's DL and second-most on the team ... Named to USA Today's All-Joe Team for second consecutive season ... Was named a Pro Bowl alternate ... Recorded a sack for a 10-yard loss in season-opener on **9/8 vs. MIN** and followed with 1.5 sacks on **9/14 at DET** ... Recorded 1.5 sacks for the second straight game on **9/21 vs. DAL** ... Led DL with six tackles and had two sacks of QB



Charlie Frye on **10/12 at SEA** ... Recorded a season-high 10 tackles along with 1.5 sacks on **11/9 at MIN** ... Sacked Jake Delhomme twice on **11/30 vs. CAR** to surpass 50 for his career ...

2007: Voted to the Pro Bowl for the second straight season and named to AP All-Pro second-team ... Started 15 games and was inactive in regular season finale (coach's decision) ... Started both playoff games ... Ranked sixth in the NFC with team-high 12 sacks along with 91 tackles (57 solo) ... Added two passes defended, one fumble recovery and one forced fumble ... Named NFC Defensive Player of the Month for October ... Recorded a streak of seven straight games with a least one-half sack, tied for the longest streak in Packers history since sacks became an official statistic in 1982 ... Tied career-high with 11 tackles (nine solo) on **10/14 vs. WAS** with two sacks and a tackle for loss ... Matched career-high with three sacks on **10/29 at DEN** along with six tackles ... Extended streak of consecutive games with a sack to seven on **11/4 at KC** with a sack of Damon Huard in the first quarter ... Recorded a sack of Derek Anderson in the Pro Bowl for 11-yard loss ...

2006: Earned first trip to the Pro Bowl after leading NFC with 15.5 sacks, the second-most in the NFL ... Started all 16 games and finished with a career-high 113 tackles (84 solo), the most single-season tackles by a Packers lineman in franchise history ... Added three forced fumbles and one fumble recovery ... Earned All-NFC honors from Pro Football Weekly and Pro Football Writers Association and named to AP All-Pro second-team ... Awarded the 2006 Pass Rusher of the Year by the NFL Alumni Association ... Recorded second career three-sack game on **9/17 vs. NO** along with two forced fumbles. Had a sack/forced fumble on Saints opening drive and recovered the fumble ... Earned NFC Defensive Player of the Week honors following game on **10/29 vs. ARI**, posting two sacks of Matt Leinart in a five-play span ... Made 10 tackles including one sack on **11/5 at BUF** ... Extended streak of consecutive games with a sack to six on **11/12 at MIN**, splitting a sack of Brad Johnson ... Tied his career-high with 11 tackles on **11/19 vs. NE** ... Finished with three sacks on **12/21 vs. MIN** and earned NFC Defensive Player of the Week honors ...

2005: Started all 16 games at LDE and totaled 6.5 sacks and 105 tackles (62 solo) ... The 105 tackles were the second-most among NFL defensive linemen ... Added three forced fumbles and one pass defended ... Named to USA Today All-Joe Team ... Saw action on 93.6 percent of defensive snaps, the most among defensive linemen ... Registered first career three-sack game on **11/21 vs. MIN** along with eight tackles, two forced fumbles and one pass defended. All three sacks came on Brad Johnson ... Finished with eight tackles and one forced fumble on **11/27 at PHI** ... Finished with season-high 10 tackles on **12/11 vs. DET** ...

2004: Was in the starting lineup for all 16 games for the first time in career ... Recorded 77 tackles (53 solo), most among defensive linemen, and tied for second with 4.5 sacks ... Had five-plus tackles in 10 games ... Added one fumble recovery, two forced fumbles and three passes defended ... Recovered a fumble on **9/13 at CAR** ... Established career-high with 11 tackles including a sack of Kurt Warner on **10/3 vs. NYG** ... Made seven tackles and one sack on **12/5 at PHI** ...

2003: Appeared in 12 games with 10 starts and in both postseason games ... Finished with 38 tackles, two sacks, career-high three forced fumbles and one fumble recovery ... Led NFC with three sacks in the postseason ... Sprained left ankle in week two and was inactive for next four games ... Returned to starting lineup on **10/19 at STL** ... Sacked Joey Harrington and forced a fumble on **11/27 at DET** in Thanksgiving Day game ... Registered a sack/forced fumble on **12/22 at OAK** ... Recorded five tackles and one sack on **1/4 vs. SEA** in NFC Wild Card Playoff Game ... Sacked Donovan McNabb twice on **1/11 at PHI** in NFC Divisional Playoff Game ...

2002: Played in 12 games with six starts as a rookie, compiling 26 tackles and a half-sack ... Replaced injured Vonnie Holliday in the starting lineup for four games ... Made NFL debut with a start on **9/29 vs. CAR** and totaled seven tackles including two for loss ... Matched career-high with seven tackles on **10/13 at NE** including a split sack of Tom Brady.

COLLEGE: Four-year letterman (1998-2001), playing in 44 games with 37 starts ... Began career at LB before moving to defensive line as a junior ... Two-time Academic All-America selection and three-time all-conference ... Finished career with 342 tackles (209 solo), the seventh-most in school history, and 18 sacks, three INTs, 11 passes defended, two fumble recoveries, four forced fumbles, 30 tackles for loss and 21 QB pressures ... Was first-team All-Big Ten selection as a senior after leading the conference with nine sacks and ranked third with 17 tackles for loss ... All-Big Ten honorable mention selection as a junior ... Finished with 103 tackles as sophomore LB ... Was one of only four true freshmen to see action ... Earned a bachelor's degree in elementary education.

PERSONAL: Married (Linde) with three sons: Lucas, Ben and Elijah ... Name is pronounced KAMP-mun ... Grew up in Kesley, Iowa, a small town with a population of 80 with three streets running each direction and is without a stoplight ... Attended Aplington-Parkersburg (Iowa) High School, same as Jaguars C Brad Meester ... One of four current NFL players from the school, joining Meester, Casey Wiegmann (Kansas City) and Jared DeVries (FA) ... His high school coach, the late Ed Thomas, was named the 2005 NFL High School Football Coach of the Year after all four players nominated him for the honor ... Was first-team Parade All-America selection and USA



Today second-team honoree as a senior LB ... Named Class 2A Player of the Year ... Three-year letterman at LB and G ... Set school record with 447 career tackles ... Helped team to three consecutive playoff appearances including a runner-up finish as a junior and posted a three-year mark of 26-7 ... Also lettered three times in basketball and four times in track ... Earned all-state honors in basketball as a senior ... Placed third in state in shot put as a junior and senior ... Helped raise funds in 2008 offseason for tornado relief effort in Parkersburg ... Delivered pregame speech to football team prior to the first game following the tornado ... Paid for an ad in the local newspapers in Wisconsin to thank the fans for their support after signing with the Jaguars ... He and his wife visited El Salvador in 2011 offseason to see the children they sponsor through Compassion International. They also sponsor two children in Colombia ... Took a trip to Kenya in February of 2009, witnessing Christian humanitarian missions in rural communities. The trip, sponsored by World Vision, also included a visit to a large slum in Nairobi to assist Vapor Sports Ministries, whose mission is to provide humanitarian and Christ-centered assistance for impoverished communities around the world ... Took two-week tour of India with his wife in January 2007 as guests of Gospel for Asia, a Christian ministry they support whose missionaries work in some of the hardest places to reach across southern Asia ... In June 2008, he traveled to Africa to see his brother Curt and wife Abbie, who are both Christian missionaries on the continent ... Went overseas with wife in February 2005 with Christian organization UPI (Unlimited Potential Incorporated), to share their faith with U.S. troops stationed in Mannheim, a military community in southwestern Germany ... Operated a shingling business, Kampman Construction,

with his brother, Andy, while in high school ... Heavily involved in the Green Bay community with his wife ... Spoke to a variety of schools and youth groups ... Spent time working at Paul's Pantry, distributing food to needy families in Green Bay ... Made several appearances at the 'Jerry Parins Cruise for Cancer,' an annual motorcycle ride benefitting cancer patients and families throughout Northeastern Wisconsin ... Has also done work with Salvation Army, Brown County Library, March of Dimes and St. Vincent Hospital ... Did a PSA for the 'Stamp Out Hunger' National Food Drive, sponsored by the U.S. Postal Service, in partnership with the National Association of Letter Carriers ... Participated in Packers' All-Pro Dad event and played in both the Brett Favre and Donald Driver celebrity softball games ... Was honored in 2006 with the Professional Achievement Award at the ninth annual Lee Rempel Sports Awards Banquet ... Named one of the NFL's "Good Guys" by The Sporting News for his work in the community ... Received the 'Nice Guy Award' at the 2004 Doug Jirschele Sports Award Banquet in Clintonville, Wis. ... In 2003, he was Packers finalist for Walter Payton Man of the Year Award ... Served as president of the local chapter of Athletes in Action while in college and was a regular visitor to the University of Iowa Children's Hospital ... Completed classes in the spring of 2009 through the Dallas Theological Seminary to earn a certificate of graduate studies ... Served as celebrity judge for the 2010 GUNS N' HOSES event at Jacksonville Memorial Arena ... Born in Cedar Falls, Iowa ... Participated in 2010 Children Miracle Network annual fundraiser as a celebrity waiter ... Along with his wife, he visited Daniel Home in June of 2010 ... Selected by Jaguars teammates as 2010 Ed Block Courage Award recipient after returning from first ACL injury ... Full name: Aaron Allan Kampman.

AARON KAMPMAN'S REGULAR SEASON STATISTICS

TACKLES	GP/GS	TKL	SOLO	ASST	SACKS	FF	FR	INT	PD
2002 Green Bay	12/6	26	12	14	0.5	0	0	0	2
2003 Green Bay	12/10	38	21	17	2.0	3	1	0	1
2004 Green Bay	16/16	77	53	24	4.5	2	1	0	3
2005 Green Bay	16/16	105	62	43	6.5	3	0	0	1
2006 Green Bay	16/16	113	84	29	15.5	3	1	0	1
2007 Green Bay	15/15	91	57	34	12.0	1	1	0	2
2008 Green Bay	16/16	87	65	22	9.5	0	0	0	1
2009 Green Bay	9/9	55	32	23	3.5	1	0	0	1
2010 Jacksonville	8/8	55	34	21	4.0	0	0	0	3
NFL totals: 9 years	120/112	647	420	227	58.0	13	4	0	15

AARON KAMPMAN'S POSTSEASON STATISTICS

TACKLES	GP/GS	TKL	SOLO	ASST	SACKS	FF	FR	INT	PD
2002 Green Bay	1/0	1	0	1	0.0	0	0	0	0
2003 Green Bay	2/2	10	9	1	3.0	0	0	0	0
2004 Green Bay	1/1	5	3	2	0.0	0	0	0	0
2007 Green Bay	2/2	11	8	3	0.0	1	1	0	0
NFL totals: 9 years	6/5	27	20	7	3.0	1	1	0	0

**DEJI
KARIM****35****5-8 • 209 LBS.
SOUTHERN ILLINOIS
BORN NOVEMBER 18, 1986
OKLAHOMA CITY, OKLAHOMA
ACQ. 6TH ROUND OF 2010 DRAFT
EXP.: 2ND YEAR****RB****GAMES PLAYED/STARTED:** 2010 (11/0)**NFL TOTALS:** 11 games, 0 starts**POSTSEASON TOTALS:** 0 games, 0 starts**TRANSACTIONS:** Originally drafted in the sixth round (180th overall) of the 2010 draft.

PRO: Second-year pro sees action at RB and as kick returner ... Solid receiver out of the backfield ... Saw action in 11 games as a rookie and finished second in franchise history for a season with 50 kickoff returns and 1,248 return yards ... Had a career-long 65-yard return against Oakland on Dec. 12 ... Excelled in two seasons at Southern Illinois, rushing for 2,080 yards and 26 TDs, averaging 6.6 yards per carry ... Named conference offensive player of the year as a senior, leading the nation with 1,694 rushing yards ... High school teammate of 2010 first-overall pick Sam Bradford ... Second player from Southern Illinois drafted by the Jaguars in franchise history (TE Damon Jones, 1997) ...

2010: Appeared in 11 games as a rookie at RB and kick returner ... Had 35 carries for 160 yards, three receptions for 10 yards and 50 kickoff returns for 25.0-yard average ... The 25.0 average ranked seventh in the AFC, 13th in the NFL ... Missed the first four games after injuring his thumb in the second preseason game ... **10/10 at BUF:** Made NFL debut and registered 215 all-purpose yards (70 rushing, 145 returns). Carried the ball 15 times for 70 yards and had a 51-yard kickoff return to open the second half ... **10/13 vs. TEN:** Carried the ball three times and posted 24.0-yard average on seven kickoff returns ... **10/24 at KC:** Tallied 29 yards on five rushes and had 106 yards on five kickoff returns ... **11/14 vs. HOU:** Posted 25.8-yard average on four kickoff returns ... Was inactive on **11/21 vs. CLE** ... **12/12 vs. OAK:** Recorded a career-long 65-yard kickoff return late in the fourth quarter to set up game-winning TD by Maurice Jones-Drew ... **12/18 at IND:** Returned five kickoffs for 131 yards (26.2 avg.) ... **1/2 at HOU:** Concluded season with seven carries for 52 yards and added five kickoff returns for 24.6-yard average.

COLLEGE: Played two seasons at Southern Illinois after transferring from Northeast Oklahoma A&M Junior College ... Played in Texas vs. The Nation all-star game ... Finished with 2,080 rushing yards and 26 TDs in two seasons at Southern Illinois on 316 attempts ...

Played in 27 games and averaged 77.0 rushing yards per game ... Recorded 10 career 100-yard rushing games including nine as a senior ... Fumbled only once in 351 career rushes ... Started all 14 games as a senior ... Led the FCS with 1,694 rushing yards, the third-most in school history, on 240 carries ... Scored 20 total TDs (18 rushing, one receiving, one kickoff return), the second-most in the FCS ... Set school record with 2,339 all-purpose yards ... Had 17 receptions for 212 yards with one TD and 14 kickoff returns for 433 yards and one TD ... Recorded two TD runs of 90-plus yards (93 and 92) and four of 70-plus yards ... Named first-team All-America by four different services ... Selected as 2009 Missouri Valley Football Conference (MVFC) Offensive Player of the Year ... Finished third in voting for Walter Payton Award, given to the most outstanding player in the FCS ... Posted nine 100-yard rushing games including a streak of five consecutive games ... One of only three players in FCS to record two 200-plus rushing games ... Registered games of 310, 290, 282 and 218 all-purpose yards ... Redshirted and missed the entire 2008 season with a knee injury ... Finished with 386 yards on 76 carries (5.1 avg.) and eight TDs in first season (2007) at Southern Illinois ... Rushed for 978 yards on 170 carries and 10 TDs as a sophomore at Northeast Oklahoma A&M Junior College ... Finished with 994 rushing yards on 158 carries for 15 TDs as a true freshman ... Added 15 receptions for 222 yards and one TD ... Majored in recreation.

PERSONAL: Engaged to MacKenzie Sparks ... Resides in Oklahoma City, Ok. ... Attended Putnam City (Ok.) North High School ... Was teammate of former Oklahoma QB and 2010 first round pick Sam Bradford ... Rushed for more than 2,000 yards and scored 28 TDs as a senior ... Son of Lanre and Tai Karim ... Participated both financially and in person at the 2010 Shop with a Jock event at Target where more than 50 children from the Bridge of Northeast Florida and the Mali Vai Washington Kids Foundation were treated to a shopping spree ... Supports



and participates in team sponsored events including Team Teal and Hometown Huddle ... Gave special tour to group from Second Mile Ministries at EverBank Field in November ... Was

given six names at birth ... Abdul-Gafar Olatokumbo Ayodeji Lamar Karim was shortened to Deji which means "pure happiness" ... Name pronounced DAY-jhee kuh-REEM.

DEJI KARIM'S REGULAR SEASON STATISTICS

RUSHING		GP/GS	NO	YDS	AVG	LG	TD
2010	Jacksonville	11/0	35	160	4.6	15	0
RECEIVING		GP/GS	NO	YDS	AVG	LG	TD
2010	Jacksonville	11/0	3	10	3.3	7	0
KICKOFF RETURNS		GP/GS	NO	YDS	AVG	LG	TD
2010	Jacksonville	11/0	*50	*1,248	*25.0	*65	0

* Team leader



TERRANCE KNIGHTON

96

6-3 • 336 LBS.
TEMPLE
BORN JULY 4, 1986
HARTFORD, CONNECTICUT
ACQ. 3RD ROUND OF 2009 DRAFT
EXP.: 3RD YEAR

DT

GAMES PLAYED/STARTED: 2009 (16/16), 2010 (16/16)

NFL TOTALS: 32 games, 32 starts

POSTSEASON TOTALS: 0 games, 0 starts

TRANSACTIONS: Originally drafted in the third round (72nd overall) of the 2009 draft.

PRO: Third-year DT who anchors the interior of the Jaguars line ... Has started the first 32 games of his career ... Career totals include 137 tackles (81 solo), 5.5 sacks, 12 tackles for loss, one forced fumble, one INT and five passes defended ... Recorded 23 QB pressures in each of his first two seasons ... Ranked second on the team with four sacks in 2010, the fifth-most among AFC defensive tackles ... Started all 16 games as a rookie and joined CB Derek Cox as first pair of rookies in franchise history to start all 16 games in the season ... Nicknamed "Pot Roast" by former teammate Clint Ingram ... Selected with the first of back-to-back third-round picks ... Was one of 17 DTs selected in 2009 and was the only one to start every game the last two seasons ... Highest-drafted player from Temple since Lance Johnstone was selected with the 57th pick by Oakland in 1996 and first player drafted since 2005 (LB Rian Wallace, 2005) ...

2010: Started all 16 games for the second consecutive season and produced career-high numbers ... Totaled 84 tackles (52 solo), four sacks, one INT, four passes defended and six tackles for loss ... Tied for second on team in sacks and ranked third with 23 QB pressures ... Ranked fifth among AFC DTs in sacks ... **9/12 vs. DEN:** Opened season with five tackles (three solo) and split a sack ... **9/26 vs. PHI:** Registered a career-

high 1.5 sacks and added four QB hits ... **10/3 vs. IND:** Played 64 snaps and had four tackles and three QB hits ... **10/10 at BUF:** Compiled six tackles, one sack, one tackle for loss and one QB hit ... **10/18 vs. TEN:** Tallied a career-high 11 tackles (nine solo), two for loss, on 61 snaps ... **10/24 at KC:** Finished with seven tackles (five solo), two for loss, and two QB hits ... **10/31 at DAL:** Recorded first career INT when Jon Kitna pass was deflected off the hands of RB Felix Jones in the first quarter. Added a half sack and three QB hits ... **11/21 vs. CLE:** Registered nine tackles, one tackle for loss and one sack along with a career-high two passes defended ... **12/5 at TEN:** Had three QB hits and two tackles on 43 snaps ... **12/12 vs. OAK:** Posted eight tackles ... **12/26 vs. WAS:** Played 52 snaps and had two tackles, one QB hit and one pass defended ...

2009: Started all 16 games at DT, the most by a rookie DL in franchise history ... Only DL to start every game in 2009 and one of only two rookies (CB Derek Cox) ... Finished with 53 tackles, 1.5 sacks, six tackles for loss, two QB pressures and one forced fumble ... **9/13 at IND:** Made NFL debut and finished with four tackles while playing all 53 snaps. Was first rookie to start at DT on opening day in franchise history ... **9/27 at HOU:** Totaled four tackles ... **10/11 at SEA:** Registered three tackles including one for loss ...



11/1 atTEN: Tallied career-high 10 tackles (seven solo) including one for loss on 49 snaps ... **11/8 vs. KC:** Teamed up with Daryl Smith to sack Matt Cassel in the fourth quarter ... **11/22 vs. BUF:** Totaled two solo tackles and a forced a fumble ... **12/13 vs. MIA:** Made three tackles and sacked Chad Henne for a five-yard loss in the third quarter. Recovered a fumble on Derek Cox's INT return in the fourth quarter ... **12/17 vs. IND:** Made 14th start of the season, most by a rookie DL in team history, and finished with five tackles ... **1/3 at CLE:** Totaled seven tackles including a team-high four tackles for loss on 49 snaps.

COLLEGE: Three-year starter at Temple who saw significant action as a true freshman ... Played in 46 games with 34 starts and had 26.0 tackles for loss ... Had six career fumble recoveries and blocked four kicks ... Played in all 12 games with 11 starts as a senior and served as team captain ... Finished with 54 tackles (35 solo), 7.5 tackles for loss, five passes defended, team-high three fumble recoveries and one sack ... Played in all 12 games with 11 starts as a junior ... Named team's defensive MVP ... Finished with 8.5 tackles for loss and a team-high three fumble recoveries ... Led team with three blocked kicks ... Played in 12 games with 11 starts as a sophomore ... Made 57 tackles (32 solo), 6.5 tackles for

loss, three sacks, two forced fumbles, two QB pressures and four passes defended ... Appeared in 10 games as a true freshman and made one start ... Finished with 17 tackles (10 solo), 3.5 tackles for loss and one forced fumble ... One of only 11 true freshmen to see action and one of five to earn starts ... Earned degree in criminal justice.

PERSONAL: Single ... Resides in Jacksonville, Fla. ... Attended Milford Academy (prep school) in New Berlin, N.Y. in 2004 ... Was two-year letterman at Windsor High School, playing TE and DE ... Earned all-state honors in 2003 ... Finished with 30 receptions for 400 yards and four TDs as a junior ... Elected to the Rhode Island-Connecticut All-Star Game ... Named All-CCC West League as a basketball player ... Nicknamed "Pot Roast" ... Visited Liberty Pines Elementary to speak with students in 2009 ... Participated in photo shoot to raise money for Boot Campaign, an organization that assists wounded returning combat military ... Filmed a commercial for Jacksonville Orthopaedic Institute ... Served Thanksgiving meals in 2010 to families from Community Connections ... Made several appearances in 2010 as part of Team Teal initiative ... Son of Rochelle Knighton ... Full name is Terrance Knighton.

TERRANCE KNIGHTON'S REGULAR SEASON STATISTICS

TACKLES	GP/GS	TKL	SOLO	ASST	SACKS	FF	FR	PD	TFL
2009 Jacksonville	16/16	53	29	24	1.5	1	0	1	6
2010 Jacksonville	16/16	84	52	32	4.0	0	0	4	6
NFL totals: 2 years	32/32	137	81	56	5.5	1	0	5	12

INTERCEPTIONS	GP/GS	NO	YDS	AVG	LG	TD
2010 Jacksonville	16/16	1	-3	-3.0	-3	0

JAGUARS TOP ATTENDED GAMES


TOP HOME ATTENDANCES

ATTENDANCE	DATE	OPPONENT	W/L	SCORE
76,877	Dec. 5, 2004	Pittsburgh Steelers	L	16-17
75,206	Jan. 23, 2000 *	Tennessee Titans	L	14-33
75,173	Jan. 15, 2000 *	Miami Dolphins	W	62-7
74,143	Dec. 28, 1998	Pittsburgh Steelers	W	21-3
74,051	Oct. 12, 1998	Miami Dolphins	W	28-21
73,446	Dec. 7, 1997	New England Patriots	L	20-26

TOP ROAD ATTENDANCES

ATTENDANCE	DATE	OPPONENT	W/L	SCORE
89,450	Oct. 1, 2006	Washington Redskins	L (ot)	30-36
81,395	Oct. 1, 2010	Dallas Cowboys	W	35-17
78,817	Jan. 10, 1999 *	New York Jets	L	24-34
78,533	Nov. 28, 2010	New York Giants	L	20-24
78,337	Nov. 3, 2002	New York Giants	L	24-17
78,216	Oct. 11, 1999	New York Jets	W	16-6

* Playoff game

**DAWAN
LANDRY****26**

6-0 • 210 LBS.
GEORGIA TECH
BORN DECEMBER 30, 1982
BOULTE, LOUISIANA
ACQ. UNRESTRICTED FREE AGENT (BALTIMORE) 2011
EXP.: 6TH YEAR

S

GAMES PLAYED/STARTED: 2006 (16/14, 1/1), 2007 (16/16), 2008 (2/2), 2009 (16/16, 2/2), 2010 (16/16, 2/2)

NFL TOTALS: 66 games, 64 starts

POSTSEASON TOTALS: 5 games, 5 starts

TRANSACTIONS: Originally drafted by Baltimore in the fifth round (146th overall) of the 2006 draft ... Signed by Jacksonville as an unrestricted free agent on 7/31/11.

PRO: Sixth-year safety spent the past five seasons with the Baltimore Ravens ... Smart, athletic, sure tackler ... Started 64 of 66 games and has made seven starts in the postseason ... Has nine career INTs and 34 passes defended ... Career totals also include 387 tackles (294 solo), five sacks, one forced fumble and one fumble recovery ... Has 25 career special teams tackles ... Started all 16 games in three of five seasons ... Registered a career-best 111 tackles in 2010 ... Was a fifth-round draft pick of the Ravens in 2006 ... College teammate of Jaguars LB Daryl Smith at Georgia Tech ... Brother, LaRon Landry, plays for the Washington Redskins ...

2010: Started all 16 games at SS for the second consecutive season ... Ranked second on the club with a career-high 111 tackles (83 solo) and added one sack, one forced fumble and one fumble recovery ... Added five special teams tackles ... Also returned a lateral from Ed Reed off an INT 23 yards for a TD on **11/21 at CAR** ... Established a career high with 12 tackles on **10/17 at NE** ... Had five tackles on **11/28 vs. TB** before leaving game with a concussion ... Posted seven tackles with two passes defended and a forced fumble on **12/13 at HOU** ... Led team with three special teams tackles on **12/26 at CLE** ... Started both postseason games and led team with 14 tackles ... Produced four tackles and an INT in AFC Wild Card win on **1/9 at KC**. Intercepted Matt Cassel, leading to a Ravens TD ... Led team with a postseason career-high 10 tackles and a half-sack in the AFC Divisional Playoff game on **1/15 at PIT** ...

2009: Started all 16 games at SS ... Earned team's Ed Block Courage Award after returning to starting lineup following a spinal cord concussion suffered in 2008 ... Ranked second on team with 82 tackles (74 solo) and tied for team lead with four INTs ... Added 11 passes defended and 10 special teams tackles ... Totaled three tackles, one pass defended and intercepted Peyton Manning on **11/22 vs. IND** ... **11/16 at CLE:**

Registered six solo tackles and an INT, which he returned a career-long 48 yards for a TD ... Finished with seven tackles, two passes defended one INT in two postseason games ... Recorded seven tackles and an INT on **1/10 at NE** in AFC Wild Card win. Also received a lateral from Ed Reed on an INT and advanced it 25 yards ...

2008: Saw action in two games before being placed on injured reserve (neck/spinal cord concussion) ... Suffered the injury making a tackle on **9/21 vs. CLE** ... Finished season with 14 tackles (nine solo) ...

2007: Started all 16 games for the first time in career ... Totaled 91 tackles (73 solo), seven passes defended, one sack ... Recorded seven tackles and one QB hit as the Ravens finished with five INTs on **10/14 vs. STL** ... Posted a career-high 11 tackles (eight solo) on **12/23 at SEA** ...

2006: Appeared in all 16 games as a rookie with 14 starts ... Made 89 tackles (55 solo), a career-high five INTs and three sacks along with 13 passes defended ... The 89 tackles were second-highest rookie total in team history and he led all rookies in INTs ... Named to Pro Football Weekly/Professional Football Writers of America All-Rookie Team ... Made first career start on **9/10 at TB** and had five tackles and one pass defended ... Had first career INT on **10/15 vs. CAR**, snapping Jake Delhomme's streak of a franchise-record 150 passes without an INT ... Made career-high two INTs and returned one for 12 yards for first career TD on **10/29 at NO** ... Had 10 tackles (seven solo) and first career sack on **11/12 at TEN**.

COLLEGE: Played in 50 career games with 37 starts ... Was originally recruited as a QB, but moved to the secondary as freshman ... Finished career with 240 tackles, the third-most in school history ... Added 20.5 tackles for loss, seven INTs and three sacks ... Earned second-team All-ACC



honors as senior at FS ... Spent sophomore and junior seasons at FS ... Played in every game on special teams as redshirt freshman ... Graduated in 2005 with a degree in business management.

PERSONAL: Single ... Attended Hahnville High (La.) ... Starred at QB and threw for 1,291 yards, rushed for 1,575 yards and accounted for 25TDs as senior ... Led team to 11-0 regular season

record before falling in the second round of the playoffs ... Also lettered in basketball ... Younger brother, LaRon, was drafted by the Washington Redskins in the first round (sixth overall) in the 2007 NFL Draft ... Participated in Play 60 initiative in Baltimore ... Supported several Ravens charitable events ... Full name: Dawan Frank Landry.

DAWAN LANDRY'S REGULAR SEASON STATISTICS

TACKLES		GP/GS	TKL	SOLO	ASST	ST	SACKS	FF	FR	PD
2006	Baltimore	16/14	89	55	34	4	3.0	0	0	13
2007	Baltimore	16/16	91	73	18	5	1.0	0	0	7
2008	Baltimore	2/2	14	9	5	1	0.0	0	0	0
2009	Baltimore	16/16	82	74	8	10	0.0	0	0	11
2010	Baltimore	16/16	111	83	28	5	1.0	1	1	3
NFL totals: 5 years		66/64	387	294	93	25	5.0	1	1	34

INTERCEPTIONS		GP/GS	NO	YDS	AVG	LG	TD
2006	Baltimore	16/14	5	101	20.2	37	1
2007	Baltimore	16/16	0	0	0.0	0	0
2008	Baltimore	2/2	0	0	0.0	0	0
2009	Baltimore	16/16	4	89	22.2	48t	1
2010	Jacksonville	16/16	0	23	0.0	23t	1
NFL totals: 5 years		66/64	9	213	21.1	48t	3

DAWAN LANDRY'S POSTSEASON STATISTICS

TACKLES		GP/GS	TKL	SOLO	ASST	SACKS	FF	FR	INT	PD
2006	Baltimore	1/1	1	0	1	0.0	0	0	0	0
2009	Baltimore	2/2	7	4	3	0.0	0	0	1	2
2010	Baltimore	2/2	14	7	7	0.5	0	0	1	2
NFL totals: 5 years		5/5	22	11	11	0.5	0	0	2	4

REGULAR SEASON ATTENDANCE HISTORY

	HOME TOTAL	HOME AVG.	ROAD TOTAL	ROAD AVG.	TOTAL	AVG.
1995	554,814	69,352	467,619	58,452	1,022,433	63,902
1996	533,533	66,692	382,383	47,798	915,916	57,245
1997	557,547	69,693	420,543	52,568	978,090	61,130
1998	561,472	70,184	490,956	61,370	1,052,428	65,777
1999	540,805	67,601	524,545	65,568	1,065,350	66,584
2000	482,510	60,314	509,447	53,681	991,957	61,997
2001	483,542	60,443	504,237	63,030	987,779	61,736
2002	450,216	56,277	525,010	65,626	975,226	60,952
2003	449,700	56,213	552,556	69,070	1,002,256	62,641
2004*	555,464	69,433	496,092	62,012	1,051,556	65,722
2005*	525,519	65,690	512,337	64,042	1,037,856	64,866
2006"	534,866	66,858	569,186	71,148	1,104,052	69,003
2007*	522,261	65,283	544,420	68,053	1,066,681	66,668
2008*	522,778	65,347	531,535	66,442	1,054,313	65,895
2009*	397,214	49,652	553,947	69,243	951,161	59,448
2010*	504,262	63,033	557,341	69,688	1,061,603	66,351

* Tickets Distributed




AUSTEN LANE

6-5 • 274 LBS.
MURRAY STATE
BORN NOVEMBER 9, 1987
IOLA, WISCONSIN
ACQ. 5TH ROUND OF 2010 DRAFT
EXP.: 2ND YEAR

92

DE

GAMES PLAYED/STARTED: 2010 (11/9)

NFL TOTALS: 11 games, 9 starts

POSTSEASON TOTALS: 0 games, 0 starts

TRANSACTIONS: Originally drafted in the fifth round (153rd overall) of the 2010 draft.

PRO: Second-year DE saw extensive action as a rookie ... Was inserted into the starting lineup for the final nine games following injury to Aaron Kampman ... Finished season with 13 QB pressures ... Was regarded as top defensive player in FCS ranks at Murray State ... Finished career with a school-record 29 sacks and 55 tackles for loss ... College head coach was Jaguars' current offensive quality control coach Matt Griffin ... Received only one scholarship offer out of high school, by Murray State ... First player drafted by the Jaguars from Murray State in franchise history, and the highest-drafted player in school history ...

2010: Played in 11 games as a rookie and made nine starts ... His nine starts were the second-most among rookies (Tyson Alualu, 16) ... Was youngest (11/9/87) defensive end in the NFL to start eight or more games in 2010 ... Totaled 33 tackles (20 solo), 13 QB pressures and two tackles for loss ... Was inactive for the first four weeks and started final nine games following injury to Aaron Kampman ... Made NFL debut on **10/10 at BUF** and played four snaps ... Was inactive **10/24 at KC** ... Earned first career start at DE on **10/31 at DAL** and had three tackles, one tackle for loss and two QB hits ... Made two tackles on **11/14 vs. HOU** and followed with three tackles on **11/21 vs. CLE** ... Tallied five tackles and two QB hits on **11/28 at NYG** ... Registered four tackles on 23 snaps on **12/5 at TEN** ... Produced career-high six tackles including one for loss along with one QB hit on **12/18 at IND** ... Played a season-high 44 snaps on **12/26 vs. WAS** and had five tackles and two QB hits ... Concluded season on **1/2 at HOU** and recorded two tackles and one QB hit.


COLLEGE: Started 40 of 43 games ... Holds school record with 29 sacks and 55 tackles for loss ... Totaled 211 tackles, 42 QB pressures, seven forced fumbles, three fumble recoveries, five passes defended, one INT and four blocked kicks ... Became first player in

school history with 10-plus sacks and 20-plus tackles for loss in two different seasons ... Started all 11 games at RDE as a senior and finished with career-high 65 tackles ... Recorded 11 sacks, 20.5 tackles for loss and 19 QB pressures ... Served as team captain ... First-team FCS All-America selection by The NFL Draft Report ... Named OVC Defensive Player of the Year by The Gridiron Report ... Ranked fourth in the nation with an average of 1.1 sacks per game and ranked third with 1.86 tackles for loss per game ... Tied for fifth in nation with four forced fumbles ... Scooped up a fumble and scored a TD in the Senior Bowl ... Played in 12 games with 10 starts as a junior ... First-team All-America and All-OVC selection by The NFL Draft Report ... Led OVC and ranked fourth in the FCS with 12 sacks and 22 tackles for loss, both school single-season records ... Added 11 QB pressures, three fumble recoveries, three forced fumbles and one blocked kick ... Added 20 pounds of muscle prior to his junior season ... Made 10 starts at RDE as a sophomore and led DL with 49 tackles ... Ranked second on club with 3.5 sacks and 8.5 tackles for loss ... Added six QB pressures, one pass defended and one blocked kick ... Started nine of 10 games as a freshman at RDE ... Totaled 34 tackles, 2.5 sacks and blocked two extra point attempts (PATs) ... Added six special teams tackles ... Majored in journalism.

PERSONAL: Single ... Resides in Iola, Wis. ... Attended Iola-Sandinavia High School ... Had less than 60 people in his graduating class ... Totaled 14.5 sacks, 134 tackles, four fumbles and blocked five kicks as a senior ... Added 31 receptions for 717 yards (23.1 avg.) and 13 TDs ... Earned all-conference and all-region honors as both DE and TE ... Also lettered for two seasons on basketball team ... Made several appearances on behalf of Team Teal ... Signed autographs at annual Blood Drive at EverBank Field ... Distributed food to local families at Winn-Dixie ... Son of Julie and Mark Maher ... Full name: Austen D. Lane.

AUSTEN LANE'S REGULAR SEASON STATISTICS

TACKLES	GP/GS	TKL	SOLO	ASST	SACKS	FF	FR	PD	TFL
2010 Jacksonville	11/9	33	20	13	0.0	0	0	0	2

**MARCEDES
LEWIS****89****6-6 • 275 LBS.****UCLA****BORN MAY 19, 1984****LONG BEACH, CALIFORNIA****ACQ. 1ST ROUND OF 2006 DRAFT****EXP.: 6TH YEAR****TE****GAMES PLAYED/STARTED:** 2006 (15/3), 2007 (16/16, 2/2), 2008 (16/15), 2009 (15/15), 2010 (16/16)**NFL TOTALS:** 78 games, 65 starts**POSTSEASON TOTALS:** 2 games, 2 starts**TRANSACTIONS:** Originally drafted in the first round (28th overall) of the 2006 draft.

PRO: Jaguars' first Pro Bowl tight end who earned honors in 2010 after career-best season ... The eighth-leading touchdown scorer in franchise history with 17, ranks fourth in receiving TDs and has the most by a TE ... Has started 65 of 78 career games and has missed only two games in five-year career ... Is recognized as a top receiving TE but is widely considered one of league's best blocking TEs as well ... Former first-round draft pick ranks eighth in team history and third among TEs with 181 career receptions for 2,224 yards and 17 TDs ... Owns team record for career TDs by a TE, as well as tying record for single season TD receptions (10) in 2010 ... Has 20 career receptions of 25-plus yards, the most by a Jaguars TE in team history ... Led all NFL TEs in average per catch in 2009 and again in 2010 ... One of only three TEs in franchise history and 14 players overall with 100-plus receptions ... Named to Player Leadership Council in 2008 ... Highest drafted TE in Jaguars history ... Winner of 2005 Mackey Award, given to nation's top collegiate TE ... Second TE taken in 2006 draft behind Maryland's Vernon Davis (6th overall) ... Was teammate of Jaguars RB/KR Maurice Jones-Drew at UCLA ... Former basketball player who was heavily recruited to college ...

2010: Earned first Pro Bowl honors after career-best 58 receptions for 700 yards and 10 TDs ... The 10 TDs tied a single-season franchise record ... Was voted backup for Pro Bowl but became starter after Antonio Gates withdrew ... Receptions and yards were second-best ever by a Jaguars TE ... Finished second on team and ninth among NFL TEs in receptions, and his 12.1-yard average and 10 TDs were tops among TEs ... Started all 16 games for second time in career and was only Jaguar to make multiple receptions in every game ... Ranked second on club with 88 passes thrown his way and 37 receptions resulting in first downs ... Tied with Mike Thomas for team-lead with six receptions of 25-plus yards ... Named to Peter King's CNN.com NFL All-Pro Team ... Blocked for a rushing attack that ranked third in the NFL (149.7) ... **9/12 vs. DEN:** Scored on both catches, from 21 and 10 yards to lead win ... Had season-high 70 receiving yards **9/19 at SD** ... Caught 15-yard TD pass on **10/3 vs. IND** and followed with 2 TDs on **10/10 at BUF**, breaking team

single-season record for TEs with fifth TD ... **10/31 at DAL:** Turned in third multiple-TD game of season including season-long 42-yarder. Nine-yard TD catch was 14th of career, breaking team TE record held by Kyle Brady (13) ... **11/21 vs. CLE:** Made five receptions for 66 yards and eighth TD of season ... Scored on **12/12 vs. OAK** and tied career-high with 6 receptions for 63 yards **12/19 at IND** ... Scored 10th TD in finale **1/2 at HOU** to tie team single season record for TD receptions held by Reggie Williams ...

2009: Started 158 games at TE and produced then career-high 518 yards on 32 receptions for two touchdowns ... Led team with 16.2 average per reception, the highest average per reception among NFL tight ends ... Tied for team-lead and ranked fourth among NFL tight ends with career-high eight receptions of 25-plus yards, the most in a season by a Jaguars TE ... Sustained a head injury in week 16 and was inactive for the season-finale ... **9/13 at IND:** Had three receptions for 23 yards in season-opener ... **9/20 vs. ARI:** Posted three receptions for 62 yards with a 25-yard TD reception ... **10/4 vs. TEN:** Had four receptions for career-high 76 yards and became only third TE (Pete Mitchell, Kyle Brady) to surpass 100 career receptions. Recorded a 33-yard TD pass from David Garrard ... **11/15 at NYJ:** Registered 58 yards on two receptions including a 33-yard reception on the game-winning drive in the fourth quarter. Made an acrobatic 25-yard catch in the second quarter ... **11/22 vs. BUF:** Finished with 70 yards on three receptions including a 35-yard catch in the fourth quarter. The 35-yard reception tied Kyle Brady (6, 2000) for the most receptions of 25-plus yards in a season by a TE ... **11/29 at SF:** Totaled three receptions for 40 yards including a 22-yard grab in the third quarter ... **12/6 vs. HOU:** Hooked up with Garrard for a career-long 47-yard reception in the first quarter ... **12/17 vs. IND:** Produced 53 yards on four receptions with a long of 25 yards. Established a career-high for single-season receiving yards ... **12/27 at NE:** Sustained head injury in the first quarter and did not return ...

2008: Played in all 16 games for the second con-



secutive season and made 15 starts ... Finished with 41 receptions for 489 yards and two TDs ... Became first Jaguars TE since Kyle Brady (43, 2002) to have 40-plus receptions in a season and had the most receiving yards by a tight end since 2000 (Brady, 729) ... Had four-plus receptions in five games and finished with a reception of 19-plus yards in eight of the last 12 games ... Selected to USA Today All-Joe Team, which goes to players and coaches who have overachieved and are often overlooked ... **10/5 vs. PIT:** Scored first TD of the season on a 24-yard pass from David Garrard ... **10/12 at DEN:** Registered second straight game with a TD with 30-yard reception for the game-winning score. Finished with three receptions for 64 yards ... Recorded four receptions for 64 yards on **11/9 at DET** ... Posted four receptions for 41 yards on **11/23 vs. MIN** ... Made season-high six receptions for 55 yards on **12/18 vs. IND** ...

2007: Started a career-high 16 games and both playoff games ... Finished with 37 receptions for 391 yards and two TDs ... Only player to start all 16 games ... Helped pave the way for the Jaguars to rank second in the NFL with 2,391 rushing yards (149.4 avg.), the second-most in team history ... **9/9 vs. TEN:** Tied for team-lead with four receptions for 35 yards ... **9/23 at DEN:** Led team with three receptions for 44 yards ... **11/18 vs. SD:** Scored first TD of the season on pass from David Garrard ... **11/25 vs. BUF:** Recorded five receptions for 57 yards ... **12/2 at IND:** Had five receptions including a two-yard TD pass ... **1/5 at PIT:** Started at TE in AFC Wild Card game and totaled two receptions for 16 yards in first career postseason game ... **1/12 at NE:** Led team with 74 receiving yards on four receptions in AFC Divisional game ...

2006: Played in 15 games with three starts ... Totaled 13 receptions for 126 yards and one TD ... Missed final three preseason games after suffering ankle injury in preseason opener **8/12 at MIA** and was inactive for season-opener on **9/10 vs. DAL** ... **10/1 at WAS:** Registered 31-yard yard catch ... **10/8 vs. NYJ:** Made first career start ... **11/26 at BUF:** Scored first career TD on one-yard pass from David Garrard.

COLLEGE: Winner of 2005 Mackey Award, given to nation's top TE ... Started 32 of 49 games in four

seasons ... Set school record for TEs with career totals of 126 receptions for 1,571 yards and 21 TDs ... Unanimous All-America and All-Pac 10 selection as a senior, finishing with 59 receptions for 741 yards and 10 TDs ... Second among Division I-ATEs with 4.8 receptions per game as a senior ... Started 10 of 12 games as a junior and recorded team-high seven receiving TDs .. Started eight of 13 games as a sophomore and ranked second on team with 30 receptions for 377 yards and three TDs ... Appeared in all 12 games with two starts as a true freshman ... Majored in history.

PERSONAL: Single ... Resides in Long Beach, Calif. ... Attended Poly (Long Beach, Calif.) High ... Was heavily recruited in basketball after lettering for three years ... Played QB as a freshman before moving to TE for final three seasons ... Named Parade All-America, Super Prep Elite 50 and Super Prep All-America as senior ... Had 44 receptions for 710 yards and seven sacks at DE as a senior ... Supports the charitable efforts of his teammates ... Honored with 2008 Morgan Stanley Smith Barney Community Leader of the Year Award for his work in the community ... Is a frequent visitor to the Jacksonville Humane Society where he was guest at Camp Kindness in 2009 and served as judge at the 2010 Fur Ball Gala ... Has an English Mastif, Crush ... Established the Mercedes Lewis Foundation in 2009 to support youth by awarding scholarships to those that wouldn't be able to participate in sports without financial assistance. The ultimate goal is to send a child from Long Beach to college on a full scholarship on an annual basis ... Served as guest speaker in 2009 and 2010 to graduating class at Long Beach Poly ... Hosted youth football camp the last three years at Long Beach State University. ... Participated both financially and in person at the 2009 Shop with a Jock event at Wal-Mart where more than 50 children from the Bridge of Northeast Florida and the Mali Vai Washington Kids Foundation were treated to a shopping spree ... Attended several Team Teal events in 2010 ... Participated in basketball shooting contest in 2010 to raise for First Coast High School ... Featured in commercial for Jacksonville Orthopaedic Institute ... Purchased gift cards for children of Daniel Memorial in December 2010 ... Says of his mother, Yvonne Withers, "the strongest person I know" as she gave birth to him at 15 years old ... Full name: Mercedes Alexis Lewis.

MARCEDES LEWIS' REGULAR SEASON STATISTICS

RECEIVING	GP/GS	NO	YDS	AVG	LG	TD
2006 Jacksonville	15/3	13	126	9.7	31	1
2007 Jacksonville	16/16	37	391	10.6	25	2
2008 Jacksonville	16/15	41	489	11.9	30t	2
2009 Jacksonville	15/15	32	518	16.2	47	2
2010 Jacksonville	16/16	58	700	12.1	42t	@10
NFL totals: 5 years	78/65	181	2,224	12.3	47	17

@Team record

MARCEDES LEWIS' POSTSEASON STATISTICS

RECEIVING	GP/GS	NO	YDS	AVG	LG	TD
2007 Jacksonville	2/2	6	90	15.0	34	0

**RASHEAN
MATHIS****27****6-1 • 193 LBS.
BETHUNE-COOKMAN
BORN AUGUST 27, 1980
JACKSONVILLE, FLORIDA
ACQ. 2ND ROUND OF 2003 DRAFT
EXP.: 9TH YEAR****CB****GAMES PLAYED/STARTED:** 2003 (16/16), 2004 (16/16), 2005 (16/16,1/1), 2006 (16/16), 2007 (14/14, 2/2), 2008 (12/12), 2009 (10/10), 2010 (16/16)**NFL TOTALS:** 116 games, 116 starts**POSTSEASON TOTALS:** 3 games, 3 starts**TRANSACTIONS:** Originally drafted in the second round (39th overall) of the 2003 draft.

PRO: Veteran cornerback owns franchise records with 29 career INTs, three INT returns for touchdowns, 511 INT return yards and 33 takeaways ... Ranked sixth in team history with 116 starts since he was selected in the second round of the 2003 draft and ninth in games played ... Career totals include 502 tackles (370 solo), four forced fumbles, four fumble recoveries, 91 passes defended, 12 tackles for loss and one sack ... Added 10 special teams tackles ... Added one kickoff return and six punt returns ... Ranked tied for seventh in the NFL from 2004-10 with 27 INTs ... Recorded two INT returns for TDs in 2008, tied for the second-most in the NFL and tied Aaron Beasley (1999) for the single-season franchise record ... Became first Jaguars CB to be voted to the Pro Bowl as he was named a starter in 2006 and was named first alternate in 2007 ... Started 74 consecutive games to begin his career before missing two games in 2007 with a groin injury, the second-longest streak in franchise history ... Recorded three of the four longest INT returns in franchise history including a 72-yard return for a score against Pittsburgh on Oct. 5, 2008, the second-longest in team history ... Owns two of the three top marks for INT return yards in a season including the second-most of 151 in 2008 ... Has recorded four two-INT games ... Had two INTs on back-to-back possessions including one for a TD in 2007 post-season win at Pittsburgh, the Jaguars' first post-season win since 1999 ... Part of defense that set the franchise record for INTs in 2006 and 2007 with 20 ... Tied for third in the NFL with a team-record eight INTs in 2006 ... Became only fifth Jaguar to make 16 starts as a rookie, starting first six games at free safety and 10 at CB ... First player chosen by Jaguars out of Bethune-Cookman ... Fourth-highest defensive back ever chosen by Jaguars behind Donovan Darius (No. 25 in 1998), Fernando Bryant (No. 26 in 1999), and Reggie Nelson (No. 21 in 2007) ... Was one of college football's best ever at intercepting the football (14 in 2002, 31 total) ... Native of Jacksonville played football at Englewood High School ...

2010: Started all 16 games at LCB for the fifth

time in his career and first time since 2006 ... One of only eight players to start all 16 games ... Compiled 59 tackles (36 solo), seven passes defended and one INT ... **9/12 vs. DEN:** Recorded four tackles and a team-high two passes defended ... Tallied three tackles on **9/19 at SD** and **9/26 vs. PHI** ... **10/18 vs. TEN:** Did not miss a snap and totaled four tackles ... Made a season-high seven tackles in back-to-back games on **10/24 at KC** and **10/31 at DAL** ... Registered only INT of the season against the Cowboys on Jon Kitna ... Posted four tackles on **11/21 vs. CLE** and **11/28 at NYG** ...

2009: Made 10 starts at LCB and missed six games due to injuries ... Totaled 40 tackles, three INTs, seven passes defended, two forced fumbles and one QB pressure ... Ranked second on the team with three INTs and four takeaways and tied for team-lead in passes defended ... Served as team captain ... **9/13 at IND:** Played all 70 snaps and finished with three tackles and two passes defended ... **9/20 vs. ARI:** Had six tackles, one forced fumble and one fumble recovery ... **9/27 at HOU:** Recorded a takeaway in his second consecutive game with an INT of Matt Schaub on the opening drive of the game ... **10/11 at SEA:** Totaled seven tackles and one pass defended on 60 plays ... **10/18 vs. STL:** Intercepted Marc Bulger in the end zone in the first quarter ... **11/1 at TEN:** Inactive (finger) ... **11/15 at NYJ:** Intercepted Mark Sanchez on the first play of the game and forced a Braylon Edwards fumble in the third quarter that was recovered by Clint Ingram ... Missed four consecutive games with a groin injury, **11/22 vs. BUF**, **11/29 at SF**, **12/6 vs. HOU** and **12/13 vs. MIA** ... **12/17 vs. IND:** Returned to the lineup and had six tackles on 52 snaps ... **12/27 at NE:** Played only 27 snaps and made two tackles ... Was inactive (groin) for the season-finale on **1/3 at CLE** ...

2008: Started first 12 games at LCB before suffering a season-ending knee injury on Dec. 1 at Houston ... Served as team captain ... Tied for team-lead with four INTs for a team-high 151



return yards and returned two for TDs ... The two returns for TDs tied for first in the AFC and second in the NFL, and the 151 return yards ranked fifth in the NFL ... Finished with 33 solo tackles, one sack, one forced fumble, one fumble recovery and five passes defended ... **9/21 at IND:** Recorded first INT of the season off Peyton Manning and returned it 61 yards for a TD, the third-longest INT return in franchise history, in 23-21 win ... **9/28 vs. HOU:** Left game in the second quarter with a bruised shin and did not return ... **10/5 vs. PIT:** Picked off Ben Roethlisberger and returned it 72 yards for a TD, setting a franchise record with his third career INT return for a score. The 72-yard return was the second-longest in team history ... **10/12 at DEN:** Recovered a fumble off Jay Cutler in the second quarter ... **11/9 at DET:** Made third INT of the season off Daunte Culpepper on the opening drive ... **11/23 vs. MIN:** Had five solo tackles including his first career sack ... **12/1 at HOU:** Stepped in front of a Sage Rosenfels pass in the first half for his first career INT against the Texans. Suffered a sprained knee just before halftime and did not return ... Was placed on injured reserve for first time in career on Dec. 5 ...

2007: Started all 14 games played and both postseason games ... Finished with 67 tackles (47 solo), one INT, seven passes defended, one fumble recovery and two tackles for loss ... Named first alternate for Pro Bowl ... Did not miss a snap in 10 of 14 games ... **9/9 vs. TEN:** Registered six tackles and only INT of the season as he picked off Vince Young and returned it 23 yards ... **9/23 at DEN:** Had three solo tackles and recovered one fumble ... **10/28 at TB:** Broke up pass attempt on fourth down to end the game and tipped a ball earlier in the game that was intercepted by Reggie Nelson ... **11/18 vs. SD:** Left game with a groin injury and did not play in the second half ... **11/25 vs. BUF:** Was inactive with groin injury, ending a streak of 74 consecutive starts. Marked first time he missed a game ... **12/2 at IND:** Returned to lineup and made two tackles ... **12/30 at HOU:** Was healthy deactivation in regular season finale ... **1/5 at PIT:**

Started at LCB in AFC Wild Card game and tied a team-record with two INTs. Returned first INT of Ben Roethlisberger a team-record 63 yards for a TD. Intercepted his second pass on the ensuing possession. Totaled four tackles (three solo) and one pass defended. Joined Aaron Beasley (1/15/00) as the only Jaguars to have two INTs in a postseason game ... **1/12 at NE:** Started at LCB and recorded six solo tackles in AFC Divisional Playoff game ...

2006: Started all 16 games at LCB for the third straight season, his fourth straight with 16 starts overall ... Voted as starter for Pro Bowl and was named to Associated Press All-Pro team ... Recorded 71 tackles (54 solo) and team-record eight INTs for 146 INT return yards ... The eight INTs surpassed the previous single-season record of six set by Aaron Beasley (1999) and Marlon McCree (2002) ... The 146 INT return yards ranked second in team history ... Helped club set a franchise record with 20 INTs, one year after tying the franchise record of 19 ... **9/10 vs. DAL:** Had eight tackles and one INT ... **9/18 vs. PIT:** Put together one of the best games of his career with two fourth quarter INTs. Named AFC Defensive Player of the Week for his performance ... **10/1 at WAS:** Had one INT along with five tackles ... **11/5 vs. TEN:** Posted second multi-INT game of the season as he intercepted QB Vince Young twice. Returned second INT 55 yards to the Titans' one-yard line ... **12/3 at MIA:** Collected his team-record seventh INT along with seven tackles and three passes defended, including a deflection in the end zone that was intercepted by Gerald Sensabaugh ... **12/31 at KC:** Concluded season with five tackles and one INT ...

2005: Started all 16 games for the third consecutive season and 48 consecutive games to begin his career ... Team leader with five INTs and 13 passes defended ... Recorded 70 tackles (46 solo), four special teams tackles and blocked a field goal ... Added one punt return ... **9/11 vs. SEA:** Recovered a fumble on the opening kickoff ... **9/25 at NYJ:** Collected first INT of the season off Chad Pennington in overtime to help Jaguars to

JAGUARS DEFENSIVE SCORES

In 16 seasons, the Jaguars have scored 18 regular season touchdowns on defense and three in the playoffs. Here are the 10 scored under Jack Del Rio:

DATE	OPPONENT	PLAYER	SCORE
Nov. 2, 2003	at Baltimore	Akin Ayodele	15-yard fumble return
Oct. 16, 2005	at Pittsburgh	Rashean Mathis	41-yard interception return
Nov. 13, 2005	vs. Baltimore	Mike Peterson	26-yard interception return
Nov. 5, 2006	vs. Tennessee	Scott Starks	55-yard interception return
Oct. 28, 2007	at Tampa Bay	Aaron Glenn	28-yard interception return
Dec. 9, 2007	vs. Carolina	Clint Ingram	39-yard interception return
Oct. 14, 2007	vs. Houston	Daryl Smith	77-yard fumble return
Jan. 5, 2008	at Pittsburgh	Rashean Mathis	63-yard interception return
Sept. 21, 2008	at Indianapolis	Rashean Mathis	61-yard interception return
Oct. 5, 2008	vs. Pittsburgh	Rashean Mathis	72-yard interception return



26-20 win ... **10/2 vs. DEN:** Blocked a Jason Elam field goal and added seven tackles (two solo) ... **10/16 at PIT:** Partially blocked a Chris Gardocki punt to help set up a field goal and returned a Tommy Maddox pass 41 yards for the game-winning TD in overtime ... **10/30 at STL:** Recorded second career two-INT game as he picked off Jamie Martin twice ... **12/4 at CLE:** Led secondary with 11 tackles (six solo) before suffering a broken finger in the fourth quarter ... **1/1 vs. TEN:** Notched fifth INT of the season in regular season finale off Matt Mauck ... **1/7 at NE:** Started AFC Wild Card game and tallied six tackles ...

2004: Started all 16 games for the second consecutive season ... Shared team lead with five INTs and 22 passes defended ... Recorded 71 tackles (54 solo), one forced fumble and returned one punt for eight yards ... Settled into the LCB spot after switching from safety in rookie season ... Missed only two snaps all season ... Had one punt return for eight yards ... **9/26 at TEN:** Received defensive game ball for best performance of the season, finishing with six solo tackles, one tackle for loss, one INT, one pass defended, one forced fumble and a QB pressure ... **11/14 vs. DET:** Received second defensive game ball, recording three solo tackles, six passes defended and one INT ... **12/19 at GB:** Had career day at Lambeau Field. Tallied six tackles, five passes defended and a career-high two INTs off Brett Favre ... **1/2 at OAK:** Finished season with six tackles, four passes defended and an INT off Kerry Collins ...

2003: Started all 16 games as a rookie with first six at free safety and last 10 at RCB ... Second-round draft choice finished fifth on team with 91 tackles (72 solo) ... Added two INTs and one fumble recovery ... **9/7 at CAR:** Started at FS in first NFL game, seeing action on all 61 plays. Became only the sixth Jaguars defensive rookie to start on opening day. Made two solo tackles, one INT (of Jake Delhomme) and one pass defended. Added one punt return for one yard and one fair catch ... **10/12 vs. MIA:** Started at FS, but played final third of game at RCB in place of injured Jason Craft ... **10/26 vs. TEN:** Made first NFL start at RCB in place of injured Jason Craft and played on all 65 plays ... **11/16 at TEN:** Recorded an interception off Steve McNair.

COLLEGE: Three-time Division I-AA All-American who intercepted 31 passes in four seasons ... Played both CB and FS, in addition to excelling as a punt returner and a sprinter on track team ... Three-time All-Conference ... First defensive back to win the Buck Buchanan Award (Division I-AA's top defensive player), after shattering I-AA season records for INTs and INT return yards as a senior ... Finished career with 200 tackles (144 solo), 41 pass deflections, three fumble recoveries and three forced fumbles ... Started 43 of 45 games played ... 31 INTs topped I-AA career-record of 28 by Dave Murphy of Holy Cross (1986-89) and 667 interception return yards broke all-time record of 488 yards by William & Mary's

Darren Sharper (1993-96) ... Unanimous All-America and All-Mid-Eastern Athletic Conference first-team pick as a senior. MEAC Player of the Year, team MVP and captain. ... Started every game at FS, setting NCAA season records with 14 INTs for 455 yards and three TDs, breaking marks of 12 pass thefts by Dean Cain of Princeton (1987) and 280 yards by Murray State's William Hampton (1995) ... All-America third-team selection by Football Gazette and All-MEAC first team as a junior ... Played FS, making 44 tackles (29 solo) ... Made four INTs for 65 yards and seven pass deflections, and recovered and forced a fumble ... Second-team All-America choice as a sophomore and All-MEAC first-team selection in first season at free safety ... Led Division I-AA with 11 INTs for 157 yards ... Majored in physical education.

PERSONAL: Married ... Lives in Jacksonville ... Attended Englewood High in Jacksonville ... Second-team All-State, first-team All-Conference and All-City selection ... Avid golfer ... Served as spokesperson for the RealSense Prosperity campaign from 2007-08, a program that encourages people to take advantage of free tax preparation offered by volunteers ... Teamed up with Activision Publishing and Pro vs. GI Joe in an online video game showdown in December of 2009 with military troops stationed across the world from the Touchdown Club at EverBank Field ... Played in the 2008 Heritage Golf Classic at the Jacksonville Beach Golf Club to benefit the Rhoda L. Martin Cultural Heritage Center ... Participated in the 2008 and 2010 Jacksonville Association of Firefighters charity softball tournament at Jacksonville University ... Attended the 21st-annual KUUMBA African-American Cultural Arts & Music Festival held at Brentwood Park ... Attended a school assembly at Long Branch Elementary in 2008 where he spoke to the students about the importance of getting an education ... Partnered with Home Depot and KaBoom! on a project to refurbish and build a new playground at a local YMCA ... Serves on the Jacksonville Parks, Recreation, Entertainment and Conservation Advisory Board ... Participated in Laterra Links Celebrity Shootout at King and Bear in May of 2008 to benefit the St. Johns County Council on Aging ... Supports and attends team sponsored events including annual Jaguars golf tournament, Draft Day Fan Fest and the Jacksonville Jaguars Foundation Playbooks reading initiative ... Served as a contestant on Wheel of Fortune NFL Week ... Served as co-host with teammate Scott Starks for the 2009 Stars and Strikes Celebrity Charity Bowl to benefit the Clara White Mission ... Served as celebrity waiter the last two years at Morton's Steakhouse for annual charity event that raises money for Wolfson and Shands Hospitals ... Served as celebrity judge for the 2010 GUNS N' HOSES event at Jacksonville Memorial Arena ... Spoke at state capital in Tallahassee on behalf of Florida Dairy about the importance of children eating healthy and getting more exercise ... Full name: Rashean Jamil Mathis.



RASHEAN MATHIS' REGULAR SEASON STATISTICS

TACKLES	GP/GS	TKL	SOLO	ASST	ST	SACKS	FF	FR	PD	TFL
2003 Jacksonville	16/16	91	72	19	3	0.0	0	1	15	7
2004 Jacksonville	16/16	71	54	17	1	0.0	1	0	22	1
2005 Jacksonville	16/16	70	46	24	4	0.0	0	0	13	0
2006 Jacksonville	16/16	71	54	17	2	0.0	0	0	15	2
2007 Jacksonville	14/14	67	47	20	0	0.0	0	1	7	2
2008 Jacksonville	12/12	33	33	0	0	1.0	1	1	5	0
2009 Jacksonville	10/10	40	28	12	0	0.0	2	1	#7	0
2010 Jacksonville	16/16	59	36	23	0	0.0	0	0	7	0
NFL totals: 8 years	116/116	502	370	132	10	1.0	4	4	91	12

INTERCEPTIONS	GP/GS	NO	YDS	AVG	LG	TD
2003 Jacksonville	16/16	2	0	0.0	0	0
2004 Jacksonville	16/16	#5	42	8.4	21	0
2005 Jacksonville	16/16	*5	79	15.8	41t	1
2006 Jacksonville	16/16	@8	146	18.3	55	0
2007 Jacksonville	14/14	1	23	23.0	23	0
2008 Jacksonville	12/12	#4	*151	37.8	72t	*2
2009 Jacksonville	10/10	3	46	15.3	29	0
2010 Jacksonville	16/16	1	24	24.0	24	0
NFL totals: 8 years	116/116	@29	511	17.6	72t	@3

PUNT RETURNS	GP/GS	NO	FC	YDS	AVG	LG	TD
2003 Jacksonville	16/16	2	3	7	3.5	6	0
2004 Jacksonville	16/16	1	0	8	8.0	8	0
2005 Jacksonville	16/16	1	0	-1	-1.0	-1	0
2006 Jacksonville	16/16	2	1	9	4.5	9	0
NFL totals: 8 years	116/116	6	4	23	3.8	9	0

ADDITIONAL STATISTICS: One kickoff return for seven yards in 2003; Fumble recovery on kickoff 9/11/05 vs. Seattle; Blocked FGA 10/2/05 vs. Denver; Deflected punt on 10/16/05 at Pittsburgh; Recovered muffed kickoff 12/11/05 vs. Indianapolis.

* Team leader # Shared team lead @ Team record

RASHEAN MATHIS' POSTSEASON STATISTICS

TACKLES	GP/GS	TKL	SOLO	ASST	ST	SACKS	FF	FR	PD	TFL
2005 Jacksonville	1/1	6	3	3	1	0.0	0	0	1	0
2007 Jacksonville	2/2	10	9	1	0	0.0	0	0	1	0
NFL totals: 8 years	3/3	16	12	4	1	0.0	0	0	2	0

INTERCEPTIONS	GP/GS	NO	YDS	AVG	LG	TD
2007 Jacksonville	2/2	2	64	32.0	63t	1

JAGUARS PRONUNCIATION GUIDE

Tyson Alualu _____	AH-lu AH-lu	Uche Nwaneri _____	OO-chay wah-NEHR-ee
Eben Britton _____	EBB-un	Kassim Osgood _____	kuh-SIM
Leger Douzable _____	LEE-JHAY DOO-zub-ul	Paul Posluszny _____	poz-LUZ-nee
David Garrard _____	guh-RARD	Marc Schiechl _____	SHY-kull
Kevin Haslam _____	HAZ-lum	Josh Scobee _____	SKO-bee
Deji Karim _____	DAY-jhee kuh-REEM	Tiquan Underwood _____	ty-KWAHN
Rashean Mathis _____	ruh-SHEEN	Bradley Vierling _____	VEER-ling

**JOHN
MATTHEWS****17****6-0 • 200 LBS.**
SAN DIEGO
BORN JULY 19, 1986
LITTLETON, COLORADO
ACQ. WAIVERS 2010 (INDIANAPOLIS)
EXP.: 2ND YEAR**WR****GAMES PLAYED/STARTED:** 2009 (ps), 2010 (2/0)**NFL TOTALS:** 2 games, 0 starts**POSTSEASON TOTALS:** 0 games, 0 starts**TRANSACTIONS:** Signed by Indianapolis as an undrafted rookie on 4/30/09 ... Waived on 9/5/09 ... Signed by Indianapolis to practice squad on 9/6/09 ... Waived on 12/1/09 ... Signed by Indianapolis to practice squad on 12/30/09 ... Waived by Indianapolis on 7/20/10 ... Claimed off waivers by Jacksonville on 7/21/10 ... Waived on 9/4/10 ... Signed by Jacksonville to practice squad on 9/5/10 ... Signed to active roster on 11/9/10.**PRO:** Second-year pro will compete for roster spot ... Saw action in two games for the Jaguars in 2010 ... Was originally signed as a rookie free agent by Indianapolis in 2009 ... Finished collegiate career with 50 receiving TDs including 21 as a senior ... Played under 49ers head coach Jim Harbaugh at San Diego ...**2010:** Was claimed off waivers by the Jaguars on July 21 ... Finished preseason with eight receptions for 83 yards and team-high two TDs ... Made NFL debut in season-opener on **9/12 vs. DEN** ... Spent next seven weeks on the club's practice squad ... Was signed to active roster on Nov. 9 ... Was inactive on **11/14 vs. HOU** ... Saw time at WR and on special teams on **11/21 vs. CLE** ... Inactive on **11/28 at NYG** ... DNP on **12/5 at TEN** ... Inactive on **12/12 vs. OAK, 12/18 at IND, 12/26 vs. WAS** and **1/2 at HOU** ...**2009:** Spent majority of the season on the Colts practice squad ... Was originally signed by the Colts as a rookie free agent and was waived in final cuts.**COLLEGE:** Four-year letterman at San Diego ... Finished career with 195 receptions for 3,615 yards and 50 TDs ... Team captain ... Played in 11 games as a senior and made 102 receptions for 1,478 yards and 21 TDs and averaged 134.4 receiving yards per game ... Set single-season school record in TD receptions for the second straight year ... Had at least seven receptions in 10 games and scored at least one TD in every game ... Had 10 receptions for 231 yards and three TDs vs. Azusa-Pacific ... Totaled 47 receptions for 1,088 yards and 16 TDs as a junior ... Tied school single-game receptions mark with 11 for 190 yards against Davidson ... Finished with 32 receptions for 649 yards and seven TDs as a sophomore ... Had 14 receptions for 400 yards and six TDs as a freshman and added 26.5-yard average on 13 kickoff returns ... Redshirted in 2004 ... Earned degree in finance.**PERSONAL:** Single ... Resides in San Diego, Calif. ... Born in Aurora, Col. ... Attended Regis Jesuit High School ... Earned all-state honors as a senior with 67 receptions for 1,188 yards ... Also lettered in track and field ... Full name: John Ryan Matthews.**JOHN MATTHEWS' REGULAR SEASON STATISTICS**

YEAR		GP/GS	NO	YDS	AVG	LG	TD
2010	Jacksonville	2/0	0	0	0.0	0	0

**LUKE
McCOWN****12**

6-4 • 217 LBS.
 LOUISIANA TECH
 BORN JULY 12, 1981
 JACKSONVILLE, TEXAS
 ACQ. TRADE 2009 (TAMPA BAY)
 EXP.: 8TH YEAR

QB

GAMES PLAYED/STARTED: 2004 (5/4), 2005 (0/0, 0/0), 2006 (0/0), 2007 (5/3), 2008 (2/0), 2009 (3/0), 2010 (1/0)

NFL TOTALS: 16 games, 7 starts

JAGUARS TOTALS: 4 games, 0 starts

POSTSEASON TOTALS: 0 games, 0 starts

TRANSACTIONS: Originally selected by Cleveland in the fourth round (106th overall) of the 2004 draft ... Acquired by Tampa Bay via trade with Cleveland on 4/24/05 ... Acquired by Jacksonville via trade with Tampa Bay on 9/6/09.

PRO: Veteran quarterback has played in 16 career games with seven starts ... Re-signed with the Jaguars in the offseason ... Career totals include 154 of 260 passing for 1,739 yards with 9TDs/10 INTs for 74.8 rating ... Added 22 rushes for 161 yards ... Has also spent time with Cleveland and Tampa Bay ... Was originally a fourth-round pick by Cleveland in 2004 and started a career-high four games as a rookie with the Browns ... Spent four seasons with Tampa Bay after trade from Browns ... Was acquired by the Jaguars in a trade with Tampa Bay on Sept. 6, 2009 for a seventh-round pick ... Has played in four games for the Jaguars over two seasons ... Posted a 91.7 passer rating in five games with Tampa Bay in 2007, completing 94 of 139 passes for 1,009 yards with five TDs and three INTs ... Threw for 12,994 yards and 88 TDs at Louisiana Tech ...

2010: Began season as backup to David Garrard ... Was 39 of 64 passing for 511 yards with five TDs and two INTs for a 99.2 rating in the preseason ... DNP in season-opener on **9/12 vs. DEN** ... Saw action in the fourth quarter on **9/19 at SD** and completed 11 of 19 passes for 120 yards but suffered a season-ending knee injury with 41 seconds remaining. Was placed on injured reserve on Sept. 21 ...

2009: Served as backup to David Garrard ... Acquired by the Jaguars via trade with Tampa Bay on Sept. 6 ... Saw action in three games and completed one of three passes for two yards ... Was active but did not play in 13 games ... **10/11 at SEA:** Saw first action as a Jaguar in relief of Garrard in the fourth quarter. Completed his only pass for two yards and was sacked once for three yards ... **11/1 at TEN:** Was 0 for 2 passing and was sacked once in late fourth quarter action ... **12/27 at NE:** Saw action for one snap ...

2008: Played in two games for the Buccaneers ... Appeared briefly on **10/12 vs. CAR** ... Saw action as a reserve on **12/21 vs. SD** and had two carries for 16 yards and one incomplete pass ...

2007: Appeared in five games with three starts ...

Was 94 of 139 passing for 1,009 yards with five TDs and three INTs for 91.7 rating ... Saw limited action as a reserve on **9/9 at SEA** and was 1 of 4 passing for nine yards ... Made first start of the season on **12/2 at NO** and completed career-high 29 of 37 passes for 313 yards with two TDs for 108.7 rating. Tied QB Steve DeBerg for the second-most consecutive completions in a game in team history with 15 straight. Led team to a season-high 466 yards of total offense ... Started the following week on **12/9 at HOU** and was 25 of 38 passing for 266 yards ... Saw action as a reserve on **12/23 at SF** and totaled 18 of 32 passing for 185 yards with one TD and one INT ... Started season finale on **12/30 vs. CAR** and was 21 of 28 passing for 236 yards with two TDs and one INT ...

2006: Injured during the preseason and spent the first seven weeks on PUP list ... Inactive but dressed as third QB for remainder of the season after being elevated to active roster on Nov. 3 ...

2005: Inactive but dressed as third QB for first 10 games ... Spent the last six games and one post-season game as the backup QB ...

2004: Played in five games with four starts as a rookie ... Was 48 of 98 passing for 608 yards with four TDs and seven INTs for 52.6 rating ... Threw for 277 yards on 20 of 34 passing with two TDs and two INTs on **12/5 vs. NE** ... Finished eight of 20 for 62 yards with one TD and two INTs on **12/12 at BUF** ... Completed 11 of 27 passes for 108 yards with one INT on **12/19 vs. SD** ... Was nine of 16 for 161 yards on **12/26 at MIA**.

COLLEGE: Played in 44 games with 43 starts at Louisiana Tech ... Set school records for career completions (1,088), attempts (1,827) and passing yards (12,994) ... Tossed 88 TD passes, eighth-most in NCAA Division I-A history ... Added 11 rushing TDs ... Completed 246 of 432 passes for 3,246 yards with 19 TDs as a senior ... Threw for 3,539 yards and 19 TDs as a junior, completing 296 of 505 passes ... Was 302 of



521 for 3,655 yards with 29 TDs as a sophomore ... Finished freshman season completing 244 of 369 passes for 2,544 yards with 21 TDs.

PERSONAL: Married (Katy) with three sons, Jonah Thomas, Elijah Luke and Micah Sean ... Attended Jacksonville (Texas) High School ... Brothers Randy and Josh have both played QB. Randy was starting quarterback at Texas A&M (1997-99) and Josh was a third-round pick of Arizona in 2002 ... Hosted the McCown Passing Camp (McCownPassingCamp.com) for young athletes in Jacksonville, Texas every summer since 2003 with his brothers. Past guest coaches have included Larry Fitzgerald, Kellen Winslow and Michael Clayton ... Helped prepare and serve food in

2007 for 40 firefighters and staff officers from Tampa Fire Rescue as part of the team's September 11 efforts ... Spoke to students at Morgan Fitzgerald Middle School in Largo in May 2007 about the importance of physical activity and sound nutrition during a Buccaneers and American Heart Association "What Moves U" fitness rally ... Escorted pediatric cancer patients/survivors to raise funds and awareness for Pediatric Cancer Foundation as part of the Fashion Funds for the Cure fashion show in March 2007 and 2009 ... Participated in 2010 Jaguars Sponsor Golf Tournament at Deerwood Country Club ... Spoke to children at San Juan Del Rio Catholic Church in October 2010 ... Full name: Luke McCown.

LUKE McCOWN'S REGULAR SEASON STATISTICS

PASSING	GP/GS	ATT	CMP	YDS	PCT	TD	INT	LG	RTG
2004 Cleveland	5/4	98	48	608	49.0	4	7	58t	52.6
2005 Tampa Bay	0/0	0	0	0	0.0	0	0	0	0.0
2006 Tampa Bay	0/0	0	0	0	0.0	0	0	0	0.0
2007 Tampa Bay	5/3	139	94	1,009	67.6	5	3	60	91.7
2008 Tampa Bay	2/0	1	0	0	0.0	0	0	0	0.0
2009 Jacksonville	3/0	3	1	2	33.3	0	0	2	42.4
2010 Jacksonville	1/0	19	11	120	57.9	0	0	25	76.6
NFL totals: 7 years	16/7	260	154	1,739	49.0	9	10	58t	74.8

RUSHING: 2004: 6-25 (lg11); 2007: 12-117 (lg31); 2008: 3-15 (lg12)

SACKED-YARDS: 2004: 12-122; 2007: 15-104; 2009 2-7 (Totals: 29-233)



SCOTTY McGEE

3

5-8 • 182 LBS.
JAMES MADISON
 BORN DECEMBER 4, 1986
 VIRGINIA BEACH, VIRGINIA
 ACQ. 6TH ROUND OF 2010 DRAFT
 EXP.: 2ND YEAR

RS

GAMES PLAYED/STARTED: 2010 (IR)

NFL TOTALS: 0 games, 0 starts

POSTSEASON TOTALS: 0 games, 0 starts

TRANSACTIONS: Originally drafted in the sixth round (203rd overall) of the 2010 draft.

PRO: Explosive return specialist with breakaway speed ... Excelled in the 2010 preseason as punt and kick returner after being selected in the sixth round ... Injured his shoulder in the final pre-season game and was placed on injured reserve ... Had six returns for TDs at James Madison including three of 99-plus yards ... First player from James Madison drafted by the Jaguars ...

2010: Spent rookie season on injured reserve after suffering shoulder injury in final pre-season game against Atlanta ... Shined in the preseason with a 29.3-yard average on 10 kickoff returns and a 9.9 mark on 11 punt returns.

COLLEGE: Four-year letterman as CB and return

specialist, playing in 45 games with 29 starts ... Had six career returns for TDs ... Finished career with 30.5 kickoff return average and three TDs on 71 returns ... Averaged 9.6 yards on 41 punt returns with three TDs ... Recorded kickoff returns of 100 yards and two of 99 yards for TDs ... Career totals included 134 tackles, two INTs, 27 passes defended and three tackles for loss ... Started all 11 games at CB as a senior and also excelled as returner ... Finished with 41 tackles (27 solo), one forced fumble and two fumble recoveries ... Returned 21 kickoffs for 640 yards (30.5 avg.) with a long of 64 and 18 punt returns for 5.4 avg. with long of 22 ... Second-team All-CAA as kick returner, punt returner and CB ... Appeared in all 14 games as a junior with four



starts at CB ... Returned 22 kicks for 640 yards (29.1 avg.) and one TD ... Had 23 punt returns for a 12.9 avg. and three TDs including a 69-yard score ... Added 30 tackles and one INT ... Selected as CAA Special Teams Player of the Year ... Named American Football Coaches and College Sporting News All-America as return specialist ... Played in eight games with two starts as a sophomore and was limited by injuries ... Earned returner's role toward end of the season, finishing with 30.3 average on 18 kickoff returns with one TD ... Totaled 18 tackles and four passes defended as CB ... Returned kickoff 100 yards for a TD vs. Towson, the longest kickoff return in school history ... Started all 12 games at CB as a redshirt freshman ... Contributed 45 tackles, one INT and five passes defended ... Had

34.1 average on 10 kickoff returns including a 99-yard touchdown at Youngstown State ... The 34.1 average was tops in school history with minimum of 10 returns ... Majored in kinesiology with a concentration in sports management.

PERSONAL: Married (Danya) with son, Marcus ... Attended Ocean Lakes High School (Virginia) ... First-team all-district and all-region selection as a senior RB ... Rushed for 1,304 yards and 17 TDs ... Totaled 1,366 yards and 13 TDs on the ground as a junior including a 240-yard game Resides in Virginia Beach, Va. ... Supports and attends team sponsored events including Operation Blessing and Team Teal initiative ... Visited San Jose Episcopal Day School ... Full name: Scotty McGee.

	BRAD MEESTER	63
	6-3 • 302 LBS. NORTHERN IOWA BORN MARCH 23, 1977 PARKERSBURG, IOWA ACQ. 2ND ROUND OF 2000 DRAFT EXP.: 12TH YEAR	C

GAMES PLAYED/STARTED: 2000 (16/16), 2001 (16/16), 2002 (16/16), 2003 (16/16), 2004 (16/16), 2005 (12/12), 2006 (16/16), 2007 (11/11, 2/2), 2008 (10/10), 2009 (16/16), 2010 (16/16)

NFL TOTALS: 161 games, 161 starts

POSTSEASON TOTALS: 2 games, 2 starts

TRANSACTIONS: Originally drafted in the second round (60th overall) of the 2000 draft.

PRO: Veteran center holds franchise record with 161 career starts ... First 48 starts were at LG and last 113 at C ... Joins Jimmy Smith and Fred Taylor as only players to play 11 seasons with the Jaguars ... Only Smith (171) has played more games as a Jaguar than Meester (161) ... Owns current streak of 42 consecutive starts as a Jaguar, most on the roster ... Was selected in the second round of the 2000 draft ... Owns team-record streak of 92 straight starts ... Blocked for two RBs (Fred Taylor, Maurice Jones-Drew) that have made three Pro Bowl appearances ... Started and paved the way for 18 of the club's top 20 rushing games in franchise history including the top five ... Directed signals for Jaguars offense that ranked third in the NFL in rushing from 2003-10 with a 130.5 average and third during that same span with 437 rushes of 10-plus yards ... Played major role on offensive line that helped Jaguars rush for the three highest single-season totals in franchise history in (2006, 2010, 2007) including a single-season franchise record 2,541 rushing yards in 2006 ... Selected as the team's 2008 recipient of the Ed Block Courage Award as well as the Walter Payton Man of the Year Award in 2008 and 2010 ... Appointed by Jack Del Rio to Player Leadership Council in 2008 ... Missed first four games of 2007 season after suffering a broken ankle in training camp and first six games

of 2008 season with a biceps injury ... Part of an offensive line that led Jaguars to a franchise-record 375 rushing yards against Indianapolis on Dec. 10, 2006, tied for the third-most in NFL history. Jaguars surpassed the previous high of 244 rushing yards on Dec. 3, 2000 against Cleveland, a game which he started at guard ... Is the only Jaguars player to start the first 92 regular season games after being drafted ... Streak ended when he tore his biceps tendon at Cleveland on Dec. 4, 2005, and was placed on injured reserve ... Made the transition from G to C in 2003 after three years as a starter at LG ... Second-round draft choice in 2000 was the eighth rookie in franchise history to start the season opener and the third rookie to start all 16 games ... First center chosen in the 2000 draft, selected with the 60th overall pick ... Tied with Michael Cheever (1996) as the highest-drafted centers ever by the team ...

2010: Started all 16 games at C, the eighth time in 11 seasons he started every game ... One of eight players to start all 16 games ... Selected as Jaguars Walter Payton Man of the Year for his work in the community ... Paved the way for a ground attack that ranked third in the NFL with 149.7 rushing yards per game, the second-highest average in franchise history ... Offense set a franchise-record



with four 200-yard rushing games including a record three straight ... Helped Maurice Jones-Drew earn second consecutive trip to the Pro Bowl ... Protected David Garrard who set a single-season franchise record with 23 TD passes ... Part of OL that helped offense rush for 216 yards on **10/10 at BUF** ... Surpassed Jimmy Smith for most starts in franchise history on **10/18 vs. TEN** with his 151st career start ... Offense totaled a season-high 491 yards of offense on **11/14 vs. HOU**, the fourth-most in team history ... Paved way for 258 rushing yards on a franchise-record 53 carries on **12/5 at TEN**, the second-most rushing yards in franchise history ... On **12/12 vs. OAK**, he helped offense produce two 100-yard rushers (Rashad Jennings, 109; Maurice Jones-Drew, 101) for only the third time in franchise history ...

2009: Started all 16 games at C, the seventh time in 10 seasons he started every game ... Offense finished seventh in the AFC, 10th in the NFL, with 126.8 rushing yards per game... Part of OL that helped record 11 100-yard rushing games and tied for sixth in NFL with 19 rushing TDs ...**9/27 at HOU:** Paved the way for 185 rushing yards and 399 yards of total offense in win ... **10/4 vs. TEN:** Helped offense to 442 yards of offense ... **10/18 vs. STL:** Offense produced season-high 492 yards, the fourth-most in team history ...**11/1 at TEN:** Tied Fred Taylor for the second-most starts in team history at 136. Paved the way for season-high 217 rushing yards on 16 carries (13.6 avg.), the highest average per rush in the NFL since the 1970 merger ... **11/8 vs. KC:** Offense produced 426 total yards including 173 on the ground ... **12/6 vs. HOU:** Moved into second place in franchise history with his 141st game played ...

2008: Started 10 games at C ... Missed all of the preseason and the first six games with a right biceps injury suffered in training camp ... **10/26 vs. CLE:** Started at center in his first game of the season ... Did not miss a snap in the final nine games ... **11/9 at DET:** Part of an offensive line that helped club rush for 157 yards on 33 carries ... Became third player in franchise history to make 125 starts on **12/1 at HOU** ...

2007: Started 11 games at C and both postseason games ... Missed all of the preseason and first four games of the regular season after breaking a bone in ankle during training camp ... Returned to starting lineup in week five ... Did not commit a penalty in the regular season ... Part of offensive line that allowed only 31 sacks, the third-fewest in team history ... Jaguars ranked second in the NFL with 2,391 rushing yards (149.4 avg.), the second-most in team history ... Helped Fred Taylor earn the first Pro Bowl trip of his career... Protected QB David Garrard who set single-season franchise record for passer rating (102.2) and highest completion percentage (64.0) ... **10/14 vs. HOU:** Helped offense rush for 244 yards on only 26 carries (9.4 avg.), the highest single-game average in franchise history ... Member of offensive line that did not allow a sack in back-to-back games for the first time in franchise history on **12/9 vs. CAR** and **12/16 at PIT** ... **12/30 at HOU:** Dressed but did not play in

regular season finale ... Started at C and played the entire game in AFC Wild Card game on **1/5 at PIT** and AFC Divisional Playoff game on **1/12 at NE** ...

2006: Started all 16 games at C and did not miss a snap for sixth time in seven seasons ... Jaguars set a single-season franchise record for rushing yards with 2,541, averaging 158.8 yards per game ... Helped pave the way for a franchise record 5.0-yard rushing average ... As a unit, the Jaguars allowed only 30 sacks ... **12/10 vs. IND:** Part of an offensive line that led Jaguars to a franchise-record 375 rushing yards ...

2005: Started first 12 games of season before missing final four games with a torn left biceps tendon ... Was placed on injured reserve and ended his team record of 92 consecutive starts to begin his career ... Did not miss one play in his 12 starts at C ... **11/27 at ARI:** Surpassed Tony Boselli for the most starts in team history with 91 ...

2004: Started all 16 games for the fifth consecutive season and extended his team record of 80 consecutive starts ... Did not miss one play the entire season at C ... Was one of four offensive linemen to start all 16 contests ...

2003: Started all 16 games for fourth consecutive season and missed only 14 snaps all year, breaking Kevin Hardy's team record of 58 consecutive starts ... Moved to C to start the season after making 48 consecutive starts at LG ... Allowed only half a sack and had just two penalties called against him ... Anchored offensive line that gave up a franchise-record-low 28 sacks ...

2002: One of six offensive players to start every game, doing so for the third straight season ... Did not miss a snap the entire season at LG, one of only two Jaguars players to do so ...

2001: Started all 16 games for the second straight season at LG ... One of seven players on offense and 10 on team to start every game ... Became the first Jaguars player to start his first 32 games after being drafted ... One of four Jaguars offensive linemen to start every game ... Played all but three snaps all season ... **11/4 at TEN:** Missed three plays with a finger injury, marking his first missed plays since college ... **12/23 at MIN:** Received an offensive game ball along with rest of offensive line as team rushed for 214 yards, tied for third-most in team history ...

2000: Started all 16 games at LG as a rookie ... Named to All-Rookie teams by Pro Football Writers, Pro Football Weekly and Football News ... Ranked fifth-best rookie offensive lineman in the NFL by Pro Football Weekly ... Played every snap of every game, the only player on the team to do so ... One of three Jaguars offensive linemen to start every game, joining Tony Boselli and Brenden Stai.

COLLEGE: Four-year starter at C and three-time Gateway Conference first-team honoree ... Named to Division I-AA Associated Press and Coaches All-



America team as a senior ... Named to the 1999 GTE Academic All-America team ... Graduated with a degree in business management and 3.76 G.P.A.

PERSONAL: Married (Jamie) with daughters Lily, Emma, Chloe and Sophia ... Lives in Jacksonville ... Two-time All-District selection as a LB, adding All-State first-team honors as a lineman in his senior year at Aplington-Parkersburg (Iowa) High ... Helped lead team to state title as a junior ... Lettered in football, basketball, baseball and track ... Graduated with a 3.8 grade point average ... Participates in numerous charity golf events during the offseason ... Established the "Brad's Buddies" program in 2009 to provide opportunities for abused and neglected children in Jacksonville. The group holds an event each month and past events include bowling, dinner at Maggiano's, a shopping spree at Wal-Mart and a visit to the Jacksonville Zoo ... Was presented with a volunteer award at the Guardian Ad Litem's 30th Birthday party ... Traveled to Haiti in 2011 offseason on a trip sponsored by the KORE Foundation. Meester, along with members of Christ Church of Mandarin, helped build chicken coops and a sheltered kitchen

area ... Led Jaguars effort in 2008 offseason to raise more than \$90,000 for tornado relief in hometown of Parkersburg, Iowa. The club sold A-P (Aplington-Parkersburg High School) Falcons Tornado Relief hats at 2008 minicamp and on jaguars.com ... Actively supports numerous team community programs, including Jaguars Foundation's ongoing reading initiative (Playbooks) and the Honor Rows program ... Participated in Lattered Links Celebrity Shootout at King and Bear in May of 2008 to benefit the St. Johns County Council on Aging ... Served as honorary chairman for the 2008 Children's Miracle Network golf tournament ... Supported Shop with a Jock event at Wal-Mart in December of 2008 for more than 50 children from the Bridge of Northeast Florida and the MaliVai Washington Kids Foundation ... Read to students at Loretto Elementary School in 2009 ... Participated in All-Pro Dads event in 2009 ... Was featured in a commercial in 2010 for Jacksonville Orthopaedic Institute ... Visited Jacksonville Country Day School on behalf of NFL Play 60 ... Participated in photo shoot to raise money for Boot Campaign, an organization that assists wounded returning combat military ... Full name: Bradley Ryan Meester.

100 YARDS RUSHING AND RECEIVING IN A GAME

The Jaguars had players surpass 100 yards rushing and 100 yards receiving in a game 21 times in 16 seasons including back-to-back games in 2010. Here are the games when the Jaguars eclipsed 100-yards rushing and receiving in a game:

NO.	100-RUSH	100-REC.	GAME
1.	James Stewart (112)	Keenan McCardell (232)	10/20/96 at StL (L) 1
2.	Fred Taylor (128)	McCardell (108)	9/20/98 vs. Balt. (W) 2
3.	Taylor (183)	Jimmy Smith (112)	12/6/98 vs. Det. (W)
4.	Stewart (124)	Smith (115)	9/19/99 at Car. (W)
5.	Stewart (145)	Smith (124), McCardell (113)	12/2/99 vs. Pit. (W) 3
6.	Taylor (136)	Smith (134)	12/19/99 at Clev. (W)
	Taylor (135)	Smith (136)	1/15/00 vs. Mia. (playoff W)
7.	Taylor (124)	Kyle Brady (111)	10/22/00 vs. Was. (L)
8.	Taylor (107)	Brady (138)	10/29/00 at Dal. (W/OT)
9.	Taylor (103)	Smith (117), McCardell (156)	11/12/00 vs. Sea. (L) 4
10.	Taylor (181)	Smith (104)	12/3/00 vs. Clev. (W)
11.	Taylor (137)	Smith (147)	12/10/00 vs. Ariz. (W)
12.	Stacey Mack (111)	Smith (122)	12/23/01 at Minn. (W)
13.	Mack (125)	McCardell (132)	12/30/01 vs. K.C. (L)
14.	Taylor (118)	Smith (136)	11/30/03 vs. T.B. (W)
15.	Taylor (107)	Smith (113)	10/24/04 at Ind. (W) 5
16.	Taylor (144)	Smith (109)	11/14/04 vs. Det. (W)
17.	Taylor (165)	Ernest Wilford (145)	10/30/05 at StL (L)
18.	Greg Jones (106)	Matt Jones (117)	11/13/05 vs. Balt. (W)
19.	Maurice Jones-Drew (133)	Mike Sims-Walker (120)	10/19/09 vs. StL (W/OT) 6
20.	Maurice Jones-Drew (135)	Mike Sims-Walker (153)	10/31/10 at Dal. (W) 7
21.	Maurice Jones-Drew (100)	Mike Thomas (149)	11/14/10 vs. Hou. (W) 8

1 Mark Brunell 421 yds. passing
2 Mark Brunell 376 yds. passing
3 Mark Brunell 308 yds. passing
4 Mark Brunell 340 yds. passing

5 Byron Leftwich 300 yds. passing
6 David Garrard 335 yds. passing
7 David Garrard 260 yds. passing
8 David Garrard 342 yds. passing

**WILLIAM
MIDDLETON****29****5-11 • 194 LBS.
FURMAN
BORN JULY 28, 1986
MARIST, GEORGIA
ACO. ATLANTA PRACTICE SQUAD 2009
EXP.: 3RD YEAR****CB****GAMES PLAYED/STARTED:** 2009 (12/0), 2010 (16/3)**NFL TOTALS:** 28 games, 3 starts**POSTSEASON TOTALS:** 0 games, 0 starts**TRANSACTIONS:** Originally selected by Atlanta in the fifth round (138th overall) of the 2009 draft... Waived on 9/5/09 ... Claimed off waivers by Tampa Bay on 9/6/09 ... Waived on 9/10/09 ... Signed by Atlanta to practice squad on 9/16/09 ... Signed off Atlanta's practice squad by Jacksonville on 9/21/09.**PRO:** Third-year pro excels on special teams and sees action at CB in nickel defense ... Has played in 28 games with three starts in two seasons ... Sees action on all four special teams units including gunner on punt coverage and has 27 career special teams tackles ... Was a fifth-round pick of Atlanta in 2009 and also spent time with Tampa Bay ... Signed off Atlanta's practice squad to Jaguars active roster following week two of 2009 season ... Ranked second on Jaguars with career-high 15 special teams tackles in 2010 ... Made 12 special teams tackles in 12 games as a rookie ...**2010:** Played in all 16 games for the first time in his career and made career-high three starts ... Produced career-high numbers with 42 tackles (26 solo), one sack, two passes defended and one INT ... Ranked second on club with career-best 15 special teams tackles ... Saw action for 29 snaps at CB in nickel defense on **9/12 vs. DEN** and made two tackles ... Made first career start on **9/26 vs. PHI** as team opened in nickel defense ... Posted four tackles on **10/3 vs. IND** ... Produced career-high five special teams tackles on **10/10 at BUF** and forced a fumble in the second quarter that was knocked out of bounds ... Made three tackles in 24 snaps on defense on **10/18 vs. TEN** and added one special teams tackle ... Started in nickel defense on **10/31 at DAL** and made three tackles and added two special teams tackles ... Totaled five tackles and one pass defended on **11/14 vs. HOU** ... On **11/28 at NYG**, he recorded first career INT on a pass tipped by Daryl Smith in the fourth quarter ... Tallied season-high five tackles including his first career sack on **12/12 vs. OAK** ... Had two special teams tackles on **12/26 vs. WAS** ...**2009:** Appeared in 12 games as a rookie for the Jaguars ... Excelled on special teams and also saw action at nickelback ... Ranked fourth on the team with 12 special teams tackles and added seven solo tackles at CB ... Named AFC South Special Teams Player of the Year by ESPN.com ...Was a fifth-round pick by Atlanta and was signed by the Jaguars off the Falcons practice squad on Sept. 21 ... Was inactive on **9/27 at HOU** and **10/4 vs. TEN** ... Made NFL debut on **10/11 at SEA** and finished with two special teams tackles ... Saw action for six plays at CB on **10/18 vs. STL** and also had one special teams tackle ... Had two special teams tackles on **11/1 at TEN** ... Led team with two special teams tackles on **11/15 at NYJ** ... Saw action for 26 snaps at CB on **12/6 vs. HOU** and made one solo tackle ... Saw limited action at CB on **12/13 vs. MIA** ... Played 26 snaps on **12/17 vs. IND** and posted two solo tackles ... Played a season-high 27 snaps at CB on **12/27 at NE** and finished with three solo tackles.**COLLEGE:** Three-year starter and four-year letterman at Furman as a CB and return specialist ... Compiled 194 tackles, 16.5 tackles for loss, seven INTs and 15 passes defended in 49 career games ... Started all 12 games as a senior and totaled 95 tackles, 8.5 tackles for loss, 13 passes defended, five sacks and four INTs ... Served as team captain ... First-team selection on two playoff-division All-America squads ... Started all 11 games as a junior at RCB and finished with 53 tackles, three INTs and nine passes defended ... Took over the starting job at CB as a sophomore and helped team to third straight playoff appearance ... Tallied 38 tackles, four tackles for loss, four passes defended and two fumble recoveries ... Served as primary kickoff return specialist, averaging 23.1 yards on 25 returns ... Tied a school-record with a 100-yard return against Wofford ... Saw action as a redshirt freshman in 2005 as a reserve CB ... Majored in biology.**PERSONAL:** Single ... Resides in Atlanta, Ga. ... Attended Marist High School (Georgia) ... Totaled 148 career tackles, 10 INTs, six passes defended, two kickoff returns for TDs and two blocked punts ... Recorded a school-record 103-yard INT return and averaged 27.0 yards on 21 kickoff returns ...



Led team to a 14-1 record and state championship as a senior ... Two-time Marist Defensive Player of the Year selection ... His older sister, Kellie, was an all-conference center fielder at both Notre Dame and Georgia, and went on to play in the National Pro Fastpitch league ... His younger sister, Dana, plays basketball at Belmont Abbey College ... Brother, Wyatt, was a four-year starter at strong safety at Navy ... Participated in

S.A. Hull pep rally for the FCAT test in 2009 ... Helped Tyson Food, Inc. distribute food to local community agencies in 2010... Visited group of children at Wolfson Children's Hospital ... Participated in Coach Del Rio's 'Ready, Sweat, Go' program at Naval Station Mayport ... Appeared on several Team Teal events ... Full name: William Middleton.

WILLIAM MIDDLETON'S REGULAR SEASON STATISTICS

TACKLES	GP/GS	TKL	SOLO	ASST	ST	SACKS	FF	FR	PD	TFL
2009 Jacksonville	12/0	7	7	0	12	0.0	0	0	0	1
2010 Jacksonville	16/3	42	26	16	15	1.0	1	0	2	0
NFL totals: 2 years	28/3	49	33	16	27	1.0	1	0	2	1

INTERCEPTIONS	GP/GS	NO	YDS	AVG	LG	TD
2010 Jacksonville	16/3	1	2	2.0	2	0



ZACH MILLER

6-4 • 245 LBS.
NEBRASKA-OMAHA
BORN OCTOBER 4, 1984
WESTON, NEBRASKA
ACQ. 6TH ROUND OF 2009 DRAFT
EXP.: 3RD YEAR

86

TE

GAMES PLAYED/STARTED: 2009 (14/0), 2010 (15/5)

NFL TOTALS: 29 games, 5 starts

POSTSEASON TOTALS: 0 games, 0 starts

TRANSACTIONS: Originally drafted in the sixth round (180th overall) of the 2009 draft.

PRO: Former college QB who made move to TE as a rookie and has had two productive seasons ... Has played in 29 games with five starts, totaling 41 receptions for 428 yards and three TDs ... Has also made 21 tackles on special teams ... Athletic, speedy tight end who can make plays down the field as evidenced by 62- and 52-yard receptions ... Only third TE drafted by the Jaguars in the last seven years ... First Nebraska-Omaha player drafted since TE Ryan Krause (San Diego, sixth round 2004) ... Rushed for a school-record 50 TDs and threw for 4,096 yards with 26 TDs as college QB ...

2010: Played in first 15 games before sitting out season finale with concussion ... Made first five starts of career, all in second half of season in two-TE set ... Finished sixth on team with 20 receptions for 216 yards, one TD which was 52-yarder, and made 12 tackles on special teams ... Caught passes in eight games including multiple receptions in seven ... Made two catches in opener **9/12 vs. DEN**, then made season-high three special teams tackles **9/26 vs. PHI** ... Had two receptions each on **10/10 at BUF** and **10/18 vs. TEN** ... **10/24 at KC:** Made three receptions

for 25 yards ... **11/14 vs. HOU:** Made first start of career and posted season-highs with four receptions and 79 yards including 52-yard TD ... Made three catches for 27 yards in starting role the next week **11/21 vs. CLE** ... Started **12/5 at TEN** and finished with 34 yards on three catches, adding two rushing attempts for nine yards ... Started **12/19 at IND** and **12/26 vs. WAS** but had no receptions and suffered concussion vs. Redskins before sitting out season finale ...

2009: Played in final 14 games as a rookie, finishing with 21 receptions for 212 yards and two TDs ... Added nine special teams tackles ... Was inactive the first two weeks after suffering a knee injury in the preseason ... **9/27 at HOU:** Made NFL debut and finished with one special teams tackle ... **10/4 vs. TEN:** Made first receptions of his career, totaling three catches for 14 yards ... **10/18 vs. STL:** Had 14-yard reception in the fourth quarter on a drive that gave the club first lead of the game ... **11/1 at TEN:** Finished with one special teams tackle and recovered a fumble by Mercedes Lewis on a 20-yard passing play late in the third quarter ... Had one reception for 11 yards on **11/15 at NYJ** and one reception for



10 yards on **11/29 at SF ... 12/6 vs. HOU:** Finished with three receptions for 74 yards including a 62-yard catch. The 62-yard reception was the longest by a TE in franchise history and the second-longest reception by a rookie in team history ... **12/17 vs. IND:** Made a six-yard reception, returned a kickoff 16 yards and had career-high three special teams tackles ... Had two receptions for 12 yards on **12/27 at NE ... 1/3 at CLE:** Had most productive game of the season in the finale, finishing with team and career-high eight receptions for 69 yards and two TDs. Hooked up with David Garrard for scores of six and 15 yards in the fourth quarter.

COLLEGE: Four-year letterman as QB ... Began career at Nebraska as walk-on before transferring to Nebraska-Omaha ... Served as team captain for final three seasons ... Played TE for the first time at the 2009 Valero Cactus Bowl in Kingsville, Texas, a Division II all-star game held each January. Finished with five receptions for 116 yards and one TD in that game ... Had at least 10 TDs in each of his final three seasons ... Career passing totals included 305 of 501 for 4,096 yards with 26 TDs ... Finished with 3,122 career rushing yards with school-record 50 TDs ... Started 11 games at QB as a senior and led team in rushing and passing ... Was 115 of 179 passing for 1,508 yards and 11 TDs and had team-high 1,061 rushing yards and 18 TDs on 175 carries ... Had three 100-yard rushing games ... Named Mid-America Intercollegiate Athletic Association offensive player of the week three times and was an All-MIA second-team selection ... Totaled 239 rushing yards and four TDs on 21 carries at Washburn ... Started 11 games at QB as a junior and threw for career-high 1,553 yards

and 10 TDs with a 60.5 completion pct. ... Ranked second on team in rushing with 822 yards and scored 10 TDs on 166 carries ... Posted three games with 200-plus passing yards and two with 100-plus rushing yards ... Named the NCC's outstanding offensive back and was second-team Football Gazette all-region ... Rushed for 1,098 yards and scored a school-record 19 TDs as a sophomore ... Threw for 713 yards and four TDs ... Had six 100-plus yard rushing games ... Earned All-NCC honors and second-team all-region by Daktronics and D2Football.com ... Played in 10 games as a freshman and saw action as reserve QB and WR ... Had 29 rushes for 141 yards with three TDs and was 21 of 35 passing for 322 yards and one TD ... Spent 2003 season at Nebraska as a walk-on before transferring in 2004 ...

PERSONAL: Married (Kristen) with daughter, Izabella ... Resides in Jacksonville ... Attended Bishop Neumann (Neb.) High ... Was three-sport standout, competing in basketball, baseball and football ... Set school record as a senior with 1,200 passing yards and 980 rushing yards ... Earned first-team all-state honors as a senior ... Participated in 2010 Fishing for the Cure event to raise money for the David Garrard Foundation which benefits North Florida families impacted by breast cancer or Crohn's disease ... Made several appearances at Team Teal events ... Supports and attends team sponsored events including Draft Day Fan Fest and Sponsor Golf Tournament ... Signed autographs at Florida Times-Union to raise money for United Way ... Participated in luncheon for Cox Radio ... Full name: Zachary Miller.

ZACH MILLER'S REGULAR SEASON STATISTICS

RECEIVING	GP/GS	NO	YDS	AVG	LG	TD
2009 Jacksonville	14/0	21	212	10.1	62	2
2010 Jacksonville	15/5	20	216	10.8	52t	1
NFL totals: 2 years	29/5	41	428	10.4	62	3

ADDITIONAL STATISTICS: 9 special teams tackles in 2009; Two kickoff returns for 19 yards in 2009; 12 special teams tackles in 2010; One kickoff return for 22 yards in 2010; Two rushes for nine yards in 2010.

JAGUARS SPECIAL TEAMS LEADERS

Here's how the Jaguars' special teams stars rank in career tackles dating back to 1995:

1. Montell Owens (2006-10)	95	5. Nick Sorensen (2003-06)	53
2. Brant Boyer (1996-2000)	94	6. Kiwauke Thomas (2000-04)	50
3. Bryan Iwuh (2006-09)	61	7. Scott Starks (2005-09)	46
4. Danny Clark (2000-03)	55	8. Joe Tuipala (2001-02)	42

**JEREMY
MINCEY****94****6-3 • 270 LBS.****FLORIDA****BORN DECEMBER 14, 1983****STATESBORO, GEORGIA****ACQ. FREE AGENT 2010****EXP.: 4TH YEAR****DL****GAMES PLAYED/STARTED:** 2007 (6/0, 2/0), 2008 (3/0), 2010 (15/8)**NFL TOTALS:** 24 games, 8 starts**POSTSEASON TOTALS:** 2 games, 0 starts**TRANSACTIONS:** Originally selected in the sixth round (191st overall) by New England in the 2006 draft ... Waived on 9/1/06 ... Signed to San Francisco practice squad on 9/4/06 ... Signed by Jacksonville as free agent 12/14/06 ... Waived on 8/26/09 ... Signed by Jacksonville as free agent on 1/20/10.

PRO: High motor, rugged DL had breakout season in 2010 after dealing with injuries the previous three seasons ... Has played in 24 career games with eight starts with totals of 87 tackles, seven sacks, six passes defended and six tackles for loss ... Led Jaguars in sacks in 2010 with five and was second with 25 QB pressures ... Did not play in 2009 after spending the pre-season with the Jaguars ... Started 2008 season on the PUP list with a wrist injury and was slowed by injuries in the 2007 pre-season but returned to see action in six regular season games and two postseason games ... Signed by the Jaguars on Dec. 14, 2006 off the San Francisco 49ers practice squad ... Originally selected in sixth round (191st overall) by New England in the 2006 draft ... Started 24 games over two seasons with Florida ...

2010: Played in a career-high 15 games with eight starts despite playing part of the season with a broken hand ... Started final eight games ... Led team with a career-high five sacks and was second with 25 QB pressures ... Added 69 tackles (41 solo), four passes defended and six tackles for loss ... Saw first action since 2008 on **9/12 vs. DEN** ... Sacked Peyton Manning on **10/3 vs. IND** and added two QB hits ... Made five tackles, one pass defended and one QB hit on **10/18 vs. TEN** ... Broke his hand in practice leading up to game on **10/31 at DAL** and was inactive ... Returned to action on **11/14 vs. HOU**, making his first career start, and totaled five tackles and two QB hits ... Had most productive game of his career on **11/21 vs. CLE**, finishing with nine tackles, two sacks and three QB hits ... Followed with six tackles, one tackle for loss, one sack and three QB hits on **12/12 vs. OAK** ... Made six tackles including one for a loss on **12/18 at IND** ... Had a team-high five QB hits along with five tackles on **12/26 vs. WAS** ... Finished season on **1/2 at HOU** with a career-best 10 tackles including two for loss along with one two QB hits ...

2009: Spent most of the pre-season with the Jaguars before being waived on August 26 ...

2008: Began the season on the PUP list after suffering a wrist injury in the offseason ... Appeared in three

games and finished with six tackles and one sack ... Was activated on Nov. 26 ... Saw first action of the season on **12/7 at CHI** and recorded two tackles ... **12/28 at BAL:** Recorded three tackles and sacked Joe Flacco for an eight-yard loss in the fourth quarter ...

2007: Played in six games and two postseason games ... Finished with 12 tackles one sack and six QB pressures ... Added one special teams tackle ... **11/11 at TEN:** Saw action on 26 plays in first NFL game and split a sack of QB Vince Young with Reggie Hayward ... **12/9 vs. CAR:** Left game with a hamstring injury and was inactive the next two weeks ... **12/30 at HOU:** Returned to action and recorded four tackles, two QB pressures and split a sack of Sage Rosenfels with Rob Meier for an eight-yard loss ... **1/5 at PIT:** Saw action on 23 plays in AFC Wild Card game and registered three tackles and one sack. Sacked Ben Roethlisberger in the third quarter ... **1/12 at NE:** Saw action on 15 plays in AFC Divisional Playoff game ...

2006: Spent three weeks on active roster after being signed off San Francisco 49ers practice squad on Dec. 14 ... Was inactive on **12/17 at TEN**, **12/24 vs. NE** and **12/31 at KC**.

COLLEGE: Spent final two seasons at Florida after transferring from Butler County (Kansas) Community College ... Started all 24 games played for the Gators ... Earned second-team All-SEC honors as a senior as he ranked fourth on the team with 62 tackles (31 solo) and second with 10.5 tackles for loss ... Earned degree in recreation and tourism.

PERSONAL: Single ... Lives in Statesboro, Ga. ... Attended Statesboro High ... Lettered two years in football ... Played on the basketball team as a sophomore before trying out for the football squad ... Earned his bachelor's degree at Florida in the 2006 offseason ... Was honored in 2008 with the NFL's Continuing Education Recognition Award by the National Association of Academic Advisors for Athletes ... Attended the 2008 Draft Day Fan Fest ... Participated in the 2008 Red Ribbon Week celebration at Oakleaf Elementary School to discuss the dangers of using



drugs ... Served as emcee for Special Olympics at the Bolles School in 2010 ... Served dinner at Trinity Rescue Mission ... Spoke to students at West Biscayne Elementary School in 2010 ... Visited Pump it Up in 2010 to greet children from Dreams Come True program ...

Participated both financially and in person at the 2010 Shop with a Jock event at Wal-Mart where more than 50 children from the Bridge of Northeast Florida and the Mali Vai Washington Kids Foundation were treated to a shopping spree ... Full name: Jeremy Mincey.


JEREMY MINCEY'S REGULAR SEASON STATISTICS

TACKLES	GP/GS	TKL	SOLO	ASST	ST	SACKS	FF	FR	PD	TFL
2007 Jacksonville	6/0	12	7	5	1	1.0	0	0	1	0
2008 Jacksonville	3/0	6	3	3	0	1.0	0	0	1	0
2010 Jacksonville	15/8	69	41	28	1	*5.0	0	0	4	6
NFL totals: 3 years	24/8	87	51	36	2	7.0	0	0	6	6

* Team leader

JEREMY MINCEY'S POSTSEASON STATISTICS

TACKLES	GP/GS	TKL	SOLO	ASST	ST	SACKS	FF	FR	PD	TFL
2007 Jacksonville	2/0	3	2	1	0	1.0	0	0	0	0



EUGENE MONROE

6-5 • 308 LBS.
VIRGINIA
BORN APRIL 18, 1987
PLAINFIELD, NEW JERSEY
ACQ. 1ST ROUND OF 2009 DRAFT
EXP.: 3RD YEAR

75

OT

GAMES PLAYED/STARTED: 2009 (15/13), 2010 (15/15)

NFL TOTALS: 30 games, 28 starts

POSTSEASON TOTALS: 0 games, 0 starts

TRANSACTIONS: Originally drafted by Jacksonville in the first round (8th overall) of the 2009 draft.

PRO: Started 28 games at LT since being selected with the eighth overall pick in 2009 ... Joined Eben Britton as the first pair of rookie tackles to start on opening day in the NFL since 1982 ... Only the second offensive lineman chosen by the Jaguars in the first round in franchise history (Tony Boselli, 1995) ... Became third OT from Virginia selected in the first round in a four-year span, joining D'Brickshaw Ferguson (N.Y. Jets, 2006) and Branden Albert (Kansas City, 2008) ... Third player drafted by the Jaguars from Virginia in franchise history (TE Chris Luzar, RB Alvin Pearman) ... Three-year starter at Virginia ...

2010: Started 15 games at LT ... Was inactive on **11/28 at NYG** with a concussion ... Played major role on offense that ranked third in the NFL with 149.7 rushing yards per game, the second-highest average in franchise history ... Offense set a franchise-record with four 200-yard rushing games including a record three straight ... Helped Maurice Jones-Drew earn second consecutive trip to the Pro Bowl ... Protected David Garrard who set a single-season franchise record with 23 TD passes ... Paved the way for 216 rushing yards on **10/10 at BUF** ... Offense totaled a season-high 491 yards of offense on **11/14 vs. HOU**, the fourth-most in team history ... Offense rushed for 258 yards on a franchise-record 53 carries on **12/5 at TEN**, the second-most rushing yards in franchise history

... On **12/12 vs. OAK**, he helped offense produce two 100-yard rushers (Rashad Jennings, 109; Maurice Jones-Drew, 101) for only the third time in franchise history ...

2009: Started 13 of 15 games at LT as a rookie ... **9/13 at IND:** Started season-opener and joined Eben Britton as the first pair of rookie tackles to start on opening day in the NFL since 1982 when Luis Sharpe and Tootie Robbins started for the St. Louis Cardinals. The first OT to start on opening day for the Jaguars since 2001 (Maurice Williams) ... **9/27 at HOU:** Paved the way for 185 rushing yards and 399 yards of total offense in win ... **10/4 vs. TEN:** Was inactive (illness) ... Saw limited action on **10/11 at SEA** and **11/1 at TEN** ... **10/18 vs. STL:** Part of offense that registered season-high 492 yards, the fourth-most in team history ... **11/8 vs. KC:** Offense produced 426 total yards including 173 on the ground.


COLLEGE: Regarded as the most dominating offensive lineman in college as a senior ... Four-year letterman and three-year starter who started 30 games ... Unanimous All-ACC selection as a senior, starting all 12 games at LT ... Recipient of Jacobs Blocking Trophy as a senior, given annually since 1953 to the player voted the most outstanding blocker in the ACC by a poll of the league's head coaches and defensive coordinators ... Registered a



school-record 105 knockdowns and set an ACC single-season record with 16 TD resulting blocks ... Started 11 games at LT as a junior and did not allow a sack on 428 pass plays ... Selected honorable mention All-America and named first-team All-ACC by The NFL Draft Report ... Delivered 55 knockdowns, including 15 that resulted in TDs ... Started seven of 12 games as a sophomore at LT ... Earned All-ACC honorable mention from The Gridiron Report ... Played in 12 games as a reserve at LT and RG as a freshman ... Also saw action on special teams ... Appeared briefly in two games at DT ... Played behind 2006 NFL first round pick D'Brickshaw Ferguson at LT ... Graduated May 17, 2009, with degree in sociology.

PERSONAL: Married ... Resides in Jacksonville, FL. ... Attended Plainfield High School ... Named first-team All-America by USA Today, U.S. Army, Parade, EA Sports and Super Prep ... Received a five-star prospect rating from both Scout.com and Rivals.com ... Ranked second overall among high school seniors by College Football News ... Was top-rated player on Super Prep's Elite 50 list ... Did

not allow any sacks during his final three seasons as starter ... One of 16 children (10 brothers, five sisters) of Stephanie Green and the late John Monroe ... Participated in 2009 Tropicana "Got Skills?" Rookie Day at EverBank Field ... Participated both financially and in person at the 2009 Shop with a Jock event at Wal-Mart where more than 50 children from the Bridge of Northeast Florida and the MaliVai Washington Kids Foundation were treated to a shopping spree ... Participated in 2010 Fishing for the Cure event to raise money for the David Garrard Foundation which benefits North Florida families impacted by breast cancer and Crohn's disease ... Partnered with The Northeast Florida Healthy Start Coalition in 2010 for the "Rounds at the Grounds" softball game. Served as a celebrity coach for a game that included more than 26 physicians from Jacksonville to raise awareness for the organization ... Distributed food and personal care items to 400 area families in partnership with Feed the Children in December 2010... Full name: Eugene Christopher Monroe.



AARON MORGAN

6-4 • 238 LBS.
LOUISIANA-MONROE
BORN DECEMBER 30, 1988
AMITE, LOUISIANA
ACQ. FREE AGENT 2010
EXP.: 2ND YEAR

97

DE

GAMES PLAYED/STARTED: 2010 (7/0)

NFL TOTALS: 7 games, 0 starts

POSTSEASON TOTALS: 0 games, 0 starts

TRANSACTIONS: Signed as an undrafted rookie 4/24/10.

PRO: Pass rushing specialist possesses outstanding speed and quickness ... Played in seven games as a rookie after signing as an undrafted free agent ... Was one of three rookie free agents to make the opening day roster (Jacob Cutrera, Kevin Haslam) ... Finished collegiate career with a school-record 22 sacks ...

2010: Appeared in seven games as a rookie and was inactive for nine games ... Totaled three tackles and five QB pressures ... Added two special teams tackles ... Made NFL debut on **9/12 vs. DEN** and played four snaps ... Made first career tackle on **10/3 vs. IND** ... Saw time for 22 snaps on **10/31 at DAL** and finished with one tackle and one QB hit ... Posted two QB hits on **12/12 vs. OAK** ... Was inactive (hamstring) on **12/18 at IND** and **12/26 vs. WAS** ... Saw time on special teams in season-finale at **HOU** on **1/2** and had one tackle.

COLLEGE: Four-year letterman ... Finished career with 22 sacks, the most in school history and second-most in

Sun Belt Conference history, and 39.5 tackles for loss ... Career totals included 138 tackles, one INT and eight passes defended ... Had breakout senior season with nine sacks and 16 tackles for loss ... The nine sacks were the most in the Sun Belt and ranked 23rd in the nation ... Led team with six sacks as a junior and all DL with 45 tackles and 13 tackles for loss ... Named second-team All-Sun Belt Conference ... Started eight of 11 games as sophomore and totaled 34 tackles, three sacks and eight tackles for loss ... Played in nine games as a freshman and had seven tackles and a team-high four sacks ... Credited with two sacks against Alcorn State in his first collegiate game ... Graduated with degree in criminal justice in 2011.

PERSONAL: Single ... Resides in New Orleans, La. ... Son of Laura and Jimmie Morgan ... Has two older brothers, Jimmie and Laura Morgan, and a younger brother, Lauren ... Participated in 2010 Chalk Talk event at EverBank Field ... Full name: Aaron Morgan.


AARON MORGAN'S REGULAR SEASON STATISTICS

TACKLES	GP/GS	TKL	SOLO	ASST	ST	SACKS	FF	FR	PD	TFL
2010 Jacksonville	7/0	3	2	1	2	0.0	0	0	0	0

**C.J.
MOSLEY****99****6-3 • 305 LBS.
MISSOURI
BORN AUGUST 6, 1983
KNOX, KENTUCKY
ACQ. FREE AGENT 2010
EXP.: 7TH YEAR****DL****GAMES PLAYED/STARTED:** 2005 (12/2), 2006 (6/0), 2007 (14/2), 2008 (16/1), 2009 (12/1), 2010 (8/0)**NFL TOTALS:** 68 games, 6 starts**JAGUARS TOTALS:** 8 games, 0 starts**POSTSEASON TOTALS:** 1 game, 0 starts**TRANSACTIONS:** Originally drafted by Minnesota in the sixth round (191st overall) of the 2005 draft ... Traded to New York Jets on 8/31/06 ... Signed by Cleveland as unrestricted free agent on 3/6/09 ... Released on 9/4/10 ... Signed by Jacksonville as free agent on 10/5/10.**PRO:** Seventh-year defensive lineman has played in 68 games with six starts ... Spent time with Minnesota, N.Y. Jets, Cleveland and Jacksonville ... Career totals include 91 tackles and eight sacks ... Originally drafted in the sixth round by Vikings in 2005 and was traded to the Jets in 2006 ... Spent the 2009 season with Cleveland where he played in 12 games with one start ... Recorded career-high three sacks as a rookie in 2005 ... Three-year letterman at Missouri and totaled 15.5 sacks in 36 games ...**2010:** Appeared in eight games in his first season with the Jaguars ... Signed with Jaguars on Oct. 5 after spending 2009 season with the Browns ... Totaled six tackles and one QB hit ... Was inactive for four games ... Saw first career action for Jaguars on **11/14 vs. HOU** ... Recorded a QB hit on **11/21 vs. CLE** ... Saw time at DT on **11/28 at NYG** and **12/5 at TEN** ... Had two tackles on **12/12 vs. OAK** ... Saw time at DT on **12/18 at IND** ... Tallied one tackle on **12/26 vs. WAS** ... Registered three tackles on **1/2 at HOU** ...**2009:** Appeared in 12 games and made one start ... Totaled 18 tackles (13 solo) ... Tied career-high with seven tackles on **10/11 at BUF** ... Made only start on **12/6 vs. SD** but left game in the first quarter with an ankle injury ... Was placed on injured reserve on Dec. 7 ...**2008:** Played in all 16 games for the first time in his career, making one start ... Finished with 22 tackles (11 solo), two tackles for loss, 1.5 sacks, three quarterback pressures and two passes defended ... **11/2 at BUF:** Split a sack of Trent Edwards ... **11/13 at NE:** Recorded five tackles and one sack ...**2007:** Played in 14 games with two starts at nose tackle ... Had 14 tackles (eight solo), 2.5 sacks and two forced fumbles ... **11/18 vs. PIT:** Split a sack with Shaun Ellis on Ben Roethlisberger, one of seven Jets sacks ... **11/22 at DAL:** Sacked and forced a fumble on Tony Romo ... **12/2 at MIA:** Posted two tackles and sacked John Beck for a nine-yard loss, forcing a fumble ... **12/9 vs. CLE:** Made his first start of the season ...**2006:** Appeared in six games with the Jets after being traded from the Vikings ... Was acquired by the Jets along with an undisclosed draft pick for quarterback BrooksBollinger ... Recorded seven tackles (six solo) and one sack ... **10/8 at JAX:** Made his Jets debut in defensive line rotation ... **12/17 at MIN:** Registered a sack of Brad Johnson in his first game against his old team ...**2005:** Played in 12 games with two starts for Minnesota ... Totaled a career-high 24 tackles (16 solo), 3.0 sacks, one pass defended and one forced fumble ... **11/27 vs. CLE:** Posted seven tackles including two sacks and forced a fumble of Trent Dilfer ... **12/4 at DET:** Made his first career start and recorded three tackles and one sack of Jeff Garcia along with a pass defended.**COLLEGE:** Recorded 167 tackles (111 solo), 15.5 sacks and 38 tackles for loss in 36 games at Missouri ... Added two forced fumbles, two fumble recoveries, three passes defended and one blocked kick ... Earned Associated Press All-Big 12 first-team honors as a senior, finishing with 6.5 sacks ... Had 67 tackles including 16 for a loss and ranked second on the team with six sacks as a junior ... Named second-team All-Big 12 ... Played in all 12 games as a sophomore and registered 41 tackles, eight tackles for loss and three sacks ... Redshirted in 2001 ... Majored in hotel and restaurant management.**PERSONAL:** Married (Cassandra) ... Attended Waynesville High (Mo.) ... Named Missouri's Defensive Lineman of the Year as a junior and senior ... Three-time all-district and all-state selection ... Career totals included 21 sacks and 267 tackles ... Finished third in the state in shot put in 2000 ... Father, Calvin Sr., is retired First Sergeant in the Army ... Was born in Ft. Knox (KY) and lived in Germany, California, Georgia, Kansas and Kentucky before settling in Missouri for high school ... Visited patients at the Atlantic Health Hospital in New Jersey in 2007 ... Visited patients at the Bristol-Myers Squibb Children's Hospital at Robert Wood Johnson University Hospital in New Brunswick, New Jersey in 2006 ... C.J. and his grandfather, Richard Hope, his two brothers, Theo Hightower and William Mosley, and sister, Michelle Mosley, honor the memory of their mother, Angela Mosley, who passed away from breast cancer in April 2007 at age 46 ... Mosley has dedicated his football career to his mother ... Full name: Calvin Michael Mosley.

**C.J. MOSLEY'S REGULAR SEASON STATISTICS**

TACKLES	GP/GS	TKL	SOLO	ASST	SACKS	FF	FR	PD
2005 Minnesota	12/2	24	16	8	3.0	1	0	1
2006 N.Y. Jets	6/0	7	6	1	1.0	0	0	0
2007 N.Y. Jets	14/2	14	8	6	2.5	2	0	0
2008 N.Y. Jets	16/1	22	11	11	1.5	0	0	2
2009 Cleveland	12/1	18	13	5	0.0	0	0	0
2010 Jacksonville	8/0	6	2	4	0.0	0	0	0
NFL totals: 6 years	68/6	91	56	35	8.0	3	0	3



SLADE NORRIS

6-2 • 232 LBS.
OREGON STATE
BORN OCTOBER 25, 1985
PORTLAND, OREGON
ACQ. FREE AGENT 2010
EXP.: 2ND YEAR

53

LB

GAMES PLAYED/STARTED: 2009 (4/0), 2010 (5/0)

NFL TOTALS: 9 games, 0 starts

JAGUARS TOTALS: 5 games, 0 starts

POSTSEASON TOTALS: 0 games, 0 starts

TRANSACTIONS: Originally drafted by the Oakland in the fourth round (126th overall) of the 2009 draft ... Waived on 9/4/10 ... Signed to Raiders practice squad on 9/5/10 ... Waived on 9/23/10 ... Signed by Seattle to practice squad on 9/29/10 ... Waived on 11/2/10 ... Signed by Jacksonville to practice squad on 11/10/10 ... Activated to 53-man roster on 12/2/10.

PRO: Second-year pro has played in nine games since entering the NFL as a fourth-round draft pick of the Oakland Raiders in 2009 ... Spent the 2010 preseason and the first two weeks of the regular season with the Raiders before being waived on Sept. 23 ... Was signed by the Jaguars to the practice squad on Nov. 10 and activated to the 53-man roster on Dec. 2 ... Was a three-year letterman at Oregon State and finished with 19 sacks in his final two seasons ...

2010: Spent preseason with Raiders and the first two weeks of the regular season on the practice squad ... Was signed to the Jaguars practice squad on Nov. 10 where he spent three weeks before being activated to the 53-man roster on Dec. 2 ... Recorded one special teams tackle on **12/5 at TEN** ... Saw time on special teams on **12/12 vs. OAK** ... Had one special teams tackle on **12/18 at IND** ... Saw action on special teams on **12/26 vs. WAS** ... Talled two special teams tackles on **1/2 at HOU** ...

2009: Played in four games as a rookie ... Opened the season on the Raiders practice squad before being moved to the active roster on Nov. 25 ...

Made NFL debut on **12/6 at PIT** ... Had two special teams tackles on **12/27 at CLE** ... Was placed on injured reserve on Dec. 30 with a hamstring injury.

COLLEGE: Three-year letterman at safety, LB and DE at Oregon State ... Finished with 19 sacks in final two seasons ... Ended career with 82 tackles ... Started all 13 games as a senior and ranked second on the team with 10 sacks along with 57 tackles ... Added 18.5 tackles for loss, two passes defended, three forced fumbles and one fumble recovery ... Moved from LB to DE prior to junior season ... Totaled nine sacks and 10 tackles for loss ... Finished with nine tackles as a sophomore as he contributed on special teams and at LB ... Named defensive scout team most valuable player ... Missed most of redshirt freshman season with injuries ... Majored in speech communications.

PERSONAL: Single ... Played DB and WR at Jesuit High School (Portland, Ore.) ... Also lettered in baseball as centerfielder and pitcher ... Recipient of the 2002 Multnomah Athletic Club Scholar-Athlete Award ... Full name: Slade Norris.

SLADE NORRIS' REGULAR SEASON STATISTICS

TACKLES	GP/GS	TKL	SOLO	ASST	ST	SACKS	FF	FR	PD	TFL
2009 Oakland	4/0	0	0	0	2	0.0	0	0	0	0
2010 Jacksonville	5/0	0	0	0	4	0.0	0	0	0	0
NFL totals: 2 years	9/0	0	0	0	6	0.0	0	0	0	0

**UCHE
NWANERI****77****6-3 • 318 LBS.
PURDUE
BORN MARCH 20, 1984
GARLAND, TEXAS
ACQ. 5TH ROUND OF 2007 DRAFT
EXP.: 5TH YEAR****G/C****GAMES PLAYED/STARTED:** 2007 (9/1, 0/0), 2008 (16/15), 2009 (16/13), 2010 (16/16)**NFL TOTALS:** 57 games, 45 starts**POSTSEASON TOTALS:** 0 games, 0 starts**TRANSACTIONS:** Originally drafted in the fifth round (149th overall) of the 2007 draft.

PRO: Physical fifth-year pro has started 45 of 57 games (16 at LG, 29 at RG) since joining the club as a fifth-round pick in 2007 ... Can play both guard and center ... Moved into the starting lineup in 2008 and made 15 starts at LG, started 13 games at RG in 2009 and all 16 games at RG in 2010 ... Played in nine games with one start as a rookie ... Regarded as one of the sleepers of the 2007 draft ... Joined LB Akinn Ayodele (2002) as only two players drafted from Purdue by the Jaguars ...

2010: Started all 16 games at RG for the first time in his career ... Paved the way for a ground attack that ranked third in the NFL with 149.7 rushing yards per game, the second-highest average in franchise history ... Offense set a franchise-record with four 200-yard rushing games including a record three straight ... Helped Maurice Jones-Drew earn second consecutive trip to the Pro Bowl ... Protected David Garrard who set a single-season franchise record with 23 TD passes ... Part of OL that helped offense rush for 216 yards on **10/10 at BUF** ... Offense totaled a season-high 491 yards of offense on **11/14 vs. HOU**, the fourth-most in team history ... Paved way for 258 rushing yards on a franchise-record 53 carries on **12/5 at TEN**, the second-most rushing yards in franchise history ... On **12/12 vs. OAK**, he helped offense produce two 100-yard rushers (Rashad Jennings, 109; Maurice Jones-Drew, 101) for only the third time in franchise history ...

2009: Played in all 16 games for the second consecutive season with 13 starts at RG ... Saw limited action on **9/13 at IND** and **9/20 vs. ARI** ... **9/27 at HOU:** Saw extensive action at RG after Maurice Williams moved to RT to replace injured Eben Britton ... **10/4 vs. TEN:** Made first start of the season at RG and helped team to 442 yards of offense including 323 passing yards by David Garrard, the third-most of his career ... **10/18 vs. STL:** Started at RG and helped offense to season-high 492 yards, the fourth-most in team history ... **11/1 at TEN:** Paved the way for season-high 217 rushing yards on 16 carries (13.6 avg.), the highest average per rush in the NFL since the 1970 merger ... **11/8 vs. KC:** Offense produced 426 total yards including 173 on the ground ...

2008: Started 15 of 16 games and did not miss a snap in the last 14 games ... Moved into starting role at LG after season-ending injury to Vince Manuwai on opening day ... **9/7 at TEN:** Replaced RG Maurice Williams who left the game after the first series with a biceps injury. Moved to LG when Manuwai was injured. Injured knee in the first quarter but returned to finish the game at LG ... **9/21 at IND:** Started at LG and played the entire game. Helped the Jaguars rush for season-high 236 yards and part of an offensive line that did not allow a sack ...

2007: Appeared in nine games with one start ... Saw extensive action on special teams ... Was inactive for both postseason games ... Saw action on special teams in first four games ... Was inactive for seven games ... **12/30 at HOU:** Made first career start at LG in place of rested starter Vince Manuwai in regular season finale.

COLLEGE: Played in 29 games at Purdue at LG ... Offense ranked among nation's best in total offense during career ... Started all 14 games at LG as a senior and helped team rank 13th in the nation in total offense, averaging 415.7 yards per game ... Suspended for the entire 2005 season and enrolled at Ivy Tech Community College in Indianapolis before re-enrolling at Purdue ... Started all 12 games at LG in 2004 and produced 44 knockdowns as part of an offensive line that helped the team rank fourth in the nation in passing offense at 321.2 yards per game ... Appeared in three games as a redshirt freshman ... Started career at DT before making the switch to the offensive line ... Majored in law and society.

PERSONAL: Single ... Resides in Garland, Texas. ... Was born in Dallas ... Parents are of Nigerian descent ... Attended Naaman Forest (Garland, Texas) High ... Rated the 48th-best DT in the nation by Student Sports Magazine as a senior ... Recorded 57 tackles, three sacks and two fumble recoveries as a senior ... Played in the Coca-Cola Classic All-Star Game ... Also participated in track ... Cousin, Ike Diogu, plays for the Sacramento Kings of the NBA ... Held monthly event, "Gaming 4 The Cause," at Sneakers Sports Grille during the 2009 and 2010 seasons to benefit the Daniel home ... Served food to the homeless in 2009



at Clara White Mission ... Participated in fundraiser as a celebrity bowler for Big Brothers & Big Sisters of Northeast Florida ... Made several school visits in 2008 including trips to West Nassau High School, Julington Creek Elementary, Pinedale Elementary and spoke to group of students at Mandarin Middle School in 2009 ... Supported Shop with a Jock event at Wal-Mart in December of 2008 for more than 50 children from the Bridge of Northeast Florida and the MaliVai Washington Kids Foundation ... Visited Mandarin Middle School in 2009 to reward students for their work in the Super Bowl of Caring Program ...

Teamed up with Activision Publishing and Pro vs. GI Joe in an online video game showdown in December of 2009 with military troops stationed across the world from the Touchdown Club at EverBank Field ... Attended several TeamTeal events in 2010 ... Supports and attends team sponsored events including Operation Blessing and Jaguars Sponsor Golf Tournament ... Participated in the 2011 Heal Zo Week to raise money for autism programs in Northeast Florida ... Full name: Uchekukwu Nwaneri ... Twitter handle is @Chuckwu77 ... Name pronounced: OO-chay wah-NEHR-ee.

	KASSIM OSGOOD	81
	6-5 • 220 LBS. SAN DIEGO STATE BORN MAY 20, 1980 SALINAS, CALIFORNIA ACQ. UFA 2010 (SAN DIEGO) EXP.: 9TH YEAR	WR

GAMES PLAYED/STARTED: 2003 (16/2), 2004 (16/7, 1/0), 2005 (12/3), 2006 (16/0, 1/0), 2007 (16/0, 3/0), 2008 (16/0, 2/0), 2009 (16/1, 1/0), 2010 (16/3)

NFL TOTALS: 124 games, 16 starts

JAGUARS TOTALS: 16 games, 3 starts

POSTSEASON TOTALS: 8 games, 0 starts

TRANSACTIONS: Originally signed as an undrafted rookie by San Diego on 5/2/03 ... Signed by Jacksonville as an unrestricted free agent on 3/6/10.

PRO: Veteran receiver who is known as one of league's best special teams performers ... Has played in 124 games with 16 starts in eight seasons after beginning career as undrafted rookie ... A three-time Pro Bowl selection as AFC special teamer, was first alternate in 2010 ... Has missed only four games and owns current streak of 80 consecutive regular season games played ... Career totals include 110 special teams tackles along with 39 receptions for 707 yards (18.1 avg.) and five TDs ... Has made two receptions of 50-plus yards ... Appeared in eight postseason games ...

2010: Played in all 16 games for fifth consecutive season, making three starts ... Voted first alternate special teamer for Pro Bowl ... Made six receptions for 60 yards and one TD, adding 14 special teams tackles to rank third on team ... Part of special teams unit that ranked in top 10 for opponents punt return (6.5 avg.) and opponents kickoff return average (21.5 avg.) ... **9/12 vs. DEN:** Made Jaguars debut and caught 24-yard TD pass in fourth quarter for winning score in opening day victory. TD was fifth of career and first since 2004 ... Made season-high two receptions for 22 yards on **11/21 vs. CLE** ... **12/12 vs. OAK:** Had impact on special teams with three tackles and forced fumble on Raiders kick return in third quarter to set up TD ... Made team-leading three tackles on special teams **12/18 at IND** ...

2009: Played in all 16 games for the fourth consecu-

tive season and sixth time in seven seasons ... Voted to third Pro Bowl as a special teams player and was named All-NFL by Pro Football Weekly and Pro Football Writers Association ... Was second on team with 15 special teams tackles (13 solo) ... Added one reception for 17 yards ... Had two special teams tackles in consecutive games: **11/8 at NYG** and **11/15 vs. PHI** ... Made start at WR in regular season finale on **1/3 vs. WAS** and had season-high three special teams tackles ...

2008: Appeared in all 16 games and was named second alternate for Pro Bowl as special teams player ... Led team with 17 special teams tackles ... Recovered an onside kick with just under one minute remaining in game on **12/14 at KC** which led to TD and win. A loss would have eliminated team from playoffs ...

2007: Played in all 16 games and was voted to second consecutive Pro Bowl as special teams standout ... Earned All-NFL and All-AFC honors from Pro Football Weekly and Pro Football Writers Association ... Compiled 14 special teams tackles along with two receptions for 23 yards ... Finished with three special teams tackles on **10/28 vs. HOU** ... On **12/9 at TEN**, he downed a punt at the one early in fourth quarter and teamed with Antonio Gates to down ball at two-yard line on first series of overtime ...

2006: Earned his first trip to the Pro Bowl as a special teams player ... Named All-AFC by Pro Football



Weekly and Pro Football Writers Association ... Finished with nine special teams tackles ... Posted team-high four special teams tackles on **1/14/07 at NE** in AFC Divisional Playoff Game ...

2005: Played in 12 games with three starts ... Recorded two receptions for 21 yards and career-high 19 special teams tackles ... Had season-high four special teams tackles on **10/30 vs. KC** including a three-yard tackle for loss on a punt return in fourth quarter ... Suffered torn pectoral muscle on **12/4 vs. OAK** and was placed on injured reserve ...

2004: Appeared in all 16 games with career-high seven starts ... Finished with career-high 15 receptions for 308 yards and two TDs ... Posted three receptions for 37 yards on **10/17 at ATL** ... Made career-long 65-yard reception on **11/28 at KC** and finished with season-high 92 receiving yards, and ran down Dante Hall on the opening kickoff of third quarter to prevent a TD ... Had two receptions for 43 yards on **12/26 at IND** and two receptions for 55 yards on **1/2 vs. KC** ...

2003: Finished with 13 receptions for 278 yards and two TDs as a rookie ... Played in all 16 games with two starts ... Scored first career TD on a 19-yard pass from Doug Flutie on **11/16 at DEN** ... Recorded first career 100-yard receiving game on **12/21 at PIT** with four receptions for 102 yards including a season-high 57-yard TD catch.

COLLEGE: Began career at Cal Poly from 1999-2000 before transferring to San Diego State for his final two seasons ... Earned first-team All-Mountain West Conference honors as a senior ... Finished second in the nation with 108 receptions and fourth with 119.4 yards per game ... Combined with J.R. Tolver to set NCAA record for combined receiving yards (3,337) and receptions (236) ... Was Division I-AA All-America selection as a sophomore at Cal-Poly, leading the nation in receiving yards while ranking second in yards per game and sixth in receptions per game ... Set I-AA single-game record with 376 receiving yards against Northern Iowa ... Earned degree in sociology.

PERSONAL: Single ... Attended North Salinas High School (Calif.) ... Lettered in football, basketball and track ... Started the Team K.O. Foundation under the non-profit umbrella of Athletes for Education (AFE) to recognize and reward youth who succeed in the classroom, improve their citizenship and make progress towards becoming more physically fit ... Was honored by the San Diego Police Historic Association in 2006 with its Jose Cota Man of the Year Award for community service ... In 2009 was selected as one 12 NFL players to receive a JB Award from CBS's James Brown and the NFL Players Association for his work in the community ... Donated 50 tickets to each Chargers home game for San Diego City School students that were selected by a committee of teachers based on outstanding academics and citizenship ... Completed course work in the spring of 2009 at San Diego State to earn bachelor's degree in sociology and become the first member of his family to hold a college degree ... Spends time acting in the offseason and holds a Screen Actors Guild Card, as well as one from the American Film, TV and Radio Association ... Screen credits include roles in the movie "We Were Soldiers," the CBS show "Jericho," MTV Shows "Road Rules: Viewers Revenge" and "Short Circuitz," along with several roles in television commercials ... Close friends with actor Michael Clarke Duncan, star of the movie "The Green Mile," and former UFC Champion Chuck Liddell ... Practices Capoeira in his spare time, a Brazilian form of martial arts ... Was active supporter in first season with the Jaguars, making nearly 20 appearances on behalf of club including Hometown Huddle, Draft Day Fan Fest and Team Teal initiative ... Participated in Children's Miracle Network fundraiser at Morton's Steakhouse as a celebrity waiter ... Spoke to a group of children at First Tee Jacksonville and was guest at the annual Taste of Golf event ... Participated both financially and in person at the 2010 Shop with a Jock event where more than 50 children from the Bridge of Northeast Florida and the Mali Vai Washington Foundation were treated to a shopping spree ... Twitter account is @Kassimsgood ... Born in Boston, Mass. ... Full name: Kassim Osgood.

KASSIM OSGOOD'S REGULAR SEASON STATISTICS

RECEIVING	GP/GS	NO	YDS	AVG	LG	TD	ST
2003 San Diego	16/2	13	278	21.4	57t	2	9
2004 San Diego	16/7	15	308	20.5	65	2	13
2005 San Diego	12/3	2	21	10.5	15	0	19
2006 San Diego	16/0	0	0	0.0	0	0	9
2007 San Diego	16/0	2	23	11.5	15	0	14
2008 San Diego	16/0	0	0	0.0	0	0	17
2009 San Diego	16/1	1	17	17.0	17	0	15
2010 Jacksonville	16/3	6	60	10.0	24t	1	14
NFL totals: 8 years	124/16	39	707	18.1	65	5	110

KASSIM OSGOOD'S POSTSEASON STATISTICS

RECEIVING	GP/GS	NO	YDS	AVG	LG	TD	ST
2004 San Diego	1/0	0	0	0.0	0	0	0
2006 San Diego	1/0	0	0	0.0	0	0	4
2007 San Diego	3/0	0	0	0.0	0	0	2
2008 San Diego	2/0	0	0	0.0	0	0	1
2009 San Diego	1/0	0	0	0.0	0	0	1
NFL totals: 8 years	108/13	0	0	0.0	0	0	8

**MONTELL
OWENS****24****5-10 • 225 LBS.****MAINE****BORN MAY 4, 1984****WILMINGTON, DELAWARE****ACQ. FREE AGENT 2006****EXP.: 6TH YEAR****FB****GAMES PLAYED/STARTED:** 2006 (14/0), 2007 (16/0, 2/0), 2008 (16/0), 2009 (16/0), 2010 (16/0)**NFL TOTALS:** 78 games, 0 starts**POSTSEASON TOTALS:** 2 games, 0 starts**TRANSACTIONS:** Signed as an undrafted rookie 4/30/06.

PRO: Regarded as one of the NFL's top special teams players ... Voted to first Pro Bowl in 2010 after being named an alternate in 2009 ... First special teamer to be voted to the Pro Bowl in franchise history ... Owns franchise record for career special teams tackles with 95 ... Has played in 78 games since earning a roster spot as a rookie free agent in 2006 including all 16 games in four of five seasons ... Enters season with a streak of 65 consecutive games played, the longest active streak on the roster ... Tied a single-season franchise record with 30 special teams tackles in 2009 and followed with team-high 20 in 2010 ... Ranked second on the team with 18 special teams tackles in 2008 and had two TDs on special teams ... Part of special teams unit that did not allow a punt return of more than 13 yards the last two seasons, the only team in the NFL to accomplish the feat ... Played major role on unit that led NFL in opponents punt return average (4.2) in 2009 and ranked first in the NFL in 2008 in opponent start position after kickoff (24.3) ... Re-signed in January 2009 ... Appointed by Jack Del Rio to Player Leadership Council in 2008 ... Had four special teams tackles in 2007 postseason ... One of only three undrafted rookies to make the Jaguars 2006 opening day roster ... Four-year letterman at Maine and only the fifth player in school history to play in the NFL ...

2010: Appeared in all 16 games for the fourth consecutive season ... Became first special teamer to be voted to the Pro Bowl in franchise history ... Led team with 20 special teams tackles and one fumble recovery ... Recorded at least one tackle in 13 of 16 games ... Had one kickoff return for 22 yards ... Part of special teams unit that ranked in top 10 for opponents punt return (6.5 avg.) and opponents kickoff return average (21.5 avg.) ... Opened season with one special teams tackle in each of the first four games ... **10/10 at BUF:** Had two special teams tackles and stopped a fake punt in the fourth quarter ... **11/28 at NYG:** Led team with two special teams tackles ... **12/12 vs. OAK:** Matched his career-high with four special teams tackles. Recovered a fumble forced by Kassim Osgood on a kickoff in the third quarter ... Tallied two special teams tackles on **12/26 vs. WAS** ... Became franchise's leader for special teams tackles on **1/2 at HOU** with two tackles ...

2009: Played in all 16 games for the third consecutive

season ... Led team with a career-high 30 special teams tackles (18 solo), tied for the most in franchise history ... Named AFC first alternate for Pro Bowl special teamer ... Spearheaded a unit that led NFL in opponents punt return average (4.2) for the first time in franchise history ... The 4.2-yard average was the third-lowest in the NFL since 2000 ... Totaled 12 tackles in the last five games ... Also saw action at FB and finished with two carries for one yard ... Added three kickoff returns for 49 yards with a long of 29 ... Had one carry for three yards in season-opener on **9/13 at IND** ... Saw action at FB and on special teams on **9/20 vs. ARI** and had one carry and recorded 29-yard kickoff return ... Finished with two special teams tackles on **9/27 at HOU** and **10/4 vs. TEN** ... Established career-high with four special teams tackles on **10/11 at SEA** ... Finished with three special teams tackles on **11/1 at TEN** and moved into second place in franchise history with 57 career tackles ... **11/8 vs. KC:** Had his second consecutive game with three special teams tackles ... Had one special teams tackle and one kickoff return for 17 yards on **11/29 at SF** ... Totaled three special teams tackles on **12/6 vs. HOU** ... Matched his career-high with four special teams tackles on **12/17 vs. IND** ... Concluded season on **1/3 at CLE** with three special teams tackles, tying the franchise single-season record with 30 ...

2008: Played in all 16 games for the second consecutive season, seeing action on special teams and at FB ... Ranked second on the team with 18 special teams tackles (14 solo) along with one fumble recovery, and tied for third in scoring with 3 TDs ... Had two rushes for 43 yards and two TDs, two receptions for 17 yards and two kickoff returns for 30 yards ... Named special teams player on Peter King's Sports Illustrated All-Pro Team ... Selected to USA Today All-Joe Team, which goes to players and coaches who have overachieved and are often overlooked ... Served as special teams captain ... **9/21 at IND:** Recorded first career reception of 10 yards on game-winning drive ... **9/28 vs. HOU:** Scored first career TD on a 41-yard run, the result of a fake-punt direct snap ... Had two special teams tackles on **10/5 vs. PIT** and **10/12 at DEN** ... Recorded two solo tackles on **11/2 at CIN** and recovered a fumble on a fourth quarter kickoff and returned it 18 yards for a TD ... **12/1 at HOU:** Had one assisted special teams tackle and returned two kickoffs for 30 yards ... **12/7 at CHI:**



Saw extensive action at FB ... **12/18 vs. IND:** Had a two-yard TD run and added three tackles on special teams ... **12/28 at BAL:** Made one reception for seven yards ...

2007: Played in all 16 games, mainly on special teams ... Ranked fourth on the team with a then career-high 19 special teams tackles ... **9/16 vs. ATL:** Led team with three special teams tackles ... **9/23 at DEN:** Recorded one special teams tackle and forced a fumble on the opening kickoff of the second half that was recovered by the Jaguars ... Recorded two special teams tackles on **10/14 vs. HOU, 11/25 vs. BUF** and **12/16 at PIT** ... **12/30 at HOU:** Recorded one special teams tackle and left game in the second quarter with a sprained ankle and did not return ... **1/5 at PIT:** Saw action on special teams in AFC Wild Card game. Recorded one tackle and returned two kickoffs for 15 yards ... **1/12 at NE:** Posted a team-high three special teams tackles in AFC Divisional Playoff game ...

2006: Played in 14 games, primarily on special teams ... Tied for sixth on team with eight special teams tackles ... **9/10 vs. DAL:** Recorded one solo special teams tackle and returned an onside kick four yards ... **9/18 vs. PIT:** Made team-high two special teams tackles ... **9/24 at IND:** Saw action at FB and helped Jaguars rush for 191 yards ... Also saw action at FB on **10/1 at WASH** ...

COLLEGE: Four-year letterman who played in 38 games at RB ... Set career-highs with 184 carries for 779 yards and nine TDs as a senior ... Played in nine games as a junior and had 49 carries for 187 yards and two TDs ... Appeared in nine games as a sophomore TB and rushed for 32 yards on 15 carries ... Played in 10 games as a freshman ... Majored in kinesiology.

PERSONAL: Married (Lisa Harris) ... Lives in

Jacksonville ... Attended Concord High in Wilmington, Del. ... Rushed for more than 1,100 yards and 20TDs ... Also lettered in baseball and track ... Took classes toward his bachelor's degree at Maine in the 2007 off-season ... Shared his testimony at Sacred Heart Church in 2008 and also made visit to Beaches Chapel Church ... Attended classes in 2010 at Harvard Business School as part of the NFL Business Management and Entrepreneurial program ... Supports team initiatives including Jaguars golf tournament and Draft Day Fan Fest ... Enjoys spending time at local community agencies where he encourages kids to live a healthy lifestyle ... Visited Washington, D.C., in February 2009 as guests of USO and made trip to Walter Reed Army Medical Center to visit wounded soldiers ... Taped a PSA with Comcast for World Wide Day of Play ... Participated in Muscular Dystrophy Association event at the Jacksonville Landing ... Visited North Shore K-8 for the What Moves U kickoff event ... Teamed up with Lift Up America and Tyson Foods to distribute food to more than 50 local soup kitchens and pantries ... Is a musician in his spare time and is an accomplished trumpet player ... Teamed up with 12 area high school students in 2009 to form the St. Johns River City High School Jazz All-Stars and performed at the Jazz Festival in downtown Jacksonville ... Participated in the 2009 and 2010 HEAL Zoo Walk ... Served as celebrity waiter for 2009 Children's Miracle Network fundraiser at Morton's Steakhouse ... Participated in photo shoot during the 2010 season to raise money for Boot Campaign, an organization that assists wounded returning combat military ... Distributed shoes and signed autographs for children at the Bridge of Northeast Florida in February of 2010 ... Spoke to a group of volunteers at Habitat for Humanity and participated in the organization's lego building contest at the Avenues Mall ... Held inaugural Montell Owens Football Camp in 2010 in his hometown ... Full name: Montell Ernest Owens.

MONTELL OWENS' REGULAR SEASON STATISTICS

		GP/GS	NO	YDS	AVG	LG	TD	
RUSHING								
2006 Jacksonville		14/0	0	0	0.0	0	0	
2007 Jacksonville		16/0	0	0	0.0	0	0	
2008 Jacksonville		16/0	2	43	21.5	41t	2	
2009 Jacksonville		16/0	2	1	0.5	3	0	
2010 Jacksonville		16/0	0	0	0.0	0	0	
NFL totals: 5 years		78/0	4	44	11.0	41t	2	
RECEIVING								ST
2006 Jacksonville		14/0	0	0	0.0	0	0	8
2007 Jacksonville		16/0	0	0	0.0	0	0	19
2008 Jacksonville		16/0	2	17	8.5	10	0	18
2009 Jacksonville		16/0	0	0	0.0	0	0	*30
2010 Jacksonville		16/0	0	0	0.0	0	0	*20
NFL totals: 5 years		78/0	2	17	8.5	10	0	@95

ADDITIONAL STATISTICS: One kickoff return for four yards in 2006; Two kickoff returns for 30 yards in 2008; Three kickoff returns for 49 yards in 2009; One forced fumble on 9/23/07 at Denver; One fumble recovery for TD on 11/2/08 at Cincinnati.

*Team Leader @Team record

MONTELL OWENS' POSTSEASON STATISTICS

		GP/GS	NO	YDS	AVG	LG	TD
RUSHING							
2007 Jacksonville		2/0	0	0	0.0	0	0

ADDITIONAL STATISTICS: Two kickoff returns for 15 yards in 2007; Four special teams tackles in 2007

**PAUL
POSLUSZNY****51**

6-1 • 238 LBS.
 PENN STATE
 BORN OCTOBER 10, 1984
 ALIQUIPPA, PENNSYLVANIA
 ACQ. UNRESTRICTED FREE AGENT (BUFFALO) 2011
 EXP.: 5TH YEAR

LB**GAMES PLAYED/STARTED:** 2007 (3/3), 2008 (16/16), 2009 (12/12), 2010 (13/13)**NFL TOTALS:** 44 games, 44 starts**POSTSEASON TOTALS:** 0 games, 0 starts**TRANSACTIONS:** Originally drafted by Buffalo in the second round (34th overall) of the 2007 draft ... Signed by Jacksonville as an unrestricted free agent on 7/29/11.

PRO: Smart, athletic and tough LB is entering his fifth NFL season ... Has started 44 games since he was a second-round pick of the Bills in 2007 ... Registered 405 tackles (292 solo) including three straight seasons of 100-plus tackles ... Has four INTs, three sacks, 14 passes defended, four forced fumbles and one fumble recovery ... Led Bills in tackles the last two seasons including a career-high 140 in 2010 ... Had career-best three INTs in 2009 ... Missed 13 games as a rookie with forearm injury ... Was first Bills rookie to start the season-opener since 1987 ... Was first player ever to record 100-plus tackles three times in a college career ... Two-time winner of Bednarik Award for best defensive player in the nation ...

2010: Started 13 games at MLB ... Led team with career-high 140 tackles (95 solo) along with a career-high two sacks, five QB pressures and three passes defended ... Had eight double-digit tackle games ... Opened season with eight tackles, one tackle for loss and second career sack on **9/12 vs. MIA** ... Was inactive on **9/19 at GB** and **9/26 at NE** ... Returned to the lineup on **10/3 vs. NYJ** and collected 12 tackles ... Led team with 13 tackles on **10/10 vs. JAX** ... Registered a career-high 13 tackles along with one QB hit and one pass defended on **10/31 at KC** ... Tied for a team high with 10 tackles on **11/7 vs. CHI** and followed with a game-high 13 tackles on **11/14 vs. DET** ... Had one tackle for loss and 10 total tackles on **11/21 at CIN** ... Paced team with 15 tackles including two tackles for loss and a sack on **12/5 at MIN** ... Made nine tackles on **12/12 vs. CLE** and 13 tackles on 12/26 vs. NE ... DNP on **1/2 at NYJ** ...

2009: Started 12 games at MLB ... Voted team captain ... Totaled 115 tackles (92 solo), one sack, three INTs, four passes defended and three forced fumbles ... Tied for second among NFL linebackers with three INTs and was first Bills LB with three INTs in a season since 2006 ... Had six tackles in the first half on **9/14 at NE** before leaving game in second quarter with an arm injury ... Inactive for next four games ... Returned to starting lineup on **10/18 at NYJ** and recorded nine tackles, one

tackle for loss, one QB hit and an INT. Intercepted Mark Sanchez in overtime which led to the game-winning FG ... Forced a fumble and accumulated nine tackles on **11/1 vs. HOU** ... Recorded first career sack which included a forced fumble on **12/3 vs. NYJ** ... Recorded an INT on **12/3 at KC** ... Tied for a game-high with nine tackles on **12/20 vs. NE** and had an INT in the 1st quarter. Became first Bills LB to post INTs in consecutive games since Bryce Paup in 1995 ...

2008: Started all 16 games for the only time in career ... Led team with 129 tackles (90 solo) ... Added four QB pressures, one INT, seven passes defended, one forced fumble and one fumble recovery ... Opened season on **9/7 vs. SEA** and had seven tackles ... Recovered first career fumble on **9/14 vs. OAK** ... Led the team in tackles with 12 on **9/28 at STL** ... Got first career forced fumble on **10/26 at MIA** ... Established a career-high with 13 tackles on **11/2 vs. NYJ** and registered first career INT on **12/14 at NYJ** ...

2007: Started three games as a rookie before suffering a season-ending forearm injury in week three ... Became first Bills rookie MLB to start the season-opener since Shane Conlan in 1987 ... Started first career game on **9/9 vs. DEN** and tied for team lead with 11 tackles ... Led team in tackles with 12 on **9/16 at PIT** ... Totaled three tackles on **9/23 at NE** before leaving game with an arm injury.

COLLEGE: Finished career with a school-record 372 tackles ... Started 37 of 44 games ... First player ever to record 100-plus tackles three times in a college career ... Two-time winner of the Bednarik Award for best defensive player in the nation, joining Pat Fitzgerald of Northwestern as the only players to win the award twice ... Won Dick Butkus Award for nation's top LB as a junior ... Served as first junior co-captain at Penn State since 1968 ... Called "best linebacker to ever play at Penn State" by Hall of Fame LB and PSU alum Jack Ham ... Suffered knee injury in Orange Bowl as a junior but returned to lead team with 116 tackles as a senior ...



Selected as first-team All-America by the Associated Press, Walter Camp, and the NFL Draft Report ... ESPN Academic All-America for Division I football ... Led team with 116 tackles as a junior and helped lead Penn State to Big Ten Conference and Orange Bowl title as a junior ... Became only seventh player in school history to earn first-team All-America and Academic All-America honors in the same season ... Became first Big Ten student-athlete selected Football Player of the Week for three consecutive weeks ... Academic All-America selection after earning a 3.66 GPA ... Totaled 104 tackles in 2004 and became first sophomore since 1992 to lead team in tackles ... Also tied for team lead with three sacks ... Changed number to 31 during season to honor former Penn State LB Shane Conlan ... Earned Academic All-District and Academic All-Big Ten honors ... Named to the Sporting News Big Ten Conference All-Freshman team ... Named to Dean's List five out of first six semesters ...

Graduated in three and a half years with a degree in finance.

PERSONAL: Single ... Attended Hopewell High (Pa.) where he lettered in football, basketball and baseball ... Led team to WPIAL and Pennsylvania Class AAA championships as a senior ... Served as team captain ... Totaled 88 tackles and six sacks at LB and set school records with 1,575 rushing yards and 15 TDs as RB ... Named Pittsburgh Post-Gazette, Pittsburgh Tribune-Review and Pittsburgh Athletic Association Player of the Year as senior ... Graduated 17th in his class of 220 with a 3.8 GPA ... Went on a 10-day trip to Iraq to visit military troops in January 2008 ... Brother, Stan, played baseball at West Virginia ... Younger brother, David, is a LB at Notre Dame ... Interned at UBS Financial Services in Pittsburgh during 2010 offseason ... Full name: Paul Posluszny, pronounced poz-LUZ-nee.

PAUL POSLUSZNY'S REGULAR SEASON STATISTICS

TACKLES	GP/GS	TKL	SOLO	ASST	ST	SACKS	FF	FR	PD
2007 Buffalo	3/3	26	20	6	1	0.0	0	0	0
2008 Buffalo	16/16	129	90	39	0	0.0	1	1	7
2009 Buffalo	12/12	110	87	23	0	1.0	3	0	4
2010 Buffalo	13/13	140	95	45	0	2.0	0	0	3
NFL totals: 4 years	44/44	405	292	113	1	3.0	4	1	14

INTERCEPTIONS	GP/GS	NO	YDS	AVG	LG	TD
2007 Buffalo	3/3	0	0	0.0	0	0
2008 Buffalo	16/16	1	9	9.0	9	0
2009 Buffalo	12/12	3	20	6.7	17	0
2010 Buffalo	13/13	0	0	0.0	0	0
NFL totals: 4 years	44/44	4	29	7.3	17	0

JAGUARS IN OVERTIME GAMES

11 GAMES, 7-4 RECORD

Won coin toss 6 times – 5-1 (one possession 4 times, both team possessions 2 times)

Lost coin toss 5 times – 2-3 (one possession 3 times, both team possessions 2 times)

- 9/22/96 at New England (L) – One possession (lost toss)
- 11/24/96 at Baltimore (W) – Multiple possessions (won toss)
- 10/26/97 at Pittsburgh (L) – One possession (lost toss)
- 10/29/00 at Dallas (W) – One possession (won toss)
- 11/14/04 vs. Detroit (W) – One possession (won toss)
- 9/25/05 at New York Jets (W) – Multiple possessions (lost toss)
- 10/16/05 at Pittsburgh (W) – Multiple possessions (lost toss)
- 10/1/06 at Washington (L) – One possession (lost toss)
- 9/28/08 vs. Houston (W) – One possession (won toss)
- 10/18/09 vs. St. Louis (W) – One possession (won toss)
- 12/26/10 vs. Washington (L) – Multiple possessions (won toss)

**ZACH
POTTER****88****6-7 • 280 LBS.
NEBRASKA
BORN MAY 4, 1986
OMAHA, NEBRASKA
ACQ. FREE AGENT 2009
EXP.: 2ND YEAR****TE****GAMES PLAYED/STARTED:** 2009 (1/1), 2010 (12/1)**NFL TOTALS:** 13 games, 2 starts**POSTSEASON TOTALS:** 0 games, 0 starts**TRANSACTIONS:** Originally signed by New York Jets as an undrafted rookie on 5/1/09 ... Waived on 9/5/09 ... Signed by Jacksonville to practice squad on 9/17/09 ... Signed to active roster on 12/21/09.**PRO:** Promising young tight end who was converted from college position of defensive end ... Originally signed as undrafted rookie by New York Jets and spent majority of first season on Jaguars practice squad ... Is powerful blocker and has four receptions in 13 games played ... Played in 50 games in college, finishing with eight sacks and 28 tackles for loss ...**2010:** Saw action in 13 games including second start of career ... Made three receptions for 24 yards ... Played extensively as extra TE and as blocker in short yardage situations in addition to playing on special teams ... Made first reception of season on **10/24 at KC ... 12/26 vs. WAS:** Saw most extensive action of season after Zach Miller left game with concussion, finishing with two catches for 14 yards ... The next week made second start of career in two-TE set in finale **1/2 at HOU ...****2009:** Spent majority of rookie season on practice squad ... Activated to 53-man roster on Dec. 21 ... Was inactive on **12/27 at NE ...** Started at TE in NFL debut on **1/3 at CLE** and recorded a three-yard reception from David Garrard.**COLLEGE:** Played in 50 games with 24 starts as

DE and was two-time honorable mention All-Big 12 selection ... Five-time Big 12 Commissioner's Academic Honor Roll selection ... Career totals included 96 tackles, 28 tackles for loss and eight sacks ... Added five blocked kicks and three in 2008, both school records ... As a senior ranked second on team with 16 tackles for loss and 5.5 sacks and added two INTs ... Served as team captain ... Played in all 12 games with 11 starts as a junior, finishing with 45 tackles, 11 tackles for loss and 2.5 sacks ... Appeared in 13 games as a sophomore and made three tackles ... Played in all 12 games as a true freshman ... Graduated in May 2009 with a degree in communications.

PERSONAL: Married (Tyeler Godbout) ... Resides in Omaha, Neb. ... Attended Creighton Prep, playing TE and DE ... Had 16 sacks and 109 tackles in final two seasons ... Was first-team all-state selection in basketball as a senior ... Won the Bert Renzer Award as the state's top male athlete from the B'Nai B'rith organization ... Avid supporter of NFL Play 60 program ... Signed autographs at Florida Times-Union to help raise money for United Way ... Participated in 2010 Operation Blessing ... Twitter handle is @ZachPotter88 ... Full name: Zach Potter.**ZACH POTTER'S REGULAR SEASON STATISTICS**

RECEIVING	GP/GS	NO	YDS	AVG	LG	TD
2009 Jacksonville	1/1	1	3	3.0	3	0
2010 Jacksonville	12/1	3	24	8.0	10	0
NFL totals: 1 year	13/2	4	27	6.8	10	0

**JOSH
SCOBEE****10**

6-1 • 210 LBS.
LOUISIANA TECH
BORN JUNE 23, 1982
LONGVIEW, TEXAS
ACQ. 5TH ROUND OF 2004 DRAFT
EXP.: 8TH YEAR

PK

GAMES PLAYED/STARTED: 2004 (16/0), 2005 (16/0, 1/0), 2006 (16/0), 2007 (8/0, 2/0), 2008 (16/0), 2009 (16/0), 2010 (16/0)

NFL TOTALS: 104 games, 0 starts

POSTSEASON TOTALS: 3 games, 0 starts

TRANSACTIONS: Originally drafted in the fifth round (137th overall) of the 2004 draft.

PRO: Veteran kicker who is closing in on team records in most scoring and kicking categories ... Kicked franchise-best 59-yard game-winning field goal in 2010 ... Has connected on 144 of 187 field goals (77.0 pct.) and 230 of 233 extra points for 662 points and is within striking distance of Mike Hollis' team-record 764 points ... His 144 career field goals are 31 behind Hollis' record 175, 77.0% field goal rate is second only to Hollis' 80.65%, and 230 extra points are just nine behind Hollis' record of 239 ... Is one of 18 players in team history to play in 100 games, with 104 in seven seasons ... Eighth-year pro has served as team's placekicker since being drafted in the fifth round of the 2004 draft ... Ranks fourth among all kickers in touchbacks from 2004-10 with 106 ... Has converted 13 of 23 field goals from 50+ yards, the most such field goals in team history ... Has connected on seven game-winning field goals ... Has led the team in scoring six of seven seasons and joins Mike Hollis and Fred Taylor as only three players in Jaguars history to score 100 points in a season ... Had streak of 61 consecutive games with a score snapped in 2009, the second-longest streak in team history ... Had career-best streak of 15 consecutive made field goals in 2006 and made first 14 in 2010 ... Set career-high with five field goals on Nov. 25, 2007 against Buffalo along with a career-high 18 points, and matched both numbers Oct. 10, 2010 at Buffalo ... Set franchise record with a field goal in 13 consecutive games from 2006-07 ... Scored 119 points in 2006, the third-highest single-season total in franchise history, on 26 field goals and 41 extra points ... Has been named AFC Special Teams Player of the Week five times in seven seasons ... Was the second placekicker taken in the 2004 draft after Nate Kaeding in the third round ...

2010: Led team with 107 points, tying second-most of career and most since 2005, with 22 field goals representing most in four years ... Converted first 14 field goal attempts of season

for fourth-longest streak in team history ... First seven field goal attempts of season were all from 44+ yards ... Had just four games with multiple field goals but made at least one in all 15 games in which he had an attempt ... Kicked off 75 times and had 15 touchbacks ... Scored total of 23 points in first four games including 51-yarder **9/26 vs. PHI**, and capped that span with team-record 59-yard FG **10/3 vs. IND** on final play of game for 31-28 victory. The 59-yard FG was the third-longest game-ending FG in NFL history and tied for the eighth-longest FG in NFL history ... The next week scored season-high 18 points **10/10 at BUF**, making all five field goal tries and all three PATs in best game of season. Four of five FGs were from 40+ yards: 49, 49, 34, 40, 46 ... **11/14 vs. HOU:** Made 38-yard field goal for 14th consecutive to start season before missing next two ... Played in 100th game **12/5 at TEN** and missed two field goal tries for only second time in season with 49-yarder blocked ... Made four of last six field goal attempts over final four weeks of season ...

2009: Played in all 16 games for the fifth time in his career ... Connected on 18 of 28 field goals (64.3 pct.) and 30 of 31 extra points for 84 points ... Reached the end zone with 33 of 63 kickoffs with 17 touchbacks, the fourth-most in the AFC ... Was 11 of 12 on field goals from less than 40 yards and four of nine from 50-plus yards ... Ranked tied for fourth in the NFL with four 50-yard field goals and his nine attempts were the most in the NFL ... **9/13 at IND:** Connected on two of three field goal attempts as he fell short on franchise-record attempt of 63 yards at the end of the first half. Converted field goals of 24 and 46 yards ... **9/20 vs. ARI:** Converted one of two field goals with one blocked. Was two for two on extra points ... **9/27 at HOU:** Connected on only FG attempt of 52. Added one special teams tackle ... **10/4 vs. TEN:** Finished with franchise-record five touchbacks and 13 points. Was three of four on field goals including a



50-yarder. Was wide left on 55-yard field goal attempt at the end of the first half. Six of his eight kickoffs reached the end zone ... **10/11 at SEA:** Did not attempt a field goal or extra point and had consecutive game scoring streak snapped at 61, the second-longest in franchise history ... **10/18 vs. STL:** Made 36-yard game-winning field goal in overtime. Was one of two on field goals, missing wide left from 58 yards at the end of first half ... **11/1 at TEN:** Finished one of two on extra points with his second attempt blocked ... **11/15 at NYJ:** Converted game-winning field goal from 21 yards ... **12/6 vs. HOU:** Connected on three of three field goals, hitting from 51, 46 and 24 yards ... **12/17 vs. IND:** Connected on a 50-yard field goal in the first quarter ... **1/3 at CLE:** Made 47-yard field goal ...

2008: Played in all 16 games and connected on 19 of 25 field goals (76.0 percent) and 33 of 33 extra points for a team-high 90 points ... Established career-high with four field goals from 50-plus yards ... Tied for sixth in the AFC and tied for 12th in the NFL with 10 touchbacks ... Kicked game-winning field goals in back-to-back games weeks three and four ... Had streak of 11 consecutive made field goals ... Part of special teams unit that led the NFL in opponents starting position after kickoffs (24.3 avg.) ... **9/7 at TEN:** Converted one of two field goals, missing from 37 yards and connecting from 27 yards ... **9/14 vs. BUF:** Hit on all three field goals, connecting from 28, 50 and 39 yards. Converted an onside kick attempt in the third quarter ... **9/21 at IND:** Was three-for-three on field goals including a 51-yard game-winning kick with four seconds remaining in the game. Also connected from 26 and 21 yards. Had six kickoffs with two touchbacks. Became only the fourth player in team history to surpass 400 career points. Named AFC Special Teams Player of the Week for his performance ... **9/28 vs. HOU:** Connected on all three field goals including a 37-yard game-winning kick in overtime. Also hit from 46 and 40 yards ... **10/12 at DEN:** Converted on only FG attempt of 48 yards and recorded three touchbacks ... **10/26 vs. CLE:** Connected on one-of-two field goal attempts, tying a franchise-record with a 53-yarder. First attempt of 38 yards was

blocked by Shaun Rogers, ending a streak of 11 consecutive made field goals. Suffered a wrist injury in the game and was forced to wear a cast the remainder of the season ... **11/2 at CIN:** Was successful on both field goal attempts, hitting from 52 and 26 yards ... **11/9 at DET:** Made 100th career field goal from 34 yards ... **11/23 vs. MIN:** Was one-of-three on field goals, connecting from 21 yards and missing wide left from 46 and 38 yards to mark only his third career game with two missed field goal attempts ... **12/14 vs. GB:** Missed only field goal attempt from 51 yards as the kick hit the left upright ...

2007: Played in only eight games after injuring right quadriceps in pregame warm-ups on opening day ... Connected on 12 of 13 field goals (92.3 percent) and 26 of 27 extra points for a team-leading 62 points ... Led the team in scoring for fourth straight season ... Missed eight games after playing in the season opener and ended a streak of 49 consecutive games played ... **9/9 vs. TEN:** Injured quadriceps in pre-game warmups. Connected on only FG attempt, hitting from 22 yards. Did not kickoff for first time in career. ... **9/16 vs. ATL:** Missed game and ended streak of 49 consecutive games played ... **11/18 vs. SD:** Returned to action after missing previous eight games with a quadriceps injury and played in 50th career game. Connected on only FG attempt of 48 yards ... **11/25 vs. BUF:** Connected on a career-high and tied team record with five of five field goals, hitting from 46, 33, 22, 23, 20. Had nine kickoffs with two touchbacks. Attempted 100th career field goal. ... **12/23 vs. OAK:** Did not attempt a field goal but connected on a team-record seven PATs ... **1/5 at PIT:** In AFC Wild Card Playoff game, connected on one of two field goals, missing from 46 yards and hitting from 25. Made game-winning field goal with less than a minute remaining in the fourth quarter. ... **1/12 at NE:** In AFC Divisional Playoff game, connected on both field goal attempts from 39 and 25 yards ...

2006: Played in all 16 games and connected on 81.3 percent (26 of 32) of field goals and hit on all 41 PATs ... Ranked third in the AFC and fifth in the NFL with a career-high 119 points ... Finished with career-high 21 touchbacks which ranked

GAME-WINNING FIELD GOALS

Kicker Josh Scobee has hit seven game-winning field goals for the Jaguars since entering the league in 2004 including two in 2009.

DATE	OPPONENT	FG	TIME	FINAL
10/24/04	at Indianapolis	53	0:38	27-24
1/5/08	at Pittsburgh	25	0:37	31-29
9/21/08	at Indianapolis	51	0:04	23-21
9/28/08	vs. Houston	37	11:25 (OT)	30-27
10/18/09	vs. St. Louis	36	8:00 (OT)	23-20
11/15/09	at New York Jets	21	0:03	24-22
10/3/10	vs. Indianapolis	59	0:05	31-28



second in the NFL ... Was 14 of 19 from 40-plus yards and hit a NFL-best 14 field goals from 40-49 yards ... Selected to USA Today All-Joe Team which goes to players who have overachieved and are often overlooked ... **9/18 vs. PIT:** Connected on all three field goal attempts which accounted for all the Jaguars scoring ... **10/1 at WAS:** Was three-for-three on field goals with all three from 40-plus yards, marking first time in career with three 40-plus yard field goals in a game ... **11/5 vs. TEN:** Connected on three field goal attempts and four PATs for 13 points ... **11/20 vs. NYG:** Tied then career-high with four field goals and finished with a season-high 14 points ... **11/26 at BUF:** Was one of two on field goals, ending a streak of 15 consecutive field goals made ... **12/3 at MIA:** Tied season-long with a 48-yard field goal ... **12/10 vs. IND:** Tied season-high with 14 points as he finished three of four on field goals, five of five PATs and recorded four touchbacks on eight kickoffs ...

2005: Led the AFC and ranked second in the NFL with 20 touchbacks on 77 kickoffs (26.0 pct.) ... Led the team in scoring with 107 points after connecting on 23 of 30 field goals and 38 of 39 extra points ... Ranked 10th in the AFC in points ... Won AFC Special Teams Player of the Week twice ... **9/11 vs. SEA:** Tied career-high with four field goals on five attempts, surpassing the 100 point mark in only his 17th career game. Also had four touchbacks, the only NFL player in Week One with multiple touchbacks ... **10/9 vs. CIN:** Was three for three on field goals and two for two on extra points for 11 points, including a 53-yard field goal that matched the team record ... **12/11 vs. IND:** Had one onside kick that was recovered by Rashean Mathis ... **1/1 vs. TEN:** Was two for two on field goals and four of five on extra points, snapping streak of 59 straight made extra points ... **1/7 at NE:** Hit on one of two field goals in AFC Wild Card game ...

2004: Led team in scoring with 93 points after connecting on 24 of 31 field goals and 21 of 21 extra points ... Finished season tied for third in AFC touchbacks with 11 touchbacks on 58 kickoffs ... **10/24 at IND:** Collected a season-high 13 points on four of four field goals and one extra point including the game-winning 53-yard field goal with 38 seconds remaining in the game and was named AFC Special Teams Player of the Week ... **11/28 at MIN:** Registered 10 points on three of three field goals, and one extra point and placed four of five kickoffs in end zone for touchbacks ... **1/2 at OAK:** Scored seven points on two of two field goal attempts.

COLLEGE: One of the premier placekickers in the country ... Won the kicking job as a true freshman and went on to set school career records, connecting on 66 of 92 field goals and 145 of 153 extra point attempts for 343 points ... Ranked second in field goal attempts in Western

Athletic Conference history ... First-team All-WAC choice as a senior and earned second-team honors as a junior and sophomore ... Majored in sociology.

PERSONAL: Married (Melissa) ... Lives in Longview, Texas ... Attended Longview High ... Handled punting and placekicking chores, earning first-team All-District honors as a kicker and second-team All-East Texas accolades as a punter ... Converted 23 of 23 extra points and six of nine field goals as a senior ... Participates in school visits and celebrity golf tournaments ... Avid golfer ... Participated in the Laterra Links Celebrity Shootout at King and Bear in May of 2008 to benefit the St. Johns County Council on Aging ... Was celebrity guest at 2009 Child Cancer Fund Golf Tournament ... Participates in a variety of community outreach activities which includes time spent at Wolfson Children's Hospital and reading to elementary students ... Participated in the Sea Star's golf tournament to benefit the American Red Cross in 2010 at Deerwood Country Club ... Served as a marshal escort for all four of Tiger Woods' rounds at the 2009 Players Championship at TPC Sawgrass and has continued to serve as a marshal the last two years ... Attempted to qualify for the 2010 and 2011 U.S. Open through local qualifier ... Supports and attends team-sponsored events including Food Drive Kickoff, Draft Day Fan Fest Jaguars annual golf tournament, Jaguars Taste of the NFL dinner and the Jaguars Foundation Playbooks reading initiative ... Served as celebrity chef at the Salvation Army's Celebrity Chef's fundraiser in 2008 ... Made 26 community appearances on behalf of the Jaguars in 2010 ... Participated in the 2010 PGA Tour's Family Fun Night at TPC Sawgrass ... Partnered with Jeremy Cain and Adam Podlesh to distribute tickets throughout the 2010 season to local charities ... Made several appearances at Team Teal events ... Played in golf tournament in 2010 to benefit St. Vincent Hospital ... Participated in 2010 and 2011 Fishing for the Cure event to raise money for the David Garrard Foundation which benefits North Florida families impacted by breast cancer and Crohn's disease ... Played in 2010 Murray Bros. Caddyhack Golf Tournament ... Participated in 2010 Jacksonville Association of Firefighters charity softball game ... Served as celebrity waiter for 2010 Children's Miracle Network fundraiser at Morton's Steakhouse ... Participated both financially and in person at the 2010 Shop with a Jock event at Target where more than 50 children from the Bridge of Northeast Florida and the Mali Vai Washington Kids Foundation were treated to a shopping spree ... Supports First Tee of Jacksonville ... Participated in photo shoot to raise money for Boot Campaign, an organization that assists wounded returning combat military ... Twitter handle is @JoshScobee10 ... Full name: Joshua Taylor Scobee.

**JOSH SCOBEE'S REGULAR SEASON STATISTICS**

SCORING		GP/GS	PAT	ATT	FG	FGA	PCT	LG	PTS
2004	Jacksonville	16/0	21	21	24	31	77.4	53	*93
2005	Jacksonville	16/0	38	39	23	30	76.7	53	*107
2006	Jacksonville	16/0	41	41	26	32	81.3	48	*119
2007	Jacksonville	8/0	26	27	12	13	92.3	48	*62
2008	Jacksonville	16/0	33	33	19	25	76.0	53	*90
2009	Jacksonville	16/0	30	31	18	28	64.3	52	84
2010	Jacksonville	16/0	41	41	22	28	78.6	@59	*107
NFL totals: 7 years		104/0	230	233	144	187	77.0	@59	662

FG ACCURACY		1-19	20-29	30-39	40-49	50+	TOTAL	PCT
2004	Jacksonville	0/0	10/10	8/11	5/7	1/3	24/31	77.4
2005	Jacksonville	0/0	9/9	7/8	5/10	2/3	23/30	76.7
2006	Jacksonville	0/0	5/6	7/7	14/18	0/1	26/32	81.3
2007	Jacksonville	0/0	6/6	3/3	3/4	0/0	12/13	92.3
2008	Jacksonville	0/0	7/7	3/6	5/7	4/5	19/25	76.0
2009	Jacksonville	0/0	7/8	4/4	3/7	4/9	18/28	64.3
2010	Jacksonville	2/2	3/3	6/7	9/14	2/2	22/28	78.6
NFL totals: 7 years		2/2	47/49	38/46	44/67	13/23	144/187	77.0

*Team leader @ Team record

ADDITIONAL STATISTICS: Special teams tackles: three in 2004, two in 2005, four in 2006, six in 2008, three in 2009, one in 2010; 11 touchbacks on 62 kickoffs in 2004; 20 touchbacks on 78 kickoffs in 2005; 21 touchbacks on 83 kickoffs in 2006; 12 touchbacks on 46 kickoffs in 2007; 10 touchbacks on 63 kickoffs in 2008; 17 touchbacks on 63 kickoffs in 2009; 15 touchbacks on 76 kickoffs in 2010; Total 108 touchbacks on 467 kickoffs.

JOSH SCOBEE'S POSTSEASON STATISTICS


SCORING		GP/GS	PAT	ATT	FG	FGA	PCT	LG	PTS
2005	Jacksonville	1/0	0	0	1	2	50.0	36	3
2007	Jacksonville	2/0	6	6	3	4	75.0	39	15
NFL totals: 7 years		3/0	6	6	4	6	66.7	39	18

JOSH SCOBEE'S SINGLE-GAME HIGHS**POINTS:** 18 (11/25/07 vs. Buffalo; 10/10/10 at Buffalo)**EXTRA POINTS:** 7 (12/23/07 vs. Oakland)**FIELD GOALS:** 5 (11/25/07 vs. Buffalo; 10/10/10 at Buffalo)**FIELD GOAL ATTEMPTS:** 5 (12/5/04 vs. Pittsburgh; 9/11/05 vs. Seattle; 11/25/07 vs. Buffalo; 10/10/10 at Buffalo)**LONGEST FIELD GOAL:** 59 (10/3/10 vs. Indianapolis)**JAGUARS SPECIAL TEAMS SCORES**

In 16 years, the Jaguars have scored 18 touchdowns on special teams in the regular season and one in the playoffs:

DATE	OPPONENT	PLAYER	SCORE
Dec. 3, 1995	at Denver	Jimmy Smith	blocked punt recovered in end zone
Dec. 3, 1995	at Denver	Jimmy Smith	89-yard kickoff return (after lateral from Desmond Howard)
Dec. 1, 1996	vs. Cincinnati	Mickey Washington	65-yard blocked field goal return
Sept. 22, 1997	vs. Pittsburgh	Chris Hudson	58-yard blocked field goal return
Dec. 7, 1997	vs. New England	Reggie Barlow	92-yard kickoff return
Dec. 27, 1997*	at Denver	Travis Davis	29-yard blocked punt return
Sept. 13, 1998	vs. Kansas City	Reggie Barlow	85-yard punt return
Nov. 1, 1998	at Baltimore	Alvis Whitted	24-yard blocked punt return
Sept. 12, 1999	vs. San Francisco	Jason Craft	23-yard fumble return
Nov. 21, 1999	vs. New Orleans	Reggie Barlow	74-yard punt return
Dec. 26, 1999	at Tennessee	Alvis Whitted	98-yard kickoff return
Nov. 18, 2001	at Pittsburgh	Elvis Joseph	95-yard kickoff return
Oct. 6, 2002	vs. Philadelphia	Bobby Shaw	69-yard punt return
Nov. 27, 2005	at Arizona	Derrick Wimbush	91-yard kickoff return
Dec. 10, 2006	vs. Indianapolis	Maurice Jones-Drew	93-yard kickoff return
Nov. 4, 2007	at New Orleans	Maurice Jones-Drew	100-yard kickoff return
Sept. 28, 2008	vs. Houston	Montell Owens	41-yard run (on fake punt)
Nov. 2, 2008	at Cincinnati	Montell Owens	18-yard fumble return
Dec. 19, 2010	at Indianapolis	Mike Thomas	78-yard punt return

* Playoff game

**CLINT
SESSION****55****6-0 • 235 LBS.
PITTSBURGH
BORN SEPTEMBER 22, 1984
POMPAÑO BEACH, FLORIDA
ACQ. UNRESTRICTED FREE AGENT (INDIANAPOLIS) 2011
EXP.: 5TH YEAR****LB****GAMES PLAYED/STARTED:** 2007 (13/1, 1/0), 2008 (16/15, 1/1), 2009 (14/14, 3/3), 2010 (5/5)**NFL TOTALS:** 48 games, 35 starts**POSTSEASON TOTALS:** 5 games, 4 starts**TRANSACTIONS:** Originally drafted by Indianapolis in the fourth round (136th overall) of the 2007 draft ... Signed by Jacksonville as an unrestricted free agent on 7/29/11.

PRO: Physical, explosive LB who can play weakside or strongside ... Spent the last four seasons with Indianapolis after being selected in the fourth round of the 2007 draft ... Has played in 48 games with 35 starts ... Career totals include 264 tackles (195 solo), four INTs, five forced fumbles and 1.5 sacks ... Has played in five postseason games with four starts ... Was limited to five games in 2010 because of an elbow injury ... Registered career-best 104 tackles and two INTs in 2009 ... Four-year letterman at Pittsburgh where he finished with 29.5 tackles for loss ... Native of Pompano Beach, Fla. ...

2010: Started five games at WLB ... Was inactive for 11 games with an elbow injury ... Totaled 38 tackles (31 solo), one sack, one QB pressure and one pass defended ... Opened season as starter on **9/12 at HOU** and posted six tackles ... Was inactive on **9/19 vs. NYG** and **9/26 at DEN** ... Returned to lineup on **10/3 at JAX** and had four tackles ... Recorded a season-high 10 tackles (eight solo) on **10/10 vs. KC** ... Followed with 10 tackles on **10/17 at WAS** ... Totaled eight solo tackles including one sack on **11/1 vs. HOU** ...

2009: Started 14 games at WLB ... Ranked third on team with a career-high 104 tackles (78 solo) ... Added two INTs, two passes defended, one forced fumble ... Posted double-digit tackles in four games and had three nine-tackle outings ... Added two special teams tackles ... Tied for team lead with eight tackles on **9/21 at MIA** ... Paced team with nine tackles on **10/11 at TEN** and also had nine stops on **11/1 vs. SF** ... Tallied 12 tackles and one INT on **11/8 vs. HOU** and intercepted Matt Schaub in the fourth quarter with team holding a 20-17 lead ... Registered a season-high 14 tackles on **11/22 at BAL** ... Posted 10 tackles on **11/29 at HOU** and scored on a 27-yard INT return to give the Colts a 28-20 lead with 8:09 left ... Made 12 tackles and one forced fumble on **12/6 vs. TEN** ... Started all three postseason games at WLB and finished with 16 tackles, one fumble recovery and one QB pressure ... Recovered a fumble on **1/16 vs. BAL** in AFC Divisional Playoff ... Totaled seven tackles on **1/24 vs. NYJ** in AFC Championship game and had five tackles on **2/7 vs. NO** in Super Bowl XLIV ...

2008: Started 15 of 16 games at SLB and totaled 99 tackles (70 solo), two passes defended, three forced fumbles ... Added four solo special teams tackles ... Totaled eight tack-

les on **9/7 vs. CHI** ... Registered season-high 12 tackles (10 solo) on **9/21 vs. JAX** ... Led team with 11 tackles (8 solo) on **10/27 at TEN** ... Forced a fumble and added eight tackles on **11/16 vs. HOU** ... Made eight tackles and forced a fumble on **12/18 at JAX** ... Started at SLB in AFC Wild Card Playoff game on **1/3 at SD**, finishing with 10 tackles ...

2007: Appeared in 13 games as rookie and made one start ... Saw extensive action on special teams ... Finished with 23 tackles (16 solo), one forced fumble, two INTs ... Had a career-high 10 special teams tackles ... Made lone start on **11/11 at SD** and made five tackles and two INTs ... Totaled a season-high seven tackles on **12/9 at BAL** ... Forced a fumble and contributed six tackles on **12/30 vs. TEN** ... Had three special teams tackles on **11/22 at ATL** ... Saw action on special teams in AFC Divisional Playoff game on **1/13 vs. SD**.

COLLEGE: Four-year letterman ... Played in 44 games with 25 starts ... Career totals included 259 tackles (161 solo), 29 tackles for loss, 2.5 sacks, seven forced fumbles, one fumble recovery, seven passes defended and three INTs ... Served as team captain ... Started all 12 games at SLB as senior ... Had 101 tackles (67 solo), 12 tackles for loss, one sack, five forced fumbles, one fumble recovery and one INT ... Recorded a 78-yard INT return for a TD vs. Virginia ... Made transition from MLB to SLB as a junior ... Started two of eight games while battling injuries ... Contributed 28 tackles (19 solo) and two forced fumbles ... Started 11 of 12 games at MLB as sophomore ... Finished with 91 tackles (46 solo), 7.5 tackles for loss and two INTs ... Appeared in all 12 games as a freshman and had 39 tackles (29 solo), 7.5 tackles for loss and one sack ... Holds degree in administration of justice.

PERSONAL: Single with daughter, Raegan Nala ... Resides in Pompano Beach, Fla. ... Attended Blanche Ely High School ... First-team All-Florida 5A selection and first-team All-Broward County Athletic Association honoree ... Was four-year letterman and three-year starter at MLB and saw action at FB in goal line situations ... Team finished 36-5 during his three years as a starter ... Totaled 138 tackles, seven sacks and 11 fumble recoveries (three for TDs) as a senior ... Led team to state title with a 14-1 record ... Also lettered in track and field ... Honor roll student ... Full name: Clinton Bernard Session Jr.




CLINT SESSION'S REGULAR SEASON STATISTICS

TACKLES	GP/GS	TKL	SOLO	ASST	SACKS	FF	FR	PD
2007 Indianapolis	13/1	23	16	7	0.0	1	0	0
2008 Indianapolis	16/15	99	70	29	0.0	3	0	2
2009 Indianapolis	14/14	104	78	26	0.5	1	0	2
2010 Indianapolis	5/5	38	31	7	1.0	0	0	1
NFL totals: 4 years	48/35	264	195	69	1.5	5	0	5

INTERCEPTIONS	GP/GS	NO	YDS	AVG	LG	TD
2007 Indianapolis	13/1	2	3	1.5	3	0
2008 Indianapolis	16/15	0	0	0.0	0	0
2009 Indianapolis	14/14	2	35	17.0	27t	1
2010 Indianapolis	5/5	0	0	0.0	0	0
NFL totals: 4 years	44/44	4	38	9.5	27t	1

CLINT SESSION'S POSTSEASON STATISTICS

TACKLES	GP/GS	TKL	SOLO	ASST	SACKS	FF	FR	PD
2007 Indianapolis	1/0	0	0	0	0.0	0	0	0
2008 Indianapolis	1/1	10	9	1	0.0	0	0	0
2009 Indianapolis	3/3	16	10	6	0.0	0	1	0
2010 Indianapolis	0/0	0	0	0	0.0	0	0	0
NFL totals: 4 years	5/5	26	19	7	0.0	0	1	0

**D'ANTHONY
SMITH**

6-2 • 298 LBS.
LOUISIANA TECH
BORN JUNE 9, 1988
PICKERING, LOUISIANA
ACQ. 3RD ROUND OF 2010 DRAFT
EXP.: 2ND YEAR

95**DT****GAMES PLAYED/STARTED:** 2010 (IR)**NFL TOTALS:** 0 games, 0 starts**POSTSEASON TOTALS:** 0 games, 0 starts**TRANSACTIONS:** Originally drafted in the third round (74th overall) of the 2010 draft.

PRO: Looks to return to form after spending rookie season on injured reserve ... Suffered an Achilles injury on Aug. 2 in training camp ... Aggressive, physical tackle adds depth to DL ... Two-time first-team All-Western Athletic Conference (WAC) selection ... Played in the Senior Bowl alongside Jaguars 2010 first-round pick Tyson Alualu ... First Louisiana Tech player drafted since 2007 (Johnathan Holland, Oakland) and highest selection since 1999 (Troy Edwards, 13th overall, Pittsburgh) ... Third player in school history to be drafted by the Jaguars, joining Josh Scobee (2004) and Joe Chustz (2000) ...

2010: Suffered an Achilles injury early in training camp (Aug. 2) and was placed on injured reserve Aug 31.

COLLEGE: Two-time first-team All-Western Athletic Conference (WAC) selection ... Started 44 of 49 games including 31 consecutive games ... Finished career with 23.5 tackles for loss and

12.5 sacks ... Made 197 tackles ... Began his career as a TE before making move to DL ... Started all 12 games at RDT as a senior and was an All-WAC first-team selection ... Finished with 51 tackles along with 3.5 sacks, 5.5 tackles for loss, five QB pressures and one fumble recovery ... Served as team captain ... Made 13 starts at DT as a junior ... Earned All-WAC first-team and was first-team All-Louisiana by Louisiana Sportswriters Association ... Led team with five sacks and eight tackles for loss ... Ranked third on the team with career-high 65 tackles while adding three passes defended and three QB pressures ... Led team to first bowl appearance in seven years, a win over Northern Illinois in the Independence Bowl ... Started 11 games at RDT as a sophomore, missing one game with an injury ... Totaled 43 tackles, 3.5 sacks and 6.5 tackles for loss ... Added one forced fumble ... Appeared in all 13 games with eight starts as a true freshman ... Saw action at both DE and DT ... Registered 38 tackles and 3.5 tackles for loss



... Recorded INT against Nebraska ... Graduated in three and half years with a bachelor's degree in psychology while boasting a 3.0 grade point average.

PERSONAL: Single ... Resides in Pickering, Louisiana ... Attended Pickering (La.) High School ... Four-year starter at DL and TE ... Three-time all-district selection ... Led school to District 5-2A title as a senior, finishing with 80 tackles, five tackles for loss and three sacks ... Three-time selection to All-West Central Louisiana team ... As a junior, named District 5-2A Defensive Player of the Year ... Also played basketball for four seasons and lettered on the track and field team ... Competed in shot put and was district cham-

... Won the Louisiana Class 2A state title in the shot put as a junior and senior ... Comes from military family and was born in Berlin, Germany ... Supports and attends team sponsored events including Jaguars Readers party, Team Teal initiative, World Wide Day of Play, Hometown Huddle and Operation Blessing ... Visited Ronald McDonald House to sign autographs in October 2010 ... Participated both financially and in person at the 2010 Shop with a Jock event at Target where more than 50 children from the Bridge of Northeast Florida and the Mali Vai Washington Kids Foundation were treated to a shopping spree ... Son of Lidia and Anthony Smith ... Full name: D'Anthony Smith.

	DARYL SMITH	52
	6-2 • 249 LBS. GEORGIA TECH BORN MARCH 14, 1982 ALBANY, GEORGIA ACQ. 2ND ROUND OF 2004 DRAFT EXP.: 8TH YEAR	LB

GAMES PLAYED/STARTED: 2004 (15/13), 2005 (16/16, 1/1), 2006 (16/16), 2007 (15/15, 2/2), 2008 (14/14), 2009 (16/16), 2010 (16/16)

NFL TOTALS: 108 games, 106 starts

POSTSEASON TOTALS: 3 games, 3 starts

TRANSACTIONS: Originally drafted in the second round (39th overall) of the 2004 draft.

PRO: Veteran LB has been a steady force for Jaguars defense in seven NFL seasons ... Owns team record with 918 tackles and has surpassed 100-plus tackles in six straight seasons ... Ranks ninth in team history with 10 takeaways ... Has started 106 of 108 games and missed only three games due to injuries ... Has started at both outside and middle linebacker since being selected in the second round (39th overall) of the 2004 draft ... Of 106 career starts, 85 have been at OLB and 21 at MLB ... Career totals include 18.0 sacks, 44 tackles for loss, seven forced fumbles, five fumble recoveries, five INT and 28 passes defended ... Only player in franchise history with a streak of five straight seasons with 100-plus tackles including a career-high 170 in 2006 ... Has tied or led the team the last two seasons in tackles, tackles for loss and forced fumbles ... Posted a career-high 20 tackles on Dec. 19, 2010 at Indianapolis ... Ranked second on the team in 2007 and 2008 in tackles ... Recorded first career TD on a 77-yard fumble return in 2007 ... Made 13 starts as a rookie at OLB in 2004, tying for the fourth-most in team history ...

2010: Started all 16 games for the fourth time in his career ... Registered a team-high 156 tackles, the second-most of his career, and became the franchise's all-time leading tackler with 918 ...

Marked his sixth consecutive season with 100-plus tackles ... Tied for team-lead with eight tackles for loss and added 3.5 sacks, eight QB pressures, one forced fumble and one INT ... **9/12 vs. DEN:** Tied for the team-lead with 11 tackles (eight solo) and intercepted Kyle Orton on Broncos final drive to seal the victory. Also forced a Cornell Buckhalter fumble that was recovered by Sean Considine in the second quarter. Named AFC Defensive Player of the Week for his performance ... **9/19 at SD:** Led team with 13 tackles including a sack of Philip Rivers for an eight-yard loss in the first quarter. Finished with two tackles for loss ... Made eight tackles in three straight games: **9/26 vs. PHI, 10/3 vs. IND and 10/10 at BUF ... 10/24 at KC:** Registered 10 tackles and did not miss a snap ... **10/31 at DAL:** Recorded 10 tackles, one tackle for loss and one QB hit ... **11/21 vs. CLE:** Posted a team-high 13 tackles, 1.5 sacks and one QB hit ... **11/28 at NYG:** Eclipsed 100-plus tackles for the season ... **12/5 at TEN:** Led team with seven tackles and deflected a Kerry Collins pass in the fourth quarter which resulted in a William Middleton INT ... **12/18 at IND:** Produced a career-high 20 tackles (18 solo) with two tackles for loss and one sack. The 20 tackles tied for the fifth-most in team history ... Concluded season with 13 tackles on **12/26 vs. WAS and 1/2 at HOU ...**



2009: Led team with 150 tackles, his fifth consecutive season with 100-plus tackles, and career-high nine tackles for loss and three forced fumbles ... Added 1.5 sacks, two fumble recoveries and one INT ... Started all 16 games for the third time in his career, one of only four defensive players to do so in 2009 (Derek Cox, Terrance Knighton, Derrick Harvey) ... Posted double-digit tackles in 10 games ... Was only player on the team with a sack, tackle for loss, INT, forced fumble and fumble recovery ... **9/13 at IND:** Totaled 13 tackles (eight solo) in season-opener ... **9/20 vs. ARI:** Finished with 11 tackles and a forced fumble ... **9/27 at HOU:** Forced and recovered a fumble by RB Chris Brown at the one-yard line on the Texans' final drive to seal the victory. Finished with eight tackles, three QB pressures and one pass defended ... **10/4 vs. TEN:** Led team with 12 tackles ... **10/11 at SEA:** Had seven tackles and a forced fumble ... **11/1 at TEN:** Totaled 12 tackles with one for a loss ... **11/8 vs. KC:** Registered nine tackles (eight solo) including two for a loss and had 1.5 sacks. Sacked Matt Cassel on the first play of third quarter and teamed up with Terrance Knighton to sack Cassel in the fourth quarter ... **11/29 at SF:** Led team with 11 tackles and two QB pressures on 61 snaps ... **12/6 vs. HOU:** Led team for second consecutive game with 11 tackles including one for a loss ... **12/13 vs. MIA:** Had 11 tackles, one for a loss, and one pass defended in 71 snaps ... **12/17 vs. IND:** Played all 52 snaps and intercepted Peyton Manning on a tipped ball by Reggie Nelson ... **12/27 at NE:** Made team-high 12 tackles including one for a loss. Recovered a fumble on the goal line to prevent a Patriots score on the opening drive of the game ... **1/3 at CLE:** Posted a season-high 15 tackles including one for a loss in season-finale ...

2008: Started 14 games before going on injured reserve Dec. 16 with a groin injury ... Served as team captain ... Did not miss a snap in nine of 14 games and had at least nine tackles in eight games ... Started first eight games at OLB before moving to MLB for six games ... Ranked second on the team with 130 tackles (89 solo) along with 2.5 sacks, four passes defended, four tackles, seven QB pressures and one forced fumble ... **9/21 at IND:** Posted first sack of season on Peyton Manning ... **9/28 vs. HOU:** Led team with a season-high 16 tackles along with one pass defended and one forced fumble ... Led team with 11 tackles on **10/5 vs. PIT** and nine tackles on **10/12 at DEN** ... Had seven tackles apiece on **10/26 vs. CLE** and **11/2 at CIN** ... **11/9 at DET:** Made first start of the season at MLB and led team with 13 tackles and two for a loss. Tied for team lead with 1.5 sacks. Split a sack of Daunte Culpepper with Derrick Harvey in the third quarter and dropped Drew Stanton in the fourth quarter ... **11/16 vs. TEN:** Started at MLB and made team-high 10 tackles ... **11/23 vs. MIN:** Finished with team-high nine tackles and notched fourth consecutive season with at least 100 tackles ... **12/7 at CHI:** Led team with 12 tackles and one for a loss ... **12/14 vs. GB:** Registered a team-high 12 tackles but left game in the fourth quarter with a groin strain and did not return. Was placed on

injured reserve two days later ...

2007: Started the first 15 games before being rested in the regular season finale ... Started both playoff games ... After playing first 10 games at OLB moved to MLB following season-ending injury to Mike Peterson ... Ranked second on team with 117 tackles and tops with six tackles for a loss ... Added 1.5 sacks, eight passes defended, two fumble recoveries and scored first career TD on a fumble recovery against Houston ... Surpassed 100 tackles for the third consecutive season ... **10/14 vs. HOU:** Made 50th career start. Tallied nine tackles and returned a fumble for 77 yards to score first career TD ... **10/22 vs. IND:** Started at OLB and recorded 10 tackles and one QB pressure ... **11/25 vs. BUF:** Made first start of the season at MLB replacing injured Mike Peterson. Led team with 12 tackles ... **12/2 at IND:** Started at MLB and recorded 10 tackles with two tackles for loss. Split sack of Peyton Manning with Paul Spicer ... **12/9 vs. CAR:** Started at MLB and led team with 10 tackles, one sack, two passes defended. Also recovered a fumble forced by John Henderson which led to a TD. Sacked Vinny Testaverde ... **12/23 vs. OAK:** Started at MLB and recorded seven tackles, one for a loss and one QB pressure. Made 60th career start ... **12/30 at HOU:** Inactive. Was rested in regular season finale ... **1/5 at PIT:** Started at MLB in AFC Wild Card Playoff game and made 11 tackles and one for a loss ... **1/12 at NE:** Started at MLB in AFC Divisional Playoff game and led team with 15 tackles, tied for fourth-most in team postseason history ...

2006: Started all 16 games with five at OLB and 11 at MLB ... Moved from the outside to the middle due to a season-ending injury to Mike Peterson ... Led team with a career-high 170 tackles, three sacks, one INT and one forced fumble ... Recorded double-digit tackles in nine games, including 17 tackles in two games (**11/12 vs. HOU**, **12/10 vs. IND**) ... **10/22 at HOU:** Made first start at MLB and registered a team-high 16 tackles, one for a loss, one QB pressure and one pass defended ... **11/12 vs. HOU:** Made season-high 17 tackles along with one sack and one forced fumble ... **12/10 vs. IND:** Posted team-high 17 tackles and recorded a sack of RB Joseph Addai on an attempted pass play ... **12/31 at KC:** Led team with 12 tackles along with one sack and one INT off Trent Green ...

2005: Started all 16 games in second NFL season ... Ranked second on team behind LB Mike Peterson (190) with 117 tackles (68 solo) ... Led team with seven tackles for loss and registered career-high four sacks ... **9/11 vs. SEA:** In season-opener, made crucial INT in fourth quarter and finished with five tackles, one pass defended and one QB pressure ... **10/9 vs. CIN:** Had best all-around game with nine tackles, one sack, one forced fumble and one QB pressure. Picked up sack of Carson Palmer with 1:28 remaining in the game and forced a fumble to seal the victory ... **11/6 vs. HOU:** Registered 10 tackles along with one sack ... **12/4 at CLE:** Had one sack ... **12/24**



at HOU: Recorded a then career-high 18 tackles ... **1/7 at NE:** Started at OLB in AFC Wild Card game and finished with eight solo tackles and one sack. Sacked Tom Brady on the final play of the first half ...

2004: Started 13 games and played in 15 ... Was slowed by a knee injury in the middle of the season, but still managed to finish with 78 tackles, and recorded two sacks, one INT and one fumble recovery ... **9/12 at BUF:** Started at OLB in first NFL game and collected eight tackles ... **10/3 vs. IND:** Grabbed first career INT off Peyton Manning ... **10/31 at HOU:** Suffered sprained knee and was inactive the next week vs. Detroit ... **12/12 vs. CHI:** Made nine tackles including the first sack and safety of career ... **12/19 at GB:** Totaled five tackles, one sack and one fumble recovery ... **1/2 at OAK:** Notched a season-high 11 tackles, three passes defended, including one in the end zone in the fourth quarter that saved a game-tying TD.

COLLEGE: Four-year letterman who led the team in tackles twice in four seasons ... Started 44 of 46 games, recording 383 tackles (207 solo) with 15 sacks, 48 tackles for loss, three INTs, four fumble recoveries and three forced fumbles ... Finished second on the team as a senior with a career-high 129 tackles ... Majored in biology.

PERSONAL: Married (Ramee) with a daughter (Daryn) ... Lives in Jacksonville ... Attended Dougherty County (Albany, Ga.) High ... Named to the Atlanta Journal-Constitution's Top 75 in

Georgia ... Recorded 103 tackles, five sacks, four forced fumbles and two INTs as a senior ... Added 117 tackles and seven sacks as a junior ... Played in the Georgia-Florida All-Star Game ... Also lettered in baseball ... Established a program in the offseason with the linebackers to make bi-weekly visits to Wolfson Children's Hospital, where the players visit with patients, sign autographs and distribute gifts ... Attended the 2008 Campbell's Chunky Soup 'Click for Cans' donation event held at a local food bank ... Participated in the Jacksonville Association of Firefighters charity softball game in 2008 and 2010 at Jacksonville University ... Visited children in the after-school program at the Police Athletic League in 2008 ... Participated in Children's Miracle Network fundraiser as a celebrity waiter the last four years ... Actively supports and attends team sponsored events like Operation Blessing, Food Drive, Jaguars Taste of the NFL dinner, HabiJax, Draft Day Fan Fest, Jaguars annual golf tournament and Jaguars Foundations Playbook initiative ... Supported 2009 "Dance for a Cause" event for Jack Del Rio Foundation ... Participated in Salvation Army's Women's Auxillary's event as a celebrity chef the last two years ... Participated both financially and in person at the 2010 Shop with a Jock event at Target where more than 50 children from the Bridge of Northeast Florida and the Mali Vai Washington Kids Foundation were treated to a shopping spree ... Participated in the 2010 Yo Gabba Gabba show at Veterans Memorial Arena ... Full name: Daryl Lamont Smith.

DARYL SMITH'S REGULAR SEASON STATISTICS

TACKLES	GP/GS	TKL	SOLO	ASST	ST	SACKS	FF	FR	PD	TFL
2004 Jacksonville	15/13	78	43	35	3	2.0	0	1	3	3
2005 Jacksonville	16/16	117	68	49	0	4.0	1	0	0	7
2006 Jacksonville	16/16	*170	107	63	1	3.0	1	0	5	7
2007 Jacksonville	15/15	117	79	38	0	1.5	0	2	8	6
2008 Jacksonville	14/14	130	89	41	0	2.5	1	0	4	4
2009 Jacksonville	16/16	*150	101	49	0	1.5	#3	2	4	*9
2010 Jacksonville	16/16	*156	*109	47	0	3.5	#1	0	4	8
NFL totals: 7 years	108/106	@918	596	322	4	18.0	7	5	28	44

INTERCEPTIONS	GP/GS	NO	YDS	AVG	LG	TD
2004 Jacksonville	15/13	1	0	0.0	0	0
2005 Jacksonville	16/16	1	0	0.0	0	0
2006 Jacksonville	16/16	1	4	4.0	4	0
2007 Jacksonville	15/15	0	0	0.0	0	0
2008 Jacksonville	14/14	0	0	0.0	0	0
2009 Jacksonville	16/16	1	10	10.0	10	0
2010 Jacksonville	16/16	1	8	8.0	8	0
NFL totals: 7 years	108/106	5	22	4.4	10	0

*Team leader #Shared Team Lead @Team record

ADDITIONAL STATISTICS: One safety on 12/12/04 vs. Chicago; Returned a fumble 77 yards for a touchdown on 10/14/07 vs. Houston.

DARYL SMITH'S POSTSEASON STATISTICS

TACKLES	GP/GS	TKL	SOLO	ASST	ST	SACKS	FF	FR
2005 Jacksonville	1/1	8	8	0	0	1.0	0	0
2007 Jacksonville	2/2	26	18	8	0	0.0	0	0
NFL totals: 7 years	3/3	34	26	8	0	1.0	0	0



	JASON SPITZ	67
	6-3 • 305 LBS. LOUISVILLE BORN DECEMBER 19, 1982 JACKSONVILLE, FLORIDA ACQ. UNRESTRICTED FREE AGENT (GREEN BAY) 2011 EXP.: 6TH YEAR	G/C

GAMES PLAYED/STARTED: 2006 (14/13), 2007 (14/12, 2/2), 2008 (16/16), 2009 (5/4), 2010 (16/0, 4/0)

NFL TOTALS: 65 games, 45 starts

POSTSEASON TOTALS: 6 games, 2 starts

TRANSACTIONS: Originally drafted by Green Bay in the third round (75th overall) of the 2006 draft ... Signed by Jacksonville as an unrestricted free agent on 7/29/11.

PRO: Sixth-year offensive lineman has ability to play both guard and center ... Spent past five seasons with Green Bay, playing in 65 games with 45 starts (18 at RG, 8 at C, 19 at LG) ... Originally selected in the third round of the 2006 draft by the Packers ... Played in six postseason games with two starts ... Member of Super Bowl champions in 2010 ... Started a career-high 16 games at three different positions in 2008 (11 at RG, 3 at C, 2 at LG) ... Teammate of Jaguars DE Aaron Kampman in Green Bay from 2006-09 ... Four-year starter at Louisville and earned all-conference honors his final three seasons ... Native of Jacksonville played at The Bolles School ...

2010: Saw action in all 16 games and all four postseason games ... Saw action mainly on special teams ... Saw limited time at LG on **10/31 at NYJ** and **12/12 at DET** ... Inserted in the fourth quarter at C on **11/7 vs. DAL** ... Played in all four preseason games including Super XLV win ...

2009: Appeared in five games with four starts (2 at C, 2 at LG) ... Won starting C position in training camp but was placed on injured reserve on Nov. 7 with a back injury ... Started at C on **9/20 vs. CIN** but was moved to LG on the first possession of third quarter due to injuries ... Started at LG on **9/27 at STL** and **10/5 at MIN** ... Was inactive on **10/18 vs. DET** with back injury sustained in practice, marking first missed game due to injury since rookie season ... Saw time on special teams on **10/25 at CLE** ... Was inactive on **10/18 vs. DET** and **11/1 vs. MIN** before being placed on injured reserve ...

2008: Started all 16 games for the only time in career ... Started at three different positions (11 at RG, 3 at C, 2 at LG) ... Helped pave way for Ryan Grant's 1,203 rushing yards, the eighth-highest total in franchise history ... Started first three games at C ... Moved to RG on **9/28 at TB** ... Shifted over to LG on **11/2 at TEN** due to illness of Chad Clifton ... Part of line that paved way for 220 rushing yards on **11/16 vs. CHI** and

did not allow a sack or pressure of QB Aaron Rodgers ... Started at LG on **12/30 vs. DET** but also played C in the second quarter when Scott Wells left game due to injury. Blocked for season-high 211 rushing yards including two running backs with 100-plus yards ...

2007: Saw action in 14 games with 12 starts (7 at RG, 3 at C, 2 at LG) ... Started both postseason games at RG ... Active but DNP on **9/23 vs. SD** and **9/30 at MIN** ... Suffered a calf injury in the third preseason game but returned to practice for Week 1 ... Started season-opener at RG on **9/9 vs. PHI** but aggravated calf injury late in the third quarter and did not return ... Inserted at C in the third quarter on **10/7 vs. CHI** ... Made first career start at C on **10/14 vs. WAS**, and became the eighth C to start during Brett Favre's consecutive games-played streak ... Made start at RG on **11/11 vs. MIN** and helped club amass a season-high 488 yards ... Opened game as starting RG but took over at LG in the second quarter on **11/29 at DAL** ... Returned to starting RG spot on **12/30 vs. DET** and paved way for a season-high 217 yards ... Started at RG in two postseason games ...

2007: Played in 14 games with 13 starts as rookie ... Was inactive for two games ... Played 932 of the club's 1,117 offensive snaps (83.4 percent) despite a thigh injury that sidelined him for two games and a Week 5 throat injury that landed him in the hospital ... Opened season as the starting LG but played most of the season at RG ... Made NFL debut on **9/10 vs. CHI** as starting LG but sustained a right thigh bruise and missed the next two games ... Saw action at RG in a reserve role on **10/2 at PHI** ... Was back in the starting lineup at LG on **10/8 vs. STL**, but began the day with an upset stomach and was taken to the hospital at halftime after vomiting blood. Was diagnosed with a minor tear in his esophagus, but returned to full practice during the ensuing bye week ... Started at LG on **10/22 at MIA** ... Helped offense total 203 rushing yards on **10/29 vs. ARI** including 100-yard performances



by two different players.

COLLEGE: Four-year starter ... Started final 38 games of college career at G and earned all-conference honors his final three seasons ... Started all 12 games as a senior at LG and earned first-team All-Big East honors ... Helped team rank ninth in the nation in total offense (482.0), third in scoring (43.2), and third in pass efficiency rating (159.85) ... Allowed only two sacks on the season ... Started all 12 games at RG as junior and was a second-team All-Conference USA selection ... Part of an offense that led Division I-A in total offense (539.0) and scoring (49.7) ... Started all 13 games at RG as sophomore and was part of OL that allowed only 13 sacks ... Started five games as redshirt freshman before suffering MCL injury ... Returned to starting lineup against Marshall in GMAC Bowl ... Graduated with a degree in marketing.

PERSONAL: Single ... Born in Boardman, Ohio ... Attended The Bolles School in Jacksonville ... First-team All-First Coast selection as a two-way lineman ... Finished with 10 sacks and 56 tackles as senior and earned second-team all-state honors from the Florida Times-Union ... Coach at Bolles was Corky Rodgers, who also coached

former Packers RB and current RB Coach Edgar Bennett at Robert E. Lee High in Jacksonville ... Also lettered in track and field as shot put and discus thrower and competed in organized weightlifting ... Won the state championship as a senior with a bench press of 425 pounds and a clean-and-jerk of 335 pounds ... Heavily involved in the community during his time in Green Bay ... Played games and had dinner with patients at the Families of Children with Cancer holiday party, rung bells for the Salvation Army during the Red Kettle campaign over the holidays, and helped refurbish the Green Bay West High School football field as part of the Home Depot Neighborhood MVP Program ... Participated in Edgar Bennett's Celebrity Bowl-A-Thon to benefit the Angel Fund, the Brett Favre Celebrity Softball Game, the Al Harris Stars and Strikes Celebrity Bowling Event, a dinner to benefit the Donald Driver Foundation, the Packers Tailgate Tours and the TRIFECTA golf tournament hosted by Mark Tauscher ... Enjoys reading and is close to finishing his second college major in finance ... Also enjoys cooking ... Took an adventurous trip to China and Thailand with teammate Daryn Colledge in 2010 offseason ... Full name: Jason Russell Spitz.

THE TEMPERATURE GAUGE

WARMEST GAMES

TEMPERATURE	DATE	OPPONENT	W/L	SCORE
90	Sept. 12, 2010	vs. Denver	W	24-17
89	Sept. 26, 2010	vs. Philadelphia	L	3-28
88	Sept. 16, 2007	vs. Atlanta	W	13-7
88	Sept. 6, 1998	at Chicago	W	24-23
88	Sept. 20, 1998	at Tennessee	W	27-22
87	Sept. 8, 1996	vs. Houston	L	27-34
87	Sept. 29, 2002	vs. New York Jets	W	28-3
87	Oct. 6, 2002	vs. Philadelphia	W	28-25
87	Sept. 14, 2008	vs. Buffalo	L	16-20

COLDEST GAMES

TEMPERATURE	DATE	OPPONENT	W/L	SCORE
9	Dec. 17, 2000	at Cincinnati	L	14-17
12	Dec. 19, 2004	at Green Bay	W	28-25
16	Jan. 3, 2010	at Cleveland	L	17-23
19	Dec. 7, 2008	at Chicago	L	10-23
23	Dec. 23, 2000	at New York Giants	L	25-28
24	Jan. 7, 2006	at New England	L	3-28
25	Dec. 14, 2003	at New England	L	13-27
26	Jan. 10, 1999 *	at New York Jets	L	24-34
27	Jan. 12, 1997 *	at New England	L	6-20
28	Dec. 4, 2005	at Cleveland	W	20-14

* Playoff game

**MIKE
THOMAS****80**

5-8 • 198 LBS.
ARIZONA
BORN JUNE 4, 1987
DESOTO, TEXAS
ACQ. 4TH ROUND OF 2009 DRAFT
EXP.: 3RD YEAR

WR**GAMES PLAYED/STARTED:** 2009 (14/4), 2010 (16/11)**NFL TOTALS:** 30 games, 15 starts**POSTSEASON TOTALS:** 0 games, 0 starts**TRANSACTIONS:** Originally drafted in the fourth round (107th overall) of the 2009 draft.

PRO: Productive young playmaker who emerged as team's receiving leader in second season ... One of only three players in team history to make 66 or more receptions in a season, joining Jimmy Smith and Keenan McCardell ... Third-year pro has played vital role in passing game and as return specialist, adding threat as runner as well ... Set franchise record for a rookie with 48 receptions and his 453 receiving yards were the most by a rookie WR in team history ... In two NFL seasons has 114 receptions for 1,273 yards, five TDs, along with 48 punt returns for 9.9-yard average and one TD, 26 kickoff returns for 24.8-yard average, and 24 rushes for 200 yards (8.3) ... Became first Jaguars player to have his apparel displayed in the Pro Football Hall of Fame. He donated his jersey and gloves from club's historical win against Houston on Nov. 14, 2010 ... One of three WRs drafted by the Jaguars in 2009, the second-most in franchise history (4, 1996) ... Finished career at Arizona as the Pac-10's all-time leader in receptions with 259 ... Was college teammate with Jaguars OT Eben Britton ...

2010: Team's receiving leader and top punt returner, playing in all 16 games with 11 starts ... Had multiple receptions in 13 games, finishing with 66 catches for 820 yards, both team-highs, and 4 TDs ... Tied with Marcedes Lewis for the team-lead with six receptions of 25-plus yards ... Led club with 38 of his 66 receptions resulting in first downs ... Joined Jimmy Smith (9 seasons) and Keenan McCardell (5 seasons) as only players in team history with 66-plus receptions in a season ... Also led team with 34 punt returns for 358 yards (10.5) including 78-yard TD and just seven fair catches ... Added 12 rushing attempts on offense for 114 yards (9.5) with 33-yarder ... Ranked 6th in AFC and 14th in NFL for punt return average, and 14th in AFC in receptions ... Opened with six catches for 89 yards **9/12 vs. DEN** and added 17-yard punt return ... Had 41-yard punt return **9/26 vs. PHI** to go with two catches ... **10/3 vs. IND:** Made five receptions for 68 yards and a 19-yard run ... Ran career-high three times for 53 yards including 33-yarder on

10/10 at BUF ... Had career-high eight receptions for 88 yards **10/18 vs. TEN** ... **10/24 at KC:** Did not have a reception but made 49-yard punt return ... Scored first TD of season **10/31 at DAL** on 15-yard catch, finishing with four receptions for 41 yards and a 16-yard punt return ... The following week scored on 50-yard Hail Mary game-winning pass **11/14 vs. HOU**, marking fourth time in NFL history a regular season game ended with a TD pass of 50+ yards as time expired, and finished with career-best 149 yards on eight receptions ... Made it three straight games with a TD on **11/21 vs. CLE** while getting five receptions and four punt returns including 23-yarder ... Made six catches **11/28 at NYG** including 100th of career, and four on **12/5 at TEN** ... On **12/18 at IND** had 78-yard punt return-TD, the second-longest in team history, finishing with four punt returns for 99 yards to go with 63 yards on three receptions ... **12/26 vs. WAS:** Made six receptions for 96 yards and a TD in addition to five punt returns including 21-yarder ...

2009: Played in final 14 games with four starts at WR and served as return specialist ... Set franchise record for most receptions by a rookie with 48 while his 453 receiving yards ranked second ... 28 of his 48 receptions resulted in first downs ... Added 12 rushes for 86 yards (7.2 avg.), 26 kickoff returns 644 yards (24.8 avg.) and 14 punt returns for 118 yards (8.4 avg.) ... Finished with 1,301 all-purpose yards on 100 touches (13.0 avg.) ... Was inactive for the first two weeks on **9/13 at IND** and **9/20 vs. ARI** ... **9/27 at HOU:** Made NFL debut and finished with a 10-yard reception and two rushes for 35 yards on end-around plays. Ran for 22 yards on his first career rush ... **10/4 vs. TEN:** Made first career start and totaled 153 all-purpose yards. Had five receptions for 31 yards, three rushes for nine yards, three punt returns for 56 yards and two kickoff returns for 75 yards with a long of 42 ... **10/11 at SEA:** Recorded 28-yard reception and had three kickoff returns for 18.7-yard average ... **10/18 vs. STL:** Set career-high with seven receptions for 52 yards including a 17-yard reception in over-



time to set up Josh Scobee's game-winning FG. Added one kickoff return for 21 yards and two punt returns for eight yards ... **11/1 atTEN:** Led team with four receptions for 55 yards and finished with 208 all-purpose yards (55 receiving, 7 rushing, 146 kickoff returns). Had back-to-back returns of 40 and 42 yards and receptions of 25 and 21 yards ... **11/8 vs. KC:** Had career-long punt return of 44 yards and moved the ball into Chiefs territory with an 18-yard scamper in the first quarter ... **11/15 at NYJ:** Led team with four receptions for 46 yards including a 15-yard catch on third down during the team's game-winning drive ... **12/17 vs. IND:** Broke free for career-long 43-yard kickoff return and capped the drive with his first career TD, a 13-yard pass from David Garrard ... **12/27 at NE:** Led team with six receptions for 57 yards and surpassed Matt Jones (36, 2005) for the most receptions by a rookie WR in franchise history. Registered 25.3 average on three kickoff returns ... **1/3 at CLE:** Produced then career-high numbers with seven receptions for 65 yards.

COLLEGE: Four-year starter, playing in 48 games with 39 starts ... Career totals included 259 receptions for 3,231 yards (12.5 avg.) and 23 TDs ... Set school and Pac-10 record in receptions, topping the previous mark of 258 by Arizona State's Derek Hagan (2002-05) ... Ranked third in school history with 23 career TDs and fourth with 4,891 all-purpose yards ... Caught at least one pass in 47 of 48 games played (the only game he did not have a reception was vs. Arizona State in 2005, as he played in the game as a decoy, wearing a cast after suffering broken bones in his hand the previous week) ... Was coached by the Jaguars coaching staff at the 2009 Senior Bowl ... Started all 13 games at SE as a senior and finished with 74 receptions for 825 yards and four TDs ... Scored TDs three different ways (4 receiving, 2 punt returns, 1 kick return) and led team to first bowl appearance in nine seasons ... Amassed 1,648 all-purpose yards, third-best in the league ... Became just 12th player in league history to earn All-Pac 10 first-team honors at multiple positions in the

same season (as a receiver and punt returner) ... Ranked second in the league and 15th in the nation with a 13.5 punt return average on 29 attempts with two TDs ... Added 114 yards and one TD on 24 carries and returned 14 kickoffs for 317 yards (22.6 avg.) ... Started all 12 games as a junior and led team with a career-high 83 receptions for 1,038 yards and 11 TDs ... Tied school single-season record with 11 TDs ('T' Bell, 1974) ... Finished second in the Pac-10 with 152.2 all-purpose yards per game ... Added 173 yards on 10 carries and averaged 23.7 yards on 26 kickoff returns ... Named first-team All-Pac 10 ... Started 10 games at SE as a sophomore ... Ranked second on the team with 50 catches for 597 yards (11.9 avg.) and two TDs ... Added six rushes for 68 yards ... All-Pac 10 honorable mention ... Played in all 11 games as a true freshman with four starts ... Led the team with 52 receptions for 771 yards (14.8 avg.) and five TDs ... Named Pac-10 Freshman of the Year, the first player in school history to receive the honor ... Majored in communications.

PERSONAL: Single ... Resides in DeSoto, Texas ... Three-sport standout at DeSoto High ... Earned 2004 All-District 7-5A honors as both a receiver and return specialist ... Added Prep Star All-Midlands and Super Prep All-Southwest ... Had 333 rushing yards on 26 carries as a senior and 15 receptions for 205 yards in a run-oriented offense ... Competed in the U.S. Army All-America Bowl at San Antonio, a game that featured the top 78 national players ... Served as valet parking attendant at his church ... Participated in 2009 Hometown Huddle ... Visited Times-Union to assist efforts in raising money for United Way ... Supports and attends team sponsored events including Jaguars Sponsor's Golf Tournament and Draft Day Fan Fest ... Distributed tickets to nurses at St. Lukes Medical Center ... Participated both financially and in person by taking 60 area children on Christmas shopping spree at Toys-R-Us ... Born in Bossier, La. ... Returned to Arizona in 2011 to continue working toward his degree ... Twitter handle is @MikeThomasJax Full name: Michael Thomas.


MIKE THOMAS' REGULAR SEASON STATISTICS

RECEIVING	GP/GS	NO	YDS	AVG	LG	TD
2009 Jacksonville	14/4	48	453	9.4	28	1
2010 Jacksonville	16/11	*66	*820	12.4	50t	4
NFL totals: 2 years	30/15	114	1,273	11.2	50t	5

RUSHING	GP/GS	NO	YDS	AVG	LG	TD
2009 Jacksonville	14/4	12	86	7.2	22	0
2010 Jacksonville	16/11	12	114	*9.5	*33	0
NFL totals: 2 years	30/15	24	200	8.3	33	0

RETURNS	PUNT RETURNS						KICKOFF RETURNS				
	NO	FC	YDS	AVG	LG	TD	NO	YDS	AVG	LG	TD
2009 Jacksonville	*14	4	*118	8.4	*44	0	*26	*644	24.8	*43	0
2010 Jacksonville	*34	7	*358	*10.5	*78t	*1	0	0	0.0	0	0
NFL totals: 2 years	48	11	476	9.9	78t	1	26	644	24.8	43	0

* Team leader

**MATT
TURK****1**

6-5 • 261 LBS.
WISCONSIN - WHITEWATER
BORN JUNE 16, 1968
GREENFIELD, WISCONSIN
ACQ. UNRESTRICTED FREE AGENT (HOUSTON) 2011
EXP.: 16TH YEAR

P

GAMES PLAYED/STARTED: 1995 (16/0), 1996 (16/0), 1997 (16/0), 1998 (16/0), 1999 (14/0), 2000 (16/0), 2001 (16/0), 2002 (16/0), 2003 (13/0), 2004 (16/0), 2006, (16/0), 2007 (16/0), 2008 (16/0), 2009 (16/0), 2010 (16/0)

NFL TOTALS: 235 games, 0 starts

POSTSEASON TOTALS: 7 games, 0 starts

TRANSACTIONS: Originally signed by Green Bay as a rookie free agent 7/13/93 ... Waived on 8/4/93 ... Signed by Los Angeles Rams as a free agent in April 1994 ... Waived on 8/4/94 ... Signed by Washington as a free agent on 4/5/95 ... Acquired by Washington via trade with Miami for seventh round pick (traded to San Francisco) in 2001 draft on 3/9/00 ... Signed by New York Jets as a free agent on 4/23/02 ... Released on 3/7/03 ... Signed by Miami as a free agent on 9/29/03 ... Released on 10/12/05 ... Signed by St. Louis as a free agent on 4/4/06 ... Signed by Houston as a free agent on 7/24/07 ... Signed by Jacksonville as an unrestricted free agent on 7/31/11.

PRO: Veteran punter is in 16th season in the NFL ... Three-time Pro Bowl selection (1996-98) ... Has played in 235 games including all 16 games in 13 different seasons ... Spent the past four seasons with Houston and has also spent time with Washington, Miami, New York Jets and St. Louis ... Has averaged 42.4 yards (37.4 net) on 1,100 career punts ... Only 428 of his 1,100 punts (38.9 percent) have been returned ... Only has three blocked punts in his career ... Entered the NFL as a rookie free agent in 1993 ...

2010: Played in all 16 games for 13th time in career ... Punted 63 times for 42.1-yard gross average and a 36.8-yard net average ... Downed 19 punts inside the 20-yard line with five TBs ... **9/12 vs. IND:** Had two punts for 45.5-yard average with a long of 58 ... **10/3 at OAK:** Punted six times for a season-high 41.3-yard net average ... **10/10 vs. NYG:** Had season-high seven punts for 44.6-yard average (38.6 net) with four inside the 20 ... **10/17 vs. KC:** Punted four times for a 40.8-yard net average ... **11/21 at NYJ:** Punted six times with three downed inside the 20 ... **11/28 vs. TEN:** Recorded four punts for season-high 49.8-yard average (38.5 net) ... **12/13 vs. BAL:** Had four punts for 40.5-yard net ...

2009: Recorded 67 punts for franchise-record 42.8-yard gross average and 39.4 net ... Had 24 punts downed inside the 20 and six TBs ... **9/20 at TEN:** Averaged 51.8 yards on six punts ... **9/27 vs. JAX:** Punted four times for 42.8-yard average ... **11/8 at IND:** Had four punts for 43.5-yard average ... **11/29 vs. IND:** Punted twice for season-best 53.0-yard average and 49.5-yard net ... **12/27 at MIA:** Recorded four punts for 45.5-yard average and 43.5-yard net with two punts downed inside the 20 ...

2008: Punted 53 times for 42.3-yard average and 35.2-yard net with 17 punts downed inside the 20 ... **10/19 vs. DET:** Averaged a season-high 48.8 yards on four punts. Pinned Detroit inside their own five-yard line three times ... **11/16 at IND:** Punted twice for 47.5-yard average ... **12/1 vs. JAX:** Downed all three punts inside the 20-yard line ... **12/7**

at GB: Had three punts for 42.3-yard average. Recorded second-longest run of career with 18-yard gain in the third quarter ...

2007: Saw action in all 16 games and finished with 55 punts for 41.7-yard average and 37.9-yard net ... Registered 24 punts inside the 20 with three TBs ... **9/9 vs. KC:** Recorded season-long 59-yard punt in opener ... **9/16 at CAR:** Finished with five punts for 39.2-yard average and three downed inside the 20 ... **12/13 at IND:** Punted four times for 44.5-yard average, landing season-high four punts inside the Colts' 10-yard line. Recorded 300th career punt inside the 20 ...

2006: Finished the season with 72 punts for 43.5-yard average and 38.3-yard net ... Had 26 punts downed inside the 20 versus just five TB ... **9/10 vs. DEN:** Punted three times for 50.0-yard average ... **11/19 at CAR:** Had season-high nine punts for 46.2-yard average and 45.0-yard net ... **12/17 at OAK:** Punted five times 49.8-yard average and season-best 48.8-yard net ...

2005: Suffered groin injury during training camp ... Placed on injured reserve list on Sept. 10 ... Released on Oct. 11 ...

2004: Recorded career-high 98 punts for 41.7-yard average and 37.2-yard net ... Tied for AFC lead with 29 punts downed inside the 20-yard line ... Had 11 games with at least one 50-yard punt and finished with 19 50-plus yard punts for the season ... **9/19 at CIN:** Punted season-high 10 times for 40.0-yard average with three downed inside the 20 ... **10/17 at BUF:** Had season-long 67-yard punt ... **11/28 at SF:** Downed season-high four punts inside the 20 ... **12/20 vs. NE:** Punted six times for 45.7-yard average and 40.6-yard net ...

2003: Saw action in final 13 games ... Punted 68 times for 38.7-yard average with 23 downed inside the 20 ... **12/7 at NE:** Established Dolphins record with 11 punts ... **12/15 vs. PHI:** Had career-long 23-yard run out of punt formation ...



2002: Finished with 63 punts for 41.0-yard average ... Downed 13 punts inside the 20-yard line ... Had back-to-back weeks with 60-yard punt ... **9/15 vs. NE:** Recorded seven punts for 45.6-yard average with two downed inside the 20 ... **11/10 vs. MIA:** Punted seven times for 41.1-yard average ...

2001: Punted 81 times for 41.0-yard average and 37.6-yard net with 28 punts downed inside the 20 and seven TBs ... Named AFC Special Teams Player of the Week twice ... **10/7 vs. NE:** Recorded four punts for 40.8-yard average with a long of 60. Downed three inside the 20, including two landing inside the five-yard line, earning him AFC Special Teams Player of the Week honors ... **12/2 vs. DEN:** Punted seven times for 42.9-yard average with four inside the 20 and a long of 59. Named AFC Special Teams Player of the Week ...

2000: Saw action in all 16 games ... Had 92 punts for 42.1-yard average and 36.2-yard net ... Downed 25 punts inside the 20-yard line ... **9/10 at MIN:** Punted season-high nine times for 43.8-yard average with four inside the 20 ... **12/30 vs. IND:** Punted three times for 46.0-yard average in AFC Wild Card game with a long of 53. Earned NFL Special Teams Player of the Week honors ...

1999: Played in 14 games ... Recorded 62 punts for 41.4-yard average and 35.6-yard net with 16 punts downed inside the 20 ... **9/26 at NYJ:** Averaged 44.2 yards on six punts with season-long 57-yarder ... **11/21 vs. NYG:** Punted three times for 45.7-yard average and 39.0-yard net ...

1998: Selected to third straight Pro Bowl ... Punted 93 times for 44.1-yard average 39.0-yard net ... Downed career-best 33 punts inside the 20-yard line ... **9/27 vs. DEN:** Averaged career-high 53.0 yards on four punts with long of 69 ... **11/1 vs. NYG:** Earned NFC Special Teams Player of the Week

honors with 10 punts for 43.5-yard average. Had three downed inside the 20-yard line with two 65-yard punts ...

1997: Earned second straight Pro Bowl berth ... Named Sporting News All-Pro ... Punted 84 times for career-tying 45.1-yard average and 39.2-yard net ... Downed 32 punts inside the 20-yard line ... **9/14 vs. ARI:** Had seven punts for 49.9-yard average, having first career blocked punt ... **11/9 vs. DET:** Recorded seven punts for 47.9-yard average with long of 59 and four 50-plus-yard punts ...

1996: Named to Pro Bowl for first time ... Finished with 75 punts for career-best 45.1-yard average and 39.2-yard net with 24 punts downed inside the 20 ... **11/26 at DAL:** Had six punts for season-high 50.8-yard average with a long of 57 ... **12/15 at ARI:** Averaged 46.2 yards on five punts with four downed inside the 20 ...

1995: Played in all 16 games ... Recorded 74 punts for 42.4-yard average and 37.7-yard net ... Had 29 punts downed inside the 20-yard line with nine TBs ... **9/3 vs. ARI:** In NFL debut punted four times for 44.8-yard average, including season-long 60-yarder.

COLLEGE: Punted 110 times for 3,991 yards, averaging 36.3 yards for career ... Played on three straight Wisconsin State University conference championship teams ... Graduated with degree in elementary education.


PERSONAL: Married (Stephanie) with four daughters: Danielle, Matisen, Logan and Jessica and son, Ben ... Born in Milwaukee, Wisconsin ... Attended Greenfield High (Wis.) ... Youngest of six children, all boys ... Had a brother, Dan, who passed away during 2000 football season. Dan was a long-snapper in NFL from 1985-99 and Matt's teammate with Washington from 1997-99 ... Full name: Matthew Edward Turk.

MATT TURK'S REGULAR SEASON STATISTICS

		GP/GS	NO	YDS	GROSS AVG	FC	NET AVG	TB	IN 20	LG	BK
1995	Washington	16/0	74	3,140	42.4	13	37.7	9	29	60	0
1996	Washington	16/0	75	3,386	45.1	5	39.2	11	24	63	0
1997	Washington	16/0	84	3,788	45.1	18	39.2	11	32	62	1
1998	Washington	16/0	93	4,103	44.1	16	39.0	9	33	69	1
1999	Washington	14/0	62	2,564	41.4	10	35.6	10	16	57	0
2000	Miami	16/0	92	3,870	42.1	21	36.2	14	25	70	0
2001	Miami	16/0	81	3,321	41.0	14	34.9	7	28	77	0
2002	New York Jets	16/0	63	2,584	41.0	5	34.9	9	13	65	0
2003	Miami	13/0	68	2,361	38.7	25	34.5	7	23	57	0
2004	Miami	16/0	98	4,088	41.7	19	37.2	10	29	67	0
2005	Miami						(injured reserve)				
2006	St. Louis	16/0	72	3,132	43.5	22	38.3	5	26	74	1
2007	Houston	16/0	55	2,296	41.7	17	37.9	3	24	59	0
2008	Houston	16/0	53	2,240	52.3	14	35.2	7	17	59	0
2009	Houston	16/0	67	2,866	42.8	24	39.4	6	24	62	0
2010	Houston	16/0	63	2,650	42.1	14	36.8	5	19	60	0
NFL totals: 15 years		235/0	1,100	46,659	42.4	237	37.5	123	362	77	3

MATT TURK'S POSTSEASON STATISTICS

		GP/GS	NO	YDS	GROSS AVG	NET AVG	TB	IN 20	LG	BK
1999	Washington	2/0	12	499	41.6	39.9	0	4	52	0
2000	Miami	2/0	9	343	38.1	35.0	0	2	53	0
2001	Miami	1/0	5	237	47.4	42.8	1	2	52	0
2002	New York Jets	2/0	4	137	34.3	34.3	0	1	39	0
NFL totals: 15 years		7/0	30	1,216	40.5	38.2	1	9	53	0

**TIQUAN
UNDERWOOD****19****6-1 • 183 LBS.****RUTGERS****BORN FEBRUARY 17, 1987****NEW BRUNSWICK, NEW JERSEY****ACQ. 7TH ROUND OF 2009 DRAFT****EXP.: 3RD YEAR****WR****GAMES PLAYED/STARTED:** 2009 (3/0), 2010 (10/0)**NFL TOTALS:** 13 games, 0 starts**POSTSEASON TOTALS:** 0 games, 0 starts**TRANSACTIONS:** Originally drafted in the seventh round (253rd overall) of the 2009 draft.

PRO: Third-year receiver will compete for a roster spot ... Also sees action at kickoff returner ... Has played in 13 career games with eight receptions for 111 yards and 26 kickoff returns for a 23.0-yard average ... Appeared in first games in 2010 as primary kickoff returner ... Played in three games as a rookie after being selected in the seventh round with one of two compensatory picks ... Four-year letterman at Rutgers where he recorded 132 career receptions ... First Rutgers player drafted by the Jaguars ... Teammate of Jaguars S Courtney Greene and OL Kevin Haslam ...

2010: Saw action at WR and kickoff returner in first 10 games and was inactive for final six games ... Finished with eight receptions for 111 yards and 23.4-yard average on 24 returns ... Added three special teams tackles ... Began season with kickoff returns of 46 and 53 yards on **9/12 vs. DEN** ... Recorded first career reception for 22 yards in the fourth quarter on **9/26 vs. PHI** ... Finished with a career-high three receptions for 41 yards on **10/3 vs. IND** including a 22-yard reception at the Colts 41-yard line with 14 seconds left to set up a game-winning 59-yard field goal by Josh Scobee. Added five kickoff returns for a 25.4-yard average ... Made two special teams tackles on **10/10 at BUF** ... Recorded 11-yard reception on **10/18 vs. TEN** and caught two passes for 30 yards on **10/24 at KC** ... Returned five kicks for 88 yards (17.6 avg.) and caught one pass for seven yards on **11/21 vs. CLE** ...

2009: Appeared in three games, mainly on special teams, and was inactive for 10 ... Saw first NFL action on **9/27 at HOU** and returned two kickoffs for 19.0-yard average ... Also saw action on **10/11 at SEA** and **11/29 at SF**.

COLLEGE: Started 32 of 49 games in four seasons ... Totaled 132 receptions for 1,931 yards (14.6 avg.) with 16 TDs ... Also saw action as a return specialist and amassed 2,887 all-purpose yards ... Had 28 receptions for 20-plus yards ... Finished with seven 100-yard receiving games,

tied for second in school history ... Played in all 13 games as a senior and finished with 40 receptions for 494 yards and five TDs ... Team captain ... Averaged 18.7 yards on 18 kickoff returns ... Finished with 901 all-purpose yards on 59 total touches ... Member of the AFCA "Good Works" team for outstanding work in the community ... Received the Loyal Knight Award, honoring the player whose character and dedication have proved resilient in his pursuit of excellence ... Started all 13 games as a junior and led team with a career-high 65 receptions for 1,100 yards (16.9 avg.) along with seven TDs ... Teamed up with Tennessee 2009 first-round pick Kenny Britt (1,232) to become first tandem in Big East history to post 1,000-plus receiving yards in the same season ... Had six 100-yard receiving games, third in Big East history behind Larry Fitzgerald of Pittsburgh (10, 2003) and Marvin Harrison of Syracuse (7, 1995) ... Earned third-team consensus All-America honors and first-team All-Big East Conference ... Of 65 receptions, 55 resulted in first downs (84.6 pct.), tops among the nation's receivers ... Registered 248 yards and two TDs on 10 receptions against Buffalo, the most receiving yards in school history and second-most in Big East history ... Played in 12 games as a sophomore with eight starts at flanker ... Finished fourth on the team with 23 receptions for 290 yards (12.6 avg.) and led the team with four TDs ... Appeared in 11 games as a freshman and finished with four receptions for 47 yards ... Earned degree in sociology.

PERSONAL: Single ... Resides in Clayton, N.J. ... Attended Notre Dame High in Lawrenceville, N.J. ... Played WR as a sophomore and senior and QB as a junior ... Totaled 17 receptions for 400 yards with five TDs in the team's first two games as a senior before an injury in the third contest sidelined him for the season ... Was 70 of 103 passing for 1,144 yards and 16 TDs as a junior QB ... Had 35 receptions for 606 yards and 10 TDs as a sophomore ... Started at point guard on the school's basketball team as a sophomore and junior and led the team in scoring ... Also



competed in hurdles and triple jump for outdoor track team where he set the state record for sophomores and juniors in the triple jump ... Name pronounced tie-KWAHN ... Participated in 2009 Hometown Huddle ... Visited Clara White Mission and served lunch to homeless ... Hosted several members of the Wounded Warrior Project

at the stadium ... Made several appearances on behalf of Team Teal ... Participated both financially and in person by taking 60 area children on Christmas shopping spree at Toys-R-Us ... Twitter handle is @TUnderwood19 ... Full name: Tiquan Underwood.

TIQUAN UNDERWOOD'S REGULAR SEASON STATISTICS

RECEIVING	GP/GS	NO	YDS	AVG	LG	TD
2009 Jacksonville	3/0	0	0	0.0	0	0
2010 Jacksonville	10/0	8	111	13.9	22	0
NFL totals: 2 years	13/0	8	111	13.8	22	0

KICKOFF RETURNS	GP/GS	NO	YDS	AVG	LG	TD
2009 Jacksonville	3/0	2	38	19.0	24	0
2010 Jacksonville	10/0	24	561	23.4	53	0
NFL totals: 2 years	13/0	26	599	23.0	53	0

ADDITIONAL STATISTICS: Three special teams tackles in 2010.



TERRENCE WHEATLEY

5-9 • 185 LBS.
COLORADO
BORN MAY 5, 1985
PLANO, TEXAS
ACQ. VETERAN FREE AGENT 2010
EXP.: 4TH YEAR

20

CB

GAMES PLAYED/STARTED: 2008 (6/1), 2009 (5/0, 0/0), 2010 (1/0)

NFL TOTALS: 12 games, 1 start

JAGUARS TOTALS: 1 game, 0 starts

POSTSEASON TOTALS: 0 games, 0 starts

TRANSACTIONS: Originally drafted by New England in the second round (62nd pick overall) of the 2008 draft ... Waived on 11/6/10 ... Signed by Jacksonville as free agent on 11/9/10.

PRO: Fourth-year CB will compete for a roster spot ... Was originally a second-round pick of New England in the 2008 draft and played in 11 games for the Patriots before he was waived on Nov. 6, 2010 ... Signed with the Jaguars on Nov. 9 and played in one game before he was placed on injured reserve with a hamstring injury ... Career totals include four tackles on defense and three special teams tackles ... Four-year starter at Colorado and finished with 14 career interceptions ...

2010: Began season with New England ... Was inactive for six games and DNP in one game before he was waived on Nov. 6 ... Signed by the Jaguars on Nov. 9 ... Was inactive on **11/14 vs. HOU** ... Saw first career action for the Jaguars on special teams on **11/21 vs. CLE** ... Inactive on **11/28 at NYG**, **12/5 at TEN** and **12/12 vs. OAK** ... Was placed on injured reserve on Dec. 17 with a hamstring injury ...

2009: Appeared in five games and finished with two tackles on defense and three special teams tackles ... Was inactive for 11 games ... Saw first action of the season on **9/27 vs. ATL** as reserve CB and on special teams. Tallied two solo tackles and one special teams tackle ... Was inactive for postseason game on **1/10 vs. BAL** ...

2008: Played in six of the first eight games before suffering a season-ending wrist injury in his first career start on **11/2 at IND** ... Was placed on injured reserve on Nov. 17 ... Made NFL debut on **9/7 vs. KC** ... Made first start at CB against Colts and registered two passes defended.

COLLEGE: Four-year starter ... Ranked second in school history with 1,350 kickoff return yards ... Had 14 career interceptions ... Earned first-team All-Big 12 honors by the Associated Press



and the league's coaches final two seasons ... Totaled 42 tackles as a senior and made five INTs ... Recorded 58 tackles (43 solo) with 1.5 sacks as a junior ... Was granted a medical hardship for the 2005 season ... Played in every game as a freshman, starting six at CB, and totaled 37 tackles and ranked second on the team with four INTs including one returned for a TD ... Majored in economics with a minor in business.

PERSONAL: Single ... Attended Plano East High School (Texas) ... Holds track and field records in the triple jump, long jump and 100 meters and also played RB and CB ... Made 82 tackles as a

senior along with five INTs, nine passes defended, one forced fumble and one fumble recovery ... Had six INTs and 70 tackles as a junior ... Was the Texas Relay champion in the triple jump (48-5) as a junior and won the district championships in the 100, long jump and triple jump ... Was an honor roll student ... His father, Randolph, ran track at Arizona State ... Played both the saxophone and trumpet as a youth ... Was born in Walnut, Calif. ... Hosted the inaugural Charity Plano Youth Sports Festival in 2011 to benefit the Autism Society of America ... Twitter handle is @twheatley20 ... Full name: Terrence Wheatley.

TERRENCE WHEATLEY'S REGULAR SEASON STATISTICS

TACKLES	GP/GS	TKL	SOLO	ASST	ST	SACKS	FF	FR	TFL
2008 New England	6/1	2	2	0	0	0.0	0	0	0
2009 New England	5/0	2	2	0	3	0.0	0	0	0
2010 NE/JAX	1/0	0	0	0	0	0.0	0	0	0
NFL totals: 3 years	12/1	4	4	0	3	0.0	0	0	0



GUY WHIMPER

68

6-5 • 302 LBS.
EAST CAROLINA
BORN MAY 21, 1983
HAVELOCK, NORTH CAROLINA
ACQ. VETERAN FREE AGENT 2010
EXP.: 6TH YEAR

GAMES PLAYED/STARTED: 2006 (8/0, 1/0), 2007 (16/0, 4/0), 2008 (IR), 2009 (6/0), 2010 (6/1)

NFL TOTALS: 36 games, 1 start

JAGUARS TOTALS: 6 games, 1 start

POSTSEASON TOTALS: 5 games, 0 starts

TRANSACTIONS: Originally drafted by the New York Giants in the fourth round (129th overall) of the 2006 draft ... Released on 9/4/10 ... Signed by Jacksonville as a free agent on 11/2/10.

PRO: Sixth-year pro has played in 36 career games including six with the Jaguars in 2010 ... Originally a fourth round pick of the New York Giants in the 2006 draft ... Has ability to play both guard and tackle ... Has played in five post-season games ... Played in all 16 games in 2007 on special teams and short yardage situations and was member of Super Bowl champion team ... Played five different positions at East Carolina: Outside linebacker, defensive end, tight end and both tackle positions ...

2010: Spent preseason with the Giants before being waived on final cuts ... Signed with the Jaguars on Nov. 2 and played in six games with one start ... Was inactive on **11/14 vs. HOU** and **11/21 vs. CLE** ... **11/28 at NYG:** Earned start at LT, the first start of his career, replacing Eugene Monroe who was out with a concussion. Helped offense rush for 207 yards ... Saw time in two-TE formation on **12/5 at TEN**, **12/12 vs. OAK** and

12/18 at IND ... Saw action at RT and RG on **12/26 vs. WAS** ... Saw time in two-TE formation on **1/2 at HOU** ...

2009: Appeared in six games and was inactive for 10 games ... Saw action at RT on **9/27 at TB** and **10/11 vs. OAK** ... Played LT in fourth quarter on **12/21 at WAS** ...

2008: Missed entire season with a foot injury ... Was placed on injured reserve on Aug. 30 ...

2007: Played in all 16 regular season games and four postseason games ... Played on special teams and as an extra lineman in short yardage situations ... Replaced RT Kareem McKenzie in the fourth quarter on **11/25 vs. MIN** ... Replaced LT David Diehl in the fourth quarter on **1/6 vs. TB** in NFC Wild Card game ...

2006: Played in eight regular season games as



a rookie with all action coming on special teams ... Saw action on **1/7 at PHI** in NFC Wild Card game.

COLLEGE: Played in 45 games with 26 starts ... Saw action at OLB, DE, TE and both OT positions ... Totaled 52 tackles (28 solo), two sacks, eight tackles for loss and two fumble recoveries ... As TE, had seven receptions for 122 yards ... Became starting LT in the second game of senior season before shifting to the right side for the remainder of the season ... Earned second-team All-Conference USA honors ... Began junior season at DE but moved to TE in game three vs. Cincinnati, starting the final seven games ... Played in 12 games with eight starts as a sophomore and compiled 27 tackles, one sack, five

tackles for loss and one fumble recovery ... Appeared in 11 games as a freshman at OLB and made 17 tackles, one sack and three tackles for loss ... Named to Conference USA All-Freshman Team ... Majored in communications.

PERSONAL: Single ... Born in Honolulu, Hawaii ... Attended Havelock High School in North Carolina ... Three-year letterman, helped team to combined 27-7 record ... Was all-conference performer at DE, registering 87 tackles and eight sacks as a senior ... Added 14 receptions for 331 yards and five TDs as a TE ... Scored nine touchdowns and nine receptions as a sophomore TE ... Also lettered in track and basketball ... Son of Guy and June Whimper ... Full name: Guy Whimper.

	TERRELL WHITEHEAD	43
	6-1 • 194 LBS. NORFOLK STATE BORN SEPTEMBER 18, 1988 VIRGINIA BEACH, VIRGINIA ACQ. ROOKIE FREE AGENT 2010 EXP.: 2ND YEAR	FS

GAMES PLAYED/STARTED: 2010 (IR)

NFL TOTALS: 0 games, 0 start

POSTSEASON TOTALS: 0 games, 0 starts

TRANSACTIONS: Signed as an undrafted rookie on 4/24/10.

PRO: Second-year safety impressed the staff during the 2010 offseason but suffered injury during training camp and was placed on injured reserve ... Was signed as a rookie free agent after four seasons at Norfolk State ... Three-time all-conference selection ...

2010: Suffered injury during training camp and was placed on injured reserve on Aug. 8.

COLLEGE: Four-year letterman ... School's first ever three-time FCS All-America and All-Mid Eastern Athletic Conference (MEAC) honoree ... Served as team captain ... Career totals include 249 tackles, 10 tackles for loss, 18 INTs, 21 passes defended and one sack ... Played in 42 games with 37 starts ... Ranked second on the team with 70 tackles as a senior and tied for MEAC

lead with five INTs ... Earned conference player of the week honors twice and was first-team Walter Camp FCS All-America selection ... Started all 11 games as a junior and led team with 83 tackles and four INTs ... Tied for third in conference with 15 passes defended and his four INTs ranked fourth ... Led conference and ranked sixth in the nation as a sophomore with six INTs ... Added 55 tackles and 10 passes defended ... First-team All-MEAC selection ... Played in nine games as a freshman and finished with 41 tackles and three INTs ... Started last four games at FS ... Majored in sociology.

PERSONAL: Single with son, Tayron Kaleb ... Resides in Virginia Beach, Va. ... Participated in 2010 Operation Blessing event ... Full name: Terrell Whitehead.



	DANIEL BALDRIDGE	76
	6-8 • 311 LBS. • MARSHALL BORN OCTOBER 21, 1985 • OPELOUSAS, LOUISIANA ACQ. ROOKIE FREE AGENT 2010 • EXP.: 1ST YEAR	OT

GAMES PLAYED/STARTED: 2010 (0/0)

TRANSACTIONS: Originally signed as an undrafted rookie by Pittsburgh on 4/27/10 ... Waived on 6/15/10 ... Signed by Jacksonville as a free agent on 8/31/10 ... Signed by Jacksonville to practice squad on 9/6/10 ... Signed as a free agent on 1/3/11.


PRO: Athletic, physical tackle who spent majority of rookie season on the club's practice squad ... Was signed as an undrafted rookie out of Marshall ... Did not begin playing football until senior year of high school ...

2010: Finished season on active roster after spending first 13 weeks on the club's practice squad ... Played in all four preseason games ... Was inactive for three games and dressed but did not play on **12/26 vs. WAS.**

COLLEGE: Started 24 games in four seasons at Marshall ... Was late bloomer as he only played one season of high school football ... Started all 13 games

as a senior and was second-team All-Conference USA selection and led team to bowl game ... Saw action at RT as a junior ... Started 11 games as a sophomore RT ... Saw significant action as a redshirt freshman at RT and on special teams ... Redshirted and did not play in 2005 ... Majored in criminal justice.

PERSONAL: Single ... Resides in Opelousas, La. ... Son of John and Mary Baldrige ... Spent time leading up to 2010 NFL Draft working with former NFL offensive lineman Jim Sweeney in Pittsburgh ... Participated in World Wide Day of Play, Hometown Huddle and Operation Blessing as a rookie ... Distributed food to needy families in December 2010 at Winn-Dixie ... Full name: Daniel Baldrige.

	BRADLEY VIERLING	60
	6-3 • 290 LBS. • VANDERBILT BORN MAY 18, 1986 • WARMINSTER, PENNSYLVANIA ACQ. ROOKIE FREE AGENT 2010 • EXP.: 1ST YEAR	C

GAMES PLAYED/STARTED: (ps)

TRANSACTIONS: Originally signed as an undrafted rookie by Pittsburgh on 4/27/10 ... Waived on 6/15/10 ... Signed by Jacksonville as a free agent on 8/31/10 ... Signed by Jacksonville to practice squad on 9/6/10 ... Signed as a free agent on 1/3/11.


PRO: Physical, athletic center who will compete for a roster spot ... Spent entire rookie season on practice squad ... Was originally signed by Pittsburgh as a rookie free agent and was waived prior to training camp ... Signed by the Jaguars on Aug. 31 and then was signed to practice squad ...

2010: Spent entire season on the Jaguars practice squad after joining the club on Aug. 31.

COLLEGE: Three-year letterman and two-year starter, ending career with 25 consecutive starts ... Served as team captain in final two seasons and was member of 2008-09 SEC Academic Honor Roll ... Started all 12 games as a senior and received team's postseason Offensive Lineman of the Year award ... Entered season on Rimington Trophy watchlist ... Besides role as captain, also served on

team's leadership council ... Started all 13 games at C as a junior ... Played 95 percent of offensive snaps, most among all OL ... Earned team's top offensive line grade, 94 percent, after win against Auburn ... Saw extensive action in all 12 games as a sophomore at both RG and C ... Averaged nearly 30 snaps a game ... Saw action in nine games as a redshirt freshman ... Graduated with a degree in human and organizational development.

PERSONAL: Single ... Attended Central Bucks East High School ... Three-year starter at OT and also started at DT and DE his final two seasons ... Named second-team all-state as a senior ... Also lettered in basketball and track and field ... Participated in 2010 World Wide Day of Play, Hometown Huddle and Operation Blessing ... Full name: Bradley Lewis Vierling.

BLAINE GABBERT

11

6-5 • 233 LBS.
MISSOURI
BORN OCTOBER 15, 1989
BALLWIN, MISSOURI
ACQ. 1ST ROUND OF 2011 DRAFT (10TH OVERALL)
EXP.: ROOKIE

QB

Possesses strong, powerful arm ... Only second quarterback drafted by the Jaguars in the first round, and fifth QB overall ... Was one of four QBs selected in the first 12 picks, the third overall behind Cam Newton and Jake Locker... Selected with 10th pick of draft, obtained from Washington in exchange for 1st (16) and 2nd (49)-round selections ... A two-year starter at Missouri, finished career with 6,822 passing yards ... Posted an 18-8 record as a starter ... Left school following his junior season.

COLLEGE: Started 26 of 31 games in three seasons at Missouri ... Career totals include 568 of 933 passing for 6,822 yards with 40 TDs and 18 INTs ... Posted an 18-8 record as a starter ... His 6,822 passing yards rank third in school history while his passer efficiency rating of 132.59 is topped only by Chase Daniel (148.9) in school annals ... Had three 400-plus yard passing games including a career-high 468 yards against Baylor as a sophomore, the second-most in team history ... Saw action as a true freshman ...

2010: Started all 13 games as a junior ... Completed 301 of 475 passes (63.4 pct.) for 3,186 yards with 16 TDs and nine INTs ... Added 232 rushing yards on 112 carries ... Directed team to 10-3 record and a share of the Big 12 Conference North Division title, only the third 10-win regular season in school history ... Selected All-Big 12 honorable mention by the league's coaches ... Recipient of Missouri's Offensive Back of the Year Award ... Second-team Academic All-Big 12 selection ... Ranked fifth in the Big 12 and 27th nationally with per-game average of 262.9 yards of total offense ... Had 130 completions of 10-plus yards including 43 of 20-plus yards ... Ranked sixth in school history in single-season passing yards ... Threw for a school bowl-record 434 yards and a TD in the Insight Bowl ... Was 34 of 48 for 281 yards against Illinois ... Set a school single-game record by completing 83.9 percent (26 of 31) against McNeese State ... Completed 28 of 51 passes for 351 yards against San Diego State ... Totaled 31 of 47 passing for 361 yards against Texas A&M and matched career-high with three TD passes ... Threw for 308 yards on 30 of 42 passing against Oklahoma including 8 of 9 in the fourth quarter ... Led the team in rushing vs. Nebraska with 74 yards on 22 carries and gained 89 yards on 14 carries against Kansas State ...

2009: Started all 13 games as a sophomore in first season as a starter and guided team to eight wins ... Earned second-team All-Big 12 honors ... First-team Academic All-Big 12 selection ... Totaled 262 of 445 passing for 3,593 yards with 24 TDs and nine INTs ... Added 204 rushing yards and three TDs ...

Ranked second in Big 12 in passing efficiency (140.4) and fourth in total offense (292.1) ... Ranked ninth in nation with an average of 276.4 passing yards per game ... His 3,593 passing yards was third-highest in school history, surpassed only by Chase Daniel (4,335 in 2008; 4,306 in 2007) ... Generated 3,797 yards of total offense, the fourth-most in school history ... Threw for three TDs against Illinois in first career start ... Also tossed three TDs against Furman and Nevada in consecutive weeks ... Was 25 of 40 passing for then-career-high 414 yards against Nebraska ... Totaled 22 of 44 passing for 325 yards against Oklahoma State ... Established career-highs for completions (30 of 51) and yards (468) against Baylor, the second-most yards in school history. Had 322 passing yards in the first half ... Tossed three TD passes on 20 of 27 passing against Kansas State ... Set career-high with 94 rushing yards against Kansas ...

2008: Saw action in five games as a true freshman behind Chase Daniel ... Completed 5 of 13 passes for 43 yards ... Added 22 yards on six carries.

HIGH SCHOOL: Attended Parkway West High School (Ballwin, Mo.) ... Played under head coach Mike Roth ... Earned MVP honors at EA Sports Elite 11 QB camp prior to his senior season ... Also played in U.S. Army All-America Bowl ... Consensus No. 1 player in state of Missouri ... Played in only five games as a senior, as he began the year with an injured foot, and then was lost for season with a shoulder injury ... Finished with 623 passing yards and five TDs ... Led team to 8-3 mark as a junior including a trip to state playoffs ... Finished 119 of 231 passing with 1,523 yards and 20 TDs while rushing for 458 yards and eight TDs ... Threw for 1,100 yards and 11 TDs as a sophomore ... Also lettered in baseball and earned all-conference honors.


PERSONAL: Single ... Son of Chuck and Beverly Gabbert ... Brother, Tyler also plays quarterback ... Twitter handle is @BlaineGabbert ... Full name: Blaine Gabbert.



BLAINE GABBERT'S STATISTICS

PASSING	GP/GS	ATT	CMP	PCT	YDS	TD	INT	LG	RTG
2008	5/0	13	5	38.5	43	0	0	14	66.2
2009	13/13	445	262	58.9	3,593	24	9	84	140.5
2010	13/13	475	301	63.4	3,186	16	9	68	127.0
TOTALS	31/26	933	568	60.9	6,822	40	18	84	132.6

ADDITIONAL STATISTICS: 221 rushes for 458 yards and eight TDs.



WILL RACKLEY

6-3 • 309 LBS.
LEHIGH
BORN OCTOBER 11, 1989
RIVERDALE, GEORGIA
ACQ. 3RD ROUND OF 2011 DRAFT (76TH OVERALL)
EXP.: ROOKIE

65

G/C

Physical, athletic lineman has ability to play guard and tackle ... Starred in East-West Shrine Game ... Four-year starter ... Began collegiate career at guard before making move to tackle ... First player drafted by the Jaguars from a Patriot League school ... Highest drafted Lehigh player since 1974 and the first player to be drafted since 1995 ... Selected with pick obtained from San Francisco for 3rd and 6th-round picks (80, 182).

COLLEGE: Four-year starter at Lehigh ... Three-time All-Patriot League selection ... Began career as a guard before making move to tackle for final three seasons ... Started 45 of 46 games and ended career with 40 straight starts with 35 at LT and 10 at RG ... Finished career with 85.2 percent grade for blocking consistency, 300 knockdowns and 35 touchdown-resulting blocks ... Part of OL that allowed only 14 sacks in 2010 ... Graduated in May with a degree in product design ...

2010: Started all 13 games at LT and led team to Patriot League Championship ... Served as team captain ... First-team All-America selection by The NFL Draft Report, College Sporting News and Associated Press ... Was first Lehigh player to receive consensus All-America honors since 2004 ... Earned first-team All-Patriot League for third consecutive season ... Led team to 8-3 mark ... Registered 88 knockdowns and 12 touchdown-resulting blocks ... Part of OL that allowed only 14 sacks, the second-fewest in league and 16th in nation ...

2009: Started all 11 games at LT ... Third-team AP All-America selection ... First-team All-Patriot League choice ... Member of Patriot League Academic Honor Roll ... Had 81 knockdowns with nine touchdown-resulting blocks ... Paved

way for an offense that averaged 124.5 rushing yards per game ...

2008: Moved to LT and started all 11 games ... Entered camp at 295 pounds and bulked up after move from G to OT ... First-team All-Patriot League selection ... Part of OL that allowed only 19 QB sacks ... Registered eight touchdown-resulting blocks and 79 knockdowns ... Named team's top offensive lineman ...

2007: Started 11 games at RG as a true freshman ... Was first true freshman to start in 20 seasons at school ... Played at 270 pounds.

HIGH SCHOOL: Attended Riverdale (Ga.) High School ... Played under head coach Nick Davis ... Was first-team All-Area offensive lineman and second-team All-Area defensive tackle ... Served as team captain ... Tulane was only school to offer college scholarship.

PERSONAL: Single ... Resides in Riverdale, Ga. ... Grew up in Fayetteville, North Carolina where he played RB as a child ... Spent time at IMG Academies in Florida working out prior to NFL Scouting Combine ... Born in Athens, Greece ... Father was in military ... Twitter handle is @WillRackley ... Full name: William Rackley.

**CECIL
SHORTS III****84****6-0 • 193 LBS.
MOUNT UNION
BORN DECEMBER 22, 1987
CLEVELAND, OHIO
ACQ. 4TH ROUND OF 2011 DRAFT (114TH OVERALL)
EXP.: ROOKIE****WR/RS**

Possesses outstanding hands and elusive quickness ... Known as playmaker with ability to get behind defense ... Highest drafted player in school history and first player drafted by the Jaguars from a Division III school ... Three-time All-America selection ... Finished career with 78 career TDs along with 259 receptions for 4,705 yards ... Also competed on track team as a sprinter.

COLLEGE: Four-year letterman, playing in 56 career games ... Three-time All-America selection ... Set several Ohio Athletic Conference records and etched his name in NCAA Division III record books ... Finished career with 78 career touchdowns and 468 points scored, the second-most in conference history ... Accounted for 5,989 all-purpose yards (108.9 yards per game), the second-most in conference history ... Career totals included 259 receptions for 4,705 yards and 63 TDs ... His 63 career receiving TDs are most in school history and second in NCAA Division III history ... Set school and conference career marks for receptions and receiving yards ... Rushed for 492 yards on 75 carries with 12 TDs ... Added two punt returns for a TD and a kickoff return for a score ... Saw time at QB and completed 21 of 34 passes for 265 yards ... Two-time Ohio Athletic Conference Ed Sherman Award Winner, given to the conference's top WR ... Named 2009 D3football.com National Offensive Player of the Year ... Was teammate for two seasons with Colts WR Pierre Garcon and topped his old school record for career receiving yards (4,380) ... Health and physical education major ...

2010: Played in 12 games at WR but also saw action at QB, KR, PR and DB ... Missed three games due to injury ... Consensus All-America and unanimous first-team all-conference selection ... Led team with 70 receptions for 1,196 yards with 18 TDs ... Had 13 kickoff returns for 325 yards (25.0 avg.) including an 80-yard return for a score against Delaware ... Added 26 rushes for 113 yards with one TD rushing ... Returned 24 punts for 355 yards (14.7 avg.) with two TDs, 68 yards at Wilmington and 54 yards against Muskingum ... Marked third straight 1,000-yard season ... Recorded eight 100-yard receiving games ... Averaged 167.2 all-purpose yards per game ... Totaled a season-high 139 yards on eight receptions with three TDs against St. Lawrence ... Played five different positions in Stagg Bowl (WR, QB, KR, PR, DB) vs. Wisconsin-Whitewater ...

2009: Played in all 15 games at WR ... Team captain ... Consensus All-America selection by D3Football.com, AFCA and AP Little All-America ...

Named D3Football.com National Offensive Player of the Year ... Set school and conference record with 100 receptions for 1,736 yards with 19 TDs ... His 1,736 yards rank fourth-most by a Division III player ... Added 206 rushing yards on 34 carries with eight TDs ... Finished with 13 receptions for 297 yards with two TDs at Heidelberg including a 79-yard reception, the second-most receiving yards in school history ... Scored three rushing TDs in playoff game against Montclair State. Was forced into action at QB after starter was injured ... Tallied 185 yards with two TDs on 10 receptions vs. Wisconsin-Whitewater in the Stagg Bowl ...

2008: Appeared in all 15 games ... Set league and conference record with 23 receiving TDs ... Finished with 77 receptions for 1,484 yards (19.3 avg.) ... Added 45 yards on three carries ... Returned 11 punts for 91 yards (8.3 avg.) and ranked second on team with 1,620 all-purpose yards ... Totaled seven receptions for 178 yards and two TDs against Wisconsin-Whitewater in national title game ... Given Ed Sherman Award as conference's top receiver ... First-team all-conference selection and named Offensive Player of the Year ...

2007: Split time at QB and WR, playing in 14 games ... Was 16 of 24 passing for 209 yards ... Added 12 receptions for 289 yards with three TDs and 12 rushes for 108 yards with two TDs ... Began season at QB but made move to WR.

HIGH SCHOOL: Attended Collinwood High School (Ohio) ... All-District and All-Conference selection at QB ... Played under his father, Cecil Shorts, Jr.

PERSONAL: Single ... Member of the Mount Union chapter of Fellowship of Christian Athletes ... Received All-America honors from U.S. Track & Field and Cross Country Coaches Association ... Won 2008 outdoor 400 hurdle title at the Malone Jack Hazen Open ... Won the 4x400 relay event at Zips Invitational ... Sister, Candice, runs cross country and plays basketball at John Carroll ... Twitter handle is @CShorts10 ... Full name: Cecil Shorts III.



CECIL SHORTS III'S STATISTICS

RECEIVING	GP/GS	NO	YDS	AVG	LG	TD
2007	14/3	12	289	24.1	63	3
2008	15/15	77	1,484	19.3	69	23
2009	15/15	100	1,736	17.4	79	19
2010	12/12	70	1,196	17.1	80	18
TOTALS	56/45	259	4,705	18.2	80	63


RUSHING	GP/GS	NO	YDS	AVG	LG	TD
2007	14/3	12	108	9.0	28	2
2008	15/15	3	45	15.0	19	1
2009	15/15	34	206	6.1	43	8
2010	12/12	26	133	5.1	45	1
TOTALS	56/45	75	492	6.6	45	12

PUNT RETURNS

RETURNS	GP/GS	NO	YDS	AVG	LG	TD
2007	14/3	0	0	0.0	0	0
2008	15/15	11	91	8.3	39	0
2009	15/15	0	0	0.0	0	0
2010	12/12	24	355	14.8	68	2
TOTALS	56/45	35	446	12.7	68	2

KICKOFF RETURNS

NO	YDS	AVG	LG	TD
0	0	0.0	0	0
0	0	0.0	0	0
1	21	21.0	21	0
13	325	25.0	80	1
14	346	24.7	80	1



CHRIS PROSINSKI

6-1 • 201 LBS.
WYOMING
BORN APRIL 28, 1987
BUFFALO, WYOMING
ACQ. 4TH ROUND OF 2011 DRAFT (121ST OVERALL)
EXP.: ROOKIE

42

S

Smart, athletic safety with great awareness ... Has ability to play both safety positions ... First player drafted by the Jaguars from Wyoming ... Played in the Texas vs. Nation All-Star Game ... Ranked fourth in school history with 373 tackles and led his team in final two seasons ... Was state champion in long jump, 110 hurdles and 100 meter dash in high school ... Selected with pick obtained from New Orleans for Jaguars' 2010 5th-round pick ... Graduated with a degree in business administration.

COLLEGE: Three-year starter including last 37 games at FS ... Career totals include 373 tackles (197 solo), 21 passes defended and five INTs ... Ranked fourth in school history in tackles ... Led team in tackles his final two seasons ... Two-time All-Mountain West Conference (MWC) selection ... Graduated in May, 2010 with a degree in business administration ...

2010: Second team All-MWC selection ... Team captain ... Led team for the second consecutive season in tackles, finishing with 108 (66 solo) ... Ranked third in conference in tackles ... Added two INTs, two forced fumbles and five passes defended ... Received Coach Paul Roach Team MVP Award, named after former Wyoming head football coach and athletic director ... Was one of two players to be honored by the Wyoming chapter of the National Football Foundation as its UW Scholar-Athletes ... One of 121 semifinalists for The William V. Campbell Trophy, previously named the Draddy Trophy, for college

football's top scholar athlete ... Had 12 tackles against Boise State and Utah ... Posted 11 tackles at Texas and at New Mexico ... His two INTs came against Air Force and San Diego ...

2009: Started all 13 games ... Second-team All-MWC selection and earned Academic All-Conference honors ... Totaled team-high 140 tackles (71 solo), 3.5 tackles for loss, six passes defended, two forced fumbles and one fumble recovery ... Named team's DB of the year ... Had double-digit tackles in eight consecutive games to close out the season ... Recovered fumble and returned it 98 yards for a TD vs. Texas Christian ... Tallied a season-high 17 tackles against second-ranked Texas ... Recorded 16 tackles against BYU and made 13 vs. UNLV and TCU ... Returned a fumble 98 yards for a TD against TCU ... Posted 10 tackles and one forced fumble at Colorado State and earned MWC Defensive Player of the Week honors ...



2008: Started all 12 games in first season as a starter ... Finished with 88 tackles and three INTs ... Honorable-mention All-MWC selection ... Academic All-Conference honoree ... Led team with 12 passes defended which ranked fourth in the conference ... Tied for team lead in INTs ... Registered a season-high 15 tackles at New Mexico ... Had 13 tackles against Air Force and made nine tackles in two games, vs. Utah and at UNLV ... Recorded two INTs against North Dakota State ...

2007: Played in all 12 games as a redshirt freshman ... Credited with 37 tackles and one pass defended ... Totaled a season-high 13 tackles against BYU.


HIGH SCHOOL: Attended Buffalo High School in Wyoming where he starred at QB and at returner ... Led school to back-to-back Wyoming 4-A state titles ... Named Offensive Player of the Year in state of Wyoming by the Casper Star-Tribune following his senior year ... Was two-

time all-state selection ... Excelled in basketball and helped team post a 23-2 record as a senior ... Earned All-State honors in his final two seasons ... Also lettered in track and field where he won the state championship in the long jump as a junior and captured three individual state championships in the long jump, 110 hurdles and 100 meter dash as a senior ... Set school records in the long jump, 110 hurdles, 300 hurdles and 4x400 relay.

PERSONAL: Single ... Resides in Buffalo, Wyo. ... Achieved a perfect 4.00 GPA in high school ... Was one of only five former high school football student-athletes in the nation to be named National Football Foundation (NFF) National High School Scholar-Athlete. More than 2,500 are honored annually by the 120 NFF chapters across the country and only five receive the award ... Trained in Orlando with Tom Shaw prior to the NFL Draft ... Father, Paul, was high school basketball coach for 30 years and also coached track ... Full name: Chris Prosinski.

CHRIS PROSINSKI'S STATISTICS

TACKLES	GP/GS	TKL	SOLO	ASST	SACKS	FF	FR	INT	PD	TFL
2007	12/0	37	15	22	0.0	0	0	0	1	0.0
2008	12/12	88	45	43	0.0	0	0	3	9	0.0
2009	13/13	140	71	69	0.0	2	1	0	6	3.5
2010	12/12	108	66	42	0.0	2	0	2	5	0.0
TOTALS	49/37	373	197	176	0.0	4	1	5	21	3.5

**ROD
ISSAC**

5-11 • 196 LBS.
MIDDLE TENNESSEE STATE
BORN FEBRUARY 20, 1989
MIAMI, FLORIDA
ACQ. 5TH ROUND OF 2011 DRAFT (147TH OVERALL)
EXP: ROOKIE

6**CB**

Will compete for playing time at CB ... Known as a physical corner with good size and instincts ... Third player drafted by Jaguars from Middle Tennessee State, joining Jonathan Quinn and Kendall Newson ... Four-year letterman ... Native of Miami, Fla.

COLLEGE: Four-year letterman ... Played in 46 games with 37 starts ... Career totals include 189 tackles, 12 tackles for loss, five INTs, 18 passes defended, three fumble recoveries and four forced fumbles ... Returned two fumbles for TDs ... Earned first-team All-Sun Belt honors as a senior ... Graduated with degree in organizational communications ...

2010: Started all 12 games ... First-team All-Sun Belt selection ... Finished with 54 tackles along with 4.5 tackles for loss, three INTs, six passes defended, a fumble recovery and two forced fumbles ... Ranked second among CBs with 873 snaps played ... Compiled 200 yards in returns

with 100 yards on INTs and 100 yards on a fumble ... Presented the Defensive Dedication Award from the weight room staff ... Recorded an INT against Appalachian State ... Returned an INT 70 yards for a TD against Louisiana-Monroe ... Had six tackles and returned a fumble 100 yards for a TD in the fourth quarter against Western Kentucky and earned Sun Belt Conference Defensive Player of the Week ... Made five tackles and an INT against Florida Atlantic ... Posted five tackles and a pass defended in bowl game against Miami (Ohio) ...

2009: Started all 13 games at LCB ... Ranked third on team with a career-high 72 tackles and



had a team-high 53 solo tackles ... Added 5.5 tackles for loss, seven passes defended, one forced fumble and a blocked kick ... Led all CBs with 977 snaps including a season-high 98 snaps at Florida Atlantic ... Led team with 10 tackles against Florida Atlantic and followed with nine tackles against Louisiana-Lafayette ...

2008: Saw action in 10 games with seven starts despite being hampered with an ankle injury ... Made 32 tackles, two tackles for loss, one INT, two passes defended, one fumble recovery and one forced fumble ... Missed the Maryland and Kentucky games with a high ankle sprain ... Forced a fumble at Florida International ... Recorded INT at Western Kentucky ...

2007: Appeared in 11 games with five starts ...

Finished with 31 tackles, one INT, three passes defended and a fumble recovery for a TD ... Ranked third on team with eight special teams tackles ... Made first collegiate start against LSU ... Shared team lead with six tackles against Arkansas State and scored first career TD on a 42-yard fumble return.

HIGH SCHOOL: Attended Miami-Dade (Fla.) High School ... Played for Coach Anthony Saunders ... Totaled 31 tackles, one INT and a fumble recovery as a senior ... Named to Dade-Broward County All-Star team ... Posted 32 tackles as a junior.


PERSONAL: Single ... Twitter handle is @Rodlssac ... Full name: Roderick Devonne Issac.

ROD ISSAC'S STATISTICS

TACKLES	GP/GS	TKL	SOLO	ASST	SACKS	FF	FR	INT	PD	TFL
2007	11/5	31	17	14	0.0	0	1	1	3	0.0
2008	10/7	32	27	5	0.0	1	1	1	2	2.0
2009	13/13	72	53	19	0.0	1	0	0	7	5.5
2010	12/12	54	37	17	0.0	2	1	3	6	4.5
TOTALS	46/37	189	134	55	0.0	4	3	5	18	12.0

2010 HONOR ROLL

- **QB David Garrard** - Named the AFC Offensive Player of the Week for the first time in his career following the Jaguars 35-17 win at Dallas in week eight. Garrard threw for a career-high four touchdowns and ran for another in the win. A Garrard highlight was voted by fans as the GMC NEVER SAY NEVER MOMENT OF THE WEEK for games played on November 11-15 after he connected with Mike Thomas on a 50-yard "Hail Mary" touchdown pass against Houston on 11/14 with no time remaining.
- **K Josh Scobee** - Named the AFC Special Teams Player of the Week for the fifth time in his career following his franchise-record 59-yard field goal as time expired in week four to give the Jaguars a 31-28 win over the Colts. Named to Pro Football Weekly Midseason All-Pro Team.
- **LB Daryl Smith** - Named the AFC Defensive Player of the Week for the first time in his career following his performance in the season-opener against Denver. Smith led the Jaguars with 11 tackles and contributed a forced fumble, one interception, one pass defended and one quarterback hit.
- **RB Maurice Jones-Drew** - Named to [Sporting News NFL All-Pro Team](#). Named [FedEx Ground NFL Player of the Week](#) following his performance against Cleveland on 11/21. Jones-Drew rushed for 133 yards and registered a career-high 220 yards from scrimmage in the win. Named [FedEx Ground NFL Player of the Week](#) after he rushed for a career-high 186 yards on 12/5 at Tennessee.
- **FB Greg Jones** - Named to [Dallas Morning News All-Pro Team](#).
- **DT Tyson Alualu** - Named to [The Dallas Morning News All-Rookie Team](#), [Pro Football Weekly All-Rookie Team](#), [Sporting News All-Rookie Team](#).
- **TE Mercedes Lewis** - Named to [Peter King's CNN.com NFL All-Pro Team](#).
- **DE Aaron Kampman** - Selected by his teammates as the [Ed Block Courage Award Recipient](#).
- **C Brad Meester** - Selected as the Jaguars Walter Payton Man of the Year.

**ARMON
BINNS****13****6-3 • 209 LBS. • CINCINNATI**
BORN SEPTEMBER 8, 1989 • PASADENA, CALIFORNIA
ACQ. ROOKIE FREE AGENT 2011**WR**

COLLEGE: Four-year letterman ... Started all 12 games as a senior and posted a team-high 75 receptions for 1,101 yards with 10 TDs ... Led Big East in receptions, receiving yards, receptions per game (6.2) and receiving yards per game (91.8) ... Had eight receptions for 175 yards and three TDs at Louisville ... Recorded 10 receptions against South Florida and had 12 at West Virginia ... Started all 13 games as a junior ... Posted 61 receptions for 1,191 yards and 11 TDs ... Recorded three 100-yard receiving games ... Second-team All-Big East selection ... Saw action in nine games as a sophomore ... Competed in seven games as a freshman on special teams and at WR

... Majored in criminal justice.

HIGH SCHOOL: Attended Pasadena High (Calif.) ... Two-time all-area selection ... Led team with 39 receptions for 800 yards and 11 TDs as a senior ... Also lettered in basketball and track ... Was league champion in high jump, long jump and triple jump.

PERSONAL: Single ... Son of Mark Binns and Othella Kennedy ... Brother, Marques, played at Oregon and Grambling State ... Full name: Armon Binns.

**CAMERON
BRADFIELD****78****6-4 • 302 LBS. • GRAND VALLEY STATE**
BORN SEPTEMBER 14, 1987 • GRAND RAPIDS, MICHIGAN
ACQ. ROOKIE FREE AGENT 2011**OT**

COLLEGE: Three year starter ... Has ability to play both RT and LT ... Started all 13 games at LT as a senior ... American Football Coaches Association and Associated Press All-America first-team selection ... Named conference offensive lineman of the year ... Part of OL that helped team average 216.3 rushing yards per game and 437.6 total yards per game ... Started all 15 games at RT as a junior ... Associated Press third-team All-America selection ... Started all 12 games at RT ... Honorable-mention all-conference selection and was named team's most improved

player ... Saw action in all 13 games as a freshman as a reserve OL ... Made move from TE to OL in 2006 and did not play ... Majored in business administration.

HIGH SCHOOL: Attended Grand Rapids Creston High (Mich.) ... First-team all-city selection ... Also lettered in basketball.

PERSONAL: Single ... Resides in Grand Rapids, Mich. ... Son of James and Cynthia Bradfield ... Full name: Cameron Bradfield.

**COLE
BRODIE****39****5-10 • 188 LBS. • SOUTH DAKOTA STATE**
BORN FEBRUARY 20, 1989 • DACULA, GEORGIA
ACQ. ROOKIE FREE AGENT 2011**CB**

COLLEGE: Three-year starter ... Career totals included 189 tackles (102 solo), seven INTs and 5.5 tackles for loss ... Also served as return specialist ... Returned 59 kicks for 23.7 average and 50 punts for a 9.5 average ... Started 11 games as a senior and recorded a career-high five INTs including two returned for TDs ... Totaled 62 tackles (32 solo) and four tackles for loss ... First-team All-Missouri Valley Conference selection ... Averaged 24.8 yards on 17 kickoff returns and

10.9 yards on 34 punt returns ... Started all 12 games as a junior and ranked fifth on the team with 71 tackles ... Tallied a career-high 12 tackles in two different games ... Had 29.0-yard average on 10 kickoff returns ... Started all 12 games as a sophomore at CB ... Made 47 tackles and one INT ... Returned 31 kicks for 22.0-yard average ... Named recipient of team's Adam Vinatieri Award as the most valuable player on special teams ... Saw action in all 11 games as a true freshman ...



Had nine tackles and a blocked punt ... Graduated in May with a degree in agricultural business.

HIGH SCHOOL: Attended Dacula High (Ga.) ... First-team All-Gwinnett County selection ... Selected to play in Georgia North/South All-Star game ... Career totals included 2,500 career rushing yards with 37 TDs ... Set school record for

longest punt return at 95 yards ... Played on teams that won 34 of 36 regular season games ... Also was a standout sprinter in track and won Georgia state titles in powerlifting.

PERSONAL: Single ... Visited the Jaguars as one of his pre-draft visits ... Full name: Cole Brodie.

	GREG ELLINGSON	15
6-3 • 197 LBS. • FLORIDA INTERNATIONAL BORN DECEMBER 30, 1988 • TAMPA, FLORIDA ACQ. ROOKIE FREE AGENT 2011		WR

COLLEGE: Four-year starter ... Finished career with 131 receptions for 2,018 yards and 14 TDs ... His career TDs ranked third in school history ... Became one of just four players in school history with 2,000-plus career receiving yards ... Had 43 receptions for 612 yards and five TDs as a senior ... 35 of his 43 catches were for a first down or a TD ... Started seven of 12 games as a junior ... Ranked second on the team with 34 receptions for 528 yards with four TDs ... Led team with 15.5-yards per reception ... Saw action in all 12 games as a sophomore with 10 starts ... Made 35 receptions for 574 yards with three TDs ... Started all 12 games as a freshman and led team with 304

receiving yards on 19 receptions ... Averaged 16.0-yards per catch and returned five punts for a 9.6 average ... Majored in business.

HIGH SCHOOL: Attended Robinson High School (Fla.) ... Played WR, TE, safety, punter and place-kicker ... Earned third-team all-state honors at WR as a senior, finishing with 1,009 receiving yards and 13 TDs ... First-team All-Hillsborough selection by the Tampa Tribune ... Also lettered in track and soccer.

PERSONAL: Single ... Son of Robert Ellingson and Lisa Thompson ... Full name: Greg Ellingson.


	MATT ESTRADA	40
5-10 • 196 LBS. • NORTHERN ARIZONA BORN OCTOBER 20, 1988 • LA HABRA, CALIFORNIA ACQ. ROOKIE FREE AGENT 2011		S

COLLEGE: Three-year letterman at Northern Arizona ... Transferred from Fullerton Junior College following his freshman season ... Served as team captain ... Two-time All-Big Sky selection ... Finished with 51 tackles as a senior with one INT, one sack, three forced fumbles and one fumble recovery ... Returned a punt 66 yards for a TD against Southern Utah ... Started 10 games as a junior ... Named team's most valuable defensive player ... Led team with 78 tackles and recorded at least seven tackles in six games ... Played in 11 games as a sophomore and finished with 33 tackles, 2.5 sacks and four passes defended ... Played 2007 season for Fullerton JC and made 65 tackles along with three INTs and

two kickoff returns for TDs ... Redshirted 2006 season at Idaho under Dennis Erickson ... Majored in kinesiology/community health.

HIGH SCHOOL: Attended La Habra High School (Calif.) ... Named Division 9 Defensive Player of the Year ... Totaled 119 tackles with four INTs as a senior ... Played in the North-South Orange County All-Star Game ... Also lettered in baseball, hitting .412 with a 35-game hit streak.

PERSONAL: Single ... Born in Whittier, Calif. ... Has two brothers, Al and Chris ... Son of Al and Emily Estrada ... Full name: Matthew Joshua Estrada.

**TOMMY
GALLARDA****6-5 • 262 LBS. • BOISE STATE
BORN MAY 8, 1988 • BREA, CALIFORNIA
ACQ. ROOKIE FREE AGENT 2011****85****TE**

COLLEGE: Four-year letterman ... Career totals included 25 receptions for 257 yards with nine TDs ... Started five of seven games as a senior and had seven receptions for 63 yards with three TDs ... Missed final seven games with a broken foot ... Made one-handed sliding TD catch against Virginia Tech in season-opener that was featured on ESPN's "Top Plays" ... Started 12 of 14 games at TE as a junior ... Finished with nine catches for 110 yards and four TDs ... Received the Strength "Iron Bronco" Award ... Appeared in 13 games with six starts as a sophomore ... Had six receptions for 65 yards with two TDs ... Had three receptions for 19 yards as a redshirt freshman

... Majored in business management.

HIGH SCHOOL: Attended Brea Olinda High (Calif.) ... Three-year letterman in football and track ... Two-time All-Century League selection on offense and defense ... Caught 48 passes for 810 yards with 11 TDs and had 50 tackles, four sacks, two forced fumbles and one INT as a senior ... Had 23 receptions for 441 yards and four TDs as a junior ... Also completed only pass for a 69-yard TD ... Totaled 70 tackles, two sacks, one forced fumble and one fumble recovery on defense.

PERSONAL: Single ... Full name Tommy Gallarda.

**WADE
GRAYSON****6-4 • 302 LBS. • ARKANSAS
BORN AUGUST 29, 1989 • HARRISON, ARKANSAS
ACQ. ROOKIE FREE AGENT 2011****66****G**

COLLEGE: Two-year starter ... Started 13 games as a senior ... Was part of offensive line that paved way for first season in Arkansas history with 3,000-yard passer and 1,000-yard rusher ... Appeared in 12 games as a junior and started the final 10 games ... Part of an OL that blocked for a unit that led the SEC in scoring offense (36.0) and passing offense (295.5) ... Protected QB Ryan Mallett, who set or tied 16 different records ... Started all games at LG as a sophomore ... Saw action in five games as a freshman with one start

... Graded out 82.8 percent for the season on 93 plays ... Majored in agricultural business.

HIGH SCHOOL: Attended Harrison High (Ark.) ... Named to the Associated Press Arkansas Super Team as an OT and DE ... Also named all-district and all-state ... Three-year starter.

PERSONAL: Single ... Son of Mike and Monty Grayson.

**BRANDON
HARPER****6-2 • 320 LBS. • DUKE
BORN MARCH 8, 1988 • ALPHARETTA, GEORGIA
ACQ. ROOKIE FREE AGENT 2011****64****G**

COLLEGE: Four-year letterman ... Began career as a DT before making transition to offensive line as a junior ... Tied for top mark on the team in bench press (445 lbs) ... Started all 12 games at LG as a senior ... Appeared in all 12 games with five starts as a junior in 2009 ... Played a total of 417 snaps ... Part of offense that led ACC and ranked ninth in the nation in passing offense ... Played in one game in 2008 due to an injury and was granted a medical hardship waiver ... Appeared in seven games at DT as a sophomore

... Played 67 snaps on defense ... Saw action in seven games as a freshman ... Majored in biological anthropology & anatomy and psychology.

HIGH SCHOOL: Attended Milton High (Ga.) ... Played under head coach Theo Caldwell ... Posted 50 tackles and two sacks as a senior.

PERSONAL: Single ... Son of Jacqueline Malone ... Full name: Brandon Harper.

**DUJUAN
HARRIS****40****5-7 • 197 LBS. • TROY**
BORN SEPTEMBER 3, 1988 • BROOKSVILLE, FLORIDA
ACQ. ROOKIE FREE AGENT 2011**RB**

COLLEGE: Four-year letterman ... Career totals included 540 carries for 2,635 yards and 27 TDs ... Had 79 receptions for 553 yards and five TDs ... Added 14 kickoff returns for a 19.9 average ... Played in 12 games with three starts as a senior ... Rushed 97 times for 603 yards with six TDs and had 11 receptions for 66 yards ... Started all 13 games as a junior ... Registered 151 carries for 583 yards with 10 TDs ... Added 27 receptions for 242 yards and two TDs ... Scored two TDs and rushed for 112 yards in GMAC Bowl against Central Michigan ... Played in all 13 games with 12 starts as a sophomore ... Posted career-high 1,077 yards on 210 carries with 11 TDs ... Added 36 receptions for 216 yards and three TDs ... Ranked fourth in the Sun Belt in rushing yards and became just fifth player in school history to record a 1,000-yard season ... Posted four 100-yard rushing games ... Saw action in 12 games as a freshman ... Rushed 82 times for 372 yards and

had five receptions for 29 yards ... Majored in criminal justice.

HIGH SCHOOL: Attended Central High (Fla.) ... Helped lead team to district championship as a senior and earned first-team all-region honors ... Rushed for 3,000-plus yards and 45 TDs ... Holds county record for single-game rushing yards with 363 and five TDs ... Also lettered in track and field and weightlifting ... Qualified for state in the 183-pound class.

PERSONAL: Single ... Parents are Juan L. Harris and Rose S. Jones ... Has five brothers – Juan Jr., Jordan, LaDorrian, Scottie and JaQuan – and three sisters – LaWuan, Shaniya and Danaja ... Boasts 41.5 vertical leap ... Nicknamed “Foxy” in high school because he had red hair when he was born ... Full name: DuJuan LaTroy Harris.


**T.J.
HEATH****34****6-0 • 179 LBS. • JACKSONVILLE STATE**
BORN SEPTEMBER 11, 1987 • ALEXANDRIA, ALABAMA
ACQ. ROOKIE FREE AGENT 2011**CB**

COLLEGE: Three-year starter ... Career totals included 145 tackles, seven tackles for loss and 10 INTs ... Earned All-OVC first-team honors as a senior ... Started all 11 games and totaled 36 tackles (10 solo) and one INT ... Started all 11 games as a junior at CB ... Second-team All-America selection by the Sports Network and the Associated Press ... Totaled 34 tackles (19 solo), six INTs and 2.5 tackles for loss ... His six INTs ranked second in the conference ... Saw action in all 11 games with 10 starts as a sophomore ... Totaled 42 tackles (17 solo), two tackles for loss and one INT ... Added team-high seven passes

defensed ... Appeared in 11 games as a freshman ... Totaled 33 tackles (25 solo) and two INTs.

HIGH SCHOOL: Attended Alexandria High (Ala.) ... First-team all-state selection as a senior WR ... Finished with 1,012 receiving yards and 10 TDs ... Had 82 tackles on defense with six INTs ... Also lettered in basketball where he earned all-state honors as a senior ... Was an honor student.

PERSONAL: Single ... Son of Joe and Margie Bradford ... Full name: Lee Anthony Heath, Jr.

**DONTRELLE
INMAN****18****6-3 • 198 LBS. • VIRGINIA**
BORN JANUARY 31, 1989 • BATESBURG, SOUTH CAROLINA
ACQ. ROOKIE FREE AGENT 2011**WR**

COLLEGE: Four-year letterman ... Started 11 games as a senior and posted 51 receptions for a team-high 815 yards and three TDs ... Had 239 receiving yards at Duke, the second-best single game performance in school history ... Phil Steele All-ACC fourth-team selection ... Saw action in nine games as a junior ... Missed first two games due to injury ... Totaled eight receptions for 80 yards ... Saw action in all 12 games as a sophomore ... Saw action in all 13 games as a freshman ... Tied for fourth in the ACC in receptions among freshmen with 17 and sixth in receiving yards with 181.

HIGH SCHOOL: Attended Batesburg-Leesville High (S.C.) ... Missed majority of senior season with an injury ... Caught 18 passes for 280 yards and made 44 tackles and three INTs before being sidelined ... Earned all-state honorable mention and named AA Player of the Year by The State newspaper as a junior ... Had 31 receptions for 400 yards and four TDs and tallied 67 tackles and two INTs, returning both for TDs.

PERSONAL: Single ... Has three brothers, Emanuel, Jaden and Landon and three sisters, Carliza, Raven and Shayna ... Full name: Dontrelle Javaar Inman.

**JALIL
JOHNSON****38****5-10 • 184 LBS. • JACKSON STATE**
BORN JULY 13, 1988 • LELAND, MISSISSIPPI
ACQ. ROOKIE FREE AGENT 2011**CB**

COLLEGE: Two-year letterman at Jackson State ... Played first two years at Mississippi Delta Community College ... Started all 11 games as a senior ... Recorded 40 tackles (32 solo), two INTs, 14 passes defended and five tackles for loss ... Saw action in all 10 games as a junior ... Totaled 19 tackles (15 solo), four passes defended and one fumble recovery ... Compiled 27 tackles, two INTs and 18 passes defended at Mississippi Delta

Community College ... Majored in business management.

HIGH SCHOOL: Attended Leland High (Miss.) ... Lettered in football and track and field.

PERSONAL: Single ... Son of Tina Johnson ... Full name: Jalil Johnson.

**ANDREW
LEWIS****78****6-2 • 303 LBS. • SYRACUSE**
BORN FEBRUARY 18, 1987 • CENTREVILLE, VIRGINIA
ACQ. ROOKIE FREE AGENT 2011**DT**

COLLEGE: Four-year letterman, starting the final 24 games of his career ... Career totals included 61 tackles (33 solo), nine tackles for loss, two sacks and one forced fumble ... Started all 12 games as a senior ... Finished with 28 tackles (14 solo), 4.5 tackles for loss and one sack ... Started all 12 games as a junior ... Registered 14 tackles (nine solo) along with one tackle for loss and one sack ... Appeared in all 11 games as a rookie, primarily on special teams ... Made 11 tackles (seven solo) and two tackles for loss ... Saw action in 11 of 12 games as a redshirt freshman ...

Majored in child and family studies.

HIGH SCHOOL: Attended Centreville High (Va.) ... Rated the 23rd-best prospect in Virginia by Rivals.com ... Finished career with 171 tackles and 20 sacks ... Totaled 71 tackles, 10 sacks and two fumble recoveries as a senior.

PERSONAL: Single ... Son of Andrew and Wanda Lewis ... Was born in Frankfurt, Germany ... Full name: Andrew Lewis Jr.

**MIKE
LOCKLEY****49****6-1 • 237 LBS. • FLORIDA ATLANTIC
BORN APRIL 20, 1988 • ORLANDO, FLORIDA
ACQ. ROOKIE FREE AGENT 2011****LB**

COLLEGE: Four-year letterman ... Moved into starting lineup his final two seasons at MLB ... Led team with career-best 120 tackles as a senior along with 6.5 tackles for loss, two sacks and two forced fumbles ... Blocked four FG attempts ... Earned All-Sun Belt second-team honors ... Ranked second in the conference and 24th in the nation in tackles ... Recorded double-digit tackles in seven of the final eight games ... Played in all 12 games as a junior with nine starts ... Totaled 97 tackles and 7.5 tackles for loss ... Appeared in 12 games as a sophomore and totaled 11 tackles ...

Saw action in all 12 games as a redshirt freshman and made six tackles ... Majored in business.

HIGH SCHOOL: Attended Olympia High (Fla.) ... Earned All-Orange County and All-District honors as a senior ... Played in the East-West Metro Senior All-Star Game ... Also lettered in weightlifting and track.

PERSONAL: Single ... Resides in Orlando ... Son of James and Angelia Lockley.

**SCOTT
LUTRUS****46****6-3 • 241 LBS. • CONNECTICUT
BORN APRIL 23, 1988 • BROOKFIELD, CONNECTICUT
ACQ. ROOKIE FREE AGENT 2011****LB**

COLLEGE: Four-year starter ... Career totals included 341 tackles (206 solo), five sacks, 26 tackles for loss, six INTs and nine passes defended ... Served as team captain his final two seasons ... Hampered by injuries as a senior and started nine of 10 games ... Helped guide team to first BCS appearance ... Finished with 59 tackles (40 solo), 3.5 tackles for loss and one INT ... Appeared in eight games as a junior with six starts ... Totaled 69 tackles (40 solo), 3.5 sacks, 5.5 tackles for loss and two passes defended ... Started all 13 games and led team with 106 tackles (64 solo) ... Added nine tackles for loss, one INT and six passes defended ... Helped team claim Big East title and was named All-Big East second-team ... Posted five double-digit tackle games ... Named to All-Big East All-Academic team ... Started all 13 games as a redshirt freshman ... Ranked third

on the team with a career-high 107 tackles (62 solo) ... Added eight tackles for loss, four INTs and one sack ... Returned a school-record two INTs for scores ... Earned first-team All-America honors ... Named Big East Defensive Player of the Week in consecutive weeks ... Posted a career-high 18 tackles vs. Louisville ... Majored in economics.

HIGH SCHOOL: Attended Brookfield High (Conn.) ... Ranked second in the state as a senior with 2,017 rushing yards and added 63 tackles and four INTs on defense ... Led the state in scoring with 204 points ... Also lettered in lacrosse.

PERSONAL: Single ... Full name: Scott James Lutrus.

**KYLE
MILLER****49****6-5 • 257 LBS. • MOUNT UNION
BORN APRIL 18, 1988 • ELIDA, OHIO
ACQ. ROOKIE FREE AGENT 2011****TE**

COLLEGE: Four-year letterman at TE ... Started all 15 games as a senior and totaled 62 receptions for 872 yards and seven TDs ... Selected All-OAC first-team and All-North Region first-team ... ESPN Academic All-District IV selection and named ESPN Academic All-American ... Appeared in all 15 games as a junior and finished with 21 receptions for 353 yards and eight TDs ... First-team All-OAC selection ... Earned D3Football.com second-team ... Saw action in 11 games as a sophomore at TE and long snapper ... Appeared in six games as a freshman ... Majored in health

and physical education.

HIGH SCHOOL: Attended Elida High (Ohio) ... Earned all-district and all-conference honors as a senior ... Played for head coach Chris Etzler.

PERSONAL: Single ... Son of Barb and Mark Miller ... Father, Mark, was a third-round selection of the Cleveland Browns in 1978 and played QB over 10 games from 1978-79 ... Full name: Kyle Miller.

**RICHARD
MURPHY****34****6-1 • 208 LBS. • LOUISIANA STATE
BORN SEPTEMBER 18, 1986 • RAYVILLE, LOUISIANA
ACQ. ROOKIE FREE AGENT 2011****RB**

COLLEGE: Four-year letterman at RB and on special teams ... Played in 40 games with two starts ... Career totals included 106 rushes for 527 yards and two TDs and 29 receptions for 214 yards ... Totaled 15 special teams tackles ... Appeared in 11 games with two starts as a senior ... Had 85 yards on 25 carries ... Wore No. 18 which is given to the player that best represents what it means to be a Tiger – on and off the field ... Saw action in two games as a junior after suffering season-ending knee injury ... Served as backup RB as a sophomore and played in all 13 games ... Totaled 186 yards on 44 carries and 10 receptions for 92 yards ... Appeared in all 14 games as a freshman at RB ... Rushed for 230 yards and two TDs on 35 carries ... Added eight receptions for 74 yards ... Totaled 10 tackles on special teams ... Graduated in December of 2010 with a degree in general studies.

HIGH SCHOOL: Attended Rayville High (La.) ... Three-time first-team all-state selection ... Ranked fifth on the state's all-time list with 7,059 career rushing yards ... Ranked as the state's fourth-best prospect by Tigerbait.com ... Also member of the Baton Rouge Advocate Super Dozen, the Mobile Register Super Southeast 120, and the Orlando Sentinel All-Southern Team ... Rebounded from a torn ACL suffered at the end of his junior season to rush for 1,559 yards and 22 TDs as a senior ... Rushed for 2,107 yards and 24 TDs as a junior ... Also lettered in track and field and was the LHSAA Class 2A state champion in the javelin.


PERSONAL: Single ... Lost both parents to cancer prior to enrolling at LSU ... Parents are the late Robinson and Anna Murphy ... Comes from family of nine brothers and sisters ... Born in Monroe, La. ... Full name: Richard Lee Murphy.

**JAMAR
NEWSOME****14****6-1 • 201 LBS. • CENTRAL FLORIDA
BORN NOVEMBER 5, 1987 • ST. PETERSBURG, FLORIDA
ACQ. ROOKIE FREE AGENT 2011****WR**

COLLEGE: Three-year letterman ... Appeared in all 14 games as a senior ... Finished with 37 receptions for 616 yards and three TDs ... Added 10 kickoff returns for 306 yards ... Caught four passes for 118 yards and two TDs at Memphis ... Played in 10 games as a junior and ranked fourth on the team with 24 receptions for 289 yards ... Saw action in all 12 games as a sophomore ... Had four receptions for 81 yards and one TD ... Caught a 54-yard TD pass vs. East Carolina ... Spent time on scout team as a redshirt freshman ... Majored in criminal justice.

HIGH SCHOOL: Attended Boca Ciega High (Fla.) ... All-conference and All-Suncoast selection as a senior ... Named team MVP ... Finished with 29 receptions for 660 yards and eight TDs as a senior ... Also lettered in track and field ... Finished third in the state in the long jump and triple jump.

PERSONAL: Single ... Son of James and Beverley Newsome ... Full name: Jamar Newsome.

**ODRICK
RAY****70****6-4 • 276 LBS. • TULSA
BORN MAY 24, 1989 • ATHENS, TEXAS
ACQ. ROOKIE FREE AGENT 2011****DE**

COLLEGE: Four-year letterman ... Career totals included 56 tackles (21 solo), seven sacks and 14.5 tackles for loss ... Started all 12 games as a senior and finished with 14 tackles (10 solo), 4.5 sacks and six tackles for loss ... All-Conference USA honorable mention ... Started 11 of 12 games as a junior ... Had 21 tackles (nine solo) and 4.5 tackles for loss ... Added a blocked field goal vs. Tulane ... Saw action in all 14 games as a sophomore ... Recorded 10 tackles (four solo) and three tackles for loss ... Played in 13 games as a

freshman ... Tallied 11 tackles (four solo) ... Majored in education.

HIGH SCHOOL: Attended Athens High (Texas) ... Started three years at WR and two years at DE ... Caught 29 passes for 334 yards and seven TDs as a senior ... Added 22 tackles, two sacks and four tackles for loss.

PERSONAL: Single ... Son of Dirik and Tammy Ray.

**KEVIN
RUTLAND****37****6-0 • 188 LBS. • MISSOURI
BORN APRIL 2, 1988 • HOUSTON, TEXAS
ACQ. ROOKIE FREE AGENT 2011****CB**

COLLEGE: Four-year letterman and two-year starter at CB, playing 54 games with 26 starts ... Led team with three INTs as a senior and earned All-Big 12 honorable mention honors ... Totaled 44 tackles (34 solo), four sacks, seven passes defended and one QB hit ... Started all 13 games as a junior and totaled a career-high 47 tackles and team-high two INTs ... Added one forced fumble and one fumble recovery ... Recovered a fumble in the Texas Bowl against Navy ... Appeared in all 14 games as a sophomore at CB ... Totaled 25 tackles, five passes defended and one INT ... Played in 14 games as a redshirt fresh-

man, mainly on special teams.

HIGH SCHOOL: Attended North Shore High (Texas) ... Played several positions including DB, WR and QB ... Led team to an undefeated regular season as a senior ... Played QB as a junior and was named team's most valuable player ... Also lettered in basketball and track, and was part of district champion 4 x200 relay team.

PERSONAL: Single ... Resides in Houston, Texas ... Heavily recruited out of high school ... Son of Kenneth and Helen Rutland ... Full name: Kevin Rutland.

**BRIAN
SAUNDERS****2****6-0 • 203 LBS. • VIRGINIA TECH
BORN FEBRUARY 23, 1988 • ROSELAND, VIRGINIA
ACQ. ROOKIE FREE AGENT 2011****P**

COLLEGE: Saw action in all 14 games as a senior ... Punted 60 times for a 44.1-yard average ... Had 17 punts of 50 yards or longer and 18 punts downed inside the 20-yard line ... Punted seven times for a 49.3 average vs. Central Michigan ... Four of his six punts against Virginia were downed inside the 20-yard line ... All-ACC second-team selection ... Dressed but did not see action his first three seasons ... Earned degree in

horticulture.

HIGH SCHOOL: Attended Nelson County High (Va.) ... First-team all-district, all-region and all-state selection as a senior ... Also first-team all-district and second-team all-state in baseball.

PERSONAL: Single ... Son of Joyce and Massie Saunders ... Full name: Brian Carroll Saunders.


**MARC
SCHIECHL****90****6-2 • 252 LBS. • COLORADO SCHOOL OF MINES
BORN NOVEMBER 30, 1987 • LAKEWOOD, COLORADO
ACQ. ROOKIE FREE AGENT 2011****DE**

COLLEGE: Four-year letterman and three-year starter ... Was first three-time consensus All-America selection in school history and was two-time conference defensive player of the year selection ... Ranked first in Division II history with 46 career sacks and fourth with 70.5 tackles for loss ... Played in 2011 Cactus Bowl, a Division II all-star game held each January, and earned defensive player of the game honors with eight tackles, two tackles for loss and two sacks ... Started all 12 games as a senior ... Finished runner-up for the Gene Upshaw Division II Lineman of the Year Award ... Ranked fifth in nation in sacks (12.0), eighth in tackles for loss (19.0) and third in forced fumbles (six) ... Added 66 tackles, three passes defended, two blocked kicks and one fumble recovery ... Started all 11 games as a junior and totaled seven sacks, 13 tackles for loss and two fumble recoveries ... Started all 12 games as a sophomore and ranked second in the nation and set a school record with 13.5 sacks ...

Ranked third in nation with 21 tackles for loss ... Played in all 12 games as a redshirt freshman with two starts ... Totaled 47 tackles, 17.5 tackles for loss and 13.5 sacks ... Earned Bronze Academic Achievement Award ... Garnered second-team all-conference honors ... Graduated in May with a degree in engineering.

HIGH SCHOOL: Attended Bear Creek High (Co.) ... Four-year letterman on the football and wrestling teams ... Established four school records in wrestling ... Also lettered in track and field ... Four-time Academic All-State selection.

PERSONAL: Single ... Resides in Lakewood, Co. ... Colorado School of Mines was only school to give him an opportunity to play football following high school ... Participated in Air Force's Pro Day leading up to NFL Draft ... Full name: Marc Schiechl.

**STEVEN
WESLEY****91****6-2 • 250 LBS. • NORTH ALABAMA
BORN AUGUST 10, 1988 • BARTOW, FLORIDA
ACQ. ROOKIE FREE AGENT 2011****DE**

COLLEGE: Played three seasons at Miami (Fla.) before transferring to North Alabama as a senior ... Saw action in 13 games at North Alabama in 2010 ... Finished with 56 tackles (29 solo), 5.5 sacks and a team-high 14.5 tackles for loss ... Played in 33 games with 17 starts at Miami, compiling 44 tackles, 10 tackles for loss, 11 QB pressures and three sacks ... Played in 11 games as a junior with six starts ... Ranked fifth on team with six tackles for loss ... Recorded sacks in win over Georgia Tech, Virginia and South Florida ... Started 11 of 13 games at DE as a sophomore ... Totaled 21 tackles, three tackles for loss and one pass defended ... Played in nine games as a red-shirt freshman and made six tackles ... Saw extensive action on special teams ... Majored in

education.

HIGH SCHOOL: Attended Bartow High (Fla.) ... Three-year starter, playing both offense and defense ... Made 70 tackles, six sacks and one INT as a senior ... Also played TE and received first-team Florida Athletic Coaches Association All-District honors at both DE and TE ... Selected as the 3A County Player of the Year ... Rated 15th-best DE in the country by Rivals.com ... Ranked the No. 1 DE on the Florida Times-Union Super 75.

PERSONAL: Single ... Resides in Bartow, Fla. ... Full name: Steven Wesley.

**TROY
WHITE****79****6-5 • 300 LBS. • WEST VIRGINIA TECH
BORN NOVEMBER 17, 1987 • HAINES CITY, FLORIDA
ACQ. ROOKIE FREE AGENT 2011****G**

COLLEGE: Four-year letterman ... Played in 27 games over four years ... Doubled as a defensive lineman in select situations his last two seasons ... Recorded 60 tackles, two sacks and three passes defended ... Earned All-Mid-South Conference East Division honors as a senior ... All-Mid-South Conference East Division honorable mention in 2008 ... Majored in athletic

coaching education.

HIGH SCHOOL: Attended Ridge Community High (Fla.).

PERSONAL: Single ... Has an older twin brother by six seconds, Tai, who also played at West Virginia Tech ... Full name: Troy White.



2011 ALPHABETICAL TRAINING CAMP ROSTER

NO	NAME	POS	HT	WT	BIRTHDATE	AGE	EXP	COLLEGE	HOMETOWN
50	Allen, Russell	LB	6-3	234	5/5/86	25	3	San Diego State	Oceanside, Calif.
93	Alualu, Tyson	DT	6-3	304	5/12/87	24	2	California	Honolulu, Hawaii
76	Baldrige, Daniel	OT	6-8	311	10/21/85	25	1	Marshall	Opelousas, La.
13	Binns, Armon	WR	6-3	209	9/8/89	21	R	Cincinnati	Pasadena, Calif.
44	Bolen, Brock	FB	6-0	233	3/24/85	26	2	Louisville	Germantown, Ohio
56	Bosworth, Kyle	LB	6-1	236	11/21/86	24	2	UCLA	Plano, Texas
54	Bowen, Alvin	LB	6-1	222	12/24/83	27	2	Iowa State	East Orange, N.J.
78	Bradfield, Cameron	OT	6-4	302	9/14/87	23	R	Grand Valley	Grand Rapids, Mich.
73	Britton, Eben	OT	6-6	310	10/14/87	23	3	Arizona	Brooklyn, N.Y.
39	Brodie, Cole	CB	5-10	188	2/20/89	22	R	South Dakota State	Dacula, Ga.
48	Cain, Jeremy	LS	6-1	245	3/24/80	31	5	Massachusetts	Fort Lauderdale, Fla.
22	Carey, Don	DB	5-11	192	2/14/87	24	3	Norfolk State	Norfolk, Va.
30	Coleman, Drew	CB	5-9	180	4/22/83	28	6	Texas Christian	Henderson, Texas
98	Collins, Nate	DT	6-2	296	12/14/87	23	2	Virginia	Port Chester, N.Y.
21	Cox, Derek	CB	6-1	190	9/22/86	24	3	William & Mary	Greenville, N.C.
58	Cutrer, Jacob	LB	6-3	238	5/18/88	23	2	Louisiana State	Lafayette, La.
87	Dillard, Jarrett	WR	5-10	187	12/21/85	25	3	Rice	San Antonio, Texas
69	Douzable, Leger	DT	6-4	284	5/31/86	25	3	Central Florida	Tampa, Fla.
15	Ellingson, Greg	WR	6-3	197	12/30/88	22	R	Florida International	Tampa, Fla.
62	Estes, John	C	6-2	302	3/25/87	24	2	Hawaii	Stockton, Calif.
40D	Estrada, Matt	S	5-10	196	10/20/88	22	R	Northern Arizona	La Habra, Calif.
11	Gabbert, Blaine	QB	6-5	233	10/15/89	21	R	Missouri	Ballwin, Mo.
85	Gallarda, Tommy	TE	6-5	262	5/8/88	23	R	Boise State	Brea, Calif.
9	Garrard, David	QB	6-1	236	2/14/78	33	10	East Carolina	Durham, N.C.
36	Greene, Courtney	S	6-0	212	11/23/86	24	3	Rutgers	New Rochelle, N.Y.
25	Hamiln, Michael	S	6-2	213	11/21/85	25	3	Clemson	Lamar, S.C.
64	Harper, Brandon	G	6-2	320	3/8/88	23	R	Duke	Alpharetta, Ga.
400	Harris, DuJuan	RB	5-7	197	9/3/88	22	R	Troy	Brooksville, Fla.
59	Hart, Larry	DE	6-0	248	7/16/87	24	2	Central Arkansas	Madison, Miss.
72	Haslam, Kevin	OL	6-5	304	11/8/86	24	2	Rutgers	Mahwah, N.J.
34D	Heath, T.J.	CB	6-0	179	9/11/87	23	R	Jacksonville State	Alexandria, La.
83	Hill, Jason	WR	6-0	202	2/20/85	26	5	Washington State	San Francisco, Calif.
16	Hughes, Nate	WR	6-2	195	1/18/85	26	3	Alcorn State	Starkville, Miss.
18	Inman, Dontrelle	WR	6-3	198	1/31/89	22	R	Virginia	Batesburg, S.C.
6	Issac, Rod	CB	5-11	196	2/20/89	22	R	Middle Tennessee State	Miami, Fla.
23	Jennings, Rashad	RB	6-1	228	3/26/85	26	3	Liberty	Forest, Va.
38	Johnson, Jaill	CB	5-10	184	7/13/88	23	R	Jackson State	Leland, Miss.
31	Jones, David	CB	6-0	197	9/19/85	25	5	Wingate	Greenville, S.C.
33	Jones, Greg	FB/RB	6-1	254	5/9/81	30	8	Florida State	Beaufort, S.C.
32	Jones-Drew, Maurice	RB	5-7	208	3/23/85	26	6	UCLA	Antioch, Calif.
74	Kampman, Aaron	DE	6-4	260	3/20/79	31	10	Iowa	Kesley, Iowa
35	Karim, Deji	RB/KR	5-8	209	11/18/86	24	2	Southern Illinois	Oklahoma City, Okla.
65	Knighton, Terrance	DT	6-3	336	7/4/86	25	3	Temple	Hartford, Conn.
26	Landry, Dawan	S	6-0	210	12/30/82	28	2	Georgia Tech	Butte, La.
92	Lane, Austen	DE	6-5	274	11/9/87	23	2	Murray State	Iola, Wis.
78D	Lewis, Andrew	DT	6-2	303	2/18/87	24	R	Syracuse	Centreville, VA
89	Lewis, Mercedes	TE	6-6	275	5/19/84	27	6	UCLA	Long Beach, Calif.
49D	Lockley, Mike	LB	6-1	237	4/20/88	23	R	Florida Atlantic	Orlando, Fla.
46	Lutrus, Scott	LB	6-3	241	4/23/88	23	R	Connecticut	Brookfield, Conn.
27	Mathis, Rashean	CB	6-1	193	8/27/80	30	9	Bethune-Cookman	Jacksonville, Fla.
17	Matthews, John	WR	6-0	200	7/19/86	25	2	San Diego	Littleton, Colo.
12	McCown, Luke	QB	6-4	217	7/12/81	30	8	Louisiana Tech	Jacksonville, Texas
3	McGee, Scotty	RS	5-8	182	12/4/86	24	2	James Madison	Virginia Beach, Va.
63	Meester, Brad	C	6-3	302	3/23/77	34	12	Northern Iowa	Parkersburg, Iowa
29	Middleton, William	CB	5-11	194	7/28/86	25	3	Furman	Marist, Ga.
490	Miller, Kyle	TE	6-5	257	4/18/88	23	R	Mount Union	Elida, Ohio
86	Miller, Zach	TE	6-4	245	10/4/84	26	3	Nebraska-Omaha	Weston, Neb.
94	Mincey, Jeremy	DL	6-3	270	12/14/83	27	4	Florida	Statesboro, Ga.
75	Monroe, Eugene	OT	6-5	308	4/18/87	24	3	Virginia	Plainfield, N.J.
97	Morgan, Aaron	DE	6-4	238	12/30/88	22	2	Louisiana-Monroe	Amite, La.
99	Mosley, C.J.	DL	6-3	305	8/6/83	28	7	Missouri	Fort Knox, Ky.
340	Murphy, Richard	RB	6-1	208	9/18/86	24	R	Louisiana State	Rayville, La.
14	Newsome, Jamar	WR	6-1	201	11/5/87	23	R	Central Florida	St. Petersburg, Fla.
53	Norris, Slade	LB	6-2	232	10/25/85	25	2	Oregon State	Portland, Ore.
77	Nwameri, Uche	G/C	6-3	318	3/20/84	27	5	Purdue	Garland, Texas
81	Osogod, Kassim	WR	6-5	220	5/20/80	31	9	San Diego State	Salinas, Calif.
24	Owens, Montell	FB	5-10	225	5/4/84	27	6	Maine	Wilmington, Del.
51	Posluszny, Paul	LB	6-1	238	10/10/84	26	5	Penn State	Aliquippa, Penn.
88	Potter, Zach	TE	6-7	280	5/4/86	25	2	Nebraska	Omaha, Neb.
42	Prosincki, Chris	S	6-1	201	4/28/87	24	R	Wyoming	Buffalo, Wyo.
65	Rackley, Will	G/C	6-3	309	10/11/89	21	R	Lehigh	Riverdale, Ga.
70	Ray, Drick	DE	6-4	276	5/24/89	22	R	Tulsa	Athens, Texas
37	Rutland, Kevin	CB	6-0	188	4/2/88	23	R	Missouri	Houston, Texas
2	Saunders, Brian	P	6-0	203	2/23/88	23	R	Virginia Tech	Roseland, Va.
90	Schiechl, Marc	DE	6-2	252	11/30/87	23	R	Colorado School of Mines	Lakewood, Colo.
10	Scobee, Josh	PK	6-1	210	6/23/82	29	8	Louisiana Tech	Longview, Texas
55	Session, Clint	LB	6-0	235	9/22/84	26	5	Pittsburgh	Pompano Beach, FL
84	Shorts III, Cecil	WR/RS	6-0	193	12/22/87	23	R	Mount Union	Cleveland, Ohio
95	Smith, D'Anthony	DT	6-2	298	6/9/88	23	2	Louisiana Tech	Pickering, La.
52	Smith, Daryl	LB	6-2	249	3/14/82	29	8	Georgia Tech	Albany, Ga.
67	Spitz, Jason	G/C	6-3	305	12/19/82	28	6	Louisville	Jacksonville, Fla.
80	Thomas, Mike	WR	5-8	198	6/4/87	24	3	Arizona	DeSoto, Texas
1	Turk, Matt	P	6-5	251	6/16/68	43	16	Wisconsin-Whitewater	Greenfield, Wisc.
19	Underwood, Tiquan	WR	6-1	183	2/17/87	24	3	Rutgers	New Brunswick, N.J.
60	Vierling, Bradley	C	6-3	290	5/18/86	25	1	Vanderbilt	Warminster, Pa.
91	Wesley, Steven	DE	6-2	250	8/10/88	22	R	North Alabama	Bartow, Fla.
20	Wheatley, Terrence	CB	5-9	185	5/5/85	26	4	Colorado	Plano, Texas
68	Whimper, Guy	OT	6-5	302	5/21/83	28	6	East Carolina	Havelock, N.C.
79	White, Troy	G	6-5	300	11/17/87	23	R	West Virginia Tech	Haines City, Fla.
43	Whitehead, Terrell	FS	6-1	194	9/18/88	22	2	Norfolk State	Virginia Beach, Va.



2011 NUMERICAL TRAINING CAMP ROSTER

NO	NAME	POS	HT	WT	AGE	EXP	COLLEGE	HOMETOWN
1	Turk, Matt	P	6-5	251	43	16	Wisconsin-Whitewater	Greenfield, Wisc.
2	Saunders, Brian	P	6-0	203	23	R	Virginia Tech	Roseland, Va.
3	McGee, Scotty	RS	5-8	182	24	2	James Madison	Virginia Beach, Va.
6	Issac, Rod	QB	5-11	196	22	R	Middle Tennessee State	Miami, Fla.
9	Garrard, David	CB	6-1	236	33	10	East Carolina	Durham, N.C.
10	Scobee, Josh	PK	6-1	210	29	8	Louisiana Tech	Longview, Texas
11	Gabbert, Blaine	QB	6-5	233	21	R	Missouri	Ballwin, Mo.
12	McCown, Luke	QB	6-4	217	30	8	Louisiana Tech	Jacksonville, Texas
13	Binns, Armon	WR	6-3	209	21	R	Cincinnati	Pasadena, Calif.
14	Newsome, Jamar	WR	6-1	201	23	R	Central Florida	St. Petersburg, Fla.
15	Ellingson, Greg	WR	6-3	197	22	R	Florida International	Tampa, Fla.
16	Hughes, Nate	WR	6-2	195	26	3	Alcorn State	Starkville, Miss.
17	Matthews, John	WR	6-0	200	25	2	San Diego	Littleton, Colo.
18	Inman, Dontrelle	WR	6-3	198	22	R	Virginia	Batesburg, S.C.
19	Underwood, Tiquan	WR	6-1	183	24	3	Rutgers	New Brunswick, N.J.
20	Wheatley, Terrence	CB	5-9	185	26	4	Colorado	Plano, Texas
21	Cox, Derek	CB	6-1	190	24	3	William & Mary	Greenville, N.C.
22	Carey, Don	DB	5-11	192	24	3	Norfolk State	Norfolk, Va.
23	Jennings, Rashad	RB	6-1	228	26	3	Liberty	Forest, Va.
24	Owens, Montell	FB	5-10	225	27	6	Maine	Wilmington, Del.
25	Hamlin, Michael	S	6-2	213	25	3	Clemson	Lamar, S.C.
26	Landry, Dawan	S	6-0	210	28	6	Georgia Tech	Butte, La.
27	Mathis, Rashean	CB	6-1	193	30	9	Bethune-Cookman	Jacksonville, Fla.
29	Middleton, William	CB	5-11	194	25	3	Furman	Marist, Ga.
30	Coleman, Drew	CB	5-9	180	28	6	Texas Christian	Henderson, Texas
31	Jones, David	CB	6-0	197	25	5	Wingate	Greenville, S.C.
32	Jones-Drew, Maurice	RB	5-7	208	26	6	UCLA	Antioch, Calif.
33	Jones, Greg	FB/RB	6-1	254	30	8	Florida State	Beaufort, S.C.
34D	Heath, T.J.	CB	6-0	179	23	R	Jacksonville State	Alexandria, Ala.
34O	Murphy, Richard	RB	6-1	208	24	R	Louisiana State	Rayville, La.
35	Karim, Deji	RB/KR	5-8	209	24	2	Southern Illinois	Oklahoma City, Okla.
36	Greene, Courtney	S	6-0	212	24	3	Rutgers	New Rochelle, N.Y.
37	Rutland, Kevin	CB	6-0	188	23	R	Missouri	Houston, Texas
38	Johnson, Jalil	CB	5-10	184	23	R	Jackson State	Leland, Miss.
39	Brodie, Cole	CB	5-10	188	22	R	South Dakota State	Dacula, Ga.
40D	Estrada, Matt	S	5-10	196	22	R	Northern Arizona	La Habra, Calif.
40O	Harris, DuJuan	RB	5-7	197	22	R	Troy	Brooksville, Fla.
42	Prosinski, Chris	S	6-1	201	24	R	Wyoming	Buffalo, Wyo.
43	Whitehead, Terrell	FS	6-0	194	22	2	Norfolk State	Virginia Beach, Va.
44	Bolen, Brock	LB	6-0	233	26	2	Louisville	Germantown, Ohio
46	Lutrus, Scott	LB	6-3	241	23	R	Connecticut	Brookfield, Conn.
49D	Lockley, Mike	LB	6-1	237	23	R	Florida Atlantic	Orlando, Fla.
49O	Miller, Kyle	TE	6-5	257	23	R	Mount Union	Eldo, Ohio
48	Cain, Jeremy	LS	6-1	245	31	5	Massachusetts	Fort Lauderdale, Fla.
50	Allen, Russell	LB	6-3	234	25	3	San Diego State	Oceanside, Calif.
51	Posluszny, Paul	LB	6-1	238	26	5	Penn State	Aliquippa, Penn.
52	Smith, Daryl	LB	6-2	249	29	8	Georgia Tech	Albany, Ga.
53	Norris, Slade	LB	6-2	232	25	2	Oregon State	Portland, Ore.
54	Bowen, Alvin	LB	6-1	222	27	2	Iowa State	East Orange, N.J.
55	Session, Clint	LB	6-0	235	26	5	Pittsburgh	Pompano Beach, FL
56	Bosworth, Kyle	LB	6-1	236	24	2	UCLA	Plano, Texas
58	Cutrer, Jacob	LB	6-3	238	23	2	Louisiana State	Lafayette, La.
59	Hart, Larry	DE	6-0	248	24	2	Central Arkansas	Madison, Miss.
60	Vierling, Bradley	C	6-3	290	25	1	Vanderbilt	Warminster, Pa.
62	Estes, John	C	6-2	302	24	2	Hawaii	Stockton, Calif.
63	Meeester, Brad	C	6-3	302	34	12	Northern Iowa	Parkersburg, Iowa
64	Harper, Brandon	G	6-2	320	23	R	Duke	Alpharetta, Ga.
65	Rackley, Will	G/C	6-3	309	21	R	Lehigh	Riverdale, Ga.
66	Spitz, Jason	G/C	6-3	305	28	6	Louisville	Jacksonville, Fla.
68	Whimper, Guy	OT	6-5	302	28	6	East Carolina	Havelock, N.C.
69	Douzable, Leger	DT	6-4	284	25	3	Central Florida	Tampa, Fla.
70	Ray, Odrick	DE	6-4	276	22	R	Tulsa	Athens, Texas
72	Haslam, Kevin	OL	6-5	304	24	2	Rutgers	Mahwah, N.J.
73	Britton, Eben	OT	6-6	310	23	3	Arizona	Brooklyn, N.Y.
74	Kampman, Aaron	DE	6-4	260	31	10	Iowa	Kesley, Iowa
75	Monroe, Eugene	OT	6-5	308	24	3	Virginia	Plainfield, N.J.
76	Baldridge, Daniel	OT	6-8	311	25	1	Marshall	Opelousas, La.
77	Nwaneri, Uche	G/C	6-3	318	27	5	Purdue	Garland, Texas
78O	Bradfield, Cameron	OT	6-4	302	23	R	Grand Valley	Grand Rapids, Mich.
78D	Lewis, Andrew	DT	6-2	303	24	R	Syracuse	Centreville, VA
79	White, Troy	G	6-5	300	23	R	West Virginia Tech	Haines City, Fla.
80	Thomas, Mike	WR	5-8	198	24	3	Arizona	DeSoto, Texas
81	Osgood, Kassim	WR	6-5	220	31	9	San Diego State	Salinas, Calif.
83	Hill, Jason	WR	6-0	202	26	5	Washington State	San Francisco, Calif.
84	Shorts, III, Cecil	WR/RS	6-0	193	23	R	Mount Union	Cleveland, Ohio
85	Gallarda, Tommy	TE	6-5	262	23	R	Boise State	Brea, Calif.
86	Miller, Zach	TE	6-4	245	26	3	Nebraska-Omaha	Weston, Neb.
87	Dillard, Jarett	WR	5-10	187	25	8	Rice	San Antonio, Texas
88	Potter, Zach	TE	6-7	280	25	2	Nebraska	Omaha, Neb.
89	Lewis, Marcedes	TE	6-6	275	27	6	UCLA	Long Beach, Calif.
90	Schiechl, Marc	DE	6-2	252	23	R	Colorado School of Mines	Lakewood, Colo.
91	Wesley, Steven	DE	6-2	250	22	R	North Alabama	Bartow, Fla.
92	Lane, Austen	DE	6-5	274	23	2	Murray State	Iola, Wis.
93	Alualu, Tyson	DT	6-3	304	24	2	California	Honolulu, Hawaii
94	Mincey, Jeremy	DL	6-3	270	27	4	Florida	Statesboro, Ga.
95	Smith, D Anthony	DT	6-2	298	23	2	Louisiana Tech	Pickering, La.
96	Knighton, Terrance	DT	6-3	336	25	3	Temple	Hartford, Conn.
97	Morgan, Aaron	DE	6-4	238	22	2	Louisiana-Monroe	Amite, La.
98	Collins, Nate	DT	6-2	296	23	2	Virginia	Port Chester, N.Y.
99	Mosley, C.J.	DL	6-3	305	28	7	Missouri	Fort Knox, Ky.

**2010 FINAL NFL STANDINGS****AMERICAN FOOTBALL CONFERENCE**

AFC EAST	W	L	T	PCT	PTS	OPP	AFC	DIV.
New England	14	2	0	.875	518	313	10-2	5-1
New York Jets*	11	5	0	.688	367	304	9-3	4-2
Miami	7	9	0	.438	273	333	5-7	2-4
Buffalo	4	12	0	.250	283	425	3-9	1-5

AFC NORTH	W	L	T	PCT	PTS	OPP	AFC	DIV.
Pittsburgh	12	4	0	.750	375	232	9-3	5-1
Baltimore*	12	4	0	.750	357	270	9-3	4-2
Cleveland	5	11	0	.313	271	332	3-9	1-5
Cincinnati	4	12	0	.250	322	395	3-9	2-4

AFC SOUTH	W	L	T	PCT	PTS	OPP	AFC	DIV.
Indianapolis	10	6	0	.625	435	388	8-4	4-2
Jacksonville	8	8	0	.500	353	419	7-5	3-3
Houston	6	10	0	.375	390	427	5-7	3-3
Tennessee	6	10	0	.375	356	339	3-9	2-4

AFC WEST	W	L	T	PCT	PTS	OPP	AFC	DIV.
Kansas City	10	6	0	.625	366	326	6-6	2-4
San Diego	9	7	0	.563	441	322	7-5	3-3
Oakland	8	8	0	.500	410	371	6-6	6-0
Denver	4	12	0	.250	344	471	3-9	1-5

NATIONAL FOOTBALL CONFERENCE

NFC EAST	W	L	T	PCT	PTS	OPP	NFC	DIV.
Philadelphia	10	6	0	.625	439	377	7-5	4-2
New York Giants	10	6	0	.625	394	347	8-4	3-3
Dallas	6	10	0	.375	394	436	4-8	3-3
Washington	6	10	0	.375	302	377	4-8	2-4

NFC NORTH	W	L	T	PCT	PTS	OPP	NFC	DIV.
Chicago	11	5	0	.688	334	286	8-4	5-1
Green Bay*	10	6	0	.625	388	240	8-4	4-2
Detroit	6	10	0	.375	362	369	5-7	2-4
Minnesota	6	10	0	.375	281	348	5-7	1-5

NFC SOUTH	W	L	T	PCT	PTS	OPP	NFC	DIV.
Atlanta	13	3	0	.813	414	288	10-2	5-1
New Orleans*	11	5	0	.688	384	307	9-3	4-2
Tampa Bay	10	6	0	.625	341	318	8-4	3-3
Carolina	2	14	0	.125	196	408	2-10	0-6

NFC WEST	W	L	T	PCT	PTS	OPP	NFC	DIV.
Seattle	7	9	0	.438	310	407	6-6	4-2
St. Louis	7	9	0	.438	289	328	5-7	3-3
San Francisco	6	10	0	.375	305	346	4-8	4-2
Arizona	5	11	0	.313	289	434	3-9	1-5

* Wild Card team

2010 PLAYOFFS**AFC WILD CARD PLAYOFFS**N.Y. Jets 17, INDIANAPOLIS 16
Baltimore 30, KANSAS CITY 7**AFC DIVISIONAL PLAYOFFS**PITTSBURGH 31, Baltimore 24
N.Y. Jets 28, NEW ENGLAND 21**AFC CHAMPIONSHIP GAME**

Green Bay 21, CHICAGO 14

NFC WILD CARD PLAYOFFSSEATTLE 41, New Orleans 36
Green Bay 21, PHILADELPHIA 16**NFC DIVISIONAL PLAYOFFS**Green Bay 48, ATLANTA 21
CHICAGO 35, Seattle 24**NFC CHAMPIONSHIP GAME**

PITTSBURGH 24, N.Y. Jets 19

SUPER BOWL XLV IN NORTH TEXAS

Green Bay 31, Pittsburgh 25



GAME 1 • JAGUARS 24, BRONCOS 17

SEPTEMBER 12, 2010 • EVERBANK FIELD • JACKSONVILLE, FLA.

DENVER BRONCOS (0-1)	0	7	7	3	-	17
JACKSONVILLE JAGUARS (1-0)	0	7	10	7	-	24

In the warmest game in team history, which included a 33-minute lightning delay, the host Jaguars won their opener behind a three-touchdown performance by David Garrard. After a first quarter in which each team punted twice, the Jaguars got a turnover when Daryl Smith forced a fumble which Sean Considine recovered but the Jaguars were unable to convert into points. Jacksonville scored first when Garrard hit Marcedes Lewis for a 21-yard catch-and run TD, but Denver answered with a four-play drive and a Kyle Orton-to-Jabbar Gaffney eight-yard scoring pass for a 7-7 halftime tie. Garrard hit Lewis again with a 10-yard strike on the first drive of the third quarter, but on the Jaguars' next possession they were stopped on a 4th-and-1 try at their own 40-yard line. Denver covered the 40 yards in 4 plays to tie the game at 14-14. A 45-yard Josh Scobee field goal put Jacksonville ahead before the third quarter ended with a 33-minute delay because of lightning. When play resumed Denver knotted the score once again with a 54-yard field goal by Matt Prater. On the ensuing possession the Jaguars marched 83 yards in 7 plays with Kassim Osgood catching a 24-yard strike from Garrard to close out the scoring. The Jacksonville defense closed out the game with a 4th-down stop and an interception by Daryl Smith. The kickoff temperature was 90 degrees with a heat index of 98, but the highs hit 93 and 105, respectively, in the second half.

TEAM	QTR	TIME	SCORING PLAY	DRIVE	TEAM STATS	DEN	JAX
Jax.	2	0:50	Lewis 21 pass from Garrard (Scobee kick)	6-60, 3:09	First Downs	21	18
Den.	2	0:16	Gaffney 8 pass from Orton (Prater kick)	4-74, 0:34	Total Yards	363	299
Jax.	3	10:43	Lewis 10 pass from Garrard (Scobee kick)	7-53, 4:17	Rushing Yards	89	134
Den.	3	4:07	Moreno 1 run (Prater kick)	4-40, 1:59	Passing Yards	274	165
Jax.	3	0:45	Scobee 45 field goal	7-26, 3:22	Att-Comp-Int	33-21-1	21-16-0
Den.	4	11:20	Prater 54 field goal	9-44, 4:25	Third Downs	3-10	3-10
Jax.	4	7:59	Osgood 24 pass from Garrard (Scobee kick)	7-83, 3:21	Fourth Downs	1-2	1-2
					Punts-Avg.	4-43.0	4-41.3
					Fumbles-Lost	1-1	0-0
					Penalties-Yards	7-70	5-47
					Possession	30:30	29:30

Attendance: 63,636 • Temperature: 90 degrees

RUSHING: Jaguars - Jones-Drew 23-98, Jennings 4-26, Garrard 7-10; Broncos - Moreno 15-60 (1 TD), Buckhalter 6-15, Orton 2-12, Tebow 2-2

PASSING: Jaguars - Garrard 21-16-170, 3 TDs; Broncos - Orton 33-21-295, 1 TD, 1 INT

RECEIVING: Jaguars - Thomas 6-89, Jones-Drew 3-15, Lewis 2-31 (2 TDs), Miller 2-8, Osgood 1-24 (1 TD), Jennings 1-4, Jones 1-(-1); Broncos - Royal 8-98, Lloyd 5-117, Gaffney 3-34 (1 TD), Graham 2-36, Moreno 1-4, Larsen 1-4, Gronkowski 1-2

SACKS: Jaguars 3 (Kampan 1.5, Alualu 1.0, Knighton 0.5), Broncos 1 (Ayers 1)

INTERCEPTIONS: Jaguars 1 (D. Smith), Broncos 0

GAME 2 • CHARGERS 38, JAGUARS 13

SEPTEMBER 19, 2010 • QUALCOMM STADIUM • SAN DIEGO, CALIFORNIA

JACKSONVILLE JAGUARS (1-1)	3	3	0	7	-	13
SAN DIEGO CHARGERS (1-1)	7	14	3	14	-	38

In a game that featured seven turnovers in the first half, the Jaguars were unable to stop an explosive Chargers offense that produced 477 yards and scored on four consecutive possessions. The Jaguars tied a team record with six turnovers including four on their first five possessions. San Diego marched 74 yards in six plays on the opening drive to take an early lead, and after both teams exchanged turnovers the Jaguars made it 7-3 on a 44-yard Josh Scobee field goal. The teams then exchanged interceptions before a Philip Rivers-to-Antonio Gates touchdown pass extended the Chargers' lead to 14-3. Three more turnovers and a blocked punt followed, but Scobee was good on a 48-yard field goal to get within 14-6 with 1:55 left in the first half. Rivers took over at the San Diego 13 and drove 87 yards in eight plays to make it 21-6 at the half. San Diego scored again on its next three possessions to build a 38-6 lead while the Jaguars turned the ball over on their first two possessions of the second half. Luke McCown replaced David Garrard at the start of the fourth quarter but he suffered a knee injury and Garrard returned to throw a three-yard scoring pass to Mike Sims-Walker on the Jaguars' final play. Garrard matched his career high with four interceptions.

TEAM	QTR	TIME	SCORING PLAY	DRIVE	TEAM STATS	JAX	SD
S.D.	1	11:42	Tolbert 2 run (Kaeding kick)	6-74, 3:18	First Downs	20	25
Jax.	1	5:29	Scobee 44 field goal	6-18, 2:33	Total Yards	350	477
S.D.	2	11:32	Gates 9 pass from Rivers (Kaeding kick)	5-30, 2:10	Rushing Yards	71	151
Jax.	2	1:55	Scobee 48 field goal	6-14, 3:42	Passing Yards	279	326
S.D.	2	0:10	Gates 4 pass from Rivers (Kaeding kick)	8-87, 1:45	Att-Comp-Int	42-26-4	29-22-2
S.D.	3	4:55	Kaeding 41 field goal	9-44, 4:21	Third Downs	6-12	4-8
S.D.	4	13:18	Tolbert 1 run (Kaeding kick)	5-58, 2:18	Fourth Downs	1-3	0-0
S.D.	4	8:06	Floyd 54 pass from Rivers (Kaeding kick)	4-63, 2:08	Punts-Avg.	0-0.0	2-17.0
Jax.	4	0:37	Sims-Walker 3 pass from Garrard (Scobee kick)	8-53, 2:34	Fumbles-Lost	2-2	1-1
					Penalties-Yards	5-33	4-25
					Possession	30:24	29:36

Attendance: 62,691 • Temperature: 76 degrees

RUSHING: Jaguars - Jennings 9-38, Jones-Drew 12-31, McCown 1-4, Garrard 1-(-1), Thomas 1-(-1); Chargers - Tolbert 16-82 (2 TDs), Sproles 5-37, Mathews 5-26, Hester 3-7, Volek 1-(-1)

PASSING: Jaguars - Garrard 23-15-173, 1 TD, 4 INTs; McCown 19-11-120; Chargers - Rivers 29-22-334, 3 TDs, 2 INTs

RECEIVING: Jaguars - Sims-Walker 10-105 (1 TD), Lewis 5-70, Jennings 4-50, Thomas 4-43, Jones-Drew 1-17, Jones 1-5, Wilford 1-3; Chargers - Gates 5-57 (2 TDs), Davis 5-48, Sproles 4-63, Floyd 3-95 (1 TD), Mathews 2-29, Crayton 1-15, Naanee 1-14, Tolbert 1-13

SACKS: Jaguars 1 1 (D. Smith), Chargers 2 (Cesaire 1, English 0.5, Weddle 0.5)

INTERCEPTIONS: Jaguars 2 (Greene, D. Jones), Chargers 4 (Cason 2, Burnett 1, Siler 1)



GAME 3 • EAGLES 28, JAGUARS 3

SEPTEMBER 26, 2010 • EVERBANK FIELD • JACKSONVILLE, FLA.

PHILADELPHIA EAGLES (2-1)	7	7	14	0	-	28
JACKSONVILLE JAGUARS (1-2)	0	3	0	0	-	3

The Jaguars struggled to slow down a hot Michael Vick, who in his first game since being named the Eagles starter earlier in the week threw for three touchdowns and ran for another. Despite having to punt on four of their first five possessions, the Jaguars trailed by just 7-3 with 12 seconds left in the first half before Vick hit Jeremy Maclin with a 16-yard strike to extend the Philadelphia lead to 14-7. Vick had begun the scoring with a 61-yard strike to DeSean Jackson in the first quarter, capping a six-play drive. By halftime the Jaguars managed just 69 yards of offense, including 52 rushing and 17 net yards passing, while Philadelphia gained 198 yards led by Vick's 161 passing yards. In the third period Maclin caught his second touchdown pass, a 45-yarder from Vick who then added a 17-yard touchdown run to make it 28-3 at the end of the third quarter. The Jaguars defense sacked Vick three times, including one and a half from Terrance Knighton and one from former Eagle Sean Considine, but the Philadelphia defense turned in seven sacks of David Garrard. The Jaguars finished with just 191 total yards including 52 passing. With back-to-back 25-point losses the Jaguars fell to 1-2.

TEAM	QTR	TIME	SCORING PLAY	DRIVE	TEAM STATS	PHI	JAX
Phi.	1	5:25	Jackson 61 pass from Vick (Akers kick)	6-71, 3:01	First Downs	15	16
Jax.	2	9:08	Scobee 51 field goal	8-18, 3:56	Total Yards	373	191
Phi.	2	0:04	Maclin 16 pass from Vick (Akers kick)	7-53, 1:33	Rushing Yards	106	139
Phi.	3	5:21	Maclin 45 pass from Vick (Akers kick)	1-45, 0:09	Passing Yards	267	52
Phi.	3	0:17	Vick 17 run (Akers kick)	6-72, 3:12	Att-Comp-Int	31-17-0	30-13-1
					Third Downs	5-13	5-17
					Fourth Downs	0-1	1-2
					Punts-Avg.	7-45.1	8-48.0
					Fumbles-Lost	0-0	1-0
					Penalties-Yards	7-84	4-67
					Possession	27:07	32:53

Attendance: 63,256 • Temperature: 89 degrees

RUSHING: Jaguars - Jones-Drew 22-88, Garrard 7-32, Jennings 3-19; Eagles - McCoy 11-54, Vick 4-30 (1 TD), Bell 5-14, Jackson 1-8
PASSING: Jaguars - Garrard 30-13-105, 1 INT; Eagles - Vick 31-17-291, 3 TDs
RECEIVING: Jaguars - Lewis 3-15, Sims-Walker 2-34, Thomas 2-7, Jones-Drew 2-1, Underwood 1-22, Jennings 1-14, Miller 1-7, Osgood 1-5; Eagles - Jackson 5-153 (1 TD), Maclin 4-83 (2 TDs), Celek 4-42, McCoy 2-7, Schmitt 2-6
SACKS: Jaguars 3 (Knighton 1.5, Considine 1, Alualu 0.5), Eagles 7 (Cole 2, Laws 2, Allen 1, Tapp 1, Parker 1)
INTERCEPTIONS: Jaguars 0, Eagles 1 (Samuel)

GAME 4 • JAGUARS 31, COLTS 28

OCTOBER 3, 2010 • EVERBANK FIELD • JACKSONVILLE, FLA.

INDIANAPOLIS COLTS (2-2)	7	7	0	14	-	28
JACKSONVILLE JAGUARS (2-2)	7	7	7	10	-	31

Josh Scobee drilled a team-record 59-yard field goal on the final play to give the Jaguars a thrilling 31-28 win and even the Jaguars' record at 2-2. On the opening series Indianapolis marched 59 yards in 11 plays and Joseph Addai punched it in from two yards, but the Jaguars answered with a nine-play, 76-yard drive with David Garrard running to paydirt from 25 yards. After the Jacksonville defense held the Colts to a three-and-out, Garrard directed a nine-play drive which Maurice Jones-Drew capped with a one-yard plunge for a 14-7 lead. Indianapolis, however, put together another 11-play drive before Peyton Manning hit Dallas Clark with a seven-yard scoring pass to knot the score at 14-14. In the third quarter the Jaguars defense made the difference, first with an interception by Anthony Smith at the Jacksonville four which he returned 47 yards to set up a seven-play, 49-yard scoring drive on which Garrard hit Mercedes Lewis from 15 yards out to take a 21-14 lead. The Colts once again had an 11-play drive but this one ended at the Jaguars 10 when Smith forced a fumble by Reggie Wayne. Gerald Alexander returned the fumble 43 yards. Following a Jaguars punt to the Indianapolis four-yard line, the Colts moved 96 yards in 11 plays and made it 21-all on Addai's second touchdown run. Jones Drew, who finished with 105 rushing yards, then pounded out four runs before catching an eight-yard touchdown pass from Garrard with 2:09 remaining, but the Colts answered again with a 65-yard drive culminating in Manning's one-yard pass to Austin Collie to tie the score at 28-28 with 48 seconds left. With a roaring crowd on its feet, Garrard used six plays including completions to Tiquan Underwood for six and 22 yards to move to the Indianapolis 41-yard line, from where Scobee kicked the third-longest game-ending field goal in NFL history.

TEAM	QTR	TIME	SCORING PLAY	DRIVE	TEAM STATS	IND	JAX
Ind.	1	8:37	Addai 2 run (Vinatieri kick)	11-59, 6:23	First Downs	28	20
Jax.	1	3:30	Garrard 25 run (Scobee kick)	9-76, 5:07	Total Yards	406	337
Jax.	2	13:40	Jones-Drew 1 run (Scobee kick)	7-45, 3:41	Rushing Yards	58	174
Ind.	2	7:41	Clark 7 pass from Manning (Vinatieri kick)	11-85, 5:59	Passing Yards	348	163
Jax.	3	4:37	Lewis 15 pass from Garrard (Scobee kick)	7-49, 3:49	Att-Comp-Int	46-33-1	22-17-0
Ind.	4	7:35	Addai 2 run (Vinatieri kick)	11-96, 4:15	Third Downs	7-10	9-13
Jax.	4	2:09	Jones-Drew 8 pass from Garrard (Scobee kick)	9-57, 5:26	Fourth Downs	1-1	0-0
Ind.	4	0:48	Collie 1 pass from Manning (Vinatieri kick)	8-65, 1:21	Punts-Avg.	2-55.0	4-42.5
Jax.	4	0:00	Scobee 59 field goal	6-36, 0:48	Fumbles-Lost	2-1	0-0
					Penalties-Yards	3-35	7-45
					Possession	30:14	29:46

Attendance: 63,111 • Temperature: 80 degrees

RUSHING: Jaguars - Jones-Drew 26-105 (1 TD), Garrard 5-44 (1 TD), Thomas 1-19, Jennings 3-6; Colts - Addai 16-63 (2 TDs), Manning 1(-1), Hart 2(-4)
PASSING: Jaguars - Garrard 22-17-163, 2 TDs; Colts - Manning 46-33-352, 2 TDs, 1 INT
RECEIVING: Jaguars - Thomas 5-68, Underwood 3-41, Lewis 2-22 (1 TD), Jones-Drew 2-16 (1 TD), Jennings 2-9, Jones 2-4, Osgood 1-3; Colts - Wayne 15-196, Clark 7-68 (1 TD), Collie 5-39 (1 TD), Addai 3-19, White 2-20, Eldridge 1-10
SACKS: Jaguars 1 (Mincey), Colts 0
INTERCEPTIONS: Jaguars 1 (A. Smith), Colts 0



GAME 5 • JAGUARS 36, BILLS 26

OCTOBER 10, 2010 • RALPH WILSON STADIUM • BUFFALO, NEW YORK

JACKSONVILLE JAGUARS (3-2)
BUFFALO BILLS (0-5)

3	10	14	9	-	36
10	3	7	6	-	26

The Jaguars overcame a 10-0 deficit sparked by two early turnovers to defeat Buffalo 36-26. Leading the way were David Garrard with three touchdown passes and an 80 percent completion rate and another perfect day by Josh Scobee with five field goals. A fumbled punt return set up Buffalo's first score, a 45-yard catch-and-run by Lee Evans, and then the Buffalo defense got an interception off a deflected pass to set up Rian Lindell's 29-yard field goal for a 10-0 Buffalo lead just 5:33 into the game. Scobee kicked 49-yard field goals on the Jaguars' next two possessions while the Jaguars held Buffalo to a 22-yard field goal after a first-and-goal at the Jacksonville four-yard line. The first of Mercedes Lewis' two touchdown catches capped a 10-play, 85-yard drive which knotted the score at 13-13 just before halftime, and Lewis kept the momentum going by battling into the end zone with a 27-yard reception on the third play of the second half. Buffalo got good field position after the Jaguars lost a fumbled snap on a 4th-and-1 try at their own 45, and the Bills scored six plays later to even the score at 20-20 midway through the third period. Mike Sims-Walker caught Garrard's third touchdown pass on the ensuing drive and Scobee nailed field goals on the next three possessions to increase the lead to 36-20 with 2:40 remaining. The Jaguars defense had made two fourth-down stops in the fourth quarter before a late Ryan Fitzpatrick touchdown pass. Sims-Walker covered an onside kick to preserve the 10-point win.

TEAM	QTR	TIME	SCORING PLAY	DRIVE	TEAM STATS	JAX	BUF
Buf.	1	13:01	Evans 45 pass from Fitzpatrick (Lindell kick)	1-45, 0:08	First Downs	21	17
Buf.	1	9:07	Lindell 29 field goal	5-19, 2:31	Total Yards	381	306
Jax.	1	5:58	Scobee 49 field goal	6-27, 3:09	Rushing Yards	216	110
Buf.	2	12:08	Lindell 22 field goal	15-70, 8:50	Passing Yards	165	196
Jax.	2	5:52	Scobee 49 field goal	12-44, 6:16	Att-Comp-Int	20-16-1	30-20-0
Jax.	2	0:25	Lewis 1 pass from Garrard (Scobee kick)	10-85, 4:11	Third Downs	4-11	3-11
Jax.	3	13:22	Lewis 27 pass from Garrard (Scobee kick)	3-39, 1:38	Fourth Downs	0-1	0-2
Buf.	3	6:56	Johnson 5 pass from Fitzpatrick (Lindell kick)	6-45, 2:01	Punts-Avg.	0-0-0	4-48.5
Jax.	3	1:28	Sims-Walker 7 pass from Garrard (Scobee kick)	9-53, 5:28	Fumbles-Lost	3-2	2-0
Jax.	4	11:44	Scobee 34 field goal	6-37, 3:03	Penalties-Yards	5-38	5-35
Jax.	4	6:27	Scobee 40 field goal	6-21, 3:40	Possession	34:21	25:39
Jax.	4	2:40	Scobee 46 field goal	5-24, 1:47			
Buf.	4	1:34	Johnson 7 pass from Fitzpatrick (pass failed)	5-74, 1:06			

Attendance: 58,304 • Temperature: 62 degrees

RUSHING: Jaguars - Jones-Drew 19-84, Karim 15-70, Thomas 3-53, Garrard 3-9; Bills - Jackson 12-73, Spiller 5-31, Fitzpatrick 2-4, McIntyre 1-1, Moorman 1-1

PASSING: Jaguars - Garrard 20-16-178, 3 TDs, 1 INT; Bills - Fitzpatrick 30-20-220, 3 TDs

RECEIVING: Jaguars - Lewis 4-54 (2 TDs), Thomas 4-51, Sims-Walker 4-46 (1 TD), Miller 2-18, Jones-Drew 2-9, Bills - Evans 5-87 (1 TD), Johnson 5-46 (2 TDs), Parrish 4-58, Nelson 3-23, Stupar 1-10, Spiller 1-3, Jackson 1-(-7)

SACKS: Jaguars 3 (Kampman 1.5, Knighton 1, Harvey 0.5), Bills 2 (Stroud 1, Corner 1)

INTERCEPTIONS: Jaguars 0, Bills 1 (Davis)

GAME 6 • TITANS 30, JAGUARS 3

OCTOBER 18, 2010 • EVERBANK FIELD • JACKSONVILLE, FLA.

TENNESSEE TITANS (4-2)
JACKSONVILLE JAGUARS (3-3)

7	10	3	10	-	30
0	0	3	0	-	3

The Jaguars had four turnovers and lost David Garrard to a concussion in the first half en route to a 30-3 home loss to the Tennessee Titans. Tennessee scored on the first series on a 23-yard pass from Vince Young to Kenny Britt. After Young suffered a knee injury on the Titans' second possession Kerry Collins took over, and in the second quarter he threw a two-yard touchdown pass to Bo Scaife for a 14-0 Titans lead. Rob Bironas' 26-yard field goal, his first of three field goals on the night, capped a 10-play drive on the next series. Trent Edwards then made his Jaguars debut, taking over the Jacksonville offense for Garrard on the last possession of the first half with the Jaguars trailing 17-0. Edwards moved the unit 60 yards in 11 plays, hitting Mercedes Lewis at the Tennessee 10-yard line, but Lewis fumbled to end the scoring threat with 30 seconds left before halftime. For Tennessee, Collins directed five scoring drives overall, including two field goals and a touchdown on the team's three second-half possessions. The Titans defense intercepted Edwards twice in the second half and yielded only a field goal despite two first-and-goal opportunities for the Jaguars inside the Tennessee five-yard line. Chris Johnson rushed 26 times for 111 yards and a touchdown, while Maurice Jones-Drew was held to 57 yards on 17 carries.

TEAM	QTR	TIME	SCORING PLAY	DRIVE	TEAM STATS	TEN	JAX
Ten.	1	12:34	Britt 23 pass from Young (Bironas kick)	6-79, 2:26	First Downs	20	17
Ten.	2	8:22	Scaife 2 pass from Collins (Bironas kick)	8-37, 3:54	Total Yards	324	249
Ten.	2	2:09	Bironas 26 field goal	10-36, 4:38	Rushing Yards	153	76
Ten.	3	11:25	Bironas 33 field goal	5-18, 2:45	Passing Yards	171	173
Jax.	3	7:05	Scobee 33 field goal	9-50, 4:20	Att-Comp-Int	21-14	36-21-3
Ten.	4	14:12	Bironas 36 field goal	12-55, 7:53	Third Downs	8-14	3-13
Ten.	4	1:40	Johnson 35 run (Bironas kick)	9-80, 4:20	Fourth Downs	1-1	2-4
					Punts-Avg.	2-49.0	3-37.3
					Fumbles-Lost	1-0	1-1
					Penalties-Yards	8-57	7-55
					Possession	32:45	27:15

Attendance: 63,625 • Temperature: 70 degrees

RUSHING: Jaguars - Jones-Drew 17-57, Edwards 5-16, Karim 3-3; Titans - Johnson 26-111 (1 TD), Ringer 10-42, Hall 1-1, Young 1-0, Collins 1-(-1)

PASSING: Jaguars - Garrard 12-7-49, 1 INT; Edwards 24-14-140, 2 INTs; Titans - Young 5-3-61, 1 TD; Collins 16-11-110, 1 TD

RECEIVING: Jaguars - Thomas 8-88, Lewis 4-39, Miller 2-18, Sims-Walker 2-16, Karim 2-9, Jones-Drew 2-8, Underwood 1-11;

Titans - Scaife 4-53 (1 TD), Williams 4-48, Britt 2-33 (1 TD), Johnson 2-20, Washington 1-9, Ringer 1-8

SACKS: Jaguars 0, Titans 2 (Ford 1, Babin 0.5, Ball 0.5)

INTERCEPTIONS: Jaguars 0, Titans 3 (Fuller 1, Griffin 1, Verner 1)



GAME 7 • CHIEFS 42, JAGUARS 20

OCTOBER 24, 2010 • ARROWHEAD STADIUM • KANSAS CITY, MISSOURI

JACKSONVILLE JAGUARS (3-4)	3	10	7	0	-	20
KANSAS CITY CHIEFS (4-2)	7	7	14	14	-	42

After trailing by just one point at halftime and by eight points with four minutes left in the game, the Jaguars were unable to overcome a tough rushing attack and three turnovers in a 42-20 road loss. Kansas City's NFL-leading rushing offense pounded out 236 yards on the ground and Matt Cassel threw just 18 passes as the Chiefs built an eight-minute time of possession advantage. Todd Bouman, who re-joined the team on Wednesday after David Garrard and Trent Edwards were injured the previous week, made his first start as a Jaguar and his first since the end of the 2005 season. Bouman's first five drives were long - 10, nine, eight, 10 and six plays - and four ended in scores including touchdown passes of 18 yards to Maurice Jones-Drew and nine yards to Mike Sims-Walker. Bouman's second touchdown pass kept the Jaguars within a point at 21-20 early in the third quarter, but his next pass was intercepted by Derrick Johnson and returned 15 yards to give Kansas City an eight-point lead at 28-20. That score stood until the final four minutes, when Cassel threw a scoring pass to Dwayne Bowe for the second time. After the two-minute warning the Chiefs tacked on a final touchdown which was set up by Bouman's second interception. Bouman, 38, completed 18 of 34 passes for 222 yards in his seventh career start, becoming the 11th player to start at quarterback in Jaguars history.

TEAM	QTR	TIME	SCORING PLAY	DRIVE	TEAM STATS	JAX	KC
K.C.	1	5:51	Charles 4 run (Succop kick)	2-74, 0:35	First Downs	19	25
Jax.	1	1:13	Scobee 35 field goal	9-50, 4:38	Total Yards	300	426
Jax.	2	9:38	Jones-Drew 18 pass from Bouman (Scobee kick)	8-71, 4:33	Rushing Yards	84	236
K.C.	2	1:31	Jones 1 run (Succop kick)	14-73, 8:07	Passing Yards	216	190
Jax.	2	0:07	Scobee 18 field goal	10-69, 1:24	Att-Comp-Int	34-18-2	18-13-0
K.C.	3	14:23	Bowe 53 pass from Cassel (Succop kick)	2-60, 0:37	Third Downs	3-10	6-11
Jax.	3	10:36	Sims-Walker 9 pass from Bouman (Scobee kick)	6-58, 3:47	Fourth Downs	1-1	1-2
K.C.	3	5:13	D. Johnson 15 interception return (Succop kick)	-----	Punts-Avg.	3-38.3	3-45.3
K.C.	4	3:46	Bowe 6 pass from Cassel (Succop kick)	10-85, 5:51	Fumbles-Lost	2-1	0-0
K.C.	4	1:56	Battle 1 run (Succop kick)	3-12, 1:12	Penalties-Yards	6-43	7-92
					Possession	26:00	34:00

Attendance: 69,105 • Temperature: 63 degrees

RUSHING: Jaguars - Jones-Drew 16-47, Karim 5-29, Bouman 2-8; Chiefs - Jones 20-125 (1 TD), Charles 15-71 (1 TD), McCluster 4-28, Battle 3-12 (1 TD)

PASSING: Jaguars - Bouman 34-18-222, 2 TDs, 2 INTs; Chiefs - Cassel 18-13-193, 2 TDs

RECEIVING: Jaguars - Jones-Drew 5-74 (1 TD), Lewis 3-44, Sims-Walker 3-38 (1 TD), Miller 3-25, Underwood 2-30, Potter 1-10, Karim 1-1; Chiefs - McCluster 5-41, Bowe 3-81 (2 TDs), Moeaki 3-42, Copper 1-16, Cox 1-13

SACKS: Jaguars 1 (Kampan 1), Chiefs 1 (Hali 1)

INTERCEPTIONS: Jaguars 0, Chiefs 2 (D. Johnson 1, Berry 1)

GAME 8 • JAGUARS 35, COWBOYS 17

OCTOBER 31, 2010 • COWBOYS STADIUM • DALLAS, TEXAS

JACKSONVILLE JAGUARS (4-4)	7	7	14	7	-	35
DALLAS COWBOYS (1-6)	3	0	0	14	-	17

David Garrard returned after missing one game because of a concussion and led the Jaguars to a 35-17 win in Dallas which moved Jacksonville to 4-4 at midseason. Riding record-breaking performances by Garrard and several others, the Jaguars were dominant throughout in gaining 387 total yards and scoring five touchdowns while making a team-record four interceptions on defense. Garrard completed his first 12 pass attempts, tied a team record with four touchdown passes, and finished with a career-best 157.8 passer rating. Marcedes Lewis scored on both of his receptions, while Mike Sims-Walker posted a career-best 153 yards and one touchdown on a team-leading eight receptions. Maurice Jones-Drew pounded out a season-high 135 rushing yards on 27 carries. On defense, Derek Cox led the way with two interceptions and the unit turned in a goal line stand at the end of the first half to preserve a 14-3 lead, the Jaguars' first halftime lead of the season, after the Cowboys had a first-and-goal at the nine-yard line. The Cowboys' field goal on their first possession was followed by interceptions on their next two, while Jacksonville scored 28 unanswered points with Garrard throwing scoring passes of 10 yards to Sims-Walker and 42 yards to Lewis in the first half and 15 yards to Mike Thomas and nine yards to Lewis in the third quarter. Garrard added a two-yard touchdown run in the fourth period, sandwiched between a Marion Barber scoring run and a Jason Witten touchdown catch for Dallas.

TEAM	QTR	TIME	SCORING PLAY	DRIVE	TEAM STATS	JAX	DAL
Dal.	1	10:46	Buehler 34 field goal	9-54, 4:14	First Downs	20	25
Jax.	1	7:50	Sims-Walker 10 pass from Garrard (Scobee kick)	5-63, 2:56	Total Yards	387	415
Jax.	2	9:43	Lewis 42 pass from Garrard (Scobee kick)	4-77, 1:53	Rushing Yards	149	50
Jax.	3	12:14	Thomas 15 pass from Garrard (Scobee kick)	6-83, 2:46	Passing Yards	238	365
Jax.	3	9:01	Lewis 9 pass from Garrard (Scobee kick)	5-33, 1:55	Att-Comp-Int	21-17-0	49-34-4
Dal.	4	12:29	Barber 1 run (Buehler kick)	8-80, 2:41	Third Downs	6-12	6-13
Jax.	4	5:50	Garrard 2 run (Scobee kick)	3-7, 1:27	Fourth Downs	0-0	2-3
Dal.	4	2:29	Witten 8 pass from Kitna (Buehler kick)	13-74, 3:21	Punts-Avg.	5-48.4	3-44.7
					Fumbles-Lost	1-1	1-0
					Penalties-Yards	6-36	3-20
					Possession	32:35	27:25

Attendance: 81,395 • Temperature: 68 degrees (roof closed)

RUSHING: Jaguars - Jones-Drew 27-135, Thomas 1-9, Karim 4-3, Garrard 2-2 (1 TD); Cowboys - Jones 8-22, Barber 9-16 (1 TD), Kitna 5-12

PASSING: Jaguars - Garrard 21-17-260, 4 TDs; Cowboys - Kitna 49-34-379, 1 TD, 4 INTs

RECEIVING: Jaguars - Sims-Walker 8-153 (1 TD), Thomas 4-41 (1 TD), Lewis 2-51 (2 TDs), Jones-Drew 2-13, Jones 1-2;

Cowboys - Witten 10-97 (1 TD), Austin 7-117, Bryant 7-84, Choice 4-27, Jones 3-14, Hurd 2-19, Williams 1-21

SACKS: Jaguars 2 (Alualu 1, Hart 0.5, Knighton 0.5), Cowboys 3 (Spencer 1, Butler 1, Lissemore 0.5, Bowen 0.5)

INTERCEPTIONS: Jaguars 4 (Cox 2, Mathis 1, Knighton 1), Cowboys 0



GAME 9 • JAGUARS 31, TEXANS 24

NOVEMBER 14, 2010 • EVERBANK FIELD • JACKSONVILLE, FLA.

HOUSTON TEXANS (4-5)	3	0	14	7	-	24
JACKSONVILLE JAGUARS (5-4)	3	14	0	14	-	31

A 50-yard Hail Mary completion from David Garrard to Mike Thomas on the game's final play gave the Jaguars a thrilling 31-24 win over Houston as time expired. The Jaguars held off a furious second-half rally by the Texans, who scored 21 points and had three 80-yard drives to tie the game in the final five minutes after Jacksonville had established a dominant 17-3 halftime lead. Each team opened with a field goal on its first possession, with Josh Scobee's 38-yarder and Neil Rackers' 24-yarder creating a 3-3 score which stood until late in the first half. Maurice Jones-Drew then pounded in for two touchdowns on runs of 3 and 9 yards to give the Jaguars a 17-3 margin. Houston took the second half kickoff and marched 80 yards in six plays with Arian Foster scoring on a one-yard run. On their next possession the Texans drove 80 yards in eight plays before Andre Johnson caught a nine-yard scoring pass from Matt Schaub, tying the score at 17-17 in the third period. On the first play of the fourth quarter Scobee missed a 39-yard field goal attempt for his first miss of the season, ending his streak of 14 consecutive field goals made. The Jaguars bounced back on their next drive with Zach Miller taking a Garrard pass 52 yards for a touchdown and a 24-17 lead. The Texans answered, however, moving 80 yards in five plays and tying the score again on an 18-yard Kevin Walter reception with 4:19 left in the game. Scobee then missed a 43-yard field goal try, but the Texans gave the ball back when Joel Dreessen fumbled at the Jacksonville 37 after making an eight-yard reception. An 11-yard Garrard completion to Mercedes Lewis and a defensive offsides penalty set up the Hail Mary game-ender, which was Garrard's 14th consecutive completion.

TEAM	QTR	TIME	SCORING PLAY	DRIVE	TEAM STATS	HOU	JAX
Jax.	1	8:59	Scobee 38 field goal	12-52, 6:01	First Downs	20	29
Hou.	1	4:31	Rackers 24 field goal	10-69, 4:28	Total Yards	395	491
Jax.	2	5:32	Jones-Drew 3 run (Scobee kick)	9-52, 5:01	Rushing Yards	81	165
Jax.	2	0:38	Jones-Drew 9 run (Scobee kick)	6-55, 1:13	Passing Yards	314	326
Hou.	3	11:19	Foster 1 run (Rackers kick)	6-80, 3:41	Att-Comp-Int	32-22-0	31-24-0
Hou.	3	5:10	Johnson 9 pass from Schaub (Rackers kick)	8-80, 3:30	Third Downs	4-10	4-11
Jax.	4	6:57	Miller 52 pass from Garrard (Scobee kick)	10-87, 5:53	Fourth Downs	0-0	1-1
Hou.	4	4:19	Walter 18 pass from Schaub (Rackers kick)	5-80, 2:38	Punts-Avg.	4-37.5	3-43.7
Jax.	4	0:00	Thomas 50 pass from Garrard (Scobee kick)	2-66, 0:08	Fumbles-Lost	2-1	1-0
					Penalties-Yards	8-49	8-62
					Possession	24:37	35:23

Attendance: 62,340 • Temperature: 70 degrees

RUSHING: Jaguars - Jones-Drew 24-100 (2 TDs), Garrard 7-35, Thomas 2-18, Jennings 1-8, Jones 2-4; Texans - Foster 15-56 (1 TD), Schaub 3-14, Ward 3-11

PASSING: Jaguars - Garrard 31-24-342, 2 TDs; Texans - Schaub 32-22-314, 2 TDs

RECEIVING: Jaguars - Thomas 8-149 (1 TD), Lewis 5-53, Miller 4-79 (1 TD), Sims-Walker 3-26, Jones-Drew 2-23, Jones 2-12;

Texans - Johnson 9-146 (1 TD), Walter 6-90 (1 TD), Anderson 2-27, Dreessen 2-24, Casey 1-18, Jones 1-5, Foster 1-4

SACKS: Jaguars 0, Texans 2 (Okoye 1, Anderson 1)

INTERCEPTIONS: Jaguars 0, Texans 0

GAME 10 • JAGUARS 24, BROWNS 20

NOVEMBER 21, 2010 • EVERBANK FIELD • JACKSONVILLE, FLA.

CLEVELAND BROWNS (3-7)	0	7	10	3	-	20
JACKSONVILLE JAGUARS (6-4)	3	7	0	14	-	24

The Jaguars had turnovers on five consecutive second-half possessions, and six on the day, but rallied to claim a 24-20 home win against the Cleveland Browns. Maurice Jones-Drew scored the game-winner on a one-yard run with 1:16 remaining after his 75-yard screen pass at the two-minute mark. The Jaguars got a 47-yard Josh Scobee field goal on their only possession of the first quarter before Cleveland took a 7-3 lead on Colt McCoy's 11-yard pass to Peyton Hillis. Jacksonville gained a 10-7 advantage when Garrard hit Mike Thomas with a five-yard scoring pass just before the half. In the third quarter the turnover barrage began when Jones-Drew's fumble was returned 18 yards for a touchdown by Abram Elam, who had also intercepted Jones-Drew's first career pass attempt in the first half. The Jaguars' next two possessions ended with Garrard interceptions, but the Browns managed only a field goal to take a 17-10 lead at the end of the third period. When the fourth quarter began the turnovers continued, with Garrard fumbling and then throwing another interception. But the Jacksonville defense, which turned in a season-high six sacks and a season-low 283 total yards, again denied the Browns scoring opportunities. Following Phil Dawson's second missed field goal attempt from 51 yards, the Jaguars moved 56 yards in 12 plays and tied the score at 17-17 on Mercedes Lewis' 14-yard catch. Cleveland responded with a 41-yard Dawson field goal for a 20-17 lead with 2:46 remaining. Starting at their own 13, the Jaguars moved 87 yards to paydirt in five plays with Jones-Drew covering 76 of the yards himself. For the second straight week, Sean Considine forced a key late-minute turnover, intercepting McCoy at the Jacksonville three-yard line to seal the win. The Jaguars became the first team since Dallas on Oct. 8, 2007 to win despite making six turnovers and posting a -5 turnover ratio.

TEAM	QTR	TIME	SCORING PLAY	DRIVE	TEAM STATS	CLE	JAX
Jax.	1	8:08	Scobee 47 field goal	7-33, 3:55	First Downs	15	24
Cle.	2	13:11	Hillis 11 pass from McCoy (Dawson kick)	16-92, 9:57	Total Yards	283	371
Jax.	2	0:30	Thomas 5 pass from Garrard (Scobee kick)	13-68, 4:53	Rushing Yards	88	145
Cle.	3	11:14	Elam 18 fumble return (Dawson kick)	-----	Passing Yards	195	226
Cle.	3	1:50	Dawson 38 field goal	4-(-1), 1:32	Att-Comp-Int	28-17-1	35-20-4
Jax.	4	3:34	Lewis 14 pass from Garrard (Scobee kick)	12-59, 6:13	Third Downs	7-16	4-11
Cle.	4	2:46	Dawson 41 field goal	8-57, 0:48	Fourth Downs	0-0	2-2
Jax.	4	1:16	Jones-Drew 1 run (Scobee kick)	5-87, 1:30	Punts-Avg.	5-44.0	2-33.5
					Fumbles-Lost	1-0	2-2
					Penalties-Yards	5-45	2-10
					Possession	28:32	31:28

Attendance: 62,254 • Temperature: 76 degrees

RUSHING: Jaguars - Jones-Drew 23-133 (1 TD), Garrard 3-9, Jennings 2-3; Browns - Hillis 21-48, McCoy 4-39, Bell 1-1

PASSING: Jaguars - Garrard 34-20-254, 2 TDs, 3 INTs, Jones-Drew 1-0-0, 1 INT; Browns - McCoy 28-17-241, 1 TD, 1 INT

RECEIVING: Jaguars - Lewis 5-66 (1 TD), Thomas 5-36 (1 TD), Jones-Drew 3-87, Miller 3-27, Osgood 2-22, Jennings 1-9,

Underwood 1-7; Browns - Hillis 6-95 (1 TD), Massaquoi 4-51, Stuckey 4-26, Moore 3-69

SACKS: Jaguars 6 (Mincey 2, D. Smith 1.5, Alualu 1, Harvey 1, Knighton 0.5), Browns 4 (Benard 1, Rubin 1, Roth 0.5, Rogers 0.5, Coleman 1)

INTERCEPTIONS: Jaguars 1 (Considine), Browns 4 (Ward 2, Haden 1, Elam 1)



GAME 11 • GIANTS 24, JAGUARS 20

NOVEMBER 28, 2010 • NEW MEADOWLANDS STADIUM • EAST RUTHERFORD, NEW JERSEY

JACKSONVILLE JAGUARS (6-5)
NEW YORK GIANTS (7-4)

7	10	0	3	-	20
3	3	3	15	-	24

After a first half in which the Jaguars scored on all three of their possessions with 17-6 lead, the Giants responded with 15 points in the fourth quarter including the game-winner with 3:15 remaining to claim a 24-20 victory. Both Jacksonville touchdowns came on five-yard runs as Rashad Jennings and David Garrard each scored, and Jacksonville's three first-half possessions covered 75, 85 and 71 yards utilizing nine, 15 and 13 plays. On the first play of the second half the momentum changed when Garrard was intercepted by Terrell Thomas, but the Jacksonville defense held New York to a short field goal for the third time in three red zone opportunities to retain a 17-9 advantage. The Jaguars' eight-point lead stood until early in the final period when Eli Manning threw a 26-yard scoring pass to Mario Manningham, and Ahmad Bradshaw converted the two-point try to knot the score at 17-17. The Jaguars responded with a 10-play drive and Josh Scobee's 42-yard field goal gave Jacksonville its final lead at 20-17 with 8:26 left in the game. After the teams exchanged punts the Giants moved 69 yards in six plays with Manning hitting Kevin Boss on a short pass that Boss took 32 yards to the end zone after breaking a tackle. After registering just one sack in the first three quarters, the Giants defense turned up the heat and sacked Garrard on the Jaguars' last three plays, finally forcing a fumble to seal the win. Maurice Jones-Drew finished with 113 yards on 21 carries, marking four consecutive 100-yard rushing games for the first time in his career. Daryl Smith became the all-time tackle leader in Jaguars history with 862 career tackles.

TEAM	QTR	TIME	SCORING PLAY	DRIVE	TEAM STATS	JAX	NYG
N.Y.G.	1	9:06	Tynes 22 field goal	11-75, 5:54	First Downs	26	17
Jax.	1	4:44	Jennings 5 run (Scobee kick)	9-75, 4:22	Total Yards	328	361
Jax.	2	9:11	Scobee 22 field goal	15-85, 8:57	Rushing Yards	207	135
N.Y.G.	2	5:34	Tynes 29 field goal	7-64, 3:37	Passing Yards	121	226
Jax.	2	0:19	Garrard 5 run (Scobee kick)	13-71, 5:15	Att-Comp-Int	35-20-1	24-14-0
N.Y.G.	3	10:19	Tynes 28 field goal	10-24, 4:27	Third Downs	10-16	3-10
N.Y.G.	4	13:42	Manningham 26 pass from Manning (Bradshaw run)	5-88, 1:57	Fourth Downs	0-0	0-0
Jax.	4	8:26	Scobee 42 field goal	10-42, 5:16	Punts-Avg.	3-43.3	3-49.7
N.Y.G.	4	3:15	Boss 32 pass from Manning (Tynes kick)	6-69, 2:40	Fumbles-Lost	3-1	0-0
					Penalties-Yards	3-20	4-25
					Possession	35:27	24:33

Attendance: 78,533 • Temperature: 43 degrees

RUSHING: Jaguars - Jones-Drew 21-113, Jennings 7-53 (1 TD), Garrard 6-41 (1 TD); Giants - Jacobs 14-87, Bradshaw 9-49, Manning 3-(1-1)
PASSING: Jaguars - Garrard 35-20-162, 1 INT; Giants - Manning 24-14-226, 2 TDs
RECEIVING: Jaguars - Thomas 6-46, Sims-Walker 4-48, Jones-Drew 4-9, Lewis 3-36, Hill 1-15, Osgood 1-6, Jones 1-2; Giants - Bradshaw 4-34, Boss 3-74 (1 TD), Manningham 3-61 (1 TD), Hagan 2-21, Beckum 1-29, Ware 1-7
SACKS: Jaguars 0, Giants 4 (Pierre-Paul 2, T. Thomas 1, Rolle 0.5, Tuck 0.5)
INTERCEPTIONS: Jaguars 0, Giants 1 (T. Thomas)

GAME 12 • JAGUARS 17, TITANS 6

DECEMBER 5, 2010 • LP FIELD • NASHVILLE, TENNESSEE

JACKSONVILLE JAGUARS (7-5)
TENNESSEE TITANS (5-7)

7	10	0	0	-	17
0	0	3	3	-	6

The Jaguars set a team record with 53 rushing attempts and Maurice Jones-Drew posted his fifth consecutive 100-yard game with a career-best 186 yards on 31 carries to spark a 17-6 division road win in Tennessee. The tone was set early, with the Jaguars' first possession covering 77 yards on 12 plays - comprised of 11 runs and just one pass - to stake a 7-0 lead on Rashad Jennings' 11-yard scoring run on 4th-and-1. A Derek Cox interception of Kerry Collins early in the second quarter set up Jacksonville's second touchdown with David Garrard scoring from four yards out to cap a 13-play, 57-yard drive. After the Titans failed to convert on fourth down the Jaguars responded with a nine-play series that Josh Scobee finished with a 26-yard field goal as the first half ended, giving Jacksonville a 17-0 advantage. The domination at that point was stark, as the Jaguars had halftime leads in possession time (21:29 to 8:31), first downs (15 to 2), total yards (219 to 74), rushing yards (146 to 13), and third down conversions (six of nine to one of four). In the third period Tennessee got on the scoreboard with a 37-yard Rob Bironas field goal after a 10-play drive, and the Titans added a 30-yard field goal on their next series to cap a 13-play drive. The two Tennessee scoring drives represented the Titans' only red zone penetrations of the day and the Jacksonville defense yielded only the two field goals. Scobee got two more chances in the fourth quarter to add to the Jaguars lead, but his 49-yard field goal try was blocked and then he hit the right upright from 48 yards. After the Jaguars defense held on another fourth-down conversion attempt, William Middleton ended the Titans' final possession with his interception at the Jacksonville 32. The Jaguars killed the clock after Jones-Drew broke a 37-yard run to the Tennessee 28. Jacksonville took a one-game lead in the division at 7-5 as the other three AFC South teams lost.

TEAM	QTR	TIME	SCORING PLAY	DRIVE	TEAM STATS	JAX	TEN
Jax.	1	5:51	Jennings 11 run (Scobee kick)	12-77, 6:35	First Downs	23	11
Jax.	2	5:38	Garrard 4 run (Scobee kick)	13-57, 7:33	Total Yards	377	220
Jax.	2	0:00	Scobee 26 field goal	9-49, 2:41	Rushing Yards	258	57
Ten.	3	5:58	Bironas 37 field goal	10-62, 3:31	Passing Yards	119	163
Ten.	4	12:05	Bironas 30 field goal	13-49, 6:09	Att-Comp-Int	19-14-0	32-14-2
					Third Downs	6-15	2-11
					Fourth Downs	2-3	1-3
					Punts-Avg.	2-43.0	2-36.0
					Fumbles-Lost	1-0	0-0
					Penalties-Yards	4-31	4-30
					Possession	39:54	20:06

Attendance: 69,143 • Temperature: 35 degrees

RUSHING: Jaguars - Jones-Drew 31-186, Jennings 10-44 (1 TD), Garrard 10-19 (1 TD), Miller 2-9; Titans - Johnson 13-53, Collins 1-4
PASSING: Jaguars - Garrard 19-14-126; Titans - Collins 32-14-169, 2 INTs
RECEIVING: Jaguars - Thomas 4-31, Lewis 3-36, Miller 3-34, Jennings 2-10, Jones 1-11, Jones-Drew 1-4; Titans - Cook 4-47, Washington 3-40, Johnson 2-14, Gage 1-25, Stevens 1-19, Moss 1-13, Scaife 1-7, Ringer 1-4
SACKS: Jaguars 1 (Mincey), Titans 1 (McRath 0.5, Hayes 0.5)
INTERCEPTIONS: Jaguars 2 (D. Cox, Middleton), Titans 0



GAME 13 • JAGUARS 38, RAIDERS 31

DECEMBER 12, 2010 • EVERBANK FIELD • JACKSONVILLE, FLA.

OAKLAND RAIDERS (6-7)
JACKSONVILLE JAGUARS (8-5)

7	10	7	7	-	31
0	7	21	10	-	38

The Jaguars scored 21 points in the third quarter to overcome a 10-point halftime deficit and beat the Raiders 38-31. Maurice Jones-Drew and Rashad Jennings each ran for 100 yards as the Jaguars posted their third consecutive 200-yard rushing effort. Darren McFadden opened the scoring with a 67-yard catch-and-run on Oakland's second possession before David Garrard threw the first of his three touchdown passes early in the second quarter, giving Mercedes Lewis his ninth touchdown of the season. The Raiders added a 26-yard field goal and another Jason Campbell touchdown pass before the half for a 17-7 advantage. On Jacksonville's first drive of the second half Garrard connected with Jason Hill in the end zone on a 48-yard pass, but Oakland answered three plays later when McFadden followed a 29-yard Zach Miller catch with a 51-yard touchdown run to make it 24-14 Oakland. The game turned minutes later, when Rashad Jennings ripped off a winding 74-yard scoring run and then Kassim Osgood and Montell Owens combined to force and recover a fumble at the Oakland 22 on Jacoby Ford's kickoff return. Five plays later Garrard found Mike Sims-Walker in the corner of the end zone with a 10-yard touchdown pass which gave the Jaguars a 28-24 lead. Josh Scobee extended it to 31-24 early in the final period with a 19-yard field goal. Oakland battled back, tying it at 31-31 on McFadden's 36-yard run with 1:50 left. But the Jaguars special teams units, enjoying an exceptional game, contributed again when Deji Karim returned the ensuing kickoff 65 yards to the Oakland 30-yard line. Jones-Drew scored on the next play with a 30-yard run up the middle, giving Jacksonville a 31-31 lead with 1:34 remaining. The defense held, getting a key sack from Jeremy Mincey to preserve the win.

TEAM	QTR	TIME	SCORING PLAY	DRIVE	TEAM STATS	OAK	JAX
Oak.	1	10:28	McFadden 67 pass from Campbell (Janikowski kick)	3-69, 1:33	First Downs	21	19
Jax.	2	11:56	Lewis 1 pass from Garrard (Scobee kick)	7-45, 3:36	Total Yards	476	385
Oak.	2	6:25	Janikowski 26 field goal	10-74, 5:31	Rushing Yards	153	234
Oak.	2	0:19	Murphy 8 pass from Campbell (Janikowski kick)	9-79, 3:51	Passing Yards	323	151
Jax.	3	12:47	Hill 48 pass from Garrard (Scobee kick)	4-47, 2:13	Att-Comp-Int	33-22-1	22-11-1
Oak.	3	11:21	McFadden 51 run (Janikowski kick)	3-78, 1:26	Third Downs	6-13	5-12
Jax.	3	6:44	Jennings 74 run (Scobee kick)	3-82, 1:33	Fourth Downs	0-1	0-0
Jax.	3	3:44	Sims-Walker 10 pass from Garrard (Scobee kick)	5-22, 2:44	Punts-Avg.	5-42.0	5-41.4
Jax.	4	11:22	Scobee 19 field goal	10-61, 6:19	Fumbles-Lost	1-1	0-0
Oak.	4	1:53	McFadden 36 run (Janikowski kick)	7-83, 3:40	Penalties-Yards	4-25	6-52
Jax.	4	1:34	Jones-Drew 30 run (Scobee kick)	1-30, 0:19	Possession	30:05	29:55

Attendance: 62,570 • Temperature: 54 degrees

RUSHING: Jaguars - Jennings 5-109 (1 TD), Jones-Drew 23-101 (1 TD), Garrard 5-32, Thomas 1(-8); Raiders - McFadden 16-123 (2 TDs), Bush 5-22, Boller 1-7, Reece 2-3, Ford 1(-2)

PASSING: Jaguars - Garrard 22-11-159, 3 TDs, 1 INT Raiders - Campbell 30-21-324, 2 TDs; Boller 3-1-20, 1 INT

RECEIVING: Jaguars - Lewis 4-57 (1 TD), Jones-Drew 3-19, Sims-Walker 2-23 (1 TD), Hill 1-48 (1 TD), Jones 1-12; Raiders - Murphy 6-59 (1 TD), Miller 4-68, Reece 4-48, McFadden 3-86 (1 TD), Ford 2-43, Heyward-Bey 2-40, Myers 1-0

SACKS: Jaguars 3 (Mincey 1, Harvey 1, Middleton 1), Raiders 2 (Seymour 1, Wimbley 0.5, Shaughnessy 0.5)

INTERCEPTIONS: Jaguars 1 (Carey), Raiders 1 (Mitchell)

GAME 14 • COLTS 34, JAGUARS 24

DECEMBER 19, 2010 • LUCAS OIL STADIUM • INDIANAPOLIS, INDIANA

JACKSONVILLE JAGUARS (8-6)
INDIANAPOLIS COLTS (8-6)

0	10	7	7	-	24
7	7	10	10	-	34

The Jaguars were held to 67 rushing yards resulting in a 34-24 Colts victory in a key divisional showdown. The Colts struck on their first possession, an eight-play, 82-yard drive on which Peyton Manning completed all of his passes and Donald Brown broke off a 49-yard run to set up Austin Collie's seven-yard touchdown reception. The Jaguars later put together a 15-play, 77-yard drive to the Indianapolis four, but were held to a 22-yard Josh Scobee field goal at the start of the second quarter. Indianapolis responded with a 92-yard drive to extend the lead to 14-3 on Collie's second touchdown, a 27-yarder. Mike Thomas recorded the Jaguars' first return touchdown of the season with 3:51 left in the first half when he took a Pat McAfee punt 78 yards, marking the second-longest punt return touchdown in team history and the first since 2002. On Jacksonville's first possession of the second half a failed fourth-down conversion attempt from the Jacksonville 39-yard line led to the Colts' next score on a 43-yard run by Brown. The Colts then recovered a muffed punt to set up a 34-yard field goal, taking a 14-point lead at 24-10, before Garrard hit Mike Sims-Walker with a six-yard scoring pass, Garrard's 21st of the season which broke Mark Brunell's franchise record. On the final play of the third quarter Garrard was intercepted by Antoine Bethea and the takeaway was converted into three points on Adam Vinatieri's 37-yard field goal. The scoring was not over, however, as each team added a touchdown in the final two minutes of the game. Sims-Walker made his second touchdown catch of the day on a one-yard Garrard pass with 1:59 left to get Jacksonville within three at 27-24, but the Jaguars' ensuing onside kick was scooped up and returned 41 yards for a touchdown by Tjyan Hagler.

TEAM	QTR	TIME	SCORING PLAY	DRIVE	TEAM STATS	JAX	IND
Ind.	1	11:21	Collie 7 pass from Manning (Vinatieri kick)	8-82, 3:39	First Downs	20	19
Jax.	2	14:13	Scobee 22 field goal	15-77, 8:41	Total Yards	356	376
Ind.	2	9:51	Collie 27 pass from Manning (Vinatieri kick)	11-92, 4:22	Rushing Yards	67	155
Jax.	2	3:51	Thomas 78 punt return (Scobee kick)	-----	Passing Yards	289	221
Ind.	3	12:19	Brown 43 run (Vinatieri kick)	2-38, 1:03	Att-Comp-Int	38-24-1	39-29-0
Ind.	3	8:47	Vinatieri 34 field goal	4-5, 1:21	Third Downs	5-13	5-13
Jax.	3	3:54	Sims-Walker 6 pass from Garrard (Scobee kick)	7-77, 4:53	Fourth Downs	2-3	0-0
Ind.	4	9:57	Vinatieri 37 field goal	9-37, 5:03	Punts-Avg.	4-48.0	6-39.2
Jax.	4	1:54	Sims-Walker 1 pass from Garrard (Scobee kick)	7-51, 1:27	Fumbles-Lost	3-1	0-0
Ind.	4	1:47	Hagler 41 kickoff return (Vinatieri kick)	0-0, 0:07	Penalties-Yards	6-55	6-68
					Possession	30:22	29:38

Attendance: 67,147 • Temperature: Roof closed, 26 degrees outside

RUSHING: Jaguars - Jones-Drew 15-46, Jennings 3-13, Garrard 4-8; Colts - Brown 14-129 (1 TD), Rhodes 9-26, James 1-0

PASSING: Jaguars - Garrard 38-24-294, 2 TDs, 1 INT; Colts - Manning 39-29-229, 2 TDs

RECEIVING: Jaguars - Jennings 7-64, Lewis 6-63, Sims-Walker 4-42 (2 TDs), Thomas 3-63, Hill 2-40, Jones-Drew 2-22; Colts - Collie 8-87 (2 TDs), Tamme 7-34, Garcon 5-44, Wayne 5-34, White 1-16, Robinson 1-6, Rhodes 1-4, Brown 1-4

SACKS: Jaguars 1 (D. Smith), Colts 1 (Methis)

INTERCEPTIONS: Jaguars 0, Colts 1 (Bethea)



GAME 15 • REDSKINS 20, JAGUARS 17 (OT)

DECEMBER 26, 2010 • EVERBANK FIELD • JACKSONVILLE, FLA.

WASHINGTON REDSKINS (6-9)	10	0	0	7	3	20
JACKSONVILLE JAGUARS (8-7)	0	7	3	7	0	17

The Jaguars were victimized by turnovers on their first and last possessions including an interception on the third play of overtime to fall 20-17 to the Redskins. The home finale marked the coldest home game in Jaguars history with kickoff temperatures at 38 degrees. Washington opened the game at the Jacksonville 44-yard line following a long opening kickoff return and a penalty, and scored five plays in on a 48-yard Graham Gano field goal. David Garrard's first pass attempt was intercepted by Carlos Rogers and returned to the Jacksonville 18-yard line, and from there the Redskins made it 10-0 when Rex Grossman hit Fred Davis with a one-yard scoring pass. Josh Scobee missed a 44-yard field goal try late in the first quarter but Jacksonville got on the scoreboard in the second on Garrard's 19-yard pass to Mike Thomas to cap a 10-play, 79-yard drive, the Jaguars' best of the day. In the third quarter the Jaguars tied the score at 10-10 with a 34-yard Scobee field goal, but Washington answered with a 14-play drive covering 68 yards with Ryan Torrain scoring on a one-yard plunge early in the fourth. A 21-yard Thomas punt return then set the Jaguars up at the Washington 42-yard line at the four-minute mark, and Garrard tied it at 17-17 on a 20-yard touchdown run with 2:44 left which ultimately forced overtime. In the extra period the Jaguars got the ball first, but they began at their own 11 following a miscue on the kickoff return. On third down Garrard's pass was intercepted by Kevin Barnes at Jacksonville's 22, and three plays later Gano hit the game-winner from 31 yards.

TEAM	QTR	TIME	SCORING PLAY	DRIVE	TEAM STATS	WAS	JAX
Was.	1	13:41	Gano 48 field goal	5-14, 1:19	First Downs	15	15
Was.	1	9:07	Davis 1 pass from Grossman (Gano kick)	10-18, 2:24	Total Yards	251	336
Jax.	2	8:18	Thomas 19 pass from Garrard (Scobee kick)	7-19, 5:55	Rushing Yards	79	78
Jax.	3	4:57	Scobee 34 field goal	8-62, 3:53	Passing Yards	172	258
Was.	4	12:07	Torain 1 run (Gano kick)	14-68, 7:50	Att-Comp-Int	39-19-1	38-22-2
Jax.	4	2:44	Garrard 20 run (Scobee kick)	4-42, 1:16	Third Downs	4-15	7-17
Was.	OT	12:13	Gano 31 field goal	3-1, 1:12	Fourth Downs	1-1	0-0
					Punts-Avg.	9-40.9	7-45.4
					Fumbles-Lost	0-0	2-0
					Penalties-Yards	5-40	7-66
					Possession	29:53	32:54

Attendance: 63,470 • Temperature: 38 degrees

RUSHING: Jaguars - Garrard 6-39 (1 TD), Jennings 15-32, Thomas 1-4, Karim 1-3 **Redskins** - Torain 20-65 (1 TD), Williams 2-8, Grossman 1-5, Sellers 1-1

PASSING: Jaguars - Garrard 38-22-299, 1 TD, 2 INTs; **Redskins** - Grossman 39-19-182, 1 TD, 1 INT

RECEIVING: Jaguars - Thomas 6-96 (1 TD), Hill 4-77, Jennings 4-29, Lewis 3-37, Potter 2-14, Sims-Walker 1-31, Bolen 1-15, Jones 1-0; **Redskins** - Moss 5-85, Cooley 5-48, Armstrong 2-15, Davis 2-10 (1 TD), Torain 2-4, R. Williams 1-10, Austin 1-6, K. Williams 1-4

SACKS: Jaguars 1 (Hart), **Redskins** 4 (Jackson 1, Fletcher 1, Carriker 1, Carter 0.5, Jarmon 0.5)

INTERCEPTIONS: Jaguars 1 (Cox), **Redskins** 2 (Rogers, Barnes)

GAME 16 • TEXANS 34, JAGUARS 17

JANUARY 2, 2011 • RELIANT STADIUM • HOUSTON, TEXAS

JACKSONVILLE JAGUARS (8-8)	0	17	0	0	-	17
HOUSTON TEXANS (6-10)	10	10	7	7	-	34

After trailing by three points at halftime, the Jaguars were outscored 14-0 in the second half in suffering a third straight loss to finish the season at 8-8. The Jaguars entered the season finale with playoff hopes, needing a win combined with a loss by Indianapolis, but those hopes were dashed by a 244-yard rushing effort and 497 total yards by the Texans. Houston marched 90 yards with its first possession to score on Arian Foster's two-yard run, and led throughout the game except when the Jaguars tied it at 17-17 late in the second quarter. Scoring on five of their first six possessions the Texans added to their 20-17 halftime lead, at which time Foster, the NFL rushing champion, had already rushed for 99 yards and his team had 286 total yards. The Jaguars managed no takeaways and no sacks and gave up two of each while Matt Schaub completed 18 of his 22 passes and Foster finished the day with 180 rushing yards and two touchdowns. With David Garrard and Maurice Jones-Drew sidelined by injuries, Trent Edwards and Rashad Jennings started in the Jacksonville backfield. Edwards, the 12th player to start a game at quarterback in the Jaguars' first 16 seasons, completed 12 of his 25 passes for 140 yards while Jennings rushed for 108 to register his second 100-yard game in a month. Mercedes Lewis made his 10th touchdown reception to tie the franchise single-season record, and Montell Owens turned in two tackles on special teams to reach 95 for his career, breaking the all-time team record set by Bryant Boyer 10 years earlier.

TEAM	QTR	TIME	SCORING PLAY	DRIVE	TEAM STATS	JAX	HOU
Hou.	1	12:25	Foster 2 run (Rackers kick)	6-90, 2:35	First Downs	23	22
Hou.	1	4:15	Rackers 26 field goal	10-64, 5:27	Total Yards	322	497
Jax.	2	14:54	Jennings 3 run (Scobee kick)	8-67, 4:21	Rushing Yards	198	244
Hou.	2	12:53	Ward 35 run (Rackers kick)	5-75, 2:01	Passing Yards	124	253
Jax.	2	8:40	Scobee 39 field goal	11-49, 4:13	Att-Comp-Int	25-12-1	22-18-0
Jax.	2	1:54	Lewis 7 pass from Edwards (Scobee kick)	7-74, 4:36	Third Downs	1-10	5-11
Hou.	2	0:00	Rackers 33 field goal	9-57, 1:54	Fourth Downs	3-3	0-1
Hou.	3	3:47	Daniels 5 pass from Schaub (Rackers kick)	10-97, 5:29	Punts-Avg.	4-44.3	3-38.7
Hou.	4	10:49	Foster 35 run (Rackers kick)	2-76, 0:49	Fumbles-Lost	1-1	0-0
					Penalties-Yards	2-15	5-48
					Possession	30:48	29:12

Attendance: 71,023 • Temperature: 60 degrees (roof open)

RUSHING: Jaguars - Jennings 22-108 (1 TD), Karim 7-52, Thomas 2-20, Edwards 4-18; **Texans** - Foster 31-180 (2 TD), Ward 4-63 (1 TD), Schaub 2-1

PASSING: Jaguars - Edwards 25-12-140, 1 TD, 1 INT; **Texans** - Schaub 22-18-253, 1 TD

RECEIVING: Jaguars - Jennings 4-34, Lewis 4-26 (1 TD), Hill 3-68, Thomas 1-12; **Texans** - Jones 5-70, Daniels 5-62 (1 TD), Walter 3-54, Dreesen 2-50, Foster 2-10, Ward 1-7

SACKS: Jaguars 0, **Texans** 2 (Nolan 1, Okoye 1)

INTERCEPTIONS: Jaguars 0, **Texans** 1 (Nolan)



2010 PLAYER PARTICIPATION

Table with columns: Player Name, D/E/N, S/D, P/H/I, I/N/D, B/U/F, T/E/N, K/C, D/A/L, H/O/U, C/E, N/Y/G, T/E/N, O/A/K, I/N/D, W/A/S, H/O/U, GP/GS. Lists 100+ players and their participation stats.

POS=Started; P=Played; DNP=Did not play; ina= Inactive; ps=Practice squad; ---=Not on roster; IR=Injured Reserve



PRESEASON RESULTS

1995 (2-3)				2003 (3-1)			
July 29	vs. Carolina (Canton, Ohio)	L 14-20	24,625	Aug. 9	at Minnesota	W 16-14	63,370
Aug. 4	at Miami	W 24-21	51,745	Aug. 15	MIAMI	W 27-23	49,751
Aug. 10	at Detroit	L 3-19	44,690	Aug. 23	at Tampa Bay	L 6-10	65,266
Aug. 18	ST. LOUIS	L 10-27	71,884	Aug. 28	WASHINGTON	W 17-15	44,314
Aug. 25	DENVER	W 23-17	66,023				
1996 (2-2)				2004 (3-1)			
Aug. 2	N.Y. GIANTS	L 17-24	67,675	Aug. 14	at Miami	L 5-16	67,978
Aug. 9	at St. Louis	L 10-17	55,626	Aug. 20	TAMPA BAY	W 14-6	50,021
Aug. 18	SAN FRANCISCO	W 38-10	67,858	Aug. 27	GREEN BAY	W 9-7	50,846
Aug. 23	at Denver	W 31-24	57,665	Sept. 1	at New England	W 31-0	68,756
1997 (4-0)				2005 (2-2)			
Aug. 3	CAROLINA	W 23-9	67,280	Aug. 13	MIAMI	W 27-17	64,072
Aug. 9	at N.Y. Giants	W 38-16	48,762	Aug. 20	at Tampa Bay	W 20-17	64,089
Aug. 18	at San Francisco	W 28-20	50,346	Aug. 25	ATLANTA	L 7-23	60,596
Aug. 22	ATLANTA	W 26-17	67,743	Sept. 1	at Dallas	L 20-27	54,522
1998 (2-2)				2006 (3-1)			
Aug. 8	at Carolina	L 27-30	62,925	Aug. 12	at Miami	W 31-26	67,979
Aug. 14	N.Y. GIANTS	W 24-10	61,159	Aug. 19	CAROLINA	L 10-17	64,073
Aug. 22	at Kansas City	L 21-22	71,079	Aug. 26	TAMPA BAY	W 29-18	63,161
Aug. 27	DALLAS	W 42-20	71,526	Aug. 31	ATLANTA	W 20-17	70,616
1999 (3-1)				2007 (3-1)			
Aug. 13	CAROLINA	W 35-10	59,120	Aug. 11	at Miami	L 17-18	71,399
Aug. 21	at N.Y. Giants	L 20-27	43,699	Aug. 18	TAMPA BAY	W 31-19	66,944
Aug. 26	KANSAS CITY	W 31-6	56,932	Aug. 23	at Green Bay	W 21-13	69,268
Sept. 2	at Dallas	W 27-6	58,872	Aug. 30	WASHINGTON	W 31-14	63,953
2000 (3-1)				2008 (3-1)			
Aug. 4	at Carolina	W 34-14	72,949	Aug. 9	ATLANTA	W 20-17	63,914
Aug. 11	N.Y. GIANTS	W 16-13	62,370	Aug. 16	MIAMI	L 14-19	63,927
Aug. 19	at Kansas City	W 28-23	48,623	Aug. 23	at Tampa Bay	W 23-17	62,696
Aug. 24	ATLANTA	L 20-31	55,946	Aug. 28	at Washington	W 24-3	59,076
2001 (2-2)				2009 (1-3)			
Aug. 10	CAROLINA	W 18-16	50,970	Aug. 17	at Miami	L 9-12	60,637
Aug. 16	at N.Y. Giants	L 5-27	77,004	Aug. 22	TAMPA BAY	L 23-24	42,177
Aug. 23	KANSAS CITY	W 28-23	48,623	Aug. 27	at Philadelphia	L 32-33	69,144
Aug. 30	at Dallas	L 17-27	35,228	Sept. 3	WASHINGTON	W 24-17	39,942
2002 (1-3)				2010 (2-2)			
Aug. 9	at Atlanta	L 13-23	43,264	Aug. 13	at Philadelphia	L 27-28	69,144
Aug. 16	TAMPA BAY	L 0-20	47,036	Aug. 21	MIAMI	L 26-27	62,044
Aug. 23	at Chicago (Champaign, Ill.)	W 24-16	52,143	Aug. 28	at Tampa Bay	W 19-13	42,640
Aug. 29	DALLAS	L 25-28	48,809	Sept. 2	ATLANTA	W 13-9	61,802

JAGUARS RECORD VS. PRESEASON OPPONENTS

(All-time record 39-26)

OPPONENT	W	L	T	PCT.	PTS.	OPP.	LAST
Atlanta	4	3	0	.571	119	137	2010
Carolina	4	3	0	.571	161	116	2006
Chicago	1	0	0	1.000	24	16	2002
Dallas	2	3	0	.400	131	108	2006
Denver	2	0	0	1.000	54	41	1995
Detroit	0	1	0	.000	3	19	1995
Green Bay	2	0	0	1.000	30	20	2007
Kansas City	3	1	0	.750	108	74	2001
Miami	4	5	0	.444	180	179	2010
Minnesota	1	0	0	1.000	16	14	2003
New England	1	0	0	1.000	31	0	2004
New York Giants	3	3	0	.500	120	117	2001
Philadelphia	0	2	0	.000	59	61	2010
St. Louis	0	2	0	.000	20	44	1996
San Francisco	2	0	0	1.000	66	30	1997
Tampa Bay	6	3	0	.667	165	144	2010
Washington	4	0	0	1.000	96	49	2009

**REGULAR SEASON RESULTS****1995 (4-12)****5th in AFC Central****Tom Coughlin, Head Coach**

Sept. 3	HOUSTON	L 3-10	73,000
Sept. 10	at Cincinnati	L 17-24	48,318
Sept. 17	at N.Y. Jets	L 10-27	49,970
Sept. 24	GREEN BAY	L 14-24	66,744
Oct. 1	at Houston	W 17-16	36,346
Oct. 8	PITTSBURGH	W 20-16	72,042
Oct. 15	CHICAGO	L 27-30	72,020
Oct. 22	at Cleveland	W 23-15	64,405
Oct. 29	at Pittsburgh	L 7-24	54,516
Nov. 12	SEATTLE	L 30-47	71,290
Nov. 19	at Tampa Bay	L 16-17	71,629
Nov. 26	CINCINNATI	L 13-17	68,249
Dec. 3	at Denver	L 23-31	72,231
Dec. 10	INDIANAPOLIS	L 31-41	66,099
Dec. 17	at Detroit	L 0-44	70,204
Dec. 24	CLEVELAND	W 24-21	66,007

1996 (9-7, 2-1)**2nd in AFC Central****Tom Coughlin, Head Coach**

Sept. 1	PITTSBURGH	W 24-9	70,210
Sept. 8	HOUSTON	L 27-34	66,468
Sept. 15	at Oakland	L 3-17	46,291
Sept. 22	at New England	L 25-28 (OT)	59,446
Sept. 29	CAROLINA	W 24-14	71,537
Oct. 6	at New Orleans	L 13-17	34,231
Oct. 13	N.Y. JETS	W 21-17	65,699
Oct. 20	at St. Louis	L 14-17	60,066
Oct. 27	at Cincinnati	L 21-28	45,890
Nov. 10	BALTIMORE	W 30-27	64,628
Nov. 17	at Pittsburgh	L 3-28	58,879
Nov. 24	at Baltimore	W 28-25 (OT)	57,384
Dec. 1	CINCINNATI	W 30-27	57,408
Dec. 8	at Houston	W 23-17	20,196
Dec. 15	SEATTLE	W 20-13	66,134
Dec. 22	ATLANTA	W 19-17	71,449

Wild-Card Playoff

Dec. 28	at Buffalo	W 30-27	70,213
---------	------------	---------	--------

Divisional Playoff

Jan. 4	at Denver	W 30-27	75,678
--------	-----------	---------	--------

AFC Championship

Jan. 12	at New England	L 6-20	60,190
---------	----------------	--------	--------

1997 (11-5, 0-1)**2nd in AFC Central****Tom Coughlin, Head Coach**

Aug. 31	at Baltimore	W 28-27	61,018
Sept. 7	N.Y. GIANTS	W 40-13	70,581
Sept. 22	PITTSBURGH	W 30-21	73,016
Sept. 28	at Washington	L 12-24	74,421
Oct. 5	CINCINNATI	W 21-13	67,128
Oct. 12	PHILADELPHIA	W 38-21	69,150
Oct. 19	at Dallas	L 22-26	64,464
Oct. 26	at Pittsburgh	L 17-23 (OT)	57,011
Nov. 2	at Tennessee	W 30-24	27,208
Nov. 9	KANSAS CITY	W 24-10	70,444
Nov. 16	TENNESSEE	W 17-9	70,070
Nov. 23	at Cincinnati	L 26-31	55,158
Nov. 30	BALTIMORE	W 29-27	63,712
Dec. 7	NEW ENGLAND	L 20-26	73,446
Dec. 14	at Buffalo	W 20-14	41,231
Dec. 21	at Oakland	W 20-9	40,032

Wild-Card Playoff

Dec. 27	at Denver	L 17-42	74,481
---------	-----------	---------	--------

1998 (11-5, 1-1)**1st in AFC Central****Tom Coughlin, Head Coach**

Sept. 6	at Chicago	W 24-23	55,614
Sept. 13	KANSAS CITY	W 21-16	69,821
Sept. 20	BALTIMORE	W 24-10	67,069
Sept. 27	at Tennessee	W 27-22	34,656
Oct. 12	MIAMI	W 28-21	74,051
Oct. 18	at Buffalo	L 16-17	77,635
Oct. 25	at Denver	L 24-37	75,217
Nov. 1	at Baltimore	W 45-19	68,915
Nov. 8	CINCINNATI	W 24-11	67,040
Nov. 15	TAMPA BAY	W 29-24	72,974
Nov. 22	at Pittsburgh	L 15-30	59,124
Nov. 29	at Cincinnati	W 34-17	55,432
Dec. 6	DETROIT	W 37-22	70,717
Dec. 13	TENNESSEE	L 13-16	65,657
Dec. 20	at Minnesota	L 10-50	64,363
Dec. 28	PITTSBURGH	W 21-3	74,143

Wild-Card Playoff

Jan. 3	NEW ENGLAND	W 25-10	71,139
--------	-------------	---------	--------

Divisional Playoff

Jan. 10	at N.Y. Jets	L 24-34	76,469
---------	--------------	---------	--------

1999 (14-2, 1-1)**1st in AFC Central****Tom Coughlin, Head Coach**

Sept. 12	SAN FRANCISCO	W 41-3	68,678
Sept. 19	at Carolina	W 22-20	64,261
Sept. 26	TENNESSEE	L 19-20	61,502
Oct. 3	at Pittsburgh	W 17-3	57,308
Oct. 11	at N.Y. Jets	W 16-6	78,216
Oct. 17	CLEVELAND	W 24-7	62,047
Oct. 31	at Cincinnati	W 41-10	49,138
Nov. 7	at Atlanta	W 30-7	68,466
Nov. 14	BALTIMORE	W 6-3	67,391
Nov. 21	NEW ORLEANS	W 41-23	69,772
Nov. 28	at Baltimore	W 30-23	68,428
Dec. 2	PITTSBURGH	W 20-6	68,806
Dec. 13	DENVER	W 27-24	71,357
Dec. 19	at Cleveland	W 24-14	72,038
Dec. 26	at Tennessee	L 14-41	66,641
Jan. 2	CINCINNATI	W 24-7	70,532

Divisional Playoff

Jan. 15	MIAMI	W 62-7	75,173
---------	-------	--------	--------

AFC Championship

Jan. 23	TENNESSEE	L 14-33	75,206
---------	-----------	---------	--------

2000 (7-9)**4th in AFC Central****Tom Coughlin, Head Coach**

Sept. 3	at Cleveland	W 27-7	72,418
Sept. 10	at Baltimore	L 36-39	68,843
Sept. 17	CINCINNATI	W 13-0	45,653
Sept. 25	at Indianapolis	L 14-43	56,816
Oct. 1	PITTSBURGH	L 13-24	64,351
Oct. 8	BALTIMORE	L 10-15	65,194
Oct. 16	at Tennessee	L 13-27	68,498
Oct. 22	WASHINGTON	L 16-35	69,061
Oct. 29	at Dallas	W 23-17 (OT)	63,554
Nov. 12	SEATTLE	L 21-28	68,063
Nov. 19	at Pittsburgh	W 34-24	50,925
Nov. 26	TENNESSEE	W 16-13	65,454
Dec. 3	CLEVELAND	W 48-0	51,262
Dec. 10	ARIZONA	W 44-10	53,472
Dec. 17	at Cincinnati	L 14-17	50,469
Dec. 23	at N.Y. Giants	L 25-28	77,924

**2001 (6-10)****5th in AFC Central****Tom Coughlin, Head Coach**

Sept. 9	PITTSBURGH	W 21-3	63,785
Sept. 23	TENNESSEE	W 13-6	65,994
Sept. 30	CLEVELAND	L 14-23	57,875
Oct. 7	at Seattle	L 15-24	54,524
Oct. 18	BUFFALO	L 10-13	58,893
Oct. 28	at Baltimore	L 17-18	69,439
Nov. 4	at Tennessee	L 24-28	68,798
Nov. 11	CINCINNATI	W 30-13	57,161
Nov. 18	at Pittsburgh	L 7-20	62,644
Nov. 25	BALTIMORE	L 21-24	53,530
Dec. 3	GREEN BAY	L 21-28	66,908
Dec. 9	at Cincinnati	W 14-10	44,920
Dec. 16	at Cleveland	W 15-10	72,818
Dec. 23	at Minnesota	W 33-3	64,150
Dec. 30	KANSAS CITY	L 26-30	59,396
Jan. 6	at Chicago	L 13-33	66,944

2002 (6-10)**3rd in AFC South****Tom Coughlin, Head Coach**

Sept. 8	INDIANAPOLIS	L 25-28	56,595
Sept. 15	at Kansas City	W 23-16	77,934
Sept. 29	N.Y. JETS	W 28-3	55,670
Oct. 6	PHILADELPHIA	W 28-25	65,005
Oct. 13	at Tennessee	L 14-23	68,804
Oct. 20	at Baltimore	L 10-17	69,173
Oct. 27	HOUSTON	L 19-21	53,721
Nov. 3	at N.Y. Giants	L 17-24	78,337
Nov. 10	WASHINGTON	W 26-7	66,665
Nov. 17	at Houston	W 24-21	69,711
Nov. 24	at Dallas	L 19-21	62,204
Dec. 1	PITTSBURGH	L 23-25	55,260
Dec. 8	CLEVELAND	L 20-21	46,267
Dec. 15	at Cincinnati	W 29-15	42,092
Dec. 22	TENNESSEE	L 10-28	51,033
Dec. 29	at Indianapolis	L 13-20	56,755

2003 (5-11)**3rd in AFC South****Jack Del Rio, Head Coach**

Sept. 7	at Carolina	L 23-24	72,134
Sept. 14	BUFFALO	L 17-38	58,613
Sept. 21	at Indianapolis	L 13-23	55,770
Sept. 28	at Houston	L 20-24	70,041
Oct. 5	SAN DIEGO	W 27-21	48,954
Oct. 12	MIAMI	L 10-24	66,437
Oct. 26	TENNESSEE	L 17-30	55,918
Nov. 2	at Baltimore	L 17-24	69,486
Nov. 9	INDIANAPOLIS	W 28-23	45,037
Nov. 16	at Tennessee	L 3-10	68,809
Nov. 23	at New York Jets	L 10-13	77,614
Nov. 30	TAMPA BAY	W 17-10	60,543
Dec. 7	HOUSTON	W 27-0	43,363
Dec. 14	at New England	L 13-27	68,436
Dec. 21	NEW ORLEANS	W 20-19	49,207
Dec. 28	at Atlanta	L 14-21	70,266

2004 (9-7)**2nd in AFC South****Jack Del Rio, Head Coach**

Sept. 12	at Buffalo	W 13-10	72,389
Sept. 19	DENVER	W 7-6	69,127
Sept. 26	at Tennessee	W 15-12	68,932
Oct. 3	INDIANAPOLIS	L 17-24	73,114
Oct. 10	at San Diego	L 21-34	52,101
Oct. 17	KANSAS CITY	W 22-16	66,413
Oct. 24	at Indianapolis	W 27-24	56,615
Oct. 31	at Houston	L 6-20	70,502
Nov. 14	DETROIT	W 23-17 (OT)	66,431

Nov. 21	TENNESSEE	L 15-18	69,703
Nov. 28	at Minnesota	L 16-27	64,004
Dec. 5	PITTSBURGH	L 16-17	76,877
Dec. 12	CHICAGO	W 22-3	67,572
Dec. 19	at Green Bay	W 28-25	78,836
Dec. 26	HOUSTON	L 0-21	66,227
Jan. 2	at Oakland	W 13-6	41,112

2005 (12-4, 0-1)**2nd in AFC South****Jack Del Rio, Head Coach**

Sept. 11	SEATTLE	W 26-14	65,204
Sept. 18	at Indianapolis	L 3-10	56,460
Sept. 25	at N.Y. Jets	W 26-20 (OT)	77,422
Oct. 2	DENVER	L 7-20	66,045
Oct. 9	CINCINNATI	W 23-20	66,137
Oct. 16	at Pittsburgh	W 23-17 (OT)	63,891
Oct. 30	at St. Louis	L 21-24	65,251
Nov. 6	HOUSTON	W 21-14	64,613
Nov. 13	BALTIMORE	W 30-3	66,107
Nov. 20	at Tennessee	W 31-28	69,149
Nov. 27	at Arizona	W 24-17	39,198
Dec. 4	at Cleveland	W 20-14	70,941
Dec. 11	INDIANAPOLIS	L 18-26	67,164
Dec. 18	SAN FRANCISCO	W 10-9	64,764
Dec. 24	at Houston	W 38-20	70,025
Jan. 1	TENNESSEE	W 40-13	65,485

Wild-Card Playoff

Jan. 7	at New England	L 3-28	68,756
--------	----------------	--------	--------

2006 (8-8)**3rd in AFC South****Jack Del Rio, Head Coach**

Sept. 10	DALLAS	W 24-17	67,164
Sept. 18	PITTSBURGH	W 9-0	67,164
Sept. 24	at Indianapolis	L 14-21	57,041
Oct. 1	at Washington	L 30-36 (OT)	89,450
Oct. 8	N.Y. JETS	W 41-0	66,604
Oct. 22	at Houston	L 7-27	70,035
Oct. 29	at Philadelphia	W 13-6	69,249
Nov. 5	TENNESSEE	W 37-7	66,524
Nov. 12	HOUSTON	L 10-13	65,918
Nov. 20	N.Y. GIANTS	W 26-10	67,164
Nov. 26	at Buffalo	L 24-27	63,608
Dec. 3	at Miami	W 24-10	73,160
Dec. 10	INDIANAPOLIS	W 44-17	67,164
Dec. 17	at Tennessee	L 17-24	69,143
Dec. 24	NEW ENGLAND	L 21-24	67,164
Dec. 31	at Kansas City	L 30-35	77,500

2007 (11-5, 1-1)**2nd in AFC South****Jack Del Rio, Head Coach**

Sept. 9	TENNESSEE	L 10-13	65,437
Sept. 16	ATLANTA	W 13-7	61,821
Sept. 23	at Denver	W 23-14	76,463
Oct. 7	at Kansas City	W 17-7	76,917
Oct. 14	HOUSTON	W 37-17	63,715
Oct. 22	INDIANAPOLIS	L 7-29	67,164
Oct. 28	at Tampa Bay	W 24-23	65,133
Nov. 4	at New Orleans	L 24-41	70,009
Nov. 11	at Tennessee	W 28-13	69,143
Nov. 18	SAN DIEGO	W 24-17	66,732
Nov. 25	BUFFALO	W 36-14	64,546
Dec. 2	at Indianapolis	L 25-28	57,302
Dec. 9	CAROLINA	W 37-6	66,090
Dec. 16	at Pittsburgh	W 29-22	58,793
Dec. 23	OAKLAND	W 49-11	66,905
Dec. 30	at Houston	L 28-42	70,660

Wild-Card Playoff

Jan. 5	at Pittsburgh	W 31-29	63,629
--------	---------------	---------	--------

Divisional Playoff

Jan. 12	at New England	L 20-31	68,756
---------	----------------	---------	--------

**2008 (5-11)****4th in AFC South****Jack Del Rio, Head Coach**

Sept. 7	at Tennessee	L 10-17	69,143
Sept. 14	BUFFALO	L 16-20	65,167
Sept. 21	at Indianapolis	W 23-21	65,938
Sept. 28	HOUSTON	W 30-27 (OT)	64,061
Oct. 5	PITTSBURGH	L 21-26	65,908
Oct. 12	at Denver	W 24-17	75,674
Oct. 26	CLEVELAND	L 17-23	64,775
Nov. 2	at Cincinnati	L 19-21	64,238
Nov. 9	at Detroit	W 38-14	52,631
Nov. 16	TENNESSEE	L 14-24	65,258
Nov. 23	MINNESOTA	L 12-30	65,064
Dec. 1	at Houston	L 17-30	70,809
Dec. 7	at Chicago	L 10-23	61,736
Dec. 14	GREEN BAY	W 20-16	65,457
Dec. 18	INDIANAPOLIS	L 24-31	65,648
Dec. 28	at Baltimore	L 7-27	71,366

2009 (7-9)**4th in AFC South****Jack Del Rio, Head Coach**

Sept. 13	at Indianapolis	L 12-14	65,757
Sept. 20	ARIZONA	L 17-31	46,520
Sept. 27	at Houston	W 31-24	70,083
Oct. 4	TENNESSEE	W 37-17	49,014
Oct. 11	at Seattle	L 0-41	67,228
Oct. 18	ST. LOUIS	W 23-20 (OT)	42,088
Nov. 1	at Tennessee	L 13-30	69,143

Nov. 8	KANSAS CITY	W 24-21	45,546
Nov. 15	at N.Y. Jets	W 24-22	76,313
Nov. 22	BUFFALO	W 18-15	47,757
Nov. 29	at San Francisco	L 3-20	69,732
Dec. 6	HOUSTON	W 23-18	42,079
Dec. 13	MIAMI	L 10-14	60,457
Dec. 17	INDIANAPOLIS	L 31-35	63,753
Dec. 27	at New England	L 7-35	68,756
Jan. 3	at Cleveland	L 17-23	66,935

2010 (8-8)**2nd in AFC South****Jack Del Rio, Head Coach**

Sept. 12	DENVER	W 24-17	63,636
Sept. 19	at San Diego	L 13-38	62,691
Sept. 26	PHILADELPHIA	L 3-28	63,256
Oct. 3	INDIANAPOLIS	W 31-28	63,111
Oct. 10	at Buffalo	W 36-26	58,304
Oct. 18	TENNESSEE	L 3-30	63,625
Oct. 24	at Kansas City	L 20-42	69,105
Oct. 31	at Dallas	W 35-17	81,395
Nov. 14	HOUSTON	W 31-24	62,340
Nov. 21	CLEVELAND	W 24-20	62,254
Nov. 28	at N.Y. Giants	L 20-24	78,533
Dec. 5	at Tennessee	W 17-6	69,143
Dec. 12	OAKLAND	W 38-31	62,570
Dec. 19	at Indianapolis	L 24-34	67,147
Dec. 26	WASHINGTON	L 17-20 (OT)	63,470
Jan. 2	at Houston	L 17-34	71,023

TEAM-BY-TEAM SERIES HISTORY**JAGUARS 2, ARIZONA 1**

2000	—	at Jacksonville 44, Arizona 10
2005	—	Jacksonville 24, at Arizona 17
2009	—	Arizona 31, at Jacksonville 17

JAGUARS 3, ATLANTA 1

1996	—	at Jacksonville 19, Atlanta 17
1999	—	Jacksonville 30, at Atlanta 7
2003	—	at Atlanta 21, Jacksonville 14
2007	—	at Jacksonville 13, Atlanta 7

JAGUARS 9, BALTIMORE 7

1996	—	at Jacksonville 30, Baltimore 27
		Jacksonville 28, at Baltimore 25 (OT)
1997	—	Jacksonville 28, at Baltimore 27
		at Jacksonville 29, Baltimore 27
1998	—	at Jacksonville 24, Baltimore 10
		Jacksonville 45, at Baltimore 19
1999	—	at Jacksonville 6, Baltimore 3
		Jacksonville 30, at Baltimore 23
2000	—	at Baltimore 39, Jacksonville 36
		Baltimore 15, at Jacksonville 10
2001	—	at Baltimore 18, Jacksonville 17
		Baltimore 24, at Jacksonville 21
2002	—	at Baltimore 17, Jacksonville 10
2003	—	at Baltimore 24, Jacksonville 17
2005	—	at Jacksonville 30, Baltimore 3
2008	—	at Baltimore 27, Jacksonville 7

JAGUARS 5, BUFFALO 5

1996	—	Jacksonville 30, at Buffalo 27 (WC)
1997	—	Jacksonville 20, at Buffalo 14
1998	—	at Buffalo 17, Jacksonville 16
2001	—	Buffalo 13, at Jacksonville 10
2003	—	Buffalo 38, at Jacksonville 17
2004	—	Jacksonville 13, at Buffalo 10
2006	—	at Buffalo 27, Jacksonville 24
2007	—	at Jacksonville 36, Buffalo 14
2008	—	Buffalo 20, at Jacksonville 16
2009	—	at Jacksonville 18, Buffalo 15
2010	—	Jacksonville 36, at Buffalo 26

JAGUARS 3, CAROLINA 1

1996	—	at Jacksonville 24, Carolina 14
1999	—	Jacksonville 22, at Carolina 20
2003	—	at Carolina 24, Jacksonville 23
2007	—	at Jacksonville 37, Carolina 6

CHICAGO 3, JAGUARS 2

1995	—	Chicago 30, at Jacksonville 27
1998	—	Jacksonville 24, at Chicago 23
2001	—	at Chicago 33, Jacksonville 13
2004	—	at Jacksonville 22, Chicago 3
2008	—	at Chicago 23, Jacksonville 10

JAGUARS 11, CINCINNATI 6

1995	—	at Cincinnati 24, Jacksonville 17
		Cincinnati 17, at Jacksonville 13
1996	—	at Cincinnati 28, Jacksonville 21
		at Jacksonville 30, Cincinnati 27
1997	—	at Jacksonville 21, Cincinnati 13
		at Cincinnati 31, Jacksonville 26
1998	—	at Jacksonville 24, Cincinnati 11
		Jacksonville 34, at Cincinnati 17
1999	—	Jacksonville 41, at Cincinnati 10
		at Jacksonville 24, Cincinnati 7
2000	—	at Jacksonville 13, Cincinnati 0
		at Cincinnati 17, Jacksonville 14
2001	—	at Jacksonville 30, Cincinnati 13
		Jacksonville 14, at Cincinnati 10
2002	—	Jacksonville 29, at Cincinnati 15
2005	—	at Jacksonville 23, Cincinnati 20
2008	—	at Cincinnati 21, Jacksonville 19

JAGUARS 9, CLEVELAND 4

1995	—	Jacksonville 23, at Cleveland 15
		at Jacksonville 24, Cleveland 21
1999	—	at Jacksonville 24, Cleveland 7
		Jacksonville 24, at Cleveland 14
2000	—	Jacksonville 27, at Cleveland 7
		at Jacksonville 48, Cleveland 0
2001	—	Cleveland 23, at Jacksonville 14
		Jacksonville 15, at Cleveland 10



2002 — Cleveland 21, at Jacksonville 20
 2005 — Jacksonville 20, at Cleveland 14
 2008 — Cleveland 23, at Jacksonville 17
 2009 — at Cleveland 23, Jacksonville 17
 2010 — at Jacksonville 24, Cleveland 20

JAGUARS 3, DALLAS 2

1997 — at Dallas 26, Jacksonville 22
 2000 — Jacksonville 23, at Dallas 17 (OT)
 2002 — at Dallas 21, Jacksonville 19
 2006 — at Jacksonville 24, Dallas 17
 2010 — Jacksonville 35, at Dallas 17

JAGUARS 5, DENVER 3

1995 — at Denver 31, Jacksonville 23
1996 — Jacksonville 30, at Denver 27 (DIV)
1997 — at Denver 42, Jacksonville 17 (WC)
 1998 — at Denver 37, Jacksonville 24
 1999 — at Jacksonville 27, Denver 24
 2004 — at Jacksonville 7, Denver 6
 2005 — Denver 20, at Jacksonville 7
 2007 — Jacksonville 23, at Denver 14
 2008 — Jacksonville 24, at Denver 17
 2010 — at Jacksonville 24, Denver 17

JAGUARS 3, DETROIT 1

1995 — at Detroit 44, Jacksonville 0
 1998 — at Jacksonville 37, Detroit 22
 2004 — at Jacksonville 23, Detroit 17 (OT)
 2008 — Jacksonville 38, at Detroit 14

JAGUARS 2, GREEN BAY 2

1995 — Green Bay 24, at Jacksonville 14
 2001 — Green Bay 28, at Jacksonville 21
 2004 — Jacksonville 28, at Green Bay 25
 2008 — at Jacksonville 20, at Green Bay 16

JAGUARS 9, HOUSTON 9

2002 — Houston 21, at Jacksonville 19
 Jacksonville 24, at Houston 21
 2003 — at Houston 24, Jacksonville 20
 at Jacksonville 27, Houston 0
 at Houston 20, Jacksonville 6
 Houston 21, at Jacksonville 0
 2005 — at Jacksonville 21, Houston 14
 Jacksonville 38, at Houston 20
 2006 — at Houston 27, Jacksonville 7
 Houston 13, at Jacksonville 10
 2007 — at Jacksonville 37, Houston 17
 at Houston 42, Jacksonville 28
 2008 — at Jacksonville 30, Houston 27 (OT)
 at Houston 30, Jacksonville 17
 2009 — Jacksonville 31, at Houston 24
 at Jacksonville 23, Houston 18
 2010 — at Jacksonville 31, Houston 24
 at Houston 34, Jacksonville 17

INDIANAPOLIS 15, JAGUARS 5

1995 — Indianapolis 41, at Jacksonville 31
 2000 — at Indianapolis 43, Jacksonville 14
 2002 — Indianapolis 28, at Jacksonville 25
 at Indianapolis 20, Jacksonville 13
 2003 — at Indianapolis 23, Jacksonville 13
 at Jacksonville 28, Indianapolis 23
 2004 — Indianapolis 24, at Jacksonville 17
 Jacksonville 27, at Indianapolis 24
 2005 — at Indianapolis 10, Jacksonville 3
 Indianapolis 26, at Jacksonville 18
 2006 — at Indianapolis 21, Jacksonville 14
 at Jacksonville 44, Indianapolis 17
 2007 — Indianapolis 29, at Jacksonville 7
 at Indianapolis 28, Jacksonville 25
 2008 — Jacksonville 23, at Indianapolis 21
 Indianapolis 31, at Jacksonville 24
 2009 — at Indianapolis 14, Jacksonville 12
 Indianapolis 35, at Jacksonville 31
 2010 — at Jacksonville 31, Indianapolis 28
 at Indianapolis 34, Jacksonville 24

JAGUARS 6, KANSAS CITY 3

1997 — at Jacksonville 24, Kansas City 10
 1998 — at Jacksonville 21, Kansas City 16

2001 — Kansas City 30, at Jacksonville 26
 2002 — Jacksonville 23, at Kansas City 16
 2004 — at Jacksonville 22, Kansas City 16
 2006 — at Kansas City 35, Jacksonville 30
 2007 — Jacksonville 17, at Kansas City 7
 2009 — at Jacksonville 24, Kansas City 21
 2010 — at Kansas City 42, Jacksonville 20

JAGUARS 2, MIAMI 2

1998 — at Jacksonville 28, Miami 21
1999 — at Jacksonville 62, Miami 7 (DIV)
 2003 — Miami 24, at Jacksonville 10
 2006 — Jacksonville 24, at Miami 10
 2009 — Miami 14, at Jacksonville 10

MINNESOTA 3, JAGUARS 1

1998 — at Minnesota 50, Jacksonville 10
 2001 — Jacksonville 33, at Minnesota 3
 2004 — at Minnesota 27, Jacksonville 16
 2008 — Minnesota 30, at Jacksonville 12

NEW ENGLAND 5, JAGUARS 0

1996 — at New England 28, Jacksonville 25 (OT)
 1997 — New England 26, at Jacksonville 20
1996 — at New England 20, Jacksonville 6 (AFC)
1998 — at Jacksonville 25, New England 10 (WC)
 2003 — at New England 27, Jacksonville 13
2005 — at New England 28, Jacksonville 3 (WC)
 2006 — New England 24, at Jacksonville 21
2007 — at New England 31, Jacksonville 20 (DIV)
 2009 — at New England 35, Jacksonville 7

JAGUARS 2, NEW ORLEANS 2

1996 — at New Orleans 17, Jacksonville 13
 1999 — at Jacksonville 41, New Orleans 23
 2003 — at Jacksonville 20, New Orleans 19
 2007 — at New Orleans 41, Jacksonville 24

NEW YORK GIANTS 3, JAGUARS 2

1997 — at Jacksonville 40, N.Y. Giants 13
 2000 — at N.Y. Giants 28, Jacksonville 25
 2002 — at N.Y. Giants 24, Jacksonville 17
 2006 — at Jacksonville 26, N.Y. Giants 10
 2010 — at N.Y. Giants 24, Jacksonville 20

JAGUARS 6, NEW YORK JETS 2

1995 — at N.Y. Jets 27, Jacksonville 10
 1996 — at Jacksonville 21, N.Y. Jets 17
1998 — at N.Y. Jets 34, Jacksonville 24 (DIV)
 1999 — Jacksonville 16, at N.Y. Jets 6
 2002 — at Jacksonville 28, N.Y. Jets 3
 2003 — at N.Y. Jets 13, Jacksonville 10
 2005 — Jacksonville 26, at N.Y. Jets 20 (OT)
 2006 — at Jacksonville 41, N.Y. Jets 0
 2009 — Jacksonville 24, at N.Y. Jets 22

JAGUARS 4, OAKLAND 1

1996 — at Oakland 17, Jacksonville 3
 1997 — Jacksonville 20, at Oakland 9
 2004 — Jacksonville 13, at Oakland 6
 2007 — at Jacksonville 49, Oakland 11
 2010 — at Jacksonville 38, Oakland 31

JAGUARS 3, PHILADELPHIA 1

1997 — at Jacksonville 38, Philadelphia 21
 2002 — at Jacksonville 28, Philadelphia 25
 2006 — Jacksonville 13, at Philadelphia 6
 2010 — Philadelphia 28, at Jacksonville 3

JAGUARS 11, PITTSBURGH 9

1995 — at Jacksonville 20, Pittsburgh 16
 at Pittsburgh 24, Jacksonville 7
 1996 — at Jacksonville 24, Pittsburgh 9
 at Pittsburgh 28, Jacksonville 3
 1997 — at Jacksonville 30, Pittsburgh 21
 at Pittsburgh 23, Jacksonville 17 (OT)
 1998 — at Pittsburgh 30, Jacksonville 15
 at Jacksonville 21, Pittsburgh 3
 1999 — Jacksonville 17, at Pittsburgh 3
 at Jacksonville 20, Pittsburgh 6
 2000 — Pittsburgh 24, at Jacksonville 13
 Jacksonville 34, at Pittsburgh 24



2001 — at Jacksonville 21, Pittsburgh 3
 at Pittsburgh 20, Jacksonville 7
 Pittsburgh 25, at Jacksonville 23
 2004 — Pittsburgh 17, at Jacksonville 16
 2005 — Jacksonville 23, at Pittsburgh 17 (OT)
 2006 — at Jacksonville 9, Pittsburgh 0
 2007 — Jacksonville 29, at Pittsburgh 22
 2007 — **Jacksonville 31, at Pittsburgh 29 (WC)**
 2008 — Pittsburgh 26, at Jacksonville 21

ST. LOUIS 2, JAGUARS 1

1996 — at St. Louis 17, Jacksonville 14
 2005 — at St. Louis 24, Jacksonville 21
 2009 — at Jacksonville 23, St. Louis 20 (OT)

JAGUARS 2, SAN DIEGO 2

2003 — at Jacksonville 27, San Diego 21
 2004 — at San Diego 34, Jacksonville 21
 2007 — at Jacksonville 24, San Diego 17
 2010 — at San Diego 38, Jacksonville 13

JAGUARS 2, SAN FRANCISCO 1

1999 — at Jacksonville 41, San Francisco 3
 2005 — at Jacksonville 10, San Francisco 9
 2009 — at San Francisco 20, Jacksonville 3

SEATTLE 4, JAGUARS 2

1995 — Seattle 47, at Jacksonville 30
 1996 — at Jacksonville 20, Seattle 13
 2000 — Seattle 28, at Jacksonville 21
 2001 — at Seattle 24, Jacksonville 15
 2005 — at Jacksonville 26, Seattle 14
 2009 — at Seattle 41, Jacksonville 0

JAGUARS 3, TAMPA BAY 1

1995 — at Tampa Bay 17, Jacksonville 16
 1998 — at Jacksonville 29, Tampa Bay 24
 2003 — at Jacksonville 17, Tampa Bay 10
 2007 — Jacksonville 24, at Tampa Bay 23

TENNESSEE 18, JAGUARS 14

1995 — Houston 10, at Jacksonville 3
 Jacksonville 17, at Houston 16
 1996 — Houston 34, at Jacksonville 27
 Jacksonville 23, at Houston 17
 1997 — Jacksonville 30, at Tennessee 24
 at Jacksonville 17, Tennessee 9
 1998 — Jacksonville 27, at Tennessee 22
 Tennessee 16, at Jacksonville 13
 Tennessee 20, at Jacksonville 19
 at Tennessee 41, Jacksonville 14
 1999 — **Tennessee 33, at Jacksonville 14 (AFC)**
 2000 — at Tennessee 27, Jacksonville 13
 at Jacksonville 16, Tennessee 13
 2001 — at Jacksonville 13, Tennessee 6
 at Tennessee 28, Jacksonville 24
 2002 — at Tennessee 23, Jacksonville 14
 Tennessee 28, at Jacksonville 10
 2003 — Tennessee 30, at Jacksonville 17
 at Tennessee 10, Jacksonville 3
 Jacksonville 15, at Tennessee 12
 Tennessee 18, at Jacksonville 15
 Jacksonville 31, at Tennessee 28
 at Jacksonville 40, Tennessee 13
 2006 — at Jacksonville 37, Tennessee 7
 at Tennessee 24, Jacksonville 17
 2007 — Tennessee 13, at Jacksonville 10
 Jacksonville 28, at Tennessee 13
 2008 — at Tennessee 17, Jacksonville 10
 Tennessee 24, at Jacksonville 14
 2009 — at Jacksonville 37, Tennessee 17
 at Tennessee 30, Jacksonville 13
 Tennessee 30, at Jacksonville 3
 Jacksonville 17, at Tennessee 6

WASHINGTON 4, JAGUARS 1

1997 — at Washington 24, Jacksonville 12
 2000 — Washington 35, at Jacksonville 16
 2002 — at Jacksonville 26, Washington 7
 2006 — at Washington 36, Jacksonville 30 (OT)
 2010 — Washington 20, at Jacksonville 17 (OT)

ALL-TIME WON-LOST RECORDS

OPPONENT	W	L	T	PCT	PTS	OPP	LAST	HOME	ROAD
Arizona	2	1	0	.667	85	58	2009	1-1	1-0
Atlanta	3	1	0	.750	76	52	2007	2-0	1-1
Baltimore	9	7	0	.563	368	328	2008	5-2	4-5
Buffalo	5	5	0	.500	206	194	2010	2-3	3-2
Carolina	3	1	0	.750	106	64	2007	2-0	1-1
Chicago	2	3	0	.400	96	112	2008	1-1	1-2
Cincinnati	11	6	0	.647	393	281	2008	7-1	4-5
Cleveland	9	4	0	.692	297	198	2010	4-3	5-1
Dallas	3	2	0	.600	123	98	2010	1-0	2-2
Denver	5	3	0	.625	159	166	2010	3-1	2-2
Detroit	3	1	0	.750	98	97	2008	2-0	1-1
Green Bay	2	2	0	.500	83	93	2008	1-2	1-0
Houston	9	9	0	.500	386	397	2010	6-3	3-6
Indianapolis	5	15	0	.250	424	520	2010	3-7	2-8
Kansas City	6	3	0	.667	207	193	2010	4-1	2-2
Miami	2	2	0	.500	72	69	2009	1-2	1-0
Minnesota	1	3	0	.250	71	110	2008	0-1	1-2
New England	0	5	0	.000	86	140	2009	0-2	0-3
New Orleans	2	2	0	.500	98	100	2007	2-0	0-2
New York Giants	2	3	0	.400	128	99	2010	2-0	0-3
New York Jets	6	2	0	.750	176	108	2009	3-0	3-2
Oakland	4	1	0	.800	123	74	2010	2-0	2-1
Philadelphia	3	1	0	.750	82	80	2010	2-1	1-0
Pittsburgh	11	9	0	.550	370	341	2008	7-4	4-5
St. Louis	1	2	0	.333	58	61	2009	1-0	0-2
San Diego	2	2	0	.500	85	110	2010	2-0	0-2
San Francisco	2	1	0	.667	54	32	2009	2-0	0-1
Seattle	2	4	0	.333	112	167	2009	2-2	0-2
Tampa Bay	3	1	0	.750	86	74	2007	2-0	1-1
Tennessee	14	18	0	.438	587	626	2010	6-10	8-8
Washington	1	4	0	.200	101	122	2010	1-2	0-2
Totals	133	123	0	.520	5,396	5,164	---	79-49	54-74



OVERTIME GAMES

LOCATION	W	L	T	WON TOSS	LOST TOSS
HOME	3	1	0	4	0
ROAD	4	3	0	2	5
TOTALS	7	4	0	6	5

September 22, 1996 — at New England 28, Jacksonville 25

After spotting New England a 22-0 lead, the Jaguars rallied in the second half, scoring three touchdowns on 51-, 41- and 61-yard completions from Mark Brunell and a Mike Hollis field goal, to tie the score at 25-25. The Patriots had the only possession in overtime and won on a 40-yard field goal by Adam Vinatieri.

November 24, 1996 — Jacksonville 28, at Baltimore 25

The Ravens led 25-10 going into the fourth quarter. After a touchdown pass from Mark Brunell to Pete Mitchell, the defense recovered a fumble at the Ravens' 19-yard line. Brunell found Willie Jackson six plays later, and Brunell ran in for the two-point conversion to tie the game at 25-25 with 1:24 remaining. The Jaguars won the toss, but were forced to punt. The Ravens fumbled, and Jacksonville drove down the field, with Mike Hollis winning the game with a 34-yard field goal.

October 26, 1997 — at Pittsburgh 23, Jacksonville 17

The Jaguars took a 10-0 lead into the second half, but Pittsburgh came back to take a 14-10 fourth-quarter lead. After a Mark Brunell TD pass to Pete Mitchell, the Jaguars took a 17-14 lead. The Steelers scored on a 19-yard field goal at the end of the fourth quarter to tie the game 17-17. The Steelers won the toss and scored on a 17-yard shovel pass from Kordell Stewart to Jerome Bettis.

October 29, 2000 — Jacksonville 23, at Dallas 17

The Jaguars ended a five-game losing streak with a 23-17 overtime road victory over the Cowboys, with Alvis Whitted scoring on a 37-yard pass from Mark Brunell on the first series of overtime for his second touchdown of the game. Brunell threw for three TDs and tied a team record for passing accuracy, as he completed 20 of 24 passes. Kyle Brady caught 10 of those passes for 134 yards, as he eclipsed the 100-yard mark for the second straight week.

November 14, 2004 — at Jacksonville 23, Detroit 17

The Jaguars continued their dramatic play with a 23-17 overtime win over the Detroit Lions at ALLTEL Stadium. David Garrard started his first game since 2002 in place of injured Byron Leftwich and led the team with 198 yards passing and two touchdowns. Jimmy Smith caught the game-winning 36-yard touchdown pass from Garrard in overtime. The Lions erased a 17-3 fourth-quarter lead with two Eddie Drummond touchdown returns.

September 25, 2005 — Jacksonville 26, at New York Jets 20

The Jaguars defeated the New York Jets 26-20 on a game-winning 36-yard touchdown pass from Byron Leftwich to Jimmy Smith at the Meadowlands. Both teams began the overtime with interceptions and after forcing the Jets to punt on their third drive, Leftwich threw 36 yards for the game-winner.

October 16, 2005 — Jacksonville 23, at Pittsburgh 17

The Jaguars defeated the Steelers 23-17 in Pittsburgh on a dramatic 41-yard interception return for a touchdown by Rashean Mathis in overtime. The Steelers won the toss and Quincy Morgan returned the kickoff 74 yards. On third down Maddox fumbled the snap and Reggie Hayward recovered the ball. The Jaguars stalled on offense and Chris Hanson recorded his team record-tying ninth punt of the game. Two plays later Mathis ended the game with his interception.

October 1, 2006 — at Washington 36, Jacksonville 30

Jacksonville erased a 10-point deficit in the fourth quarter to force overtime, but Washington scored on the opening possession of the extra period on a 68-yard touchdown reception by Santana Moss from Mark Brunell to claim a 36-30 win at FedExField.

September 28, 2008 — at Jacksonville 30, Houston 27

The Jaguars and Texans both scored 10 points in the fourth quarter to force overtime, but the Jaguars won the toss and David Garrard drove the Jaguars 51 yards in six plays and Josh Scobee connected on a 37-yard field goal for the game winner.

October 18, 2009 — at Jacksonville 23, St. Louis 20

The Jaguars won the toss in overtime and never gave the football up in a 23-20 victory over the Rams. Starting from the 20-yard line, David Garrard engineered a 13 play, 62-yard drive, which included a mixture of passes and runs to set up the 36-yard game-winning field goal by Josh Scobee.

December 26, 2010 — Washington 20, at Jacksonville 17

The Jaguars got the ball first, but they began at their own 11 following a miscue on the kickoff return. On third down David Garrard's pass was intercepted by Kevin Barnes at Jacksonville's 22, and three plays later Graham Gano hit the game-winner from 31 yards

JAGUARS IN PRIME TIME

SUNDAY NIGHT (5-6)

9/24/95 vs. Green Bay (TNT)	L	14-24
12/15/96 vs. Seattle (ESPN)	W	20-13
12/20/98 at Minnesota (ESPN)	L	10-50
11/21/99 vs. New Orleans (ESPN)	W	41-23
10/8/00 vs. Baltimore (ESPN)	L	10-15
11/19/00 at Pittsburgh (ESPN)	W	34-24
11/3/02 at New York Giants (ESPN)	L	17-24
11/30/03 vs. Tampa Bay (ESPN)	W	17-10
12/5/04 vs. Pittsburgh (ESPN)	L	16-17
10/9/05 vs. Cincinnati (ESPN)	W	23-20
10/5/08 vs. Pittsburgh (NBC)	L	21-26

THURSDAY NIGHT (1-3)

12/2/99 vs. Pittsburgh (ESPN)	W	20-6
10/18/01 vs. Buffalo (ESPN)	L	10-13
12/18/08 vs. Indianapolis (NFL Network)	L	24-31

12/17/09 vs. Indianapolis (NFL Network)

L 31-35

MONDAY NIGHT (7-6)

9/22/97 vs. Pittsburgh (ABC)	W	30-21
10/12/98 vs. Miami (ABC)	W	28-21
12/28/98 vs. Pittsburgh (ABC)	W	21-3
10/11/99 at New York Jets (ABC)	W	16-6
12/13/99 vs. Denver (ABC)	W	27-24
9/25/00 at Indianapolis (ABC)	L	14-43
10/16/00 at Tennessee (ABC)	L	13-27
12/3/01 vs. Green Bay (ABC)	L	21-28
9/18/06 vs. Pittsburgh (ESPN)	W	9-0
11/20/06 vs. New York Giants (ESPN)	W	26-10
10/22/07 vs. Indianapolis (ESPN)	L	7-29
12/1/08 at Houston (ESPN)	L	17-30
10/18/10 vs. Tennessee (ESPN)	L	3-30



LOCATION	W	L	T	NETWORK	W	L	T	NETWORK	W	L	T
HOME	11	10	0	TNT	0	1	0	NBC	0	1	0
ROAD	2	5	0	ESPN	8	8	0	NFL NETWORK	0	2	0
TOTALS	13	15	0	ABC	5	3	0				

VS. AFC CENTRAL

VS. AFC SOUTH

YEAR	BAL	CIN	CLE	HOU	TEN	PIT	TOTAL	YEAR	HOU	IND	TEN	TOTAL
1995	—	0-2	2-0	1-1	—	1-1	4-4	2002	1-1	0-2	0-2	1-5
1996	2-0	1-1	—	1-1	—	1-1	5-3	2003	1-1	1-1	0-2	2-4
1997	2-0	1-1	—	—	2-0	1-1	6-2	2004	0-2	1-1	1-1	2-4
1998	2-0	2-0	—	—	1-1	1-1	6-2	2005	2-0	0-2	2-0	4-2
1999	2-0	2-0	2-0	—	0-2	2-0	8-2	2006	0-2	1-1	1-1	2-4
2000	0-2	1-1	2-0	—	1-1	1-1	5-5	2007	1-1	0-2	1-1	2-4
2001	0-2	2-0	1-1	—	1-1	1-1	5-5	2008	1-1	1-1	0-2	2-4
TOTALS	8-4	9-5	7-1	2-2	5-5	8-6	39-23	2009	2-0	0-2	1-1	3-3
								2010	1-1	1-1	1-1	3-3
								TOTALS	9-9	5-13	7-11	21-33

HOME/AWAY RECORDS

YEAR	HOME			AWAY			YEAR	HOME			AWAY		
	W	L	T	W	L	T		W	L	T	W	L	T
1995	2	6	0	2	6	0	2004	4	4	0	5	3	0
1996	7	1	0	2	6	0	2005	6	2	0	6	2	0
1997	7	1	0	4	4	0	2006	6	2	0	2	6	0
1998	7	1	0	4	4	0	2007	6	2	0	5	3	0
1999	7	1	0	7	1	0	2008	2	6	0	3	5	0
2000	4	4	0	3	5	0	2009	5	3	0	2	6	0
2001	3	5	0	3	5	0	2010	5	3	0	3	5	0
2002	3	5	0	3	5	0	TOTALS	79	49	0	54	74	0
2003	5	3	0	0	8	0							

YEAR-BY-YEAR STATISTICS

YEAR	TOTAL PLAYS	FIRST DOWNS	— OFFENSE —		TOTAL YARDS	TOTAL POINTS	NFL RANK T-R-P
			RUSH YARDS	PASSING YARDS			
1995	962	283	1,705	2,790	4,495	275	28-17-27
1996	1,038	325	1,650	4,110	5,760	325	2-17-1
1997	998	308	1,720	3,704	5,424	394	7-18-4
1998	989	287	2,102	3,112	5,214	392	10-5-20
1999	1,085	331	2,091	3,495	5,586	396	7-1-12
2000	1,080	318	2,032	3,658	5,690	367	7-10-9
2001	969	289	1,600	3,240	4,840	294	20-26-18
2002	959	275	2,089	2,762	4,851	328	25-10-28
2003	1,024	305	2,073	3,285	5,358	276	12-8-15
2004	991	279	1,850	3,159	5,009	261	21-16-19
2005	1,021	301	1,959	3,190	5,149	361	15T-10-19
2006	989	293	2,541	2,882	5,423	371	10-3-24
2007	1,022	328	2,391	3,328	5,719	411	7-2-17
2008	1,005	312	1,774	3,332	5,106	302	20-18-15
2009	1,010	300	2,029	3,356	5,385	290	18-10-19
2010	1,019	330	2,395	3,065	5,460	353	15-3-27

YEAR	TOTAL PLAYS	FIRST DOWNS	— DEFENSE —		TOTAL YARDS	TOTAL POINTS	NFL RANK T-R-P
			RUSH YARDS	PASSING YARDS			
1995	1,030	320	2,003	3,512	5,515	404	21-24-17
1996	993	316	1,781	3,314	5,095	335	16-19-16
1997	1,035	318	1,734	3,504	5,238	318	23-13-24
1998	1,057	309	2,000	3,559	5,559	338	25-22-23
1999	951	248	1,444	2,890	4,334	217	4-6-3
2000	934	252	1,685	3,160	4,845	327	12-11-14
2001	1,056	300	1,611	3,459	5,070	286	16-10-22
2002	1,042	324	2,071	3,264	5,335	315	20-25-14
2003	976	276	1,406	3,251	4,657	331	6-2-18
2004	972	290	1,777	3,357	5,134	280	11-11-16
2005	963	273	1,709	2,946	4,655	269	6-14-7
2006	978	259	1,460	3,078	4,538	274	2-4-10
2007	970	286	1,605	3,416	5,021	304	12-11-15
2008	922	289	1,709	3,586	5,295	367	17-13T-24
2009	982	307	1,863	3,774	5,637	380	23-19-27
2010	948	316	1,945	4,004	5,949	419	28-22-28

(Boldface denotes team record)



JAGUARS ALL-TIME TRADES

— 1995 —

Apr. 22 Jaguars' 3rd (66) and 5th (170)-round selections to Green Bay for QB Mark Brunell. Green Bay selected RB William Henderson and RB Travis Jervey.

Apr. 22 Jaguars' 1st (31) supplemental, 3rd (97) supplemental, 4th (134) supplemental, and 1996 4th (113)-round supplemental selections to Kansas City for Kansas City's 1st (19, RB James Stewart)-round selection. Kansas City selected OT Trezelle Jenkins, LB Troy Dumas and QB Steve Stenstrom.

Apr. 23 Jaguars' 2nd (33)-round selection to New York Jets for Jets' 2nd (40, OL Brian DeMarco) and 3rd (71, DB Chris Hudson)-round selections. The Jets selected OT Matt O'Dwyer.

Apr. 23 Jaguars' 5th (136)-round selection and a 1996 6th (186)-round selection to Cleveland for Cleveland's 4th (123, DT Mike Thompson)-round selection. Cleveland selected DT Tau Pupua with pick 136, and as Baltimore selected WR James Roe with 1996 pick 186.

Apr. 23 Jaguars' 6th (208) supplemental, 7th (210) and 7th (248) supplemental selections to Philadelphia for Philadelphia's 5th (169, RB Ryan Christophers) and 7th (219, WR Curtis Marsh)-round selections. Philadelphia selected RB Fred McCrary, RB Kevin Bouie, and OT Howard Smothers.

— 1996 —

Apr. 20 Jaguars' 3rd (79), 4th (113), 5th (134) and 5th (150)-round selections to Miami for Miami's 2nd (60, C Michael Cheever) and 4th (99)-round selections.

Apr. 21 Jaguars traded Miami's 4th (99)-round selection to Seattle for Seattle's 4th (110, WR Reggie Barlow) and 5th (146, OT Jimmy Herndon)-round selections.

May 31 DB Corey Raymond to Detroit for TE Ty Hallock.

Aug. 26 Jaguars' 2007 7th (211)-round selection to Pittsburgh for TE Craig Keith. Pittsburgh traded pick to Kansas City, who selected C Ben Lynch.

Aug. 27 WR Mike Williams to Miami for TE Pete Mitchell.

— 1997 —

Aug. 24 DE Paul Frase to Green Bay for Green Bay's 1998 6th (182, RB Kevin McLeod)-round selection.

Aug. 24 OT Jimmy Herndon to Chicago for Chicago's 1998 7th (192, WR Alvis Whitted)-round selection.

— 1998 —

Feb. 13 QB Rob Johnson to Buffalo for Buffalo's 1st (9, RB Fred Taylor) and 4th (101, RB Tavian Banks)-round selections.

— 1999 —

Apr. 18 Jaguars' 6th (195) and 7th (233)-round selections to Tampa Bay for Tampa Bay's 6th (182, DT Emarlos Leroy)-round selection. Tampa Bay selected RB Lamarr Green and RB Autry Denson.

Sept. 5 DB Cordell Taylor to Seattle for a 2000 condi-

tional selection.

Oct. 19 Jaguars' 2001 6th (174)-round selection to Tampa Bay for DE Regan Upshaw. Tampa Bay selected RB Jameel Cook.

— 2000 —

Aug. 16 Jaguars' 2001 4th (108)-round selection to Kansas City for G Brendan Stai.

— 2001 —

Apr. 22 Jaguars' 2002 5th (144)-round selection to New England for New England's 6th (170, G Chad Ward)-round selection. New England traded the pick to Denver, who selected WR Herb Haygood.

— 2002 —

Apr. 20 Jaguars' 3rd (76)-round selection to Cleveland for LB Wali Rainer and Cleveland's 3rd (79)-round selection. Cleveland selected C Melvin Fowler.

Apr. 20 Jaguars traded Cleveland's 3rd (79)-round selection to Washington for Oakland's 3rd (89, LB Akin Ayodele)-round selection and Washington's 4th (118, TE Chris Luzar)-round selection. Washington selected DB Rashad Bauman.

June 20 Jaguars' 2003 7th (222)-round selection to Seattle for DB Ike Charlton. Seattle selected PK Josh Brown.

— 2003 —

Apr. 27 Jaguars' 5th (143)-round selection to Chicago for Chicago's 6th (176, DE Brandon Green), New England's 6th (193, OT Marques Ogden) and Chicago's 7th (218, RB Malaefou Mackenzie)-round selections. Chicago selected WR Justin Gage.

Aug. 26 Jaguars traded a 2004 conditional selection to Baltimore for DB Anthony Mitchell.

— 2004 —

Mar. 3 QB Mark Brunell to Washington for Washington's 3rd (72)-round selection. Jacksonville later traded pick to Green Bay who selected DT Donnell Washington.

Apr. 8 DB Jason Craft to New Orleans for New Orleans' 5th (150, DB Chris Thompson)-round selection.

Apr. 24 Jaguars' 3rd (70)-round and 4th (102)-round selections to Green Bay for Green Bay's 2nd (55, RB Greg Jones)-round selection. Green Bay selected DB Joey Thomas and traded pick 102 to Miami who selected DB Will Poole.

Apr. 24 Jaguars traded Washington's 3rd (72)-round selection to Green Bay for Green Bay's 3rd (86, LB Jorge Cordova) and 4th (118, DT Anthony Maddox)-round selections. Green Bay selected DT Donnell Washington.

Apr. 25 WR Kevin Johnson to Baltimore for Baltimore's 4th (120, WR Ernest Wilford)-round selection.

Apr. 25 Jaguars' 6th (175) and 7th (210)-round selections to Houston for Tennessee's 5th (159, OT Sean



Bubin)-round selection. Houston selected DB Jammal Lord and LB Raheem Orr.

— 2005 —

Apr. 24 Jaguars' 4th (123)-round selection to New York Jets for Jets' 4th (127, RB Alvin Pearman) and Dallas' 6th (185, WR Chad Owens)-round selections. Jets selected DB Kerry Rhodes.

Aug. 26 PK Seth Marler to Dallas for a 2006 6th (187, KR Chad Owens)-round selection.

Oct. 6 Jaguars' 2006 7th (236)-round selection to San Francisco for LB Jamie Winborn.

— 2006 —

Apr. 29 Jaguars' 3rd (92) and 4th (125)-round selections to Dallas for Dallas' 3rd (80, LB Clint Ingram)-round selection. Dallas selected DE Jason Hatcher and KR Skyler Green.

Apr. 30 Jaguars 6th (198)-round selection to San Francisco for San Francisco's 7th (213, DE James Wyche) and Jacksonville's 7th (236, CB Dee Webb)-round selections. San Francisco selected DE Melvin Oliver.

— 2007 —

Apr. 28 Jaguars' 1st (17)-round selection to Denver for Denver's 1st (21, S Reggie Nelson), 3rd (86) and 6th (198)-round selections. Denver selected DE Jarvis Moss. Jaguars later traded pick 86 to Baltimore and 98 to Atlanta.

Apr. 28 Jaguars traded Denver's 3rd (86)-round selection to Baltimore for Detroit's 4th (101, P Adam Podlesh) and Baltimore's 5th (166, DT Derek Landri) and 6th (203)-round selections. Baltimore selected OT Marshall Yanda. Jacksonville later traded pick 203 to Atlanta.

Apr. 29 Jaguars' 6th (194)-round selection and Denver's 6th (198)-round selection and Baltimore's 6th (203)-round selection to Atlanta for Atlanta's 5th (149, G Uche Nwaneri)-round selection. Atlanta selected DB David Irons with pick 194, C Doug Datish with 198 and DB Daren Stone with 203.

Sept. 1 RB Alvin Pearman and a 2008 7th (233)-round selection to Seattle for a 2008 5th (158)-round selection. Seattle selected RB Justin Forsett. Pick 158 later traded through Tampa Bay to Chicago who selected TE Kellen Davis.

— 2008 —

Feb. 29 Jaguars' 6th (193)-round selection to Minnesota for WR Troy Williamson. Minnesota selected WR Jaymar Johnson.

Mar. 1 DT Marcus Stroud to Buffalo for Baltimore's 3rd (71) and Chicago's 5th (143)-round selections. Buffalo later traded pick 71 back to Baltimore and pick 143 was traded to Dallas through Chicago.

Apr. 26 Jaguars' 1st (26), Baltimore's 3rd (71), and Jaguars' 3rd (89) and 4th (125)-round selections to Baltimore for Baltimore's 1st (8, DE Derrick Harvey)-round

selection. Baltimore selected LB Tavares Gooden with pick 71 and traded picks 26, 89 and 173 to Houston for Houston's 1st (18)-round selection with which Baltimore selected QB Joe Flacco. Baltimore traded pick 125 to Oakland.

Apr. 26 Jaguars' 2nd (58), Seattle's 5th (158) and Jaguars' 2009 7th (217)-round selections to Tampa Bay for Tampa Bay's 2nd (52, DE Quentin Groves)-round selection. Tampa Bay selected WR Dexter Jackson with pick 58 and DB E.J. Biggers with 2009 pick 217, and traded pick 158 to Chicago.

Apr. 27 Jaguars traded Chicago's 5th (143)-round selection to Dallas for Cleveland's 5th (155, LB Thomas Williams) and Oakland's 7th (213, RB Chauncey Washington)-round selections. Dallas selected DB Orlando Scandrick.

— 2009 —

Apr. 9 DT Tony McDaniel to Miami for Miami's 7th (232)-round selection. Jaguars later traded pick 232 to New England.

Apr. 26 Jaguars traded Miami's 7th (232)-round selection and Jacksonville's 2010 2nd (44)-round selection to New England for Green Bay's 3rd (73, CB Derek Cox)-round selection. New England selected WR Julian Edelman with pick 232.

June 30 WR Dennis Northcutt to Detroit for S Gerald Alexander.

Sept. 6 Jaguars' 2010 7th (217)-round selection to Tampa Bay for QB Luke McCown.

— 2010 —

Apr. 23 DE Quentin Groves to Oakland for Dallas' 5th (158)-round selection. Jaguars later traded that selection to New Orleans for 2011 4th (121)-round selection.

Apr. 23 Jaguars' 4th (108)-round selection to Oakland for LB Kirk Morrison and New England's 5th (153, DE Austen Lane)-round selection. Oakland selected WR Jacoby Ford.

Apr. 23 Jaguars' 4th (108)-round selection to Oakland for LB Kirk Morrison and New England's 5th (153, DE Austen Lane)-round selection. Oakland selected WR Jacoby Ford.

May 25 Jaguars' 2011 7th (218)-round selection to Miami for G Justin Smiley. Miami later traded selection to Green Bay which selected TE Ryan Taylor.

— 2011 —

Apr. 28 Jaguars' 1st (16) and 2nd (49)-round selections to Washington for Washington's 1st (10, QB Blaine Gabbert)-round selection. Washington selected DE Ryan Kerrigan with selection 16 and traded pick 49 to Indianapolis, who selected G Ben Ijalana.

Apr. 29 Jaguars' 3rd (80) and 6th (182)-round selections to San Francisco for San Francisco's 3rd (76, G Will Rackley)-round selection. San Francisco selected S Chris Culliver and WR Ronald Johnson.

**JAGUARS ALL-TIME DRAFT CHOICES****1995 EXPANSION DRAFT***(February 15, 1995; alternated choices with Carolina)*

(Draft round, position, player, former team) 1. QB Steve Beuerlein, Arizona; 2. CB Corey Raymond, N.Y. Giants; 3. OT Jeff Novak, Miami; 4. DE John Duff, L.A. Raiders; 5. LB Keith Goganious, Buffalo; 6. LB Mark Williams, Green Bay; 7. CB Al Jackson, Philadelphia; 8. C/OG Mark Tucker, Arizona; 9. DT Paul Frase, N.Y. Jets; 10. G Tom Myslinski, Chicago; 11. WR Willie Jackson, Dallas; 12. DB Othello Henderson, New Orleans; 13. LB Santo Stephens, Cincinnati; 14. DB Darren Carrington, San Diego; 15. DB Michael Davis, Houston; 16. DB Dave Thomas, Dallas; 17. RB Mazio Royster, Tampa Bay; 18. FB Le'Shai Maston, Houston; 19. WR Charles Davenport, Pittsburgh; 20. S Monty Grow, Kansas City; 21. RB Marcus Wilson, Green Bay; 22. LB Brant Boyer, Miami; 23. S Harry Colon, Detroit; 24. TE Derek Brown, N.Y. Giants; 25. LB James Williams, New Orleans; 26. G Eugene Chung, New England; 27. RB Reggie Cobb, Green Bay; 28. WR Desmond Howard, Washington; 29. WR Kelvin Martin, Seattle; 30. WR Cedric Tillman, Denver; 31. DB Rogerick Green, Tampa Bay

DRAFT HISTORY**1995***(drafted alternately 2-1)*

RD	PLAYER	POS	COLLEGE	PICK
1a	Tony Boselli	OT	Southern Cal.	2
1b	James Stewart	RB	Tennessee	19
2a	Brian DeMarco	OT	Michigan St.	40
2b	Bryan Schwartz	MLB	Augustana (S.D.)	64
3	Chris Hudson	S	Colorado	71
4a	Rob Johnson	QB	Southern Cal.	99
4b	Mike Thompson	DT	Wisconsin	123
5	Ryan Christopherson	FB	Wyoming	169
6	Marcus Price	OT	Louisiana St.	172
7	Curtis Marsh	WR	Utah	219

1996*(drafted alternately 2-3)*

RD	PLAYER	POS	COLLEGE	PICK
1	Kevin Hardy	LB	Illinois	2
2a	Tony Brackens	DE	Texas	33
2b	Michael Cheever	C	Georgia Tech	60
3	Aaron Beasley	CB	West Virginia	63
4	Reggie Barlow	WR	Alabama St.	110
5	Jimmy Herndon	OT	Houston	146
6a	John Fisher	SS	Missouri Western	170
6b	Chris Doering	WR	Florida	185
7a	Clarence Jones	WR	Tennessee St.	227
7b	Gregory Spann	WR	Jackson St.	228

1997*(drafted alternately 21-20-19-18-17)*

RD	PLAYER	POS	COLLEGE	PICK
1	Renaldo Wynn	DT	Notre Dame	21
2	Mike Logan	S	West Virginia	50
3	James Hamilton	LB	North Carolina	79
4	Seth Payne	DT	Cornell	114
5	Damon Jones	TE	Southern Illinois	147
6	Daimon Shelton	FB	Sacramento St.	184
7	Jon Hesse	LB	Nebraska	221

1998*(drafted alternately 25-26)*

RD	PLAYER	POS	COLLEGE	PICK
1a	Fred Taylor	RB	Florida	9
1b	Donovin Darius	S	Syracuse	25
2	Cordell Taylor	CB	Hampton	57
3	Jonathan Quinn	QB	Mid. Tennessee	86
4a	Tavian Banks	RB	Iowa	101
4b	Harry Deligianis	DT	Youngstown St.	118
5	John Wade	C	Marshall	148
6a	Lamanzer Williams	DE	Minnesota	179
6b	Kevin McLeod	FB	Auburn	182
7a	Alvis Whitted	WR	N. Carolina St.	192
7b	Brandon Tolbert	OLB	Georgia	214

1999*(drafted alternately 26-25)*

RD	PLAYER	POS	COLLEGE	PICK
1	Fernando Bryant	CB	Alabama	26
2	Larry Smith	DT	Florida State	56
3	Anthony Cesario	G	Colorado St.	88
4	Kevin Landolt	DT	West Virginia	121
5	Jason Craft	CB	Colorado St.	160
6	Emarlos Leroy	DT	Georgia	182
7a	Dee Moronkola	CB	Washington St.	242
7b	Chris White	DE	Southern	246

2000*(drafted 29th)*

RD	PLAYER	POS	COLLEGE	PICK
1	R. Jay Soward	WR	Southern Cal.	29
2	Brad Meester	G/C	Northern Iowa	60
3	T.J. Slaughter	MLB	Southern Miss.	92
4	Joe Chustz	OT	Louisiana Tech	123
5	Kiwauke Thomas	CB	Ga. Southern	159
6	Emanuel Smith	WR	Arkansas	196
7a	Erik Olson	S	Colorado St.	236
7b	Rob Meier	DE	Washington St.	241
7c	Shyrone Stith	RB	Virginia Tech	243
7d	Danny Clark	LB	Illinois	245
7e	Mark Baniewicz	OT	Syracuse	247

2001*(drafted alternately 13-11-12)*

RD	PLAYER	POS	COLLEGE	PICK
1	Marcus Stroud	DT	Georgia	13
2	Maurice Williams	OT	Michigan	43
3a	Eric Westmoreland	LB	Tennessee	73
3b	James Boyd	S	Penn State	94
5	David Leaverton	P	Tennessee	142
6	Chad Ward	G	Washington	170
7a	Anthony Denman	LB	Notre Dame	213
7b	Marlon McCree	S	Kentucky	233
7c	Richmond Flowers	WR	Tenn.-Chatt.	235
7d	Randy Chevrier	LS/DT	McGill (Quebec, Canada)	241

2002*(drafted alternately 9-8-11-10)*

RD	PLAYER	POS	COLLEGE	PICK
1	John Henderson	DT	Tennessee	9
2	Mike Pearson	OT	Florida	40
3	Akin Ayodele	LB	Purdue	89



4a	David Garrard	QB	East Carolina	108
4b	Chris Luzar	TE	Virginia	118
6	Clenton Ballard	DT	SW Texas St.	180
7a	Kendall Newson	WR	Middle Tenn. St.	222
7b	Steve Smith	CB	Oregon	247
7c	Hayden Epstein	PK	Michigan	248

2003*(drafted alternately 8-7)*

RD	PLAYER	POS	COLLEGE	PICK
1	Byron Leftwich	QB	Marshall	7
2	Rashean Mathis	DB	Beth.-Cookman	39
3	Vince Manuwai	G	Hawaii	72
4a	George Wrihster	TE	Oregon	104
4b	LaBrandon Toefield	RB	Louisiana St.	132
6a	Brandon Green	DE	Rice	176
6b	David Young	S	Ga. Southern	179
6c	Marques Ogden	OT	Howard	193
7	Malafeou MacKenzie	FB	Southern Cal.	218

2004*(drafted alternately 9-8-7-6)*

RD	PLAYER	POS	COLLEGE	PICK
1	Reggie Williams	WR	Washington	9
2a	Daryl Smith	LB	Georgia Tech	39
2b	Greg Jones	RB	Florida State	55
3	Jorge Cordova	LB	Nevada	86
4a	Anthony Maddox	DT	Delta State	118
4b	Ernest Wilford	WR	Virginia Tech	120
5a	Josh Scobee	PK	Louisiana Tech	137
5b	Chris Thompson	CB	Nicholls State	150
5c	Sean Bubin	OT	Illinois	159
7	Bobby McCray	DE	Florida	249

2005*(drafted alternately 21-20-23-22)*

RD	PLAYER	POS	COLLEGE	PICK
1	Matt Jones	WR	Arkansas	21
2	Khalif Barnes	OT	Washington	52
3	Scott Starks	CB	Wisconsin	87
4	Alvin Pearman	RB	Virginia	127
5	Gerald Sensabaugh	S	North Carolina	157
6a	Chad Owens	WR	Hawaii	185
6b	Pat Thomas	LB	N. Carolina St.	194
7	Chris Roberson	CB	East. Michigan	237

2006*(drafted 28th)*

RD	PLAYER	POS	COLLEGE	PICK
1	Marcedes Lewis	TE	UCLA	28
2	Maurice Jones-Drew	RB/KR	UCLA	60
3	Clint Ingram	LB	Oklahoma	80
5	Brent Hawkins	LB	Illinois State	160
7a	James Wyche	DE	Syracuse	213
7b	Dee Webb	CB	Florida	236

2007*(drafted alternately 17-16-15-14-13-20-19)*

RD	PLAYER	POS	COLLEGE	PICK
1	Reggie Nelson	FS	Florida	21
2	Justin Durant	LB	Hampton	48
3	Mike Sims-Walker	WR	Central Florida	79
4a	Adam Podlesh	P	Maryland	101
4b	Brian Smith	DE	Missouri	113
5a	Uche Nwaneri	G	Purdue	149
5b	Josh Gattis	S	Wake Forest	150
5c	Derek Landri	DT	Notre Dame	166
7a	John Broussard	WR	San Jose St.	229
7b	Chad Nkang	LB	Elon	251
7c	Andrew Carnahan	OT	Arizona State	252

2008*(drafted 26th)*

RD	PLAYER	POS	COLLEGE	PICK
1	Derrick Harvey	DE	Florida	8
2	Quentin Groves	DE	Auburn	52
5a	Thomas Williams	LB	Southern Cal.	155
5a	Trae Williams	DB	South Florida	159
7	Chauncey Washington	RB	Southern Cal.	213

2009*(drafted alternately 8-7)*

RD	PLAYER	POS	COLLEGE	PICK
1	Eugene Monroe	OT	Virginia	8
2	Eben Britton	OT	Arizona	39
3a	Terrance Knighton	DT	Temple	72
3b	Derek Cox	CB	William & Mary	73
4	Mike Thomas	WR	Arizona	107
5	Jarett Dillard	WR	Rice	144
6	Zach Miller	TE	Nebraska-Omaha	180
7a	Rashad Jennings	RB	Liberty	250
7b	Tiquan Underwood	WR	Rutgers	253

2010*(drafted alternately 10-12-11)*

RD	PLAYER	POS	COLLEGE	PICK
1	Tyson Alualu	DT	California	10
3	D'Anthony Smith	DT	Louisiana Tech	74
5a	Larry Hart	DE	Central Arkansas	143
5b	Austen Lane	DE	Murray State	153
6a	Deji Karim	RB/KR	Southern Illinois	180
6b	Scotty McGee	RS/CB	James Madison	203

2011*(drafted alternately 16-17)*

RD	PLAYER	POS	COLLEGE	PICK
1	Blaine Gabbert	QB	Missouri	10
3	Will Rackley	G/C	Lehigh	76
4a	Cecil Shorts III	WR/RS	Mount Union	114
4a	Chris Pronski	S	Wyoming	121
5	Rod Issac	CB	Middle Tenn. State	147



UNRESTRICTED FREE AGENT HISTORY

1995

PLAYERS SIGNED (12)

PLAYER	POS	DATE SIGNED (TEAM)
Shawn Bouwens	G	Feb. 28 (Detroit)
Don Davey	DT	Feb. 28 (Green Bay)
Joel Smeenge	DE	Feb. 28 (New Orleans)
Vinnie Clark	CB	Mar. 3 (New Orleans)
Bryan Barker	P	Mar. 7 (Philadelphia)
Kelvin Pritchett	DT	Mar. 11 (Detroit)
Jeff Lageman	DE	Mar. 14 (N.Y. Jets)
Mickey Washington	CB	Mar. 14 (Buffalo)
Dave Widell	C	Mar. 15 (Denver)
Mike Dumas	S	Apr. 24 (Buffalo)
Mike Williams	WR	May 4 (Miami)
Ernest Givins	WR	Jun. 2 (Houston)

1996

PLAYERS SIGNED (5)

PLAYER	POS	DATE SIGNED (TEAM)
Leon Searcy	OT	Feb. 18 (Pittsburgh)
Eddie Robinson	LB	Mar. 1 (Houston)
Keenan McCardell	WR	Mar. 2 (Baltimore)
Todd Philcox	QB	Apr. 11 (Tampa Bay)
John Jurkovic	DT	Apr. 13 (Green Bay)

PLAYERS LOST (5)

PLAYER	POS	DATE SIGNED (TEAM)
Eugene Chung	G	Mar. 20 (San Francisco)
Steve Beuerlein	QB	Apr. 3 (Carolina)
Darren Carrington	S	Apr. 22 (Oakland)
Desmond Howard	WR	Jul. 12 (Green Bay)
Tom Myslinski	G	Apr. 24 (Pittsburgh)

1997

PLAYERS SIGNED (1)

PLAYER	POS	DATE SIGNED (TEAM)
Deon Figures	CB	Mar. 5 (Pittsburgh)

PLAYERS LOST (1)

PLAYER	POS	DATE SIGNED (TEAM)
Ernie Logan	DE	Mar. 20 (N.Y. Jets)

1998

PLAYERS SIGNED (2)

PLAYER	POS	DATE SIGNED (TEAM)
Bryce Paup	LB	Feb. 16 (Buffalo)
Quentin Neujahr*	C	Mar. 3 (Baltimore)

* Restricted free agent

PLAYERS LOST (6)

PLAYER	POS	DATE SIGNED (TEAM)
Ty Hallock	FB	Feb. 16 (Chicago)
Natrone Means	RB	Mar. 6 (San Diego)
Derek Brown	TE	May 13 (Oakland)
Dave Widell	C	May 13 (Atlanta)
Esera Tuaolo	DT	May 14 (Atlanta)
Randy Jordan	RB	Jun. 2 (Oakland)

1999

PLAYERS SIGNED (3)

PLAYER	POS	DATE SIGNED (TEAM)
Gary Walker	DT	Feb. 12 (Tennessee)
Carnell Lake	S	Feb. 13 (Pittsburgh)
Kyle Brady*	TE	Feb. 16 (N.Y. Jets)

* Transition player

PLAYERS LOST (9)

PLAYER	POS	DATE SIGNED (TEAM)
Zack Crockett	FB	Mar. 16 (Oakland)
Travis Davis	S	Apr. 19 (Pittsburgh)
Brian DeMarco	G/OT	Apr. 2 (Cincinnati)
Chris Hudson	S	Apr. 22 (Chicago)
John Jurkovic	DT	Mar. 26 (Cleveland)
Pete Mitchell	TE	Mar. 24 (N.Y. Giants)
Kelvin Pritchett	DT	Apr. 27 (Detroit)
Troy Sadowski	TE	Apr. 21 (Washington)
Fernando Smith	DE	Mar. 19 (Baltimore)

2000

PLAYERS SIGNED (2)

PLAYER	POS	DATE SIGNED (TEAM)
Hardy Nickerson	MLB	Feb. 22 (Tampa Bay)
Jamie Martin	QB	Feb. 22 (Cleveland)

PLAYERS LOST (7)

PLAYER	POS	DATE SIGNED (TEAM)
Ben Coleman	OT/G	Jun. 15 (San Diego)
Jay Fiedler	QB	Feb. 22 (Miami)
Joe Patton	OT	Mar. 16 (San Diego)
James Stewart	RB	Feb. 15 (Detroit)
Dave Thomas	CB	Apr. 7 (N.Y. Giants)
Rich Tylski	G	Feb. 29 (Pittsburgh)
Regan Upshaw	DE	Mar. 1 (Oakland)

2001

PLAYERS SIGNED (0)

PLAYER	POS	DATE SIGNED (TEAM)
None		

PLAYERS LOST (4)

PLAYER	POS	DATE SIGNED (TEAM)
Bryan Barker	P	Apr. 12 (Washington)
Todd Fordham	G/OT	Apr. 17 (Denver)
Mike Logan	S	Apr. 2 (Pittsburgh)
Daimon Shelton	FB	May 23 (Chicago)

2002

PLAYERS SIGNED (4)

PLAYER	POS	DATE SIGNED (TEAM)
Patrick Johnson	WR	Mar. 18 (Baltimore)
Bobby Shaw	WR	Apr. 3 (Pittsburgh)
Chris Naeole	G	Apr. 5 (New Orleans)
Detron Smith	FB	Apr. 8 (Denver)

PLAYERS LOST (5)

PLAYER	POS	DATE SIGNED (TEAM)
Renaldo Wynn	DE	Mar. 28 (Washington)
Mike Hollis	PK	Apr. 9 (Buffalo)
Jeff Posey	LB	Apr. 18 (Houston)
Sean Dawkins	WR	Apr. 25 (Minnesota)
Jonathan Quinn	QB	May 1 (Kansas City)

2003

PLAYERS SIGNED (4)

PLAYER	POS	DATE SIGNED (TEAM)
Mike Peterson	LB	Mar. 13 (Indianapolis)
Keith Mitchell	LB	Mar. 14 (Houston)
Hugh Douglas	DE	Mar. 15 (Philadelphia)
Marc Edwards	FB	Mar. 15 (New England)

**PLAYERS LOST (7)**

PLAYER	POS	DATE SIGNED (TEAM)
Zach Wiegert	OT	Mar. 3 (Houston)
Patrick Johnson	WR	Mar. 11 (Washington)
John Wade	C	Mar. 12 (Tampa Bay)
Bobby Shaw	WR	Mar. 18 (Buffalo)
Todd Fordham	OT/G	Mar. 20 (Pittsburgh)
Walli Rainer	MLB	Apr. 7 (Detroit)
Stacey Mack	RB	Apr. 8 (Houston)

2004**PLAYERS SIGNED (8)**

PLAYER	POS	DATE SIGNED (TEAM)
Todd Yoder	TE	Mar. 5 (Tampa Bay)
Tommy Hendricks	LB	Mar. 8 (Miami)
Mike Compton	OT	Mar. 9 (New England)
Lewis Sanders	DB	Mar. 9 (Cleveland)
Deon Grant	S	Mar. 10 (Carolina)
Juran Bolden	CB	Mar. 24 (Atlanta)
Greg Favors	LB	Mar. 24 (Carolina)
Doug Johnson	QB	Apr. 28 (Atlanta)

PLAYERS LOST (4)

PLAYER	POS	DATE SIGNED (TEAM)
Leander Jordan	OT	Mar. 4 (San Diego)
Fernando Bryant	CB	Mar. 5 (Detroit)
Danny Clark	LB	Mar. 12 (Oakland)
Jamar Nesbit	G/C	Mar. 29 (New Orleans)

2005**PLAYERS SIGNED (3)**

PLAYER	POS	DATE SIGNED (TEAM)
Reggie Hayward	DE	Mar. 2 (Denver)
Kenny Wright	CB	Mar. 31 (Houston)
Tony Williams	DT	Apr. 6 (Cincinnati)

PLAYERS LOST (1)

PLAYER	POS	DATE SIGNED (TEAM)
Bob Whitfield	OT	May 4 (N.Y. Giants)

2006**PLAYERS SIGNED (5)**

PLAYER	POS	DATE SIGNED (TEAM)
Brian Williams	CB	Mar. 11 (Minnesota)
Stockar McDougle	OT	Mar. 16 (Miami)
Nick Greisen	LB	Apr. 28 (N.Y. Giants)
Randy Hymes	WR	May 18 (Baltimore)
Troy Edwards	WR	May 19 (Detroit)

PLAYERS LOST (6)

PLAYER	POS	DATE SIGNED (TEAM)
Akin Ayodele	LB	Mar. 13 (Dallas)
Kenny Wright	CB	Apr. 3 (Washington)
Jamie Winborn	LB	Apr. 3 (Tampa Bay)
Deke Cooper	S	Apr. 5 (Miami)
Mike Pearson	OT	Apr. 29 (Miami)
Ephraim Salaam	OT	May 1 (Houston)

2007**PLAYERS SIGNED (2)**

PLAYER	POS	DATE SIGNED (TEAM)
Tony Pashos	OT	Mar. 2 (Baltimore)
Dennis Northcutt	WR	Mar. 5 (Cleveland)

PLAYERS LOST (3)

PLAYER	POS	DATE SIGNED (TEAM)
Kyle Brady	TE	Mar. 3 (New England)
Deon Grant	FS	Mar. 9 (Seattle)
Cortez Hankton	WR	Apr. 17 (Minnesota)

2008**PLAYERS SIGNED (5)**

PLAYER	POS	DATE SIGNED (TEAM)
Jerry Porter	WR	Feb. 29 (Oakland)
Cleo Lemon	QB	Feb. 29 (Miami)
Drayton Florence	CB	Mar. 1 (San Diego)
Jimmy Kennedy	DT	Mar. 5 (Chicago)
Pierson Prioleau	S	Apr. 29 (Washington)

PLAYERS LOST (8)

PLAYER	POS	DATE SIGNED (TEAM)
Terry Cousin	S	May 23 (Cleveland)
Aaron Glenn	CB	Apr. 7 (New Orleans)
Quinn Gray	QB	Mar. 24 (Houston)
Sammy Knight	S	Mar. 4 (N.Y. Giants)
Bobby McCray	DE	Mar. 11 (New Orleans)
Shantee Orr	LB	Mar. 24 (Cleveland)
LaBrandon Toefield	RB	Mar. 10 (Carolina)
Ernest Wilford	WR	Mar. 1 (Miami)

2009**PLAYERS SIGNED (2)**

PLAYER	POS	DATE SIGNED (TEAM)
Sean Considine	S	Feb. 27 (Philadelphia)
Tra Thomas	OT	Mar. 9 (Philadelphia)

PLAYERS LOST (4)

PLAYER	POS	DATE SIGNED (TEAM)
Khalif Barnes	OT	Mar. 14 (Oakland)
Mike Peterson	LB	Mar. 10 (Atlanta)
Pierson Prioleau	S	Mar. 26 (New Orleans)
Gerald Sensabaugh	S	Mar. 10 (Dallas)

2010**PLAYERS SIGNED (3)**

PLAYER	POS	DATE SIGNED (TEAM)
Kassim Osgood	WR	Mar. 6 (San Diego)
Aaron Kampman	DE	Mar. 7 (Green Bay)
Freddy Keiaho	LB	Apr. 26 (Indianapolis)

PLAYERS LOST (1)

PLAYER	POS	DATE SIGNED (TEAM)
Clint Ingram	LB	May 19 (New Orleans)

2011**PLAYERS SIGNED (6)**

PLAYER	POS	DATE SIGNED (TEAM)
Paul Posluszny	LB	July 29 (Buffalo)
Clint Session	LB	July 29 (Indianapolis)
Jason Spitz	G/C	July 29 (Green Bay)
Drew Coleman	DB	July 30 (New York Jets)
Dawan Landry	S	July 30 (Baltimore)
Matt Turk	P	July 31 (Houston)

PLAYERS LOST (6)

PLAYER	POS	DATE SIGNED (TEAM)
Sean Considine	S	July 29 (Carolina)
Justin Durant	LB	July 29 (Detroit)
Adam Podlesh	P	July 29 (Chicago)
Mike Sims-Walker	WR	July 29 (St. Louis)
Trent Edwards	QB	July 30 (Oakland)
Kirk Morrison	LB	



HONOR ROLL

PRO BOWL

Starters CAPITALIZED. Number in parentheses shows player's number of Pro Bowls as a Jaguar.

(* did not play due to injury)

- 1996 — OT Tony Boselli
QB Mark Brunell
WR Keenan McCardell
- 1997 — P BRYAN BARKER
OT TONY BOSELLI (2)
QB Mark Brunell (2)
PK MIKE HOLLIS
WR Jimmy Smith
- 1998 — OT TONY BOSELLI (3)
WR JIMMY SMITH (2)
- 1999 — OT TONY BOSELLI (4)*
DE TONY BRACKENS
QB Mark Brunell (3)
LB KEVIN HARDY
S CARNELL LAKE
OT Leon Searcy
WR JIMMY SMITH (3)
- 2000 — OT TONY BOSELLI (5)*
WR Jimmy Smith (4)
- 2001 — WR Jimmy Smith (5)*
DT Gary Walker
- 2002 — P Chris Hanson
- 2003 — DT MARCUS STROUD
- 2004 — DT MARCUS STROUD (2)
DT John Henderson
- 2005 — DT MARCUS STROUD (3)
- 2006 — CB RASHEAN MATHIS*
DT John Henderson (2)
- 2007 — RB Fred Taylor
- 2009 — QB David Garrard
RB Maurice Jones-Drew
- 2010 — RB MAURICE JONES-DREW* (2)
TE Marcedes Lewis
ST Montell Owens

ALL-PRO SELECTIONS

Legend: AP — Associated Press; PFWA — Pro Football Writers of America; TSN — The Sporting News; PFW — Pro Football Weekly; FN — Football News; FD — Football Digest; USA — USA Today; SI — Sports Illustrated; CPFN — College & Pro Football Newsweekly

- OT Tony Boselli** — 1996: USA, SI; 1997: AP, PFWA, TSN, PFW, FN, USA, CPFN; 1998: AP, PFWA, TSN, PFW, FN, USA, CPFN, FD; 1999: AP, PFWA, SI, TSN, PFW, USA, CPFN, FN, FD; 2000: FN (All-AFC)
- P Bryan Barker** — 1997: AP, PFW, FD
- PR Reggie Barlow** — 1998: CPFN; 1999: CPFN (second team)
- CB Aaron Beasley** — 1999: CPFN
- DE Tony Brackens** — 1999: SI, USA, FN, AP (second team), PFW (All-AFC), CPFN (second team)
- S Donovan Darius** — 1999: FD (second team)
- P Chris Hanson** — 2002: AP (second team), PFWA, PFW (All-AFC), FD (second team)

- LB Kevin Hardy** — 1999: AP, TSN, PFW, USA, CPFN, FN, FD
- DT John Henderson** — 2006: AP (second team)
- PK Mike Hollis** — 1997: CPFN
- RB Maurice Jones-Drew** — 2009: SN (second team)
- S Carnell Lake** — 1999: PFW, CPFN, FN, FD, AP (second team), FD (second team)
- CB Rashean Mathis** — 2006: AP, TSN, USA, PFW/PFWA, PFW/PFWA (All-AFC)
- FB Montell Owens** — 2008: SI (special teams)
- LB Mike Peterson** — 2005: AP (second team)
- OT Leon Searcy** — 1997: USA; 1999: AP (second team), CPFN (second team)
- WR Jimmy Smith** — 1998: AP (second team); 1999: FN, AP (second team), CPFN (second team), PFW (All-AFC)
- DT Marcus Stroud** — 2003: AP (second team), PFW (All-AFC), FN (second team); 2004: PFW (All-AFC), FD (second team); 2005: TSN (All-Pro)
- RB Fred Taylor** — 2007: AP (second team)
- DT Gary Walker** — 2001: SI, FD (second team)

ALL-ROOKIE SELECTIONS

Legend: PFWA — Pro Football Writers of America; PFW — Pro Football Weekly; FN — Football News; CPFN — College & Pro Football Newsweekly; FD — Football Digest; TSN — The Sporting News

- DT Tyson Alualu** — PFW, TSN (2010)
- OT Khalif Barnes** — PFW/PFWA (2005)
- OT Tony Boselli** — PFWA, PFW, FN, CPFN (1995)
- CB Aaron Beasley** — FN (1996)
- DE Tony Brackens** — PFWA, PFW, FN, CPFN (1996)
- CB Fernando Bryant** — PFWA, PFW, CPFN, FN, FD (1999)
- C Michael Cheever** — FN, CPFN (1996)
- S Donovan Darius** — PFW, FN, FD (1998)
- LB Kevin Hardy** — PFWA, PFW, FN, CPFN (1996)
- DT John Henderson** — PFWA, PFW (2002)
- RB Maurice Jones-Drew** — PFW/PFWA (2006)
- DT Terrance Knighton** — PFW (2009)
- QB Byron Leftwich** — PFW (2003)
- G Vince Manuwai** — PFW (2003)
- G Brad Meester** — PFWA, PFW, FN (2000)
- FS Reggie Nelson** — PFW/PFWA (2007)
- MLB Bryan Schwartz** — FN (1995)
- DT Larry Smith** — FN (1999)
- RB Fred Taylor** — PFW, FN, CPFN, FD (1998)
- OT Maurice Williams** — FN (2001)
- DT Renaldo Wynn** — PFW, FN, CPFN (1997)

COACHING AWARDS

- Tom Coughlin** — AFC Coach of the Year, UPI (1996)
- Dom Capers** — Assistant Coach of the Year, Pro Football Writers of America, USA Today and Defensive Coordinator of the Year, Football Digest (1999)

NFL PLAYERS ASSOC. AWARDS

- 1995 — Bryan Barker, AFC Punter of the Year
- 1996 — Jimmy Smith, AFC Receiver of the Year
- 1997 — Bryan Barker, AFC Punter of the Year

PRO BOWL MVP

- 1997 — QB Mark Brunell



INDIVIDUAL LEAGUE LEADERS

NET PUNTING

1995 Bryan Barker 38.6

PASSING YARDS

1996 Mark Brunell 4,367

POINTS

1997 Mike Hollis 134

RECEIVING

1999 Jimmy Smith 116

AFC PLAYER OF THE MONTH

— 1996 —

December — Mark Brunell, Offensive

— 1997 —

December — Keenan McCardell, Offensive

— 1999 —

September — Aaron Beasley, Defensive

October — Tony Brackens, Defensive

November — Tony Brackens, Defensive

December — Jimmy Smith, Offensive

— 2005 —

September — Chris Hanson, Special Teams

December — Mike Peterson, Defensive

— 2007 —

December — Fred Taylor, Offensive

NFL ROOKIE OF THE MONTH

— 1996 —

December — Tony Brackens, Defensive

— 1998 —

September — Fred Taylor, Offensive

November — Donovan Darius, Defensive

December — Fred Taylor, Offensive

— 2003 —

November — Byron Leftwich, Offensive

December — Rashean Mathis, Defensive

— 2006 —

November — Clint Ingram, Defensive

FEDEX GROUND PLAYER OF THE YEAR

— 2007 —

RB Fred Taylor

JACKSONVILLE

JAGUARS





JAGUARS ALL-TIME ROSTER

PLAYERS

(active one or more games on the 53-man roster)

— A —	
Adams, Blue	CB Cincinnati 2003
Akbar, Hakim	LB Washington 2003
Alexander, Dan	RB/FB Nebraska 2002
Alexander, Eric	LB Louisiana State 2010
Alexander, Gerald	S Boise State 2009-10
Alexis, Rich	RB Washington 2005-06
Allen, David	RB/KR Kansas State 2003-04
Allen, Russell	LB San Diego State 2009-10
Alualu, Tyson	DT California 2010
Anderson, Curtis	CB Pittsburgh 1997
Angulo, Richard	TE W. New Mexico 2007-08
Armour, JoJuan	S Miami (Ohio) 1999
Ayodele, Akin	LB Purdue 2002-05
— B —	
Baldrige, Daniel	OT Marshall 2010
Ballard, Clenton	DT SW Texas State 2002
Baniewicz, Mark	OT Syracuse 2000-01
Banks, Tavian	RB Iowa 1998-99
Barker, Bryan	P Santa Clara 1995-2000
Barlow, Reggie	WR Alabama State 1996-2000
Barnes, Khalif	OT Washington 2005-08
Barnes, Lionel	DE La.-Monroe 2003-04
Battles, Ainsley	S Vanderbilt 2001-02
Bean, Robert	CB Mississippi State 2002
Beasley, Aaron	CB West Virginia 1996-2001
Bell, Ricky	CB North Carolina State 1996
Beuerlein, Steve	QB Notre Dame 1995
Black, Jordan	DT Notre Dame 2008-10
Blade, Willie	OT Mississippi State 2004
Bolden, Juran	CB Mississippi Delta 2004
Bolen, Brock	FB Louisville 2009-10
Boselli, Tony	OT Southern Cal. 1995-2001
Bouman, Todd	QB St. Cloud State 2007, 2010
Bouwens, Shawn	G Nebraska Wesleyan 1995
Bowen, Alvin	LB Iowa State 2010
Boyer, Brant	LB Arizona 1995-2000
Boyd, Danny	PK Louisiana State 2002
Boyd, James	S Penn State 2001-02
Boykin, Deral	S Louisville 1995
Brackenridge, Tyron	CB Washington State 2009-10
Brackens, Tony	DE Texas 1996-2003
Brady, Kyle	TE Penn State 1999-2006
Britton, Eben	OT Arizona 2009-10
Brooks, Bobby	LB Fresno State 2002
Brooks, Bucky	CB North Carolina 1996-97
Broussard, John	WR San Jose State 2007
Brown, Chris	CB Alabama-Birmingham 2003
Brown, Delvin	S Miami (Fla.) 2001
Brown, Derek	TE Notre Dame 1995-97
Brown, Milford	G Florida State 2008
Bruce, Mkristo	DE Washington State 2008
Brunell, Mark	QB Washington 1995-2003
Bryant, Fernando	CB Alabama 1999-2003
Bullard, Kendrick	WR Arkansas State 1996
Burnett, Chester	MLB Arizona 1999
— C —	
Cain, Jeremy	LS Massachusetts 2009-10
Carney, John	PK Notre Dame 2007
Carey, Don	S Norfolk State 2010
Carrington, Darren	S Northern Arizona 1995
Carroll, Ahmad	CB Arkansas 2006
Carter, Bernard	LB East Carolina 1995
Cesarino, Anthony	G Colorado State 1999
Chambers, Derrick	OT Florida 2001-02
Chamblin, Corey	CB Tennessee Tech 1999
Chanoine, Roger	OT Temple 2002
Charlton, Ike	CB Virginia Tech 2002
Chase, Martin	DT Oklahoma 2005
Cheever, Michael	C Georgia Tech 1996-98
Christopherson, Ryan	FB Wyoming 1995-96
Chung, Eugene	G Virginia Tech 1995
Clark, Danny	LB Illinois 2000-03
Clark, Reggie	LB North Carolina 1995-96
Clark, Vinnie	CB Ohio State 1995-96
Cobb, Reggie*	RB Tennessee 1995
Coe, Michael	DB Alabama State 2009-10
Cohen, Landon	DT Ohio 2010
Coleman, Ben	G Wake Forest 1995-99
Coleman, Marco	DE Georgia Tech 2002
Colinet, Stalin	DE Boston College 2002
Collier, Richard	OT Valdosta State 2006-08
Collins, Nate	DT Virginia 2010
Colon, Harry	S Missouri 1995
Combs, Chris	DE Duke 2002
Compton, Mike	G West Virginia 2004
Connolly, Dan	G Southeast Missouri St. 2005
Considine, Sean	S Iowa 2009-10
Cooper, Deke	S Notre Dame 2003-05
Cooper, Marquis	LB Washington 2007
Cordova, Jorge	LB Nevada-Reno 2004-07
Cornish, Frank*	C UCLA 1995
Cousin, Terry	CB South Carolina 2005-07
Cox, Derek	CB William & Mary 2009-10
Cox, Kennard	DB Pittsburgh 2008-09
Cox, Renard	DB Maryland 2001
Craft, Jason	CB Colorado State 1999-2003
Crockett, Zack	FB Florida State 1998
Criss, Shad	CB Missouri 2000
Cunningham, Richie	PK Southwestern Louisiana 2002
Curry, Eric	DE Alabama 1998-99
Cutrer, Jacob	LB Louisiana State 2010
— D —	
Daniels, Torrance	LB Harding 2009
Darius, Donovin	S Syracuse 1998-2006
Davey, Don	DT Wisconsin 1995-98
Davis, Andre	DT Southern 1996
Davis, Jim	DE Virginia Tech 2005
Davis, Travis	S Notre Dame 1995-98
Dawkins, Sean	WR California 2001
DeLong, Greg	TE North Carolina 2000
DeMarco, Brian	OT Michigan State 1995-98
Devine, Kevin	CB California 1997-98
Dickerson, Bryan	FB Eastern Kentucky 1995
Dillard, Jarett	WR Rice 2009
Dingle, Nate	LB Cincinnati 1996
Douglas, Henry	WR North Carolina A&T 2002
Douglas, Hugh	DE Central State 2003
Douzable, Leger	DT Central Florida 2010
Dukes, Chad	RB Pittsburgh 2000
Dumas, Mike	S Indiana 1995
Dunbar, Vaughn	RB Indiana 1995
Durant, Justin	LB Hampton 2007-10
— E —	
Edwards, Marc	FB Notre Dame 2003-04
Edwards, Trent	QB Stanford 2010
Edwards, Troy	WR Louisiana Tech 2003-04
Ellison, Attyyah	DT Missouri 2008-09
Epstein, Hayden	PK Michigan 2002
Estandia, Greg	TE Nevada-Las Vegas 2007-09
— F —	
Favors, Greg	LB Mississippi State 2004-05
Fiedler, Jay	QB Dartmouth 1999
Figures, Deon	CB Colorado 1997-98
Fletcher, Derrick	G Baylor 2004-05
Florence, Drayton	CB Tuskegee 2008
Fordham, Todd	G/OT Florida State 1997-2002
Forney, Kynan	G Hawaii 2009
Franklin, Brad	CB Louisiana-Lafayette 2003
Frase, Paul	DE/DT Syracuse 1995-96



Freeman, Eddie DL Alabama-Birmingham 2004
 Fuamatu-Ma'afala, Chris RB Utah 2003-04
 Fudge, Jamaal S Clemson 2006-07
 Furrer, Will QB Virginia Tech 1998

- G -

Gardner, Isaiah CB Maryland 2008
 Garrard, David QB East Carolina 2002-10
 Gayle, Rashid CB Boise State 1996
 Gibson, Damon WR/KR Iowa 2001-02
 Gilbert, Tony LB Georgia 2003-07
 Gildon, Jason DE Oklahoma State 2004
 Givins, Ernest WR Louisville 1995
 Glenn, Aaron QB Texas A&M 2007
 Goebel, Brad CB Baylor 1995
 Goganiou, Keith LB Penn State 1995
 Graham, Kent QB Ohio State 2002
 Graham, Roger RB New Haven 1996
 Grant, Deon S Tennessee 2004-06
 Gray, Quinn QB Florida A&M 2003-07
 Green, Donny LB Virginia 2001
 Green, Brandon DE Rice 2003-04
 Green, Rogerick CB Kansas State 1995
 Greene, Courtney S Rutgers 2009-10
 Greisen, Nick LB Wisconsin 2006
 Griffin, Chris FB/TE New Mexico 1996
 Griffith, Rich TE Arizona 1995-2000
 Groves, Quentin DE Auburn 2008-09
 Grow, Monty S Florida 1995

- H -

Hall, Dana S Washington 1996-97
 Hall, Ray DT Washington State 1995
 Hallock, Ty FB/TE/LB Michigan State 1996-97
 Hamilton, James LB North Carolina 1997-98
 Hamlin, Michael S Clemson 2010
 Hammonds, Juan DE Michigan State 1996
 Hankton, Cortez WR Texas Southern 2003-06
 Hanson, Chris P Marshall 2001-06
 Hardy, Kevin LB Illinois 1996-2001
 Hart, Larry DE Central Arkansas 2010
 Harrington, Chris DE Texas A&M 2009
 Harvey, Derrick DE Florida 2008-10
 Haslam, Kevin OL Rutgers 2010
 Hatchette, Matthew WR Langston 2003
 Hawkins, Brent DE Illinois State 2006-07
 Hayward, Reggie DE Iowa State 2005-09
 Henderson, John DT Tennessee 2002-09
 Hendricks, Tommy LB Michigan 2004
 Herndon, Jimmy OT Houston 1996
 Hill, Jason WR Washington State 2010
 Hollis, Mike PK Idaho 1995-2001
 Holmes, Jaret PK Auburn 2001
 Holt, Torry WR North Carolina State 2009
 Howard, Chris RB Michigan 1998-2000
 Howard, Desmond WR Michigan 1995
 Hudson, Chris S Colorado 1995-98
 Hughes, Nate WR Alcorn State 2008-09
 Humphrey, Deon LB Florida State 2003
 Hunter, Wayne OT Hawaii 2006
 Huntington, Greg G/C Penn State 1995-97

- I -

Ingram, Clint LB Oklahoma 2006-09
 Ingram, Steve G/OT Maryland 1999
 Inzer, Drew C/G Brown 2002
 Iwuh, Brian LB Colorado 2006-09

- J -

Jackson, Chevis CB Louisiana State 2010
 Jackson, Grady DT Knoxville 2007
 Jackson, Lenzie WR Arizona State 1999
 Jackson, Willie WR Florida 1995-97
 James, William CB Western Illinois 2008
 Janes, Ron FB Missouri 1998
 Jennings, Rashad RB Liberty 2009-10
 Johnson, Anthony RB Notre Dame 2000
 Johnson, Kevin WR Syracuse 2003

Johnson, Patrick WR Oregon 2002
 Johnson, Rob QB Southern California 1995-97
 Johnson, Tommy CB Alabama 1995
 Jones, Brian TE Arkansas-Pine Bluff 2004-05
 Jones, Damon TE Southern Illinois 1997-2001
 Jones, David CB Wingate 2010
 Jones, George RB San Diego State 1998
 Jones, Greg FB/RB Florida State 2004-10
 Jones, Matt WR Arkansas 2005-08
 Jones-Drew, Maurice RB/KR UCLA 2006-10
 Jordan, Leander G/OT Indiana (Pa.) 2002
 Jordan, Randy RB North Carolina 1995-97
 Joseph, Elvis RB Southern 2001-02
 Jurkovic, John DT Eastern Illinois 1996-98

- K -

Kadela, Dave OT Virginia Tech 2002
 Kampman, Aaron DE Iowa 2010
 Karim, Deji RB/KR Southern Illinois 2010
 Keith, Craig TE Lenoir-Rhyne 1995
 Kennedy, Jimmy DT Penn State 2008
 Knight, Sammy S Southern California 2007
 Knighton, Terrance DT Temple 2009-10
 Koch, Aaron G/OT Oregon State 2000-02
 Kopp, Jeff LB Southern California 1996-98

- L -

Lageman, Jeff DE Virginia 1995-98
 Lake, Carnell S UCLA 1999-2000
 Landolt, Kevin DT West Virginia 1999
 Landri, Derek DT Notre Dame 2007-09
 Lane, Austen DE Murray State 2010
 Laro, Gordon TE Boston College 1995
 Ledford, Dwayne G East Carolina 2000
 Leftwich, Byron QB Marshall 2003-06
 Lemon, Cleo QB Arkansas State 2008
 Leonard, Matt DT Stanford 2003
 Leroy, Emarlos DE Georgia 1999-2000
 Lewis, Jermaine WR/KR Maryland 2003-04
 Lewis, Mercedes TE UCLA 2006-10
 Lindsey, Steve PK Mississippi 1999-2000
 Lockett, Kevin WR Kansas State 2002
 Logan, Ernie DE East Carolina 1995-96
 Logan, Mike S West Virginia 1997-2000
 Lowe, Omari CB Washington 2008
 Lowe, Reggie LB Troy State 1998
 Lowry, Calvin S Penn State 2008
 Luzar, Chris TE Virginia 2002-03

- M -

Mack, Stacey RB Temple 1999-2002
 Mackenzie, Malaefoe FB Southern California 2003
 Maddox, Anthony DT Delta State 2004-05
 Manning, Roy LB Michigan 2007
 Manuwai, Vince G Hawaii 2003-10
 Marler, Seth PK Tulane 2003
 Marsh, Curtis WR Utah 1995-96
 Martin, Jamie QB Weber State 1998, 2000
 Marts, Lonnie LB Tulane 1999-2000
 Mason, Eddie LB North Carolina 1998
 Mason, Michael DE Kentucky State 2000
 Massey, Robert CB North Carolina Central 1996
 Maston, Le'Shai FB Baylor 1995-96
 Mathis, Rashean CB/S Bethune-Cookman 2003-10
 Matthews, John WR San Diego 2010
 Matthews, Steve QB Memphis 1997
 Mayfield, Corey DT Oklahoma 1995
 McCardell, Keenan WR Nevada-Las Vegas 1996-2001
 McClain, Jimmy LB Troy State 2004
 McCown, Luke QB Louisiana Tech 2009-10
 McCray, Bobby DE Florida 2004-07
 McCree, Marlon S Kentucky 2001-03
 McDaniel, Tony DT Tennessee 2006-08
 McDougle, Stockar G Oklahoma 2006-07
 McElmurry, Blaine S Montana 1998-99
 McGee, Scotty RS/CB James Madison 2010
 McManus, Tom LB Boston College 1995-99
 McQuistan, Paul OL Weber State 2009



Thomas, Pat	LB	North Carolina State	2005-07
Thomas, Tra	OT	Florida State	2009
Thompson, Chris	CB	Nicholls State	2004
Thompson, Lamont	S	Washington State	2007
Thompson, Mike	DT	Wisconsin	1995
Threats, Jabbar	DE	Michigan State	1997-98
Tillman, Cedric	WR	Alcorn State	1995
Toefield, LaBrandon	RB	Louisiana State	2003-07
Trapp, James	CB	Clemson	2003
Tuaolo, Esera	DT	Oregon State	1997
Tuipala, Joseph	MLB	San Diego State	2001-02
Tylski, Rich	OG	Utah State	1996-99
— U —			
Underwood, Tiquan	WR	Rutgers	2009-10
Upshaw, Regan	DE	California	1999
— V —			
Venzke, Patrick	OT	Idaho	2001
— W —			
Wade, John	C	Marshall	1998-2002
Wade, Todd	DL	Mississippi	2008
Walker, Gary	DT	Auburn	1999-2001
Warren, Terrence	WR	Hampton	1995
Washington, Chauncey	RB	Southern California	2008
Washington, Dewayne	CB	North Carolina State	2004
Washington, Mickey	CB	Texas A&M	1995-96
Washington, Patrick	FB	Virginia	2001-02
Weatherford, Steve	P	Illinois	2008
Webb, Dee	CB	Florida	2006
Wesley, Joe	LB	Louisiana State	2001
Westmoreland, Eric	LB	Tennessee	2001-03
Wheatley, Terrence	CB	Colorado	2010
Wheeler, Damen	CB	Colorado	2001
Whimper, Guy	OT	East Carolina	2010
White, Chris	DE	Southern	1999
White, Jose	DE	Howard	1996-98
White, Reggie	RB	Oklahoma State	2001
White, Tracy	LB	Howard	2005
Whitfield, Bob	OT	Stanford	2004
Whitted, Alvis	WR	North Carolina St.	1998-2001
Widell, Dave	C	Boston College	1995-97
Wiegert, Zach	G/OT	Nebraska	1999-2002
Wiley, Marcellus	DE	Columbia	2005-06
Wilford, Ernest	TE/WR	Virginia Tech	2004-07, 2009-10
Wilkinson, Bruce	OT	Tennessee	1995
Williams, Brian	CB	North Carolina State	2006-08
Williams, James	LB	Mississippi State	1995
Williams, Jermaine	FB	Houston	2000
Williams, Julius	DE	Connecticut	2009
Williams, Lamazner	DE	Minnesota	1998
Williams, Mark	LB	Ohio State	1995
Williams, Maurice	OT/G	Michigan	2001-09
Williams, Randal	WR	New Hampshire	2001
Williams, Reggie	WR	Washington	2004-08
Williams, Sammy	OT	Oklahoma	2003
Williams, Thomas	LB	Southern California	2008
Williamson, Troy	WR	South Carolina	2008-09
Wimbush, Derrick	RB/KR	Fort Valley State	2005-06
Winborn, Jamie	LB	Vanderbilt	2005
Witherspoon, Brian	CB	Stillman	2008-09
Woods, D'Juan	WR	Oklahoma State	2008
Wrightser, George	TE	Oregon	2003-08
Wright, Kenny	CB	Northwestern State	2005
Wyche, James	DE	Syracuse	2006-09
Wynn, Renaldo	DT	Notre Dame	1997-2001
— Y —			
Yoder, Todd	TE	Vanderbilt	2004-05
Young, David	S	Georgia Southern	2003
— Z —			
Zahursky, Steve	OT	Kent State	2001
Zelenka, Joe	TE/LS	Wake Forest	2001-08

* Cobb, Cornish and Sheppard were on the expanded 56-man roster (for expansion teams) during the first three weeks of the 1995 season

INJURED RESERVE

(never on 53-man roster)

Bosworth, Kyle	LB	UCLA	2010
Brown, Leon	RB	Eastern Kentucky	1995
Chambers, Derrick	G/OT	Florida	2002
Chustz, Joe	OT	Louisiana Tech	2000
Connolly, Dan	G	SE Missouri State	2006
Cotrone, Anthony	FB	Maine	2008
Davis, Jim	DE	Virginia Tech	2006
Estes, John	C	Hawaii	2010
Fisher, John	DB	Western Missouri	1996
Horrocks, Theo	CB	Vanderbilt	2008
Jackson, Al	DT	Georgia	1995
Keiaho, Freddy	LB	San Diego State	2010
Lewis, Jonathan	DT	Virginia Tech	2008
Mills, Javor	DE	Auburn	2003
Myles, Tywain	DT	Tarleton State	2008
Morabito, Tim	DT	Boston College	2002
Patterson, Elton	DE	Central Florida	2006
Price, Marcus	G	Louisiana State	1995
Roberson, Chris	CB	Eastern Michigan	2006
Smith, Brian	DE	Missouri	2007
Smith, D'Anthony	DT	Louisiana Tech	2010
Whitehead, Terrell	FS	Norfolk State	2010
Williams, Mike	OT	Texas	2006
Williams, Tony	DT	Memphis	2006
Ziemann, Chris	OT	Michigan	2002

PRACTICE SQUAD

DE Nathaniel Adibi (2004), RB Rich Alexis (2004), RB David Allen (2002-03), WR Chad Askew (1997), LB Stevie Baggs (2005), DE Troy Bailey (1999), DB Travarious Bain (2008), WR Donnell Baker (1997), DT David Barnard (1997), QB Richard Bartel (2009), OT Mark Bristol (2002), RB Jason Brooks (2000), CB Chris Brown (2003), TE Chris Brown (2008), OT Lester Brown (2005), OT Sean Bubin (2004), OT Andrew Carnahan (2007-08), TE Mike Caussion (2010), CB Chris Chancellor (2010), WR Matt Cherry (2004), OT Ronald Cherry (1996), LB Sedric Clark (1996), DT James Clyburn (1998), RB DeAndre Cobb (2006), RB Leroy Collins (1999), DE Jomo Cousins (2000), LB Jamal Cox (1995), DL Walter Cuff (2005, 2007), TE Charles Davis (2007-08), WR Chris Davis (2005), G Konrad Dean (2003), WR Clarence Denmark (2009-10), CB John Destin (2010), OT Seth Dittman (1996), QB Ben Dougherty (2006), WR Henry Douglas (2001), WR Damon Dunn (1998), LS Andrew Economos (2005), TE Greg Estandia (2006), G Derrick Fletcher (2004), WR Richmond Flowers (2001), OT Mike Flynn (1997), DE Randy Garner (2001), OT Ryan Gibbons (2006-07), DE Harold Gragg (1997), QB Quinn Gray (2003), OG Andrew Greene (1998), OT Sam Gutekunst (2007), C/G Brock Gutierrez (1998), DE Omari Hand (2004), WR Darren Hall (1999), TE Darius Hill (2010), LB Tyrone Hines (1997), G Tom Hopkins (2001), G Tyrone Hopson (2001), WR Mike Horacek (2000), WR Harrison Houston (1995), LB Aaron Humphrey (2002), QB Nate Hybl (2005), DE Michael Josiah (2003), RB Morgan Kane (2000), C David Kempfert (1999), LB James Kinney (2005), DB James Landrom (2006), RB Keon Lattimore (2008), LB Boris Lee (2010), RB Steve Lee (1997), DT Matt Leonard (2003), WR Lance Long (2010), CB Clarence Love (1999), DT Anthony Maddox (2004), DT Jeff Marriott (2000), C Tim Mattran (2008), LB Ryan McCoy (1995), OT Pete McMahon (2006), TE Rod Monroe (2000), DT Dre Moore (2010), CB Rashod Moulton (2007-08), LB Lamar Myles (2008-09), WR Ramondo North (2001-02), QB Keith Null (2010), DE Gabe Nyenhuis (2004), TE Tevita Ofahengaue (2001), CB Jason Olford (2002), OT Chris Oltmanns (1996), OT Jonathan Palmer (2010), WR Corey Parchman (2002), RB Chris Parker (1996), RB Allen Patrick (2009), OT Erik Pears (2010), RB Pepe Pearson (1998), S Kevin Peoples (1999), S Ray Perryman (2003), LB Duke Pettijohn (2002), TE Zach Potter (2009), DT Kommonyan Quayay (2010), LB Curtis Randall (2003), QB Brett Ratliff (2010), WR Jimmy Redmond (2001), LB Moses Regular (1996), QB Lester Ricard (2007), C Brett Romberg (2003, 2006), DT Richard Seals (2000), WR Charles Sharon (2007), DE Jason Simmons (1995), DT Henry Smith (2008), RB Joe Smith (2003), LB Brandon Southward (1999), WR Fred Stamps (2005), G Cameron Stephenson (2009), G Barry Stokes (1996), DE Rahman Streater (1999), G Joe Tate (2004), DE Josh Taves (1996), RB D.D. Terry (2007), WR Ryan Thelwell (1999), RB Malcolm Thomas (1997-98), TE Mark Thomas (1998), LB Cedric Thornton (1996), LB Deryck Toles (2004), C Bradley Vierling (2010), OT Keith Wagner (1996), LB Al Wallace (1997), G Chad Ward (2001), OT Craig Warren (1997), FB Lee Webb (2005), WR Huey Whitaker (2004), DE Seante Williams (2004), DB Jonathan Zenon (2008)

**HEAD COACHES**

Tom Coughlin	Syracuse	1995-2002
Jack Del Rio	Southern California	2003-10

ASSISTANT COACHES

Ben Albert	Massachusetts	2010
Ken Anderson	Augustana	2003-06
Mark Asanovich	St. Cloud State	2003-08
Joe Baker	Princeton	1995-98
John Bonamego	Central Michigan	1999-2002
Rob Boras	DePauw	2010
Paul Boudreau	Boston College	2003-05
Earnest Byner	East Carolina	2010
Dave Campo	Central Connecticut State	2005-07
Dom Capers	Mount Union (Ohio)	1999-2000
Pete Carmichael	Montclair State	1995-99
Johnny Cox	Fort Lewis (Colo.)	2009-10
Joe Cullen	Massachusetts	2010
Joe DeCamillis	Wyoming	2007-08
Mark Duffner	William & Mary	2006-10
Les Ebert	Minnesota-Duluth	2004-08
Randy Edsall	Syracuse	1995-97
Perry Fewell	Lenoir-Rhyne	1998-2002
Greg Finnegan	Cornell	1998-2002
Frank Gansz	Navy	2000-01
Jason George	Manitoba	2009-10
Kevin Gilbride	Southern Connecticut State	1995-96
Matt Griffin	New Hampshire	2010
Mike Haluchak	Southern California	2003-04
Ray Hamilton	Oklahoma	2003-07
Paul Haynes	Kent State	2001
Andy Heck	Notre Dame	2004-10
Donnie Henderson	Utah State	2008
Ron Heller	Penn State	2010
Fred Hoaglin	Pittsburgh	1997-2001
Todd Howard	Texas A&M	2003-05
Jeff Hurd	Fort Hays (Kan.) State	1995-97
John Hufnagel	Penn State	2002
Jerald Ingram	Michigan	1995-2002
Dick Jauron	Yale	1995-98
Nate Kaczor	Utah State	2008-10
Thom Kaumeyer	Oregon	2008-10
Lane Kiffin	Fresno State	2000
Larry Kirksey	Eastern Kentucky	2003
Ty Knott	Oregon Tech	2002
Dirk Koetter	Idaho State	2007-10
Bob Ligashesky	Indiana (Pa.)	2004
Anthony Lynn	Texas Tech	2003-04
Mike Maser	Buffalo	1995-2002
Paul McCord	Western Maryland	2003
Garrick McGee	Oklahoma	2000-01
John McNulty	Penn State	1998-2002
Mark Michaels	Connecticut	2005-06
Gary Moeller	Ohio State	2001
Ted Monachino	Missouri	2006-09
Todd Monken	Knox College	2007-10
Bill Musgrave	Oregon	2003-04
Nick Nicolau	Southern Connecticut State	1995-96
Chris Palmer	Southern Connecticut State	1997-98
Jerry Palmieri	Montclair State	1995-2002
Larry Pasquale	Bridgeport (Conn.)	1995-99
John Pease	Utah	1995-2002
Bob Petrinio	Carroll (Mont.)	1999-2001
Kennedy Pola	Southern California	2005-09

Mike Priefer	Navy	2002
Robert Prince	Humboldt State	2007-08
Russ Purnell	Whittier College	2009-10
Alvin Reynolds	Indiana State	2003-07
Luke Richesson	Kansas	2009-10
Alfredo Roberts	Miami (Fla.)	2003-06
Pete Rodriguez	Western State	2004-06
Lucious Selmon	Oklahoma	1995-2002
Steve Shafer	Utah State	2003-04
Mike Shula	Alabama	2007-10
Carl Smith	Cal Poly-SLO	2005-06
Mike Smith	East Tennessee	2003-07
Tony Sparano	New Haven (Conn.)	2002
Mike Sullivan	Army	2002-03
Steve Szabo	Navy	1995-2002
Mike Tice	Maryland	2006-09
Mel Tucker	Wisconsin	2009-10
Cory Undlin	California Lutheran	2009-10
Brian VanGorder	Wayne State	2005
Steve Walters	Arkansas	2005-06
Gregg Williams	Northeast Missouri State	2008
Tom Williams	Washington	2007-08

JAGUARS BY COLLEGE

11 — Florida, Tennessee
10 — Notre Dame
9 — Virginia, Virginia Tech, Washington
8 — North Carolina, Penn State, Southern California, San Diego State
7 — Boston College, Florida State, Michigan
6 — Arizona, California, Colorado, Louisiana State, Michigan State, Missouri, North Carolina State, Syracuse, UCLA, Washington State, West Virginia
5 — East Carolina, Louisville, Maryland, Oklahoma
4 — Alabama, Auburn, Clemson, Georgia, Georgia Southern, Hawaii, Illinois, Kansas State, Louisiana Tech, Marshall, Mississippi, Mississippi State, Nevada-Las Vegas, Pittsburgh, Rutgers, Wisconsin
3 — Arkansas, Arkansas State, Baylor, Central Florida, Cincinnati, Colorado State, Duke, Georgia Tech, Hampton, Howard, Iowa, McNeese State, Miami (Fla.), Nebraska, Northern Arizona, Ohio State, Oklahoma State, Oregon, South Carolina, Southern U., Southern Mississippi, Stanford, Temple, Texas A&M, Utah, Vanderbilt
2 — Alabama-Birmingham, Alabama State, Alcorn State, Arkansas-Pine Bluff, Boise State, Houston, Idaho, Indiana, Iowa State, Jackson State, Louisiana-Monroe, Marshall, Memphis, North Carolina A&T, Northern Iowa, Oregon State, Purdue, Rice, Southern Illinois, Southwest Texas State, Texas, Texas Southern, Troy State, Tulane, Tuskegee, Utah State, Wake Forest, Weber State
1 — Appalachian State, Arizona State, Augustana (S.D.), Austin Peay, Bethune-Cookman, Bowling Green, Brown, Cal Poly-SLO, Central Arkansas, Central State, Columbia, Connecticut, Cornell, Dartmouth, Delta State, Eastern Illinois, Eastern Kentucky, Eastern Michigan, Elon, Florida A&M, Fort Valley State, Fresno State, Furman, Grambling State, Illinois State, Indiana (Pa.), Jacksonville, Kent State, Kentucky, Kentucky State, Knoxville, Lambuth, Langston, Lehigh, Lenoir-Rhyne, Liberty, Louisiana-Lafayette, Maine, Massachusetts, Miami (Ohio), Middle Tennessee State, Minnesota, Mississippi Delta, Montana, Murray State, New Hampshire, Nebraska-Omaha, Nebraska Wesleyan, Nevada-Reno, New Haven, New Mexico, Nicholls State, Norfolk State, North Carolina Central, Northwestern State, Ohio, Princeton, Sacramento State, Saginaw Valley State, St. Cloud State, San Diego, San Jose State, Santa Clara, Southeast Missouri State, Southwest Louisiana, Stillman, Temple, Tennessee Tech, Tulsa, Valdosta State, Western Carolina, Western Illinois, Western Michigan, Western New Mexico, William & Mary, Wingate, Wyoming



JAGUARS BY NUMBERS

- 1 — Mike Hollis (1995-2001), John Carney (2007)
- 2 — Steve Lindsey (1999-2000), Chris Hanson (2001-06)
- 3 — Jaret Holmes (2001), Tim Seder (2002), Mark Royals (2003), Adam Podlesh (2007-10)
- 4 — Bryan Barker (1995-2000), Todd Bouman (2007, 2010)
- 5 — Todd Philcox (1996), Jim Tarle (2000-01), Danny Boyd (2002), Quinn Gray (2003-07), Trent Edwards (2010)
- 6 — Hayden Epstein (2002), Seth Marler (2003-04), Steve Weatherford (2008)
- 7 — Steve Beuerlein (1995), Will Furrer (1998), Richie Cunningham (2002), Byron Leftwich (2003-06)
- 8 — Mark Brunell (1995-2003)
- 9 — Brad Goebel (1995), David Garrard (2002-10)
- 10 — Jamie Martin (1998, 2000), Roderick Robinson (2001), Kent Graham (2002), Josh Scobee (2004-10)
- 11 — Rob Johnson (1995-97), Jay Fiedler (1999), Reggie Williams (2004-08), Mike Sims-Walker (2009-10)
- 12 — Jim Miller (1997), Jonathan Quinn (1998-2001), Paul Smith (2008), Luke McCown (2009-10)
- 15 — John Broussard (2007)
- 16 — Steve Matthews (1997), Troy Edwards (2004), Nate Hughes (2009)
- 17 — Phil Stambaugh (2001), Jimmy Redmond (2003), Charles Sharon (2006-07), Cleo Lemon (2008), John Matthews (2010)
- 18 — Troy Edwards (2003), Matt Jones (2005-08)
- 19 — Ernest Wilford (2004-07), Tiquan Underwood (2009-10)
- 20 — Chris Hudson (1995), Natrone Means (1996-97), Donovan Darius (1998-2006), Scott Starks (2007), Pierson Pringle (2008), Kennard Cox (2009), Anthony Smith (2009-10), Terrence Wheatley (2010)
- 21 — Deral Boykin (1995), Tommy Johnson (1995), Aaron Beasley (1996-2001), Steve Smith (2002), Brad Franklin (2003), Juan Bolden (2004), Terry Cousin (2005-07), Drayton Florence (2008), Derek Cox (2009-10)
- 22 — Bucky Brooks (1996-97), Tavian Banks (1998-99), Frank Moreau (2001), Reggie White (2001), Robert Bean (2002), LaBrandon Toefield (2003-07), William James (2008), Don Carey (2010)
- 23 — Randy Jordan (1995-97), Cordell Taylor (1998), Corey Chamblin (1999), Anthony Johnson (2000), Ike Charlton (2002), Ray Perryman (2003-04), Dee Webb (2006), Jamaal Fudge (2007), Rashad Jennings (2009-10)
- 24 — Harry Colton (1995), Rashid Gayle (1996), Chris Howard (1998-2000), Craig Miller (2000), Delvin Brown (2001), Kiwaukee Thomas (2003-04), Montell Owens (2006-10)
- 25 — Mickey Washington (1995-96), Curtis Anderson (1997), Fernando Bryant (1999-2003), Kenny Wright (2005), Ahmad Carroll (2006), Reggie Nelson (2007-09), Michael Hamlin (2010)
- 26 — Rogerick Green (1995), Kevin Devine (1997-98), Rayna Stewart (1999-2000), Ainsley Battles (2001-02), Blue Adams (2003), David Richardson (2004-06), Sammy Knight (2007), Omare Hand (2008), Kennard Cox (2008), Brian Russell (2009), Michael Coe (2009-10), Chevris Jackson (2010)
- 27 — Vinnie Clark (1995-96), Deon Figures (1997-98), Shad Criss (2000), Earthwind Moreland (2001), Damen Wheeler (2001), Rashean Mathis (2003-10)
- 28 — Monty Groy (1995), Dana Hall (1996-97), Fred Taylor (1998-2008)
- 29 — Darren Carrington (1995), Ricky Parker (1997), Twamambi Settles (1998), Jason Craft (1999-2003), Chris Thompson (2004), Brian Williams (2006-08), William Middleton (2009-10)
- 30 — Darren Studstill (1995-96), Michael Swift (2000), Dewayne Washington (2004), Kennard Cox (2009)
- 31 — Daimon Shelton (1997-2000), Patrick Washington (2001-02), Chris Brown (2003), Scott Starks (2005-06, 2009), Aaron Glenn (2007), David Jones (2010)
- 32 — Vaughn Dunbar (1995), Mike Logan (1997-2000), Marlon McCree (2001-03), David Allen (2004), Maurice Jones-Drew (2006-10)
- 33 — James Stewart (1995-99), Shyrone Stith (2000), James Trapp (2003), Greg Jones (2004-10)
- 34 — Reggie Cobb (1995), Roger Graham (1996), Zack Crockett (1998), Stacey Mack (1999-2002), David Allen (2003), Alvin Pearman (2005-06), Lamont Thompson (2007), Chauncey Washington (2008)
- 35 — Le'Shai Maston (1995-96), Elvis Joseph (2001-02), Deke Cooper (2003-05), Deji Karim (2010)
- 36 — Ryan Christopherson (1995-96), Ron Janes (1998), Renard Cox (2001), Derrick Wimbush (2005-06), Isaiah Gardner (2008), Courtney Greene (2009-10)
- 37 — Chris Hudson (1996-98), Carnell Lake (1999-2000), David Young (2003), Deon Grant (2004-06), Calvin Lowry (2008), Sean Considine (2009-10)
- 38 — Mike Dumas (1995), Blaine McElmurry (1998-99), Dan Alexander (2002), Chris Robertson (2005-06), Brian Witherspoon (2008-09)
- 39 — Chris Parker (1997), Alvin Pearman (2008)
- 40 — Gordon Laro (1995), Robert Massey (1996), Malaefoe MacKenzie (2003), Rich Alexis (2005)
- 41 — Dave Thomas (1995-99), Kiwaukee Thomas (2000-02), Nick Sorensen (2003-06), Tyrone Brackenridge (2009-10)
- 42 — Ricky Bell (1996), Chad Dukes (2000), James Boyd (2001-02), Anthony Mitchell (2003), Jamaal Fudge (2006), Chad Nkang (2007-08), Gerald Alexander (2009-10)
- 43 — George Jones (1998), Jermaine Williams (2000), Gerald Sensabaugh (2005-08)
- 44 — Ryan Dickerson (1995), Marc Edwards (2003-04), Brock Bolen (2009-10)
- 45 — Travis Davis (1995-98), JoJuan Armour (1999), Erik Olson (2000), Chris Fuamatu-Ma'afala (2003-04)
- 48 — Chris Griffin (1996), Jeremy Cain (2009-10)
- 49 — Ty Hallock (1997)
- 50 — Tom Myslinski (1995), Eddie Robinson (1996-97), Erik Storz (1998-2000), Joe Wesley (2001), Tony Gilbert (2003-07), Russell Allen (2009-10)
- 51 — Mark Williams (1995), Kevin Hardy (1996-01), Akin Ayodele (2002-05), Clint Ingram (2006-09)
- 52 — Brant Boyer (1995-2000), Eric Westmoreland (2001-03), Daryl Smith (2004-10)
- 53 — Santo Stephens (1995), Nate Dingle (1996), Eddie Mason (1998), T.J. Slaughter (2000-03), Hakim Akbar (2003), Pat Thomas (2005-07), Shanteae Orr (2007), Thomas Williams (2008), Bryan Smith (2009), Eric Alexander (2010), Slade Norris (2010)
- 54 — Keith Goganovic (1995), Ty Hallock (1996), James Hamilton (1997-98), Chester Burnett (1999), Troy Pelshak (2000), Donny Green (2001), Mike Peterson (2003-08), Quentin Groves (2009), Alvin Bowen (2010)
- 55 — Tom McManus (1995-99), Danny Clark (2000-03), Greg Favors (2004-05), Nick Greisen (2006-07), Roy Manning (2007), Adam Seward (2009), Chris Harrington (2009), Kirk Morrison (2010)
- 56 — Jeff Lageman (1995-98), Lonnie Marts (1999), Hardy Nickerson (2000-01), Bobby Brooks (2002), Shannon Taylor, (2003), Deon Humphrey (2003), Jason Gildon (2004), Kenny Petway (2006), Justin Durant (2007-10)
- 57 — Jeff Kopp (1996-98), Reggie Lowe (1998), Corey Terry (1999), Joseph Tuipala (2001-02), Tommy Hendricks (2004), Jamie Winborn (2005), Brent Hawkins (2006-07), Tim Shaw (2008), James Wyche (2009), Torrance Daniels (2009)
- 58 — Brian Schwartz (1995-99), Lonnie Marts (2000), Jeff Posey (2001), Wali Rainer (2002), Hugh Douglas (2003), Jorge Cordova (2004-07), Marquis Cooper (2007), Jacob Cutrera (2010)
- 59 — Reggie Clark (1995-96), Edward Thomas (2000-02), Keith Mitchell (2003), Jimmy McClain (2004), Tracy White (2005), Brian Iwuh (2006-09), Larry Hart (2010)
- 60 — Sammy Williams (2003)
- 61 — Emarlos Leroy (1999), Dan Connolly (2005-06), Drew Miller (2008)
- 62 — Ben Coleman (1995-99), Dennis Norman (2004-08)
- 63 — Frank Cornish (1995), Michael Cheever (1996-98), Brad Meester (2000-10)
- 64 — John Jurkovic (1996-98), Aaron Koch (2000-02), Jamar Nesbit (2003), Milford Brown (2008), Cecil Newton (2009)
- 65 — Bronzell Miller (1995), Quentin Neujahr (1998-2000), Chris Naeole (2002-08), Kynan Forney (2009)
- 66 — Shawn Bouwens (1995), Greg Huntington (1996-97), John Wade (1998-2002), Brett Romberg (2003-05), Derek Landri (2007-09), Justin Smiley (2010)
- 67 — Jeff Novak (1995-98), Steve Ingram (1999), Gannon Shepherd (2000-01), Daryl Terrell (2002), Vince Manuwai (2003-10)
- 68 — Bruce Wilkerson (1995), Mark Nori (1997-98), Brenden Stai (2000), Derrick Fletcher (2004-05), Guy Whimper (2010)
- 69 — Eugene Chung (1995), Mark Baniewicz (2000-01), Roger Chanoine (2002), Khalif Barnes (2005-08), Legor Douzable (2010)
- 70 — Patrick Venzke (2001), Bob Whitfield (2004), Wayne Hunter (2006), Todd Wade (2008), Cameron Stephenson (2009)



- 71 — Tony Boselli (1995-2001)
- 72 — Leon Searcy (1996-2000), Steve Zahursky (2001), Derrick Chambers (2001), Mike Pearson (2002-05), Charles Spencer (2008), Jordan Black (2008), Tra Thomas (2009), Kevin Haslam (2010)
- 73 — Brian DeMarco (1995-98), Jeff Smith (2000-01), Dave Kadela (2002), Stockar McDougle (2006-07), Jimmy Kennedy (2008), Eben Britton (2009-10)
- 74 — Jimmy Herndon (1996), Lamanzer Williams (1998), Chris White (1999), Joe Chustz (2000), Maurice Williams (2001-09), Aaron Kampman (2010)
- 75 — Eric Curry (1998-99), Michael Mason (2000), Marcellus Wiley (2005-06), Stefan Rodgers (2008), Eugene Monroe (2009-10)
- 76 — Rich Tylski (1996-99), Dwayne Ledford (2000), Leander Jordan (2002-03), Ephraim Salaam (2004-05), Richard Collier (2006-07), Daniel Baldrige (2010)
- 77 — Andre Davis (1996), Zach Wiegert (1999-2002), Marques Ogden (2003), Mike Compton (2004), Uche Nwaneri (2007-10)
- 78 — Greg Huntington (1995), Todd Fordham (1997-2002), Elton Patterson (2004, 06), Martin Chase (2005), Tutan Reyes (2007-08), Jordan Black (2009-10)
- 79 — Dave Widell (1995-97), Anthony Cesario (1999), Reggie Nelson (2000), Drew Inzer (2002), Tony Pashos (2007-08)
- 80 — Willie Jackson (1995-97), Kyle Brady (1999-2006), Isaac Smolko (2007), Jerry Porter (2008), Mike Thomas (2009-10)
- 81 — Desmond Howard (1995), Andre Rison (1996), Chris Griffin (1996), Will Moore (1997-98), R. Jay Soward (2000-01), Bobby Shaw (2002), Matthew Hatchette (2003), Mike Walker (2008), Torry Holt (2009), Kassim Osgood (2010)
- 82 — Jimmy Smith (1995-2005)
- 83 — Pete Mitchell (1995-98, 2002), Lenzie Jackson (1999), Greg DeLong (2000), Ryan Neufeld (2000), Joe Zelenka (2001), J.J. Stokes (2003), Kevin Johnson (2003), Todd Yoder (2004-05), Greg Estandia (2007-09), Jason Hill (2010)
- 84 — Ernest Givins (1995), Terrence Warren (1995), Reggie Barlow (1996-2000), Sean Dawkins (2001), Patrick Johnson (2002), Jermaine Lewis (2003-04), Chad Owens (2005-07), Troy Williamson (2008-09)
- 85 — Rich Griffith (1995-2000), Damon Gibson (2001-02), Henry Douglas (2002), Kevin Lockett (2002), Cortez Hankton (2003-06), Richard Angulo (2007-08), Ernest Wilford (2009-10)
- 86 — Derek Brown (1995-97), Alvis Whitted (1998-2001), Micah Ross (2001-03), Troy Edwards (2003), Brian Jones (2004-05), Dennis Northcutt (2007-08), Zach Miller (2009-10)
- 87 — Cedric Tillman (1995), Keenan McCardell (1996-2001), Jimmy Redmond (2002), George Wrihster (2003-08), Jarett Dillard (2009)
- 88 — Craig Keith (1995), Kendrick Bullard (1996), Ty Hallock (1996), Damon Jones (1997-2001), Joe Zelenka (2002-08), Zach Potter (2009-10)
- 89 — Curtis Marsh (1995-96), Troy Sadowski (1998), Emanuel Smith (2000), Randall Williams (2001), Ryan Prince (2001), Chris Luzar (2002-03), Mercedes Lewis (2006-10)
- 90 — James Williams (1995), Tony Brackens (1996-2003), Derrick Ransom (2004), James Wyche (2006), Grady Jackson (2007), Mkristo Bruce (2008), Julius Williams (2009), C.J. Mosley (2010)
- 91 — Paul Frase (1995-96), Seth Payne (1997-01), Marco Coleman (2002), Anthony Maddox (2004-05), Kenny Pettway (2007), Derrick Harvey (2008-10)
- 92 — Don Davey (1995-98), James Roberson (1999), Rob Meier (2000-09), Austen Lane (2010)
- 93 — Ernie Logan (1995-96), Esera Tualo (1997), Jose White (1998), Kevin Landolt (1999), Emarlos Leroy (2000), Stalin Colinet (2002), Javor Mills (2002), Bobby McCray (2004-07), Quentin Groves (2008), Greg Peterson (2009), Tyson Alualu (2010)
- 94 — Kelvin Pritchett (1995-98), Larry Smith (1999-2002), Lionel Barnes (2003-04), Jim Davis (2005-06), Montavious Stanley (2006), Jeremy Mincey (2006-08, 2010), Jeremy Navarre (2009)
- 95 — Mike Thompson (1995), Jose White (1997), Bryce Paup (1998-99), Paul Spicer (2000-08), Montavious Stanley (2009)
- 96 — Bernard Carter (1995), Ashley Sheppard (1995), Clyde Simmons (1996-97), Fernando Smith (1998), Gary Walker (1999-2001), Chris Combs (2002), Matt Leonard (2003), Willie Blade (2004), Eddie Freeman (2004), Tony McDaniel (2006-08), Terrance Knighton (2009-10)
- 97 — Ray Hall (1995), Juan Hammonds (1996), Renaldo Wynn (1997-2001), Clenton Ballard (2002), Brandon Green (2003-04), Reggie Hayward (2005-09), Aaron Morgan (2010)
- 98 — Corey Mayfield (1995), Jabbar Threats (1997-98), Regan Upshaw (1999), David Richie (2000), John Henderson (2003-09), Nate Collins (2010)
- 99 — Joel Smeenge (1995-2000), Marcus Stroud (2001-07), Atiyyah Ellison (2008-09), Landon Cohen (2010)



**GET IN
THE GAME**



**CAN'T MISS A GAME?
CAN'T MAKE A GAME?**

Buy and sell Jaguars tickets with NFL Ticket Exchange at NFL.com powered by Ticketmaster.

Visit NFL.com/TicketExchange today!



ticketmaster

The Official Ticket Exchange of the NFL



CAREER LEADERS

RUSHING YARDS

PLAYER	YEARS	NO	YARDS	AVG	LG	TD
Fred Taylor	1998-2008	2,428	11,271	4.6	80t	62
Maurice Jones-Drew	2006-10	1,141	5,248	4.6	80t	54
James Stewart	1995-99	765	2,951	3.9	44t	33
Mark Brunell	1995-2003	429	2,219	5.2	38	14
David Garrard	2002-10	380	1,746	4.6	41t	17
Stacey Mack	1999-2002	372	1,498	4.0	54	19
Natrone Means	1996-97	396	1,330	3.4	35	11
Greg Jones	2004-10	263	896	3.4	27	9

PASSING YARDS

PLAYER	YEARS	COMP	ATT	PCT	YARDS	TD	INT	RTG
Mark Brunell	1995-2003	2,184	3,616	60.4	25,698	144	86	85.4
David Garrard	2002-10	1,406	2,281	61.6	16,003	89	54	85.8
Byron Leftwich	2003-06	789	1,344	58.7	9,042	51	36	80.5
Quinn Gray	2003-07	101	180	56.1	1,252	12	5	88.5
Steve Beuerlein	1995	71	142	50.5	952	4	7	60.5
Jonathan Quinn	1998-2001	66	125	52.8	748	3	4	65.7
Jamie Martin	1998, 2000	49	78	62.8	662	4	1	101.5
Jay Fiedler	1999	61	94	64.9	656	2	2	83.5

RECEPTIONS

PLAYER	YEARS	REC	YARDS	AVG	LG	TD
Jimmy Smith	1995-2005	862	12,287	14.3	75	67
Keenan McCardell	1996-2001	499	6,393	12.8	67t	30
Fred Taylor	1998-2008	286	2,361	8.3	78t	8
Kyle Brady	1999-2006	241	2,500	10.4	42t	13
Maurice Jones-Drew	2006-10	235	2,099	8.9	75	7
Pete Mitchell	1995-98, 2002	191	2,091	10.9	45	11
Reggie Williams	2004-08	189	2,322	12.3	80t	18
Mercedes Lewis	2006-10	181	2,224	12.3	47	17
Matt Jones	2005-08	166	2,153	13.0	49	15
Ernest Wilford	2004-07, 2009-10	153	2,120	13.9	46	15

RECEIVING YARDS

PLAYER	YEARS	YARDS	REC	AVG	LG	TD
Jimmy Smith	1995-2005	12,287	862	14.3	75	67
Keenan McCardell	1996-2001	6,393	499	12.8	67t	30
Kyle Brady	1999-2006	2,500	241	10.4	42t	13
Fred Taylor	1998-2008	2,361	286	8.3	78t	8
Reggie Williams	2004-08	2,322	189	12.3	80t	18
Mercedes Lewis	2006-10	2,224	181	12.3	47	17
Matt Jones	2005-08	2,153	166	13.0	49	15
Ernest Wilford	2004-07, 2009-10	2,120	153	13.9	46	15
Maurice Jones-Drew	2006-10	2,099	235	8.9	75	7

INTERCEPTIONS

PLAYER	YEARS	NO	YARDS	AVG	LG	TD
Rashean Mathis	2003-10	29	511	17.6	72t	3
Aaron Beasley	1996-2001	15	279	18.6	93t	2
Donovin Darius	1998-2006	14	189	13.5	39	0
Derek Cox	2009-10	8	20	2.5	14	0
Chris Hudson	1995-98	8	61	7.6	23	0
Mike Peterson	2003-08	8	89	11.1	26t	1



SCORING

PLAYER	YEARS	TD	TDR	TDP	TDRt	PAT	FG	2PT	POINTS
Mike Hollis	1995-2001	0	0	0	0	239	175	0	764
Josh Scobee	2004-10	0	0	0	0	230	144	0	662
Fred Taylor	1998-2008	70	62	8	0	0	0	2	424
Jimmy Smith	1995-2005	69	0	67	2	0	0	2	418
Maurice Jones-Drew	2006-10	63	54	7	2	0	0	0	378
James Stewart	1995-99	38	33	5	0	0	0	0	228
Keenan McCardell	1996-2001	30	0	30	0	0	0	5	190
Stacey Mack	1999-2002	20	19	1	0	0	0	0	120
Reggie Williams	2004-08	18	0	18	0	0	0	2	112
David Garrard	2002-10	17	17	0	0	0	0	3	108
Mercedes Lewis	2006-10	17	17	0	0	0	0	0	102

PUNT RETURN AVERAGE

PLAYER	YEARS	NO	FC	YARDS	AVG	LG	TD
Bobby Shaw	2002	25	17	310	12.4	69t	1
Brian Witherspoon	2008-09	24	12	270	11.3	42	0
David Allen	2003-04	42	17	468	11.1	52	0
Chris Hudson	1995-98	32	12	348	10.9	60	0
Reggie Barlow	1997-2000	146	61	1,581	10.8	85t	2
Desmond Howard	1995	24	8	246	10.3	40	0
Mike Thomas	2009-10	48	11	476	9.9	78t	1

KICKOFF RETURN AVERAGE

PLAYER	YEARS	NO	YARDS	AVG	LG	TD
Maurice Jones-Drew	2006-10	79	2,054	26.0	100t	2
Deji Karim	2010	50	1,248	25.0	65	0
Mike Thomas	2009-10	26	644	24.8	43	0
Derrick Wimbush	2005-06	47	1,136	24.2	91t	1
Brian Witherspoon	2008-09	76	1,818	23.9	51	0
Shyrone Stith	2000	33	785	23.8	47	0
Mike Logan	1997-2000	29	675	23.4	53	0
Reggie Barlow	1997-2000	70	1,634	23.3	92t	1
Tiquan Underwood	2009-10	26	599	23.0	53	0

SACKS

PLAYER	YEARS	SACKS
Tony Brackens	1996-2003	55.0
Joel Smeenge	1995-2000	34.0
John Henderson	2002-09	29.0
Kevin Hardy	1996-2001	28.5
Paul Spicer	2000-08	28.5
Gary Walker	1999-2001	22.5
Marcus Stroud	2001-07	22.0
Bobby McCray	2003-07	22.0
Rob Meier	2000-09	21.5
Daryl Smith	2004-10	18.0

TACKLES

PLAYER	YEARS	NO
Daryl Smith	2004-10	918
Donovin Darius	1998-2006	858
Mike Peterson	2003-08	837
Kevin Hardy	1996-2001	789
John Henderson	2002-09	563
Rashean Mathis	2003-10	502
Akin Ayodele	2002-05	489
Bryan Schwartz	1995-97	487
Tony Brackens	1996-2003	469
Marcus Stroud	2001-07	457



YEARLY LEADERS

RUSHING

YEAR	PLAYER	NO	YARDS	AVG	LG	TD
1995	James Stewart	137	525	3.8	22	2
1996	James Stewart	190	723	3.8	34	8
1997	Natrone Means	244	823	3.4	20	9
1998	Fred Taylor	264	1,223	4.6	77t	14
1999	James Stewart	249	931	3.7	44t	13
2000	Fred Taylor	292	1,399	4.8	71	12
2001	Stacey Mack	213	877	4.1	54	9
2002	Fred Taylor	287	1,314	4.6	63t	8
2003	Fred Taylor	345	1,572	4.6	62	6
2004	Fred Taylor	260	1,224	4.7	46	2
2005	Fred Taylor	194	767	4.1	71t	3
2006	Fred Taylor	231	1,146	5.0	76	5
2007	Fred Taylor	223	1,202	5.4	80t	5
2008	Maurice Jones-Drew	197	824	4.2	46t	12
2009	Maurice Jones-Drew	312	1,391	4.5	80t	15
2010	Maurice Jones-Drew	299	1,324	4.4	37	5

PASSING

YEAR	PLAYER	ATT	CMP	PCT	YARDS	TD	INT	RTG
1995	Mark Brunell	346	201	58.1	2,168	15	7	82.6
1996	Mark Brunell	557	353	63.4	4,367	19	20	84.0
1997	Mark Brunell	435	264	60.7	3,281	18	7	91.2
1998	Mark Brunell	354	208	58.8	2,501	20	9	89.9
1999	Mark Brunell	441	259	58.7	3,060	14	9	82.0
2000	Mark Brunell	512	311	60.7	3,640	20	14	84.0
2001	Mark Brunell	473	289	61.1	3,309	19	13	84.1
2002	Mark Brunell	416	245	58.9	2,788	17	7	85.7
2003	Byron Leftwich	418	239	57.2	2,819	14	16	73.0
2004	Byron Leftwich	441	267	60.5	2,941	15	10	82.2
2005	Byron Leftwich	302	175	57.9	2,123	15	5	89.3
2006	David Garrard	241	145	60.2	1,735	10	9	80.5
2007	David Garrard	325	208	64.0	2,509	18	3	102.2
2008	David Garrard	535	335	62.6	3,620	15	13	81.7
2009	David Garrard	516	314	60.9	3,597	15	10	83.5
2010	David Garrard	366	236	64.5	2,734	23	15	90.8

RECEPTIONS

YEAR	PLAYER	REC	YDS	AVG	LG	TD	YEAR	PLAYER	REC	YDS	AVG	LG	TD
1995	Willie Jackson	53	589	11.1	45	5	2003	Jimmy Smith	54	805	14.9	67	4
1996	Keenan McCardell	85	1,129	13.3	52	3	2004	Jimmy Smith	74	1,172	15.8	65	6
1997	Keenan McCardell	85	1,165	13.7	60	5	2005	Jimmy Smith	70	1,023	14.6	45t	6
1998	Jimmy Smith	78	1,182	15.2	72t	8	2006	Reggie Williams	52	616	11.8	48	4
1999	Jimmy Smith	116	1,636	14.1	62	6	2007	Ernest Wilford	45	518	11.5	35	3
2000	Keenan McCardell	94	1,207	12.8	67t	5	2008	Matt Jones	65	761	11.7	35	2
2001	Jimmy Smith	112	1,373	12.3	35t	8	2009	Mike Sims-Walker	63	869	13.8	61t	7
2002	Jimmy Smith	80	1,027	12.8	47	7	2010	Mike Thomas	66	820	12.4	50t	4

RECEIVING YARDS

YEAR	PLAYER	YDS	REC	AVG	LG	TD	YEAR	PLAYER	YDS	REC	AVG	LG	TD
1995	Willie Jackson	589	53	11.1	45	5	2003	Jimmy Smith	805	54	14.9	67	4
1996	Jimmy Smith	1,244	83	15.0	62	7	2004	Jimmy Smith	1,172	74	15.8	65	6
1997	Jimmy Smith	1,324	82	16.1	75	4	2005	Jimmy Smith	1,023	70	14.6	45t	6
1998	Jimmy Smith	1,182	78	15.2	72t	8	2006	Matt Jones	643	41	15.7	49	4
1999	Jimmy Smith	1,636	116	14.1	62	6	2007	Reggie Williams	629	38	16.6	80t	10
2000	Jimmy Smith	1,213	91	13.3	65t	8	2008	Matt Jones	761	65	11.7	35	2
2001	Jimmy Smith	1,373	112	12.3	35t	8	2009	Mike Sims-Walker	869	63	13.8	61t	7
2002	Jimmy Smith	1,027	80	12.8	47	7	2010	Mike Thomas	820	66	12.4	50t	4

SCORING

YEAR	PLAYER	TD	TDR	TDP	PAT	FG	2PAT	POINTS
1995	Mike Hollis	0	0	0	27	20	0	87
1996	Mike Hollis	0	0	0	27	30	0	117
1997	Mike Hollis	0	0	0	41	31	0	134
1998	Mike Hollis	0	0	0	45	21	0	108
1999	Mike Hollis	0	0	0	37	31	0	130
2000	Mike Hollis	0	0	0	33	24	0	105
2001	Mike Hollis	0	0	0	29	18	0	83
2002	Stacey Mack	9	9	0	0	0	0	54
2003	Seth Marler	0	0	0	30	20	0	90
2004	Josh Scobee	0	0	0	21	24	0	93
2005	Josh Scobee	0	0	0	38	23	0	107
2006	Josh Scobee	0	0	0	41	26	0	119
2007	Josh Scobee	0	0	0	26	12	0	62
2008	Josh Scobee	0	0	0	33	19	0	90
2009	Maurice Jones-Drew	16	15	1	0	0	0	96
2010	Josh Scobee	0	0	0	41	22	0	107



PUNT RETURNS

YEAR	PLAYER	NO	FC	YARDS	AVG	LG	TD
1995	Desmond Howard	24	8	246	10.3	40	0
1996	Chris Hudson	32	12	348	10.9	60	0
1997	Reggie Barlow	36	16	412	11.4	52	0
1998	Reggie Barlow	43	14	555	12.9	85t	1
1999	Reggie Barlow	38	17	414	10.9	74t	1
2000	Reggie Barlow	29	14	200	6.9	21	0
2001	Damon Gibson	38	22	333	8.8	24	0
2002	Bobby Shaw	25	17	310	12.4	69t	1
2003	David Allen	27	15	324	12.0	52	0
2004	Jermaine Lewis	23	7	227	9.9	50	0
2005	Alvin Pearman	49	15	410	8.4	24	0
2006	Alvin Pearman	32	16	283	8.8	29	0
2007	Dennis Northcutt	26	13	240	9.2	37	0
2008	Brian Witherspoon	17	9	192	11.3	38	0
2009	Mike Thomas	14	4	118	8.4	44	0
2010	Mike Thomas	34	7	358	10.5	78t	1

KICKOFF RETURNS

YEAR	PLAYER	NO	YDS	AVG	LG	TD	YEAR	PLAYER	NO	YDS	AVG	LG	TD
1995	Jimmy Smith	24	540	22.5	89t	1	2003	David Allen	41	831	20.3	61	0
1996	Randy Jordan	26	553	21.3	73	0	2004	Jermaine Lewis	21	386	18.4	26	0
1997	Willie Jackson	32	653	20.4	38	0	2005	Derrick Wimbush	39	955	24.5	91t	1
1998	Reggie Barlow	30	747	24.9	91	0	2006	Maurice Jones-Drew	31	860	27.7	93t	1
1999	Reggie Barlow	19	396	20.8	56	0	2007	Maurice Jones-Drew	31	811	26.2	100t	1
2000	Shyrone Stith	33	785	23.8	47	0	2008	Brian Witherspoon	52	1,250	24.0	51	0
2001	Damon Gibson	26	511	19.7	35	0	2009	Mike Thomas	26	644	24.8	43	0
2002	Elvis Joseph	27	562	20.8	53	0	2010	Deji Karim	50	1,248	25.0	65	0

INTERCEPTIONS

YEAR	PLAYER	INT	YDS	AVG	LG	TD	YEAR	PLAYER	INT	YDS	AVG	LG	TD
1995	Harry Colon	3	46	15.3	41	0	2001	Hardy Nickerson	3	4	1.3	2	0
1996	Chris Hudson	2	25	12.5	21	0		Aaron Beasley	3	0	0.0	0	0
	Kevin Hardy	2	19	9.5	13	0	2002	Marlon McCree	6	129	21.5	53	0
	Dave Thomas	2	7	3.5	8	0	2003	Mike Peterson	3	8	2.7	7	0
	Travis Davis	2	0	0.0	0	0	2004	Donovin Darius	5	80	16.0	37	0
1997	Deon Figures	5	48	9.6	32	0		Rashean Mathis	5	42	8.4	21	0
1998	Aaron Beasley	3	35	11.7	34	0	2005	Rashean Mathis	5	79	15.8	41t	1
	Chris Hudson	3	10	3.3	8	0	2006	Rashean Mathis	8	146	18.3	55	0
1999	Aaron Beasley	6	200	33.3	93t	2	2007	Reggie Nelson	5	76	15.2	37	0
2000	Rayna Stewart	2	37	18.5	24	0	2008	Rashean Mathis	4	151	37.8	72t	2
	Donovin Darius	2	26	13.0	21	0		Gerald Sensabaugh	4	38	9.5	23	0
	Mike Logan	2	14	7.0	14	0	2009	Derek Cox	4	6	1.5	6	0
							2010	Derek Cox	4	14	3.5	14	0

PUNTING

YEAR	PLAYER	NO	YARDS	AVG	NET	TB	IN20	LG	BL
1995	Bryan Barker	82	3,591	43.8	38.6	5	19	63	0
1996	Bryan Barker	69	3,016	43.7	35.6	8	16	62	0
1997	Bryan Barker	66	2,964	44.9	38.8	8	27	64	0
1998	Bryan Barker	85	3,824	45.0	38.5	11	28	65	0
1999	Bryan Barker	78	3,260	41.8	36.9	6	32	83	0
2000	Bryan Barker	76	3,194	42.0	34.4	5	29	65	0
2001	Chris Hanson	82	3,577	43.6	37.1	12	24	59	0
2002	Chris Hanson	81	3,583	44.2	37.6	10	27	64	0
2003	Mark Royals	45	1,852	41.2	34.8	5	9	51	0
2004	Chris Hanson	84	3,592	42.8	35.5	9	28	69	0
2005	Chris Hanson	82	3,517	42.9	36.9	11	33	74	1
2006	Chris Hanson	72	2,920	40.6	33.4	7	20	58	1
2007	Adam Podlesh	54	2,249	41.6	36.9	2	14	76	0
2008	Steve Weatherford	21	915	43.6	37.7	3	2	57	0
2008	Adam Podlesh	46	1,989	43.2	36.6	5	12	60	0
2009	Adam Podlesh	72	3,017	41.9	38.3	5	23	64	0
2010	Adam Podlesh	57	2,496	43.8	39.2	7	26	63	0

SACKS

YEAR	PLAYER	SACKS
1995	Joel Smeenge	4.0
1996	Clyde Simmons	7.5
1997	Clyde Simmons	8.5
1998	Joel Smeenge	7.5
1999	Tony Brackens	12.0
2000	Tony Brackens	7.5
2001	Tony Brackens	11.0
2002	Marcus Stroud, John Henderson	6.5
2003	Tony Brackens	6.0
2004	Greg Favors, John Henderson	5.5
2005	Reggie Hayward	8.5
2006	Bobby McCray	10.0
2007	Paul Spicer	7.5
2008	Reggie Hayward	4.5
2009	John Henderson	3.0
2010	Jeremy Mincey	5.0

TACKLES

YEAR	PLAYER	TACKLES
1995	Bryan Schwartz	161
1996	Eddie Robinson	165
1997	Bryan Schwartz	165
1998	Kevin Hardy	186
1999	Kevin Hardy	153
2000	Kevin Hardy	149
2001	Hardy Nickerson	230
2002	Wali Rainer	188
2003	Mike Peterson	167
2004	Mike Peterson	178
2005	Mike Peterson	190
2006	Daryl Smith	170
2007	Sammy Knight	132
2008	Mike Peterson	139
2009	Daryl Smith	150
2010	Daryl Smith	156



1995 STATISTICS (4-12)

Head Coach: Tom Coughlin

Table with columns: DATE, OPPONENT, SCORE, W/L, ATT. Rows include games against Houston, Cincinnati, N.Y. Jets, Green Bay, Houston, Pittsburgh, Chicago, Cleveland, Pittsburgh, Seattle, Tampa Bay, Cincinnati, Denver, Indianapolis, Detroit, Cleveland.

Summary statistics table with columns: JAX, OPP. Rows include: TOTAL FIRST DOWNS, Rushing, Passing, Penalty, 3rd Down: Made/Att., 3rd Down Pct., 4th Down: Made/Att., 4th Down Pct., POSSESSION AVG., TOTAL NET YARDS, Average Per Game, Total Plays, Average Per Play, NET YARDS RUSHING, Average Per Game, Total Rushes, NET YARDS PASSING, Average Per Game, Sacked/Yards Lost, Gross Yards, Att./Comp., Completion Pct., Had Intercepted, PUNTS/AVERAGE, NET PUNTING AVG., PENALTIES/YARDS, FUMBLES/BALL LOST, TOUCHDOWNS, Rushing, Passing, Returns.

Table with columns: BY PERIODS, 1, 2, 3, 4, OT, PTS. Rows for Jaguars and Opponents.

Table with columns: SCORING, TD, RU, PA, RT, PAT, FG, S, TP. Rows for Hollis, Jackson, Smith, Brunell, Givins, Stewart, Tillman, Dunbar, Mitchell, Christopherson, Howard, Jordan, Washington, Jaguars, Opponents.

Table with columns: RUSHING, NO, YDS, AVG, LG, TD. Rows for Stewart, Brunell, Dunbar, Maston, Jordan, Buerlein, Cobb, Johnson, Christopherson, Howard, Jaguars, Opponents.

Table with columns: RECEIVING, NO, YDS, AVG, LG, TD. Rows for Jackson, Mitchell, Tillman, Givins, Howard, J. Smith, Stewart, Maston, Griffith, Marsh, Jordan, Keith, Dunbar, Laro, Christopherson, Jaguars, Opponents.

Table with columns: INTERCEPTIONS, NO, YDS, AVG, LG, TD. Rows for Colon, Williams, Gogonious, Washington, Carrington, Smeenge, Grow, Clark, Dumas, Jaguars, Opponents.

Table with columns: PUNTING, NO, YDS, AVG, NET, TR, IN, LG, B. Rows for Barker, Jaguars, Opponents.

Table with columns: PUNT RET, NO, FC, YDS, AVG, LG, TD. Rows for Howard, Givins, Tillman, Jackson, Jaguars, Opponents.

Table with columns: KICKOFF RET, NO, YDS, AVG, LG, TD. Rows for J. Smith, Jackson, Marsh, Howard, Dunbar, Jordan, Griffith, Maston, Jaguars, Opponents.

2-point conversions: W. Jackson, Jaguars 1-3. Opponents 0-1

Standings: Fifth in AFC Central

Table with columns: FGS, 1-19, 20-29, 30-39, 40-49, 50+. Rows for Hollis, Jaguars, Opponents.

Hollis: (36N, 26G), (29G), (34G), (1), (22G), (53G, 32G), (47N, 49G, 40G, 54N), (51G), (1), (26G, 50G, 29G), (22G), (41N, 47B, 36G, 39G), (47G), (27B, 37G), (277N), (42G, 21G, 34G)
Opponents: (19G), (42G, 48N), (21G, 48G), (47N, 49G), (29G, 53G, 32G, 52N), (41G, 19G, 22G), (25G, 21G, 20G), (36G, 29G, 21G), (36G), (25G), (33G), (31G), (38G), (22G, 44G), (38G, 39G, 33G), (40N)

SACKS
Smeenge 4.0, Davey 3.0, Lageman 3.0, Logan 3.0, Mayfield 1.5, Pritchett 1.5, Frase 1.0, Jaguars 17. Opponents 57.

TACKLES (Solo, Assists, Total)
Schwartz (88-73-161), Gogonious (59-73-132), Pritchett (50-51-101), Colon (58-22-80), J. Williams (49-30-79), Davey (59-36-75), Smeenge (40-33-73), V. Clark (59-10-69), Washington (57-8-65), Lageman (35-20-55), Dumas (36-18-54), M. Williams (26-23-49), T. Davis (30-11-41), Thomas (32-7-39), Mayfield (18-16-34), McManus (15-16-31), Frase (16-13-29), Carrington (14-4-18), Logan (10-6-16), Grow (4-5-9), Stephens (3-6-6), Carter (3-5-8), Sheppard (6-1-7), Hall (5-1-6), Green (4-2-6), R. Clark (1-4-5), Miller (0-2-2), Thompson (0-2-2)

USUAL STARTING LINEUP

- OFFENSE
WR Ernest Givins (9), Jimmy Smith (4)
LT Tony Boselli (12)
LG Shawn Bowdens (9)
C Jeff Norwell (7)
C Dave Widell (16)
RG Tom Myslinski (9), Ben Coleman (5)
RT Brian DeMarco (16)
TE Rich Griffith (15), Pete Mitchell (5)
WR Willie Jackson (10), Desmond Howard (6)
QB Mark Brunell (10), Steve Buerlein (6)
RB James Stewart (6), Vaughn Dunbar (6)
FB Le'Shai Maston (10)

- DEFENSE
LE Joel Smeenge (11)
LT Kelvin Pritchett (16)
RT Don Davey (12)
RE Jeff Legeman (11), Paul Frase (5)
SLB Keith Gogonious (10), James Williams (6)
MLB Bryan Schwartz (9), Keith Gogonious (5)
WLB Mark Williams (10)
LCB Joel Smeenge (4)
Vinnie Clark (16)
RCB Mickey Washington (16)
LS Harry Colon (11)
RS Travis Davis (5), Mike Dumas (8), Harry Colon (5)

Table with columns: PASSING, ATT, CMP, PCT, YARDS, YDS/ATT, TD, INT, LG, SK/YDS, RATING. Rows for Brunell, Buerlein, Johnson, Jaguars, Opponents.



1996 STATISTICS (9-7)

Head Coach: Tom Coughlin

DATE	OPPONENT	SCORE	W/L	ATT
Sep. 1	PITTSBURGH	24-9	W	70,210
Sep. 8	HOUSTON	27-34	L	66,468
Sep. 15	at Oakland	3-17	L	46,291
Sep. 22	at New England (OT)	25-28	L	59,446
Sep. 29	CAROLINA	24-14	W	71,537
Oct. 6	at New Orleans	13-17	L	34,231
Oct. 13	N.Y. JETS	21-17	W	65,699
Oct. 20	at St. Louis	14-17	L	60,066
Oct. 27	at Cincinnati	21-28	L	45,890
Nov. 3	Open date			
Nov. 10	BALTIMORE	30-27	W	64,628
Nov. 17	at Pittsburgh	3-28	L	58,879
Nov. 24	at Baltimore (OT)	28-25	W	57,384
Dec. 1	CINCINNATI	30-27	W	57,408
Dec. 8	at Houston	23-17	W	20,196
Dec. 15	SEATTLE	20-13	W	66,134
Dec. 22	ATLANTA	19-17	W	71,449
Dec. 28	at Buffalo	30-27	W	70,213
Jan. 4	at Denver	6-27	W	75,678
Jan. 12	at New England	30-20	L	60,190

	JAX	OPP
TOTAL FIRST DOWNS	325	316
Rushing	90	110
Passing	208	181
Penalty	27	25
3rd Down: Made/Att.	87/208	93/211
3rd Down Pct.	41.8	44.1
4th Down: Made/Att.	5/8	3/8
4th Down Pct.	62.5	37.5
POSSESSION AVG.	31:18	28:42
TOTAL NET YARDS	5,760	5,095
Average Per Game	360.0	318.4
Total Plays	1,038	993
Average Per Play	5.5	5.1
NET YARDS RUSHING	1,650	1,781
Average Per Game	103.1	111.3
Total Rushes	431	447
NET YARDS PASSING	4,110	3,314
Average Per Game	256.9	207.1
Sacked/Yards Lost	50/257	37/237
Gross Yards	4,367	3,551
Att./Comp.	557/353	509/291
Completion Pct.	63.4	57.2
Had Intercepted	20	13
PUNTS/AVERAGE	69/43.7	71/42.0
NET PUNTING AVG.	69/35.6	71/34.5
PENALTIES/YARDS	127/1006	97/800
FUMBLES/BALL LOST	29/10	26/14
TOUCHDOWNS	33	37
Rushing	13	9
Passing	19	24
Returns	1	4

BY PERIODS	1	2	3	4	OT	PTS
Jaguars	68	80	80	94	3	325
Opponents	70	117	65	80	3	335

SCORING	TD	RU	PA	RT	PAT	FG	S	TP
Hollis	0	0	0	0	27/27	30/36	0	17
Stewart	10	8	2	0	0	0	0	60
Smith	7	0	7	0	0	0	0	42
Brunell	3	3	0	0	0	0	0	22
McCardell	3	0	3	0	0	0	0	22
Jackson	3	0	3	0	0	0	0	20
Means	3	2	1	0	0	0	0	18
Rison	2	0	2	0	0	0	0	12
Mitchell	1	0	1	0	0	0	0	6
Washington	1	0	0	1	0	0	0	6
Jaguars	33	13	19	1	27/27	30/36	0	325
Opponents	37	9	24	4	33/35	26/34	0	335

PASSING	ATT	CMP	PCT	YARDS	YDS/ATT	TD	INT	LG	SK/YDS	RATING
Brunell	557	353	63.4	4,367	7.84	19	20	62	50/257	84.0
Jaguars	557	353	63.4	4,367	7.84	19	20	62	50/257	84.0
Opponents	509	291	57.2	3,551	6.98	24	13	63t	37/237	83.9

Postseason: 2-1

RUSHING	NO	YDS	AVG	LG	TD
Stewart	190	723	3.8	34	8
Means	152	507	3.3	35	2
Brunell	80	396	5.0	33	3
Maston	8	22	2.8	7	0
Jackson	1	2	2.0	2	0
Jaguars	431	1,650	3.8	35	13
Opponents	447	1,781	4.0	76	9

RECEIVING	NO	YDS	AVG	LG	TD
McCardell	85	1,129	13.3	52	3
Smith	83	1,244	15.0	62	7
Mitchell	52	575	11.1	30	1
Rison	34	458	13.5	61t	2
Jackson	33	486	14.7	58	3
Stewart	30	177	5.9	21t	2
Brown	17	141	8.3	16	0
Means	7	45	6.4	11t	1
Maston	6	54	9.0	17	0
Griffith	5	53	10.6	18	0
Hallock	1	5	5.0	5	0
Jaguars	353	4,367	12.4	62	19
Opponents	291	3,551	12.2	63t	24

INTERCEPTIONS	NO	YDS	AVG	LG	TD
Hudson	2	25	12.5	21	0
Hardy	2	19	9.5	13	0
Thomas	2	7	3.5	8	0
Davis	2	0	0.0	0	0
Brackens	1	27	27.0	27	0
Hall	1	20	20.0	20	0
Clark	1	15	15.0	15	0
Washington	1	1	1.0	1	0
Beasley	1	0	0.0	0	0
Jaguars	13	114	8.8	27	0
Opponents	20	370	18.5	92t	3

PUNTING	NO	YDS	AVG	NET	TR	IN	LG	B
Barker	69	3,016	43.7	35.6	8	16	62	0
Jaguars	69	3,016	43.7	35.6	8	16	62	0
Opponents	71	2,979	42.0	34.5	9	19	70	0

PUNT RET.	NO	FC	YDS	AVG	LG	TD
Hudson	32	12	348	10.9	60	0
McCardell	1	1	2	2.0	2	0
Thomas	1	0	1	1.0	1	0
Jaguars	34	13	351	10.3	60	0
Opponents	44	7	400	9.1	40	0

KICKOFF RET.	NO	YDS	AVG	LG	TD
Jordan	26	553	21.3	73	0
Brooks	17	412	24.2	36	0
Bullard	7	157	22.4	36	0
Jackson	7	149	21.3	27	0
Bell	6	119	19.8	28	0
Griffith	2	24	12.0	16	0
Maston	2	49	24.5	29	0
Jaguars	67	1,463	21.8	73	0
Opponents	71	1,674	23.6	62	0

2-point conversions: Brunell 2, McCardell 2, Jackson 1, Jaguars 5-6. Opponents 1-2

Standings: Second in AFC Central

FGS	1-19	20-29	30-39	40-49	50+
Hollis	2/2	9/9	12/14	5/8	2/3
Jaguars	2/2	9/9	12/14	5/8	2/3
Opponents	0/0	16/16	5/7	5/10	0/1

Hollis: (52G), (38G, 37G, 31N), (33G), (42N, 27G), (53G), (48N, 36G, 19G), (35G, 40G), (I), (I), (23G, 33G, 24G), (40G), (29G, 41N, 34G), (25G, 46G, 40G, 39G, 36G, 20G), (51N, 34G, 38G, 31G), (36G, 19G, 39G), (23G, 26G, 22G, 42G).

Opponents: (48G, 29G, 23G), (32G, 29G), (32G), (23G, 30G, 29G, 44N, 41G, 40G), (45N), (27G), (20G, 36N), (25G), (I), (21G, 21G), (51N), (21G, 29G, 41G, 33G, 49N), (42B, 22G, 34G), (44N, 27G), (27G, 24G), (46G, 30N)

SACKS

Simmons 7.5, Brackens 7.0, Hardy 5.5, Smeenge 5.0, Lageman 4.5, Pritchett 2.0, Beasley 1.0, Jurkovic 1.0, Robinson 1.0, Davey 0.5, T. Davis 0.5, Hudson 0.5, **Jaguars 37, Opponents 50.**

TACKLES (Solo, Assists, Total)

Robinson (67-98-165), Hardy (65-65-130), McManus (57-62-119), Washington (65-9-74), Jurkovic (39-33-72), Simmons (25-41-66), Brackens (43-22-65), T. Davis (40-25-65), Hudson (50-14-64), Lageman (46-16-64), Hall (42-18-60), Davey (26-34-60), Smeenge (20-23-43), Schwartz (20-22-42), Pritchett (17-22-39), Thomas (33-3-36), Massey (30-4-34), Beasley (25-6-31), Clark (15-1-16), Boyer (3-4-7), Frase (1-6-7), Logan (4-0-4), Brooks (4-0-4), Bell (2-1-3), A. Davis (0-2-2)

USUAL STARTING LINEUP

OFFENSE

WR	Andre Rison (9)
	Jimmy Smith (7)
LT	Tony Boselli (16)
LG	Ben Coleman (16)
C	Dave Widell (14)
RG	Brian DeMarco (9)
	Rich Tylski (7)
RT	Leon Searcy (16)
TE	Derek Brown (14)
	Pete Mitchell (7)
WR	Keenan McCardell (15)
QB	Mark Brunell (16)
RB	James Stewart (11)
	Natrone Means (4)
FB	Le'Shai Maston (8)

DEFENSE

LE	Joel Smeenge (10)
	Jeff Lageman (6)
LT	Don Davey (11)
RT	John Jurkovic (14)
RE	Clyde Simmons (13)
SLB	Rhon Hardy (15)
MLB	Tom McManus (11)
WLB	Eddie Robinson (15)
LCB	Aaron Beasley (5)
	Dave Thomas (5)
	Vinnie Clark (4)
RCB	Mickey Washington (16)
LS	Dana Hall (9)
	Travis Davis (7)
RS	Chris Hudson (16)



1997 STATISTICS (11-5)

Head Coach: Tom Coughlin

DATE	OPPONENT	SCORE	W/L	ATT
Aug. 31	at Baltimore	28-27	W	61,018
Sep. 7	NY GIANTS	40-13	W	70,581
Sep. 14	Open date			
Sep. 22	PITTSBURGH	30-21	W	73,016
Sep. 28	at Washington	12-24	L	74,421
Oct. 5	CINCINNATI	21-13	W	67,128
Oct. 12	PHILADELPHIA	38-21	W	69,150
Oct. 19	at Dallas	22-26	L	64,464
Oct. 26	at Pittsburgh (OT)	17-23	L	57,011
Nov. 2	at Tennessee	30-24	W	27,208
Nov. 9	KANSAS CITY	24-10	W	70,444
Nov. 16	TENNESSEE	17-9	W	70,070
Nov. 23	at Cincinnati	26-31	L	55,158
Nov. 30	BALTIMORE	29-27	W	63,712
Dec. 7	NEW ENGLAND	20-26	L	73,446
Dec. 14	at Buffalo	20-14	W	41,231
Dec. 21	at Oakland	20-9	W	40,032
Dec. 27	at Denver	17-42	L	74,481

	JAX	OPP
TOTAL FIRST DOWNS	308	318
Rushing	103	107
Passing	187	190
Penalty	18	21
3rd Down: Made/Att.	82/209	102/226
3rd Down Pct.	39.2	45.1
4th Down: Made/Att.	5/12	12/23
4th Down Pct.	41.7	52.2
POSSESSION AVG.	29.40	30.20
TOTAL NET YARDS	5,424	5,238
Average Per Game	339.0	327.4
Total Plays	998	1,035
Average Per Play	5.4	5.1
NET YARDS RUSHING	1,720	1,734
Average Per Game	107.5	108.4
Total Rushes	454	455
NET YARDS PASSING	3,704	3,504
Average Per Game	231.5	219.0
Sacked/Yards Lost	40/218	48/331
Gross Yards	3,922	3,835
Att./Comp.	504/313	532/320
Completion Pct.	62.1	60.2
Had Intercepted	9	14
PUNTS/AVERAGE	66/44.9	73/41.9
NET PUNTING AVG.	66/38.8	73/34.4
PENALTIES/YARDS	119/114	90/800
FUMBLES/BALL LOST	17/11	26/15
TOUCHDOWNS	43	39
Rushing	20	12
Passing	20	24
Returns	3	3

BY PERIODS	1	2	3	4	OT	PTS
Jaguars	117	111	66	100	0	394
Opponents	65	91	58	98	6	318

SCORING	TD	RU	PA	RT	PAT	FG	S	TP
Hollis	0	0	0	0	41/41	31/36	0	134
Means	9	9	0	0	0	0	0	54
Stewart	9	8	1	0	0	0	0	54
McCardell	5	0	5	0	0	0	0	30
Mitchell	4	0	4	0	0	0	0	24
Smith	4	0	4	0	0	0	0	24
Jackson	2	0	2	0	0	0	0	14
Brunell	2	2	0	0	0	0	0	12
Hudson	2	0	2	0	0	0	0	12
Jones	2	0	2	0	0	0	0	12
Barlow	1	0	0	1	0	0	0	6
Brown	1	0	1	0	0	0	0	6
Hallock	1	0	1	0	0	0	0	6
Johnson	1	1	0	0	0	0	0	6
Jaguars	43	20	20	3	41/41	31/36	0	394
Opponents	39	12	24	3	31/32	17/25	0	318

PASSING	ATT	CMP	PCT	YARDS	YDS/ATT	TD	INT	LG	SK/YDS	RATING
Brunell	435	264	60.7	3,281	7.54	18	7	75	33/189	91.2
Matthews	40	26	65.0	275	6.88	0	0	43	1/0	84.9
Johnson	28	22	78.6	344	12.29	2	2	40	6/29	111.9
Barker	1	1	100.0	22	22.0	0	0	22	0/0	118.8
Jaguars	504	313	62.1	3,922	7.78	20	9	75	40/218	92.0
Opponents	532	320	60.2	3,835	7.21	24	14	64	48/331	86.3

Postseason: 0-1

RUSHING	NO	YDS	AVG	LG	TD
Means	244	823	3.4	20	9
Stewart	136	555	4.1	33	8
Brunell	48	257	5.4	15	2
Johnson	10	34	3.4	25	1
Hallock	4	21	5.3	11	0
Jackson	3	14	4.7	13	0
Matthews	1	10	10.0	10	0
Shelton	6	4	0.7	2	0
Jordan	1	2	2.0	2	0
Barker	1	0	0.0	0	0
Jaguars	454	1,720	3.8	33	20
Opponents	455	1,734	3.8	30	12

RECEIVING	NO	YDS	AVG	LG	TD
McCardell	85	1,164	13.7	60	5
Smith	82	1,324	16.1	75	4
Stewart	41	336	8.2	40	1
Mitchell	35	380	10.9	33	4
Hallock	18	131	7.3	23	1
Jackson	17	206	12.1	45	2
Means	15	104	6.9	21	0
Brown	8	84	10.5	21	1
Jones	5	87	17.4	26	2
Barlow	5	74	14.8	29	0
Hall	1	22	22.0	22	0
Moore	1	10	10.0	10	0
Jaguars	313	3,922	12.5	75	20
Opponents	320	3,835	12.0	64	24

INTERCEPTIONS	NO	YDS	AVG	LG	TD
Figures	5	48	9.6	32	0
Hudson	3	26	8.7	23	0
Thomas	2	34	17.0	23	0
Davis	1	23	23.0	23	0
Kopp	1	9	9.0	9	0
Beasley	1	5	5.0	5	0
Robinson	1	0	0.0	0	0
Jaguars	14	145	10.4	32	0
Opponents	9	184	20.4	47	2

PUNTING	NO	YDS	AVG	NET	TR	IN	LG	B
Barker	66	2,964	44.9	38.8	8	27	64	0
Jaguars	65	2,964	44.9	38.8	8	27	64	0
Opponents	73	3,060	41.9	34.4	7	20	72	1

PUNT RET	NO	FC	YDS	AVG	LG	TD
Barlow	36	16	412	11.4	52	0
Jaguars	36	16	412	11.4	52	0
Opponents	29	7	241	8.3	25	0

KICKOFF RET	NO	YDS	AVG	LG	TD
Jackson	32	653	20.4	38	0
Barlow	10	267	26.7	92	1
Logan	10	236	23.6	39	0
Mitchell	2	17	8.5	12	0
Davis	1	9	9.0	9	0
Hallock	1	6	6.0	6	0
Moore	1	36	36.0	36	0
Parker	1	9	9.0	9	0
Jaguars	58	1,233	21.3	92	1
Opponents	77	1,730	22.5	85	0

2-point conversions: Jackson 1, Jaguars 1-2, Opponents 1-6

Standings: Second in AFC Central

FGS	1-19	20-29	30-39	40-49	50+
Hollis	2/2	12/14	8/9	7/9	2/2
Jaguars	2/2	12/14	8/9	7/9	2/2
Opponents	1/1	3/3	9/12	4/8	0/1

Hollis: (43N), (29G, 52G, 35N, 42G), (29N, 20G, 45G, 38N, 27G), (30G, 42G, 25G, 47G), (27N), (38G), (1), (20G), (30G, 30G, 37G), (52G), (23G), (21G, 35G, 29G, 25G), (41G, 42G, 31G, 29G, 22G), (44N), (19G, 47G), (19G, 23G)
Opponents: (33G, 25G), (1), (40B), (33N, 41G), (1), (43N), (37G, 21G, 63N), (19G), (33N, 36G, 41N), (45G), (41N, 35G), (20G), (1), (44G, 41G, 33G, 39G, 32N), (38G, 31G), (33G)

SACKS

Simmons 8.5, Brackens 7.0, Smeenge 6.5, Lageman 5.0, Davey 3.0, Pritchett 3.0, Hardy 2.5, Wynn 2.5, Davis 2.0, Robinson 2.0, Boyer 1.5, Hamilton 1.0, Kopp 1.0, Tualo 1.0, Schwartz 0.5, Jaguars 48, Opponents 40.

TACKLES (Solo, Assists, Total)

Schwartz (69-96-165), Robinson (70-91-161), T. Davis (88-28-116), Thomas (75-13-88), Hudson (61-19-80), Hardy (34-39-73), Simmons (31-40-71), Figures (60-3-63), Brackens (36-26-62), Wynn (25-35-60), Lageman (26-30-56), Smeenge (25-30-55), Davey (16-38-54), Pritchett (20-24-44), Boyer (27-16-43), Payne (13-19-32), Beasley (26-5-31), Tualo (12-14-26), Kopp (7-7-14), Hall (11-3-14), Devine (7-1-0), Jurkovic (4-2-0), White (3-3-6), Logan (5-0-5), Hamilton (2-1-3), Brooks (1-1-2), Parker (0-1-1)

USUAL STARTING LINEUP

OFFENSE

- WR Jimmy Smith (16)
- LT Tony Boselli (12)
- LG Ben Coleman (12)
- C Dave Widell (12)
- Michael Cheever (4)
- Rich Tyski (11)
- Brian DeMarco (5)
- Leon Searcy (16)
- RT Leon Seary (16)
- TE Pete Mitchell (12)
- Derek Brown (8)
- QB Keenan McCardell (16)
- WR Mark Brunell (14)
- RB Natrone Means (11)
- James Stewart (5)
- FB Ty Hallock (7)

DEFENSE

- LE Jeff Lageman (16)
- LT Renaldo Wynn (8)
- Kevin Pritchett (5)
- RT Don Davey (10)
- Seth Payne (5)
- CB Clyde Simmons (13)
- RB Kevin Hardy (11)
- MLB Bryan Schwartz (16)
- WLB Eddie Robinson (13)
- LCB Dave Thomas (9)
- Aaron Beasley (7)
- RCB Deon Figures (9)
- Dave Thomas (7)
- LS Travis Davis (16)
- RS Chris Hudson (16)



1999 STATISTICS (14-2)

Head Coach: Tom Coughlin

DATE	OPPONENT	SCORE	W/L	ATT
Sep. 12	SAN FRANCISCO	41-3	W	68,678
Sep. 19	at Carolina	22-20	W	64,261
Sep. 26	TENNESSEE	19-20	L	61,502
Oct. 3	at Pittsburgh	17-3	W	57,308
Oct. 11	at N.Y. Jets	16-6	W	78,216
Oct. 17	CLEVELAND	24-7	W	62,047
Oct. 24	Open date			
Oct. 31	at Cincinnati	41-10	W	49,138
Nov. 7	at Atlanta	30-7	W	68,466
Nov. 14	BALTIMORE	6-3	W	67,391
Nov. 21	NEW ORLEANS	41-23	W	69,772
Nov. 28	at Baltimore	30-23	W	68,428
Dec. 2	PITTSBURGH	20-6	W	68,806
Dec. 13	DENVER	27-24	W	71,357
Dec. 19	at Cleveland	24-14	W	72,038
Dec. 26	at Tennessee	14-41	L	66,641
Jan. 2	CINCINNATI	24-7	W	70,532
Jan. 15	MIAMI	62-7	W	75,173
Jan. 23	TENNESSEE	14-33	L	75,206

	JAX	OPP
TOTAL FIRST DOWNS	331	248
Rushing	116	72
Passing	194	159
Penalty	21	17
3rd Down: Made/Att	92/230	72/215
3rd Down Pct.	40.0	33.5
4th Down: Made/Att	5/10	5/20
4th Down Pct.	50.0	25.0
POSSESSION AVG.	31:57	28:03
TOTAL NET YARDS	5,586	4,324
Avg. Per Game	349.1	270.9
Total Plays	1,085	951
Avg. Per Play	5.1	4.6
NET YARDS RUSHING	2,091	1,444
Avg. Per Game	130.7	90.3
Total Rushes	514	373
NET YARDS PASSING	3,495	2,890
Avg. Per Game	218.4	180.6
Sacked/Yards Lost	36/221	57/373
Gross Yards	3,716	3,263
Att./Comp.	535/320	521/291
Completion Pct.	59.8	55.9
Had Intercepted	11	19
PUNTS/AVERAGE	78/41.8	96/41.4
NET PUNTING AVG.	78/36.9	96/34.5
PENALTIES/YARDS	90/755	93/728
FUMBLES/BALL LOST	18/7	31/11
TOUCHDOWNS	42	24
Rushing	20	6
Passing	16	18
Returns	6	0

BY PERIODS	1	2	3	4	OT	PTS
Jaguars	61	109	103	123	0	396
Opponents	44	81	40	52	0	217

SCORING	TD	RU	PA	RT	PAT	FG	S	TP
Hollis	0	0	0	0	37/37	31/38	0	130
J. Stewart	13	13	0	0	0	0	0	78
J. Smith	6	0	6	0	0	0	0	38
F. Taylor	6	6	0	0	0	0	0	36
McCardell	5	0	5	0	0	0	0	32
Jones	4	0	4	0	0	0	0	24
Beasley	2	0	0	2	0	0	0	12
Brady	1	0	1	0	0	0	0	8
Brunell	1	1	0	0	0	0	0	8
Barlow	1	0	0	1	0	0	0	6
Brackens	1	0	0	1	0	0	0	6
Craft	1	0	0	1	0	0	0	6
Whitted	1	0	0	1	0	0	0	6
Team	0	0	0	0	0	0	2	4
Smeenge	0	0	0	0	0	0	1	2
Jaguars	42	20	16	6	37/37	31/38	3	396
Opponents	24	6	18	0	22/22	17/18	0	217

PASSING	ATT	CMP	PCT	YARDS	YDS/ATT	TD	INT	LG	SK/YDS	RATING
Brunell	441	259	58.7	3,060	6.94	14	9	62	29/174	82.0
Fiedler	34	61	64.9	656	6.98	2	2	25*	7/47	83.5
Jaguars	535	320	59.8	3,716	6.95	16	11	62	36/221	82.3
Opponents	521	291	55.9	3,263	6.26	18	19	65*	57/373	71.0

Postseason: 1-1

RUSHING	NO	YDS	AVG	LG	TD
J. Stewart	249	931	3.7	44t	13
Taylor	159	732	4.6	52	6
Brunell	47	208	4.4	15	1
Banks	23	82	3.6	21	0
Howard	13	55	4.2	22	0
Mack	7	40	5.7	19	0
Fiedler	13	26	2.0	15	0
Whitted	1	9	9.0	9	0
Barker	1	6	6.0	6	0
Shelton	1	2	2.0	2	0
Jaguars	514	2,091	4.1	52	20
Opponents	373	1,444	3.9	46	6

RECEIVING	NO	YDS	AVG	LG	TD
J. Smith	116	1,636	14.1	62	6
McCardell	78	891	11.4	49	5
Brady	32	346	10.8	30	1
J. Stewart	21	108	5.1	19	0
Jones	19	221	11.6	31	4
Barlow	16	202	12.6	31	0
Banks	14	137	9.8	38	0
Shelton	12	87	7.3	13	0
Taylor	10	83	8.3	41	0
Howard	1	8	8.0	8	0
Wiegert	1	-3	-3.0	-3	0
Jaguars	320	3,716	11.6	62	16
Opponents	291	3,263	11.2	65t	18

INTERCEPTIONS	NO	YDS	AVG	LG	TD
Beasley	6	200	33.3	93t	2
Darius	4	37	9.3	29	0
Thomas	2	36	18.0	36	0
Brackens	2	16	8.0	16t	1
Bryant	2	0	0.0	0	0
McElmurry	1	26	26.0	26	0
Marts	1	10	10.0	10	0
Boyer	1	5	5.0	5	0
Jaguars	19	330	17.4	93t	3
Opponents	11	149	13.5	43	0

PUNTING	NO	YDS	AVG	NET	TR	IN	LG	B
Barker	78	3,260	41.8	36.9	6	32	83	0
Jaguars	78	3,260	41.8	36.9	6	32	83	0
Opponents	96	3,976	41.4	34.5	10	21	75	1

PUNT RET.	NO	FC	YDS	AVG	LG	TD
Barlow	38	17	414	10.9	74t	1
McCardell	6	4	41	6.8	19	0
Logan	1	0	7	7.0	7	0
Jaguars	45	21	462	10.3	74t	1
Opponents	37	12	259	7.0	36	0

2-point conversions: Brady, Brunell, McCardell, Smith, Jaguars 4-5, Opponents 0-2

Standings: First in AFC Central

FGS	1-19	20-29	30-39	40-49	50+
Hollis	0/0	12/13	8/9	10/15	1/1
Jaguars	0/0	12/13	8/9	10/15	1/1
Opponents	0/0	3/3	5/6	8/8	1/1

Hollis: (41G,32G,50G,42G) (36G,40G,31G,49N) (42G) (27G,41G) (32G,44G,21G) (20G,36G,24G) (43G,21G) (27G,48B,24G,34G) (28G,28G,41N) (45G,32G) (I) (25G,32G) (49G,23G) (49N,41G,48N) (I) (34N,27G,28N)

Opponents: (42G) (I) (44G,48G) (48G) (33G,42G) (I) (29G) (I) (23G) (52G,39N) (46G,31G,33G) (40G,38G) (40G) (I) (30G,20G) (I)

SACKS

Brackens 12.0, Hardy 10.5, Walker 10.0, Smeenge 5.0, Boyer 4.0, Lake 3.5, L. Smith 3.0, Marts 2.0, Beasley 1.5, Payne 1.5, Wynn 1.5, Paup 1.0, Curry 0.5, Jaguars 57, Opponents 36.

TACKLES (Solo, Assists, Total)

Hardy (87-66-153), Darius (68-47-115), Marts (66-46-112), Bryant (64-14-78), Brackens (47-29-76), Lake (56-15-71), Walker (34-37-71), Beasley (55-12-67), Payne (20-40-60), Smeenge (28-28-56), Paup (23-29-52), Boyer (23-20-43), Wynn (9-28-37), McElmurry (21-7-28), L. Smith (10-14-24), Thomas (12-3-15), Curry (4-6-10), McManus (5-4-9), Leroy (2-6-8), R. Stewart (3-3-8), Upshaw (4-4-8), Schwartz (3-3-6)

USUAL STARTING LINEUP

OFFENSE

- WR Jimmy Smith (16)
- LT Tony Boselli (16)
- LG Ben Coleman (12)
- C John Wade (16)
- RG Zach Wiegert (12)
- Rich Tylsky (8)
- RT Leon Searcy (16)
- TE Kyle Brady (12)
- Damon Jones (8)
- WR Keenan McCardell (15)
- QB Mark Brunell (15)
- RB Fred Taylor (9)
- FB James Stewart (7)
- FB Daimon Shelton (9)

DEFENSE

- LE Renaldo Wynn (10)
- Joel Smeenge (7)
- LT Gary Walker (16)
- RT Seth Payne (16)
- RE Tony Brackens (15)
- SLB Bryce Paup (14)
- MLB Lonnie Marts (16)
- WLB Kevin Hardy (16)
- LCB Fernando Bryant (16)
- RCB Aaron Beasley (16)
- SS Donovin Darius (16)
- FS Carnell Lake (16)



2000 STATISTICS (7-9)

Head Coach: Tom Coughlin

Standings: Fourth in AFC Central

DATE	OPPONENT	SCORE	W/L	ATT
Sept. 3	at Cleveland	27-7	W	72,418
Sept. 10	at Baltimore	36-39	L	68,843
Sept. 17	CINCINNATI	13-0	W	45,653
Sept. 25	at Indianapolis	14-43	L	56,816
Oct. 1	PITTSBURGH	13-24	L	64,351
Oct. 8	BALTIMORE	10-15	L	65,194
Oct. 16	at Tennessee	13-27	L	68,498
Oct. 22	WASHINGTON	16-35	L	69,061
Oct. 29	at Dallas (OT)	23-17	W	63,554
Oct. 5	Open date			
Nov. 12	SEATTLE	21-28	L	68,063
Nov. 19	at Pittsburgh	34-24	W	50,925
Nov. 26	TENNESSEE	16-13	W	65,454
Dec. 3	CLEVELAND	48-0	W	51,262
Dec. 10	ARIZONA	44-10	W	53,472
Dec. 17	at Cincinnati	14-17	L	50,469
Dec. 23	at N.Y. Giants	25-28	L	77,924

	JAX	OPP
TOTAL FIRST DOWNS	318	252
Rushing	109	85
Passing	193	144
Penalty	16	23
Third Down: Made/Att.	100/235	74/203
Third Down Pct.	42.6	36.5
Fourth Down: Made/Att.	5/14	4/8
Fourth Down Pct.	35.7	50.0
POSSESSION AVG.	31:32	28:28
TOTAL NET YARDS	5,690	4,845
Average per Game	355.6	302.8
Total Plays	1,080	934
Average Per Play	5.3	5.2
NET YARDS RUSHING	2,032	1,685
Average per Game	127.0	105.3
Total Rushes	481	436
NET YARDS PASSING	3,658	3,160
Average per Game	228.6	197.5
Sacked/Yards Lost	54/289	40/247
Gross Yards	3,947	3,407
Attempts/Completions	545/333	458/258
Completion Pct.	61.1	56.3
Had Intercepted	15	12
PUNTS/AVERAGE	79/41.9	90/42.5
NET PUNTING AVERAGE	79/34.3	90/37.0
PENALTIES/YARDS	95/703	96/814
FUMBLES/BALLS LOST	27/14	26/18
TOUCHDOWNS	40	39
Rushing	18	14
Passing	22	23
Returns	0	2

BY PERIODS	1	2	3	4	OT	PTS
Jaguars	69	142	74	76	6	367
Opponents	59	88	61	119	0	327

SCORING	TD	RU	PA	RT	PAT	FG	S	TP
Hollis	0	0	0	0	33/33	24/26	0	105
F. Taylor	14	12	2	0	0	0	0	84
J. Smith	8	0	8	0	0	0	0	48
McCardell	5	0	5	0	0	0	0	30
Brady	3	0	3	0	0	0	0	20
Lindsey	0	0	0	5/5	5/7	0	0	20
Whitted	3	0	3	0	0	0	0	18
Brunell	2	2	0	0	0	0	0	12
Howard	1	1	0	0	0	0	0	6
A. Johnson	1	1	0	0	0	0	0	6
Mack	1	1	0	0	0	0	0	6
Soward	1	0	1	0	0	0	0	6
Stith	1	1	0	0	0	0	0	6
Jaguars	40	18	22	0	38/38	29/33	0	367
Opponents	39	14	23	2	36/36	17/24	1	327

RUSHING	NO	YDS	AVG	LG	TD
F. Taylor	292	1,399	4.8	71	12
Brunell	48	236	4.9	16	2
Mack	54	145	2.7	14	1
A. Johnson	28	112	4.0	19	1
Stith	20	55	2.8	12	1
Howard	21	52	2.5	9t	1
Soward	3	28	9.3	20	0
J. Williams	2	8	4.0	4	0
Shelton	2	3	1.5	2	0
Dukes	2	2	1.0	2	0
Quinn	2	-2	-1.0	-1	0
Martin	7	-6	-0.9	2	0
Jaguars	481	2,032	4.2	71	18
Opponents	461	1,685	3.9	45t	14

RECEIVING	NO	YDS	AVG	LG	TD
McCardell	94	1,207	12.8	67t	5
J. Smith	91	1,213	13.3	65t	8
Brady	64	729	11.4	36	3
F. Taylor	36	240	6.7	19	2
Soward	14	154	11.0	45	1
Whitted	13	137	10.5	37t	3
A. Johnson	12	153	12.8	48	0
Shelton	4	48	12.0	16	0
Howard	3	26	8.7	13	0
Barlow	1	28	28.0	28	0
Jones	1	12	12.0	12	0
Jaguars	333	3,947	11.9	67t	22
Opponents	258	3,407	13.2	77t	23

INTERCEPTIONS	NO	YDS	AVG	LG	TD
R. Stewart	2	37	18.5	24	0
Darius	2	26	13.0	21	0
Logan	2	14	7.0	14	0
Beasley	1	39	39.0	39	0
Boyer	1	12	12.0	12	0
Nickerson	1	10	10.0	10	0
Brackens	1	7	7.0	7	0
Bryant	1	0	0.0	0	0
Hardy	1	0	0.0	0	0
Jaguars	12	145	12.1	39	0
Opponents	11	149	13.5	43	0

PUNTING	NO	YDS	AVG	NET	TR	IN	LG	B
Barker	76	3,194	42.0	34.4	5	29	65	0
Lindsey	3	117	39.0	32.3	1	0	46	0
Jaguars	79	3,311	41.9	34.3	6	29	65	0
Opponents	90	3,822	42.5	37.0	8	25	67	1

PUNT RET.	NO	FC	YDS	AVG	LG	TD
Barlow	29	14	200	6.9	21	0
Soward	14	5	108	7.7	18	0
McCardell	3	0	25	8.3	22	0
Jaguars	46	19	333	7.2	22	0
Opponents	38	7	478	12.6	82t	1

KICKOFF RET.	NO	YDS	AVG	LG	TD
Stith	33	785	23.8	47	0
Barlow	11	224	20.4	27	0
Mack	6	104	17.3	35	0
Soward	4	93	23.3	28	0
Whitted	4	67	16.8	20	0
J. Williams	2	50	25.0	30	0
Fordham	1	0	0.0	0	0
Leroy	1	0	0.0	0	0
Jaguars	62	1,323	21.3	47	0
Opponents	73	1,523	20.9	66	1

2-point conversions: Brady, Jaguars 1-1, Opponents 2-3

FGS	1-19	20-29	30-39	40-49	50+
Hollis	0/0	6/7	8/8	7/8	3/3
Lindsey	2/2	0/0	1/3	2/2	0/0
Jaguars	2/2	6/7	9/11	9/10	3/3
Opponents	2/2	6/7	4/5	5/10	0/0

Hollis: (50G,25G) (36G, 45G, 48G, 34G, 48G) () () () (23G, 45G) (23G,33G, 51G) (42G, 49B) () (36G, 33G) (27G, 20G, 38G) (40G, 24G) (36G, 50G, 40G) (28N) (36G)
 Lindsey: (30G, 33N, 19G) () (19G, 48G) (49G, 31N)
 Opponents: () (44G) (44N, 47N) (41G, 22G) (19G) (47G, 32G, 43G, 21G, 24G) (26G, 44N, 28G) () (19G) () (40G, 42N) (30G, 38G, 28N) () (47N, 32G) (27G) (39N)

SACKS

Brackens 7.5, Smeenge 6.0, Beasley 5.0, Walker 5.0, Boyer 3.5, Wynn 3.5, Hardy 3.0, Payne 2.0, Darius 1.0, Logan 1.0, Nickerson 1.0, Spicer 1.0, Meier 0.5, Jaguars 4.0, Opponents 5.4.

TACKLES (Solo, Assists, Total)

Hardy (88-61-149), Darius (80-32-112), Slaughter (45-63-108), Brackens (47-31-78), Nickerson (34-41-75), Payne (32-42-74), Walker (30-38-68), Logan (50-11-61), Bryant (42-15-57), Wynn (26-29-55), Beasley (45-8-53), Boyer (21-24-45), R. Stewart (28-11-39), Smeenge (13-18-31), L. Smith (11-19-30), Craft (24-5-29), Storz (10-15-25), K. Thomas (17-3-20), Meier (11-6-17), Marts (5-9-14), Leroy (5-8-13), Clark (3-3-6), Spicer (2-2-4), Swift (0-1-1)

USUAL STARTING LINEUP

OFFENSE

WR Jimmy Smith (14)
 LT Tony Boselli (16)
 LG Brad Meester (16)
 C Jeff Smith (12)
 RG Brendan Stai (16)
 RT Zach Wiegert (8)
 Todd Fordham (8)
 TE Kyle Brady (16)
 WR Keenan McCardell (16)
 QB Mark Brunell (16)
 RB Fred Taylor (13)
 FB Daimon Shelton (9)

DEFENSE

LE Renaldo Wynn (14)
 LT Gary Walker (14)
 RT Seth Payne (16)
 RE Tony Brackens (16)
 SLB Kevin Hardy (6)
 Lonnie Marts (2)
 MLB T.J. Slaughter (7)
 H.J. Nickerson (4)
 WLB Kevin Hardy (10)
 Brant Boyer (4)
 LCB Fernando Bryant (14)
 RCB Aaron Beasley (14)
 SS Donovan Darius (16)
 FS Rayna Stewart (9)
 Mike Logan (7)

PASSING	ATT	CMP	PCT	YARDS	YDS/ATT	TD	INT	LG	SK/YDS	RATING
Brunell	512	311	60.7	3,640	7.1	20	14	67t	54/289	84.0
Martin	33	22	66.7	307	9.30	2	1	65t	0/0	104.0
Jaguars	545	333	61.1	3,947	7.24	22	15	67t	54/289	85.2
Opponents	458	258	56.3	3,407	7.44	23	12	77t	40/247	85.8



2001 STATISTICS (6-10)

Head Coach: Tom Coughlin

Standings: Fifth in AFC Central

Table with columns: DATE, OPPONENT, SCORE, W/L, ATT. Lists game results for the season.

• TV blackout

Summary statistics table including: TOTAL FIRST DOWNS, PASSING, NET YARDS RUSHING, NET YARDS PASSING, NET YARDS PER GAME, PUNTS/AVERAGE, NET PUNTING AVERAGE, FUMBLES/BALLS LOST, TOUCHDOWNS.

Table with columns: BY PERIODS, 1, 2, 3, 4, OT, PTS. Shows performance by quarter.

Table with columns: SCORING, TD, RU, PA, RT, PAT, FG, S, TP. Shows scoring details for each player.

Table with columns: RUSHING, NO, YDS, AVG, LG, TD. Rushing statistics for players and totals.

Table with columns: RECEIVING, NO, YDS, AVG, LG, TD. Receiving statistics for players and totals.

Table with columns: INTERCEPTIONS, NO, YDS, AVG, LG, TD. Interception statistics for players and totals.

Table with columns: PUNTING, NO, YDS, AVG, NET, TR, IN, LG, R. Punting statistics for players and totals.

Table with columns: PUNT RET, NO, FC, YDS, AVG, LG, TD. Punt return statistics for players and totals.

Table with columns: KICKOFF RET, NO, YDS, AVG, LG, TD. Kickoff return statistics for players and totals.

2-point conversions: McCardell, Jaguars 1-2, Opponents 0-2

Table with columns: FGS, 1-19, 20-29, 30-39, 40-49, 50+. Field goal statistics.

Hollis: (22N) (35G, 37N, 39G) (42N) (32G, 48G 52N 48G) (41G) (40G) (38G) (1) (47N) (38N) (34G, 30G, 42N) (44N) (43G, 46G, 37G) (39G, 23G 21G, 21G) (28G, 42N) (36B) Opponents: (41G) (47N, 22G, 43G) (35G, 28G, 30G) (40N, 25G) (41N, 39N, 30G, 46G) (49G, 28G) (51N, 46N) (26G, 52G) (48G, 28G) (41G, 41N) (52N, 29B) (47G) (29G) (32G) (47G, 40G, 29G) (47G, 23G, 25G, 22G)

SACKS Brackens 11.0, Walker 7.5, Hardy 5.5, Payne 5.0, Wynn 5.0, K. Thomas 3.0, Spicer 2.0, Battles 1.0, McCree 1.0, Slaughter 1.0, Westmoreland 1.0, Jaguars 43, Opponents 63.

TACKLES (Solo, Assists, Total) Nickerson (102-128-230), Darius (74-25-99), Hardy (61-37-98), Slaughter (50-42-92), Payne (46-40-86), Wynn (40-35-75), Walker (42-31-73), Brackens (41-30-71), Battles (50-14-64), Stroud (24-38-62), McCree (36-22-58), Bryant (50-6-56), Craft (48-8-56), Clark (20-28-48), K. Thomas (42-5-47), E. Thomas (15-29-44), Beasley (36-6-42), Spicer (22-19-41), Westmoreland (17-19-36), Meier (12-9-21), Posey (5-8-13), Tuipala (7-5-12), Wheeler (10-1-11), L. Smith (3-5-8), Boyd (2-2-4)

USUAL STARTING LINEUP

OFFENSE WR Jimmy Smith (16), LT Todd Fordham (12), LG Brad Meester (16), C Jeff Smith (16), RG Zach Wiegert (16), RT Maurice Williams (16), TE Kyle Brady (16), QB Keenan McCardell (16), WR Mark Brunell (15), RB Stacey Mack (11), FB Patrick Washington (6)

DEFENSE LE Renaldo Wynn (16), LT Gary Walker (16), RT Seth Payne (16), RE Tony Brackens (12), SLB Kevin Hardy (9), JLB Hardy Nickerson (14), MLB T.J. Slaughter (6), WLB Edward Thomas (4), LCB Fernando Bryant (9), RCB Aaron Beasley (12), SS Donovin Darius (11), Ainsley Battles (5), FS Marlon McCree (10), Ainsley Battles (6)

Table with columns: PASSING, ATT, CMP, PCT, YARDS, YDS/ATT, TD, INT, LG, SK/YDS, RATING. Passing statistics for players and totals.



2003 STATISTICS (5-11)

Head Coach: Jack Del Rio

Standings: Third in AFC South

Table with columns: DATE, OPPONENT, SCORE, W/L, ATT, RUSHING, NO, YDS, AVG, LG, TD. Rows include games against Carolina, Buffalo, Indianapolis, Houston, San Diego, Miami, Tennessee, Baltimore, Indianapolis, Tennessee, N.Y. Jets, Tampa Bay, Houston, New England, New Orleans, and Atlanta.

Summary table with columns: JAX, OPP. Rows include TOTAL FIRST DOWNS, RUSHING, PASSING, PENALTY, POSSESSION AVG, TOTAL NET YARDS, AVERAGE PER GAME, NET YARDS RUSHING, NET YARDS PASSING, PUNTS/AVERAGE, PENALTIES/YARDS, FUMBLES/BALLS LOST, TOUCHDOWNS.

Summary table with columns: INTERCEPTIONS, NO, YDS, AVG, LG, TD. Rows include Peterson, Craft, Ayodele, Mathis, Cooper, Brackens, Darius, Trapp, Spicer, Bryant, Jaguars, Opponents.

Summary table with columns: PUNTING, NO, YDS, AVG, NET, TR, IN, LG, R. Rows include Royals, Hanson, Jaguars, Opponents.

Summary table with columns: PUNT RET, NO, FC, YDS, AVG, LG, TD. Rows include Allen, Lewis, Mathis, Jaguars, Opponents.

Summary table with columns: KICKOFF RET, NO, YDS, AVG, LG, TD. Rows include Allen, Toeffield, Lewis, M. Edwards, Redmond, T. Edwards, Brady, Brunell, M. Edwards, F.-Ma'afala, Johnson, Lewis, Jaguars, Opponents.

2-point conversions: Jaguars 0-1, Opponents 1-3

Summary table with columns: FGS, 1-19, 20-29, 30-39, 40-49, 50+. Rows include Marler, Jaguars, Opponents.

Marler: (40G, 55B) (48N, 44G) (46N, 49G, 41N, 37G) (29G, 20G) (53G, 27G) (20G, 31N) (49G) (24G) (I) (44N, 39G) (36N, 23G) (46N, 28G, 41N) (35G, 41N, 28G) (24G, 23G, 34N) (43G, 35G, 21B) (30B)
Opponents: (49G) (27G) (46G, 36G, 29G) (48G, 50N) (I) (51G) (43G, 43G, 33G) (23G, 32G, 23G) (27G, 26G, 27G) (33G, 48N) (36G, 35G) (47G, 45N) (I) (22G, 31G) (33G, 38G) (I)

SACKS
Brackens 6.0, Stroud 4.5, Douglas 3.5, Henderson 3.5, Meier 1.5, Ayodele 1.0, Barnes 1.0, Peterson 1.0, Slaughter 1.0, Thomas 1.0, Jaguars 24, Opponents 28.

TACKLES (Solo, Assists, Total)
Peterson (87-80-167), Ayodele (97-53-150), Darius (65-53-118), Stroud (82-19-101), Mathis (72-19-91), Henderson (60-17-77), Cooper (37-37-44), Clark (38-35-73), Bryant (59-12-71), Brackens (41-12-53), Spicer (24-13-37), Douglas (27-4-31), Craft (25-5-30), Meier (25-5-30), Slaughter (14-11-25), Barnes (13-2-15), Thomas (7-5-12), A. Mitchell (7-3-10), K. Mitchell (3-7-10), Trapp (3-2-5), Leonard (4-0-4), McCree (0-2-2), Franklin (1-0-1), Adams (0-1-1)

USUAL STARTING LINEUP

OFFENSE
WR Jimmy Smith (12)
Matthew Hatchette (4)
Mike Pearson (16)
LT Vince Manuwai (14)
Jamar Nesbit (2)
C Brad Meester (16)
RG Chris Naeole (16)
RT Maurice Williams (16)
TE Kyle Brady (15)
WR Troy Edwards (11)
J.J. Stokes (3)
QB Byron Leftwich (13)
Mark Brunell (3)
RB Fred Taylor (16)
FB Marc Edwards (16)

DEFENSE
DE Tony Brackens (15)
LT Marcus Stroud (16)
DT John Henderson (16)
RE Hugh Douglas (16)
OLB Akin Ayodele (16)
MLB Mike Peterson (16)
OLB Danny Clark (9)
T.J. Slaughter (3)
Keith Mitchell (2)
LCB Fernando Bryant (16)
RCB Rashean Mathis (10)
Jason Craft (6)
SS Donovan Darius (16)
FS Deke Cooper (10)
Rashean Mathis (6)

Table with columns: PASSING, ATT, CMP, PCT, YARDS, YDS/ATT, TD, INT, LG, SK/YDS, RATING. Rows include Leftwich, Brunell, Garrard, Toeffield, Royals, Jaguars, Opponents.



2004 STATISTICS (9-7)

Head Coach: Jack Del Rio

Standings: Second in AFC South

DATE	OPPONENT	SCORE	W/L	ATT	RUSHING	NO	YDS	AVG	LG	TD
Sept. 12	at Buffalo	13-10	W	72,389	Taylor	260	1,224	4.7	46	2
Sept. 19	DENVER*	7-6	W	69,127	Toefield	51	169	3.3	16	0
Sept. 26	at Tennessee	15-12	W	68,932	G. Jones	62	162	2.6	12	3
Oct. 3	INDIANAPOLIS	17-24	L	73,114	Leftwich	39	148	3.8	17	2
Oct. 10	at San Diego	21-34	L	52,101	Garrard	12	76	6.3	12	1
Oct. 17	KANSAS CITY*	22-16	W	66,413	Fuamatu-Ma'aafala	20	69	3.5	10	1
Oct. 24	at Indianapolis	27-24	W	56,815	T. Edwards	2	2	1.0	2	0
Oct. 31	at Houston	6-20	L	70,502	Jaguars	446	1,850	4.1	46	9
Nov. 7	Open date				Opponents	438	1,777	4.1	47	7
Nov. 14	Detroit (OT)*	23-17	W	66,431						
Nov. 21	TENNESSEE*	15-18	L	69,703	RECEIVING	NO	YDS	AVG	LG	TD
Nov. 28	at Minnesota	16-27	L	64,004	Smith	74	1,172	15.8	65	6
Dec. 5	PITTSBURGH	16-17	L	76,877	T. Edwards	50	533	10.7	36	1
Dec. 12	CHICAGO*	22-3	W	67,572	Taylor	36	345	9.6	64t	1
Dec. 19	at Green Bay	28-25	W	70,437	Toefield	28	151	5.4	16	1
Dec. 26	HOUSTON*	0-21	L	66,227	Williams	27	268	9.9	26	1
Jan. 2	at Oakland	13-6	W	41,112	Wilford	19	211	14.3	46	2
	• TV blackout				Yoder	14	157	11.2	56	0
					Brady	14	103	7.4	21	1

TOTAL FIRST DOWNS	JAX	OPP
Rushing	279	290
Passing	88	83
Penalty	161	181
Third Down: Made/Att.	80/217	84/205
Third Down Pct.	36.9	41.0
Fourth Down: Made/Att.	10/18	5/10
Fourth Down Pct.	55.6	50.0
POSSESSION AVG.	30:28	29:32
TOTAL NET YARDS	5,009	5,134
Average per Game	313.1	320.9
Total Plays	991	972
Average Per Play	5.1	5.3
NET YARDS RUSHING	1,850	1,777
Average per Game	115.6	111.1
Total Rushes	446	438
NET YARDS PASSING	3,159	3,357
Average per Game	197.4	209.8
Sacked/Yards Lost	32/156	37/217
Gross Yards	3,315	3,574
Attempts/Completions	513/305	493/306
Completion Pct.	59.5	61.6
Had Intercepted	11	16
PUNTS/AVERAGE	84/42.8	74/44.1
NET PUNTING AVG.	84/35.5	74/35.1
PENALTIES/YARDS	109/940	118/966
FUMBLES/BALLS LOST	23/11	30/12
TOUCHDOWNS	26	31
Rushing	9	7
Passing	17	18
Returns	0	6

BY PERIODS	1	2	3	4	OT	PTS
Jaguars	35	75	56	89	6	261
Opponents	61	86	34	99	0	280

SCORING	TD	RU	PA	RT	PAT	FG	S	TP	KICKOFF RET.	NO	YDS	AVG	LG	TD
Scobee	0	0	0	0	21/21	24/31	0	93	Lewis	21	386	18.4	26	0
J. Smith	6	0	6	0	0	0	0	36	T. Edwards	15	335	22.3	45	0
G. Jones	3	3	0	0	0	0	0	18	Allen	11	210	19.1	25	0
Taylor	3	2	1	0	0	0	0	18	G. Jones	5	90	18.0	23	0
Wilford	2	0	2	0	0	0	0	14	Toefield	3	43	14.3	19	0
Hankton	2	0	2	0	0	0	0	12	Brady	1	15	15.0	15	0
Leftwich	2	2	0	0	0	0	0	12	M. Edwards	1	8	8.0	8	0
R. Williams	1	0	1	0	0	0	0	10	Jaguars	57	1,087	19.1	45	0
B. Jones	1	0	1	0	0	0	0	8	Opponents	50	995	19.9	52	0
Brady	1	0	1	0	0	0	0	6						
T. Edwards	1	0	1	0	0	0	0	6						
Fu-Maafala	1	0	0	0	0	0	0	6						
Garrard	1	0	0	0	0	0	0	6						
Toefield	1	0	1	0	0	0	0	6						
Wrightster	1	0	1	0	0	0	0	6						
Favors	0	0	0	0	0	1	2							
D. Smith	0	0	0	0	0	1	2							
Jaguars	26	9	17	0	21/21	24/31	2	261						
Opponents	31	7	18	6	27/28	21/28	0	280						

PASSING	ATT	CMP	PCT	YARDS	YDS/ATT	TD	INT	LG	SK/YDS	RATING
Leftwich	441	267	60.5	2,941	6.67	15	10	65	25/114	82.2
Garrard	72	38	52.8	374	5.19	2	1	36t	6/35	71.2
Toefield	0	0	0.00	0	0.00	0	0	0	1/7	0.0
Jaguars	513	305	59.5	3,315	6.46	17	11	65	32/156	80.7
Opponents	497	306	61.6	3,574	7.19	18	16	54	37/217	82.0

FGS	1-19	20-29	30-39	40-49	50+
Scobee	0/0	10/10	8/11	5/7	1/3
Jaguars	0/0	10/10	8/11	5/7	1/3
Opponents	0/0	9/9	7/10	5/8	0/1

Scobee: (25G, 27G) () () (35N, 48G, 42G, 22G) () (51N) (26G, 32G, 26G, 53G) (44G, 49N, 36G) (31G) (35G, 48G, 44N) (33G, 32G, 42G) (32N, 20G, 29G, 36G, 60N) (30G, 25G) () (31N) (26G, 22G)

Opponents: (42N, 25G) (44G, 22G, 51N) (26G, 40G) (46G) (21G, 28G) (31G, 42N) (34G) (38G, 21G) (32N, 21G) (41G) (25G, 33G) (37G) (47N, 42G) (35G, 31N) (34B) (35G, 27G)

SACKS
Favors 5.5, Henderson 5.5, Peterson 5.0, Stroud 4.5, McCray 3.5, Gildon 3.0, Ayodele 2.0, D. Smith 2.0, Barnes 1.0, Cooper 1.0, Grant 1.0, Patterson 1.0, Meier 0.5, Ransom 0.5, Jaguars 37, Opponents 32.

TACKLES (Solo, Assists, Total)
Peterson (102-76-178), Ayodele (82-49-131), Darius (78-47-125), Henderson (78-20-98), Washington (65-21-86), Grant (63-21-84), Stroud (63-17-80), D. Smith (43-35-78), Mathis (54-17-71), Favors (27-12-39), Cooper (23-12-35), Meier (21-12-33), McCray (21-6-27), Bolden (22-3-25), Hendricks (13-10-23), Gildon (16-3-19), Thomas (14-2-16), Ransom (9-7-16), Barnes (5-5-10), Patterson (2-6-8), Spicer (5-2-7), Blade (4-1-5), Green (2-0-0), Maddox (1-0-1)

USUAL STARTING LINEUP

OFFENSE
WR Jimmy Smith (16)
LT Ephraim Salaam (12)
C Mike Pearson (4)
LG Vince Manuawai (16)
C Brad Meester (16)
RG Chris Naeole (16)
RT Maurice Williams (16)
TE Kyle Brady (8)
Todd Yoder (8)
George Wrightster (3)
WR Reggie Williams (15)
QB Byron Leftwich (14)
RB Fred Taylor (14)
FB Marc Edwards (5)
Greg Jones (3)

DEFENSE
LE Rob Meier (8)
Bobby McCray (7)
Paul Spicer (2)
DT Marcus Stroud (16)
DT John Henderson (16)
RE Greg Favors (11)
Lionel Barnes (3)
OLB Akin Ayodele (16)
MLB Mike Peterson (16)
OLB Daryl Smith (13)
LCB Rashean Mathis (16)
RCB Dewayne Washington (16)
SS Donovan Darius (16)
FS Deon Grant (16)

2-point conversions: R. Williams 2, B. Jones, Wilford, Jaguars 4-4, Opponents 2-3



2005 STATISTICS (12-4)

Head Coach: Jack Del Rio

Postseason: 0-1

Standings: Second in AFC South

Table with columns: DATE, OPPONENT, SCORE, W/L, ATT, RUSHING, NO, YDS, AVG, LG, TD. Lists game results for the 2005 season.

Table with columns: RECEIVING, NO, YDS, AVG, LG, TD. Lists receiving statistics for the 2005 season.

Table with columns: FGS, 1-19, 20-29, 30-39, 40-49, 50+. Lists field goal statistics for the 2005 season.

Scobee: (23G, 41G, 43N, 29G, 41G) (42N, 28G) (32G, 40G) () (32G, 51G, 53G) (24G) (49N, 44N) () (48G, 33G, 26G) (31G) (30G, 38N) (24G, 29G) (27G) (52N, 32G) (40N, 26G) (46G, 38G)

Opponents: () (41G) (35G, 25G) (41N, 46B, 33G, 42G) (31G, 48G) (29G, 46N) (41G) () (41G) () (43N, 42G) (34N) (40G, 34G, 38G, 46G) (35G, 47G, 33G) (37G, 53G, 38N, 48N) ()

SACKS: Hayward 8.5, Spicer 7.5, Peterson 6.0, Meier 6.0, McCray 5.5, D. Smith 4.0, Henderson 3.0, Ayodele 2.5, Grant 1.5, Stroud 1.0, Maddox 1.0, Cousin 0.5, Jaguars 47, Opponents 32.

Table with columns: TOTAL FIRST DOWNS, RUSHING, PASSING, PENALTY, Third Down: Made/Att., Fourth Down: Made/Att., Fourth Down Pct.

Table with columns: INTERCEPTIONS, NO, YDS, AVG, LG, TD. Lists interception statistics for the 2005 season.

Table with columns: POSSESSION AVG., TOTAL NET YARDS, AVERAGE PER GAME, TOTAL PLAYS, NET YARDS RUSHING, NET YARDS PASSING, PUNTS/AVERAGE, NET PUNTING AVERAGE, PENALTIES/YARDS, FUMBLES/BALLS LOST, TOUCHDOWNS.

Table with columns: KICKOFF RET., NO, YDS, AVG, LG, TD. Lists kickoff return statistics for the 2005 season.

Table with columns: PUNTING, NO, YDS, AVG, NET, TR, IN, LG, B. Lists punting statistics for the 2005 season.

Table with columns: PUNT RET., NO, FC, YDS, AVG, LG, TD. Lists punt return statistics for the 2005 season.

Table with columns: BY PERIODS, 1, 2, 3, 4, OT, PTS. Lists performance by quarter.

Table with columns: SCORING, TD, RU, PA, RT, PAT, FG, S, TP. Lists scoring statistics for the 2005 season.

2-point Conversions: Garrard, Jaguars 1-1, Opponents 0-0

USUAL STARTING LINEUP

- OFFENSE: WR Jimmy Smith (16), LT Khalif Barnes (12), Mike Pearson (2), Ephraim Salaam (2), LG Vince Manuwai (16), C Brad Meester (12), Dennis Norman (4), RG Chris Naeole (15), RT Maurice Williams (16), TE Kyle Brady (14), Reggie Wrighter (6), WR Reggie Williams (7), Ernest Wilford (8), QB Byron Leftwich (11), David Garrard (5), RB Fred Taylor (11), LaBrandon Toefield (2), FB Greg Jones (13).

- DEFENSE: LE Reggie Hayward (15), DT Marcus Stroud (16), DT John Henderson (15), RE Paul Spicer (14), OLB Akin Ayodele (11), MLB Mike Peterson (16), OLB Daryl Smith (16), DB Terry Cousin (5), LCB Rashean Mathis (16), RCB Kenny Wright (16), SS Donovan Darius (2), DE Duke Cooper (12), Gerald Sensabaugh (2), FS Deon Grant (16).

Table with columns: PASSING, ATT, CMP, PCT, YARDS, YDS/ATT, TD, INT, LG, SK/YDS, RATING. Lists passing statistics for the 2005 season.



2006 STATISTICS (8-8)

Head Coach: Jack Del Rio

Standings: Third in AFC South

DATE	OPPONENT	SCORE	W/L	TIX DIS.	RUSHING	NO	YDS	AVG	LG	TD
Sept. 10	DALLAS	24-17	W	67,164	Jones	231	1,146	5.0	76	5
Sept. 18	PITTSBURGH	9-0	W	67,164	Jones-Drew	166	941	5.7	74t	13
Sept. 24	at Indianapolis	14-21	L	57,041	Garrard	47	250	5.3	20	0
Oct. 1	at Washington (OT)	30-36	L	89,450	Pearman	19	89	4.7	12	1
Oct. 8	N.Y. JETS	41-0	W	66,604	Leftwich	25	41	1.6	7	2
Oct. 15	Open date				R. Williams	7	33	4.7	10	0
Oct. 22	at Houston	7-27	L	70,035	Gray	2	26	13.0	17t	2
Oct. 29	at Philadelphia	13-6	W	69,249	Toefield	10	22	2.2	12	0
Nov. 5	TENNESSEE	37-7	W	66,524	Alexis	3	5	1.7	3	0
Nov. 12	HOUSTON	10-13	L	65,918	Wimbush	1	3	3.0	3	0
Nov. 20	N.Y. GIANTS	26-10	W	67,164	M. Jones	2	-15	-7.5	-6	0
Nov. 26	at Buffalo	24-27	L	63,608	Jaguars	513	2,541	5.0	76	23
Dec. 3	at Miami	24-10	W	73,160	Opponents	420	1,460	3.5	40	14
Dec. 10	INDIANAPOLIS	44-17	W	67,164	R. Williams	52	616	11.8	48	4
Dec. 17	at Tennessee	17-24	L	69,143	Jones-Drew	46	436	9.5	51t	2
Dec. 24	NEW ENGLAND	21-24	L	67,164	M. Jones	41	643	15.7	49	4
Dec. 31	at Kansas City	30-35	L	77,500	Wrightster	39	353	9.1	23	3

	JAX	OPP
TOTAL FIRST DOWNS	293	259
Rushing	127	94
Passing	147	143
Penalty	19	22
Third Down: Made/Att.	85/217	63/227
Third Down Pct.	39.2	36.6
Fourth Down: Made/Att.	7/14	4/14
Fourth Down Pct.	50.0	28.6
POSSESSION AVG.	32:11	27:49
TOTAL NET YARDS	5,423	4,538
Average per Game	338.9	283.6
Total Plays	989	978
Average Per Play	5.5	4.6
NET YARDS RUSHING	2,541	1,460
Average per Game	158.8	91.3
Total Rushes	513	420
NET YARDS PASSING	2,882	3,078
Average per Game	180.1	192.4
Sacked/Yards Lost	30/178	35/200
Gross Yards	3,060	3,278
Att./Completions	446/266	523/294
Completion Pct.	59.6	56.2
Had Intercepted	14	20
PUNTS/AVERAGE	73/40.0	90/41.4
NET PUNTING AVE.	73/33.4	90/35.8
PENALTIES/YARDS	97/806	80/684
FUMBLES/BALLS LOST	16/9	12/4
TOUCHDOWNS	42	32
Rushing	23	14
Passing	17	12
Returns	2	6

	NO	YDS	AVG	LG	TD
R. Williams	52	616	11.8	48	4
Jones-Drew	46	436	9.5	51t	2
M. Jones	41	643	15.7	49	4
Wrightster	39	353	9.1	23	3
Wilford	36	524	14.6	41	2
Starks	23	242	10.5	36	1
Lewis	13	126	9.7	31	1
Hankson	5	48	9.6	15	0
Brady	5	37	7.4	13	0
Wimbush	4	23	5.8	9	0
Pearman	2	12	6.0	7	0
Jaguars	266	3,060	11.5	51t	17
Opponents	294	3,278	11.1	68t	12

	NO	YDS	AVG	LG	TD
R. Williams	8	146	18.3	55	0
Mathis	2	25	12.5	24	0
Sensabaugh	2	8	4.0	8	0
Starks	1	55	55.0	55t	1
Cousin	1	16	16.0	16	0
Peterson	1	15	15.0	15	0
Greisen	1	6	6.0	6	0
D. Smith	1	4	4.0	4	0
B. Williams	1	4	4.0	4	0
Webb	1	1	1.0	1	0
Ingram	1	0	0.0	0	0
Jaguars	20	280	14.0	55t	1
Opponents	14	222	15.9	83t	2

	NO	YDS	AVG	NET	TB	IN	LG	B
Hanson	72	2,920	40.6	33.4	7	20	58	1
Jaguars	73	2,820	40.0	22.4	7	20	58	1
Opponents	90	3,724	41.4	35.8	7	25	73	2

	NO	FC	YDS	AVG	LG	TD
Pearman	32	16	283	8.8	29	0
C. Owens	9	5	56	6.2	13	0
Mathis	2	1	9	4.5	9	0
Jones-Drew	1	0	13	13.0	13	0
Toefield	1	0	0	0.0	0	0
Jaguars	45	22	361	8.0	29	0
Opponents	29	16	343	11.8	82t	2

	NO	YDS	AVG	LG	TD
Jones-Drew	31	860	27.7	93t	1
Wimbush	8	181	22.6	33	0
Brady	4	18	4.5	9	0
Pearman	3	56	18.7	22	0
Collier	1	8	8.0	8	0
M. Owens	1	4	4.0	4	0
Toefield	1	9	9.0	9	0
Jaguars	49	1,136	23.2	93t	1
Opponents	60	1,262	21.0	70	0

2-point conversions: Jaguars 0-1, Opponents 0-0

	PASSING	ATT	CMP	PCT	YARDS	YDS/ATT	TD	INT	LG	SK/YDS	RATING
Garrard	241	145	60.2	1,735	7.20	10	9	49	20/119	80.5	
Leftwich	183	108	59.0	1,159	6.33	7	5	51t	9/48	79.0	
Gray	22	13	59.1	166	7.55	0	0	32	1/11	82.8	
M. Jones	0	0	---	0	---	0	0	---	0/0	---	
Jaguars	446	266	59.6	3,060	6.86	17	14	51t	30/178	80.0	
Opponents	523	294	56.2	3,278	6.27	12	20	68t	35/200	66.8	

FGS	1-19	20-29	30-39	40-49	50+
Scobee	0/0	5/6	7/7	14/18	0/1
Jaguars	0/0	5/6	7/7	14/18	0/1
Opponents.	0/0	7/7	3/6	7/10	0/1

SCOBEE: (35G, 49N) (31G, 32G, 42G) (24N, 49N) (46G, 43G, 41G) (43G, 40G) () (40G, 27G) (47G, 21G, 39G) (44G) (39G), 24G, 23G, 48G) (42N, 27G) (48G) (48N, 48G, 34G, 46G) (43G) (53N) (33G)

OPPONENTS: (32G, 36N) () () (44G, 37G, 37G) () (38N, 43G, 21G) (25G, 28G) () (25G, 32N, 52N, 28G) (40G) (21G, 42G) (42N, 42G) (41G) (44N, 27G) (48G, 49N) ()

SACKS

McCray 10, Meier 5, Henderson 3.5, Spicer 3, Smith 3, Stroud 2.5, Hawkins 2, Pettway 2, Ingram 1.5, McDaniel 1, Gilbert 1, Stanley 0.5, **Jaguars 35, Opponents 30.**

TACKLES (Solo, Assists, Total)

Smith (107-63-170), Ingram (67-50-117), Grant (61-24-85), Greisen (48-34-82), Mathis (54-17-71), Henderson (52-12-64), Williams (47-16-63), Darius (47-13-60), Spicer (47-12-59), McCray (42-7-49), Sensabaugh (33-14-47), Peterson (27-20-47), Meier (37-8-45), Cousin (30-12-42), Stroud (31-3-34), Starks (14-13-27), McDaniel (15-6-21), Wiley (14-5-19), Webb (13-3-16), Gilbert (12-4-16), Hawkins (7-1-8), Iwuh (4-3-7), Pettway (5-0-5), Fudge (5-0-5), Stanley (3-1-4), Cordova (3-0-3), Sorensen (2-0-2), Hayward (1-1-0)

USUAL STARTING LINEUP

OFFENSE

WR Ernest Wilford (12)
Matt Jones (4)
LT Khalif Barnes (15)
LG Vince Manuwai (16)
C Brad Meester (16)
RG Chris Naole (16)
RT Maurice Williams (16)
TE Kyle Brady (14)
George Wrightster (10)
Mercedes Lewis (3)
WR Reggie Williams (14)
QB Byron Leftwich (6)
David Garrard (10)
RB Fred Taylor (15)
FB Derrick Wimbush (6)

DEFENSE

DE Reggie Hayward (1)
Bobby McCray (1)
DT Marcus Stroud (11)
Rob Meier (8)
DT John Henderson (16)
DE Paul Spicer (16)
DLB Nick Greisen (10)
Clint Ingram (11)
MLB Mike Peterson (5)
OLB Daryl Smith (16)
DB Terry Cousin (4)
LCB Rasheen Mathis (16)
RCB Brian Williams (15)
SS Donovan Darius (10)
Gerald Sensabaugh (7)
FS Deon Grant (16)



2007 STATISTICS (11-5)

Head Coach: Jack Del Rio

Postseason: 1-1

Standings: Second in AFC South

DATE	OPPONENT	SCORE	W/L	TIX	DIS.	BY PERIODS	1	2	3	4	OT	PTS
Sept. 9	TENNESSEE	10-13	L	65,437		Jaguars	92	108	76	135	0	411
Sept. 16	ATLANTA*	13-7	W	61,821		Opponents	47	104	67	86	0	304
Sept. 23	at Denver	23-14	W	76,463		RUSHING	NO	YDS	AVG	LG	TD	
Sept. 30	Open date					Taylor	223	1,202	5.4	80t	5	
Oct. 7	at Kansas City	17-7	W	76,917		Jones-Drew	167	768	4.6	57t	9	
Oct. 14	HOUSTON*	37-17	W	63,715		Garrard	49	185	3.8	19	1	
Oct. 22	INDIANAPOLIS	7-29	L	67,164		G. Jones	42	119	2.8	11	2	
Oct. 28	at Tampa Bay	24-23	W	65,133		Gray	19	57	3.	15	0	
Nov. 4	at New Orleans	24-41	L	70,009		Northcutt	6	27	4.5	8	0	
Nov. 11	at Tennessee	28-13	W	69,143		Toefield	13	27	2.1	7	1	
Nov. 18	SAN DIEGO	24-17	W	66,732		R. Williams	1	8	8.0	8	0	
Nov. 25	BUFFALO*	36-14	W	64,546		Podlesh	2	-2	-1.0	0	0	
Dec. 2	at Indianapolis	25-28	L	57,302		Jaguars	522	2,391	4.6	80t	18	
Dec. 9	CAROLINA	37-6	W	66,090		Opponents	390	1,605	4.1	42	12	
Dec. 16	at Pittsburgh	29-22	W	58,793		RECEIVING	NO	YDS	AVG	LG	TD	
Dec. 23	OAKLAND	49-11	W	66,905		Wilford	45	518	11.5	35	3	
Dec. 30	at Houston	28-42	L	70,660		Northcutt	44	601	13.7	55t	4	
Jan. 5	at Pittsburgh	31-29	W	63,629		Jones-Drew	40	407	10.2	43	0	
Jan. 12	at New England	20-31	L	68,756		R. Williams	38	629	16.6	80t	10	
* TV blackout												

FGS	1-19	20-29	30-39	40-49	50+
Scobie	0/0	6/6	3/3	3/4	0/0
Carney	2/2	3/3	3/3	1/3	0/0
Jaguars	2/2	9/9	6/6	6/7	0/0
Opponents	0/0	5/6	7/8	4/8	0/1

SACKS
Spicer 7.5, Meier 4, Hawkins 3.5, Hayward 3.5, McCray 3, Stroud 3, Henderson 2, Peterson 2, Smith 1.5, Cousin 1, Durant 1, Ingram 1, Mincey 1, Nelson 1
Jaguars 37, Opponents 31.

TACKLES (Solo, Assists, Total)
Knight (95-37-132), Smith (79-38-117), Peterson (71-45-116), Nelson (57-25-82), Durant (50-20-70), B. Williams (50-20-70), Mathis (47-20-67), Cousin (41-24-65), Ingram (41-24-65), Spicer (36-14-50), Henderson (38-11-49), Meier (21-16-37), Stroud (24-11-35), Hayward (23-1-24), McCray (19-5-24), Glenn (13-6-19), Iwuh (10-1-17), Starks (11-5-16), Landri (12-2-14), Hawkins (11-2-13), Mincey (7-5-12), Fudge (7-3-10), Jackson (8-0-8), Sensabaugh (4-4-8), Pettway (4-3-7), Thompson (6-0-6), Thomas (2-3-5), McDaniel (4-0-4), Orr (2-1-3)

	JAX	OPP
TOTAL FIRST DOWNS	328	286
Rushing	127	92
Passing	180	181
Penalty	21	13
Third Down: Made/Att.	100/219	80/201
Third Down Pct.	45.7	39.8
Fourth Down: Made/Att.	19/33	11/23
Fourth Down Pct.	57.6	47.8
POSSESSION AVG.	32.08	27.52
TOTAL NET YARDS	5,719	5,021
Average per Game	357.4	313.4
Total Plays	1,022	970
Average per Play	5.6	5.2
NET YARDS RUSHING	2,391	1,605
Average per Game	149.4	100.3
Total Rushes	522	390
NET YARDS PASSING	3,328	3,416
Average per Game	208.0	213.5
Sacked/Yards Lost	31/167	37/244
Gross Yards	3,495	3,660
Att./Completions	469/288	543/319
Completion Pct.	61.4	58.7
Had Intercepted	8	20
PUNTS/AVERAGE	54/61.6	66/43.5
NET PUNTING AVE.	54/36.9	66/37.6
PENALTIES/YARDS	76/594	82/636
FUMBLES/BALLS LOST	18/13	20/10
TOUCHDOWNS	50	35
Rushing	18	12
Passing	28	20
Returns	4	3

USUAL STARTING LINEUP

OFFENSE
WR Ernest Wilford (14)
LT Khalif Barnes (14)
LG Vince Manuwai (15)
C Brad Meester (11)
Dennis Norman (5)
RG Chris Naeole (8)
Maurice Williams (10)
RT Tony Pashos (15)
TE Marcus Lewis (16)
TE George Wright (6)
WR Dennis Northcutt (11)
Reggie Williams (6)
QB David Garrard (12)
Quinn Gray (4)
RB Fred Taylor (15)
FB Greg Jones (11)

SCORING	TD	RU	PA	RT	PAT	FG	S	TP
Scobie	0	0	0	0	26/27	12/13	0	62
Jones-Drew	10	9	0	1			0	60
Williams	10	0	10	0			0	60
Carney	0	0	0	0	20/21	9/11	0	47
Taylor	5	5	0	0			0	30
G. Jones	4	2	2	0			0	24
M. Jones	4	0	4	0			0	24
Northcutt	4	0	4	0			0	24
Wilford	3	0	3	0			0	18
Lewis	2	0	2	0			0	12
Garrard	1	1	0	0			0	8
Angulo	1	0	1	0			0	6
Broussard	1	0	1	0			0	6
Glenn	1	0	0	1			0	6
Ingram	1	0	0	1			0	6
D. Smith	1	0	0	1			0	6
Toefield	1	1	0	0			0	6
Wrightster	1	0	1	0			0	6
Jaguars	50	18	28	4	46/48	21/24	0	411
Opp.	35	12	20	3	32/32	18/23	1	304

DEFENSE
LE Reggie Hayward (10)
Bobby McCray (9)
DT Marcus Stroud (9)
Rob Meier (9)
DT John Henderson (15)
RE Paul Spicer (12)
OLB Clint Ingram (11)
Justin Durant (8)
MLB Mike Peterson (10)
OLB Daryl Smith (15)
LCB Rashean Mathis (14)
RCB Brian Williams (14)
Aaron Glenn (4)
SS Sammy Knight (15)
Gerald Sensabaugh (2)
FS Reggie Nelson (15)

2-point conversions: Garrard, Jaguars 1-2, Opponents 3-3

PASSING	ATT	CMP	PCT	YARDS	YDS/ATT	TD	INT	LG	SK/YDS	RATING
Garrard	325	208	64.0	2,509	7.72	18	3	59t	21/99	102.2
Gray	144	80	55.6	986	6.85	10	5	80t	10/68	85.6
Jaguars	469	288	61.4	3,495	7.45	28	8	80t	31/167	97.1
Opponents	543	319	58.7	3,660	6.74	20	20	58t	37/244	76.1



2008 STATISTICS (5-11)

Head Coach: Jack Del Rio

Standings: Fourth in AFC South

DATE	OPPONENT	SCORE	W/L	TIX	DIS.
Sept. 7	at Tennessee	10-17	L	69,143	
Sept. 14	BUFFALO	16-20	L	65,167	
Sept. 21	at Indianapolis	23-21	W	65,938	
Sept. 28	HOUSTON (OT)	30-27	W	64,061	
Oct. 5	PITTSBURGH	21-26	L	65,908	
Oct. 12	at Denver	24-17	W	75,674	
Oct. 19	Open date				
Oct. 26	CLEVELAND	17-23	L	64,775	
Nov. 2	at Cincinnati	19-21	L	64,238	
Nov. 9	at Detroit	38-14	W	52,631	
Nov. 16	TENNESSEE	14-24	L	65,258	
Nov. 23	MINNESOTA	12-30	L	65,064	
Dec. 1	at Houston	17-30	L	70,809	
Dec. 7	at Chicago	10-23	L	61,736	
Dec. 14	GREEN BAY	20-16	W	65,457	
Dec. 18	INDIANAPOLIS	24-31	L	65,648	
Dec. 28	at Baltimore	7-27	L	71,366	

	JAX	OPP
TOTAL FIRST DOWNS	312	289
Rushing	107	98
Passing	183	166
Penalty	22	25
Third Down: Made/Att.	87/213	82/200
Third Down Pct.	40.8	41.0
Fourth Down: Made/Att.	14/24	5/11
Fourth Down Pct.	58.3	45.5
POSSESSION AVG.	31.22	28.38
TOTAL NET YARDS	5,106	5,295
Average per Game	319.1	330.9
Total Plays	1,005	922
Average Per Play	5.1	5.7
NET YARDS RUSHING	1,774	1,709
Average per Game	110.9	106.8
Total Rushes	426	428
NET YARDS PASSING	3,332	3,586
Average per Game	208.3	224.1
Sacked/Yards Lost	42/288	29/191
Gross Yards	3,620	3,777
Att./Completions	537/335	465/297
Completion Pct.	62.4	63.9
Had Intercepted	13	13
PUNTS/AVERAGE	67/43.3	67/43.0
NET PUNTING AVE.	67/36.9	67/36.8
PENALTIES/YARDS	104/813	80/691
FUMBLES/BALLS LOST	23/11	15/4
TOUCHDOWNS	35	41
Rushing	17	14
Passing	15	25
Returns	3	2

BY PERIODS	1	2	3	4	OT	PTS
Jaguars	58	88	62	91	3	302
Opponents	101	102	50	114	0	367

SCORING	TD	RU	PA	RT	PAT	FG	S	TP
Scobie	0	0	0	0	33/33	19/25	0	90
Jones-Drew	14	12	2	0	0	0	0	84
Owens	3	2	0	0	0	0	0	18
Williams	3	0	3	0	0	0	0	18
Garrard	2	2	0	0	0	0	0	12
M. Jones	2	0	2	0	0	0	0	12
Lewis	2	0	2	0	0	0	0	12
Mathis	2	0	0	2	0	0	0	12
Northcutt	2	0	2	0	0	0	0	12
G. Jones	1	0	1	0	0	0	0	6
Pearman	1	0	1	0	0	0	0	6
Porter	1	0	1	0	0	0	0	6
Taylor	1	1	0	0	0	0	0	6
Williamson	1	0	1	0	0	0	0	6
Jaguars	35	17	15	3	33/33	19/25	1	302
Opp.	41	14	25	2	40/40	27/30	0	367

PASSING	ATT	CMP	PCT	YARDS	YDS/ATT	TD	INT	LG	SK/YDS	RATING
Garrard	535	335	62.6	3,620	6.77	15	13	41	42/288	81.7
Lemon	2	0	0.0	0	0.00	0	0	0	0/0	39.6
Jaguars	537	335	62.4	3,620	6.74	15	13	41	42/288	81.4
Opponents	465	297	63.9	3,777	8.12	25	13	56t	29/191	95.4

RUSHING	NO	YDS	AVG	LG	TD
Jones-Drew	197	824	4.2	46t	12
Taylor	143	556	3.9	34	1
Garrard	73	322	4.4	24	2
Owens	2	43	21.5	41t	2
G. Jones	2	13	6.5	13	0
Northcutt	1	9	9.0	9	0
Washington	4	9	2.3	6	0
Williamson	1	1	1.0	1	0
Williams	1	0	0.0	0	0
Lemon	2	-3	-1.5	-1	0
Jaguars	426	1,774	4.2	46t	17
Opponents	428	1,709	4.0	40t	14

RECEIVING	NO	YDS	AVG	LG	TD
M. Jones	65	761	11.7	35	2
Jones-Drew	62	565	9.1	26	2
Northcutt	44	545	12.4	41	2
Lewis	41	489	11.9	30t	2
Williams	37	364	9.8	32	3
Walker	16	217	13.6	32	0
Taylor	16	98	6.1	17	0
G. Jones	13	116	8.9	22	1
Porter	11	181	16.5	33	1
Estandia	10	113	11.3	23	0
Angulo	8	63	7.9	17	0
Williamson	5	30	6.0	10t	1
Wrightster	2	35	17.5	27	0
Owens	2	17	8.5	10	0
Pearman	1	23	23.0	23t	1
Washington	1	9	9.0	9	0
Garrard	1	-6	-6.0	-6	0
Jaguars	335	3,620	10.8	41	15
Opponents	297	3,777	12.7	56t	25

INTERCEPTIONS	NO	YDS	AVG	LG	TD
Mathis	4	151	37.8	72t	2
Sensabaugh	4	38	9.5	23	0
Williams	2	31	15.5	27	0
Nelson	2	0	0.0	0	0
Harvey	1	0	0.0	0	0
Jaguars	13	220	16.9	72t	2
Opponents	13	181	13.9	42	1

PUNTING	NO	YDS	AVG	NET	TR	IN	LG	B
Weatherford	21	915	43.6	37.7	3	2	57	0
Podlesh	46	1,989	43.2	36.6	5	12	60	0
Jaguars	67	2,904	43.3	36.9	8	14	60	0
Opponents	67	2,878	43.0	36.8	7	25	61	0

KICKOFF RET.	NO	YDS	AVG	LG	TD
Witherspoon	52	1,250	24.0	51	0
Jones-Drew	13	281	21.6	33	0
Williamson	4	84	21.0	26	0
G. Jones	2	19	9.5	10	0
Owens	2	30	15.0	20	0
Reyes	1	14	14.0	14	0
Jaguars	74	1,678	22.7	51	0
Opponents	51	1,015	19.9	52	0

2-point conversions: Jaguars 0-2, Opponents 0-1

FGS	1-19	20-29	30-39	40-49	50+
Scobie	0/0	7/7	3/6	5/7	4/5
Jaguars	0/0	7/7	3/6	5/7	4/5
Opponents	0/0	9/9	10/12	6/7	2/2

Scobie: (37N, 27G) (28G, 50G, 39G) (26G, 21G, 51G) (46G, 40G, 37G) () (48G) (38B, 53G) (52G, 26G) (34G) () (21G, 46N, 38N) (43N, 29G) (42G) (51N) (44G) ()

Opponents: (47G) (21G, 45G) () (27G, 47G) (38G, 23G) (39G) (32G, 20G, 42G) () (33B) (32G) (54G, 32G, 22G) (38G, 50G, 20G) (22G, 36G, 35G) (22G, 23G, 38G) (30N, 45G) (32G, 48N, 41G)

SACKS
 Hayward 4.5, Harvey 3.5, Spicer 3.5, Groves 2.5, Smith 2.5, Henderson 2.0, Ingram 2.0, Landri 2.0, Meier 2.0, Kennedy 1.0, Mathis 1.0, Mincey 1.0, Peterson 1.0, McDaniel 0.5, **Jaguars 29, Opponents 42.**

TACKLES (Solo, Assists, Total)
 Peterson (88-51-139), Smith (89-41-130), Durant (81-32-113), B. Williams (78-11-90), Sensabaugh (70-12-82), Ingram (38-34-72), Nelson (45-19-64), Henderson (37-16-53), Spicer (34-16-50), Meier (31-14-45), Harvey (23-12-35), Mathis (33-0-33), Hayward (24-7-31), Florence (24-2-26), Landri (12-11-23), McDaniel (15-7-22), Prioleau (15-3-18), Groves (12-5-17), T. Williams (15-0-15), Kennedy (4-4-8), Witherspoon (7-0-7), Mincey (3-3-6), Iwuh (0-2-2)

USUAL STARTING LINEUP

OFFENSE
 WR Reggie Williams (11)
 Jerry Porter (6)
 LG Khalif Barnes (16)
 LT Vince Manuwai (11)
 Uche Nwaneri (15)
 Brad Meester (10)
 C Dennis Norman (6)
 RG Maurice Williams (11)
 Milton Brown (4)
 Tuff Reyes (3)
 Dennis Norman (8)
 RT Tony Pashos (16)
 TE Marcedes Lewis (15)
 TE Richard Angulo (7)
 Greg Estandia (2)
 WR Matt Jones (10)
 Troy Williamson (2)
 QB David Garrard (16)
 RB Fred Taylor (13)
 Maurice Jones-Drew (3)
 FB Greg Jones (7)

DEFENSE
 DE Paul Spicer (10)
 Derrick Harvey (9)
 DT John Henderson (14)
 Tony McDaniel (3)
 DT Rob Meier (15)
 DE Reggie Hayward (13)
 OLB Daryl Smith (8)
 Clint Ingram (8)
 Mike Peterson (10)
 Daryl Smith (6)
 Clint Ingram (4)
 DT Justin Durant (12)
 CB Rashean Mathis (12)
 William James (1)
 CB Drayton Florence (8)
 Brian Williams (11)
 Brian Williams (5)
 SS Gerald Sensabaugh (10)
 FS Reggie Nelson (13)
 Gerald Sensabaugh (3)



2009 STATISTICS (7-9)

Head Coach: Jack Del Rio

Standings: Fourth in AFC South

DATE	OPPONENT	SCORE	W/L	TIX	DIS.	RUSHING	NO	YDS	AVG	LG	TD
Sept. 13	at Indianapolis	12-14	L			Jones-Drew	312	1,391	4.5	80t	15
Sept. 20	ARIZONA*	17-31	L			Garrard	77	323	4.2	30	3
Sept. 27	at Houston	31-24	W			Jennings	39	202	5.2	28t	1
Oct. 4	TENNESSEE*	37-17	W			M. Thomas	12	86	7.2	22	0
Oct. 11	at Seattle	0-41	L			G. Jones	4	23	5.8	11	0
Oct. 18	ST. LOUIS*	23-20 (OT)	W			Miller	1	3	3.0	3	0
Oct. 25	Open date					Owens	2	1	0.5	3	0
Nov. 1	at Tennessee	13-30	L			Jaguars	447	2,029	4.5	80t	19
Nov. 8	KANSAS CITY*	24-21	W			Opponents	458	1,863	4.1	89t	12
Nov. 15	at N.Y. Jets	24-22	W								
Nov. 22	BUFFALO*	18-15	W								
Nov. 29	at San Francisco	3-20	L								
Dec. 6	HOUSTON*	23-18	W								
Dec. 13	MIAMI*	10-14	L								
Dec. 17	INDIANAPOLIS	31-35	L								
Dec. 27	at New England	7-35	L								
Jan. 3	at Cleveland	17-23	L								
*TV Blackout											
JAX OPP											
TOTAL FIRST DOWNS	300	307									
Rushing	114	100									
Passing	170	191									
Penalty	16	16									
3rd Down: Made/Att	102/226	94/209									
3rd Down Pct.	45.1%	45.0%									
4th Down: Made/Att	12/21	12/17									
4th Down Pct.	57.1%	70.6%									
POSSESSION AVG.											
TOTAL NET YARDS	5,385	5,637									
Avg. Per Game	336.6	352.3									
Total Plays	1010	982									
Avg. Per Play	5.3	5.7									
Net Yards Rushing	2,029	1,863									
Avg. Per Game	126.8	116.4									
Total Rushes	447	458									
NET YARDS PASSING											
Avg. Per Game	209.8	235.9									
Sacked/Yards Lost	44/243	14/79									
Gross Yards	3,599	3,853									
Attempts/Completions	519/315	510/345									
Completion Pct.	60.7%	67.6%									
Had Intercepted	10	15									
PUNTS/AVERAGE	72/41.9	62/44.9									
NET PUNTING AVG.	72/38.3	62/39.5									
PENALTIES/YARDS	70/542	64/498									
FUMBLES/BALL LOST	26/13	22/10									
TOUCHDOWNS	34	44									
Rushing	19	12									
Passing	15	28									
Returns	0	4									
BY PERIODS											
Jaguars	48	113	46	80	3	290					
Opponents	69	157	75	79	0	380					
SCORING											
Jones-Drew	15	1	0	0/0	0/0	0	96				
Scobee	0	0	0	30/31	18/28	0	84				
Sims-Walker	7	0	0	0/0	0/0	0	42				
Garrard	3	3	0	0/0	0/0	0	20				
Lewis	2	0	2	0/0	0/0	0	12				
Miller	2	0	2	0/0	0/0	0	12				
Hughes	1	0	1	0/0	0/0	0	6				
Jennings	1	1	0	0/0	0/0	0	6				
Thomas	1	0	1	0/0	0/0	0	6				
Wilford	1	0	1	0/0	0/0	0	6				
Jaguars	34	19	15	0	30/31	18/28	0	290			
Opponents	44	12	28	4	38/38	24/28	1	380			
KICKOFF											
M. Thomas	26	644	24.8	43	0						
Witherspoon	24	568	23.7	42	0						
Jones-Drew	4	102	25.5	30	0						
Jennings	3	56	18.7	24	0						
Owens	3	49	16.3	29	0						
Underwood	2	38	19.0	24	0						
Miller	2	19	9.5	16	0						
Ellison	1	16	16.0	16	0						
Wilford	1	0	0.0	0	0						
Jaguars	66	1,492	22.6	43	0						
Opponents	47	1,069	22.7	93t	1						
2-Pt. Conversions: Garrard, Jaguars 1-3, Opponents 2-6											

FGS	1-19	20-29	30-39	40-49	50+
J.Scobee	0/0	7/8	4/4	3/7	4/9
Jaguars	0/0	7/8	4/4	3/7	4/9
Opponents	0/0	12/12	4/5	7/8	1/3

Scobee: (24G, 46G, 63N) (30G, 46B) (52G) (22G, 50G, 55N, 33G) () (58N, 36G) () (53N, 27G) (49N, 21G) (29G) (40N, 32G, 21N) (51G, 46G, 24G) (25G) (50G, 57N) () (47G, 43N) (27G) (48G, 25G, 45G) (45G, 21G, 56N) (32G, 37G, 40G) (26G, 28G, 22G) (46G, 27G) (32G) (38N) () () (27G, 21G, 33G)

SACKS

Henderson 3.0, Harvey 2.0, Knighton 1.5, D. Smith 1.5, Ingram 1.0, Stanley 1.0, Hayward 1.0, Durant 1.0, Ellison 1.0, Landri 1.0; **Jaguars:** 14.0; **Opponents:** 44.0

TACKLES (Solo, Assists, Total)

D. Smith (101-49-150), Durant (90-45-135), Ingram (47-30-77), Nelson (60-17-77), Cox (56-20-76), Harvey (37-32-69), Henderson (27-33-60), Alexander (39-19-58), Allen (35-23-58), Knighton (29-24-53), Mathis (28-12-40), Iwuah (26-12-38), Considine (24-12-36), Brackenridge (23-11-34), Groves (22-12-34), Ellison (16-12-28), A. Smith (21-7-28), Stanley (17-7-24), Landri (8-7-15), Russell (6-8-14), Ju. Williams (6-4-10), B. Smith (4-5-9), Starks (4-3-7), Middleton (7-0-7), Navarre (3-2-5), Hayward (2-1-3), Harrington (1-0-1), Peterson (0-1-1)

USUAL STARTING LINEUP**OFFENSE**

WR Mike Sims-Walker (14)
Mike Thomas (4)
LT Eugene Monroe (13)
Tra Thomas (3)
LG Vince Manuwaui (16)
C Brad Meester (16)
RG Uche Nwaneri (13)
Maurice Williams (3)
RT Maben Britton (15)
Maurice Williams (1)
TE Marcedes Lewis (15)
Ernest Wilford (7)
WR Torry Holt (12)
QB David Garrard (16)
RB Maurice Jones-Drew (16)
FB Greg Jones (7)

DEFENSE

DE Derrick Harvey (16)
DT John Henderson (15)
Aiyah Ellison (2)
DT Terrance Knighton (16)
DE Quentin Groves (7)
Aiyah Ellison (4)
OLB Daryl Smith (16)
MLB Justin Durant (13)
OLB Clint Ingram (12)
CB Rashean Mathis (10)
Tryon Brackenridge (5)
CB Derek Cox (16)
SS Sean Considine (6)
Gerald Alexander (10)
FS Reggie Nelson (14)
Anthony Smith (2)

PASSING	ATT	CMP	PCT	YARDS	YDS/ATT	TD	INT	LG	SK/YDS	RATING
Garrard	516	314	60.9	3,597	7.0	15	10	63	42/236	83.5
McCown	3	1	33.3	2	0.7	0	0	2	2/7	42.4
Jaguars	519	315	60.7	3,599	6.9	15	10	63	44/243	83.2
Opponents	510	345	67.6	3,853	7.6	28	15	98t	14/79	96.0



2010 STATISTICS (8-8)

Head Coach: Jack Del Rio

Standings: Second in AFC South

DATE	OPPONENT	SCORE	W/L	TIX	DIS.
Sept. 12	DENVER	24-17	W	63,636	
Sept. 19	at San Diego	13-38	L	62,691	
Sept. 26	PHILADELPHIA	3-28	L	63,256	
Oct. 3	INDIANAPOLIS	31-28	W	63,111	
Oct. 10	at Buffalo	36-26	W	58,304	
Oct. 18	TENNESSEE	3-30	L	63,625	
Oct. 24	at Kansas City	20-42	L	69,105	
Oct. 31	at Dallas	35-17	W	81,395	
Nov. 7	Open date				
Nov. 14	HOUSTON	31-24	W	62,340	
Nov. 21	CLEVELAND	24-20	W	62,254	
Nov. 28	at N.Y. Giants	20-24	L	78,533	
Dec. 5	at Tennessee	17-6	W	69,143	
Dec. 12	OAKLAND	38-31	W	62,570	
Dec. 18	at Indianapolis	24-34	L	67,147	
Dec. 26	WASHINGTON	17-20 (OT)	L	63,470	
Jan. 2	at Houston	17-34	L	71,023	

	JAX	OPP
TOTAL FIRST DOWNS	330	316
Rushing	148	98
Passing	161	197
Penalty	21	21
3rd Down: Made/Att	81/203	78/189
3rd Down Pct.	39.9%	41.3%
4th Down: Made/Att	16/25	8/18
4th Down Pct.	64.0%	44.4%
POSSESSION AVG.	31:43	28:17
TOTAL NET YARDS	5,460	5,949
Avg. Per Game	341.3	371.8
Total Plays	1019	948
Avg. Per Play	5.4	6.3
Net Yards Rushing	2,395	1,945
Avg. Per Game	149.7	121.6
Total Rushes	512	416
NET YARDS PASSING	3,065	4,004
Avg. Per Game	191.6	250.3
Sacked/Yards Lost	38/291	26/189
Gross Yards	3,356	4,193
Attempts/Completions	469/291	506/329
Completion Pct.	62.0%	65.0%
Had Intercepted	21	13
PUNTS/AVERAGE	57/43.8	64/42.4
NET PUNTING AVG.	57/39.2	64/36.5
PENALTIES/YARDS	83/675	85/748
FUMBLES/BALL LOST	23/12	12/5
TOUCHDOWNS	41	50
Rushing	14	19
Passing	26	28
Returns	1	3

BY PERIODS	1	2	3	4	OT	PTS
Jaguars	43	129	86	95	0	353
Opponents	88	92	102	134	3	419

SCORING	TD	RU	PA	RT	PAT	FG	S	TP
Scobee	0	0	0	0	41/41	22/28	0	107
Lewis	10	0	10	0	0/0	0/0	0	60
Jones-Drew	7	5	2	0	0/0	0/0	0	42
Sims-Walker	7	0	7	0	0/0	0/0	0	42
Garrard	5	5	0	0	0/0	0/0	0	30
Thomas	5	0	4	1	0/0	0/0	0	30
Jennings	4	4	0	0	0/0	0/0	0	24
J. Hill	1	0	1	0	0/0	0/0	0	6
Miller	1	0	1	0	0/0	0/0	0	6
Osgood	1	0	1	0	0/0	0/0	0	6
Jaguars	41	14	26	1	41/41	22/28	0	353
Opponents	50	19	28	3	48/48	23/25	0	419

RUSHING	NO	YDS	AVG	LG	TD
Jones-Drew	299	1,324	4.4	37	5
Jennings	84	459	5.5	74	4
Garrard	66	279	4.2	25	5
Karim	35	160	4.6	15	0
M. Thomas	12	114	9.5	33	0
Edwards	9	34	3.8	14	0
Miller	2	9	4.5	8	0
Bouman	2	8	4.0	6	0
G. Jones	2	4	2.0	3	0
McCown	1	4	4.0	4	0
Jaguars	512	2,395	4.7	74	14
Opponents	416	1,945	4.7	70	19

RECEIVING	NO	YDS	AVG	LG	TD
M. Thomas	66	820	12.4	50	4
Lewis	58	700	12.1	42	10
Sims-Walker	43	562	13.1	39	7
Jones-Drew	34	317	9.3	75	2
Jennings	26	223	8.6	25	0
Miller	20	216	10.8	52	1
J. Hill	11	248	22.5	48	1
G. Jones	11	47	4.3	12	0
Underwood	8	111	13.9	22	0
Osgood	6	60	10.0	24	1
Potter	3	24	8.0	10	0
Karim	3	10	3.3	7	0
Bohen	1	15	15.0	15	0
Wilford	1	3	3.0	3	0
Jaguars	291	3,356	11.5	75	26
Opponents	329	4,193	12.7	67	28

INTERCEPTIONS	NO	YDS	AVG	LG	TD
D. Cox	4	14	3.5	14	0
A. Smith	1	47	47.0	47	0
Mathis	1	24	24.0	24	0
Greene	1	8	8.0	8	0
D. Smith	1	8	8.0	8	0
Carey	1	7	7.0	7	0
Middleton	1	2	2.0	2	0
D. Jones	1	0	0.0	0	0
Consigned	1	-2	-2.0	-2	0
Knighthon	1	-3	-3.0	-3	0
Jaguars	13	105	8.1	47	0
Opponents	21	263	12.5	38	1

PUNTING	NO	YDS	AVG	NET	TR	IN	LG	R
Podless	57	2,496	43.8	39.2	7	26	63	0
Jaguars	57	2,496	43.8	39.2	7	26	63	0
Opponents	64	2,714	42.4	36.5	1	16	66	1

PUNT RET	NO	FC	YDS	AVG	LG	TD
M. Thomas	34	7	358	10.5	78	1
Brackenridge	1	0	1	1.0	1	0
Osgood	1	0	0	0.0	0	0
Mathis	0	1	0	---	---	0
Jaguars	36	8	359	10.0	78	1
Opponents	19	15	123	6.5	13	0

KICKOFF RET	NO	YDS	AVG	LG	TD
Karim	50	1,248	25.0	65	0
Underwood	24	561	23.4	53	0
Bohen	1	5	5.0	5	0
J. Hill	1	30	30.0	30	0
Miller	1	22	22.0	22	0
Owens	1	22	22.0	22	0
Potter	1	15	15.0	15	0
Wilford	1	0	0.0	0	0
Jaguars	80	1,903	23.8	65	0
Opponents	59	1,266	21.5	46	1

2-Pt. Conversions: Jaguars 0-0, Opponents 1-2

FGS	1-19	20-29	30-39	40-49	50+
J.Scobee	2/2	3/3	6/7	9/14	2/2
Jaguars	2/2	3/3	6/7	9/14	2/2
Opponents	0/0	9/9	10/10	3/3	1/3

Scobee: (45G) (44G, 48G) (51G) (59G) (49G, 49G, 34G, 40G, 46G) (33G, 18G) () (38G, 39N, 43N) (47G) (22G, 42G) (26G, 49B, 48N) (19G) (22G) (44N, 34G) (39G, 46N)

Opponents: (54 G) (41G) () () (29G, 22G) (26G, 33G, 36G) () (34G) (24G) (51N, 38G, 51N, 41G) (22G, 29G, 28G) (37G, 30G) (26G) (34G, 37G) (48G, 31G) (26G, 33G)

SACKS
Mincey 5.0, Kampman 4.0, Knighton 4.0, Alualu 3.5, D. Smith 3.5, Harvey 2.5, Hart 1.5, Considine 1.0, Middleton 1.0, Jaguars: 26.0, Opponents: 38.0

TACKLES (Solo, Assists, Total)
D. Smith (109-47-156), Morrison (87-54-141), Durant (71-28-99), Knighton (52-32-84), Alualu (50-27-77), Greene (44-33-77), Mincey (41-28-69), Mathis (36-23-59), Kampman (34-21-55), Allen (38-16-54), Considine (33-19-52), D. Cox (36-16-52), Carey (29-22-51), Middleton (26-16-42), Harvey (16-18-34), Lane (20-13-33), D. Jones (22-5-27), Douzable (13-14-27), A. Smith (13-3-16), G. Alexander (6-9-15), Hart (9-4-13), Mosley (2-4-6), Brackenridge (4-0-4), Cohen (3-0-3), Morgan (2-1-3), Hamlin (2-1-3), Bowen (1-0-1)

USUAL STARTING LINEUP

- OFFENSE**
WR Mike Sims-Walker (13)
Kassim Osgood (3)
LT Eugene Monroe (15)
LG Vince Manuwai (11)
Justin Smiley (5)
C Brad Meester (16)
RG Uche Nwaneri (16)
RT Jordan Black (9)
Eben Britton (7)
TE Marcedes Lewis (16)
Zach Miller (5)
WR Mike Thomas (11)
QB David Garrard (14)
RB Maurice Jones-Drew (14)
RB Rashad Jennings (3)
FB Greg Jones (13)

- DEFENSE**
DE Aaron Kampman (8)
Jeremy Mincey (8)
DT Terrance Knighton (16)
DT Tyson Alualu (16)
DE Austen Lane (9)
Derrick Harvey (7)
OLB Daryl Smith (16)
MLB Kirk Morrison (16)
OLB Justin Durant (9)
Russell Allen (4)
CB Rashean Mathis (16)
CB Derek Cox (11)
David Jones (5)
SS Courtney Greene (11)
Anthony Smith (3)
FS Don Carey (10)
Gerald Alexander (3)
Sean Considine (3)

PASSING	ATT	CMP	PCT	YARDS	YDS/ATT	TD	INT	LG	SK/YDS	RATING
Garrard	366	266	64.5	2,734	7.5	23	15	75	33/253	90.8
Edwards	49	26	53.1	280	5.7	1	3	44	4/32	51.4
Bouman	34	18	52.9	222	6.5	2	2	29	1/6	68.5
McCown	19	11	57.9	120	6.3	0	0	25	0/0	76.6
Jones-Drew	1	0	0.0	0	0.0	0	1	0	0/0	0.0
Jaguars	469	291	62.0	3,356	7.2	26	21	75	38/291	83.4
Opponents	506	329	65.0	4,193	8.3	28	13	67	26/189	98.5

**2010 DEFENSIVE STATISTICS**

TACKLES	TT	UT	A	SACKS	INT	PD	TFL	QBP	FF	FR
Daryl Smith	156	109	47	3.5	1	4	8	8	1	0
Kirk Morrison	141	87	54	0.0	0	1	5	3	0	0
Justin Durant	99	71	28	0.0	0	3	8	0	0	1
Terrance Knighton	84	52	32	4.0	1	4	6	23	0	0
Tyson Alualu	77	50	27	3.5	0	3	6	20	0	0
Courtney Greene	77	44	33	0.0	1	4	1	0	1	1
Jeremy Mincey	69	41	28	5.0	0	4	6	25	0	0
Rashean Mathis	59	36	23	0.0	1	7	0	0	0	0
Aaron Kampman	55	34	21	4.0	0	3	4	30	0	0
Russell Allen	54	38	16	0.0	0	1	4	0	0	0
Sean Considine	52	33	19	1.0	1	2	1	0	1	1
Derek Cox	52	36	16	0.0	4	9	1	0	0	0
Don Carey	51	29	22	0.0	1	0	2	0	0	0
William Middleton	42	26	16	1.0	1	2	0	0	1	0
Derrick Harvey	34	16	18	2.5	0	0	1	8	0	0
Austen Lane	33	20	12	0.0	0	0	2	13	0	0
David Jones	27	22	5	0.0	1	2	0	0	0	0
Leger Douzable	27	13	14	0.0	0	0	2	7	0	0
Anthony Smith	16	13	3	0.0	1	0	0	0	1	0
Gerald Alexander	15	6	9	0.0	0	1	0	0	0	1
Larry Hart	13	9	4	1.5	0	1	1	12	0	0
C.J. Mosley	6	2	4	0.0	0	0	0	1	0	0
Tyron Brackenridge	4	4	0	0.0	0	0	0	0	0	0
Landon Cohen	3	3	0	0.0	0	0	1	0	0	0
Aaron Morgan	3	2	1	0.0	0	0	0	5	0	0
Michael Hamlin	3	2	1	0.0	0	1	0	0	0	0
Alvin Bowen	1	1	0	0.0	0	0	0	0	0	0

SPECIAL TEAMS	TACKLES	SOLO	ASST	BLK/KICK	FF	FR
Montell Owens	20	18	2	0	0	1
William Middleton	15	9	6	0	0	0
Kassim Osgood	14	13	1	0	1	0
Tyron Brackenridge	13	11	2	0	1	0
Sean Considine	13	12	1	0	0	0
Russell Allen	12	9	3	0	0	0
Zach Miller	12	9	3	0	0	0
Jacob Cutrera	6	4	2	0	0	0
Courtney Greene	5	2	3	0	0	0
Larry Hart	5	3	2	0	0	0
Don Carey	4	4	0	0	0	0
Eric Alexander	4	1	3	0	0	0
Jeremy Cain	4	2	2	0	0	0
Slade Norris	4	4	0	0	0	0
David Jones	3	3	0	0	0	0
Tiquan Underwood	3	1	2	0	0	0
Deji Karim	3	2	1	0	0	0
Josh Scobee	2	2	0	0	0	0
Aaron Morgan	2	0	2	0	0	0
Derek Cox	1	1	0	0	0	0
Brock Bolen	1	1	0	0	0	0
Jeremy Mincey	1	0	1	0	0	0
Greg Jones	1	1	0	0	0	0
Rashad Jennings	0	0	0	1	0	0

**PLAYOFF GAME SUMMARIES****1996 AFC WILD CARD PLAYOFF • JAGUARS 30, BILLS 27**
DECEMBER 28, 1996, RICH STADIUM

JACKSONVILLE JAGUARS (10-7)	10	7	3	10	—	30
BUFFALO BILLS (10-7)	14	3	3	7	—	27

The Jaguars won their first-ever playoff game with a come-from-behind victory over Buffalo and became the first road team to win a postseason game at Rich Stadium. Natrone Means rushed for 175 yards and a touchdown, and Mike Hollis kicked three field goals, the game-winner with 3:07 to play. Buffalo jumped out to a 7-0 lead, but Clyde Simmons intercepted Jim Kelly and ran 20 yards for a score to tie the game. Simmons also had two sacks. Buffalo took a 27-20 lead early in the fourth quarter, but Mark Brunell found Jimmy Smith for a 2-yard TD pass to tie the score, and Aaron Beasley recovered a fumble prior to Hollis' field goal.

TEAM	QTR	TIME	SCORING PLAY	TEAM STATS	JAX	BUF
Buf.	1	11:30	Thomas 7 pass from Kelly (Christie kick)	First Downs	18	19
Jax.	1	6:26	Simmons 20 interception return (Hollis kick)	Total Yards	409	308
Buf.	1	2:26	Thomas 2 run (Christie kick)	Rushing Yards	184	92
Jax.	1	0:10	Hollis 27 field goal	Passing Yards	225	216
Jax.	2	3:45	Means 30 run (Hollis kick)	Att-Comp-Int	33-18-2	36-22-1
Buf.	2	1:56	Christie 33 field goal	Third Downs	7-17	5-15
Buf.	3	10:20	Christie 47 field goal	Fourth Downs	1-1	0-1
Jax.	3	2:45	Hollis 24 field goal	Punts-Avg.	5-50.6	5-43.2
Buf.	4	14:17	Burris 38 interception return (Christie kick)	Fumbles-Lost	0-0	4-2
Jax.	4	8:40	Smith 2 pass from Brunell (Hollis kick)	Penalties-Yards	6-42	6-39
Jax.	4	3:07	Hollis 45 field goal	Possession	33:06	26:54

Attendance: 70,213 • Temperature: 49 degrees

RUSHING: Jaguars - Means 31-175 (1 TD), Brunell 3-9, Stewart 1-0, Bills - Thomas 14-50 (1 TD), Kelly 4-18, Holmes 9-10, Tasker 1-9, Tindale 1-5

PASSING: Jaguars - Brunell 33-18-239, 1 TD, 2 INTs, Bills - Kelly 32-21-239, 1 TD, 1 INT, Collins 4-1-7, 0 TD, 0 INT

RECEIVING: Jaguars - Smith 5-58 (1 TD), McCardell 4-76, Mitchell 3-64, Maston 2-21, Jackson 1-11, Brown 1-8, Stewart 1-5, Means 1-(-4), Bills - Early 9-122, Reed 3-32, Tasker 3-30, Johnson 3-27, Thomas 3-24, Holmes 1-11

SACKS: Jaguars 3 (Simmons 2, Brackens 1), Bills 2 (Covington 1, White 1)

INTERCEPTIONS: Jaguars 1 (Simmons [TD]), Bills 2 (Burris [TD], Smith)

1996 AFC DIVISIONAL PLAYOFF • JAGUARS 30, BRONCOS 27
JANUARY 4, 1997, MILE HIGH STADIUM

JACKSONVILLE JAGUARS (11-7)	0	13	7	10	—	30
DENVER BRONCOS (13-4)	12	0	0	15	—	27

The Jaguars won their seventh straight game as they shocked the football world with their upset victory over the 13-3 Broncos. After falling behind 12-0, the Jaguars scored on their next six possessions, all on drives of 50 yards and longer, taking a 30-20 lead. Denver had not lost at home all season and had not lost a playoff game at Mile High Stadium since 1984. Natrone Means rushed for 140 yards, and Mark Brunell threw TD passes to Keenan McCardell and Jimmy Smith. The Jaguars dominated in yards, first downs and time of possession.

TEAM	QTR	TIME	SCORING PLAY	TEAM STATS	JAX	DEN
Den.	1	6:22	Hebron 1 run (Elam kick blocked by Simmons)	First Downs	22	21
Den.	1	0:33	Sharpe 18 pass from Elway (run failed)	Total Yards	443	351
Jax.	2	11:15	Hollis 46 field goal	Rushing Yards	203	126
Jax.	2	2:58	Means 8 run (Hollis kick)	Passing Yards	240	225
Jax.	2	0:10	Hollis 42 field goal	Att-Comp-Int	29-18-0	38-25-0
Jax.	3	8:51	McCardell 31 pass from Brunell (Hollis kick)	Third Downs	8-15	6-12
Jax.	4	10:51	Hollis 22 field goal	Fourth Downs	0-0	1-1
Den.	4	7:37	Davis 2 run (Davis run)	Punts-Avg.	3-39.7	5-42.6
Jax.	4	3:39	Smith 16 pass from Brunell (Hollis kick)	Fumbles-Lost	0-0	1-0
Den.	4	1:50	McCaffrey 15 pass from Elway (Elam kick)	Penalties-Yards	3-18	8-64
				Possession	32:24	27:36

Attendance: 75,678 • Temperature: 46 degrees

RUSHING: Jaguars - Means 21-140 (1 TD), Brunell 7-44, Stewart 8-19, Broncos - Davis 14-91 (1 TD), Elway 5-30, Hebron 2-5 (1 TD)

PASSING: Jaguars - Brunell 29-18-245, 2 TD, 0 INT, Broncos - Elway 38-25-226, 2 TD, 0 INT

RECEIVING: Jaguars - McCardell 5-59 (1 TD), Means 4-46, Smith 3-71 (1 TD), Jackson 3-35, Mitchell 2-9, Stewart 1-25, Broncos - Davis 7-24, Miller 5-67, McCaffrey 5-54 (1 TD), Craver 3-17, Sharpe 2-31 (1 TD), Carswell 2-18, R.Smith 1-15

SACKS: Jaguars 1 (Robinson 1), Broncos 2 (Aldridge 1, Williams 1)

INTERCEPTIONS: Jaguars 0, Broncos 0


1996 AFC CHAMPIONSHIP GAME • PATRIOTS 20, JAGUARS 6
 JANUARY 12, 1997, FOXBORO STADIUM

JACKSONVILLE JAGUARS (11-8)	0	3	3	0	—	6
NEW ENGLAND PATRIOTS (13-5)	7	6	0	7	—	20

In just their second season, the Jaguars' saw their hopes of reaching the Super Bowl end in the AFC Championship game on a cold night in New England. The game began ominously for Jacksonville on its first series, when punter Bryan Barker fielded a high snap and was tackled at the Jaguars' four-yard line. The Patriots scored a touchdown two plays later. Mistakes haunted the Jaguars throughout the game, with a total of four turnovers - three on their last four possessions - including an end zone interception and a fumble that was returned for a touchdown.

TEAM	QTR	TIME	SCORING PLAY	TEAM STATS	JAX	NE
NE	1	12:34	Martin 1 run (Vinatieri kick)	First Downs	18	13
Jax.	2	10:33	Hollis 32 field goal	Total Yards	289	234
NE	2	7:23	Vinatieri 29 field goal	Rushing Yards	101	73
NE	2	0:00	Vinatieri 20 field goal	Passing Yards	188	161
Jax.	3	2:37	Hollis 28 field goal	Att-Comp-Int	38-20-2	33-20-1
NE	4	2:24	Smith 47 fumble return (Vinatieri kick)	Third Downs	5-14	2-13
				Fourth Downs	0-2	1-2
				Punts-Avg.	5-36.4	6-39.7
				Fumbles-Lost	3-2	2-1
				Penalties-Yards	4-23	2-5
				Possession	34:43	25:17

Attendance: 60,190 • Temperature: 27 degrees

RUSHING: Jaguars - Means 19-43, Stewart 7-40, Brunell 6-34, Barker 1-(-16), **Patriots** - Martin 19-59 (1 TD), Meggett 3-9, Bledsoe 1-4, Byars 1-1

PASSING: Jaguars - Brunell 38-20-190, 0 TD, 2 INTs, **Patriots** - Bledsoe 33-20-178, 0 TD, 1 INT

RECEIVING: Jaguars - Mitchell 7-63, McCardell 6-62, Smith 3-45, Stewart 2-8, Brown 1-10, Barlow 1-2, **Patriots** - Glenn 5-33, Jefferson 4-91, Byars 4-16, Martin 3-18, Meggett 3-15, Coates 1-5

SACKS: Jaguars 2 (Davey 1, Simmons 0.5, Robinson 0.5), **Patriots 1** (Slade 1)

INTERCEPTIONS: Jaguars 1 (Beasley), **Patriots 2** (Bruschi, Clay)

1997 AFC WILD CARD PLAYOFF • BRONCOS 42, JAGUARS 17
 DECEMBER 27, 1997, MILE HIGH STADIUM

JACKSONVILLE JAGUARS (11-6)	0	7	10	0	—	17
DENVER BRONCOS (13-4)	14	7	0	21	—	42

The Jaguars returned to the site of their historic playoff upset over Denver a year earlier, but the outcome was not to be the same. The Broncos took a 21-0 lead early in the second quarter, however the Jaguars closed the gap to 21-17 in the third quarter with a blocked punt returned for a touchdown and looked to make a rally. On the next series the defense forced a fumble, but the Jaguars could not capitalize as a fumbled snap at the Denver 16-yard line ended the Jaguars' momentum. The Broncos rolled up 511 yards on offense, 310 of them on the ground, and scored five rushing touchdowns in the game. The Jaguars held the ball for just 19:01, their lowest time of possession ever.

TEAM	QTR	TIME	SCORING PLAY	TEAM STATS	JAX	DEN
Den.	1	7:39	Davis 2 run (Elam kick)	First Downs	14	28
Den.	1	2:37	Smith 43 pass from Elway (Elam kick)	Total Yards	237	511
Den.	2	10:46	Davis 5 run (Elam kick)	Rushing Yards	50	310
Jax.	2	5:09	Means 1 run (Hollis kick)	Passing Yards	187	201
Jax.	3	13:33	Hollis 38 field goal	Att-Comp-Int	32-18-1	24-16-0
Jax.	3	9:16	Davis 29 blocked punt return (Hollis kick)	Third Downs	3-10	12-16
Den.	4	13:21	Loville 25 run (Elam kick)	Fourth Downs	0-1	1-1
Den.	4	3:43	Loville 8 run (Elam kick)	Punts-Avg.	4-29.5	3-33.0
Den.	4	1:11	Hebron 6 run (Elam kick)	Fumbles-Lost	1-1	3-2
				Penalties-Yards	9-54	9-94
				Possession	19:01	40:59

Attendance: 74,481 • Temperature: 27 degrees

RUSHING: Jaguars - Means 10-40 (1 TD), Stewart 1-6, Brunell 3-4, **Broncos** - Davis 31-184 (2 TD), Loville 11-103 (2 TD), Hebron 6-23 (1 TD), Elway 1-0

PASSING: Jaguars - Brunell 32-18-203, 0 TD, 1 INT, **Broncos** - Elway 24-16-223, 1 TD, 0 INT

RECEIVING: Jaguars - McCardell 6-55, Smith 6-55, Stewart 3-46, Jones 1-37, Mitchell 1-7, Means 1-3, **Broncos** - Davis 4-11, Smith 3-99 (1 TD), McCaffrey 2-33, Green 2-32, Sharpe 2-29, Griffith 2-9, Loville 1-10

SACKS: Jaguars 3 (Simmons 2, Hudson 1), **Broncos 3** (Gordon 1, Price 1, Tanuvasa 1)

INTERCEPTIONS: Jaguars 0, Broncos 1 (Gordon)



1998 AFC WILD CARD PLAYOFF • JAGUARS 25, PATRIOTS 10

JANUARY 3, 1999, ALLTEL STADIUM

NEW ENGLAND PATRIOTS (9-8)	0	0	7	3	—	10
JACKSONVILLE JAGUARS (12-5)	6	6	0	13	—	25

The Jaguars hosted their first-ever home playoff game and defeated the Patriots to advance to the divisional playoffs. Mark Brunell returned as the starter after missing nearly three games with a high-ankle sprain. For the Patriots, Scott Zolak started for the injured Drew Bledsoe. The Patriots did not score on their eight first-half possessions. The Jaguars took advantage and scored on two Mike Hollis field goals and a 13-yard run by Fred Taylor. New England scored 10 points before the Jaguars bounced back with 13 in the fourth quarter. Taylor's 162 yards rushing were the second-most in a postseason game in Jaguars' history, and his 33 attempts were the most. Hollis' four field goals without a miss extended his streak of consecutive field goals in the postseason to 12 and broke his postseason single-game record.

TEAM	QTR	TIME	SCORING PLAY	TEAM STATS	NE	JAX
Jax.	1	8:57	Hollis 35 field goal	First Downs	14	17
Jax.	1	2:01	Hollis 24 field goal	Total Yards	206	308
Jax.	2	5:58	Taylor 13 run (2-point run failed)	Rushing Yards	35	160
N.E.	3	4:27	Edwards 1 run (Vinatieri kick)	Passing Yards	171	148
N.E.	4	14:48	Vinatieri 27 field goal	Att-Comp-Int	44-21-1	34-14-0
Jax.	4	12:24	Smith 37 pass from Brunell (Hollis kick)	Third Downs	5-15	7-18
Jax.	4	5:52	Hollis 34 field goal	Fourth Downs	0-1	0-1
Jax.	4	1:44	Hollis 21 field goal	Punts-Avg.	8-47.3	6-44.8
				Fumbles-Lost	4-2	2-0
				Penalties-Yards	6-50	4-35
				Possession	28:00	32:00

Attendance: 71,139 • Temperature: 60 degrees

RUSHING: Jaguars - Taylor 33-162 (1 TD), Brunell 4- (-2), **Patriots** - Edwards 17-28 (1 TD), Shaw 1-4, Carter 1-3

PASSING: Jaguars - Brunell 34-14-161, 1 TD, 0 INT, **Patriots** - Zolak 44-21-190, 0 TD, 1 INT

RECEIVING: Jaguars - McCardell 6-72, Smith 5-56 (1 TD), Mitchell 1-22, D. Jones 1-8, Shelton 1-3, **Patriots** - Brown 4-46, Jefferson 4-30,

Simmons 3-42, Edwards 3-33, Cullors 2-17, Coates 2-10, Carter 2-3, Purnell 1-9

SACKS: Jaguars 2 (Smeenge 1, Brackens 1), **Patriots 2** (Spires 2)

INTERCEPTIONS: Jaguars 1 (Hudson), **Patriots 0**

1998 AFC DIVISIONAL PLAYOFF • JETS 34, JAGUARS 24

JANUARY 10, 1999, GIANTS STADIUM

JACKSONVILLE JAGUARS (12-6)	0	7	7	10	—	24
NEW YORK JETS (13-4)	7	10	14	3	—	34

The Jaguars' season ended in 26 degree temperatures in New York, with the Jets jumping out to a 17-0 lead and coasting to the win. Jacksonville's only first-half score was a 52-yard pass from Mark Brunell to Jimmy Smith on the final play. The Jaguars couldn't stop New York's Keyshawn Johnson, who scored both rushing and receiving and also intercepted a pass. With the score 31-24 late in the fourth quarter, Brunell, who threw three TDs and three interceptions, had a chance to tie the game late after a Donovin Darius interception of Vinny Testaverde in the end zone. But the Jaguars went 3-and-out and the Jets added a field goal for their final points. Smith caught two TD passes and became the first Jaguar to have 100 receiving yards in a playoff game.

TEAM	QTR	TIME	SCORING PLAY	TEAM STATS	JAX	NYJ
NYJ	1	10:26	Johnson 21 pass from Testaverde (Hall kick)	First Downs	14	29
NYJ	2	10:35	Hall 52 field goal	Total Yards	251	429
NYJ	2	0:33	Johnson 10 run (Hall kick)	Rushing Yards	95	151
Jax.	2	0:00	Smith 52 pass from Brunell (Hollis kick)	Passing Yards	156	278
NYJ	3	9:13	Martin 1 run (Hall kick)	Att-Comp-Int	31-12-3	36-24-1
Jax.	3	8:08	McCardell 3 pass from Brunell (Hollis kick)	Third Downs	4-12	10-14
NYJ	3	2:16	Martin 1 run (Hall kick)	Fourth Downs	1-2	0-0
Jax.	4	9:58	Smith 19 pass from Brunell (Hollis kick)	Punts-Avg.	3-37.0	2-34.5
Jax.	4	6:38	Hollis 37 field goal	Fumbles-Lost	1-1	2-2
NYJ	4	0:24	Hall 30 field goal	Penalties-Yards	3-25	5-38
				Possession	20:44	39:16

Attendance: 78,817 • Temperature: 26 degrees

RUSHING: Jaguars - Taylor 20-86, Brunell 2-9, **Jets** - Martin 36-124 (2 TD), Johnson 2-28 (1 TD), Testaverde 1-(-1)

PASSING: Jaguars - Brunell 31-12-156, 3 TDs, 3 INTs, **Jets** - Testaverde 36-24-284, 1 TD, 1 INT

RECEIVING: Jaguars - Smith 5-104 (2 TD), McCardell 4-32 (1 TD), Mitchell 2-13, Banks 1-7, **Jets** - Johnson 9-121 (1 TD), Martin 6-58, Chrebet 4-45, Byars 2-11, Ward 1-18, Brady 1-17, Meggett 1-14

SACKS: Jaguars 1 (Hardy 1, Curry 1), **Jets 0**

INTERCEPTIONS: Jaguars 1 (Darius), **Jets 3** (Brown, Johnson, Smith)



1999 AFC DIVISIONAL PLAYOFF • JAGUARS 62, DOLPHINS 7

JANUARY 15, 2000, ALLTEL STADIUM

MIAMI DOLPHINS (10-8)	0	7	0	0	—	7
JACKSONVILLE JAGUARS (15-2)	24	17	14	7	—	62

Scoring on their first five possessions, the Jaguars advanced to their second AFC Championship game in four seasons with a record-setting defeat of Miami, in what would be Dan Marino's final game. The 62 points scored were the second-most in NFL postseason history and the most scored in an AFC playoff game, and the 55-point margin of victory was the second-largest in NFL postseason history. Mark Brunell returned to action after missing the season finale with a knee injury. Fred Taylor ran 90 yards for a touchdown, the longest in NFL postseason history. The 41 points in the first half also tied the NFL postseason record. Jay Fiedler connected with Jimmy Smith for a 70-yard touchdown to take a 48-7 lead. The Jaguars scored twice more in the game, on a touchdown catch by Alvis Whitted and a five-yard run by Chris Howard. The 62 points scored were the Jaguars' most ever.

TEAM	QTR	TIME	SCORING PLAY	TEAM STATS	MIA	JAX
Jax.	1	10:32	Smith 8 pass from Brunell (Hollis kick)	First Downs	10	21
Jax.	1	6:19	Hollis 45 field goal	Total Yards	131	520
Jax.	1	3:46	Taylor 90 run (Hollis kick)	Rushing Yards	21	257
Jax.	1	3:21	Brackens 16 fumble return (Hollis kick)	Passing Yards	110	263
Jax.	2	14:48	Taylor 39 pass from Brunell (Hollis kick)	Att-Comp-Int	41-16-2	20-12-1
Jax.	2	12:05	Stewart 25 run (Hollis kick)	Third Downs	2-13	8-16
Jax.	2	1:51	Hollis 28 field goal	Fourth Downs	0-2	0-0
Mia.	2	0:03	Gadsden 20 pass from Marino (Mare kick)	Punts-Avg.	9-39.6	5-39.0
Jax.	3	12:03	Smith 70 pass from Fiedler (Hollis kick)	Fumbles-Lost	6-5	1-1
Jax.	3	6:19	Whitted 38 pass from Fiedler (Hollis kick)	Penalties-Yards	9-88	7-51
Jax.	4	10:37	Howard 5 run (Hollis kick)	Possession	24:37	35:23

Attendance: 75,173 • Temperature: 57 degrees

RUSHING: Jaguars - Taylor 18-135 (1 TD), Stewart 11-62 (1 TD), Howard 15-54 (1 TD), Brunell 1-6, Shelton 1-0, **Dolphins** - Denson 6-10, Pritchett 2-10, Johnson 8-9, Hutton 1-(-8), Marino 1-0

PASSING: Jaguars - Brunell 9-5-105, 2 TDs, 0 INT; Fiedler 11-7-172, 2 TDs, 1 INT; Quinn 0-0-0, **Dolphins** - Marino 25-11-95, 1 TD, 2 INTs; Huard 16-5-46, 0 TD, 0 INT

RECEIVING: Jaguars - Smith 5-136 (2 TD), McCardell 4-52, Taylor 1-39 (1 TD), Whitted 1-38 (1 TD), Shelton 1-12, **Dolphins** - Gadsden 6-62 (1 TD), Konrad 3-30, McDuffie 2-19, Pritchett 2-7, Johnson 2-11, Drayton 1-2

SACKS: Jaguars 5 (Walker 2, Brackens 1, Leroy 1, Marts 1), **Dolphins 2** (Bowens 1, Mixon 1)

INTERCEPTIONS: Jaguars 1 (Beasley), **Dolphins 1** (Jackson)

1999 AFC CHAMPIONSHIP GAME • TITANS 33, JAGUARS 14

JANUARY 23, 2000, ALLTEL STADIUM

TENNESSEE TITANS (16-3)	7	3	16	7	—	33
JACKSONVILLE JAGUARS (15-3)	7	7	0	0	—	14

The Jaguars' season came to a sudden end, as Tennessee defeated Jacksonville for the third time in the season. A record crowd of 75,206 saw the Jaguars get off to a fast start, with Kyle Brady scoring a touchdown on a seven-yard pass from Mark Brunell. The Titans responded with a nine-yard touchdown catch by Yancey Thigpen. Then the Jaguars took a 14-7 lead on a 33-yard TD run by James Stewart. But Reggie Barlow fumbled a punt that was recovered by the Titans and converted into a 34-yard field goal. The second half was all Tennessee, as the Titans scored 23 unanswered points and shut out the Jaguars. The Titans got a one-yard touchdown run by Steve McNair. Then came a safety of Mark Brunell, and on the free kick Derrick Mason returned the ball 80 yards for a touchdown. The Jaguars could not recover, as they had three turnovers in the last 16 minutes of the game. Tennessee scored once in the fourth quarter for the 33-14 final score.

TEAM	QTR	TIME	SCORING PLAY	TEAM STATS	TEN	JAX
Jax.	1	11:20	Brady 7 pass from Brunell (Hollis kick)	First Downs	17	20
Ten.	1	5:30	Thigpen 9 pass from McNair (Hollis kick)	Total Yards	289	360
Jax.	2	4:36	Stewart 33 run (Hollis kick)	Rushing Yards	177	144
Ten.	2	0:20	Del Greco 34 field goal	Passing Yards	112	216
Ten.	3	9:24	McNair 1 run (Del Greco kick)	Att-Comp-Int	23-14-1	38-14-2
Ten.	3	5:13	Brunell sacked by Evans and Fisk for safety	Third Downs	3-10	3-10
Ten.	3	4:56	Mason 80 free kick return (Del Greco kick)	Fourth Downs	0-0	0-2
Ten.	4	6:59	McNair 1 run (Del Greco kick)	Punts-Avg.	5-39.8	3-45.3
				Fumbles-Lost	5-3	5-4
				Penalties-Yards	5-39	9-100
				Possession	31:36	28:24

Attendance: 75,206 • Temperature: 68 degrees

RUSHING: Jaguars - Taylor 19-110, Stewart 3-35 (1 TD), Brunell 1-(-1), **Titans** - McNair 9-91 (2 TD), George 25-86

PASSING: Jaguars - Brunell 38-19-226, 1 TD, 2 INTs, **Titans** - McNair 23-14-112, 1 TD, 1 INT

RECEIVING: Jaguars - McCardell 6-67, Smith 5-92, Brady 5-44 (1 TD), Taylor 2-16, Jones 1-7, **Titans** - Harris 3-33, George 3-19, Byrd 2-19, Thigpen 2-16 (1 TD), Wychek 2-12, Dyson 1-12, Neal 1-1

SACKS: Jaguars 1 (Brackens 1), **Titans 3** (Bishop 1, Holmes 1, Evans 0.5, Fisk 0.5)

INTERCEPTIONS: Jaguars 1 (Bryant), **Titans 2** (Mitchell, Robertson)



2005 AFC WILD CARD PLAYOFF • PATRIOTS 28, JAGUARS 3

JANUARY 7, 2006, GILLETTE STADIUM

JACKSONVILLE JAGUARS (12-5)	0	3	0	0	—	3
NEW ENGLAND PATRIOTS (11-6)	0	7	14	7	—	28

The Jaguars returned to the postseason for the first time since 1999 but saw their season end at New England with a 28-3 loss to the Patriots. The first quarter ended scoreless as both teams punted on their first two possessions. The Jaguars stopped the Patriots on downs on fourth-and-10 to end the quarter. The Patriots began the scoring with a six-play, 37-yard drive that was capped off with an 11-yard touchdown pass from Tom Brady to Troy Brown. The Jaguars next drive was thwarted after 33 yards when Alvin Pearson lost a fumble at the Patriots' 44-yard line. After two punts, the Jaguars scored their only points on a Josh Scobee 36-yard field goal with 1:05 remaining in the half. The Patriots erupted with back-to-back touchdown drives to start the second half. Each drive ended with Brady touchdown passes, the first to David Givens for three yards and the second for 63 yards to Benjamin Watson. On the Jaguars ensuing drive, Byron Leftwich was intercepted on fourth-and-five by Asante Samuel, who returned the pick 73 yards for a touchdown. David Garrard replaced Leftwich for the final three drives which ended with a 41-yard missed field goal and two turnovers on downs.

TEAM	QTR	TIME	SCORING PLAY	TEAM STATS	JAX	NE
N.E.	2	12:08	Brown 11 pass from Brady (Vinatieri kick)	First Downs	15	17
Jax.	2	1:05	Scobee 36 field goal	Total Yards	292	307
N.E.	3	7:13	Givens 3 pass from Brady (Vinatieri kick)	Rushing Yards	87	118
N.E.	3	3:03	Watson 63 pass from Brady (Vinatieri kick)	Passing Yards	205	189
N.E.	4	14:46	Samuel 73 interception return (Vinatieri kick)	Att-Comp-Int	39-21-1	27-15-0
				Third Downs	1-12	7-14
				Fourth Downs	1-4	0-1
				Punts-Avg.	5-41.8	5-39.2
				Fumbles-Lost	2-1	4-0
				Penalties-Yards	8-40	4-32
				Possession	29:34	30:28

Attendance: 68,756 • Temperature: 24 degrees

RUSHING: Jaguars - Leftwich 3-26, Taylor 8-24, G. Jones 2-15, Garrard 2-14, Pearson 2-8, **Patriots** - Faulk 6-51, Dillon 17-40, Davis 1-13, Brady 2-9, Pass 1-6, Cassel 1(-1)

PASSING: Jaguars - Leftwich 31-18-179, 0 TDs, 1 INT; Garrard 8-3-68, 0 TDs, 0 INTs, **Patriots** - Brady 27-15-201, 3 TDs, 0 INTs

RECEIVING: Jaguars - M. Jones 6-94, Williams 4-56, Wilford 4-53, J. Smith 3-30, Taylor 3-13, Brady 1-1, **Patriots** - Watson 5-91 (1 TD), Faulk 4-45, Branch 2-3, Dillon 1-12, Brown 1-11 (1 TD), Givens 1-3 (1 TD), Davis 1-3

SACKS: Jaguars 4 (Smith 1, Peterson 1, Hayward 1, Meier 1), **Patriots 6** (McGinest 4.5, Colvin 1, Seymour 0.5)

INTERCEPTIONS: Jaguars 0, Patriots 1 (Samuel (TD))

2007 AFC WILD CARD PLAYOFF • JAGUARS 31, STEELERS 29

JANUARY 5, 2008, HEINZ FIELD

JACKSONVILLE JAGUARS (12-5)	7	14	7	3	—	31
PITTSBURGH STEELERS (10-7)	7	0	3	19	—	29

The Jaguars got their first playoff win since the 1999 season and their first under head coach Jack Del Rio with a 31-29 victory, marking the first team to win twice in Pittsburgh in one season. The Jaguars held an 18-point lead at the start of the fourth quarter but trailed by one with six minutes to play. The Jaguars forced the Steelers to punt and David Garrard ran for 32 yards on fourth-and-two with less than two minutes remaining. Four plays later Josh Scobee hit the game-winning field goal from 25 yards. Bobby McCray sacked Ben Roethlisberger on the Steelers' next play and forced a fumble that was recovered by Derek Landri to seal the win.

TEAM	QTR	TIME	SCORING PLAY	DRIVE	TEAM STATS	JAX	PIT
Pit.	1	10:03	Davenport 1 run (Reed kick)	10-80, 4:57	First Downs	14	24
Jax.	1	9:39	Taylor 1 run (Scobee kick)	1-1, 0:24	Total Yards	239	340
Jax.	2	10:19	Mathis 63 interception (Scobee kick)	---	Rushing Yards	135	43
Jax.	2	8:34	Jones-Drew 43 pass from Garrard (Scobee kick)	3-46, 0:56	Passing Yards	104	297
Pit.	3	9:24	Reed 28 field goal	8-33, 4:45	Att-Comp-Int	21-9-2	42-29-3
Jax.	3	4:39	Jones-Drew 10 run (Scobee kick)	8-82, 4:45	Third Downs	4-11	7-14
Pit.	4	14:53	Holmes 37 pass from Roethlisberger (Reed kick)	10-69, 4:49	Fourth Downs	1-1	1-1
			Miller 14 pass from Roethlisberger (run failed)	10-69, 3:49	Punts-Avg.	4-50.0	4-44.3
			Davenport 1 run (pass failed)	7-16, 2:29	Fumbles-Lost	0-0	1-1
			Scobee 25 field goal	8-44, 2:01	Penalties-Yards	6-40	5-50
					Possession	27:01	32:59

Attendance: 63,629 • Temperature: 39 degrees

RUSHING: Jaguars - Garrard 5-58, Taylor 16-48 (1 TD), Jones-Drew 8-29 (1 TD), **Steelers** - Davenport 16-25 (2 TDs), Roethlisberger 4-13, Davis 3-3, Russell 3-2

PASSING: Jaguars - Garrard 21-9-140, 1 TD, 2 INTs, **Steelers** - Roethlisberger 42-29-337, 2 TDs, 3 INTs

RECEIVING: Jaguars - Wilford 2-39, Williams 2-23, Lewis 2-16, Jones-Drew 1-43 (1 TD), Northcutt 1-17, Taylor 1-2, **Steelers** - Ward 10-135, Miller 8-85 (1 TD), Holmes 3-49 (1 TD), Davenport 2-23, Davis 2-14, Wilson 1-10, Washington 1-8, Spaeth 1-7, Russell 1-6

SACKS: Jaguars 6 (Mincey 1, McCray 1, Meier 1, Landri 1, Henderson 1, Spicer 1), **Steelers 4** (Woodley 2, Harrison 1.5, Furrion 0.5)

INTERCEPTIONS: Jaguars 3 (Mathis 2 (TD), Landri), **Steelers 2** (Farrior, Taylor)



2007 AFC DIVISIONAL PLAYOFF • NEW ENGLAND 31, JAGUARS 20

JANUARY 12, 2008, GILLETTE STADIUM

JACKSONVILLE JAGUARS (12-6)	7	7	3	3	—	20
NEW ENGLAND PATRIOTS (17-0)	7	7	14	3	—	31

The Jaguars ended their playoff run with a 31-20 loss to the Patriots at Gillette Stadium. The undefeated Patriots improved to 17-0 with the win. The Jaguars finished the first half with a 14-14 tie, but were outscored 14-3 in the third quarter by the Patriots. David Garrard led the Jaguars with two touchdowns but two costly drops in the endzone in the second half led to two Jaguars field goal.

TEAM	QTR	TIME	SCORING PLAY	DRIVE	TEAM STATS	JAX	NE
Jax.	1	10:50	M. Jones 8 pass from Garrard (Scobee kick)	9-80, 4:10	First Downs	22	24
N.E.	1	5:01	Watson 3 pass from Brady (Gostkowski kick)	10-74, 5:49	Total Yards	350	403
N.E.	2	14:57	Maroney 1 run (Gos. kick)	7-29, 3:33	Rushing Yards	80	145
Jax.	2	7:46	Wilford 6 pass from Garrard (Scobee kick)	11-95, 7:11	Passing Yards	270	258
N.E.	3	8:49	Welker 6 pass from Brady (Gos. kick)	11-82, 6:11	Att-Comp-Int	33-22-1	28-26-0
Jax.	3	4:04	Scobee 39 field goal	9-48, 4:45	Third Downs	4-10	6-10
N.E.	3	0:49	Watson 9 pass from Brady (Gos. kick)	6-76, 3:15	Fourth Downs	2-3	1-1
Jax.	4	9:44	Scobee 25 field goal	13-86, 6:05	Punts-Avg.	1-50.0	1-30.0
N.E.	4	6:39	Gostkowski 35 field goal	6-63, 3:05	Fumbles-Lost	2-1	0-0
					Penalties-Yards	5-42	6-74
					Possession	27:18	32:42

Attendance: 68,756 • Temperature: 37 degrees

RUSHING: Jaguars - Taylor 13-47, Jones-Drew 6-19, Garrard 3-14, **Patriots** - Maroney 22-122 (1 TD), Welker 1-13, Faulk 4-9, Brady 2-1

PASSING: Jaguars - Garrard 33-22-278, 2 TDs, 1 INT, **Patriots** - Brady 28-26-262, 3 TDs, 0 INTs

RECEIVING: Jaguars - Jones-Drew 6-49, Lewis 4-74, Northcutt 4-42, M. Jones 3-48 (1 TD), Wilford 2-21 (1 TD), Williams 1-25, G. Jones 1-12, Smolko 1-7, **Patriots** - Welker 9-54 (1 TD), Faulk 5-36, Stallworth 3-68, Gaffney 3-26, Maroney 2-40, Watson 2-12 (2 TDs), Moss 1-14, Brady 1-12

SACKS: Jaguars 1 (Henderson 1), **Patriots** 1 (Warren 1)

INTERCEPTIONS: Jaguars 0, **Patriots** 1 (Harrison)

BIGGEST WINS / WORST LOSSES

BIGGEST WINS

POINTS	DATE	OPPONENT	SCORE
55	Jan. 15, 2000 *	vs. Miami	62-7
48	Dec. 3, 2000	vs. Cleveland	48-0
41	Oct. 8, 2006	vs. New York Jets	41-0
38	Sept. 12, 1999	vs. San Francisco	41-3
38	Dec. 23, 2007	vs. Oakland	49-11
34	Dec. 10, 2000	vs. Arizona	44-10
31	Oct. 31, 1999	at Cincinnati	41-10
31	Dec. 9, 2007	vs. Carolina	37-6
30	Dec. 23, 2001	at Minnesota	33-3
30	Nov. 5, 2006	vs. Tennessee	37-7

BIGGEST LOSSES

POINTS	DATE	OPPONENT	SCORE
44	Dec. 17, 1995	at Detroit	44-0
41	Oct. 11, 2010	at Seattle	41-0
40	Dec. 20, 1998	at Minnesota	50-10
29	Sept. 25, 2000	at Indianapolis	43-14
28	Dec. 27, 2009	at New England	35-7
27	Dec. 26, 1999	at Tennessee	41-14
27	Oct. 18, 2010	vs. Tennessee	30-3
25	Sept. 19, 2010	at San Diego	38-13
25	Sept. 26, 2010	vs. Philadelphia	28-3
25	Nov. 17, 1996	at Pittsburgh	28-3
25	Dec. 27, 1997 *	at Denver	42-17
25	Jan. 7, 2006 *	at New England	28-3

* Playoff game



ZERO
calorie

MAXIMUM
PEPSI® TASTE

ALORIE
OLA



pepsi
MAX

zero
calories
maximum taste



INDIVIDUAL RECORDS / REGULAR SEASON

SERVICE

SEASONS

- 11 Jimmy Smith (1995-2005), Fred Taylor (1998-2008), Brad Meester (2000-10)
- 10 Rob Meier (2000-09)
- 9 Mark Brunell (1995-2003), Donovan Darius (1998-2006), Paul Spicer (2000-08), Maurice Williams (2001-09), David Garrard (2002-10)
- 8 Tony Brackens (1996-2003), Kyle Brady (1999-2006), John Henderson (2002-09), Joe Zelenka (2001-08), Vince Manuwai (2003-10), Rashean Mathis (2003-10)
- 7 Tony Boselli (1995-2001), Mike Hollis (1995-2001), Marcus Stroud (2001-07), Greg Jones (2004-10), Josh Scobee (2004-10), Daryl Smith (2004-10)

MOST GAMES PLAYED

- 171 Jimmy Smith (1995-2005)
- 161 Brad Meester (2000-10)
- 140 Fred Taylor (1998-2008)
- 138 Rob Meier (2000-09)
- 128 Joe Zelenka (2001-08)
- 124 John Henderson (2002-09)
- 120 Mark Brunell (1995-2003), Kyle Brady (1999-2006)
- 116 Rashean Mathis (2003-10)
- 115 Donovan Darius (1998-2006), Paul Spicer (2001-08)
- 110 Vince Manuwai (2003-10)
- 108 Mike Hollis (1995-2001), Daryl Smith (2004-10)
- 107 Tony Brackens (1996-2003)
- 106 Maurice Williams (2001-09)
- 104 Josh Scobee (2004-10)
- 100 Marcus Stroud (2001-07)

MOST CONSECUTIVE GAMES PLAYED

- 128 Joe Zelenka (2001-08)
- 96 Bryan Barker (1995-2000)
- 92 Brad Meester (2000-05)
- 88 Jimmy Smith (1995-2000)
- 86 Marcus Stroud (2001-06)
- 82 Mike Hollis (1995-2000)
- 82 John Henderson (2002-06)
- 75 Rob Meier (2000-04)
- 74 Ben Coleman (1995-99)
- 74 Rashean Mathis (2003-07)

MOST STARTS

- 161 Brad Meester (2000-10)
- 150 Jimmy Smith (1995-2005)
- 136 Fred Taylor (1998-2008)
- 120 John Henderson (2002-09)
- 117 Mark Brunell (1995-2003)
- 116 Rashean Mathis (2003-10)
- 115 Donovan Darius (1998-2006)
- 110 Kyle Brady (1999-2006)
- 106 Daryl Smith (2004-10)
- 105 Vince Manuwai (2003-10)
- 100 Maurice Williams (2001-09)
- 92 Keenan McCardell (1996-2001)
- 90 Tony Boselli (1995-2001)

MOST CONSECUTIVE STARTS

- 92 Brad Meester (9/3/00 through 12/4/05)
- 74 Rashean Mathis (9/7/03 through 11/25/07)
- 68 Marcus Stroud (9/8/02 through 10/1/06)
- 68 Vince Manuwai (11/30/03 through 12/23/07)
- 64 Maurice Williams (9/7/03 through 12/31/06)
- 63 Chris Naeole (9/8/02 through 12/24/05)
- 58 Kevin Hardy (12/21/97 through 11/18/01)
- 53 Mike Peterson (9/7/03 through 10/8/06)
- 52 Kyle Brady (9/17/00 through 10/12/03)

SCORING

MOST POINTS

Career

- 764 Mike Hollis (1995-2001), 175 FG, 239 PAT
- 662 Josh Scobee (2004-10), 144 FG, 230 PAT
- 424 Fred Taylor (1998-2008), 70 TD, 2 2-PT
- 418 Jimmy Smith (1995-2005), 69 TD, 2 2-PT
- 378 Maurice Jones-Drew (2006-10), 63 TD
- 228 James Stewart (1995-99), 38 TD
- 190 Keenan McCardell (1996-2001), 30 TD, 5 2-PT
- 120 Stacey Mack (1999-2002), 20 TD
- 112 Reggie Williams (2004-08), 18 TD, 2 2-PT
- 108 David Garrard (2002-10) 17 TD, 3 2-PT
- 102 Mercedes Lewis (2006-10), 17 TD

Season

- 134 Mike Hollis (1997), 31 FG, 41 PAT
- 130 Mike Hollis (1999), 31 FG, 37 PAT
- 119 Josh Scobee (2006), 26 FG, 41 PAT
- 117 Mike Hollis (1996), 30 FG, 27 PAT
- 108 Mike Hollis (1998), 21 FG, 45 PAT
- 107 Josh Scobee (2005), 23 FG, 38 PAT, Josh Scobee (2010), 22 FG, 41 PAT
- 105 Mike Hollis (2000), 24 FG, 33 PAT
- 102 Fred Taylor (1998), 17 TD
- 96 Maurice Jones-Drew (2006), 16 TD; (2009), 16 TD

Game

- 30 James Stewart (10/12/97 vs. Phil.), 5 TD
- 24 Fred Taylor (11/19/00 at Pitt.), 4 TD
- 18 Jimmy Smith (12/3/95 at Den.), 3 TD
- 18 Fred Taylor (11/15/98 vs. T.B.), 3 TD
- 18 Jimmy Smith (9/10/00 at Balt.), 3 TD
- 18 Mike Hollis (9/10/00 at Balt.), 5 FG, 3 PAT
- 18 Fred Taylor (12/3/00 vs. Clev.), 3 TD
- 18 Stacey Mack (9/29/02 vs. NYJ), 3 TD
- 18 LaBrandon Toefield (12/24/05 at Hou.), 3 TD
- 18 Maurice Jones-Drew (12/10/06 vs. Ind.), 3 TD
- 18 Josh Scobee (11/25/07 vs. Buf.), 5 FG, 3 PAT
- 18 Maurice Jones-Drew (11/9/08 at Det.), 3 TD
- 18 Maurice Jones-Drew (9/27/09 at Hou.), 3 TD
- 18 Maurice Jones-Drew (10/18/09 vs. St.), 3 TD
- 18 Josh Scobee (10/10/10 at Buf.), 5 FG, 3 PAT

MOST POINTS, ROOKIE

Season

- 102 Fred Taylor (1998), 17 TD
- 96 Maurice Jones-Drew (2006), 16 TD
- 93 Josh Scobee (2004), 24 FG, 21 PAT
- 90 Seth Marler (2003), 20 FG, 30 PAT
- 30 Matt Jones (2005), 5 TD
- 28 Hayden Epstein (2002), 5 FG, 13 PAT

MOST CONSECUTIVE GAMES SCORING

- 67 Mike Hollis (12/24/95 through 9/10/00)
- 61 Josh Scobee (1/2/05 through 10/4/09)
- 27 Josh Scobee (10/18/09 through 1/2/11)
- 25 Mike Hollis (10/16/00 through 12/30/01)
- 16 Seth Marler (9/7/03 through 12/28/03)
- 14 Mike Hollis (9/3/95 through 12/10/95)
- 14 Josh Scobee (9/12/04 through 12/19/04)

MOST CONSECUTIVE GAMES SCORING A TOUCHDOWN

- 8 Fred Taylor (9/20/98 through 11/22/98)
- 8 Maurice Jones-Drew (11/12/06 through 12/31/06)
- 7 Fred Taylor (11/12/00 through 12/23/00)
- 5 Maurice Jones-Drew (11/4/07 through 12/2/07)
- 5 Maurice Jones-Drew (10/18/09 through 11/22/09)

**MOST TOUCHDOWNS****Career**

- 70 Fred Taylor (1998-2008), 62 rushing, 8 receiving
- 69 Jimmy Smith (1995-2005), 67 receiving, 1 kickoff return, 1 blocked punt
- 63 Maurice Jones-Drew (2006-10), 54 rushing, 7 receiving, 2 kickoff return
- 38 James Stewart (1995-99), 33 rushing, 5 receiving
- 30 Keenan McCardell (1996-2001), 30 receiving
- 20 Stacey Mack (1999-2002), 19 rushing, 1 receiving
- 18 Reggie Williams (2004-08), 18 receiving
- 17 Mercedes Lewis (2006-10), 17 receiving
- 17 David Garrard (2002-10), 17 rushing
- 15 Ernest Wilford (2004-07, 2009), 15 receiving
- 15 Matt Jones (2005-08), 15 receiving
- 14 Mark Brunell (1995-2003), 14 rushing, Mike Sims-Walker (2008-10), 14 receiving

Season

- 17 Fred Taylor (1998), 14 rushing, 3 receiving
- 16 Maurice Jones-Drew (2006), 13 rushing, 2 receiving, 1 kickoff return
- 16 Maurice Jones-Drew (2009), 15 rushing, 1 receiving
- 14 Fred Taylor (2000), 12 rushing, 2 receiving
- 14 Maurice Jones-Drew (2008), 12 rushing, 2 receiving
- 13 James Stewart (1999), 13 rushing

Game

- 5 James Stewart (10/12/97 vs. Phil.), 5 rushing
- 4 Fred Taylor (11/19/00 at Pitt.), 3 rushing, 1 receiving
- 3 9 times, last Maurice Jones-Drew (10/18/09 vs. Stl.), 3 rushing

MOST TOUCHDOWNS, ROOKIE**Season**

- 17 Fred Taylor (1998), 14 rushing, 3 receiving
- 16 Maurice Jones-Drew (2006), 13 rushing, 2 receiving, 1 kickoff return
- 5 Matt Jones (2005), 5 receiving
- 5 James Stewart (1995), 2 rushing, 1 receiving
- 3 Elvis Joseph (2001), 2 receiving, 1 kickoff return
- 3 LaBrandon Toefield (2003), 2 rushing, 1 receiving
- 3 Greg Jones (2004), 3 rushing

MOST FIELD GOALS**Career**

- 175 Mike Hollis (1995-2001), 217 attempts
- 144 Josh Scobee (2004-10), 187 attempts
- 20 Seth Marler (2003), 33 attempts
- 9 John Carney (2007), 11 attempts
- 8 Tim Seder (2002), 12 attempts

Season

- 31 Mike Hollis (1997), 36 attempts
- 31 Mike Hollis (1999), 38 attempts
- 30 Mike Hollis (1996), 36 attempts
- 26 Josh Scobee (2006), 32 attempts
- 24 Mike Hollis (2000), 26 attempts
- 24 Josh Scobee (2004), 31 attempts

Game

- 5 Mike Hollis (12/1/96 vs. Cin.), 5 attempts
- 5 Mike Hollis (11/30/97 vs. Balt.), 5 attempts
- 5 Mike Hollis (9/10/00 at Balt.), 5 attempts
- 5 Josh Scobee (11/25/07 vs. Buf.), 5 attempts
- 5 Josh Scobee (10/10/10 at Buf.), 5 attempts
- 4 Mike Hollis (6 games)
- 4 Josh Scobee (3 games), last time (11/20/06 vs N.Y.G.), 4 attempts

MOST CONSECUTIVE GAMES SCORING A FIELD GOAL

- 13 Josh Scobee (10/29/06 through 12/16/07)
- 10 Mike Hollis (9/12/99 through 11/21/99)
- 8 Mike Hollis (12/24/95 through 10/13/96)
- 8 Seth Marler (9/7/03 through 11/2/03)
- 8 Josh Scobee (11/13/05 through 1/1/06)

- 8 Josh Scobee (1/3/10 through 10/24/10)

MOST CONSECUTIVE FIELD GOALS

- 20 Mike Hollis (11/1/98 through 9/19/99)
- 16 Mike Hollis (10/12/97 through 11/30/97)
- 15 Josh Scobee (10/1/06 through 11/26/06)
- 14 Josh Scobee (9/12/10 through 11/14/10)
- 13 Mike Hollis (9/3/00 through 10/29/00)
- 12 Mike Hollis (9/26/99 through 11/7/99)

HIGHEST FIELD GOAL PERCENTAGE**Career (minimum 25 attempts)**

- 80.7 Mike Hollis (1995-2001), 175 of 217
- 77.0 Josh Scobee (2004-10), 144 of 187

Season (minimum 16 attempts)

- 92.3 Mike Hollis (2000), 24 of 26
- 86.1 Mike Hollis (1997), 31 of 36
- 83.3 Mike Hollis (1996), 30 of 36
- 81.6 Mike Hollis (1999), 31 of 38
- 81.3 Josh Scobee (2006), 26 of 32

LONGEST FIELD GOALS

- 59 Josh Scobee (10/3/10 vs. Indianapolis)
- 53 Mike Hollis (10/8/95 vs. Pittsburgh)
- 53 Mike Hollis (9/29/96 vs. Carolina)
- 53 Seth Marler (10/5/03 vs. San Diego)
- 53 Josh Scobee (10/24/04 at Indianapolis)
- 53 Josh Scobee (10/9/05 vs. Cincinnati)
- 53 Josh Scobee (10/26/08 vs. Cleveland)

MOST EXTRA POINTS**Career**

- 239 Mike Hollis (1995-2001), 242 attempts
- 230 Josh Scobee (2004-10), 233 attempts
- 30 Seth Marler (2003), 30 attempts

Season

- 45 Mike Hollis (1998), 45 attempts
- 41 Mike Hollis (1997), 41 attempts
- 41 Josh Scobee (2006), 41 attempts
- 41 Josh Scobee (2010), 41 attempts
- 38 Josh Scobee (2005), 39 attempts
- 37 Mike Hollis (1999), 37 attempts

Game

- 7 Josh Scobee (12/23/07 vs. Oak.), 7 att.
- 6 Mike Hollis (11/1/98 at Balt.), 6 att.
- 6 Mike Hollis (12/3/00 vs. Clev.), 6 att.
- 5 10 times, last Josh Scobee (12/12/10 vs Oak.), 5 att.

MOST CONSECUTIVE EXTRA POINTS

- 220 Mike Hollis (10/22/95 through 12/9/01)
- 59 Josh Scobee (9/12/04 through 1/1/06)
- 58 Josh Scobee (12/16/07 through 11/1/09)
- 58 Josh Scobee (11/8/09 through 1/2/11)
- 55 Josh Scobee (9/10/06 through 12/16/07)
- 30 Seth Marler (9/7/03 through 12/28/03)

HIGHEST EXTRA-POINT PERCENTAGE**Career**

- 100.0 Seth Marler (2003), 30 of 30
- 98.8 Mike Hollis (1995-2001), 239 of 242
- 98.7 Josh Scobee (2004-10), 230 of 233

MOST TWO-POINT CONVERSIONS**Career**

- 5 Keenan McCardell (1996-2001), 5 pass
- 3 Willie Jackson (1995-97), 3 pass
- 3 Mark Brunell (1995-2003), 3 run
- 3 David Garrard (2002-10), 3 run

Game

- 1 24 times, last David Garrard, (11/22/09 vs. Buffalo), 1 run

**PASSING****MOST YARDS PASSING****Career**

25,698	Mark Brunell (1995-2003), 2,184 of 3,616
16,003	David Garrard (2002-10), 1,406 of 2,281
9,042	Byron Leftwich (2003-06), 789 of 1,344
1,252	Quinn Gray (2003-07), 101 of 180
952	Steve Beuerlein (1995), 71 of 142
748	Jonathan Quinn (1998-2001), 66 of 125

Season

4,367*	Mark Brunell (1996), 353 of 557
	* NFL Leader

3,640	Mark Brunell (2000), 311 of 512
3,620	David Garrard (2008), 335 of 535
3,597	David Garrard (2009), 314 of 516
3,309	Mark Brunell (2001), 289 of 473
3,281	Mark Brunell (1997), 264 of 435
3,060	Mark Brunell (1999), 259 of 441
2,941	Byron Leftwich (2004) 267 of 441

Game

432	Mark Brunell (9/22/96 at N.E.), 23 of 39
421	Mark Brunell (10/20/96 at St.), 37 of 52
386	Mark Brunell (9/10/00 at Balt.), 28 of 50
376	Mark Brunell (9/20/98 vs. Balt.), 25 of 34
357	Byron Leftwich (10/10/04 at S.D.) 36 of 54

MOST YARDS PASSING, ROOKIE**Season**

2,819	Byron Leftwich (2003), 239 of 418
387	Jonathan Quinn (1998), 34 of 64
231	David Garrard (2002), 23 of 46

Game

336	Byron Leftwich (10/5/03 vs. S.D.), 19 of 28
192	Jonathan Quinn (12/20/98 at Minn.), 10 of 19
135	David Garrard (12/29/02 at Ind.), 13 of 26

MOST PASS ATTEMPTS**Career**

3,616	Mark Brunell (1995-2003), 2,184 completions
2,281	David Garrard (2002-10), 1,406 completions
1,344	Byron Leftwich (2003-06), 789 completions
180	Quinn Gray (2003-07), 101 completions
142	Steve Beuerlein (1995), 71 completions

Season

557	Mark Brunell (1996), 353 completions
535	David Garrard (2008), 335 completions
516	David Garrard (2009), 314 completions
512	Mark Brunell (2000), 311 completions

Game

54	Byron Leftwich (10/10/04 at S.D.), 36 completions
52	Mark Brunell (10/20/96 at St. L.), 37 completions
50	Mark Brunell (9/10/00 at Balt.), 28 completions
48	Mark Brunell (10/15/95 vs. Chi.), 30 completions
47	Mark Brunell (11/17/96 at Pitt.), 28 completions
47	Mark Brunell (11/28/99 at Balt.), 27 completions

MOST PASS ATTEMPTS, ROOKIE**Season**

418	Byron Leftwich (2003), 239 comp.
64	Jonathan Quinn (1998), 34 comp.
46	David Garrard (2002), 23 comp.

Game

42	Byron Leftwich (10/12/03 vs. Miami), 24 comp.
40	Byron Leftwich (12/14/03 at N.E.), 21 comp.
36	Byron Leftwich (9/28/03 at Hou.), 17 comp.
34	Byron Leftwich (11/2/03 at Balt.), 22 comp.
34	Byron Leftwich (11/30/03 vs. T.B.), 20 comp.

MOST PASS COMPLETIONS**Career**

2,184	Mark Brunell (1995-2003), 3,616 attempts
1,406	David Garrard (2002-10), 2,281 attempts
789	Byron Leftwich (2003-06), 1,344 attempts

101	Quinn Gray (2005-07), 180 attempts
71	Steve Beuerlein (1995), 142 attempts
66	Jonathan Quinn (1998-2001), 125 attempts
61	Jay Fiedler (1999), 94 attempts

Season

353	Mark Brunell (1996), 557 attempts
335	David Garrard (2008), 535 attempts
314	David Garrard (2009), 516 attempts
311	Mark Brunell (2000), 512 attempts
289	Mark Brunell (2001), 473 attempts

Game

37	Mark Brunell (10/20/96 at St. L.), 52 att.
36	Byron Leftwich (10/10/04 at S.D.), 54 att.
30	Mark Brunell (10/15/95 vs. Chi.), 48 att.
30	David Garrard (10/18/09 vs. Stl.), 43 att.

MOST CONSECUTIVE PASS COMPLETIONS

17	David Garrard (11/14/10 vs. Houston through 11/21/10 vs. Cleveland)
15	Byron Leftwich (10/17/04 vs. K.C. through 10/24/04 at Indianapolis)
13	Mark Brunell (10/6/96 at New Orleans)
13	Mark Brunell (9/7/03 at Carolina)

MOST PASS COMPLETIONS, ROOKIE**Season**

239	Byron Leftwich (2003), 418 attempts
34	Jonathan Quinn (1998), 64 attempts
23	David Garrard (2002), 26 attempts

Game

24	Byron Leftwich (10/12/03 vs. Mia.), 42 att.
22	Byron Leftwich (11/2/03 at Balt.), 34 att.
21	Byron Leftwich (12/14/03 at N.E.), 40 att.
20	Byron Leftwich (11/30/03 vs. T.B.), 34 att.

MOST TOUCHDOWN PASSES**Career**

144	Mark Brunell (1995-2003)
89	David Garrard (2002-10)
51	Byron Leftwich (2003-06)
12	Quinn Gray (2003-07)
4	Steve Beuerlein (1995)
4	Jamie Martin (1998-2000)

Season

23	David Garrard (2010)
20	Mark Brunell (1998)
20	Mark Brunell (2000)
19	Mark Brunell (1996)
19	Mark Brunell (2001)
18	Mark Brunell (1997)
18	David Garrard (2007)

Game

4	Mark Brunell (11/29/98 at Cincinnati)
4	Quinn Gray (12/30/07 at Houston)
4	David Garrard (10/31/10 at Dallas)
3	20 times, last David Garrard (12/12/10 vs. Oakland)

MOST CONSECUTIVE GAMES WITH A TOUCHDOWN PASS

14	Mark Brunell (10/7/01 through 9/15/02)
9	Mark Brunell (10/22/00 through 12/23/00)
8	Byron Leftwich (9/25/05 through 11/20/05)
8	Mark Brunell (9/17/95 through 11/12/95)
8	Mark Brunell (10/19/97 through 12/7/97)
8	David Garrard (12/17/06 through 10/14/07)

MOST TOUCHDOWN PASSES, ROOKIE**Season**

14	Byron Leftwich (2003)
2	Jonathan Quinn (1998)
1	David Garrard (2002)

Game

2	Byron Leftwich (10/5/03 vs. S.D.)
2	Byron Leftwich (11/30/03 vs. T.B.)

**MOST PASSES HAD INTERCEPTED****Career**

86	Mark Brunell (1995-2003), 3,616 attempts
54	David Garrard (2002-10), 2,281 attempts
36	Byron Leftwich (2003-06), 1,344 attempts
7	Steve Beuerlein (1995), 142 attempts
5	Quinn Gray (2003-07), 180 attempts

Season

20	Mark Brunell (1996), 557 attempts
16	Byron Leftwich (2003), 418 attempts
15	David Garrard (2010), 366 attempts
14	Mark Brunell (2000), 512 attempts
13	Mark Brunell (2001), 473 attempts
13	David Garrard (2008) 535 attempts

Game

5	Mark Brunell (10/20/96 at St. L.), 52 attempts
4	David Garrard (11/12/06 vs. Hou.), 34 attempts
4	David Garrard (9/19/10 at S.D.), 23 attempts
3	Steve Beuerlein (12/17/95 at Det.), 21 attempts
3	Mark Brunell (11/22/98 at Pitt.), 42 attempts (9/26/99 vs. Tenn.), 42 att. (1/6/02 at Chi.), 36 attempts, (10/20/02 at Balt.), 46 attempts
3	Byron Leftwich (9/28/03 at Hou.), 36 attempts, (10/12/03 vs. Mia.) 42 attempts
3	Quinn Gray (11/4/07 at N.O.), 33 attempts
3	David Garrard (12/17/06 at Tenn.), 37 attempts, (11/21/10 vs. Clev.), 34 attempts

MOST PASSES HAD INTERCEPTED, ROOKIE**Season**

16	Byron Leftwich (2003), 418 attempts
3	Jonathan Quinn (1998), 64 attempts
2	David Garrard (2002), 46 attempts
1	Rob Johnson (1995), 7 attempts

Game

3	Byron Leftwich (9/28/03 at Hou.), 36 att., (10/12/03 vs. Mia.) 42 att.
2	Jonathan Quinn (12/20/98 at Minn.), 27 att.
2	David Garrard (10/13/02 at Tenn.), 7 att.
1	Rob Johnson (12/17/95 at Det.), 7 att.
1	Jonathan Quinn (12/13/98 vs. Tenn.), 18 att.

MOST CONSECUTIVE GAMES WITH NO PASSES INTERCEPTED

8	Mark Garrard (9/9/07 through 11/25/07)
6	David Garrard (12/11/05 through 11/5/06)
5	Mark Brunell (12/1/96 through 9/22/97)
5	Mark Brunell (10/11/99 through 11/14/99)

MOST CONSECUTIVE PASSES WITHOUT AN INTERCEPTION

209	David Garrard (9/9/07 through 11/25/07)
175	David Garrard (12/4/05 through 11/12/06)
172	Mark Brunell (11/24/96 through 9/28/97)
155	David Garrard (11/22/09 through 12/17/09)
148	Mark Brunell (10/3/99 through 11/21/99)

LOWEST INTERCEPTION RATE**Career (minimum 125 attempts)**

2.37	Mark Brunell (1995-2003), 86 of 3,616 att.
2.37	David Garrard (2002-10), 54 of 2,281 att.
2.68	Byron Leftwich (2003-06), 36 of 1,344 att.
2.78	Quinn Gray (2003-07), 5 of 180 att.
3.20	Jonathan Quinn (1998-2001), 4 of 125 att.

Season (minimum 140 attempts)

0.06	David Garrard (2005), 1 of 168 attempts
0.09	David Garrard (2007), 3 of 325 attempts
0.17	Byron Leftwich (2005), 5 of 302 attempts
1.61	Mark Brunell (1997), 7 of 435 attempts
1.68	Mark Brunell (2002), 7 of 416 attempts

HIGHEST COMPLETION PERCENTAGE**Career (minimum 140 completions)**

61.6	David Garrard (2002-10), 1,406 of 2,281 att.
60.4	Mark Brunell (1995-2003), 2,184 of 3,612 att.
58.7	Byron Leftwich (2003-06), 789 of 1,344 att.
56.1	Quinn Gray (2003-07), 101 of 180 att.
52.8	Jonathan Quinn (1998-2001), 66 of 125 att.

Season (minimum 70 completions)

64.5	David Garrard (2010), 236 of 366 att.
------	---------------------------------------

64.0	David Garrard (2007), 208 of 325 att.
63.4	Mark Brunell (1996), 353 of 557 att.
62.6	David Garrard (2008), 335 of 535
61.1	Mark Brunell (2001), 289 of 473 att.

Game (minimum 15 completions)

85.2	Mark Brunell (9/7/03 at Car.), 23 of 27 att.
83.3	Rob Johnson (8/31/97 at Balt.), 20 of 24 att.
83.3	Mark Brunell (10/29/00 at Dal.), 20 of 24 att.
82.8	David Garrard (12/2/07 at Ind.), 24 of 29 att.
81.0	David Garrard (10/31/10 at Dal.), 17 of 21 att.
80.0	Mark Brunell (10/6/96 at N.O.), 28 of 35 att.
80.0	David Garrard (10/10/10 at Buf.), 16 of 20 att.

HIGHEST PASSER RATING**Career (minimum 250 attempts)**

85.8	David Garrard (2002-10)
85.4	Mark Brunell (1995-2003)
80.5	Byron Leftwich (2003-06)

Season (among qualifiers)

102.2	David Garrard (2007)
#91.2	Mark Brunell (1997)
90.8	David Garrard (2010)
89.9	Mark Brunell (1998)
89.3	Byron Leftwich (2005)
85.7	Mark Brunell (2002)

#AFC leader

HIGHEST AVERAGE GAIN PER ATTEMPT**Career (minimum 250 attempts)**

7.11	Mark Brunell (1995-2003), 3,612 attempts, 25,698 yards
7.02	David Garrard (2002-10), 2,281 attempts, 16,003 yards
6.73	Byron Leftwich (2003-06), 1,344 attempts, 9,042 yards

Season (minimum 150 attempts)

*7.84	Mark Brunell (1996), *NFL leader 557 attempts, 4,367 yards
7.72	David Garrard (2007), 325 attempts, 2,509 yards
7.54	Mark Brunell (1997), 435 attempts, 3,281 yards
7.47	David Garrard (2010), 366 attempts, 2,734 yards
7.35	Mark Brunell (1998), 354 attempts, 2,601 yards

Game (minimum 20 attempts)

12.38	David Garrard (10/21/10 at Dallas), 21 attempts, 260 yards
12.25	Rob Johnson (8/31/97 at Baltimore), 24 attempts, 294 yards
12.00	Byron Leftwich (10/5/03 vs. San Diego), 28 attempts, 336 yards
11.85	Mark Brunell (11/1/98 at Baltimore), 20 attempts, 237 yards
11.70	Mark Brunell (11/21/99 vs. New Orleans), 30 attempts, 351 yards
11.08	Mark Brunell (9/22/96 at New England), 39 attempts, 432 yards

MOST 400-YARD PASSING GAMES**Career**

2	Mark Brunell (1995-2003)
---	--------------------------

Season

2	Mark Brunell (1996)
---	---------------------

MOST 300-YARD PASSING GAMES**Career**

22	Mark Brunell (1995-2003)
6	David Garrard (2002-10)
4	Byron Leftwich (2003-06)
2	Quinn Gray (2003-07)

Season

6	Mark Brunell (1996)
3	Mark Brunell (1997, 1999, 2000)
3	Byron Leftwich (2004)
3	David Garrard (2009)

**MOST CONSECUTIVE 300-YARD PASSING GAMES**

3	Mark Brunell (11/21/99 through 12/2/99)
2	Mark Brunell (11/24/96 through 12/1/96)
2	Mark Brunell (9/3/00 through 9/10/00)
2	Byron Leftwich (10/3/04 through 10/10/04)

LONGEST PASS COMPLETIONS

84t	Byron Leftwich to Troy Edwards (9/28/03 at Houston)
80t	Quinn Gray to Reggie Williams (11/4/07 at New Orleans)
79t	Mark Brunell to Patrick Johnson (9/15/02 at Kansas City)
78t	Mark Brunell to Fred Taylor (11/1/98 at Baltimore)
75	Mark Brunell to Jimmy Smith (11/9/97 vs. Kansas City)
75	David Garrard to Maurice Jones-Drew (11/21/10 vs. Cleveland)

LONGEST TOUCHDOWN PASS

84	Byron Leftwich to Troy Edwards (9/28/03 at Houston)
80	Quinn Gray to Reggie Williams (11/4/07 at New Orleans)
79	Mark Brunell to Patrick Johnson (9/15/02 at Kansas City)
78	Mark Brunell to Fred Taylor (11/1/98 at Baltimore)
72	Mark Brunell to Jimmy Smith (9/20/98 vs. Baltimore)

RUSHING**MOST RUSHING YARDS****Career**

11,271	Fred Taylor (1998-2008), 2,428 attempts
5,248	Maurice Jones-Drew (2006-10), 1,141 attempts
2,951	James Stewart (1995-99), 765 attempts
2,219	Mark Brunell (1995-2002), 429 attempts
1,746	David Garrard (2002-10), 380 attempts
1,498	Stacey Mack (1999-2002), 372 attempts
1,330	Natrone Means (1996-97), 396 attempts

Season

1,572	Fred Taylor (2003), 345 attempts
1,399	Fred Taylor (2000), 292 attempts
1,391	Maurice Jones-Drew (2009), 312 attempts
1,324	Maurice Jones-Drew (2010), 299 attempts
1,314	Fred Taylor (2002), 287 attempts
1,224	Fred Taylor (2004), 260 attempts
1,223	Fred Taylor (1998), 264 attempts
1,202	Fred Taylor (2007), 223 attempts

Game

234	Fred Taylor (11/19/00 at Pitt.), 30 attempts
194	Fred Taylor (12/21/03 vs. N.O.), 34 attempts
186	Maurice Jones-Drew (12/5/10 at Tenn.), 31 attempts
183	Fred Taylor (12/6/98 vs. Det.), 32 attempts
181	Fred Taylor (12/3/00 vs. Clev.), 30 attempts
177	Maurice Jones-Drew (11/1/09 at Tenn.), 8 attempts
166	Maurice Jones-Drew (12/10/06 vs. Ind.), 15 attempts

MOST RUSHING YARDS, ROOKIE**Season**

1,223	Fred Taylor (1998), 264 attempts
941	Maurice Jones-Drew (2006), 166 attempts
525	James Stewart (1995), 137 attempts
294	Elvis Joseph (2001), 68 attempts
212	LaBrandon Toefield, (2003), 53 attempts

Game

183	Fred Taylor (12/6/98 vs. Det.), 32 attempts
166	Maurice Jones-Drew (12/10/06 vs. Ind.), 15 attempts
131	Maurice Jones-Drew (12/24/06 vs. N.E.), 19 attempts
128	Fred Taylor (9/20/98 vs. Balt.), 23 attempts
128	Fred Taylor (11/15/98 vs. T.B.), 20 attempts

MOST RUSHING ATTEMPTS**Career**

2,428	Fred Taylor (1998-2008), 11,271 yards
1,141	Maurice Jones-Drew (2006-10), 5,248 yards
765	James Stewart (1995-99), 2,951 yards
429	Mark Brunell (1995-2003), 2,219 yards
396	Natrone Means (1996-97), 1,330 yards
380	David Garrard (2002-10), 1,746 yards
372	Stacey Mack (1999-2002), 1,498 yards

Season

345	Fred Taylor (2003), 1,572 yards
312	Maurice Jones-Drew (2009), 1,391 yards
299	Maurice Jones-Drew (2010), 1,324 yards
292	Fred Taylor (2000), 1,399 yards
287	Fred Taylor (2002), 1,314 yards
264	Fred Taylor (1998), 1,223 yards
260	Fred Taylor (2004), 1,224 yards

Game

37	Fred Taylor (9/25/05 at NYJ), 98 yards
34	Fred Taylor (12/21/03 vs. N.O.), 194 yards
33	Maurice Jones-Drew (10/18/09 vs. Stl.), 133 yards
32	Fred Taylor (12/6/98 vs. Det.), 183 yards
32	Fred Taylor (12/17/00 at Cin.), 110 yards
32	Fred Taylor (11/23/03 at NYJ), 142 yards
31	Fred Taylor (10/29/00 at Dal.), 107 yards
31	Maurice Jones-Drew (12/5/10 at Tenn.), 186 yards

MOST RUSHING ATTEMPTS, ROOKIE**Season**

264	Fred Taylor (1998), 1,223 yards
166	Maurice Jones-Drew (2006), 941 yards
137	James Stewart (1995), 525 yards
68	Elvis Joseph (2001), 294 yards
62	Greg Jones (2004), 162 yards

Game

32	Fred Taylor (12/6/98 vs. Det.), 183 yards
27	Fred Taylor (11/7/98 vs. Cin.), 118 yards
25	Fred Taylor (9/27/98 at Tenn.), 116 yards
25	Maurice Jones-Drew (12/17/06 at Tenn.), 98 yards

MOST RUSHING TOUCHDOWNS**Career**

62	Fred Taylor (1998-2008)
54	Maurice Jones-Drew (2006-10)
33	James Stewart (1995-99)
19	Stacey Mack (1999-2002)
17	David Garrard (2002-10)
14	Mark Brunell (1995-2003)

Season

15	Maurice Jones-Drew (2009)
14	Fred Taylor (1998)
13	James Stewart (1999)
13	Maurice Jones-Drew (2006)

Game

5	James Stewart (10/12/97 vs. Phi.)
3	8 times, last Maurice Jones-Drew (10/18/09 vs. Stl.)

MOST RUSHING TOUCHDOWNS, ROOKIE**Season**

14	Fred Taylor (1998)
13	Maurice Jones-Drew (2006)
3	Greg Jones (2004)
2	James Stewart (1995)
2	David Garrard (2002)
2	LaBrandon Toefield (2003)

Game

3	Fred Taylor (11/15/98 vs. Tampa Bay)
2	Fred Taylor (10/12/98 vs. Miami), (12/6/98 vs. Detroit), (11/9/03 vs. Ind.)
2	David Garrard (10/13/02 at Tennessee)
2	Maurice Jones-Drew (10/8/06 vs. New York Jets), (12/10/06 vs. Indianapolis), (12/24/06 vs. New England)

**MOST CONSECUTIVE GAMES WITH A RUSHING TOUCHDOWN**

- 8 Maurice Jones-Drew (11/12/06 through 12/31/06)
- 5 Maurice Jones-Drew (10/18/09 through 11/22/09)
- 4 6 times, last Maurice Jones-Drew (11/11/07 through 12/2/07)

HIGHEST RUSHING AVERAGE**Career (minimum 100 attempts)**

- 5.4 Rashad Jennings (2009-10)
123 attempts, 661 yards
- 5.2 Mark Brunell (1995-2003),
429 attempts, 2,219 yards
- 4.6 Maurice Jones-Drew (2006-10),
1,141 attempts, 5,248 yards
- 4.6 David Garrard (2002-10),
380 attempts, 1,746 yards
- 4.6 Fred Taylor (1998-2008),
2,428 attempts, 11,271 yards
- 4.0 Stacey Mack (1999-2002),
372 attempts, 1,498 yards
- 3.9 James Stewart (1995-99),
765 attempts, 2,951 yards

Season (minimum 50 attempts)

- 7.2 Mark Brunell (1995), 67 att., 480 yards
- 5.7 Maurice Jones-Drew (2006), 166 att., 941 yards
- 5.5 Rashad Jennings (2010), 84 att., 459 yards
- 5.4 Fred Taylor (2007), 223 att., 1,202 yards
- 5.0 Mark Brunell (1996), 80 att., 396 yards
- 5.0 Fred Taylor (2006), 231 att., 1,146 yards
- 4.8 Fred Taylor (2000), 292 att., 1,399 yards

Game (minimum 10 attempts)

- 11.1 Maurice Jones-Drew (12/10/06 vs. Houston), 12 for 125 yards
- 10.4 Maurice Jones-Drew (10/14/07 vs. Indianapolis), 15 for 166 yards
- 8.5 Fred Taylor (10/31/99 at Cincinnati), 15 for 128 yards
- 7.9 Maurice Jones-Drew (9/24/06 at Indianapolis), 13 for 103 yards
- 7.8 Fred Taylor (11/19/00 at Pittsburgh), 30 for 234 yards
- 7.8 Stacey Mack (12/30/01 vs. Kansas City), 16 for 125 yards

MOST 200-YARD RUSHING GAMES**Career**

- 1 Fred Taylor (1998-2008)

Season

- 1 Fred Taylor (2000)

MOST 100-YARD RUSHING GAMES**Career**

- 47 Fred Taylor (1998-2008)
- 19 Maurice Jones-Drew (2006-10)
- 6 James Stewart (1995-99)
- 3 Stacey Mack (1999-2002)
- 2 Greg Jones (2004-09), Rashad Jennings (2009-10)

Season

- 9 Fred Taylor (2000)
- 7 Fred Taylor (2003)
- 7 Maurice Jones-Drew (2010)
- 6 Fred Taylor (1998)
- 5 Fred Taylor (2002, 2004, 2007)
- 5 Maurice Jones-Drew (2009)
- 4 Fred Taylor (2006)

MOST CONSECUTIVE 100-YARD RUSHING GAMES

- 9 Fred Taylor (10/16/00 to 12/17/00)

- 6 Maurice Jones-Drew (10/31/10 to 12/12/10)
- 5 Fred Taylor (11/25/07 to 12/23/07)
- 3 Fred Taylor (11/14/04 to 11/28/04)
- 3 Stacey Mack (12/16/01 to 12/30/01)
- 3 Fred Taylor (11/23/03 to 12/7/03)

LONGEST RUNS FROM SCRIMMAGE

- 80t Fred Taylor (12/9/07 vs. Carolina)
- 80t Maurice Jones-Drew (11/1/09 at Tennessee)
- 79t Maurice Jones-Drew (11/1/09 at Tennessee)
- 77t Fred Taylor (10/12/98 vs. Miami)
- 76 Fred Taylor (12/10/06 vs. Indianapolis)
- 76 Fred Taylor (10/14/07 vs. Houston)
- 74t Maurice Jones-Drew (12/24/06 vs. N.E.)
- 74t Rashad Jennings (12/12/10 vs. Oakland)

LONGEST TOUCHDOWN RUNS

- 80 Fred Taylor (12/9/07 vs. Carolina)
- 80 Maurice Jones-Drew (11/1/09 at Tennessee)
- 79 Maurice Jones-Drew (11/1/09 at Tennessee)
- 77 Fred Taylor (10/12/98 vs. Miami)
- 74 Maurice Jones-Drew (12/24/06 vs. N.E.)
- 74 Rashad Jennings (12/12/10 vs. Oakland)
- 71 Fred Taylor (10/30/05 at St. Louis)
- 70 Fred Taylor (11/15/98 vs. Tampa Bay)

RECEIVING**MOST RECEPTIONS****Career**

- 862 Jimmy Smith (1995-2005), 12,287 yards, 67 TD
- 499 Keenan McCardell (1996-2001), 6,393 yards, 30 TD
- 286 Fred Taylor (1998-2008), 2,361 yards, 8 TD
- 241 Kyle Brady (1999-2006), 2,500 yards, 13 TD
- 235 Maurice Jones-Drew (2006-10), 2,099 yards, 7 TD
- 191 Pete Mitchell (1995-98, 2002), 2,091 yards, 11 TD

Season

- *116 Jimmy Smith (1999), 1,636 yards, 6 TD
* NFL leader
- 112 Jimmy Smith (2001), 1,373 yards, 8 TD
- 94 Keenan McCardell (2000), 1,207 yards, 5 TD
- 93 Keenan McCardell (2001), 1,110 yards, 6 TD
- 91 Jimmy Smith (2000), 1,213 yards, 8 TD
- 85 Keenan McCardell (1996), 1,129 yards, 3 TD
- 85 Keenan McCardell (1997), 1,164 yards, 5 TD

Game

- 16 Keenan McCardell (10/20/96 at St.L.), 232 yards
- 15 Jimmy Smith (9/10/00 at Bal.), 291 yards, 3 TD
- 14 Jimmy Smith (1/2/00 vs. Cin.), 165 yards
- 11 Keenan McCardell (12/7/97 vs. N.E.), 152 yards, 2 TD
- 11 Keenan McCardell (10/8/00 vs. Pit.), 137 yards, 1 TD
- 11 Keenan McCardell (12/23/00 at NYG), 131 yards

MOST RECEPTIONS, ROOKIE**Season**

- 48 Mike Thomas (2009), 453 yards, 1 TD
- 46 Maurice Jones-Drew (2006), 436 yards, 2 TD
- 44 Fred Taylor (1998), 421 yards, 3 TD
- 41 Pete Mitchell (1995), 527 yards, 2 TD
- 36 Matt Jones (2005), 432 yards, 5 TD
- 32 Alvin Pearman (2005), 240 yards, 0 TD
- 27 Reggie Williams (2004), 268 yards, 1 TD

Game

- 10 Pete Mitchell (11/19/95 at T.B.), 161 yards, 1 TD
- 9 Fred Taylor (9/20/98 vs. Balt.), 85 yards
- 8 Zach Miller (1/3/10 at Clev.), 69 yards, 2 TD
- 7 Fred Taylor (12/13/98 vs. Tenn.), 32 yards
- 7 Maurice Jones-Drew (10/22/06 at Hou.) 58 yards
- 7 Mike Thomas (1/3/10 at Clev.), 65 yards;
(10/18/09 vs. Stl.), 52 yards)

**MOST RECEIVING YARDS****Career**

12,287	Jimmy Smith (1995-2005), 862 receptions, 67 TD
6,393	Keenan McCardell (1996-2001), 499 receptions, 30 TD
2,500	Kyle Brady (1999-2006), 241 receptions, 13 TD
2,361	Fred Taylor (1998-2008), 286 receptions, 8 TD
2,322	Reggie Williams (2004-08), 189 receptions, 18 TD
2,224	Mercedes Lewis (2006-10), 181 receptions, 17 TD
2,153	Matt Jones (2005-08), 166 receptions, 15 TD
2,120	Ernest Wilford (2004-07, 2009-10), 153 receptions, 15 TD
2,099	Maurice Jones-Drew (2006-10), 235 receptions, 7 TD

Season

1,636	Jimmy Smith (1999), 116 receptions, 6 TD
1,373	Jimmy Smith (2001), 112 receptions, 8 TD
1,324	Jimmy Smith (1997), 82 receptions, 4 TD
1,244	Jimmy Smith (1996), 83 receptions, 7 TD
1,213	Jimmy Smith (2000), 91 receptions, 8 TD

Game

291	Jimmy Smith (9/10/00 at Baltimore), 15 receptions, 3 TD
232	Keenan McCardell (10/20/96 at St. Louis), 16 receptions
220	Jimmy Smith (11/21/99 vs. New Orleans), 9 receptions
165	Jimmy Smith (1/2/00 vs. Cincinnati), 14 receptions
164	Jimmy Smith (9/22/97 vs. Pittsburgh), 10 receptions, 1 TD

MOST RECEIVING YARDS, ROOKIE**Season**

527	Pete Mitchell (1995), 41 receptions, 2 TD
453	Mike Thomas (2009), 48 receptions, 1 TD
436	Maurice Jones-Drew (2006), 46 rec., 2 TD
432	Matt Jones (2005), 36 receptions, 5 TD
421	Fred Taylor (1998), 44 receptions, 3 TD
271	Ernest Wilford (2004), 19 receptions, 2 TD

Game

161	Pete Mitchell (11/19/95 at T.B.), 10 receptions, 1 TD
117	Matt Jones (11/13/05 vs. Balt.), 5 receptions, 1 TD
85	Fred Taylor (9/20/98 vs. Balt.), 9 receptions

MOST RECEIVING TOUCHDOWNS**Career**

67	Jimmy Smith (1995-2005), 862 receptions
30	Keenan McCardell (1996-2001), 499 receptions
18	Reggie Williams (2004-08), 189 receptions
17	Mercedes Lewis (2006-10), 181 receptions
15	Matt Jones (2005-08), 181 receptions
15	Ernest Wilford (2004-07, 2009-10), 153 receptions
14	Mike Sims-Walker (2008-10), 122 receptions
13	Kyle Brady (1999-2006), 241 receptions

Season

10	Reggie Williams (2007), 38 receptions
10	Mercedes Lewis (2010), 58 receptions
8	Jimmy Smith (1998), 78 receptions
8	Jimmy Smith (2000), 91 receptions
8	Jimmy Smith (2001), 112 receptions

Game

3	Jimmy Smith (9/10/00 at Balt.), 15 rec.
2	22 times, last Mike Sims-Walker (12/19/10 at Ind.), 4 rec.

MOST RECEIVING TOUCHDOWNS, ROOKIE**Season**

5	Matt Jones (2005), 36 receptions
3	Fred Taylor (1998), 44 receptions
2	7 times, last Zach Miller (2009), 21 receptions

MOST CONSECUTIVE GAMES WITH A RECEPTION

80	Jimmy Smith (10/29/95 through 10/22/00)
76	Jimmy Smith (9/9/01 through 1/1/06)
66	Maurice Jones-Drew (12/10/06 through 12/19/10)
49	Keenan McCardell (12/28/98 through 1/6/02)
40	Keenan McCardell (9/1/96 through 11/1/98)

MOST CONSECUTIVE GAMES WITH A RECEIVING TOUCHDOWN

4	Reggie Williams (12/9/07 through 12/30/07)
3	9 times, last Mike Thomas (10/31/10 through 11/21/10)

HIGHEST AVERAGE PER RECEPTION**Career (minimum 40 receptions)**

14.3	Jimmy Smith (1995-2005), 862 receptions, 12,287 yards
13.9	Ernest Wilford (2004-07, 2009-10), 153 receptions, 2,120 yards
13.5	Mike Sims-Walker (2008-10), 122 receptions, 1,648 yards
13.4	Damon Jones (1997-2001), 41 receptions, 550 yards

Season (minimum 20 receptions)

16.6	Ernest Wilford (2005), 41 receptions, 681 yards
16.6	Reggie Williams (2007), 38 receptions, 629 yards
16.2	Mercedes Lewis (2009), 32 receptions, 518 yards
16.1	Jimmy Smith (1997), 82 receptions, 1,324 yards
15.8	Jimmy Smith (2004), 74 receptions, 1,172 yards

Game (minimum 4 receptions)

29.5	Ernest Wilford (12/24/05 at Houston) 4 receptions, 118 yards
28.8	Andre Rison (9/22/96 at New England), 4 receptions, 115 yards
28.0	Jimmy Smith (11/9/97 vs. Kansas City), 4 receptions, 112 yards
27.0	Jimmy Smith (10/13/96 vs. N.Y. Jets), 5 receptions, 135 yards
26.0	Jimmy Smith (12/26/99 at Tennessee), 4 receptions, 104 yards
26.0	Keenan McCardell (11/12/00 vs. Seattle), 6 receptions, 156 yards

HIGHEST AVERAGE PER RECEPTION, ROOKIE**Season (minimum 20 receptions)**

12.9	Pete Mitchell (1995), 41 receptions, 527 yards
12.0	Matt Jones (2005), 36 receptions, 432 yards
10.1	Zach Miller (2009), 21 receptions, 212 yards
9.9	Reggie Williams (2004), 27 receptions, 268 yards
9.6	Fred Taylor (1998), 44 receptions, 421 yards
9.5	Maurice Jones-Drew (2006), 46 receptions, 436 yards

Game (minimum 4 receptions)

23.4	Matt Jones (11/13/05 vs. Balt.) 5 receptions, 117 yards
16.1	Pete Mitchell (11/19/95 at T.B.), 10 receptions, 161 yards
15.5	Reggie Williams (12/12/04 vs. Chic.), 4 receptions, 62 yards
15.5	Mike Thomas (11/29/09 at S.F.), 4 receptions, 62 yards
14.0	Maurice Jones-Drew (11/12/06 vs. Hou.), 4 receptions, 56 yards
13.8	Mike Thomas (11/1/09 at Tenn.), 4 receptions, 55 yards

**MOST 200-YARD RECEIVING GAMES****Career**

- 2 Jimmy Smith (1995-2005)
- 1 Keenan McCardell (1996-2001)

Season

- 1 Keenan McCardell (1996)
- 1 Jimmy Smith (1999)
- 1 Jimmy Smith (2000)

MOST 100-YARD RECEIVING GAMES**Career**

- 46 Jimmy Smith (1995-2005)
- 19 Keenan McCardell (1996-2001)
- 6 Matt Jones (2005-08)

Season

- 9 Jimmy Smith (1999)
- 6 Jimmy Smith (1997)
- 6 Jimmy Smith (2001)
- 5 Jimmy Smith (1998)
- 5 Jimmy Smith (2000)
- 5 Keenan McCardell (2000)

MOST 100-YARD RECEIVING GAMES, ROOKIE**Season**

- 1 Pete Mitchell (1995)
- 1 Matt Jones (2005)

MOST CONSECUTIVE 100-YARD RECEIVING GAMES

- 3 Jimmy Smith (8/31/97 through 9/22/97)
- 3 Jimmy Smith (11/9/97 through 11/23/97)
- 3 Jimmy Smith (11/29/98 through 12/13/98)
- 3 Jimmy Smith (9/12/99 through 9/26/99)
- 3 Jimmy Smith (11/21/99 through 12/2/99)
- 3 Jimmy Smith (12/19/99 through 1/2/00)

LONGEST RECEPTIONS

- 84t Troy Edwards from Byron Leftwich (9/28/03 at Houston)
- 80t Reggie Williams from Quinn Gray (11/4/07 at New Orleans)
- 79t Patrick Johnson from Mark Brunell (9/15/02 at Kansas City)
- 78t Fred Taylor from Mark Brunell (11/1/98 at Baltimore)
- 75 Jimmy Smith from Mark Brunell (11/9/97 vs. Kansas City)
- 75 Maurice Jones-Drew from David Garrard (11/21/10 vs. Cleveland)
- 72t Jimmy Smith from Mark Brunell (9/20/98 vs. Baltimore)
- 72 Fred Taylor from Mark Brunell (9/29/02 vs. New York Jets)

LONGEST TOUCHDOWN RECEPTIONS

- 84 Troy Edwards from Byron Leftwich (9/28/03 at Houston)
- 80 Reggie Williams from Quinn Gray (11/4/07 at New Orleans)
- 79 Patrick Johnson from Mark Brunell (9/15/02 at Kansas City)
- 78 Fred Taylor from Mark Brunell (11/1/98 at Baltimore)
- 72 Jimmy Smith from Mark Brunell (9/20/98 vs. Baltimore)
- 71 Randy Jordan from Steve Beuerlein (9/10/95 at Cincinnati)

YARDS FROM SCRIMMAGE*(rushing and receiving)***Career**

- 13,632 Fred Taylor (1998-2008), 11,271 rushing, 2,361 receiving
- 12,286 Jimmy Smith (1995-2005), -1 rushing, 12,287 receiving
- 7,347 Maurice Jones-Drew (2006-10), 5,248 rushing, 2,099 receiving
- 6,393 Keenan McCardell (1996-2001), 0 rushing, 6,393 receiving
- 3,804 James Stewart (1995-99),

- 2,951 rushing, 853 receiving
- 2,500 Kyle Brady (1999-2006), 2,500 receiving

Season

- 1,942 Fred Taylor (2003), 1,572 rushing, 370 receiving
 - 1,765 Maurice Jones-Drew (2009), 1,391 rushing, 374 receiving
 - 1,722 Fred Taylor (2002), 1,314 rushing, 408 receiving
 - 1,644 Fred Taylor (1998), 1,223 rushing, 421 receiving
 - 1,641 Maurice Jones-Drew (2010), 1,324 rushing, 317 receiving
 - 1,639 Fred Taylor (2000), 1,399 rushing, 240 receiving
- Game**
- 291 Jimmy Smith (9/10/00 at Baltimore), 0 rushing, 291 receiving
 - 248 Fred Taylor (11/19/00 at Pittsburgh), 234 rushing, 14 receiving
 - 237 Fred Taylor (9/29/02 at N.Y. Jets) 142 rushing, 95 receiving
 - 232 Keenan McCardell (10/20/96 at St. Louis), 0 rushing, 232 receiving
 - 225 Fred Taylor (12/21/03 vs. New Orleans) 194 rushing, 31 receiving
 - 220 Jimmy Smith (11/21/99 vs. New Orleans), 0 rushing, 220 receiving
 - 220 Maurice Jones-Drew (11/21/10 vs. Cleveland), 133 rushing, 87 receiving
- By Rookie, Season**
- 1,644 Fred Taylor (1998), 1,223 rushing, 421 receiving
 - 1,377 Maurice Jones-Drew (2006), 941 rushing, 436 receiving
 - 715 James Stewart (1995), 525 rushing, 190 receiving

ALL-PURPOSE YARDS*(rushing/receiving/returns)***Career**

- 13,632 Fred Taylor (1998-2008), 11,271 rushing, 2,361 receiving, 0 ret.
- 12,875 Jimmy Smith (1995-2005), -1 rushing, 12,287 receiving, 589 ret.
- 9,530 Maurice Jones-Drew (2006-10), 5,248 rushing, 2,099 receiving, 2,183 ret.
- 6,495 Keenan McCardell (1996-2001), 0 rushing, 6,393 receiving, 102 ret.
- 3,804 James Stewart (1995-99), 2,951 rushing, 853 receiving, 0 ret.

Season

- 2,250 Maurice Jones-Drew (2006), 941 rushing, 436 receiving, 873 ret.
- 2,014 Maurice Jones-Drew (2007), 768 rushing, 407 receiving, 839 ret.
- 1,942 Fred Taylor (2003), 1,572 rushing, 370 receiving, 0 ret.
- 1,886 Maurice Jones-Drew (2009), 1,391 rushing, 374 receiving, 121 ret.
- 1,739 Maurice Jones-Drew (2008), 824 rushing, 565 receiving, 350 ret.
- 1,722 Fred Taylor (2002), 1,391 rushing, 374 receiving, 121 ret.

Game

- 303 Maurice Jones-Drew (12/10/06 vs. Indianapolis), 166 rushing, 15 receiving, 122 returns
- 291 Jimmy Smith (9/10/00 at Baltimore), 0 rushing, 291 receiving, 0 returns
- 260 Maurice Jones-Drew (10/14/07 vs. Houston), 125 rushing, 59 receiving, 76 returns
- 248 Fred Taylor (11/19/00 at Pittsburgh), 234 rushing, 14 receiving, 0 returns
- 244 Maurice Jones-Drew (9/24/06 at Indianapolis), 103 rushing, 32 receiving, 109 returns

**By Rookie, Season**

2,250	Maurice Jones-Drew (2006), 941 rushing, 436 receiving, 873 returns
1,644	Fred Taylor (1998), 1,223 rushing, 421 receiving, 0 returns
1,418	Deji Karim (2010), 160 rushing, 10 receiving, 1,248 returns
1,301	Mike Thomas (2009), 86 rushing, 453 receiving, 762 returns
993	Derrick Wimbush (2005), 12 rushing, 26 receiving, 955 returns
986	Alvin Pearman (2005), 149 rushing, 240 receiving, 597 returns

PUNTING**MOST PUNTS****Career**

456	Bryan Barker (1995-2000), 43.5 average
424	Chris Hanson (2001-06), 42.9 average
229	Adam Podlesh (2007-10), 42.6 average

Season

85	Bryan Barker (1998), 45.0 average
84	Chris Hanson (2004), 42.8 average
82	Bryan Barker (1995), 43.8 average
82	Chris Hanson (2001), 43.6 average
82	Chris Hanson (2005), 42.9 average

Game

10	Adam Podlesh (11/16/08 vs. Ten.), 409 yards
9	Bryan Barker (10/29/95 at Pit.), 369 yards
9	Bryan Barker (11/14/99 vs. Bal.), 383 yards
9	Bryan Barker (9/25/00 at Ind.), 389 yards
9	Chris Hanson (9/19/04 vs. Den.), 397 yards
9	Chris Hanson (10/16/05 at Pit.), 422 yards

HIGHEST GROSS PUNTING AVERAGE**Career (minimum 50 punts)**

43.5	Bryan Barker (1995-2000), 456 punts
42.9	Chris Hanson (2001-06), 424 punts
42.6	Adam Podlesh (2007-10), 229 punts

Season (minimum 40 punts)

45.0	Bryan Barker (1998), 85 punts
44.9	Bryan Barker (1997), 66 punts
44.2	Chris Hanson (2002), 81 punts
43.8	Bryan Barker (1995), 82 punts
43.8	Adam Podlesh (2010), 57 punts
43.7	Bryan Barker (1996), 69 punts

Game (minimum 4 punts)

53.8	Bryan Barker (10/19/97 at Dall.), 5 punts
53.2	Chris Hanson (9/29/02 vs. NYJ), 5 punts
52.4	Bryan Barker (10/18/98 at Buff.), 5 punts

HIGHEST NET PUNTING AVERAGE**Career (minimum 50 punts)**

37.8	Adam Podlesh (2007-10), 229 punts
37.2	Bryan Barker (1995-2000), 456 punts
35.9	Chris Hanson (2001-06), 424 punts

Season (minimum 40 punts)

39.2	Adam Podlesh (2010), 57 punts
38.8	Bryan Barker (1997), 66 punts
*38.6	Bryan Barker (1995), 82 punts
	*NFL leader
38.5	Bryan Barker (1998), 85 punts
38.3	Adam Podlesh (2009), 72 punts

Game (minimum 4 punts)

49.8	Adam Podlesh (12/23/07 vs. Oak.), 4 punts
48.2	Chris Hanson (11/10/02 vs. Was.), 5 punts
47.3	Adam Podlesh (12/19/10 at Ind.), 4 punts
47.2	Chris Hanson (9/25/05 at NYJ), 6 punts
46.8	Bryan Barker (11/2/97 at Ten.), 4 punts

LONGEST PUNTS

83	Bryan Barker (10/11/99 at NYJ), net 72
76	Adam Podlesh (10/28/07 at T.B.), net 76
74	Chris Hanson (11/20/05 at Ten.), net 74
69	Chris Hanson (9/12/04 at Buf.), touchback
65	Bryan Barker (10/18/98 at Buf.), touchback
65	Bryan Barker (10/1/00 vs. Pit.), net 52

MOST PUNTS INSIDE THE 20**Career (minimum 50 punts)**

151	Bryan Barker (1995-2000)
136	Chris Hanson (2001-06)
75	Adam Podlesh (2007-10)

Season

33	Chris Hanson (2005)
32	Bryan Barker (1999)
29	Bryan Barker (2000)
28	Chris Hanson (2004)
28	Bryan Barker (1998)

Game

8	Bryan Barker (11/14/99 vs. Baltimore)
6	Bryan Barker (10/3/99 vs. Pittsburgh)
5	Bryan Barker (11/9/97 vs. Kansas City)

FEWEST TOUCHBACKS**Career (minimum 50 punts)**

19	Adam Podlesh (2007-10), 229 punts
43	Bryan Barker (1995-2000), 456 punts
50	Chris Hanson (2001-06), 424 punts

Season

2	Adam Podlesh (2007), 54 punts
3	Steve Weatherford (2008), 21 punts
5	5 times, last Adam Podlesh (2009), 72 punts

MOST CONSECUTIVE PUNTS WITHOUT A BLOCK

456	Bryan Barker (1995-2000)
229	Adam Podlesh (2007-10)
168	Chris Hanson (2001-03)

PUNT RETURNS**MOST PUNT RETURNS****Career**

146	Reggie Barlow (1996-2000), 1,581 yards
81	Alvin Pearman (2005-06, 2008), 693 yards
48	Mike Thomas (2009-10), 476 yards
42	David Allen (2003-04), 468 yards
39	Damon Gibson (2001-02), 333 yards
32	Chris Hudson (1995-98), 348 yards

Season

49	Alvin Pearman (2005), 410 yards
43	Reggie Barlow (1998), 555 yards
38	Reggie Barlow (1999), 414 yards
38	Damon Gibson (2001), 333 yards
36	Reggie Barlow (1997), 412 yards

Game

7	Alvin Pearman (11/13/05 vs. Bal.), 59 yards
7	Alvin Pearman (12/18/05 vs. S.F.), 45 yards
6	Reggie Barlow (9/20/98 vs. Bal.), 81 yards
6	Reggie Barlow (11/14/99 vs. Bal.), 73 yards
6	Reggie Barlow (12/3/00 vs. Cle.), 64 yards
6	R. Jay Soward (10/8/00 vs. Bal.), 38 yards
6	David Allen (12/7/03 vs. Hou.), 55 yards

MOST PUNT RETURN YARDS**Career**

1,581	Reggie Barlow (1996-2000), 146 returns
693	Alvin Pearman (2005-06, 2008), 81 returns
476	Mike Thomas (2009-10), 48 returns
468	David Allen (2003-04), 42 returns
348	Chris Hudson (1995-98), 32 returns
333	Damon Gibson (2001-02), 39 returns

Season

555	Reggie Barlow (1998), 43 returns
414	Reggie Barlow (1999), 38 returns
412	Reggie Barlow (1997), 36 returns
410	Alvin Pearman (2005), 49 returns
358	Mike Thomas (2010), 34 returns
348	Chris Hudson (1996), 32 returns

Game

134	Reggie Barlow (9/13/98 vs. K.C.), 3 ret.
99	Mike Thomas (12/18/10 at Indianapolis), 4 ret.
82	Desmond Howard (9/24/95 vs. G.B.), 4 ret.
81	Reggie Barlow (9/20/98 vs. Bal.), 6 ret.
80	Reggie Barlow (11/21/99 vs. N.O.), 2 ret.

**MOST PUNT RETURN TOUCHDOWNS****Career**

- 2 Reggie Barlow (1996-2000)
- 1 Bobby Shaw (2002)
- 1 Mike Thomas (2009-10)

Season

- 1 Reggie Barlow (1998, 1999)
- 1 Bobby Shaw (2002)
- 1 Mike Thomas (2010)

Game

- 1 Reggie Barlow (9/13/98 vs. K.C.), 85 yds
- 1 Reggie Barlow (11/21/99 vs. N.O.), 74 yds
- 1 Bobby Shaw (10/6/02 vs. Phil.), 69 yds
- 1 Mike Thomas (12/18/10 at Ind.), 78 yds

LONGEST PUNT RETURNS

- 85t Reggie Barlow (9/13/98 vs. Kansas City)
- 78t Mike Thomas (12/18/10 at Indianapolis)
- 74t Reggie Barlow (11/21/99 vs. New Orleans)
- 69t Bobby Shaw (10/6/02 vs. Philadelphia)
- 60 Chris Hudson (10/6/96 at New Orleans)
- 56 Scott Starks (12/23/07 vs. Oakland)

HIGHEST AVERAGE PER PUNT RETURN**Career (minimum 20 returns)**

- 12.4 Bobby Shaw (2002), 25 for 310 yards
- 11.3 Brian Witherspoon (2008-09), 24 for 270 yards
- 11.1 David Allen (2003-04), 42 for 468 yards
- 10.9 Chris Hudson (1995-98), 32 for 348 yards
- 10.8 Reggie Barlow (1996-2000), 146 for 1,581 yards
- 10.3 Desmond Howard (1995), 24 for 246 yards

Season (minimum 15 returns)

- 12.9 Reggie Barlow (1998), 43 for 555 yards
- 12.4 Bobby Shaw (2002), 25 for 310 yards
- 12.0 David Allen (2003), 27 for 324 yards
- 11.4 Reggie Barlow (1997), 36 for 412 yards
- 11.3 Brian Witherspoon (2008), 17 for 192 yards

Game (minimum 3 returns)

- 44.7 Reggie Barlow (9/13/98 vs. K.C.), 3 for 134 yards, 1 TD
- 26.3 Reggie Barlow (11/23/97 at Cin.), 3 for 79 yards
- 25.3 Reggie Barlow (11/2/97 at Tenn.), 3 for 76 yards

MOST FAIR CATCHES**Career**

- 61 Reggie Barlow (1996-2000)
- 31 Alvin Pearman (2005-06, 2008)
- 22 Damon Gibson (2001-02)
- 20 Dennis Northcutt (2007-08)
- 17 Bobby Shaw (2002)
- 17 David Allen (2003-04)

Season

- 22 Damon Gibson (2001)
- 17 Reggie Barlow (1999)
- 17 Bobby Shaw (2002)
- 16 Reggie Barlow (1997)
- 16 Alvin Pearman (2006)

Game

- 4 Reggie Barlow (9/7/97 vs. N.Y. Giants)
- 4 Damon Gibson (12/9/01 at Cleveland)
- 4 Alvin Pearman (11/12/06 vs. Houston)
- 4 Dennis Northcutt (9/16/07 vs. Atlanta)
- 4 Brian Witherspoon (11/16/08 vs. Tennessee)

KICKOFF RETURNS**MOST KICKOFF RETURNS****Career**

- 79 Maurice Jones-Drew (2006-10), 2,054 yards
- 76 Brian Witherspoon (2008-09), 1,818 yards
- 70 Reggie Barlow (1996-2000), 1,634 yards
- 58 Willie Jackson (1995-97), 1,206 yards
- 52 David Allen (2003-04), 1,041 yards

Season

- 52 Brian Witherspoon (2008), 1,250 yards
- 50 Deji Karim (2010), 1,248 yards

- 41 David Allen (2003), 831 yards
- 39 Derrick Witherspoon (2005), 955 yards
- 33 Shyrone Stith (2000), 785 yards
- 32 Willie Jackson (1997), 653 yards

Game

- 7 Jermaine Lewis (10/10/04 at S.D.), 122 yards
- 7 Curtis Marsh (11/12/95 vs. Sea.), 169 yards
- 7 Deji Karim (10/18/10 vs. Tenn.), 168 yards
- 6 7 times, last by Deji Karim (11/28/10 at N.Y.G.), 133 yards

MOST KICKOFF RETURN YARDS**Career**

- 2,054 Maurice Jones-Drew (2006-10), 79 returns
- 1,818 Brian Witherspoon (2008-09), 76 returns
- 1,634 Reggie Barlow (1996-2000), 70 returns
- 1,248 Deji Karim (2010), 50 returns
- 1,206 Willie Jackson (1995-97), 58 returns
- 1,136 Derrick Witherspoon (2005-06), 47 returns
- 1,041 David Allen (2003-04), 52 returns

Season

- 1,250 Brian Witherspoon (2008), 52 returns
- 1,248 Deji Karim (2010), 50 returns
- 955 Derrick Witherspoon (2005), 39 returns
- 860 Maurice Jones-Drew (2006), 31 returns
- 831 David Allen (2003), 41 returns
- 811 Maurice Jones-Drew (2007), 31 returns
- 785 Shyrone Stith (2000), 33 returns

Game

- 206 Reggie Barlow (10/25/98 at Den.), 6 returns
- 169 Curtis Marsh (11/12/95 vs. Sea.), 7 returns
- 168 Deji Karim (10/18/10 vs. Tenn.), 7 returns
- 157 Reggie Barlow (12/7/97 vs. N.E.), 5 returns
- 147 Alvis Whitted (12/26/99 at Tenn.), 4 returns
- 147 David Allen (12/14/03 at N.E.), 6 returns
- 146 Mike Thomas (11/1/09 at Tenn.), 5 returns
- 145 Deji Karim (10/10/10 at Buff.), 4 returns

MOST KICKOFF RETURN TOUCHDOWNS**Career**

- 2 Maurice Jones-Drew (2006-10)
- 1 Jimmy Smith (1995-2005)
- 1 Reggie Barlow (1996-2000)
- 1 Alvis Whitted (1998-2001)
- 1 Elvis Joseph (2001-02)
- 1 Derrick Witherspoon (2005-06)

Season

- 1 by 6 players, last Maurice Jones-Drew (2006, 2007)

Game

- 1 Jimmy Smith (12/3/95 at Den.), 89 yards
- 1 Reggie Barlow (12/7/97 vs. N.E.), 92 yards
- 1 Alvis Whitted (12/26/99 at Tenn.), 98 yards
- 1 Elvis Joseph (11/18/01 at Pit.), 95 yards
- 1 Derrick Witherspoon (11/27/05 at Arz.), 91 yards
- 1 Maurice Jones-Drew (12/10/06 vs. Ind.), 93 yards
- 1 Maurice Jones-Drew (11/4/07 at N.O.), 100 yards

LONGEST KICKOFF RETURNS

- 100t Maurice Jones-Drew (11/4/07 at New Orleans)
- 98t Alvis Whitted (12/26/99 at Tennessee)
- 95t Elvis Joseph (11/18/01 at Pittsburgh)
- 93t Maurice Jones-Drew (12/10/06 vs. Ind.)
- 92t Reggie Barlow (12/7/97 vs. New England)

HIGHEST AVERAGE PER KICKOFF RETURN**Career (minimum 20 returns)**

- 26.0 Maurice Jones-Drew (2006-10), 79 for 2,054 yards
- 25.0 Deji Karim (2010), 50 for 1,248 yards
- 24.8 Mike Thomas (2009-10), 26 for 644 yards
- 24.2 Derrick Witherspoon (2005-06), 47 for 1,136 yards
- 23.9 Brian Witherspoon (2008-09), 76 for 1,818 yards
- 23.8 Shyrone Stith (2000), 33 for 785 yards

**Season (minimum 20 returns)**

27.7	Maurice Jones-Drew (2006), 31 for 860 yards
26.2	Maurice Jones-Drew (2007), 31 for 811 yards
25.0	Deji Karim (2010), 50 for 1,248 yards
24.9	Reggie Barlow (1998), 30 for 747 yards
24.8	Mike Thomas (2009), 26 for 644 yards
24.5	Derrick Wimbush (2005), 39 for 955 yards
24.0	Brian Witherspoon (2008), 52 for 1,250 yards

Game (minimum 3 returns)

47.3	Maurice Jones-Drew (11/4/07 at N.O.), 3 for 142 yards
46.0	Derrick Wimbush (11/27/05 at Ariz.), 3 for 138 yards
41.3	Brian Witherspoon (9/7/08 at Ten.), 3 for 124 yards
39.7	Randy Jordan (10/13/96 vs. N.Y. Jets), 3 for 119 yards
38.3	Tiquan Underwood (9/12/10 vs. Den.), 3 for 115 yards
36.8	Alvis Whitted (12/26/99 at Tennessee), 4 for 147 yards

INTERCEPTIONS**MOST INTERCEPTIONS****Career**

29	Rashean Mathis (2003-10)
15	Aaron Beasley (1996-2001)
14	Donovin Darius (1998-2006)
8	Chris Hudson (1995-98), Mike Peterson (2003-08), Derek Cox (2009-10)

Season

8	Rashean Mathis (2006)
6	Aaron Beasley (1999)
6	Marlon McCree (2002)
5	Deon Figures (1997), Donovin Darius (1999), Rashean Mathis (2004, 2005), Reggie Nelson (2007)

Game

2	Deon Figures (8/31/97 at Baltimore), Aaron Beasley (9/12/99 vs. San Francisco), Rayna Stewart (9/10/00 at Baltimore), Marlon McCree (9/15/02 at Kansas City), Donovin Darius (1/2/05 at Oakland), Rashean Mathis (12/19/04 at Green Bay; 10/30/05 at St. Louis; 9/18/06 vs. Pit.; 11/5/06 vs. Tennessee), Terry Cousin (11/13/05 vs. Baltimore), Derek Cox (10/31/10 at Dallas)
---	---

MOST CONSECUTIVE GAMES WITH AN INTERCEPTION

3	Brian Williams (10/14/07 through 11/11/07)
2	James Williams (11/26/95 through 12/3/95)
2	Chris Hudson (11/2/97 through 11/9/97)
2	Chris Hudson (9/20/98 through 9/27/98)
2	Donovin Darius (10/31/99 through 11/7/99), (11/21/04 through 11/28/04)
2	Marlon McCree (11/10/02 through 11/17/02), (12/1/02 through 12/8/02)
2	Mike Peterson (11/23/03 through 11/30/03)
2	Rashean Mathis (10/16/05 through 10/30/05), (9/10/06 through 9/18/06), 12/31/06 through 9/9/07)
2	Gerald Sensabaugh (12/3/06 through 12/10/06)

MOST INTERCEPTIONS, ROOKIE

5	Reggie Nelson (2007)
4	Derek Cox (2009)
2	Kevin Hardy (1996)
2	Fernando Bryant (1999)
2	Rashean Mathis (2003)

MOST INTERCEPTION RETURN YARDS**Career**

511	Rashean Mathis (2003-10), 29 int.
279	Aaron Beasley (1996-2001), 15 int.

189	Donovin Darius (1998-2006), 15 int.
139	Marlon McCree (2001-02), 7 int.
89	Mike Peterson (2003-08), 8 int.

Season

200	Aaron Beasley (1999), 6 interceptions
151	Rashean Mathis (2008), 4 interceptions
146	Rashean Mathis (2006), 8 interceptions
129	Marlon McCree (2002), 6 interceptions
80	Donovin Darius (2004), 5 interceptions
79	Rashean Mathis (2005), 5 interceptions

Game

93	Aaron Beasley (9/12/99 vs. S.F.), 2 int.
72	Rashean Mathis (10/5/08 vs. Pit.), 1 int.
61	Rashean Mathis (9/21/08 at Ind.), 1 int.
55	Rashean Mathis (11/5/06 vs. Ten.), 1 int.
55	Scott Starks (11/5/06 vs. Ten.), int.
53	Marlon McCree (11/17/02 at Hou.), 1 int

LONGEST INTERCEPTION RETURNS

93t	Aaron Beasley (9/12/99 vs. San Francisco)
72t	Rashean Mathis (10/5/08 vs. Pittsburgh)
61t	Rashean Mathis (9/21/08 at Indianapolis)
55	Rashean Mathis (11/5/06 vs. Tennessee)
55t	Scott Starks (11/5/06 vs. Tennessee)
53	Marlon McCree (11/17/02 at Houston)

MOST INTERCEPTIONS RETURNED FOR A TOUCHDOWN**Career**

3	Rashean Mathis (2003-10)
2	Aaron Beasley (1996-2001)
1	Mickey Washington (1995-96)
1	Tony Brackens (1996-2003)
1	Mike Peterson (2003-08)
1	Scott Starks (2005-09)
1	Aaron Glenn (2007)
1	Clint Ingram (2006-09)

Season

2	Aaron Beasley (1999)
2	Rashean Mathis (2008)
1	by 7 players, last Rashean Mathis (2008)

Game

1	Mickey Washington (10/22/95 at Clev.), 48 yards
1	Aaron Beasley (9/12/99 vs. S.F.), 93 yards
1	Aaron Beasley (9/26/99 vs. Ten.), 35 yards
1	Tony Brackens (11/28/99 at Bal.), 16 yards
1	Rashean Mathis (10/16/05 at Pit.), 41 yards
1	Mike Peterson (11/13/05 vs. Bal.), 26 yards
1	Scott Starks (11/5/06 vs. Ten.), 55 yards
1	Aaron Glenn (10/28/07 at T.B.), 28 yards
1	Clint Ingram (12/9/07 vs. Car.), 39 yards
1	Rashean Mathis (9/21/08 at Ind.), 61 yards
1	Rashean Mathis (10/5/08 vs. Pit.), 72 yards

SACKS**MOST SACKS****Career**

55.0	Tony Brackens (1996-2003)
34.0	Joel Smeenge (1995-2000)
29.0	John Henderson (2002-09)
28.5	Kevin Hardy (1996-2001), Paul Spicer (2001-08)
22.5	Gary Walker (1999-2001)
22.0	Marcus Stroud (2001-07), Bobby McCray (2004-07)
21.5	Rob Meier (2000-08)
18.0	Daryl Smith (2004-10)

**Season**

- 12.0 Tony Brackens (1999)
- 11.0 Tony Brackens (2001)
- 10.5 Kevin Hardy (1999)
- 10.0 Gary Walker (1999)
- 10.0 Bobby McCray (2006)

Game

- 3.0 Kelvin Pritchett (10/5/97 vs. Cincinnati)
- 3.0 John Henderson (10/6/02 vs. Philadelphia)
- 3.0 Paul Spicer (9/25/05 at New York Jets)
- 2.5 Clyde Simmons (10/27/96 at Cincinnati)
- 2.5 Tony Brackens (10/3/99 vs. Pittsburgh)
- 2.5 Reggie Hayward (11/11/07 at Tennessee)

MOST CONSECUTIVE GAMES WITH A SACK

- 8 Tony Brackens (11/11/01 through 12/30/01)
- 4 Tony Brackens (9/22/97 through 10/12/97)
- 4 Kevin Hardy (10/11/99 through 11/7/99)
- 4 Tony Brackens (11/28/99 through 12/19/99)
- 4 Gary Walker (10/18/01 through 11/11/01)

MOST SACKS, ROOKIE

- 7.0 Tony Brackens (1996)
- 6.5 John Henderson (2002)
- 5.5 Kevin Hardy (1996)

TACKLES**MOST TACKLES****Career**

- 918 Daryl Smith (2004-10)
- 858 Donovan Darius (1998-2006)
- 837 Mike Peterson (2003-08)
- 789 Kevin Hardy (1996-2001)
- 563 John Henderson (2002-09)
- 489 Akin Ayodele (2002-05)
- 487 Bryan Schwartz (1995-99)
- 469 Tony Brackens (1996-2003)

Season

- 230 Hardy Nickerson (2001)
- 190 Mike Peterson (2005)
- 188 Wali Rainer (2002)
- 186 Kevin Hardy (1998)
- 178 Mike Peterson (2004)

Game

- 23 Hardy Nickerson (11/25/01 vs. Baltimore)
- 22 T.J. Slaughter (11/25/01 vs. Baltimore)
- 22 Wali Rainer (10/13/02 at Tennessee)
- 21 Bryan Schwartz (12/17/95 at Detroit)
- 20 Kevin Hardy (11/1/98 at Baltimore)
- 20 Daryl Smith (12/18/10 at Indianapolis)

MOST TACKLES, ROOKIE**Season**

- 161 Bryan Schwartz (1995)
- 130 Kevin Hardy (1996)
- 117 Clint Ingram (2006)
- 108 T.J. Slaughter (2000)
- 108 Akin Ayodele (2002)

Game

- 21 Bryan Schwartz (12/17/95 at Detroit)
- 19 Bryan Schwartz (12/24/95 vs. Cleveland)
- 17 Bryan Schwartz (12/10/95 vs. Indianapolis)

MOST CONSECUTIVE GAMES LEADING TEAM IN TACKLES

- 9 Mike Peterson (9/12/04 through 11/14/04)
- 8 Hardy Nickerson (11/18/01 through 1/6/02)
- 6 Bryan Schwartz (11/26/95 through 9/1/96)
- 5 Kevin Hardy (10/3/99 through 11/7/99)
- 5 T.J. Slaughter (10/8/00 through 11/12/00)

FUMBLES**MOST FUMBLES****Career**

- 51 Mark Brunell (1995-2003)

- 44 David Garrard (2002-10)
- 25 Byron Leftwich (2003-06)
- 25 Fred Taylor (1998-2008)
- 11 Jimmy Smith (1995-2005)

Season

- 14 David Garrard (2009)
- 13 Mark Brunell (1996)
- 11 Byron Leftwich (2003)
- 11 David Garrard (2010)
- 8 Byron Leftwich (2005)

Game

- 3 Mark Brunell (11/17/96 at Pittsburgh)
- 3 Mark Brunell (12/13/99 vs. Denver)
- 3 Mark Brunell (10/8/00 vs. Baltimore)
- 3 Jonathan Quinn (11/18/01 at Pittsburgh)
- 3 Byron Leftwich (11/2/03 at Baltimore)
- 3 Byron Leftwich (9/18/05 at Indianapolis)
- 3 Kyle Brady (12/11/05 vs. Indianapolis)
- 3 David Garrard (9/20/09 vs. Arizona)

MOST FUMBLES LOST**Career**

- 21 David Garrard (2002-10)
- 18 Mark Brunell (1995-2003)
- 12 Fred Taylor (1998-2008)
- 10 Byron Leftwich (2003-06)
- 7 James Stewart (1995-99)

Season

- 8 David Garrard (2009)
- 6 Byron Leftwich (2003)
- 4 David Garrard (2010)
- 3 by 8 players, last Mike Thomas (2010)

Game

- 3 Jonathan Quinn (11/18/01 at Pittsburgh)
- 2 6 times, last David Garrard (11/29/09 at San Francisco)

MOST FORCED FUMBLES**Career**

- 28 Tony Brackens (1996-2003)
- 9 Joel Smeenge (1995-2000)
- 8 Kevin Hardy (1996-2001)
- 8 Aaron Beasley (1996-2001)
- 7 Donovan Darius (1998-2006), Marcus Stroud (2001-07), Akin Ayodele (2002-05), Daryl Smith (2004-10)

Season

- 8 Tony Brackens (1999)
- 6 Tony Brackens (1997)
- 5 Tony Brackens (1996, 2001)

Game

- 3 Tony Brackens (10/3/99 vs. Pittsburgh)
- 2 7 times, last Tyron Brackenridge and Gerald Alexander (12/13/09 vs. Miami)

MOST OPPONENT FUMBLE RECOVERIES**Career**

- 13 Tony Brackens (1996-2003)
- 6 Bryan Schwartz (1995-99), Travis Davis (1995-98), Kevin Hardy (1996-2001), Fernando Bryant (1999-2003), Donovan Darius (1998-2006)

Season

- 4 Bryan Schwartz (1998), Donovan Darius (2004)

Game

- 2 Darren Carrington (10/1/95 at Houston), Tony Brackens (9/29/96 vs. Carolina)

LONGEST FUMBLE RECOVERY RETURNS

- 90t Aaron Beasley (11/8/98 vs. Cincinnati)
- 83t Donovan Darius (11/1/98 at Baltimore)
- 77t Daryl Smith (10/14/07 vs. Houston)
- 60t Ainsley Battles (12/3/01 vs. Green Bay)
- 40t Aaron Beasley (9/30/01 vs. Cleveland)

**TAKEAWAYS***(interceptions and fumble recoveries)***MOST TAKEAWAYS****Career**

- 33 Rashean Mathis (2003-10),
29 interceptions, 4 fumbles
- 20 Donovan Darius (1998-2006),
14 interceptions, 6 fumbles
- 18 Aaron Beasley (1996-2001),
15 interceptions, 3 fumbles
- 18 Tony Brackens (1996-2003),
5 interceptions, 13 fumbles
- 13 Mike Peterson (2003-08),
8 interceptions, 5 fumbles

Season

- 9 Donovan Darius (2004), 5 interceptions, 4 fumbles
- 8 Rashean Mathis (2006), 8 interceptions
- 6 Aaron Beasley (1999), 6 interceptions
- 6 Marlon McCree (2002), 6 interceptions

Game

- 3 Darren Carrington (10/1/95 at Hou.),
1 interception, 2 fumbles

MOST TAKEAWAYS, ROOKIE

- 5 Fernando Bryant (1999), 2 int., 3 fumbles
- 5 Reggie Nelson (2007), 5 int.
- 5 Derek Cox (2009), 4 int., 1 fumble
- 4 Tony Brackens (1996), 1 int., 3 fumbles

BLOCKED KICKS**MOST BLOCKED PUNTS****Career**

- 2 Dave Thomas (1995-99)
- 2 Donovan Darius (1998-2006)
- 1 Mike Dumas (1995)
- 1 Alvis Whitted (1998-2001)
- 1 Eric Westmoreland (2001-03)
- 1 Derrick Wimbush (2005-06)
- 1 Jorge Cordova (2004-07)
- 1 Gerald Sensabaugh (2005-08)
- 1 Rashad Jennings (2009-10)

Season

- 1 by 11 players, last Rashad Jennings (2010)

Game

- 1 Mike Dumas (12/3/95 at Denver)
- 1 Dave Thomas (10/12/97 vs. Philadelphia)
- 1 Alvis Whitted (11/1/98 at Baltimore)

- 1 Dave Thomas (11/14/99 vs. Baltimore)
- 1 Donovan Darius (10/1/00 vs. Pittsburgh)
- 1 Donovan Darius (9/10/01 vs. Pittsburgh)
- 1 Eric Westmoreland (10/27/02 vs. Houston)
- 1 Derrick Wimbush (10/9/05 vs. Cincinnati)
- 1 Gerald Sensabaugh (10/8/06 vs. N.Y. Jets)
- 1 Jorge Cordova (12/10/06 vs. Indianapolis)
- 1 Rashad Jennings (9/19/10 at San Diego)

BLOCKED PUNT RETURNS

- 1 Jimmy Smith (12/3/95 at Denver),
recovered in end zone for a touchdown
- 1 Alvis Whitted (11/1/98 at Baltimore),
returned 24 yards for a touchdown

MOST BLOCKED FIELD GOALS**Career**

- 2 Clyde Simmons (1996-97)
- 2 Marcus Stroud (2001-07)
- 1 John Henderson (2002-09)
- 1 Rashean Mathis (2003-10)

Season

- 1 by 6 players, last Rashean Mathis (2005)

Game

- 1 Clyde Simmons (12/1/96 vs. Cincinnati)
- 1 Clyde Simmons (9/22/97 vs. Pittsburgh)
- 1 Marcus Stroud (12/3/01 vs. Green Bay)
- 1 Marcus Stroud (9/8/02 vs. Indianapolis)
- 1 John Henderson (12/8/02 vs. Cleveland)
- 1 Rashean Mathis (10/2/05 vs. Denver)

BLOCKED FIELD GOAL RETURNS

- 1 Mickey Washington (12/1/96 vs. Cin.),
65 yards for a touchdown
- 1 Chris Hudson (9/22/97 vs. Pit.),
58 yards for a touchdown

BLOCKED EXTRA POINTS**Career**

- 1 Clyde Simmons (1996-97)
- 1 Tony Brackens (1996-2003)

Season

- 1 Clyde Simmons (1996)
- 1 Tony Brackens (1997)

Game

- 1 Clyde Simmons (9/22/96 at N.E.)
- 1 Tony Brackens (10/5/97 vs. Cin.)

JACKSONVILLE

JAGUARS

**TEAM RECORDS / REGULAR SEASON****SERVICE****REGULAR SEASON RECORD**

133-123

HOME RECORD

79-49

ROAD RECORD

54-74

MOST CONSECUTIVE WINS

11 10/3/99 through 12/19/99

8 11/24/96 through 9/22/97

MOST CONSECUTIVE HOME WINS

13 9/29/96 through 11/30/97

7 10/17/99 through 9/17/00

6 12/18/05 through 11/5/06

6 9/13/98 through 12/6/98

MOST CONSECUTIVE ROAD WINS

7 9/19/99 through 12/19/99

4 12/14/97 through 9/27/98

4 11/20/05 through 12/25/05

MOST CONSECUTIVE LOSSES

7 10/29/95 through 12/17/95

6 12/22/02 through 9/28/03

MOST CONSECUTIVE HOME LOSSES

4 10/15/95 through 12/10/95

4 10/1/00 through 11/12/00

4 12/1/02 through 9/14/03

4 10/5/08 through 11/23/08

MOST CONSECUTIVE ROAD LOSSES

10 10/29/95 through 11/17/96

9 12/29/02 through 12/28/03

POSTSEASON RECORD

5-6

HOME POSTSEASON RECORD

2-1

ROAD POSTSEASON RECORD

3-5

SCORING**MOST POINTS SCORED****Season**

411 2007

396 1999

394 1997

Game

49 12/23/07 vs. Oakland

48 12/3/00 vs. Cleveland

45 11/1/98 at Baltimore

44 12/10/06 vs. Indianapolis

44 12/10/00 vs. Arizona

FEWEST POINTS SCORED**Season**

261 2004

275 1995

276 2003

Game

0 12/17/95 at Detroit

0 12/26/04 vs. Houston

0 10/11/09 at Seattle

3 8 times, last 10/18/10 vs. Tennessee

FEWEST POINTS ALLOWED**Season**

217 1999

269 2005

274 2006

280 2004

Game

0 9/17/00 vs. Cincinnati

0 12/3/00 vs. Cleveland

0 12/7/03 vs. Houston

0 9/18/06 vs. Pittsburgh

0 10/8/06 vs. New York Jets

3 9 times, last 11/13/05 vs. Baltimore

MOST POINTS ALLOWED**Season**

419 2010

404 1995

380 2009

367 2008

Game

50 12/20/98 at Minnesota

47 11/12/95 vs. Seattle

44 12/17/95 at Detroit

MOST POINTS, BOTH TEAMS

77 11/12/95, Jaguars (30), vs. Seattle (47)

75 9/10/00, Jaguars (36), at Baltimore (39)

72 12/10/95, Jaguars (31), vs. Indianapolis (41)

FEWEST POINTS, BOTH TEAMS

9 11/14/99, Jaguars (6), vs. Baltimore (3)

9 9/18/06, Jaguars (9), vs. Pittsburgh (0)

13 9/3/95, Jaguars (3), vs. Houston (10)

13 9/17/00, Jaguars (13), vs. Cincinnati (0)

13 11/16/03, Jaguars (3), at Tenn. (10)

13 9/19/04, Jaguars (7), vs. Denver (6)

13 9/18/05, Jaguars (3), at Indianapolis (10)

MOST TOUCHDOWNS SCORED**Season**

50 2007

47 1998

43 1997

Game

7 12/23/07 vs. Oakland

6 11/1/98 at Baltimore

6 12/3/00 vs. Cleveland

MOST TOUCHDOWNS ALLOWED**Season**

50 2010

46 1995

44 2009

41 2008

Game

6 12/30/07 at Houston

6 11/12/95 vs. Seattle

6 12/20/98 at Minnesota

6 10/24/10 at Kansas City

MOST EXTRA POINTS**Season**

46 2007

45 1998

41 1997, 2006, 2010

Game

7 12/23/07 vs. Oakland

6 11/1/98 at Baltimore

6 12/3/00 vs. Cleveland

MOST EXTRA POINTS, OPPONENTS**Season**

48 2010

45 1995

40 2008

38 2009

Game

6 11/12/95 vs. Seattle

6 12/30/07 at Houston

6 10/24/10 at Kansas City

**MOST 2-POINT CONVERSIONS**

Season	
5	1996
4	1999, 2004
Game	
2	11/28/99 at Baltimore

MOST 2-PT CONVERSIONS, OPPONENTS

Season	
3	2007
2	2000, 2002, 2004, 2009, 2010
Game	
1	In 17 games

MOST FIELD GOALS

Season	
31	1997, 1999
30	1996
Game	
5	11/30/97 vs. Baltimore
5	12/1/96 vs. Cincinnati
5	9/10/00 at Baltimore
5	11/25/07 vs. Buffalo
5	10/10/10 at Buffalo

MOST FIELD GOALS, OPPONENTS

Season	
30	1998
27	1995, 2008
26	1996, 2001
Game	
6	12/1/02 vs. Pittsburgh
5	9/22/96 at New England
5	10/8/00 vs. Baltimore

MOST DEFENSIVE TOUCHDOWNS

Season	
3	1999, 2007
2	1998, 2001, 2005, 2008
Game	
1	18 times, last 10/5/08 vs. Pittsburgh

MOST DEFENSIVE TDS, OPPONENTS

Season	
4	1996, 2004
3	1997, 1998, 2006
Game	
3	12/17/06 at Tennessee
2	11/15/98 at Pittsburgh

MOST SPECIAL TEAMS TOUCHDOWNS

Season	
3	1999
2	1995, 1997, 1998
Game	
2	12/3/95 at Denver

MOST SPECIAL TEAMS TDS, OPPONENTS

Season	
3	2006
2	2000, 2004, 2005, 2007, 2009
Game	
2	11/14/04 vs. Detroit
2	12/30/07 at Houston

MISCELLANEOUS**LARGEST MARGIN OF VICTORY**

48	12/3/00 vs. Cleveland (48-0)
41	10/8/06 vs. New York Jets (41-0)
38	9/12/99 vs. San Francisco (41-3)
38	12/23/07 vs. Oakland (49-11)

LARGEST MARGIN OF DEFEAT

44	12/17/95 at Detroit (0-44)
----	----------------------------

41	10/11/09 at Seattle (0-41)
40	12/20/98 at Minnesota (10-50)

MOST POINTS IN 1ST QUARTER

21	10/12/97 vs. Philadelphia
17	11/2/97 at Tennessee
17	9/10/00 at Baltimore
17	1/1/06 vs. Tennessee
17	11/4/07 at New Orleans

MOST POINTS IN 2ND QUARTER

28	11/1/98 at Baltimore
21	9/9/01 vs. Pittsburgh
21	11/9/08 at Detroit
20	11/12/95 vs. Seattle
20	9/7/97 vs. New York Giants

MOST POINTS IN 3RD QUARTER

21	12/3/00 vs. Cleveland
21	11/11/01 vs. Cincinnati
21	12/12/10 vs. Oakland
18	9/12/99 vs. San Francisco

MOST POINTS IN 4TH QUARTER

23	11/28/99 at Baltimore
21	12/10/95 vs. Indianapolis
21	12/24/05 at Houston
21	10/14/07 vs. Houston

MOST OPPONENT POINTS IN 1ST QUARTER

21	Cincinnati, 11/23/97
17	New Orleans, 11/4/07
17	Minnesota, 11/23/08

MOST OPPONENT POINTS IN 2ND QUARTER

24	Denver, 10/25/98
21	Houston, 12/30/07
21	Baltimore, 12/28/08
21	Indianapolis, 12/17/09
21	New England, 12/27/09

MOST OPPONENT POINTS IN 3RD QUARTER

17	at Indianapolis, 9/21/03
17	at Tennessee, 12/17/06
15	Baltimore, 9/10/00

MOST OPPONENT POINTS IN 4TH QUARTER

24	Minnesota, 12/28/98
21	Cincinnati, 10/27/96
21	New York Giants, 12/23/00

MOST POINTS IN FIRST QUARTER, BOTH TEAMS

34	11/4/07, Jaguars (17), at New Orleans (17)
28	11/23/97, Jaguars (7), at Cincinnati (21)
24	11/2/97, Jaguars (17), at Tennessee (7)
24	11/23/08, Jaguars (7), vs. Minnesota (17)

MOST POINTS IN SECOND QTR., BOTH TEAMS

35	12/17/09, Jaguars (14), vs. Indianapolis (21)
34	11/1/98, Jaguars (28), at Baltimore (6)
31	10/25/98, Jaguars (7), at Denver (24)

MOST POINTS IN THIRD QTR., BOTH TEAMS

28	12/31/06, Jaguars (14), at Kansas City (14)
28	12/12/10, Jaguars (21), vs. Oakland (7)
22	12/3/01, Jaguars (8), vs. Green Bay (14)
21	10 times, last 10/24/10, Jaguars (7) at Kansas City (14)

MOST POINTS IN FOURTH QTR., BOTH TEAMS

36	12/23/00, Jaguars (15), at N.Y. Giants (21)
35	12/10/95, Jaguars (21), vs. Indianapolis (14)
31	12/20/98, Jaguars (7), at Minnesota (24)

**MOST CONSECUTIVE QUARTERS SCORED, JAGUARS**

19	10/3/99 at Pit. to 11/7/99 at Atl.
19	12/2/07 at Ind. to 12/30/07 at Hou.

MOST CONSECUTIVE QUARTERS SCORED, OPPONENTS

14	12/30/01 vs. K.C. to 9/15/02 at K.C.
14	10/3/10 vs. Indianapolis to 10/31/10 at Dallas
13	10/8/00 vs. Baltimore to 10/29/00 at Dallas
13	11/26/95 vs. Cincinnati to 12/17/95 at Detroit

MOST CONSECUTIVE QUARTERS HELD SCORELESS, JAGUARS

5	All 4 quarters 12/26/04 vs. Houston and 1 quarter 1/2/05 at Oakland
4	All 4 quarters 12/17/95 at Detroit
4	All 4 quarters 10/11/09 at Seattle

MOST CONSECUTIVE QUARTERS HELD SCORELESS, OPPONENTS

6	11/30/03 vs. Tampa Bay (3rd quarter) through 12/7/03 vs. Houston (all 4 quarters)
5	12/3/00 vs. Cleveland (1st quarter) through 12/10/00 vs. Arizona (1st quarter)
5	9/18/06 vs. Pittsburgh (all 4 quarters) through 9/24/06 at Indianapolis
5	10/8/06 vs. New York Jets (all 4 quarters) through 10/22/06 at Houston (1st quarter)

MOST POINTS BY HALF, JAGUARS

1st	42	11/1/98 at Baltimore
	28	10/8/06 vs. New York Jets
	28	12/23/07 vs. Oakland
2nd	35	9/12/99 vs. San Francisco
	31	12/12/10 vs. Oakland
	28	12/3/00 vs. Cleveland
	28	12/24/05 at Houston
	27	10/14/07 vs. Houston
	27	12/9/07 vs. Carolina

MOST POINTS BY HALF, OPPONENTS

1st	28	11/23/97 at Cincinnati
	28	12/27/09 at New England
	27	12/17/95 at Detroit
	27	10/25/98 at Denver
2nd	38	12/20/98 at Minnesota
	32	9/10/00 at Baltimore

MOST POINTS BY HALF, BOTH TEAMS

1st	55	11/1/98, Jaguars (42), at Baltimore (13)
	48	11/12/95, Jaguars (27), vs. Seattle (21)
2nd	45	12/20/98, Jaguars (7), at Minnesota (38)
	45	9/10/00, Jaguars (13), at Baltimore (32)
	45	12/12/10, Jaguars (31), vs. Oakland (14)

LONGEST SCORING DRIVE (YARDS)

98	10/31/99 at Cincinnati (9 plays, TD)
97	9/3/00 at Baltimore (15 plays, TD)
96	12/5/04 vs. Pittsburgh (9 plays, FG)
96	11/19/95 at Tampa Bay (11 plays, TD)
96	11/17/02 at Houston (6 plays, TD)

LONGEST SCORING DRIVE (PLAYS)

20	12/16/07 at Pittsburgh (74 yards, TD)
18	12/22/02 vs. Tennessee (85 yards, TD)
18	9/23/07 at Denver (80 yards, TD)
18	10/7/07 at Kansas City (77 yards, FG)
18	9/21/08 at Indianapolis (82 yards, FG)
17	6 times, last 12/18/08 vs. Indianapolis 93 yards, TD)

LONGEST SCORING DRIVE (TIME)

11:44	9/23/07 at Den. (18 plays, 80 yards, TD)
11:10	12/2/07 at Ind. (16 plays, 84 yards, TD)
10:55	10/7/07 at K.C. (18 plays, 77 yards, FG)

SHORTEST SCORING DRIVE (YARDS)

-7	9/10/95 at Cincinnati (5 plays, FG)
-2	11/5/06 vs. Tennessee (4 plays, FG)
-1	10/1/06 at Washington (4 plays, FG)
0	9/6/98 at Chicago (2 plays, FG)
0	9/20/98 vs. Baltimore (2 plays, FG)

SHORTEST SCORING DRIVE (TIME)

0:04	9/8/96 vs. Houston (1 play, 3 yards, TD)
0:04	12/23/07 vs. Oakland (1 play, 2 yards, TD)
0:05	11/25/07 vs. Buffalo (1 play, 17 yards, TD)
0:06	11/12/95 vs. Seattle (2 plays, 7 yards, TD)
0:06	12/3/00 vs. Cleveland (1 play, 8 yards, TD)

FIRST DOWNS**MOST FIRST DOWNS**

Season	
331	1999
330	2010
328	2007
Game	
36	10/20/96 at St. Louis
33	10/18/09 vs. St. Louis (OT)

FEWEST FIRST DOWNS

Season	
275	2002
279	2004
283	1995
Game	
6	12/26/04 vs. Houston
8	9/19/04 vs. Denver
9	11/14/99 vs. Baltimore

MOST FIRST DOWNS ALLOWED

Season	
324	2002
320	1995
318	1997
Game	
32	11/4/07 at New Orleans
29	11/24/96 at Baltimore (OT)
28	12/17/95 at Detroit
28	10/6/02 vs. Philadelphia
28	10/5/08 vs. Pittsburgh
28	10/3/10 vs. Indianapolis

FEWEST FIRST DOWNS ALLOWED

Season	
248	1999
252	2000
259	2006
Game	
2	12/3/00 vs. Cleveland
5	12/17/06 at Tennessee
7	12/7/03 vs. Houston

MOST FIRST DOWNS, BOTH TEAMS

Game	
52	11/24/96, Jaguars (23), at Balt. (29) (OT)
51	11/21/99, Jaguars (30), vs. N.O. (21)
50	11/4/07, Jaguars (18), at N.O. (32)

FEWEST FIRST DOWNS, BOTH TEAMS

Game	
22	11/28/99, Jaguars (9), vs. Baltimore (13)
24	9/3/95, Jaguars (10), vs. Houston (14)

MOST FIRST DOWNS RUSHING

Season	
148	2010
127	2006
127	2007
118	2003



Game		0	12/12/04 vs. Chicago
16	12/10/06 vs. Indianapolis	0	9/18/06 vs. Pittsburgh
16	12/5/10 at Tennessee	0	10/7/07 at Kansas City
15	12/3/00 vs. Cleveland		
15	11/28/10 at N.Y. Giants		
15	1/2/11 at Houston		
14	12/10/00 vs. Arizona		
14	10/18/09 vs. St. Louis		

FEWEST FIRST DOWNS RUSHING

Season	
85	2001
88	2004
90	1995
Game	
1	7 times, last 9/7/08 at Tennessee

MOST FIRST DOWNS PASSING

Season	
208	1996
194	1999
193	2000
Game	
24	10/20/96 at St. Louis
20	11/28/99 at Baltimore
19	4 times, last 12/30/07 at Houston

FEWEST FIRST DOWNS PASSING

Season	
147	2006
153	1998
154	1995
Game	
2	12/26/04 vs. Houston
3	12/20/98 at Minnesota
3	10/29/06 at Philadelphia
3	12/13/09 vs. Miami

MOST FIRST DOWNS, PENALTY

Season	
34	2005
30	2004
29	1995
Game	
5	12/19/04 at Green Bay
5	12/24/05 at Houston
5	1/1/06 vs. Tennessee
4	14 times, last 10/18/09 vs. St. Louis

FEWEST FIRST DOWNS, PENALTY

Season	
14	2002
16	2000, 2009
18	1997
Game	
0	In 63 games

MOST FIRST DOWNS RUSHING, OPPONENT

Season	
121	1995
112	2002
Game	
15	9/9/07 vs. Tennessee
13	10/1/00 vs. Pittsburgh
13	12/1/02 vs. Pittsburgh
13	1/3/10 at Cleveland

FEWEST FIRST DOWNS RUSHING, OPPONENT

Season	
72	1999
79	2005
83	2004
Game	
0	12/21/03 vs. New Orleans

0	12/12/04 vs. Chicago
0	9/18/06 vs. Pittsburgh
0	10/7/07 at Kansas City

MOST FIRST DOWNS PASSING, OPPONENT

Season	
197	2010
193	2001
191	2009
Game	
25	11/4/07 at New Orleans
23	10/3/10 vs. Indianapolis
21	12/19/04 at Green Bay
19	11/24/96 at Baltimore (OT)
19	12/11/05 vs. Indianapolis

FEWEST FIRST DOWNS PASSING, OPPONENT

Season	
143	2006
144	2000
158	2005
Game	
0	12/3/00 vs. Cleveland
3	5 times, last 12/17/06 at Tennessee

MOST FIRST DOWNS BY PENALTY, OPPONENT

Season	
36	2005
26	2004
25	1996, 2008
Game	
6	9/29/96 vs. Carolina
6	10/16/05 at Pittsburgh
5	11/27/05 at Arizona

FEWEST FIRST DOWNS BY PENALTY, OPPONENT

Season	
13	2007
16	2009
17	1999
Game	
0	In 57 games

TOTAL NET YARDS**MOST NET YARDS GAINED**

Season	
5,760	1996
5,719	2007
5,690	2000
Game	
538	10/20/96 at St. Louis
519	9/20/98 vs. Baltimore
494	11/21/99 vs. New Orleans

FEWEST NET YARDS GAINED

Season	
4,495	1995
4,840	2001
4,851	2002
Game	
126	12/26/04 vs. Houston
132	11/14/99 vs. Baltimore
146	9/3/95 vs. Houston

MOST NET YARDS ALLOWED

Season	
5,949	2010
5,637	2009
5,559	1998
Game	
538	11/4/07 at New Orleans
533	9/25/00 at Indianapolis
497	1/2/11 at Houston

**FEWEST NET YARDS ALLOWED****Season**

4,334 1999
4,538 2006
4,655 2005

Game

53 12/3/00 vs. Cleveland
98 12/17/06 at Tennessee
124 12/7/03 vs. Houston

MOST NET YARDS GAINED, BOTH TEAMS**Season**

11,409 2010
11,022 2009
10,855 1996

Game

970 11/4/07, Jaguars (432) at N.O. (538)
907 12/1/96, Jaguars (422), vs. Cin. (485)
886 11/14/10, Jaguars (491), vs. Hou. (395)

FEWEST NET YARDS GAINED, BOTH TEAMS**Season**

9,804 2005
9,910 2001
9,920 1999

Game

374 11/14/99, Jaguars (132), vs. Baltimore (242)
386 9/3/95, Jaguars (140), vs. Houston (246)
420 10/3/99, Jaguars (204), at Pittsburgh (216)

PASSING**MOST NET YARDS PASSING****Season**

4,110 1996
3,704 1997
3,658 2000

Game

420 10/20/96 at St. Louis
413 9/22/96 at New England (OT)
375 9/10/00 at Baltimore

FEWEST NET YARDS PASSING**Season**

2,762 2002
2,790 1995
2,882 2006

Game

31 12/26/04 vs. Houston
45 9/3/95 vs. Houston
52 9/26/10 vs. Philadelphia

MOST NET YARDS PASSING ALLOWED**Season**

4,004 2010
3,774 2009
3,586 2008

Game

440 9/25/00 at Indianapolis
435 11/4/07 at New Orleans
365 10/31/10 at Dallas

FEWEST NET YARDS PASSING ALLOWED**Season**

2,890 1999
2,946 2005
3,078 2006

Game

-9 12/3/00 vs. Cleveland
45 10/8/06 vs. New York Jets
54 12/7/03 vs. Houston

MOST NET YARDS PASSING, BOTH TEAMS**Season**

7,424 1996

7,208 1997

Game

779 11/4/07, Jaguars (344) at New Orleans (435)
669 12/1/96, Jaguars (356), vs. Cincinnati (313)
668 12/18/08, Jaguars (304), vs. Indianapolis (364)

FEWEST NET YARDS PASSING, BOTH TEAMS**Season**

5,960 2006
6,026 2002
6,136 2005

Game

125 9/3/95, Jaguars (45), vs. Houston (80)
145 12/26/04, Jaguars (31), vs. Houston (114)
176 10/8/06, Jaguars (131), vs. N.Y. Jets (45)

MOST GROSS YARDS PASSING**Season**

4,367 1996
3,947 2000
3,922 1997

Game

432 9/22/96 at New England (OT)
421 10/20/96 at St. Louis
386 9/10/00 at Baltimore

FEWEST GROSS YARDS PASSING**Season**

3,019 2002
3,060 2006
3,144 1995

Game

54 12/26/04 vs. Houston
69 9/3/95 vs. Houston
73 12/8/02 vs. Cleveland

MOST GROSS YARDS PASSING ALLOWED**Season**

4,193 2010
3,853 2009
3,835 1997

Game

445 11/4/07 at New Orleans
440 9/25/00 at Indianapolis
379 10/31/10 at Dallas

FEWEST GROSS YARDS PASSING ALLOWED**Season**

3,223 2005
3,263 1999
3,278 2006

Game

33 12/3/00 vs. Cleveland
71 12/7/03 vs. Houston
71 10/8/06 vs. New York Jets

MOST PASSING ATTEMPTS**Season**

557 1996
545 2000
537 2008

Game

54 10/10/04 at San Diego
52 10/20/96 at St. Louis
50 9/10/00 at Baltimore

FEWEST PASSING ATTEMPTS**Season**

446 2006
462 2002
463 1998

Game

13 10/13/02 at Tennessee
14 12/8/02 vs. Cleveland
14 12/10/06 vs. Indianapolis

**MOST PASSING ATTEMPTS, OPPONENT****Season**

577 1998
544 2001
543 2007

Game

51 11/10/02 vs. Washington
50 3 times, last 12/10/06 vs. Indianapolis

FEWEST PASSING ATTEMPTS, OPPONENT**Season**

458 2000
465 2008
482 2005

Game

11 1/3/10 at Cleveland
15 12/17/06 at Tennessee
16 3 times, last 10/1/00 vs. Pittsburgh

MOST PASS COMPLETIONS**Season**

353 1996
335 2008
333 2000

Game

37 10/20/96 at St. Louis
36 10/10/04 at San Diego
30 10/15/95 vs. Chicago
30 10/18/09 vs. St. Louis

FEWEST PASS COMPLETIONS**Season**

266 2006
268 2002
269 1998

Game

7 10/13/02 at Tennessee
7 10/28/07 at Tampa Bay
8 9/19/04 vs. Denver
8 12/10/06 vs. Indianapolis

MOST PASS COMPLETIONS, OPPONENT**Season**

354 2001
345 2009
329 2010

Game

35 11/4/07 at New Orleans
34 10/31/10 at Dallas
33 10/3/10 vs. Indianapolis

FEWEST PASS COMPLETIONS, OPPONENT**Season**

258 2000
285 2005
291 1996, 1999

Game

7 11/17/96 at Pittsburgh
7 12/3/00 vs. Cleveland
7 1/3/10 at Cleveland
8 12/18/05 vs. San Francisco
8 12/17/06 at Tennessee

MOST TOUCHDOWN PASSES**Season**

28 2007, 2010
26 2010
24 1998

Game

4 11/29/98 at Cincinnati
4 12/23/07 vs. Oakland
4 12/30/07 at Houston
4 10/31/10 at Dallas

MOST TOUCHDOWN PASSES, OPPONENT**Season**

28 1995, 2009, 2010

25 2008

24 1996, 1997

Game

5 12/26/99 at Tennessee
5 9/10/00 at Baltimore
4 In 7 games, last 12/27/09 at New England

MOST INTERCEPTIONS THROWN**Season**

21 2010
20 1996
17 2003

Game

5 10/20/96 at St. Louis
4 11/12/06 vs. Houston
4 12/17/95 at Detroit
4 9/19/10 at San Diego
4 11/21/10 vs. Cleveland

FEWEST INTERCEPTIONS THROWN**Season**

6 2005
8 2007
9 1997, 2002

Game

0 In 127 games

MOST INTERCEPTIONS THROWN, OPPONENT**Season**

20 2006, 2007
19 1999, 2005
16 2004

Game

4 10/31/10 at Dallas
3 17 times, last 12/6/09 vs. Houston

FEWEST INTERCEPTIONS THROWN, OPPONENT**Season**

12 2000, 2001

MOST TIMES SACKED**Season**

63 2001
57 1995
54 2000

Game

8 12/9/01 at Cincinnati
8 12/16/01 at Cleveland
7 In 6 games, last 9/26/10 vs. Philadelphia

MOST TIMES SACKED, OPPONENT**Season**

57 1999
48 1997
47 2005

Game

9 11/7/99 at Atlanta
7 9/16/07 vs. Atlanta
7 11/9/08 at Detroit

FEWEST TIMES SACKED**Season**

28 2003
30 2006
31 2007

Game

0 In 19 games

FEWEST TIMES SACKED, OPPONENT**Season**

14 2009
17 1995
24 2003

Game

0 In 48 games

**MOST CONSECUTIVE GAMES WITH A PASSING TOUCHDOWN**

13	9/10/95 at Cin. through 12/10/95 vs. Ind.
10	10/22/00 vs. Was. through 9/9/01 vs. Pit.
10	10/28/07 at T.B. through 12/30/07 at Hou.

MOST CONSECUTIVE GAMES WITH A PASSING TOUCHDOWN, OPPONENT

15	9/8/96 vs. Hou. through 12/22/96 vs. Sea.
13	9/20/98 vs. Bal. through 12/20/98 at Min.
13	12/16/07 at Pit. through 11/16/08 vs. Ten.

MOST 300-YARD PASSING GAMES BY AN INDIVIDUAL

Season	
6	1996
3	1997, 1999, 2000, 2004, 2009

MOST 300-YARD PASSING GAMES BY AN INDIVIDUAL, OPPONENT

Season	
5	2010
3	1996, 1997, 2004, 2008, 2009

RUSHING**MOST RUSHING YARDS**

Season	
2,541	2006
2,395	2010
2,391	2007
Game	
375	12/10/06 vs. Indianapolis
258	12/5/10 at Tennessee
244	12/3/00 vs. Cleveland
244	10/14/07 vs. Houston

FEWEST RUSHING YARDS

Season	
1,600	2001
1,650	1996
1,705	1995
Game	
12	10/2/05 vs. Denver
26	10/1/00 vs. Pittsburgh
29	9/29/96 at New England (OT)

MOST RUSHING YARDS ALLOWED

Season	
2,071	2002
2,003	1995
2,000	1998
Game	
305	11/1/09 at Tennessee
282	9/9/07 vs. Tennessee
246	11/12/95 vs. Seattle

FEWEST RUSHING YARDS ALLOWED

Season	
1,406	2003
1,444	1999
1,460	2006
Game	
10	10/7/07 at Kansas City
25	11/20/06 vs. New York Giants
26	9/18/06 vs. Pittsburgh

MOST RUSHING YARDS, BOTH TEAMS

Season	
4,340	2010
4,160	2002
4,102	1998
Game	
522	11/1/09, Jaguars (217), at Tennessee (305)
421	10/30/05, Jaguars (221), at St. Louis (200)

409 12/10/06, Jaguars (375), vs. Indianapolis (34)

FEWEST RUSHING YARDS, BOTH TEAMS

Season	
3,211	2001
3,431	1996
3,454	1997
Game	
99	12/3/01, Jaguars (62), vs. Green Bay (37)
112	11/20/05, Jaguars (49), at Tenn. (63)
122	12/9/01, Jaguars (62), at Cincinnati (60)

MOST RUSHING ATTEMPTS

Season	
522	2007
514	1999
513	2006
Game	
53	12/5/10 at Tennessee
50	11/14/04 vs. Detroit
48	9/21/08 at Indianapolis

FEWEST RUSHING ATTEMPTS

Season	
372	2001
410	1995
426	2008
Game	
11	9/22/96 at New England (OT)
11	10/26/03 vs. Tennessee
11	10/2/05 vs. Denver
12	10/31/04 at Houston

MOST RUSHING ATTEMPTS, OPPONENT

Season	
504	1995
487	2002
469	2001
Game	
49	9/9/07 vs. Tennessee
49	11/1/09 at Tennessee
49	1/3/10 at Cleveland

FEWEST RUSHING ATTEMPTS, OPPONENT

Season	
373	1999
390	2007
416	2010
Game	
10	10/7/07 at Kansas City
11	11/7/99 at Atlanta
13	10/5/03 vs. San Diego

HIGHEST RUSHING AVERAGE

Season	
4.95	2006
4.68	2010
4.59	2002
Game	
13.56	11/1/09 at Tennessee (16 att., 217 yards)
9.38	10/14/07 vs. Houston (26 att., 244 yards)
8.93	12/10/06 vs. Indianapolis (43 att., 375 yards)

LOWEST RUSHING AVERAGE

Season	
3.79	1997
3.83	1996
3.90	2005
Game	
1.11	10/2/05 vs. Den. (11 att., 12 yards)
1.53	9/22/97 vs. Pit. (26 att., 40 yards)
1.60	11/20/05 at Ten. (30 att., 49 yards)

**HIGHEST RUSHING AVERAGE, OPPONENT****Season**

4.68	2010
4.44	1998
4.25	2002

Game

6.63	10/6/02 vs. Phil. (30 att., 199 yards)
6.53	12/23/07 vs. Oak. (17 att., 111 yards)
6.48	10/28/07 at T.B. (21 att., 136 yards)

LOWEST RUSHING AVERAGE, OPPONENT**Season**

3.18	2003
3.43	2001
3.48	2006

Game

1.00	10/7/07 at K.C. (10 att., 10 yards)
1.34	9/14/03 vs. Buffalo (32 att., 43 yards)
1.70	12/10/06 vs. Indianapolis (20 att. 34 yards)

MOST TOUCHDOWNS SCORED RUSHING**Season**

23	2006
20	1997, 1999
19	1998, 2002, 2009

Game

5	10/12/97 vs. Philadelphia
5	12/3/00 vs. Cleveland
4	5 times, last 9/27/09 at Houston

MOST TOUCHDOWNS SCORED RUSHING, OPPONENT**Season**

19	2010
17	1995
15	2001

Game

4	11/12/95 vs. Seattle
3	In 9 games, last 10/24/10 at Kansas City

MOST 100-YARD RUSHING GAMES BY AN INDIVIDUAL**Season**

9	2000
8	1998
7	2003, 2006, 2007, 2010

MOST 100-YARD RUSHING GAMES BY AN INDIVIDUAL, OPPONENT**Season**

6	1998
5	2002, 2010

MOST CONSECUTIVE GAMES WITH A RUSHING TOUCHDOWN

8	11/21/99 vs. N.O. through 9/3/00 at Cle.
8	11/12/06 vs. Hou. through 12/31/06 at K.C.
7	9/8/02 vs. Ind. through 10/27/02 vs. Hou.
7	11/11/07 at Ten. through 12/23/07 vs. Oak.

MOST CONSECUTIVE GAMES WITH A RUSHING TOUCHDOWN, OPPONENT

7	10/28/01 at Bal. through 12/9/01 at Cin.
7	11/17/02 vs. Was. through 12/29/02 at Ind.

RECEIVING**MOST RECEPTIONS****Season**

353	1996
335	2008
333	2000

Game

37	10/20/96 at St. Louis
36	10/10/04 at San Diego
30	10/15/95 vs. Chicago
30	10/18/09 vs. St. Louis

MOST RECEPTIONS, OPPONENT**Season**

354	2001
345	2009
329	2010

Game

35	11/4/07 at New Orleans
34	10/31/10 at Dallas
33	10/3/10 vs. Indianapolis

FEWEST RECEPTIONS**Season**

266	2006
268	2002
269	1998

Game

7	10/13/02 at Tennessee
7	10/28/07 at Tampa Bay
8	12/10/06 vs. Indianapolis
8	9/19/04 vs. Denver

FEWEST RECEPTIONS, OPPONENT**Season**

258	2000
285	2005
291	1996, 1999

Game

7	11/17/96 at Pittsburgh
7	12/3/00 vs. Cleveland
7	1/3/10 at Cleveland
8	12/18/05 vs. San Francisco
8	12/17/06 at Tennessee

MOST RECEIVING YARDS**Season**

4,367	1996
3,947	2000
3,922	1997

Game

432	9/22/96 at New England (OT)
421	10/20/96 at St. Louis
386	9/10/00 at Baltimore

MOST RECEIVING YARDS, OPPONENT**Season**

4,193	2010
3,853	2009
3,835	1997

Game

445	11/4/07 at New Orleans
440	9/25/00 at Indianapolis
379	10/31/10 at Dallas

FEWEST RECEIVING YARDS**Season**

3,019	2002
3,060	2006
3,144	1995

Game

54	12/26/04 vs. Houston
69	9/3/95 vs. Houston
73	12/8/02 vs. Cleveland

FEWEST RECEIVING YARDS, OPPONENT**Season**

3,223	2005
3,263	1999
3,278	2006

Game

33	12/3/00 vs. Cleveland
71	10/8/06 vs. New York Jets
71	12/7/03 vs. Houston

**MOST RECEIVING TOUCHDOWNS****Season**

28 2007
26 2010
24 1998

Game

4 11/29/98 at Cincinnati
4 12/23/07 vs. Oakland
4 12/30/07 at Houston
4 10/31/10 at Dallas

MOST RECEIVING TOUCHDOWNS, OPPONENT**Season**

28 1995, 2009, 2010
25 2008
24 1996, 1997

Game

5 12/26/99 at Tennessee
5 9/10/00 at Baltimore
4 In 7 games, last 12/27/09 at N.E.

HIGHEST RECEIVING AVERAGE**Season**

12.5 1997
12.4 1996, 1998

Game

22.1 11/9/97 vs. Kansas City (9 for 199)
19.2 12/28/98 vs. Pittsburgh (10 for 192)

HIGHEST RECEIVING AVERAGE, OPPONENT**Season**

13.2 2000
12.7 2008, 2010
12.2 1996

Game

20.4 11/16/97 vs. Tennessee (9 for 184)
19.4 11/15/98 vs. Tampa Bay (10 for 194)

MOST 100-YARD RECEIVING GAMES BY AN INDIVIDUAL**Season**

12 1999, 2000
9 1996

PUNTING**MOST PUNTS****Season**

85 1998
84 2004
83 2005

Game

10 11/16/08 vs. Tennessee
9 5 times, last 10/16/05 at Pittsburgh

FEWEST PUNTS**Season**

54 2007
57 2010
66 1997

Game

0 10/20/96 at St. Louis
0 10/14/07 vs. Houston
0 12/2/07 at Indianapolis
0 9/19/10 at San Diego
0 10/10/10 at Buffalo

MOST PUNTING YARDS**Season**

3,824 1998
3,592 2004
3,591 1995

Game

422 10/16/05 at Pittsburgh (9 punts)
409 11/16/08 vs. Tennessee (10 punts)
397 9/19/04 vs. Denver (9 punts)

FEWEST PUNTING YARDS**Season**

2,249 2007
2,496 2010
2,853 2003

Game

0 10/20/96 at St. Louis (0 punts)
0 10/14/07 vs. Houston (0 punts)
0 12/2/07 at Indianapolis (0 punts)
0 9/19/10 at San Diego (0 punts)
0 10/10/10 at Buffalo (0 punts)

MOST PUNTS, OPPONENT**Season**

96 1999
90 2006, 2000

Game

12 12/3/00 vs. Cleveland
10 9/20/98 vs. Baltimore
10 12/7/03 vs. Houston

FEWEST PUNTS, OPPONENT**Season**

61 1995
62 2009
64 2010

Game

1 5 times, last 12/27/09 at New England

MOST PUNTING YARDS, OPPONENT**Season**

3,976 1999
3,822 2000

Game

517 12/3/00 vs. Cleveland (12 punts)
491 9/20/98 vs. Baltimore (10 punts)

FEWEST PUNTING YARDS, OPPONENT**Season**

2,518 2002
2,564 1995

Game

28 12/17/95 at Detroit (1 punt)
29 10/15/95 vs. Chicago (1 punt)

MOST PUNTS, BOTH TEAMS**Season**

174 1999 (Jaguars 78, Opp. 96)
170 2005 (Jaguars 82, Opp. 88)
169 2000 (Jaguars 79, Opp. 90)

Game

18 9/20/98, Jaguars (8), vs. Baltimore (10)
18 11/14/99, Jaguars (9), vs. Baltimore (9)
18 11/16/08, Jaguars (10), vs. Tennessee (8)

FEWEST PUNTS, BOTH TEAMS**Season**

120 2007 (Jaguars 54, Opp. 66)
121 2010 (Jaguars 57, Opp. 64)
134 2008 (Jaguars 67, Opp. 67)
134 2009 (Jaguars 72, Opp. 62)

Game

2 10/15/95, Jaguars (1), vs. Chicago (1)
2 10/14/07, Jaguars (0), vs. Houston (2)
2 12/2/07, Jaguars (0), at Indianapolis (2)
2 9/19/10, Jaguars (0), at San Diego (2)

HIGHEST PUNTING AVERAGE**Season**

45.0 1998 (85 punts)
44.9 1997 (66 punts)
44.2 2002 (81 punts)

Game (minimum 4 punts)

53.8 10/19/97 at Dallas (5 punts)
53.2 9/29/02 vs. New York Jets (5 punts)

**HIGHEST PUNTING AVERAGE, OPPONENT****Season**

44.9 2009 (62 punts)
44.1 2004 (74 punts)

Game (minimum 4 punts)

57.5 11/4/01 at Tennessee (4 punts)
53.2 9/10/06 vs. Dallas (5 punts)
52.7 12/2/99 vs. Pittsburgh (6 punts)

PUNT RETURNS**MOST PUNT RETURNS****Season**

53 2005
46 2000
45 1998, 1999, 2006

Game

7 12/3/00 vs. Cleveland
7 11/13/05 vs. Baltimore
7 12/18/05 vs. San Francisco

MOST PUNT RETURN YARDS**Season**

581 1998
462 1999
415 2005

Game

134 9/13/98 vs. Kansas City
99 12/19/10 at Indianapolis
83 11/21/98 vs. New Orleans

HIGHEST PUNT RETURN AVERAGE**Season**

12.9 1998 (45 for 581 yards)
11.4 1997 (36 for 412 yards)
11.1 2002 (28 for 311 yards)
11.1 2003 (34 for 376 yards)

Game (minimum 4 returns)

24.8 12/19/10 at Indianapolis (4 for 99 yards)
20.5 9/24/95 vs. Green Bay (4 for 82 yards)
17.5 10/6/96 at New Orleans (4 for 70 yards)

MOST PUNT RETURNS, OPPONENT**Season**

45 1995
44 1996

Game

6 6 times, last 10/11/09 at Seattle

MOST PUNT RETURN YARDS, OPPONENT**Season**

478 2000
429 2004

Game

199 11/14/04 vs. Detroit
104 11/26/06 at Buffalo
102 9/7/03 at Carolina

HIGHEST PUNT RETURN AVERAGE, OPPONENT**Season**

12.6 2000 (38 for 478 yards)
11.8 2006 (29 for 343 yards)
11.3 2004 (38 for 429 yards)

Game (minimum 4 returns)

33.2 11/14/04 vs. Detroit (6 for 199 yards)
18.8 10/16/05 at Pittsburgh (5 for 94 yards)
17.4 9/23/01 vs. Tennessee (5 for 87 yards)

KICKOFF RETURNS**MOST KICKOFF RETURNS****Season**

80 2010
74 1995, 2008
67 1996, 2003

Game

9 12/17/95 at Detroit
8 11/12/95 vs. Seattle
8 12/1/02 vs. Pittsburgh

MOST KICKOFF RETURN YARDS**Season**

1,903 2010
1,678 2008
1,532 1995

Game

223 10/25/98 at Denver
209 12/17/95 at Detroit
198 12/26/99 at Tennessee

HIGHEST KICKOFF RETURN AVERAGE**Season**

23.9 2005 (50 for 1,197 yards)
23.8 2010 (80 for 1,903 yards)
23.2 2006 (49 for 1,136 yards)
22.7 2007 (49 for 1,110 yards)
22.7 2008 (74 for 1,678 yards)

Game (minimum 4 returns)

40.5 11/4/07 at New Orleans (4 for 162 yards)
36.3 10/10/10 at Buffalo (4 for 145 yards)
33.5 10/6/96 at New Orleans (4 for 134 yards)
32.6 12/12/10 vs. Oakland (5 for 163 yards)

MOST TOUCHDOWNS, KICKOFF RETURN**Game**

1 12/3/95 at Denver
1 12/7/97 vs. New England
1 12/26/99 at Tennessee
1 11/18/01 at Pittsburgh
1 11/27/05 at Arizona
1 12/10/06 vs. Indianapolis
1 11/4/07 at New Orleans

MOST KICKOFF RETURNS, OPPONENT**Season**

77 1997
76 1998

Game

9 9/10/00 at Baltimore
9 12/3/00 vs. Cleveland
9 12/10/00 vs. Arizona

MOST KICKOFF RETURN YARDS, OPPONENT**Season**

1,858 1998
1,730 1997

Game

234 12/30/07 at Houston
213 12/10/00 vs. Arizona
198 12/6/98 vs. Detroit

HIGHEST KICKOFF RETURN AVERAGE, OPPONENT**Season**

24.4 1998 (76 for 1,858 yards)
23.7 1995 (54 for 1,278 yards)
23.7 2005 (56 for 1,327 yards)

Game (minimum 4 returns)

46.8 12/30/07 at Houston (5 for 234 yards)
39.4 9/6/98 at Chicago (5 for 197 yards)
36.8 12/17/09 vs. Indianapolis (4 for 147 yards)

MOST TOUCHDOWNS, KICKOFF RETURN, OPPONENT**Game**

2 12/30/07 at Houston
1 12/10/95 vs. Indianapolis
1 9/6/98 at Chicago
1 12/23/00 at New York Giants
1 12/17/09 vs. Indianapolis

**INTERCEPTIONS****MOST INTERCEPTIONS****Season**

20 2006, 2007
19 1999, 2005

Game

4 10/31/10 at Dallas
3 18 times, last 12/6/09 vs. Houston

MOST INTERCEPTIONS, OPPONENT**Season**

21 2010
20 1996
17 2003

Game

5 10/20/96 at St. Louis
4 11/12/06 vs. Houston, 12/17/95 at Detroit,
9/19/10 at San Diego, 11/21/10 vs. Cleveland

MOST INTERCEPTION RETURN YARDS**Season**

330 1999
280 2006
237 2007

Game

110 11/5/06 vs. Tennessee (3 ints)
90 9/12/99 vs. San Francisco (3 ints)
88 9/21/08 at Indianapolis (2 ints)
72 10/5/08 vs. Pittsburgh (1 int)

MOST INTERCEPTION RETURN YARDS, OPPONENT**Season**

370 1996
299 2001
263 2010
234 2009

Game

177 10/20/96 at St. Louis (5 ints)
153 12/17/06 at Tennessee (3 ints)
132 11/22/98 at Pittsburgh (3 ints)

MOST INTERCEPTIONS RETURNED FOR A TOUCHDOWN**Season**

3 1999
2 2005, 2007, 2008

Game

1 11 times, last 10/5/08 vs. Pittsburgh

MOST INTERCEPTIONS RETURNED FOR A TOUCHDOWN, OPPONENT**Season**

3 1996, 1998

Game

2 12/17/06 at Tennessee
2 11/22/98 at Pittsburgh
1 In 14 games, last 10/24/10 at Kansas City

PENALTIES**MOST PENALTIES****Season**

127 1996
121 1995, 1998, 2005

Game

17 9/22/96 at New England (OT)
15 10/13/96 vs. New York Jets
15 10/2/05 vs. Denver

FEWEST PENALTIES**Season**

70 2009
76 2007
83 2010

Game

0 12/1/02 vs. Pittsburgh
1 5 times, last 12/27/09 at New England

MOST YARDS PENALIZED**Season**

1,006 1996, 2005
970 1995

Game

148 9/22/96 at New England
123 10/13/96 vs. New York Jets
122 11/30/97 vs. Baltimore

FEWEST YARDS PENALIZED**Season**

542 2009
594 2007

Game

0 12/1/02 vs. Pittsburgh
3 12/22/96 vs. Atlanta

MOST PENALTIES, OPPONENT**Season**

130 2005
118 2004

Game

18 1/1/06 vs. Tennessee
14 11/26/95 vs. Cincinnati
13 12/12/04 vs. Chicago

FEWEST PENALTIES, OPPONENT**Season**

64 2009
80 2006, 2008
82 2007

Game

0 12/14/97 at Buffalo
1 5 times, last 11/29/09 at San Francisco

MOST YARDS PENALIZED, OPPONENT**Season**

1,055 2005
966 2004

Game

149 10/12/05 vs. Miami
140 1/1/06 vs. Tennessee
129 11/12/95 vs. Seattle

FEWEST YARDS PENALIZED, OPPONENT**Season**

498 2009
636 2007
684 2006

Game

0 12/14/97 at Buffalo
5 12/7/08 at Chicago
5 11/29/09 at San Francisco

SACKS**MOST SACKS****Season**

57 1999
48 1997
47 2005

Game

9 11/7/99 at Atlanta
7 9/16/07 vs. Atlanta
7 11/9/08 at Detroit

MOST SACKS, OPPONENT**Season**

63 2001
57 1995

Game

8 12/9/01 at Cincinnati
8 12/16/01 at Cleveland

MOST CONSECUTIVE GAMES WITH NO SACKS ALLOWED

2 12/9/07 vs. Carolina through 12/16/07 at Pittsburgh



OPPONENT RECORDS / REGULAR SEASON

PASSING

MOST YARDS PASSING

445	Drew Brees, N.O. (11/4/07, 35 of 49)
440	Peyton Manning, Ind. (9/25/00, 23 of 36)
379	Jon Kitna, Dallas (10/31/10)
368	Peyton Manning, Ind. (10/24/04, 27 of 39)
367	Brett Favre, G.B. (12/19/04, 30 of 44)

MOST PASS ATTEMPTS

50	Vinny Testaverde, Bal. (11/24/96), Rich Gannon, K.C. (11/9/97), Shane Matthews, Was. (11/10/02), Peyton Manning, Ind. (12/10/06)
49	Dan Marino, Miami (10/12/98), Drew Brees, N.O. (11/4/07), Jon Kitna, Dallas (10/31/10)

MOST PASS COMPLETIONS

35	Drew Brees, New Orleans (11/4/07)
34	Jon Kitna, Dallas (10/31/10)
33	Peyton Manning, Indianapolis (10/3/10)
31	Vinny Testaverde, Baltimore (11/24/96)

MOST CONSECUTIVE PASS COMPLETIONS

17	Chad Henne, Miami (12/13/09)
15	Kurt Warner, Arizona (9/20/09)
14	Tom Brady, New England (12/27/09)
13	Peyton Manning, Indianapolis (12/17/09)
12	Vince Young, Tennessee (11/1/09)

MOST TOUCHDOWN PASSES

5	Steve McNair, Tennessee (12/26/99)
5	Tony Banks, Baltimore (9/10/00)
4	John Elway, Denver (12/3/95)
4	Peyton Manning, Indianapolis (9/25/00)
4	Peyton Manning, Indianapolis (12/2/07)
4	Matt Hasselbeck, Seattle (10/11/09)
4	Peyton Manning, Indianapolis (12/17/09)
4	Tom Brady, New England (12/27/09)

MOST PASSES HAD INTERCEPTED

4	Jon Kitna, Dallas (10/31/10)
3	13 times, last JaMarcus Russell, Oakland (12/23/07)

LONGEST PASS PLAYS

98t	Ryan Fitzpatrick (Buffalo) to Terrell Owens (11/22/09)
83t	Jamie Martin (St. Louis) to Kevin Curtis (10/30/05)
79t	Trent Dilfer (Tampa Bay) to Reidel Anthony (11/15/98)
77t	Brad Johnson (Washington) to Albert Connell (10/22/00)
76t	Peyton Manning (Indianapolis) to Marvin Harrison (9/25/00)

RUSHING

MOST RUSHING YARDS

228	Chris Johnson, Tennessee (11/1/09), 24 attempts
180	Arian Foster, Houston (1/2/10), 31 attempts
179	Steven Jackson, St. Louis (10/30/05), 25 attempts
176	Shawn Alexander, Seattle (10/7/01), 31 attempts
175	Chris Brown, Tennessee (9/9/07), 19 attempts
167	Eddie George, Tennessee (10/16/00), 29 attempts

MOST RUSHING ATTEMPTS

36	Terry Allen, Washington (9/28/97), 122 yards
33	Anthony Thomas, Chicago (1/6/02), 160 yards
33	Larry Johnson, Kansas City (12/31/06), 138 yards
33	Jerome Harrison, Cleveland (1/3/10), 127 yards

MOST RUSHING TOUCHDOWNS

3	Terrell Davis, Denver (10/25/98)
3	Travis Henry, Buffalo (9/14/03)
3	Larry Johnson, Kansas City (12/31/06)

LONGEST RUN FROM SCRIMMAGE

89t	Chris Johnson, Tennessee (11/1/09)
86t	Joey Galloway, Seattle (11/12/95)
76	Eddie George, Houston (9/8/96)

LONGEST TD RUNS FROM SCRIMMAGE

89	Chris Johnson, Tennessee (11/1/09)
86	Joey Galloway, Seattle (11/12/95)
52	Chris Johnson, Tennessee (11/1/09)

RECEIVING

MOST RECEPTIONS

15	Reggie Wayne, Indianapolis (10/3/10)
14	Tim Brown, Oakland (12/21/97)
14	David Boston, San Diego (10/5/03)
13	Wes Welker, New England (12/27/09)

MOST RECEIVING YARDS

211	Albert Connell, Washington (10/22/00), 7 receptions
197	Terrell Owens, Buffalo (11/22/09), 9 receptions
196	Yancey Thigpen, Pittsburgh (10/26/97), 11 receptions
196	Reggie Wayne, Indianapolis (10/3/10), 15 receptions
193	Amani Toomer, N.Y. Giants (12/23/00)

MOST RECEIVING TOUCHDOWNS

3	Curtis Conway, Chicago (10/15/95)
3	Carl Pickens, Cincinnati (12/1/96)
3	Irving Fryar, Philadelphia (10/12/97)
3	Albert Connell, Washington (10/22/00)
3	Santana Moss, Washington (10/1/06)
3	Randy Moss, New England (12/27/09)

LONGEST RECEPTIONS

98t	Terrell Owens (Buffalo) from Ryan Fitzpatrick (11/22/09)
83t	Kevin Curtis (St. Louis) from Jamie Martin (10/30/05)
79t	Reidel Anthony (Tampa Bay) from Trent Dilfer (11/15/98)
77t	Albert Connell (Washington) from Brad Johnson (10/22/00)
76t	Marvin Harrison (Indianapolis) from Peyton Manning (9/25/00)
70	Marcus Pollard (Indianapolis) from Peyton Manning (11/9/03)

**TOTAL YARDS FROM SCRIMMAGE**

	(rushing and receiving)
239	Chris Johnson, Tennessee (11/1/09), 228 rushing, 11 receiving
212	Terrell Davis, Denver (10/25/98), 136 rushing, 76 receiving
211	Albert Connell, Washington (10/22/00), 0 rushing, 211 receiving
209	Eddie George, Tennessee (10/16/00), 167 rushing, 42 receiving
209	Darren McFadden, Oakland (12/12/10), 123 rushing, 86 receiving

COMBINED YARDS

	(rushing/receiving/returns)
269	Reidel Anthony, Tampa Bay (11/15/98), 0 rushing, 126 receiving, 143 returns
257	Eddie Drummond, Detroit (11/14/04), 0 rushing, 0 receiving, 257 returns
254	Andre Davis, Houston (12/30/07), 0 rushing, 20 receiving, 234 returns
239	Chris Johnson, Tennessee (11/1/09), 228 rushing, 11 receiving

PUNTING**MOST PUNTS**

12	Chris Gardocki, Cleveland, (12/3/00), 517 yards
10	Kyle Richardson, Baltimore, (9/20/98), 491 yards
10	Chad Stanley, Houston, (12/7/03), 419 yards

HIGHEST GROSS PUNTING AVERAGE**(minimum 4 punts)**

57.5	Craig Hentrich, Tenn. (11/4/01), 4 punts
53.2	Mat McBriar, Dallas (9/10/06), 5 punts
52.7	Josh Miller, Pittsburgh (12/2/99), 6 punts

LONGEST PUNTS

80	Brian Moorman, Buff. (9/12/04), net 68
75	Josh Miller, Pittsburgh (12/2/99), net 55
75	Kyle Larson, Cincinnati (10/9/05) net 75
73	Craig Hentrich, Tenn. (11/5/06), net 73

MOST PUNTS INSIDE THE 20

5	Rich Camarillo, Hou. (9/3/95), 9 punts
5	Josh Miller, Pitt. (11/18/01), 8 punts
5	Chris Gardocki, Pitt. (9/18/06), 8 punts

PUNT RETURNS**MOST PUNT RETURNS**

6	Winslow Oliver, Carolina (9/29/96)
6	Andre Hastings, Pittsburgh (11/17/96)
6	Craig Yeast, Cincinnati (9/17/00)
6	Steve Smith, Carolina (9/7/03)
6	Eddie Drummond, Detroit (11/14/04)

MOST PUNT RETURN YARDS

199	Eddie Drummond, Detroit, (11/14/04), 6 returns
104	Roscoe Parrish, Buffalo, (11/26/06), 2 returns
102	Steve Smith, Carolina (9/7/03), 6 returns

LONGEST PUNT RETURNS

83t	Eddie Drummond, Detroit (11/14/04)
82t	Peter Warrick, Cincinnati (12/17/00)
82t	Terrence Wilkins, Ind. (9/24/06)

82t Roscoe Parrish, Buffalo (11/26/06)

HIGHEST PUNT RETURN AVERAGE**(minimum 3 returns)**

33.2	Eddie Drummond, Detroit (11/14/04), 6 for 199 yards
29.0	Peter Warrick, Cincinnati (12/17/00), 3 for 87 yards
27.3	Terrence Wilkins, Ind. (9/24/06), 3 for 82 yards

MOST FAIR CATCHES

7	Chris Carr, Tennessee (11/16/08)
3	7 times, last time, Dexter Wynn, Houston (11/12/06)

KICKOFF RETURNS**MOST KICKOFF RETURNS**

8	MarTay Jenkins, Arizona (12/10/00), 193 yards
8	Nate Jacquet, Minnesota (12/23/01), 155 yards
8	Justin Miller, New York Jets (10/8/06), 172 yards

MOST KICKOFF RETURN YARDS

234	Andre Davis, Houston (12/30/07), 5 returns
197	Glyn Milburn, Chicago (9/6/98), 5 returns
196	Adam Jones, Tennessee (11/20/05), 6 returns

MOST KICKOFF RETURN TOUCHDOWNS

2	Andre Davis, Houston (12/30/07), 97 and 104 yards
1	Aaron Bailey, Indianapolis (12/10/95), 95 yards
1	Glyn Milburn, Chicago (9/6/98), 88 yards
1	Jason Sehorn, N.Y. Giants (12/23/00), 38 yards (onside kick)
1	Chad Simpson, Indianapolis (12/17/09), 93 yards

LONGEST KICKOFF RETURNS

104t	Andre Davis, Houston (12/30/07)
97t	Andre Davis, Houston (12/30/07)
95t	Aaron Bailey, Indianapolis (12/10/95)

HIGHEST KICKOFF RETURN AVERAGE**(minimum 3 returns)**

46.8	Andre Davis, Houston (12/30/07), 5 for 234 yards
43.3	Corey Harris, Baltimore (11/28/99), 3 for 130 yards
39.4	Glyn Milburn, Chicago (9/6/98), 5 for 197 yards

INTERCEPTIONS**MOST INTERCEPTIONS**

3	Samari Rolle, Tennessee (12/26/99)
2	13 times, last T.J. Ward, Cleveland (11/21/10)

MOST INTERCEPTION RETURN YARDS

130	Dewayne Washington, Pitt. (11/22/98)
106	Anthony Parker, St. Louis (10/20/96)
97	Anthony Henry, Cleveland (12/16/01)

LONGEST INTERCEPTION RETURN

97t	Anthony Henry, Cleveland (12/16/01)
92t	Anthony Parker, St. Louis (10/20/96)
83t	Adam Jones, Tennessee (12/17/06)

INTERCEPTIONS RETURNED FOR A TD

2	Dewayne Washington, Pitt. (11/22/98)
---	--------------------------------------

**SACKS****MOST SACKS**

3.0 12 times, last Mario Williams,
Houston (12/1/08)

TACKLES**MOST TACKLES**

17 Stephen Tulloch, Tennessee (12/5/10)
15 Keith Brooking, Atlanta (12/28/03)
15 Jonathan Joseph, Cincinnati (11/2/08)
15 Jerod Mayo, New England (12/27/09)

FUMBLES**MOST FORCED FUMBLES**

2 7 times, last Chris Harris, Carolina (12/9/07)

MOST FUMBLE RECOVERIES

2 Bobby Houston, N.Y. Jets (9/17/95)
2 Samari Rolle, Tennessee (9/23/01)
2 Kimo von Oelhoffen, Pittsburgh (11/18/01)
2 Ray Lewis, Baltimore (12/28/08)

SCORING**POINTS**

19 Jeff Reed, Pittsburgh, (12/1/02), 6 FGs, 1 PAT
18 10 times, last Randy Moss, New England
(12/27/09), 3 TDs

TOUCHDOWNS

3 10 times, last Randy Moss, New England,
(12/27/09), 3 rec.

FIELD GOALS

6 Jeff Reed, Pittsburgh, (12/1/02)
5 Adam Vinatieri, N.E. (9/22/96) (OT)
5 Matt Stover, Baltimore (10/8/00)

EXTRA POINTS

6 Todd Peterson, Seattle (11/12/95)
6 Kris Brown, Houston (12/30/07)

LONGEST FIELD GOALS

*63 Jason Elam, Denver (10/25/98)
54 Ryan Longwell, Minnesota (11/23/08)
53 Al Del Greco, Houston (10/1/95)
53 Gary Anderson, Minn. (12/20/98)
* Tied NFL record

BLOCKED KICKS**MOST BLOCKED KICKS (FGs, PATs)**

1 11 times, Michael Griffin, Tennessee (11/1/09), PAT

THE LAST TIME IT HAPPENED...**OVERTIME GAME WON**

By Jaguars — Jaguars 23, St. Louis 20, 10/18/09

By Opponents — vs. Washington 20, Jaguars 17, 12/26/10

KICKOFF RETURNED FOR A TOUCHDOWN

By Jaguars — Maurice Jones-Drew (100 yards) at New Orleans, 11/4/07

By Opponents — Tyaun Hagler of Indianapolis (41 yards), 12/19/10

PUNT RETURNED FOR A TOUCHDOWN

By Jaguars — Mike Thomas (78 yards) at Indianapolis, 12/19/10

By Opponents — Leonard Little of St. Louis (36 yards), 10/18/09

INTERCEPTED PASS RETURNED FOR A TOUCHDOWN

By Jaguars — Rashean Mathis (72 yards) vs. Pittsburgh, 10/5/08

By Opponents — Derrick Johnson of Kansas City (15 yards), 10/24/10

FUMBLE RETURNED FOR A TOUCHDOWN

By Jaguars — Montell Owens (18 yards) at Cincinnati, 11/2/08

By Opponents — Abram Elam of Cleveland (18 yards), 11/21/10

BLOCKED FIELD GOAL RETURNED FOR A TOUCHDOWN

By Jaguars — Chris Hudson (58 yards) vs. Pittsburgh, 9/22/97

By Opponents — Antrel Rolle of Arizona (83 yards), 9/20/09

BLOCKED PUNT RETURNED FOR A TOUCHDOWN

By Jaguars — Alvis Whitted (24 yards) at Baltimore, 11/1/98

By Opponents — Bernard Pollard (0 yards) of Kansas City, 12/31/06

BLOCKED FIELD GOAL

By Jaguars — Gerald Sensabaugh at Detroit (Jason Hanson), 11/9/08

By Opponents — Jacob Ford of Tennessee (Josh Scobee), 12/5/10

BLOCKED PUNT

By Jaguars — Rashad Jennings at San Diego (Mike Scifres), 9/19/10

By Opponents — Bernard Pollard of Kansas City (Chris Hanson), 12/31/06

BLOCKED EXTRA POINT

By Jaguars — Tony Brackens vs. Cincinnati (Doug Pelfrey), 10/5/97

By Opponents — Michael Griffin of Tennessee (Josh Scobee), 11/1/09

SAFETY SCORED

By Jaguars — Daryl Smith vs. Chicago, 12/12/04

By Opponents — Zac Diles of Houston (tackled David Garrard in end zone), 12/6/09

SHUTOUT

By Jaguars — Jaguars 41, New York Jets 0, 10/8/06

By Opponents — at Seattle 41, Jaguars 0, 10/11/09

**100 YARDS RUSHING**

By Jaguars — Rashad Jennings at Houston (108 yards), 1/2/11

By Opponents — Arian Foster of Houston (180 yards), 1/2/11

200 YARDS RUSHING

By Jaguars — Fred Taylor at Pittsburgh (234 yards), 11/19/00

By Opponents — Chris Johnson of Tennessee (228 yards), 11/1/09

300 YARDS PASSING

By Jaguars — David Garrard vs. Houston (342 yards), 11/14/10

By Opponents — Jason Campbell of Oakland (324 yards), 12/12/10

100 YARDS RECEIVING

By Jaguars — Mike Thomas vs. Houston (149 yards), 11/14/10

By Opponents — Andre Johnson of Houston (146 yards), 11/14/10

200 YARDS RECEIVING

By Jaguars — Jimmy Smith at Baltimore (291 yards), 9/10/00

By Opponents — Albert Connell of Washington (211 yards), 10/22/00

100 YARDS RUSHING IN A HALF

By Jaguars — Maurice Jones-Drew at Tennessee (107 yards in second half), 12/5/10

By Opponents — Thomas Jones of Kansas City (107 yards in first half), 10/24/10

TWO 100-YARD RUSHERS IN SAME GAME

By Jaguars — Rashad Jennings (109 yards) and Maurice Jones-Drew (101 yards) vs. Oakland, 12/12/10

By Opponents — None

100 YARDS RECEIVING IN A HALF

By Jaguars — Mike Sims-Walker vs. Arizona (107 yards in second half), 9/20/09

By Opponents — Andre Johnson of Houston (122 yards in second half), 11/14/10

TWO 100-YARD RECEIVERS IN SAME GAME

By Jaguars — Mike Sims-Walker (120 yards) and Torry Holt (101 yards) vs. St. Louis, 10/18/09

By Opponents — Dallas Clark (105 yards) and Reggie Wayne (108 yards) of Indianapolis, 12/18/08

FOUR TOUCHDOWN PASSES

By Jaguars — David Garrard at Dallas, 10/31/10

By Opponents — Jon Kitna of Dallas, 10/31/10

THREE TOUCHDOWN PASSES

By Jaguars — David Garrard vs. Oakland, 12/12/10

By Opponents — Jon Kitna of Dallas, 10/31/10 (4)

THREE TOUCHDOWN RECEPTIONS

By Jaguars — Jimmy Smith at Baltimore, 9/10/00

By Opponents — Randy Moss of New England, 12/27/09

THREE TOUCHDOWNS RUSHING

By Jaguars — Maurice Jones-Drew vs. St. Louis, 10/18/09

By Opponents — Larry Johnson of Kansas City, 12/31/06

FIVE FIELD GOALS

By Jaguars — Josh Scobee at Buffalo, 10/10/10

By Opponents — Jeff Reed of Pittsburgh, 12/1/02 (six field goals)

THREE SACKS

By Jaguars — Paul Spicer at N.Y. Jets, 9/25/05

By Opponents — Mario Williams of Houston, 12/1/08

MISSED POINT AFTER TOUCHDOWN ATTEMPT

By Jaguars — Josh Scobee at Tennessee, 11/1/09 (blocked)

By Opponents — Rob Bironas of Tennessee, 1/1/06

TWO-POINT CONVERSION

By Jaguars — David Garrard run vs. Buffalo, 11/22/09

By Opponents — Ahmad Bradshaw of New York Giants (run), 11/28/10

MISSED TWO-POINT CONVERSION

By Jaguars — Kick aborted vs. St. Louis, 10/18/09

By Opponents — Ryan Fitzpatrick of Buffalo, pass failed, 10/10/10



JAGUARS OFFENSE YEAR-BY-YEAR

YEAR	FIRST DOWN		3RD DOWN		TOTAL OFFENSE		RUSHING		PASSING		NET	GROSS	ATT/CMP/INT.	PUNT AVG.	PENALTY YARDS	FUM. LOST	PTS.	TD	R/PS/Rt	FGs	T.O.P.		
	TOT RUN	PASS	PEN	DOWN	YARDS	PLAYS	AVG.	YARDS	AVG.	SACKS													
1995	283	100	154	29	74/205	4,495	962	4.7	1,705	410	4.2	2,790	57-354	3,144	495/275/15	82-43.8	121-970	23-13	275	31	9/19/3	20/27	28-37
1996	325	90	208	27	87/208	5,760	1,038	5.5	1,650	431	3.8	4,110	50-257	4,367	557/353/20	69-43.7	127-1,006	29-10	325	33	13/19/1	30/36	31-18
1997	308	103	187	18	82/209	5,424	998	5.4	1,720	454	3.8	3,704	40-218	3,922	504/313/9	66-44.9	110-914	17-11	394	43	20/20/3	31/36	29-40
1998	287	111	153	23	94/220	5,214	989	5.3	2,102	487	4.3	3,112	39-231	3,343	463/269/12	85-45.0	121-898	18-8	392	47	19/24/4	21/26	28-59
1999	331	116	194	21	92/230	5,586	1,085	5.1	2,091	514	4.1	3,495	36-221	3,716	535/320/11	78-41.8	90-755	18-7	396	42	20/16/6	31/38	31-57
2000	318	109	193	16	100/235	5,690	1,080	5.3	2,032	481	4.2	3,658	54-289	3,947	545/333/15	79-41.9	95-703	27-14	367	40	18/22/0	29/33	31-32
2001	289	85	181	23	70/198	4,840	969	5.0	1,600	372	4.3	3,240	63-430	3,670	534/321/14	82-43.6	97-710	29-13	294	34	11/20/3	18/28	28-01
2002	275	105	156	14	71/207	4,851	959	5.1	2,089	455	4.6	2,762	42-257	3,019	462/268/9	81-44.2	89-685	12-6	328	38	19/18/1	19/27	28-39
2003	305	118	163	24	80/216	5,358	1,024	5.2	2,073	481	4.3	3,285	28-136	3,421	515/303/17	69-41.3	108-895	27-14	276	31	13/17/1	20-33	30-09
2004	279	88	161	30	80/217	5,009	991	5.1	1,850	446	4.2	3,159	32-156	3,315	513/305/11	84-42.8	109-940	23-11	261	26	9/17/0	24-31	30-28
2005	301	97	170	34	93/225	5,149	1,021	5.0	1,959	502	3.9	3,190	32-162	3,352	487/283/6	83-42.4	121-1,006	27-11	361	42	18/21/3	23/30	31-33
2006	293	127	147	19	85/217	5,423	989	5.5	2,541	513	5.0	2,882	30-178	3,060	446/266/14	73-40.0	97-806	16-9	371	42	23/17/2	26/32	32-11
2007	328	127	180	21	100/219	5,719	1,022	5.6	2,391	522	4.6	3,328	31-167	3,495	469/288/8	54-41.6	76-594	18-13	411	50	18/28/4	21/24	32-08
2008	312	107	183	22	87/213	5,106	1,005	5.1	1,774	426	4.2	3,332	42-288	3,620	537/335/13	67-43.3	104-813	23-11	302	35	17/15/3	19/25	31-22
2009	300	114	170	16	102/226	5,385	1,010	5.3	2,029	447	4.5	3,356	44/243	3,599	519/315/10	72-41.9	70-542	26-13	290	34	19/15/0	18/28	30-08
2010	330	148	161	21	81/203	5,460	1,019	5.4	2,395	512	4.7	3,065	38/291	3,356	469/291/21	57-43.8	83-675	23-12	353	41	14/26/1	22/28	31-43



JAGUARS DEFENSE YEAR-BY-YEAR

YEAR	FIRST DOWN		3RD DOWN		TOTAL OFFENSE		RUSHING		PASSING		PUNT		PENALTY		FUM. LOST	P.S.	TD	Rm/Ps/Rt	FGs	I.O.P.			
	TOT	RUN	PASS	ATT	YDS	AVG	PLAYS	AVG	YARDS	ATT	COMP	INT	AVG	YARDS									
1995	320	121	177	22	107/222	5,515	1,030	5.4	2,003	504	4.0	3,512	17-72	3,584	509/304/13	61-42.0	102-958	22-11	404	46	17/28/1	27/31	31-23
1996	316	110	181	25	93/211	5,095	993	5.1	1,781	447	4.0	3,314	37-237	3,551	509/291/13	71-42.0	97-800	26-14	335	37	9/24/4	26/34	28-42
1997	318	107	190	21	102/226	5,238	1,035	5.1	1,734	455	3.8	3,504	48-331	3,835	532/320/14	73-41.9	90-800	26-15	318	39	12/24/3	17/25	30-20
1998	309	108	178	23	81/222	5,559	1,057	5.3	2,000	450	4.4	3,559	30-209	3,768	577/325/13	78-43.5	109-953	25-17	338	36	9/23/4	30/35	31-01
1999	248	72	159	17	72/215	4,334	951	4.6	1,444	373	3.9	2,890	57-373	3,263	521/291/19	96-41.4	93-728	31-11	217	24	6/18/0	17/18	28-03
2000	252	85	144	23	74/203	4,845	934	5.2	1,685	436	3.9	3,160	40-247	3,407	458/258/12	90-42.5	96-814	26-18	327	39	14/23/2	17/24	28-28
2001	300	89	193	18	87/227	5,070	1,056	4.8	1,611	469	3.4	3,459	43-298	3,757	544/354/12	83-40.5	96-834	28-12	286	30	15/13/2	26/35	31-59
2002	324	112	188	24	83-212	5,335	1,042	5.1	2,071	487	4.3	3,264	36-224	3,488	519/314/14	65-38.7	96-717	20-13	315	35	14/19/2	23/34	31-21
2003	276	84	172	20	92-218	4,657	976	4.8	1,406	442	3.2	3,251	24-134	3,385	510/303/15	75-41.0	103-881	26-12	331	37	13/22/2	24/27	29-51
2004	290	83	181	26	84/205	5,134	972	5.3	1,777	438	4.1	3,357	37-217	3,574	497/306/16	74-44.1	118-966	30-12	280	31	7/18/6	21-28	29-32
2005	273	79	158	36	67/205	4,655	963	4.8	1,709	434	3.9	2,946	47-277	3,223	482/285/19	88-42.8	130-1,055	21-9	269	30	4/22/4	20/27	28-27
2006	259	94	143	22	83/227	4,538	978	4.6	1,460	420	3.5	3,078	35-200	3,278	523/294/20	90-41.4	80-684	12-4	274	32	14/12/6	17/24	27-49
2007	286	92	181	13	80/201	5,021	970	5.2	1,605	390	4.1	3,416	37-244	3,660	543/319/20	66-43.5	82-636	20-10	304	35	12/20/3	18/23	27-52
2008	289	98	166	25	82-200	5,295	922	5.7	1,709	428	4.0	3,586	29-191	3,777	465/297/13	67-43.0	80-691	15-4	367	41	14/25/2	27/30	28-38
2009	307	100	191	16	94-209	5,637	982	5.7	1,863	458	4.1	3,774	14-79	3,853	510/345/15	62-44.9	64-498	22-10	380	44	12/28/4	24/28	29-52
2010	316	98	197	21	78-189	5,949	948	6.3	1,945	416	4.7	4,004	26-189	4,193	506/329/13	64-42.4	85-748	12/5	419	50	19/28/3	23/25	28-17



JAGUARS IN THE COMMUNITY



For more information about the Jaguars' and Jaguars Foundation's Community Relations programs, go to the Community and Foundation tabs at www.jaguars.com.

The Jaguars Community Relations Department works as an extension of the team to develop and implement resourceful and valuable programs that contribute directly to the Jacksonville-area community. In addition to these efforts, the Jaguars Foundation also serves as the team's vehicle of change in the city, assisting at-risk youth and families through a variety of programs, including strategic grants. Under the leadership of Delores Barr Weaver, Jaguars Foundation Chair and CEO, the Jaguars Foundation focuses on support of programs serving economically and socially disadvantaged youth and families in Jacksonville. The Foundation has awarded more than \$14 million in grants in the Jacksonville area (Baker, Clay, Duval, Nassau and St. Johns counties) since 1995.

NFL PLAY60

As part of the NFL Play60 program, the Jaguars, in partnership with the Jaguars Foundation, Baptist Health and the American Heart Association Jacksonville chapter, support the NFL PLAY60 program in sixth grade classrooms at selected schools as well as through grants to nonprofits. This awareness program includes a unique curriculum supplement designed to incorporate physical activity in classroom lessons and encourage physical activity to children in and after school.

FOOD DRIVE

Since the team's inception in 1995, the Jaguars have organized an annual holiday food drive each fall in conjunction with the Food Bank of North Florida Second Harvest and Winn-Dixie. Jaguars staff, players and coaches' wives along with players, cheerleaders and the team mascot volunteer to support this community-wide effort, which culminates with a food collection on a game day.

GATORADE JUNIOR TRAINING CAMP

The Jacksonville Jaguars Gatorade Junior Training camp is a free, year-round, grass roots program which is offered by the Jaguars for elementary school students between the ages of six and 12. This is a program which features educational benefits along with recreational opportunities that put an emphasis on fun for the day rather than winning and testing skills.

HOMETOWN HUDDLE

For more than 30 years the NFL and the United Way have partnered to help build stronger, healthier communities. Whether it's reaching out to disadvantaged youth or feeding the hungry, both are committed to raising public awareness of important social service issues. Each fall, the Jaguars partner with the United Way of Northeast Florida for a hands-on community service project called Hometown Huddle.

HOSPITAL VISITS

Jaguars players regularly make visits to Wolfson Children's Hospital to meet with kids, sign autographs and lift spirits. In 2008 the Jaguars Den was established at Wolfson Children's Hospital. The Jaguars Den is a one-of-a-kind, state of the art room for children at the hospital where areas are designated for group games, pods for semi-private conversations, and individual computer stations. Stations are equipped with a keyboard and other input devices such as drawing tablets, touch pads and joysticks, all on flexible supports that children can easily adjust for their comfort.



**JAGUARS/MORGAN
STANLEY COMMUNITY LEADER**

Since 2001 the Jaguars and Morgan Stanley have partnered for this annual award presented monthly during the NFL season to the Jaguars player who demonstrates exemplary community involvement. Previous winners were Donovan Darius, Wali Rainer, Joe Zelenka, Ernest Wilford, Maurice Williams, Scott Starks, Alvin Pearman, Mike Peterson, Mercedes Lewis and Russell Allen.

JAGUARS READERS

This is a special reading program at local elementary schools supported by Jaguars front office staff since 1997. Staff members volunteer to spend an hour each week at the school where students read some of their favorite books.

JAGUARS ROOKIE CLUB

In June of 2003 the Jaguars established the Rookie Club for all incoming rookies. Its purpose is to assist in the transition from college to the NFL, and to introduce and involve first-year players, as a group, in charitable and civic activities in the Jacksonville community.

MILITARY VISITS

Jaguars players make visits to the local military bases including the Air National Guard 125th Fighter Wing (Air Force National Guard), Mayport Naval Station and NAS JAX. On these visits players sign autographs and are given behind-the-scenes tours to help them gain an appreciation for the service men and women returning or preparing to deploy overseas.

OPERATION BLESSING

Each holiday season Jaguars players join volunteers from Wells Fargo and Winn-Dixie to off-load truckloads of groceries to be bagged and distributed. Since its inception in 1999, more than 29,000 families have been served.

**JAXSON DE VILLE
MASCOT**

NFL EXPERIENCE: This will be his 16th season

HEIGHT: 8.5 paws (about 7 feet)

WEIGHT: 403

BIRTH DATE: Not sure, but he celebrates each day as if it's his birthday. His birthplace is Jacksonville (where else would a cat have teal spots?)

HOW ACQUIRED: Was a stray cat found by Wayne Weaver during the building of EverBank Field. Some days Wayne wishes he had a dog with him that day.

FIRST APPEARANCE: August 18, 1996, Jaguars vs. 49ers preseason game

COLLEGE: Denied admission due to size, but got his MBA from an on-line college, which he uses quite often when he wants to sound important.

SEASON: Has never seen action in an NFL-sanctioned game ... Has played in several halftime games against some very tough Pop Warner teams (9- and 10-year olds) and has done quite well ... Head coach Jack Del Rio said he was "very impressed" with Jaxson during the spring...(Jaxson does some gardening work for Coach on the side)...The league still refuses to make bigger helmets so he can play ... Due to that he remains a starter at his All-Pro position, "Left Out!"

STATS: Completed his 15th straight season as "The Self-Proclaimed GREATEST MASCOT TO EVER LIVE!" ...does any other stat matter?

**SO CALL HIM TODAY FOR YOUR NEXT EVENT!**

For appearances, call (904) 633-6544 or email JAXSON@JAGUARS.COM

You can also follow Jaxson via Facebook and Twitter @JaxsonDeVille



RADIO BROADCASTERS

Brian Sexton and former Jaguars defensive end Jeff Lageman are in their ninth season together calling all Jaguars games on WOKV AM & FM (690, 106.5). Sexton, 42, called every game in the Jaguars' first 16 seasons and is one of just a handful of observers who have witnessed every Jaguars game played. Sexton anchors the Jaguars Radio Network's coverage on game day and is also the host of 'The Jack Del Rio Show' on Tuesdays and 'Jaguars This Week' on Wednesdays on WOKV. He also hosts 'The Jack Del Rio Show' and 'The Coggin Pregame Show' on Sunday mornings prior to kickoff on WTEV-TV, CBS 47.

Lageman, 44 played for the Jaguars from 1995 to '98 and was the team's first captain. He started 37 of 40 games played in the Jaguars' first four seasons, making 175 tackles and 12.5 sacks. In 10 NFL seasons, including his first six with the New York Jets, Lageman started 118 of 122 games played. He was a first-round draft choice of the Jets in 1989, the 14th player selected overall. After his retirement he joined the Jaguars' preseason TV booth as color ana-



In the Jaguars radio booth: Jeff Lageman and Brian Sexton

lyst for the 1999 to 2002 preseasons. He is a co-host of the 'Jaguars This Week' radio show along with Sexton, Tony Boselli and John Oehser on Wednesday nights on WOKV. He also serves as co-host of 'Jaguars All Access' on WTEV, CBS-47.

PRESEASON TELEVISION

The Jaguars' preseason games in 2010 will be telecast locally in Jacksonville on WTEV-TV, CBS 47, as well as in Orlando (WRBW), Gainesville (WMYG), Tallahassee (WTLX) and Savannah, Ga. (WSAV). NFL Network host/reporter Paul Burmeister calls the play-by-play for the fifth year and former Jaguars Pro Bowl tackle Tony Boselli returns for his sixth tour as the team's preseason color analyst.

Boselli was the first draft pick of the Jaguars and played in 91 games in his seven seasons in Jacksonville. He made five consecutive Pro Bowl starts and is the only former Jaguar to be inducted into the team's 'Pride of the Jaguars.'

Burmeister enters his eighth season at NFL Network as one of the NFL Network's personalities. During the NFL season he hosts "NFL Total Access" and "Around the League." Each January he anchors the networks cover-



PAUL BURMEISTER

PLAY-BY-PLAY



TONY BOSELLI

COLOR ANALYST

age from the Senior Bowl then serves as the main host of "Path to the Draft." This past spring and summer he also provided play-by-play for the network's coverage of the Arena Football League.

JAGUARS RADIO NETWORK

The Jaguars' flagship stations are WOKV AM & FM (690, 106.5). The Jaguars Radio Network extends to 10 affiliates in Florida and Georgia.

WOKV-AM & FM
WAOC-AM 1420
WELE-AM 1380
WHFX-FM 107.7
WYGM-AM 740
WIFO-FM 105.5
WMMB-AM1240 & 1350
WNFB-FM 94.3
WPSL-AM 1590
WRUF-AM 850

Jacksonville, covers the Jacksonville market
St. Augustine, covers the St. Augustine area
Ormond Beach, covers Daytona Beach
Brunswick, Ga., covers the southeast portion of Georgia
Orlando, covers central Florida
Jesup, Ga., covers east coast of Georgia
Melbourne
Lake City, covers north Florida from Georgia to Gainesville
Port St. Lucie, covers east coast from Fort Pierce to Stuart
Gainesville, cover Gainesville to Ocala

**BROADCAST LINEUP**

DAY	SHOW	TIME	STATION
Mon.	Jaguars Monday with Gene Smith	6:00 p.m.	WOKV AM 690 & FM 106.5
	Jaguars All Access	7:00 p.m.	WTEV-TV, CBS 47
Tues.	The Jack Del Rio Show	6:00 p.m.	WOKV AM 690, FM 106.5 & Jaguars Radio Network
Wed.	Jaguars This Week	6:00 p.m.	WOKV AM 690 & FM 106.5
Sun.	The Sonny's Tailgate Show	3 hours before kickoff	WOKV AM 690 & FM 106.5
	Jaguars Pregame Show	1 hour before kickoff	WOKV AM 690, FM 106.5 & Jaguars Radio Network
	The Jack Del Rio Show	11:00 a.m.	WTEV-TV, CBS 47
	Coggin Pregame Show	11:30 a.m.	WTEV-TV, CBS 47
	Winn-Dixie Postgame Show	Immediately after game	WOKV AM 690, FM 106.5 & Jaguars Radio Network
Mon.-Fri.	Southern Ford Dealers Scoreboard Show	Follows postgame show	WOKV AM 690 & FM 106.5
	The Jaguars Report	Morning Drive	Throughout the Jaguars Radio Network

THE PRIDE OF THE JAGUARS

Tony Boselli, the Jacksonville Jaguars' first-ever college draft choice, was the first member of the Jaguars franchise to be honored in The Pride of the Jaguars on October 8, 2006.

"Tony Boselli was the original Jaguar, and we are excited to recognize him," said Jaguars owner Wayne Weaver. "We are proud of Tony's contributions on the field for this organization, and we're proud of his contributions off the field for this community. We welcome the opportunity to have Jaguars fans thank Tony for what he has meant to Jacksonville and the Jaguars."

"The seven years I spent in Jacksonville as a member of the Jaguars team were truly memorable. I also would like

to thank all the Jaguars fans who made us feel so welcome when we first arrived in Jacksonville, and now that we have returned," Boselli said.

Boselli was the second player drafted overall in the 1995 college draft following an All-America career at Southern California. He started a then-team-record 90 of the 91 Jaguars games in which he played from 1995-2001 and was named to the Pro Bowl five times.

Widely considered the best offensive tackle in the game, Boselli allowed only 15.5 sacks in seven seasons and was named second team on the NFL All-Decade Team for the 1990s.





EverBank Field



The home of the Jaguars got a new name on the eve of the 2010 training camp when EverBank and the Jaguars introduced EverBank Field on July 27. One of the nation's largest privately-held bank holding companies, EverBank employs more than 2,200 workers and is headquartered in Jacksonville. The partnership included a five-year naming rights agreement.

On August 18, 1995, when the Jacksonville Jaguars played their first home preseason game in their new stadium, it marked the first time in sports history that an expansion team had played its first home game in its inaugural season in a new stadium or arena. Not only that, but it was built faster than any major-league stadium had ever been built in North America.

In the short period of 19 1/2 months, the old Gator Bowl was demolished and a new stadium arose on the shores of the St. Johns River. And, very quickly, it was called the best stadium in the country. Just before the Jaguars kicked off their first regular-season game on September 3, 1995, NBC broadcaster Don Criqui said, "There isn't a better football facility in America." In its 10th year of operation, the stadium was the host site of Super Bowl XXXIX, the biggest single-day sporting event in the world.

The stadium underwent a \$63 million renovation in preparation for Super Bowl XXXIX. Among the additions were an 800-seat Terrace Suite, a 25,000-square-foot sports bar called the Bud Light Zone, a 20,000-square-foot Sky Patio, 20 new escalators and four new elevators. A new secure perimeter fence was also installed around the stadium, along with two new state of the art scoreboards and renovations to the clubs and suites.

The practice fields that were used from 1995 through 2003 were converted into a 400,000-square-foot entertainment zone adjacent to the stadium, known as the Pepsi Plaza. For Jaguars game days, this area includes tailgate cabanas for pregame hospitality, an interactive game

area, and a stage for pregame and postgame entertainment.

EverBank Field signature features include the two Touchdown Clubs, which are located on the East and West sides of the stadium. The Touchdown Clubs and all 11,200 club seats are located at midfield, rather than being spread out horizontally through the stadium. Each Club provides more than 70,000 square feet of air-conditioned comfort with a variety of food and beverage selections. In all, 75 percent of the seats in EverBank are located on the sides, with just 25 percent behind the end zones.

EverBank Field seats 67,246, but additional temporary seats can be added behind the South End Zone — expanding the capacity to well over 82,000 — for the annual Florida-Georgia game and Super Bowl XXXIX.

STADIUM QUICK FACTS

YEAR BUILT

1995 (Underwent a \$63 million renovation in 2004)

STADIUM NAMES

EverBank Field, 2010-present
Jacksonville Municipal Stadium, 1995-96, 2007-09
Alltel Stadium, 1997-2006

JAGUARS' RECORD AT HOME

79-49 (.617) regular season, 2-1 (.667) postseason

SUPER BOWLS HOSTED

1 (Super Bowl XXXIX - Feb. 6, 2005)

SEATING

Capacity 67,246 (Can be expanded to over 82,000)

SUITES/CLUB SEATS

90 Suites/780 Terrace Seats/11,200 club seats



THE ROAR

THE ROAR

JACKSONVILLE JAGUARS CHEERLEADERS



The ROAR is an integral part of Jaguars entertainment during all home games. Under the direction of manager Christy Stechman Zynda, these professional cheerleaders captivate Jaguars fans with their explosive, high-energy routines. When not on the playing field, members of The ROAR serve as goodwill ambassadors for the Jaguars by participating in various community and charitable events nationally and internationally. These leading ladies also spend time entertaining our United States troops all over the world.

NAME	AGE	OCCUPATION	HOMETOWN	EXP
Allie	23	Student majoring in advertising	Jacksonville	3
Cara	22	Student majoring in physical therapy	St. Johns, Fla.	2
Carrie	21	Hair stylist	Jacksonville	3
Chelsea	20	Student majoring in psychology	St. Augustine, Fla.	2
Devin	22	Student	Bryceville, Fla.	5
Emily	23	Corporate receivables specialist	Savannah, Ga.	5
Erin	24	Graduate student pursuing doctorate in pharmacy	Jacksonville	2
Heather	28	Financial analyst	Jacksonville	5
Jordan	21	Student	Jacksonville	3
Kaitlin	21	Student majoring in speech pathology	St. Augustine, Fla.	1
Kaleigh	22	Hair stylist	Jacksonville	3
Kalli	18	Student	Jacksonville	1
Karen	21	Student majoring in secondary social science education	Jacksonville	1
Katie	25	Accountant	DeBary, Fla.	1
Katrina	23	Student majoring in business administration	Jacksonville	1
Kayla C.	22	Student majoring in nursing	Jacksonville	2
Kayla H.	20	Student majoring in physics	Jacksonville	3
Kelley S.	22	Student majoring in elementary education	Stafford, Va.	4
Kelli S.	22	Student majoring in elementary education	Groveport, Ohio	5
Kember	21	Dental assistant and studio owner	Jacksonville	3
Kristen	23	Student majoring in accounting and corporate finance	Jacksonville	1
La'Farrah	29	Customer care consultant	Palatka, Fla.	2
Lauren B.	22	Student majoring in elementary education	Orange Park, Fla.	2
Lauren F.	20	Student majoring in radiation therapy	Jacksonville	1
Marisa W.	19	Student majoring in elementary education	Jacksonville	1
Marissa D.	21	Student majoring in psychology	Charleston, S.C.	3
Michele	31	Graphic design and marketing consultant	Long Island, N.Y.	1
Rachael	26	Registered nurse	Henryetta, Okla.	1
Samantha	23	Student majoring in broadcast journalism	Jacksonville	4
Shenette	29	Mental health counselor	Jacksonville	3
TaJonda	27	Registered nurse	Panama City, Fla.	4



2011 NFL SCHEDULE

PRESEASON

(All times Eastern)

WEEK ONE

Thursday, Aug. 11

Jacksonville at New England	7:30
Baltimore at Philadelphia	7:30
Seattle at San Diego	8:00
Denver at Dallas	8:30
Arizona at Oakland	10:00

Friday, Aug. 12

Miami at Atlanta	7:30
Cincinnati at Detroit	7:30
Pittsburgh at Washington	7:30
Tampa Bay at Kansas City	8:00
San Francisco at New Orleans	8:00

Saturday, Aug. 13

Green Bay at Cleveland	7:30
New York Giants at Carolina	8:00
Buffalo at Chicago	8:00
Indianapolis at St. Louis	8:00
Minnesota at Tennessee	8:00

Monday, Aug. 15

New York Jets at Houston	8:00
--------------------------	------

WEEK TWO

Thursday, Aug. 18

New England at Tampa Bay	7:30
Philadelphia at Pittsburgh	8:00

Friday, Aug. 19

Washington at Indianapolis	7:00
Kansas City at Baltimore	7:30
Detroit at Cleveland	7:30
Carolina at Miami	7:30
Arizona at Green Bay	8:00
Atlanta at Jacksonville	8:00

Saturday, Aug. 20

New Orleans at Houston	8:00
Tennessee at St. Louis	8:00
Oakland at San Francisco	8:00
Buffalo at Denver	8:30
Minnesota at Seattle	10:00

Sunday, Aug. 21

Cincinnati at New York Jets	7:00
San Diego at Dallas	8:00

Monday, Aug. 22

Chicago at New York Giants	8:00
----------------------------	------

WEEK THREE

Thursday, Aug. 25

Carolina at Cincinnati	7:00
Cleveland at Philadelphia	7:30
Washington at Baltimore	8:00

Friday, Aug. 26

Miami at Tampa Bay	7:30
Green Bay at Indianapolis	8:00
St. Louis at Kansas City	8:00

Saturday, Aug. 27

Jacksonville at Buffalo	7:00
New York Jets at New York Giants	7:00
Atlanta at Pittsburgh	7:30
New England at Detroit	8:00
Dallas at Minnesota	8:00
Houston at San Francisco	8:00
Chicago at Tennessee	8:00
Seattle at Denver	9:00
San Diego at Arizona	10:00

Sunday, Aug. 28

New Orleans at Oakland	8:00
------------------------	------

WEEK FOUR

Thursday, Sept. 1

Detroit at Buffalo	6:30
Indianapolis at Cincinnati	7:00
Baltimore at Atlanta	7:30
St. Louis at Jacksonville	7:30
Dallas at Miami	7:30
New York Giants at New England	7:30
Philadelphia at New York Jets	7:30
Tampa Bay at Washington	7:30
Pittsburgh at Carolina	8:00
Cleveland at Chicago	8:00
Kansas City at Green Bay	8:00
Houston at Minnesota	8:00
Tennessee at New Orleans	8:00
Denver at Arizona	10:00
San Francisco at San Diego	10:00

Friday, Sept. 2

Oakland at Seattle	10:30
--------------------	-------

REGULAR SEASON

WEEK ONE

Thursday, Sept. 8

New Orleans at Green Bay	8:30
--------------------------	------

Sunday, Sept. 11

Pittsburgh at Baltimore	1:00
Atlanta at Chicago	1:00
Cincinnati at Cleveland	1:00
Indianapolis at Houston	1:00
Tennessee at Jacksonville	1:00
Buffalo at Kansas City	1:00
Philadelphia at St. Louis	1:00
Detroit at Tampa Bay	1:00
Carolina at Arizona	1:00
Minnesota at San Diego	4:15
Seattle at San Francisco	4:15
New York Giants at Washington	4:15
Dallas at New York Jets	8:20

Monday, Sept. 12

New England at Miami	7:00
Oakland at Denver	10:15

WEEK TWO

Sunday, Sept. 18

Oakland at Buffalo	1:00
Green Bay at Carolina	1:00
Kansas City at Detroit	1:00
Cleveland at Indianapolis	1:00
Tampa Bay at Minnesota	1:00
Chicago at New Orleans	1:00
Jacksonville at New York Jets	1:00
Seattle at Pittsburgh	1:00
Baltimore at Tennessee	1:00
Arizona at Washington	1:00
Dallas at San Francisco	4:05
Cincinnati at Denver	4:15
Houston at Miami	4:15
San Diego at New England	4:15
Philadelphia at Atlanta	8:20

Monday, Sept. 19

St. Louis at New York Giants	8:30
------------------------------	------

WEEK THREE

Sunday, Sept. 25

New England at Buffalo	1:00
Jacksonville at Carolina	1:00
San Francisco at Cincinnati	1:00
Miami at Cleveland	1:00
Detroit at Minnesota	1:00
Houston at New Orleans	1:00
New York Giants at Philadelphia	1:00
Denver at Tennessee	1:00



New York Jets at Oakland 4:05
 Baltimore at St. Louis 4:05
 Kansas City at San Diego 4:05
 Green Bay at Chicago 4:15
 Arizona at Seattle 4:15
 Atlanta at Tampa Bay 4:15
 Pittsburgh at Indianapolis 8:20

Monday, Sept. 26

Washington at Dallas 8:30

WEEK FOUR**Sunday, Oct. 2**

Carolina at Chicago 1:00
 Buffalo at Cincinnati 1:00
 Tennessee at Cleveland 1:00
 Detroit at Dallas 1:00
 Pittsburgh at Houston 1:00
New Orleans at Jacksonville 1:00
 Minnesota at Kansas City 1:00
 San Francisco at Philadelphia 1:00
 Washington at St. Louis 1:00
 New York Giants at Arizona 4:05
 Atlanta at Seattle 4:05
 Denver at Green Bay 4:15
 New England at Oakland 4:15
 Miami at San Diego 4:15
 New York Jets at Baltimore 8:20

Monday, Oct. 3

Indianapolis at Tampa Bay 8:30

WEEK FIVE

(Open dates: Baltimore, Cleveland, Dallas, Miami, St. Louis, Washington)

Sunday, Oct. 9

Philadelphia at Buffalo 1:00
 New Orleans at Carolina 1:00
 Oakland at Houston 1:00
 Kansas City at Indianapolis 1:00
Cincinnati at Jacksonville 1:00
 Arizona at Minnesota 1:00
 Seattle at New York Giants 1:00
 Tennessee at Pittsburgh 1:00
 Tampa Bay at San Francisco 4:05
 San Diego at Denver 4:15
 New York Jets at New England 4:15
 Green Bay at Atlanta 8:20

Monday, Oct. 10

Chicago at Detroit 8:30

WEEK SIX

(Open dates: Arizona, Denver, Kansas City, San Diego, Seattle, Tennessee)

Sunday, Oct. 16

Carolina at Atlanta 1:00
 Indianapolis at Cincinnati 1:00
 San Francisco at Detroit 1:00
 St. Louis at Green Bay 1:00
 Buffalo at New York Giants 1:00
Jacksonville at Pittsburgh 1:00
 Philadelphia at Washington 1:00
 Houston at Baltimore 4:05
 Cleveland at Oakland 4:05
 Dallas at New England 4:15
 New Orleans at Tampa Bay 4:15
 Minnesota at Chicago 8:20

Monday, Oct. 17

Miami at New York Jets 8:30

WEEK SEVEN

(Open dates: Buffalo, Cincinnati, New England, New York Giants, Philadelphia, San Francisco)

Sunday, Oct. 23

Washington at Carolina 1:00
 Seattle at Cleveland 1:00
 Atlanta at Detroit 1:00
 Denver at Miami 1:00
 San Diego at New York Jets 1:00

Chicago at Tampa Bay (London) 1:00
 Houston at Tennessee 1:00
 Pittsburgh at Arizona 4:05
 Kansas City at Oakland 4:05
 St. Louis at Dallas 4:15
 Green Bay at Minnesota 4:15
 Indianapolis at New Orleans 8:20

Monday, Oct. 24

Baltimore at Jacksonville 8:30

WEEK EIGHT

(Open dates: Atlanta, Chicago, Green Bay, New York Jets, Oakland, Tampa Bay)

Sunday, Oct. 30

Arizona at Baltimore 1:00
 Minnesota at Carolina 1:00
Jacksonville at Houston 1:00
 Miami at New York Giants 1:00
 New Orleans at St. Louis 1:00
 Indianapolis at Tennessee 1:00
 Washington at Buffalo (Toronto) 4:05
 Detroit at Denver 4:05
 New England at Pittsburgh 4:15
 Cleveland at San Francisco 4:15
 Cincinnati at Seattle 4:15
 Dallas at Philadelphia 8:20

Monday, Oct. 31

San Diego at Kansas City 8:30

WEEK NINE

(Open dates: Carolina, Detroit, Jacksonville, Minnesota)

Sunday, Nov. 6

New York at Buffalo 1:00
 Seattle at Dallas 1:00
 Cleveland at Houston 1:00
 Atlanta at Indianapolis 1:00
 Miami at Kansas City 1:00
 Tampa Bay at New Orleans 1:00
 San Francisco at Washington 1:00
 Denver at Oakland 4:05
 Cincinnati at Tennessee 4:05
 St. Louis at Arizona 4:15
 New York Giants at New England 4:15
 Green Bay at San Diego 4:15
 Baltimore at Pittsburgh 8:20

Monday, Nov. 7

Chicago at Philadelphia 8:30

WEEK 10**Thursday, Nov. 10**

Oakland at San Diego 8:20

Sunday, Nov. 13

New Orleans at Atlanta 1:00
 Tennessee at Carolina 1:00
 Detroit at Chicago 1:00
 Pittsburgh at Cincinnati 1:00
 St. Louis at Cleveland 1:00
 Buffalo at Dallas 1:00
Jacksonville at Indianapolis 1:00
 Denver at Kansas City 1:00
 Washington at Miami 1:00
 Arizona at Philadelphia 1:00
 Houston at Tampa Bay 1:00
 Baltimore at Seattle 4:05
 New York Giants at San Francisco 4:15
 New England at New York Jets 8:20

Monday, Nov. 14

Minnesota at Green Bay 8:30

WEEK 11

(Open dates: Houston, Indianapolis, New Orleans, Pittsburgh)

Thursday, Nov. 17

New York Jets at Denver 8:20

Sunday, Nov. 20

Tennessee at Atlanta 1:00
 Cincinnati at Baltimore 1:00
Jacksonville at Cleveland 1:00



Carolina at Detroit 1:00
 Tampa Bay at Green Bay 1:00
 Buffalo at Miami 1:00
 Oakland at Minnesota 1:00
 Dallas at Washington 1:00
 Seattle at St. Louis 4:05
 Arizona at San Francisco 4:05
 San Diego at Chicago 4:15
 Philadelphia at New York Giants 8:20

Monday, Nov. 21

Kansas City at New England 8:30

WEEK 12

Thursday, Nov. 24

Green Bay at Detroit 12:30
 Miami at Dallas 4:15
 San Francisco at Baltimore 8:20

Sunday, Nov. 27

Minnesota at Atlanta 1:00
 Cleveland at Cincinnati 1:00
 Carolina at Indianapolis 1:00
Houston at Jacksonville 1:00
 Buffalo at New York Jets 1:00
 Arizona at St. Louis 1:00
 Tampa Bay at Tennessee 1:00
 Chicago at Oakland 4:05
 Washington at Seattle 4:05
 New England at Philadelphia 4:15
 Denver at San Diego 4:15
 Pittsburgh at Kansas City 8:20

Monday, Nov. 28

New York Giants at New Orleans 8:30

WEEK 13

Thursday, Dec. 1

Philadelphia at Seattle 8:20

Sunday, Dec. 4

Tennessee at Buffalo 1:00
 Kansas City at Chicago 1:00
 Baltimore at Cleveland 1:00
 Atlanta at Houston 1:00
 Oakland at Miami 1:00
 Detroit at New Orleans 1:00
 Cincinnati at Pittsburgh 1:00
 Carolina at Tampa Bay 1:00
 New York Jets at Washington 1:00
 Denver at Minnesota 4:05
 Dallas at Arizona 4:15
 Green Bay at New York Giants 4:15
 St. Louis at San Francisco 4:15
 Indianapolis at New England 8:20

Monday, Dec. 5

San Diego at Jacksonville 8:30

WEEK 14

Thursday, Dec. 8

Cleveland at Pittsburgh 8:20

Sunday, Dec. 11

Indianapolis at Baltimore 1:00
 Atlanta at Carolina 1:00
 Houston at Cincinnati 1:00
 Minnesota at Detroit 1:00
 Oakland at Green Bay 1:00
Tampa Bay at Jacksonville 1:00
 Philadelphia at Miami 1:00
 Kansas City at New York Jets 1:00
 New Orleans at Tennessee 1:00
 New England at Washington 1:00
 San Francisco at Arizona 4:05
 Chicago at Denver 4:05
 Buffalo at San Diego 4:15
 New York Giants at Dallas 8:20

Monday, Dec. 12

St. Louis at Seattle 8:30

WEEK 15

Thursday, Dec. 15

Jacksonville at Atlanta 8:20

Dallas at Tampa Bay 8:20

Saturday, Dec. 17

Sunday, Dec. 18

Miami at Buffalo 1:00
 Seattle at Chicago 1:00
 Carolina at Houston 1:00
 Tennessee at Indianapolis 1:00
 Green Bay at Kansas City 1:00
 New Orleans at Minnesota 1:00
 Washington at New York Giants 1:00
 Cincinnati at St. Louis 1:00
 Detroit at Oakland 4:05
 Cleveland at Arizona 4:15
 New England at Denver 4:15
 New York Jets at Philadelphia 4:15
 Baltimore at San Diego 8:20

Monday, Dec. 19

Pittsburgh at San Francisco 8:30

WEEK 16

Thursday, Dec. 22

Houston at Indianapolis 8:20

Saturday, Dec. 24

Cleveland at Baltimore 1:00
 Denver at Buffalo 1:00
 Tampa Bay at Carolina 1:00
 Arizona at Cincinnati 1:00
 Oakland at Kansas City 1:00
 Miami at New England 1:00
 New York Giants at New York Jets 1:00
 St. Louis at Pittsburgh 1:00
Jacksonville at Tennessee 1:00
 Minnesota at Washington 1:00
 San Diego at Detroit 4:05
 Philadelphia at Dallas 4:15
 San Francisco at Seattle 4:15

Sunday, Dec. 25

Chicago at Green Bay 8:20

Monday, Dec. 26

Atlanta at New Orleans 8:30

WEEK 17

Sunday, Jan. 1

Tampa Bay at Atlanta 1:00
 Baltimore at Cincinnati 1:00
 Pittsburgh at Cleveland 1:00
 Detroit at Green Bay 1:00
 Tennessee at Houston 1:00
Indianapolis at Jacksonville 1:00
 New York Jets at Miami 1:00
 Chicago at Minnesota 1:00
 Buffalo at New England 1:00
 Carolina at New Orleans 1:00
 Dallas at New York Giants 1:00
 Washington at Philadelphia 1:00
 San Francisco at St. Louis 1:00
 Seattle at Arizona 4:15
 Kansas City at Denver 4:15
 San Diego at Oakland 4:15

POSTSEASON

Saturday, January 7
 AFC and NFC Wild Card Games
Sunday, January 8
 AFC and NFC Wild Card Games
Saturday, January 14
 AFC and NFC Divisional Playoffs
Sunday, January 15
 AFC and NFC Divisional Playoffs
Sunday, January 22
 AFC and NFC Championship Games
Sunday, January 29
 Pro Bowl in Hawaii
Sunday, February 5
 Super Bowl XLVI in Indianapolis



MEDIA INFORMATION

CREDENTIALS: Credential requests are honored only for working media on specific assignment for a recognized news organization or sports publication. Credentials are not issued to freelance writers or photographers unless requested by a recognized news organization or sports publication. Independent web sites cannot be credentialed. All credential requests must be submitted in writing on company letterhead to Dan Edwards, Senior Vice President of Communications and Media, Jacksonville Jaguars, One EverBank Field Drive, Jacksonville, FL 32202, or by e-mail to edwardsd@jaguars.nfl.com or by fax at (904) 633-6055. Requests must be received at least one week prior to a home game.

PARKING: Parking in lots surrounding the stadium is limited. Every effort will be made to accommodate requests for media parking passes, but parking cannot be provided for all credentialed media. The appropriate parking pass will be required for access to all stadium parking lots on game days. Television trucks which provide satellite, uplink or microwave functions will be parked in the TV truck compound near Gate 1, and a parking pass is required.

MEDIA ENTRANCE, CREDENTIAL WILL CALL: The media entrance at the stadium is Gate 1, at the southwest corner of the stadium. The appropriate game credential must be presented at the media entrance for admission to the stadium. Game credentials not picked up in advance will be available on game day at the Media Will-Call window at Gate 1. The Media Will-Call window will open three hours prior to kickoff. Parking passes will not be left at the Will-Call window.

PHOTOGRAPHERS: Sideline access for NFL games is strictly limited to photographers on assignment for a recognized news organization or sports publication. No one except network television personnel and authorized game personnel will be admitted to the field without a camera. All field photographers will be issued an NFL identification vest and must remain outside the bench areas and outside the yellow border surrounding the playing field. The photographers' check-in location is near the media entrance in the service hallway.

POSTGAME INTERVIEWS AND LOCKERROOM ACCESS: Members of the media needing to conduct postgame interviews will be given access to the Jaguars' interview room after each game, as well as the home and visiting locker rooms. Jaguars head coach Jack Del Rio conducts his postgame news conference in the team meeting room. The visiting head coach is available in a room off the visitors' locker room.

DURING THE WEEK

MEDIA WORKROOM: The media workroom is available to working media during business hours throughout the week. High speed internet access, phones, Jaguars updates, transcripts, NFL news releases and other information is provided.

JACK DEL RIO INTERVIEWS: Head coach Jack Del Rio conducts his weekly news conferences on Mondays and Wednesdays in the media workroom. Specific interview requests for Coach Del Rio and the assistant coaches must be made through the Jaguars communications department.

PLAYER INTERVIEWS: The Jaguars locker room is open to accredited media for specific interview periods during the week. Players are normally available on Mondays, Wednesdays, Thursdays and Fridays. All interviews should be arranged through the Jaguars communications department.

MEDIA WEBSITE: The Jaguars' media website can be accessed on the worldwide web at: www.jaguars.com/pr and on the NFL's Web Site at: www.nfl.com. Daily updates, transcripts, injury reports and other information is posted as well. First-time registration is required.

HOW TO REACH THE JAGUARS' COMMUNICATIONS STAFF

RYAN ROBINSON — Phone: (904) 633-6598; e-mail: robinsonr@jaguars.nfl.com

ALISA ABBOTT — Phone: (904) 633-6590; e-mail: abbotta@jaguars.nfl.com

RENZO SHEPPARD — Phone: (904) 633-6575; e-mail: sheppardr@jaguars.nfl.com

DAN EDWARDS — Phone: (904) 633-6202; e-mail: edwardsd@jaguars.nfl.com