


2016

JACKSONVILLE JAGUARS SEASON IN REVIEW



JALEN RAMSEY | CB
PFWA'S ALL-ROOKIE TEAM





Tad Dickman - Senior Manager, Public Relations • Amanda Holt - Business Public Relations Strategy Manager • Alex Brooks - Public Relations Coordinator
 Andy Esworthy - Public Relations Assistant • Gaby Moran - Public Relations Assistant • Dan Edwards - Senior Vice President, Communications

THE OVERVIEW

The Jacksonville Jaguars concluded the 2016 season with a 3-13 (.288) record, finishing fourth in the AFC South. The Jaguars went 2-6 (.250) at home, including a 2-1 (.667) record against divisional opponents and a second consecutive victory at Wembley Stadium in London (vs. IND, 30-27, Week 4).

Ten of the Jaguars' 16 regular season games were determined by seven-or-fewer points. Jacksonville joined Detroit (13, 9-4), Baltimore (12, 6-6), New Orleans (12, 4-8), the New York Giants (11, 8-4), Houston (10, 8-2), Miami (10, 8-2) and Tampa Bay (10, 6-4) as the only NFL teams to have at least 10 contests determined by seven-or-fewer points.

DEFENSE MAKES STRIDES IN 2016

In his first season as defensive coordinator, **Todd Wash** revamped the unit into the NFL's sixth-ranked defense, after finishing 24th a season ago. Jacksonville rose significantly in pass defense from 29th in 2015 to fifth this season, including the team's best opponent passing yards per game mark (215.3) since 2011 (208.8).

In 2016, Jacksonville also owned one of the top run defenses, ranking sixth in the league in opponent rushing average (3.82), trailing only the New York Jets (3.69) and Baltimore (3.72) in the AFC.

In the months of December and January, the Jaguars recorded 32 passes defended, the fourth-most in the league trailing Atlanta (39), Cincinnati (35) and Green Bay (32). Jacksonville's 32 PDs in December and January were the most in that two-month span since 2000 when passes defended became an official statistic.

PROGRESS ON OFFENSE

In 2016, the Jaguars offense owned one of the AFC's best red zone attacks, finishing fifth in red zone percentage (60.0), trailing only Tennessee (72.0), Indianapolis (66.0), Buffalo (64.8) and New England (63.3). Jacksonville's 60.0 red zone percentage was the second-best figure in a single season for the franchise since 2002 and the best in the past five seasons.

The Jaguars registered 207 passing first downs, the fourth-best in the league, trailing Indianapolis (220), San Diego (216) and Pittsburgh (211). Jacksonville's 207 passing first downs are the third-most in franchise history.

Jacksonville allowed the fewest sacks (34) in a single season since 2007 (31). The Jaguars' 34 sacks in 2016 are 17 fewer than last season (51 sacks allowed) and 37 fewer than in 2014 (71 sacks allowed).

Against the AFC South, the Jaguars averaged 25.2 points per game, tied for the second-highest average in a single season in franchise history.

SPECIAL TEAMS ACCOMPLISHMENTS

Jacksonville's kickoff unit held opponents to a 16.3-yard return avg., the second-lowest in the league (with min. 50 kickoffs). The team's 16.3 opponent kickoff return average is the best in a single season for the franchise in the past 10 years.

The Jaguars had the seventh-best gross punting average (46.6) in the NFL, trailing only Indianapolis (49.3), Oakland (48.6) and Houston (47.5) in the AFC.

The club was also one of six teams in the NFL to record a kickoff return for a TD this season when WR **Marqise Lee** registered a 100-yard kickoff return against Houston in Week 15, the Jaguars' first kickoff return for TD since 2007.

PERSONNEL CHANGES

On Jan. 9, Owner **Shad Khan** announced that former head coach **Tom Coughlin** had been hired as the team's executive vice president of football operations, **Doug Marrone** had been hired as the team's new head coach, and General Manager **David Caldwell** received a contract extension. Marrone and Caldwell both report to Coughlin, who was the Jaguars' first head coach (1995-2002) and led the team to four playoff appearances in its first five seasons. He later became a two-time Super Bowl champion with the New York Giants.

"I have confidence that one day soon we'll look back on today's news as the moment that inspired and ultimately established the Jacksonville Jaguars as a football team that wins, week to week and season to season," Khan said in a statement on Jan. 9.

"I am honored to welcome Tom Coughlin back to Jacksonville, where winning was customary under his leadership. I know he expects the same in his return to head our football operations, and that's good news for us and Jaguars fans everywhere. The extension of Dave Caldwell's contract speaks to his excellent work thus far and the continued importance of complementing our talented and promising roster. I am particularly enthused to introduce Doug Marrone as our new head coach. Doug is a strong football man in every respect and offers us qualities that will serve us well in all facets of the team, from the meeting rooms to game day and much more. The results will speak for themselves in time, but with Tom coming in to join Dave and Doug, there is no question the Jacksonville Jaguars are a stronger football team today."

TABLE OF CONTENTS

2015 SEASON IN REVIEW	
2016 Team Information	2
Marrone Notes	5
Hometown Heroes.....	6
Offensive Notes	7
Blake Bortles	8
Allen Robinson	10
Allen Hurns	12
Arrelious Benn	12
Marqise Lee	12
Mercedes Lewis.....	12
Julius Thomas.....	13
T.J. Yeldon	13
Corey Grant	13
Defensive Notes.....	14
Paul Posluszny	15
Telvin Smith	16
Malik Jackson	17
Yannick Ngakoue.....	17
Tyson Alualu.....	17
Johnathan Cyprien	18
Tashaun Gipson	18
Jalen Ramsey	18
Jarrod Wilson	18
Special Teams.....	19
Jason Myers	19
Brad Nortman	20
Marqise Lee	20
Last Time It Happened	21
Jaguars 2016 Statistics.....	23
Defensive Statistics.....	24
2016 Special Teams Statistics.....	24
Roster By Position	29
Depth Chart.....	30
How Roster Was Built	31
2016 Transactions.....	32
2016 STATISTICS	
Game-by-Game Starters	34
Game-By-Game Participation.....	35
Game-By-Game Statistics	37
Game-By-Game Defensive Stats	47
Drive Chart.....	48
Miscellaneous Stats.....	53
2016 Red Zone Efficiency.....	54
Takeaways-Turnovers	55
Scoring Drives	56
Long Plays	57
Plays of 30+ Yards.....	58
Record When.....	60
GAME SUMMARIES	
Game Summaries	60
BIOGRAPHIES	
Player Bios	69
Injured Reserve	153
Practice Squad.....	175
RECORD BOOK	
Team Records	180
Individual Records	181
Opponent Records.....	195
TEAM GAME-BY-GAME STATS	
Team Game-By-Game Stats	197
CUMULATIVE LEAGUE STATS	
Cumulative League Stats.....	220

TEAM INFORMATION



2016 SCHEDULE (3-13)

Date	Opponent	Time/Result
Sun. Sept. 11	GREEN BAY PACKERS	L, 27-23
Sun. Sept. 18	at San Diego Chargers	L, 38-14
Sun. Sept. 25	BALTIMORE RAVENS	L, 19-17
Sun. Oct. 2	INDIANAPOLIS COLTS	W, 30-27
Sun. Oct. 9	BYE WEEK	
Sun. Oct. 16	at Chicago Bears	W, 17-16
Sun. Oct. 23	OAKLAND RAIDERS	L, 33-16
Thur. Oct. 27	at Tennessee Titans	L, 36-22
Sun. Nov. 6	at Kansas City Chiefs	L, 19-14
Sun. Nov. 13	HOUSTON TEXANS	L, 24-21
Sun. Nov. 20	at Detroit Lions	L, 26-19
Sun. Nov. 27	at Buffalo Bills	L, 28-21
Sun. Dec. 4	DENVER BRONCOS	L, 20-10
Sun. Dec. 11	MINNESOTA VIKINGS	L, 25-16
Sun. Dec. 18	at Houston Texans	L, 21-20
Sat. Dec. 24	TENNESSEE TITANS	W, 38-17
Sun. Jan. 1	at Indianapolis Colts	L, 24-20

All Game Times Eastern • Bold games: HOME



2016 TEAM CAPTAINS

Third-year QB **Blake Bortles** served as the team's offensive captain for the second consecutive season. On defense, 10th-year LB **Paul Posluszny**, who has amassed 1,334 tackles in 129 career games (all starts), served as Jacksonville's defensive captain for the third consecutive season. For the special teams unit, LS **Carson Tinker** served as the captain for the first time in his career. Tinker has played in all 64 games to begin his career after signing as an undrafted free agent in 2013.



JAGUARS IN LONDON

On Aug. 21, 2012, the Jaguars made history by becoming the first NFL team to commit to playing four home games at London's historic Wembley Stadium. Jaguars Owner **Shad Khan**, along with NFL Commissioner **Roger Goodell**, declared that the Jaguars would play one game each season in the U.K. from 2013-16. On Oct. 22, 2015, the NFL announced that the deal was extended for five years and the Jaguars would play one home game per year at Wembley Stadium through 2020. To date, the Jaguars are the only NFL team to have made a yearly commitment to play one home game per year in London.

- On Friday, Jan. 20, 2017, the NFL announced that the Jaguars will host the Ravens at London's historic Wembley Stadium on Sunday, Sept. 24, 2017, in Week 3 of the 2017 NFL regular season.

- In 2016, the Jaguars defeated AFC South rival Indianapolis, 30-27, in a Week 4 matchup at Wembley Stadium, which was the team's first divisional matchup played in the U.K.

- In 2015, Jacksonville defeated Buffalo, 34-31, in Week 7 at Wembley Stadium in London, marking the club's first-ever victory on foreign soil.

JAGUARS ALL-TIME RECORD IN LONDON (2013-17 seasons)

Date	Week	Opponent	Result	Attendance
9/24/17	3	Baltimore Ravens	n/a	n/a
10/2/16	4	Indianapolis Colts	W, 30-27	83,764
10/25/15	7	Buffalo Bills	W, 34-31	84,021
11/9/14	10	Dallas Cowboys	L, 17-31	83,603
10/27/13	8	San Francisco 49ers	L, 10-42	83,559



INJURY REPORT

The Jaguars placed 14 players on Injured Reserve in 2016, including the following starters: RB **T.J. Yeldon**, DL **Jared Odrick**, OL **Luke Joeckel**, TE **Julius Thomas**, TE **Marcedes Lewis** and DT **Roy Miller III**.



2016 NFL STANDINGS

AFC East	Team	W	L	T	PF	PA	Home	Road	Div	Conf	Streak
	Patriots	14	2	0	441	250	6-2	8-0	5-1	11-1	7W
	Dolphins	10	6	0	363	380	6-2	4-4	4-2	7-5	1L
	Bills	7	9	0	399	378	4-4	3-5	1-5	4-8	2L
	Jets	5	11	0	275	409	2-6	3-5	2-4	4-8	1W

AFC North

Team	W	L	T	PF	PA	Home	Road	Div	Conf	Streak
Steelers	11	5	0	399	327	6-2	5-3	5-1	9-3	7W
Ravens	8	8	0	343	321	6-2	2-6	4-2	7-5	2L
Bengals	6	9	1	325	315	4-3-1	2-6	3-3	5-7	1W
Browns	1	15	0	264	452	1-7	0-8	0-6	1-11	1L

AFC South

Team	W	L	T	PF	PA	Home	Road	Div	Conf	Streak
Texans	9	7	0	279	328	7-1	2-6	5-1	7-5	1L
Titans	9	7	0	381	378	5-3	4-4	2-4	6-6	1W
Colts	8	8	0	411	392	4-4	4-4	3-3	5-7	1W
Jaguars	3	13	0	318	400	2-6	1-7	2-4	2-10	1L

AFC West

Team	W	L	T	PF	PA	Home	Road	Div	Conf	Streak
Chiefs	12	4	0	389	311	6-2	6-2	6-0	9-3	2W
Raiders	12	4	0	416	385	6-2	6-2	3-3	9-3	1L
Broncos	9	7	0	333	297	5-3	4-4	2-4	6-6	1W
Chargers	5	11	0	410	423	3-5	2-6	1-5	4-8	5L

NFC East

Team	W	L	T	PF	PA	Home	Road	Div	Conf	Streak
Cowboys	13	3	0	421	306	7-1	6-2	3-3	9-3	1L
Giants	11	5	0	310	284	7-1	4-4	4-2	8-4	1W
Redskins	8	7	1	396	383	4-4	4-3-1	3-3	6-6	1L
Eagles	7	9	0	367	331	6-2	1-7	2-4	5-7	2W

NFC North

Team	W	L	T	PF	PA	Home	Road	Div	Conf	Streak
Packers	10	6	0	432	388	6-2	4-4	5-1	8-4	6W
Lions	9	7	0	346	358	6-2	3-5	3-3	7-5	3L
Vikings	8	8	0	327	307	5-3	3-5	2-4	5-7	1W
Bears	3	13	0	279	399	3-5	0-8	2-4	3-9	4L

NFC South

Team	W	L	T	PF	PA	Home	Road	Div	Conf	Streak
Falcons	11	5	0	540	406	5-3	6-2	5-1	9-3	4W
Buccaneers	9	7	0	354	369	4-4	5-3	4-2	7-5	1W
Saints	7	9	0	469	454	4-4	3-5	2-4	6-6	1L
Panthers	6	10	0	369	402	4-4	2-6	1-5	5-7	2L

NFC West

Team	W	L	T	PF	PA	Home	Road	Div	Conf	Streak
Seahawks	10	5	1	354	292	7-1	3-4-1	3-2-16-5-1		1W
Cardinals	7	8	1	418	362	4-3-1	3-5	4-1-16-5-1		2W
Rams	4	12	0	224	394	1-7	3-5	2-4	3-9	7L
49ers	2	14	0	309	480	1-7	1-7	2-4	2-10	1L



2017 OPPONENTS

Jacksonville will face teams that qualified for the 2016 playoff four times in 2017: Houston (twice), Pittsburgh and Seattle.

HOME: Houston Texans*, Indianapolis Colts, Tennessee Titans, Baltimore Ravens (Wembley Stadium in London), Los Angeles Rams, Seattle Seahawks*, Los Angeles Chargers.

AWAY: Houston Texans*, Indianapolis Colts, Tennessee Titans, Cleveland Browns, Pittsburgh Steelers*, Arizona Cardinals, San Francisco 49ers, New York Jets.

TEAM INFORMATION



JAGUARS HONOR ROLL

CB JALEN RAMSEY

AFC Defensive Player of the Week (Week 16 vs. TEN)
Mel Kiper's 2016 All-Rookie Team
PFWA All-Rookie Team

DE YANNICK NGAKOUÉ

Mel Kiper's 2016 All-Rookie Team
PFWA All-Rookie Team

DT SEN'DERRICK MARKS

Ed Block Courage Award (as voted by his teammates)

QB BLAKE BORTLES

Media Good Guy Award (as voted by the Jacksonville PFWA)

TE JULIUS THOMAS

Walter Payton Man of the Year Nominee



2016 MILE MARKERS

QB BLAKE BORTLES

In his third season, broke his single-season franchise records in pass completions (368) and pass attempts (626) ... Had the third-most 300-plus yard games (five) in Jaguars single-season history ... Tied his previous career high in 2015 for the most consecutive games with multiple passing TDs (Oct. 27 - Nov. 27, 2016) in Jaguars history ... Also became the fastest player in franchise history to surpass 10,000 career passing yards (41 games), as well as the eighth-fastest player in NFL history ... Threw his 1,000th career completion in his 46th game to become the sixth-fastest player in NFL history to achieve the feat.

WR ALLEN ROBINSON

Since Week 1 of 2014, has caught a reception in 42 consecutive games, the sixth-longest streak in Jaguars history ... Also became the 20th player in the NFL to catch at least 22 TD passes through their first 42 games.

WR MARQISE LEE

Became the fourth non-QB in franchise history to throw a passing TD after completing a 21-yard TD pass to QB **Blake Bortles** in Week 16 ... Also registered a franchise record-tying 100-yard kickoff return for a TD in Week 15 ... Is one of 16 players in NFL history to record at least one receiving TD, one passing TD and one kickoff return for a TD.

TE MARCEDES LEWIS

In his 11th season, became the fourth player in Jaguars history to appear in at least 150 games (154).

LB PAUL POSLUSZNY

In his sixth season with the Jaguars, moved to second on the Jaguars all time tackles list with 918 career tackles in 84 games ... Also had 132 tackles in 2016 to mark the fifth time in the last six seasons he led the team in tackles.

LB TELVIN SMITH

In his third season, his 350 career tackles are the most ever by a Jaguars player in his first three NFL seasons.

DE YANNICK NGAKOUÉ

Set the franchise record for sacks in a season by a rookie (8.0), surpassing the mark held by **Tony Brackens** (7.0 in 1996) ... Also became one of two Jaguars players (**Jeremy Mincey**) in franchise history to register 8.0-plus sacks, four-plus forced fumbles and at least one INT in a season.

K JASON MYERS

Led the league with a 78.9 touchback percentage ... Also tied his previous career high in 2015 with 110 points, tied for the fifth-most in a single-season in franchise history.



BY THE NUMBERS

918

LB **Paul Posluszny** has recorded 918 tackles as a Jaguar, the second-most tackles in franchise history. Posluszny trails only **Daryl Smith** (1,089).

350

Through three NFL seasons, LB **Telvin Smith** has produced 350 career tackles, according to Pro Football Reference, the most by a Jaguars player in his first three seasons. S **Johnathan Cyprien** holds the second-most tackles (323) by a Jaguar in his first three seasons.

154

An 11-year veteran with the Jaguars, TE **Mercedes Lewis** has registered 154 games played, the fourth-most in Jaguars history, trailing **Brad Meester** (209), **Jimmy Smith** (171) and **Josh Scobee** (168).

78

In Week 4 against Indianapolis at Wembley Stadium, P **Brad Nortman** recorded a 78-yard punt, tied for the longest punt in the NFL this season with L.A.'s **Johnny Hekker**.

46

In the season finale at Indianapolis, QB **Blake Bortles** threw his 1,000th career completion in his 46th career game, becoming the sixth-fastest player in NFL history to achieve the feat.

42

WR **Allen Robinson** has registered 42 consecutive games with a reception, the longest streak by a player since former RB **Maurice Jones-Drew** (61 games) from 9/9/07-12/19/10. Robinson's 42-game streak is currently the sixth longest in Jaguars history.

8.0

DE **Yannick Ngakoué** set the franchise record (8.0) for sacks in a season by a rookie. The previous record holder was **Tony Brackens**, who registered 7.0 sacks in 1996.

6.5

In the season finale, DL **Malik Jackson** had 2.0 sacks against Colts' QB **Andrew Luck**, increasing his total to 6.5 on the season. This marks a new single-season career-high for sacks in a season for Jackson.

PICK-6

In Week 15 against Tennessee, CB **Jalen Ramsey** intercepted Titans QB **Matt Cassel** and returned it 30 yards for a TD in the fourth quarter. Ramsey became the first rookie in franchise history to record a pick-six and the first player since LB **Telvin Smith** on Oct. 25, 2015 (vs. BUF).

3RD

QB **Blake Bortles** ranks third in team history in passing yards (11,241), passing TDs (69) and pass completions (1,003). Bortles trails former Jaguars QBs **Mark Brunell** and **David Garrard** in all three categories.

TEAM INFORMATION



DRAFT ORDER

Pick	Team	2016 Record	W%
1.	Cleveland Browns	1-15	.063
2.	San Francisco 49ers	2-14	.125
3.	Chicago Bears	3-13	.188
4.	Jacksonville Jaguars	3-13	.188
5.	Tennessee Titans (from Rams)	9-7	.563
6.	New York Jets	5-11	.313
7.	Los Angeles Chargers	5-11	.313
8.	Carolina Panthers	6-10	.375
9.	Cincinnati Bengals	6-9-1	.406
10.	Buffalo Bills	7-9	.438
11.	New Orleans Saints	7-9	.438
12.	Cleveland Browns (from Eagles)	1-15	.063
13.	Arizona Cardinals	7-8-1	.469
14.	Philadelphia Eagles (from Vikings)	7-9	.438
15.	Indianapolis Colts	8-8	.500
16.	Baltimore Ravens	8-8	.500
17.	Washington Redskins	8-7-1	.531
18.	Tennessee Titans	9-7	.563
19.	Tampa Bay Buccaneers	9-7	.563
20.	Denver Broncos	9-7	.563
21.	Detroit Lions	9-7	.563
22.	Miami Dolphins	10-6	.625
23.	New York Giants	11-5	.688
24.	Oakland Raiders	12-4	.750
25.	Houston Texans	9-7	.563
26.	Seattle Seahawks	10-5-1	.656
27.	Kansas City Chiefs	12-4	.750
28.	Dallas Cowboys	13-3	.813
29.	Green Bay Packers	10-6	.625
30.	Pittsburgh Steelers	11-5	.688
31-32.	Atlanta and New England will depend on Super Bowl LI result		



2016 JAGUAR LEADERS

PASSING YARDS (TDs/INTs)

Blake Bortles..... 3,905 (23/16)

RUSHING YARDS (RUSH AVG.)

T.J. Yeldon..... 465 (3.6)
 Chris Ivory..... 439 (3.8)
 Blake Bortles..... 359 (6.2)
 Corey Grant..... 164 (5.1)
 Denard Robinson 144 (3.5)

RECEIVING YARDS (RECEPTIONS)

Allen Robinson 883 (73)
 Marqise Lee..... 851 (63)
 Allen Hurns..... 477 (35)
 T.J. Yeldon..... 312 (50)
 Julius Thomas 281 (30)
 Bryan Walters..... 231 (24)

POINTS

Jason Myers..... 110
 Allen Robinson 38
 Blake Bortles..... 26
 Marqise Lee..... 24
 Julius Thomas 24

INTERCEPTIONS (YARDS)

Jalen Ramsey 2 (65)
 Telvin Smith..... 2 (0)
 Tashaun Gipson 1 (30)
 Yannick Ngakoue..... 1 (9)
 Paul Posluszny..... 1 (0)

SACKS (YARDS)

Yannick Ngakoue..... 8 (-45)
 Malik Jackson..... 6.5 (-39.5)
 Dante Fowler Jr. 4 (-26.5)
 Paul Posluszny..... 1.5 (-17)

TACKLES (SOLO)

Paul Posluszny..... 132 (96)
 Johnathan Cyprien 127 (97)
 Telvin Smith..... 118 (98)
 Jalen Ramsey 65 (55)

GROSS PUNTING (NET)

Brad Nortman..... 46.6 (39.5)

FIELD GOALS (%)

Jason Myers 27/34 (79.5)



JAGUARS 2016 FINAL TEAM RANKINGS

*All based on NFL Rankings

	Jaguars
Record	3-13
Division Standing	4th (AFCS)
Turnover Margin	-16 (30th)
Offense	
Yds Per Game	334.9 (23rd)
Yds Per Play	5.09 (25th)
Points Per Game	19.9 (25th)
Possession Average	29:09 (26th)
Rushing Yds Per Game	101.9 (22nd)
Passing Yds Per Game	233.0 (20th)
Had Intercepted	16
Sacks Allowed/Yards	34/197
Fumbles/Lost	23/13
Third Down Pct.	35.3% (29th)
Red Zone TD Pct.	60.0% (11th)
Give-Aways	29
Defense	
Yds Per Game	321.7 (6th)
Yds Per Play	5.00 (3rd)
Points Per Game	25.0 (26th)
Rushing Yds Per Game	106.4 (19th)
Passing Yds Per Game	215.3 (5th)
Interceptions	7
Sacks/Yards	33/183
Opponents Fumbles/Lost	18/6
Third Down Pct.	37.1% (8th)
Red Zone TD Pct.	54.6% (T-15th)
Take-Aways	13
Special Teams	
Punt-Average Yds (Gross)	46.6
Punt-Average Yds (Net)	39.5
Punt Returns-Avg. Per	5.5
Punt Returns-Avg. Per Allowed	12.5
Kickoff Returns-Avg. Per	3.8
Kickoff Returns-Avg. Per Allowed	21.0
Field Goals Made/Attempts	27/34
Penalties	
Penalties Against/Yds	129/1,178
Opp. Penalties Against/Yd	101/948



IMPORTANT DATES

Date	Information
Feb. 5	Super Bowl LI, NRG Stadium, Houston, Texas
Feb. 15	First day for clubs to designate Franchise or Transition Players
Feb. 28-March 6	NFL Scouting Combine, Lucas Oil Stadium, Indianapolis, Indiana
March 1	Prior to 4:00 p.m., New York time, deadline for clubs to designate Franchise or Transition Players
March 7-9	Clubs are permitted to contact, and enter into contract negotiations with the certified agents of players who will become unrestricted Free Agents upon the expiration of their 2016 Player Contracts at 4:00 p.m., New York time. However, a contract cannot be executed with a new club until 4:00 p.m., New York time, on March 9
March 9	The 2017 league year and free agency period begin at 4:00 p.m., New York time
April 3	Clubs that hire a new head coach after the end of the 2016 regular season may begin offseason workout programs
April 27-29	2017 Draft, Philadelphia, Pennsylvania
May 5-8	Club may elect to hold their one three-day post-Draft rookie minicamp Friday through Sunday or Saturday through Monday
May 12-15	Club may elect to hold their one three-day post-Draft rookie minicamp Friday through Sunday or Saturday through Monday
July 15	At 4:00 p.m., New York time, deadline for any club that designated a Franchise Player to sign such player to a multiyear contract or extension. After this date, the player may sign only a one-year contract with his prior club for the 2017 season, and such contract cannot be extended until after the club's last regular season game

MARRONE NOTES

DOUG MARRONE

HEAD COACH



Doug Marrone was named the fifth head coach of the Jaguars on Jan. 9, 2017 after previously serving as the team's interim head coach for the final two games of the 2016 season. Marrone was originally hired as the team's assistant head coach-offense/offensive line coach on January 20, 2015, following a two-year stint as the head coach for the Buffalo Bills (2013-14).

In 2016, Marrone's offensive line allowed 34 sacks, 17 fewer than last season (51 sacks allowed) and 37 fewer than in 2014 (71 sacks allowed). The Jaguars' 34 sacks allowed were the fewest sacks allowed by the team since it yielded 31 sacks in 2007.

In his first season with the Jaguars in 2015, Marrone helped the offensive line provide protection for QB Blake Bortles, who set single-season franchise records with 355 completions, 606 pass attempts, 4,428 yards and 35 touchdowns. In addition, Marrone's squad blocked for rookie RB T.J. Yeldon, who accounted for 740 rushing yards and 279 receiving yards in 2015, becoming the first Jaguars rookie to surpass 1,000 scrimmage yards since Maurice Jones-Drew (1,377) in 2006. Yeldon also placed third among AFC RBs in 2016 with 84.9 scrimmage yards per game, trailing only LeSean McCoy and Chris Ivory.

Prior to joining the Jaguars, Marrone compiled a 15-17 mark at the Bills helm including a 9-7 mark in 2014, the team's most wins since 2004. He became only the third coach in Bills history to win 15 games in his first two seasons (Marv Levy, 19; Wade Phillips, 21). The Bills had six Pro Bowl selections during Marrone's two seasons.

The Bills had three different players with 60 receptions in 2014 for the first time in team history (Fred Jackson, 65; Sammy Watkins, 62; Robert Woods, 61) and the club produced six individual 100-yard receiving games. Watkins set team rookie records for receptions and receiving yards (982). The Bills ranked sixth in the NFL in 2014 with a plus-seven turnover differential.

In 2013, Marrone's offensive unit led the AFC and finished second in the NFL in rushing (144.2 avg.) while also leading the league with 95.5 pct. red zone efficiency mark. Rookie quarterback E.J. Manuel started 10 games and set team rookie records for passing touchdowns (11) and completions (180).

Prior to joining the Bills, Marrone spent four seasons (2009-12) as the head coach of his alma mater, Syracuse, where he led the program to a 21-17 record in the last three seasons. He guided the Orange to an 8-5 mark in 2010 and 2012 and both seasons culminated with a New Era Pinstripe Bowl championship. The Orange set several school records in 2012, including total yards (5,681), passing yards (3,619) and first downs (300). Marrone earned the American Football

Coaches Association (AFCA) Region 1 Coach of the Year honors in 2011 and was a finalist for the Liberty Mutual Coach of the Year Award.

Marrone spent seven seasons in the NFL (2002-08) before becoming a collegiate head coach. From 2006-08, Marrone served as the offensive coordinator for the New Orleans Saints. He directed an offense that led the NFL in total offense (391.5 avg. in 2006; 410.7 avg. in 2008) and passing yards per game (281.4 avg. in 2006; 311.1 in 2008) in two different seasons (2006-08). The Saints' offensive line held their opponents to the fewest sacks allowed in the NFL in 2006 (16) and tied for the fewest sacks in the NFL from 2006-08 with 52 despite leading the NFL with 1,868 passing attempts during that span. Quarterback Drew Brees captured the NFL passing title in 2006 (4,418 yards) and 2008 (5,069) and became just the second passer in NFL history to eclipse 5,000 passing yards (Dan Marino, 1984).

Prior to his arrival in New Orleans, the franchise had never had a 4,000-yard passer or registered more than 5,700 yards of offense. Brees eclipsed 4,000 passing yards and the offense posted more than 5,700 yards in each of Marrone's three seasons with the Saints. The Saints established a team record with an NFL-best 6,264 yards of offense in 2006, 5,780 in 2007 (4th in the NFL) and led the NFL again in 2008 with 6,571 yards.

In Marrone's first season as an NFL offensive coordinator in 2006, left tackle Jammal Brown was voted to the All-Pro team and to the Pro Bowl in his first year at the position, while guard Jahri Evans was a unanimous All-Rookie selection. The Saints ranked fourth in the NFL in 2007 for total offense and set an NFL record for completions (440) and had franchise bests for passing first downs (222), attempts (652), touchdown passes (28) and completion percentage (67.5). In 2008, the Saints led the NFL in total offense while setting team records for points (463), total yards (6,571), net passing yards (4,977), touchdowns (57) and first downs (354).

Marrone was the offensive line coach of the New York Jets from 2002-05 and the team made two postseason appearances (2002, 2004) with him on the staff. In 2004, the Jets produced the NFL's third-best rushing offense (149.3 avg.) and Curtis Martin led the NFL with 1,697 rushing yards.

Before arriving in New York, Marrone served as tight ends/tackles coach at the University of Tennessee in 2001. He spent the 2000 season at the University of Georgia as offensive line coach after spending the previous five seasons (1995-99) at Georgia Tech where he was part of three consecutive bowl appearances. He was director of football operations for the Yellow Jackets in 1995 before coaching the tight ends in 1996 and offensive line from 1997-99.

Marrone began his coaching career in 1992 at Cortland (N.Y.) State as the school's tight ends coach before having stints as the offensive line coach at U.S. Coast Guard Academy (1993) and Northeastern University in 1994. A native of Bronx, New York, Marrone was a sixth-round draft pick of the Los Angeles Raiders in 1986 and played two years in the NFL. He played with the Miami Dolphins in 1987 and with the Saints in 1989. He also had playing stints with Pittsburgh, Dallas and Minnesota before closing his career with the NFL Europe's London Monarchs from 1991-92. Marrone was a three-year letterman at Syracuse. He returned to Syracuse and graduated in 1991 with a degree in liberal arts.

Doug and his wife, Helen, have two daughters, Madeline and Annie, and a son, Mack.

JAX COACHING HISTORY

Name (Years)	W-L	W%
Doug Marrone* (2016)	1-1	.500
Gus Bradley (2013-16)	14-47	.230
Mike Mularkey (2012)	2-14	.125
Mel Tucker^ (2011)	2-3	.400
Jack Del Rio (2003-11)	68-71	.489
Tom Coughlin (1995-2002)	68-60	.531

* Marrone was interim head coach for last two games in 2016

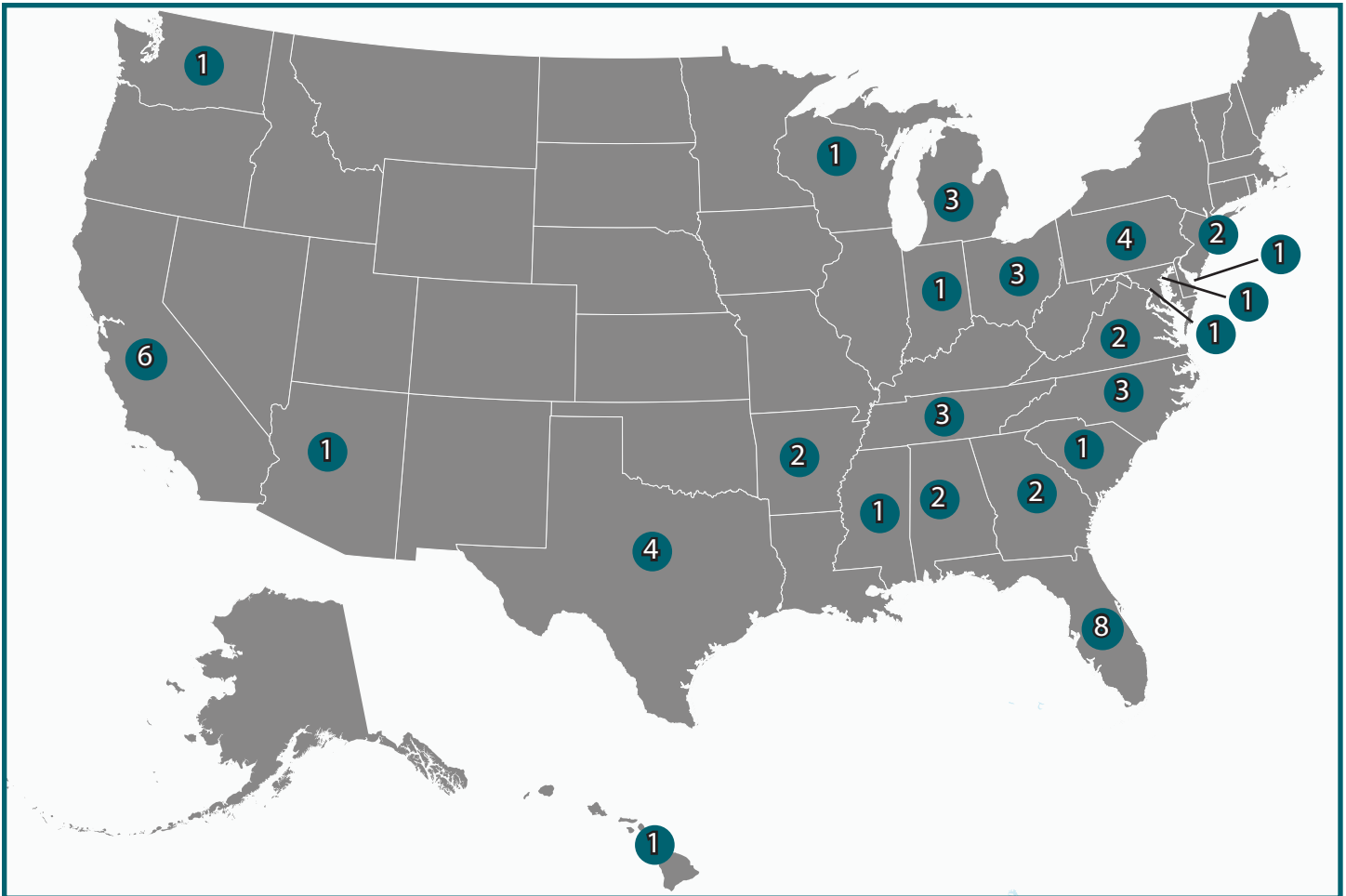
^ Tucker was interim head coach for last five games in 2011

MARRONE'S COACHING CAREER

Year	School/Team	Position
2017	Jacksonville Jaguars	Head Coach
2016	Jacksonville Jaguars	Interim Head Coach
2015-16	Jacksonville Jaguars	Asst. HC-Off./Off. Line Coach
2013-14	Buffalo Bills	Head Coach
2009-12	Syracuse	Head Coach
2006-08	New Orleans Saints	Offensive Coordinator
2002-05	New York Jets	Offensive Line Coach
2001	Tennessee	Tight Ends/Tackles Coach
2000	Georgia	Offensive Line Coach
1997-99	Georgia Tech	Offensive Line Coach
1996	Georgia Tech	Tight Ends Coach
1995	Georgia Tech	Director of Football Operations
1994	Northeastern	Offensive Line Coach
1993	U.S. Naval Academy	Offensive Line Coach
1992	SUNY Cortland	Tight Ends Coach

HOMETOWN HEROES

The Jaguars 2016 final 53-man roster represent 23 states. Below is a breakdown.



ALABAMA (2)

Corey Grant
Sen'Derrick Marks

ARKANSAS (2)

Brandon Allen
Jermei Parnell

ARIZONA (1)

Myles Jack

CALIFORNIA (6)

Marqise Lee
Peyton Thompson
Davon House
Hayes Pullard III
Malik Jackson
Jason Myers

DISTRICT OF COLUMBIA (1)

Arrelious Benn

DELAWARE (1)

Alex Ellis

FLORIDA (8)

Blake Bortles
Denard Robinson
Josh Johnson
Johnathan Cyprien
Dante Fowler Jr.
Brandon Linder
Allen Hurns
Daryl Richardson

GEORGIA (2)

Abry Jones
Telvin Smith

HAWAII (1)

Tyson Alualu

INDIANA (1)

Sheldon Day

MARYLAND (1)

Yannick Ngakoue

MASSACHUSETTS (1)

Prince Amukamara

MICHIGAN (3)

Allen Robinson
Dan Skuta
Bronson Hill

MISSISSIPPI (1)

Akeem Davis

NEW JERSEY (1)

Neal Sterling

NORTH CAROLINA (3)

Tyler Shatley
Chris Smith
Tony Washington

OHIO (3)

Jarrod Wilson
Shane Wynn
Marcus Rush

PENNSYLVANIA (4)

Chad Henne
Paul Posluszny
Ben Koyack
Jordan Hill

SOUTH CAROLINA (1)

A.J. Cann

TENNESSEE (2)

Jalen Ramsey
Carson Tinker

TEXAS (4)

Chris Ivory
Tashaun Gipson
Kelvin Beachum
Joe Banyard

VIRGINIA (2)

Josh Wells
Luke Bowanko

WASHINGTON (1)

Bryan Walters

WISCONSIN (1)

Brad Nortman

OFFENSIVE NOTES

AIM HIGH AGAINST AFC SOUTH

The Jaguars averaged 25.2 points per game against division opponents in 2016, tied for the second-highest average in single-season franchise history. The Jaguars also scored more total points against AFC South opponents than any other team in the division.

MOST POINTS PER GAME vs. AFC SOUTH, SINGLE-SEASON, FRANCHISE HISTORY

Rank	Year	Points
1.	1998	25.4
2.	2016	25.2
	2005	25.2
4.	1997	24.8
5.	2015	24.7

PASSING FIRST

In 2016, the Jaguars converted 207 passing first downs, the fourth-most in the AFC, and the third-most in single-season franchise history.

PASSING FIRST DOWNS, AFC, 2016

Rank	Team	Passing 1st Downs
1.	Indianapolis Colts	220
2.	San Diego Chargers.....	216
3.	Pittsburgh Steelers.....	211
4.	Jacksonville Jaguars	207
5.	Baltimore Ravens	206

MOST PASSING FIRST DOWNS, SINGLE-SEASON, FRANCHISE HISTORY

Rank	Year	Passing 1st Downs
1.	2015	215
2.	1996	208
3.	2016	207
4.	1999	194
5.	2000	193

RED ZONE OFFENSE

In 2016, the Jaguars registered a 60.0 red zone percentage, ranking 11th in the NFL and fifth in the AFC. It also marked the club's second-best red zone percentage in the past 15 seasons.

RED ZONE PERCENTAGE, AFC, 2016

Rank	Team	RZ%
1.	Tennessee Titans	72.0
2.	Indianapolis Colts	66.0
3.	Buffalo Bills	64.8
4.	New England Patriots.....	63.3
5.	Jacksonville Jaguars	60.0

HIGHEST JAGUARS RED ZONE PERCENTAGE, SINGLE-SEASON, 2002-PRESENT

Rank	YEAR	RZ%
1.	2010	63.0
2.	2016	60.0
3.	2005	59.2
4.	2006	57.7
5.	2007	56.9

SERVE AND PROTECT

The Jaguars offensive line was much improved in 2016. In 2016, the Jaguars gave up 34 sacks, which was 17 fewer than last season (51 sacks allowed) and 37 fewer than in 2014 (71 sacks allowed). The Jaguars' 34 sacks allowed were the fewest by the team since 2007 (31).

WEEK-BY-WEEK SACKS ALLOWED (CUMULATIVE SACKS FOR THE SEASON), 2013-PRESENT

Week	2013	2014	2015	2016
1	6 (6)	3 (3)	5 (5)	3 (3)
2	5 (11)	10 (13)	0 (5)	2 (5)
3	3 (14)	4 (17)	2 (7)	4 (9)
4	4 (18)	3 (20)	1 (8)	3 (12)
5	2 (20)	1 (21)	6 (14)	BYE (12)
6	2 (22)	6 (27)	3 (17)	2 (14)
7	6 (28)	2 (29)	2 (19)	1 (15)
8	0 (28)	4 (33)	BYE (19)	2 (17)
9	BYE (28)	2 (35)	6 (25)	2 (19)
10	3 (31)	4 (39)	3 (28)	2 (21)
11	2 (33)	BYE (39)	4 (32)	0 (21)
12	4 (37)	4 (43)	2 (34)	2 (23)
13	2 (39)	7 (50)	2 (36)	1 (24)
14	1 (40)	4 (54)	3 (39)	4 (28)
15	5 (45)	8 (62)	2 (41)	2 (30)
16	2 (47)	4 (66)	2 (43)	2 (32)
17	3 (50)	5 (71)	8 (51)	2 (34)
Season Total	50	71	51	34

ONE AND DONE

In Week 6 against Chicago, the Jaguars scored a TD with 2:49 left in the fourth quarter to win, 17-16. That marked the ninth time the Jaguars have had a one-point victory in franchise history.

JAGUARS ALL-TIME ONE-POINT VICTORIES

Date	Opponent	Result
Oct. 16, 2016	Chicago	17-16
Nov. 30, 2014	New York Giants	25-24
Oct. 28, 2007	Tampa Bay	24-23
Dec. 18, 2005	San Francisco	15-14
Sept. 19, 2004	Denver	7-6
Dec. 21, 2003	New Orleans	20-19
Sept. 9, 1998	Chicago	24-23
Aug. 31, 1997	Baltimore	28-27
Oct. 1, 1995	Houston	17-16

TOP SCORE

In Week 16, the Jaguars defeated the Titans, 38-17. The Jaguars' 38 points scored were the 15th-most points scored in a regular season game in franchise history.

MOST POINTS SCORED, SINGLE-GAME, 2013-PRESENT

Rank	Date/Opponent.....	Result
1.	Dec. 13, 2015 vs. Indianapolis	W, 51-16
2.	Dec. 23, 2007 vs. Oakland	W, 49-11
3.	Dec. 3, 2000 vs. Cleveland.....	W, 48-0
4.	Nov. 1, 1998 at Baltimore.....	W, 45-19
5.	Dec. 10, 2006 vs. Indianapolis	W, 44-17
	Dec. 10, 2000 vs. Arizona.....	W, 44-10
7.	Oct. 8, 2006 vs. New York Jets	W, 41-0
	Sept. 12, 1999 vs. San Francisco	W, 41-3
	Dec. 11, 2011 vs. Tampa Bay.....	W, 41-14
	Oct. 31, 1999 at Cincinnati.....	W, 41-0
	Nov. 21, 1999 vs. New Orleans.....	W, 41-23
12.	Sept. 7, 1997 vs. New York Giants	W, 40-13
	Jan. 1, 2006 vs. Tennessee	W, 40-13
14.	Dec. 6, 2015 at Tennessee	L, 39-42
15.	Dec. 24, 2016 vs. Tennessee	W, 38-17
	Dec. 12, 2010 vs. Oakland	W, 38-31

OFFENSIVE NOTES

BLAKE THE BUILDER

In 2016, third-year QB **Blake Bortles** threw 3,905 passing yards and 23 TDs, marking his second consecutive season with more than 3,500 passing yards and 20 TDs. Bortles is the first player in franchise history to achieve this feat.

BLAKE BORTLES CAREER STATISTICS

	G/GS	ATT	CMP	YDS	SK/YD	TD	LG	IN	RT
2014	14/13	475	280	2,908	55/345	11	63t	17	69.5
2015	16/16	606	355	4,428	51/320	35	90t	18	88.2
2016	16/16	625	368	3,905	34/197	23	51t	16	78.8
Career	46/45	1,706	1,003	11,241	140/862	69	90t	51	79.6

Single-Season Franchise Record

WHAT A CATCH!

In the first quarter in Week 16 against the Titans, QB **Blake Bortles** threw a 21-yard TD pass to WR **Marqise Lee**. Lee returned the favor in the fourth quarter when he found Bortles on a throw-back pass for a 20-yard TD. The duo became the first passer-receiver combo to throw TD passes to each other in the same game since Week 4 of the 1985 season (CHI's QB **Jim McMahon** and RB **Walter Payton**).

This marked Bortles' first receiving TD and first catch of his career. With 325 passing yards in the game, Bortles became the first player in NFL history to record 300-plus passing yards and a receiving TD in a single game.

FASTEST TO 1,000

In Week 17 vs. Indianapolis, QB **Blake Bortles** threw his 1,000th career completion in his 46th career game, becoming the sixth-fastest player in NFL history to do so.

FASTEST PLAYERS TO REACH 1,000 CAREER COMPLETIONS

Rk.	Player	Years	Games
1.	Matthew Stafford	2009-12	41
2.	Derek Carr	2014-16	45
	Kirk Cousins	2012-16	45
	Andrew Luck	2012-14	45
	Marc Bulger	2002-06	45
6.	Blake Bortles	2014-16	46
7.	Ryan Tannehill	2012-14	47
	Kurt Warner	1998-2002	47
9.	Sam Bradford	2010-13	48
	Carson Palmer	2004-07	48
	Jay Cutler	2006-09	48
	Peyton Manning	1998-2000	48
	Drew Bledsoe	1993-96	48

5 X 2

From Week 8 to Week 12, QB **Blake Bortles** registered at least two TD passes in each game, tying his own franchise record of five consecutive games with multiple TD passes (Oct. 11, 2015 – Nov. 15, 2015).

MOST CONSECUTIVE GAMES WITH MULTIPLE PASSING TOUCHDOWNS BY QBs, JAGUARS HISTORY

Rk.	Player (Dates)	Gms
1.	Blake Bortles (Oct. 27 - Nov. 27, 2016)	5
	Blake Bortles (Oct. 11 - Nov. 15, 2015)	5
3.	Chad Henne (Dec. 1 - Dec. 22, 2013)	4
	David Garrard (Dec. 2 - Dec. 23, 2007)	4

TD IN ALL 16

QB **Blake Bortles** was one of two players in the league responsible for a TD (passing/rushing/receiving) in every game in 2016. ATL's **Matt Ryan** was also responsible for at least one TD in all 16 games.

BORTLES' BROS

In Week 17 at Indianapolis, QB **Blake Bortles** completed 25 of 39 passes for 301 yards and one TD. Below are the recipients of Bortles' targeted passes throughout his career, sorted by passing yards.

BORTLES' CAREER PASSING STATS BY RECEIVER

Receivers	Cmp	Att	Comp%	PsYds	Yd/Att	PsTD	Int	PsrRt
Allen Robinson	195*	371*	52.60%	2750*	7.41	22*	16*	78.6
Allen Hurns	144	263	54.80%	2062	7.84	17	9	87.7
Marqise Lee	107	191	56.00%	1391	7.28	5	6	74.7
T.J. Yeldon	86	114	75.40%	591	5.18	2	2	85.1
Julius Thomas	76	131	58.00%	736	5.62	9	3	87.2
Bryan Walters	56	79	70.90%	599	7.58	3	0	105.4
Cecil Shorts	53	107	49.50%	557	5.21	1	4	52.6
Mercedes Lewis	46	86	53.50%	495	5.76	2	4	59
Denard Robinson	44	63	69.80%	293	4.65	0	1	73
Clay Harbor	40	55	72.70%	438	7.96*	2	2	92.8
Rashad Greene	24	43	55.80%	125	2.91	2	1	66.9
Jordan Todman	22	33	66.70%	161	4.88	0	0	78
Chris Ivory	20	28	71.40%	186	6.64	0	0	89.3
Ben Koyack	19	24	79.20%*	161	6.71	1	0	108.5*
Toby Gerhart	18	24	75.00%	180	7.5	0	1	78.5
Neal Sterling	12	16	75.00%	110	6.88	0	0	93.2
Corey Grant	6	10	60.00%	48	4.8	1	0	105.4
Will Ta'ufo'ou	6	7	85.70%	62	8.86	0	0	103.6
Ace Sanders	6	7	85.70%	55	7.86	0	0	99.4
Arrelious Benn	5	10	50.00%	116	11.6	1	0	125.4
Mike Brown	3	5	60.00%	38	7.6	0	0	83.8
Alex Ellis	3	4	75.00%	11	2.75	0	0	77.1
Bernard Pierce	3	5	60.00%	7	1.4	0	0	64.6
Nic Jacobs	3	6	50.00%	22	3.67	1	1	59
Tyson Alualu	2	3	66.70%	19	6.33	0	0	84
Tony Washington	1	1	100.00%	9	9	0	0	104.2
Jonas Gray	1	1	100.00%	4	4	0	0	83.3
Storm Johnson	1	1	100.00%	-4	-4	0	0	79.2
Shane Wynn	1	3	33.30%	19	6.33	0	0	56.3
Mickey Shuler	0	1	0.00%	0	0	0	0	39.6
Bronson Hill	0	1	0.00%	0	0	0	0	39.6
Tommy Streeter	0	1	0.00%	0	0	0	1	0
	1003	1706	58.8%	11241	6.59	69	51	79.6

Bold = Player who caught a pass in 2016

*The highs in each category
(minimum 10 completions)

FASTEST TO 10,000

Third-year QB **Blake Bortles** became the fastest player in franchise history to surpass 10,000 career passing yards after completing a 17-yard pass to first-year TE **Ben Koyack** in the third quarter of his 41st career appearance in Week 12 at Buffalo. Bortles became the eighth-fastest player in NFL history to surpass 10,000 career passing yards.

FASTEST PLAYERS TO REACH 10,000 CAREER PASSING YARDS

Rk.	Name (Team)	Years	Games
1.	Kurt Warner (STL)	1998-2001	36
2.	Matthew Stafford (DET)	2009-12	37
3.	Dan Marino (MIA)	1983-85	38
	Marc Bulger (STL)	2002-05	38
	Andrew Luck (IND)	2012-14	38
6.	Peyton Manning (IND)	1998-2000	39
7.	Kirk Cousins (WAS)	2012-16	40
8.	Blake Bortles (JAX)	2014-16	41
9.	Drew Bledsoe (N.E.)	1993-95	42
	Carson Palmer (CIN)	2004-06	42
	Jay Cutler (CHI)	2006-09	42
	Cam Newton (CAR)	2011-13	42
	Derek Carr (OAK)	2014-16	42

OFFENSIVE NOTES

MAGIC IN THE AIR

After posting 126 passing yards in Week 12 at Buffalo, QB **Blake Bortles** became the fastest player in team history to surpass 10,000 career passing yards (41 games). Below is a breakdown of the most passing yards through 46 career games by a Jaguars QB.

PASSING YARDS THROUGH 46 CAREER GAMES BY A JAGUARS QB

Rk.	Player	YEARS	YDS
1.	Blake Bortles	2014-16	11,241
2.	Mark Brunell	1995-98	10,023
3.	Byron Leftwich	2003-06	9,042

RECORD BREAKER

In 2016, QB **Blake Bortles** threw for 3,905 passing yards and 23 passing TDs, marking the third-most passing yards and tied for the second-most passing TDs in a season in franchise history. Bortles owns both franchise records following his stellar 2015 season.

MOST PASSING YARDS IN A SEASON IN FRANCHISE HISTORY

Rk.	Player (Year)	Yds
1.	Blake Bortles (2015)	4,428
2.	Mark Brunell (1996)	4,367
3.	Blake Bortles (2016)	3,905

MOST PASSING TDs IN A SEASON IN FRANCHISE HISTORY

Rk.	Player (Year)	TDs
1.	Blake Bortles (2015)	35
2.	Blake Bortles (2016)	23
	David Garrard (2010).....	23

BORTLES' COMPLETIONS AGAINST NFL

QB **Blake Bortles'** 368 completions in 2016 ranked 10th among NFL QBs, trailing only BAL's **Joe Flacco** (436) in the AFC.

MOST PASS COMPLETIONS IN 2016

Rk.	Player (Team)	Completions
1.	Drew Brees (N.O.)	471
2.	Joe Flacco (Bal.)	436
3.	Kirk Cousins (Was.)	406
4.	Aaron Rodgers (G.B.).....	401
5.	Sam Bradford (Min.).....	395
6.	Matthew Stafford (Det.).....	388
7.	Carson Wentz (Phi.)	379
8.	Eli Manning (NYG)	377
9.	Matt Ryan (Atl.)	373
10.	Blake Bortles (Jax.)	368

BORTLES SETS COMPLETIONS RECORD

QB **Blake Bortles** finished the season with 368 completions, surpassing his previous year's total (355) and breaking the single-season franchise record for completions in a single-season with 368.

MOST PASS COMPLETIONS IN A SINGLE-SEASON WITH JAGUARS

Rk.	Player (Year)	Completions
1.	Blake Bortles (2016)	368
2.	Blake Bortles (2015)	355
3.	Mark Brunell (1996)	353

BORTLES 300

Third-year QB **Blake Bortles** engineered five 300-plus-yard passing games in 2016 for the third-most in a Jaguars single season (320 vs. G.B.; 329 at S.D.; 337 at TEN; 325 vs. TEN, 301 at IND). Overall, Bortles has produced 12 300-yard performances in his 46-game NFL career, the second-most career 300-yard passing games by a Jaguars QB (**Mark Brunell**, 1995-2003 - 22 games).

MOST 300-YARD PASSING GAMES IN A SEASON WITH JAGUARS

Rk.	Player (Year)	Games
1.	Blake Bortles (2015)	6
	Mark Brunell (1996)	6
3.	Blake Bortles (2016)	5
4.	Mark Brunell (2000, '99, '97) ...	3

MOST 300-YARD CAREER PASSING GAMES WITH JAGUARS

Rk.	Player (Years)	Games
1.	Mark Brunell (1995-2003)	22
2.	Blake Bortles (2014-16)	12
3.	David Garrard (2002-10)	6
4.	Chad Henne (2012-16)	5

BORTLES MOVES INTO THIRD

QB **Blake Bortles** ranks third in Jaguars history in career pass attempts (1,706), career pass completions (1,003) and career passing yards (11,241). In 2016, Bortles broke his single-season franchise records from 2015 in pass completions (368) and pass attempts (625).

CAREER PASSING YARDS IN JAGUARS HISTORY

Rk.	Player	Yards
1.	Mark Brunell	25,698
2.	David Garrard	16,003
3.	Blake Bortles	11,241

CAREER PASS ATTEMPTS IN JAGUARS HISTORY

Rk.	Player	Att.
1.	Mark Brunell	3,616
2.	David Garrard	2,281
3.	Blake Bortles	1,706

CAREER PASS COMPLETIONS IN JAGUARS HISTORY

Rk.	Player	Comp.
1.	Mark Brunell	2,184
2.	David Garrard	1,406
3.	Blake Bortles	1,003

OFFENSIVE NOTES

CONSISTENCY IS KEY

From Week 1 to Week 12 of 2016, QB **Blake Bortles** registered 11 consecutive games with at least one passing TD, marking the fourth-longest streak in Jaguars history.

CONSECUTIVE GAMES WITH TD PASS, JAGUARS HISTORY

Rk.	Player (Dates)	Games
1.	Blake Bortles (Sept. 13-Dec. 27, 2015)	15
2.	Mark Brunell (Oct. 7, 2001-Sept. 15, 2002)	14
3.	Byron Leftwich (Nov. 30, 2003-Oct. 24, 2004)	12
4.	Blake Bortles (Sept. 11-Nov. 27, 2016)	11
5.	Mark Brunell (Oct. 22-Dec. 23, 2000)	9

TWICE AS NICE

QB **Blake Bortles** produced 3,905 passing yards, 23 passing TDs and 359 rushing yards in 2016, making him one of three QBs in NFL history to throw over 3,900 passing yards, 20-plus passing TDs and rush for more than 300 yards in a single season, joining IND's **Andrew Luck** and G.B.'s **Aaron Rodgers**. Dating back to 2015 (4,428 passing yards, 35 passing TDs and 310 rushing yards), Bortles became the second player in the NFL to register 3,900-plus passing yards, throw 20-plus passing TDs and rush for 300-plus yards in consecutive seasons.

3,900+ PASSING YARDS, 20+ PASSING TDs & 300+ RUSHING YARDS IN CONSECUTIVE SEASONS IN NFL HISTORY

Name	Seasons	Age	Total Pass Yds	Total Pass TDs	Total Rush Yds
Blake Bortles	2015-16	24	8,333	58	669
Aaron Rodgers	2009-10	27	8,356	58	672

THE RUNNING MAN

Since 2014, QB **Blake Bortles** has a 6.55-yard rushing avg., the highest among all QBs in the NFL with a minimum of 100 attempts. In 2016, Bortles totaled 359 yards on 58 carries (6.19 rushing avg.), including three TDs.

MOST YARDS PER CARRY BY A QUARTERBACK, NFL, 2014-PRESENT (min. 100 attempts)

Rk.	Player	Att.	Rushing Avg.
1.	Blake Bortles	166	6.55
2.	Colin Kaepernick	218	6.25
3.	Aaron Rodgers	168	5.85
4.	Russell Wilson	293	5.67
5.	Tyrod Taylor	203	5.64

RUN, RUN, RUN AS FAST AS YOU CAN

In Week 12 at Buffalo, QB **Blake Bortles** registered a career-high with 81 rushing yards on eight carries (10.1 avg.). Bortles' 81 rushing yards were the most by a QB in a game in Jaguars history.

MOST RUSHING YARDS BY A JAGUARS QB IN A GAME

Rk.	Player	Date	Rushing Yards
1.	Blake Bortles	11/27/16	81
2.	David Garrard	10/13/02	71
3.	Blake Bortles	11/30/14	68

RUNNING ALL THE WAY

QB **Blake Bortles'** 22-yard rushing TD against the Broncos in Week 13 was the fourth-longest rushing TD by a Jaguars QB in franchise history.

LONGEST RUSHING TD BY A JAGUARS QB

Rk.	Player	Year (Opp.)	TD Yards
1.	David Garrard	2002 (TEN)	41
2.	Mark Brunell	1995 (CLE)	27
3.	David Garrard	2010 (IND)	25
4.	Blake Bortles	2016 (DEN)	22

LETTING IT FLY

QB **Blake Bortles** has thrown for multiple TDs 19 times dating back to 2015, including eight times in 2016, tied for the fourth-most in the NFL among active QBs over the past two seasons. Bortles' 11 multi-TD games in 2015 were the most such games in Jaguars single-season history.

MOST GAMES WITH MULTIPLE PASSING TOUCHDOWNS BY QBs, NFL, 2015-PRESENT

Rk.	Player (Team)	Gms	TDs
1.	Aaron Rodgers (G.B.)	22	60
2.	Tom Brady (N.E.)	21	58
	Philip Rivers (S.D.)	21	54
4.	Blake Bortles (Jax.)	19	48
	Drew Brees (N.O.)	19	59
	Eli Manning (NYG)	19	54
	Carson Palmer (Ari.)	19	50
	Derek Carr (Oak.)	19	52

GOAL-TO-GO GUY

Since 2015, QB **Blake Bortles** has 27 goal-to-go TD throws, tied for the fourth-most in the NFL behind G.B.'s **Aaron Rodgers** (29), DET's **Matthew Stafford** (30) and N.O.'s **Drew Brees** (28). In 2016, Bortles had 10 goal-to-go TD throws.

GOAL-TO-GO PASSING TOUCHDOWNS, NFL, 2015-PRESENT

Rk.	Player	TEAM	TDs
1.	Aaron Rodgers	G.B.	32
2.	Matthew Stafford	DET	31
3.	Drew Brees	N.O.	29
4.	Blake Bortles	JAX	27
	Matt Ryan	ATL	27

UNDER HACKETT'S CONTROL

After **Nathaniel Hackett** took over as the offensive coordinator and play-caller in Week 9 at Kansas City, the Jaguars improved in a number of vital offensive categories, including rushing yards per game (30th to fifth), goal-to-go efficiency (15th to fourth) and red zone efficiency (16th to fifth).

RANKING BREAKDOWNS

Statistics	Rankings Wk 1-8	Rankings Wk 9-16	Overall Rankings
Yards/game	26 (330.6)	18 (338.3)	23 (334.9)
Rushing yards/game	30 (72.6)	5 (124.8)	22 (101.9)
Third down percentage	32 (30.3%)	21 (38.6%)	29 (35.3%)
Redzone efficiency	16 (54.5%)	5 (66.7%)	11 (60.0%)
Goal-to-go efficiency	15 (75.0%)	4 (85.7%)	9 (79.0%)
Time of possession	30 (27:01)	12 (30:47)	25 (29:06)

RED ZONE ROBINSON

Since 2015, WR **Allen Robinson** has registered the most red zone receiving TDs (18) in the NFL, including six in 2016. In 2015, Robinson tied for the most red zone TD receptions (12) since N.E.'s **Randy Moss** (14) in 2007. Robinson is one of only five NFL players to post at least 12 red zone receiving TDs in a single season since at least 2001.

MOST RED ZONE RECEIVING TDs, NFL, 2015-Present

Rk.	Player (Team)	RZ TDs
1.	Allen Robinson (JAX)	18
2.	Tyler Eifert (CIN)	16
3.	Jordan Reed (WAS).....	15
4.	Eric Decker (NYJ).....	12
	Brandon Marshall (NYJ)	12
	Doug Baldwin (N.O.).....	12
	Antonio Brown (Pit.).....	12
	Antonio Gates (S.D.)	12

OFFENSIVE NOTES

THE CONSISTENT RECEIVER

Since Week 1 of 2014, WR **Allen Robinson** has caught a reception in 42 consecutive games, the longest streak by a player since former RB **Maurice Jones-Drew** (61 games) from 9/9/07 - 12/19/10. Robinson's 42-game streak is currently the sixth-longest in Jaguars history. Robinson joins **Jimmy Smith** (twice), **Keenan McCardell** (twice) and Jones-Drew as the only players in Jaguars history to catch a pass in 40 or more consecutive games.

CONSECUTIVE GAMES WITH RECEPTION IN JAGUARS HISTORY

Rank	Player (Date)	Games
1.	Jimmy Smith (Oct. 29, 1995-Dec. 17, 2000)	86
2.	Jimmy Smith (Sept. 9, 2001-Jan. 1, 2006)	76
3.	Maurice Jones-Drew (Dec. 10, 2006-Dec. 19, 2010)	65
4.	Keenan McCardell (Dec. 28, 1998-Jan. 6, 2002)	49
5.	Keenan McCardell (Sept. 1, 1996-Dec. 13, 1998)	45
6.	Allen Robinson (Sept. 7, 2014-Jan. 1, 2017)	42

A-ROB'S 100 IN A HALF

WR **Allen Robinson** registered 103 receiving yards in the first half against Tennessee in Week 16, marking the third time in his career in which he's posted 100-plus receiving yards in a half (149, second half at N.O., 12/27/15; 145, first half vs. MIA, 9/20/15). Robinson is one of seven Jaguars to have multiple games with 100-plus receiving yards in a half and just the second player with three or more.

MULTIPLE 100-PLUS RECEIVING YARDS IN A HALF IN JAGUARS HISTORY

Rk.	Player	Games with 100-yds in a Half
1.	Jimmy Smith	11
2.	Allen Robinson	3
3.	Allen Hurns	2
	Justin Blackmon	2
	Cecil Shorts	2
	Mike Sims-Walker	2
	Keenan McCardell	2

Since 2015, Robinson is one of 13 players in the NFL who have registered three or more games with 100-plus receiving yards in a half.

MULTIPLE 100-PLUS RECEIVING YARDS IN A HALF, NFL, 2015-PRESENT

Rk.	Player (Team)	Games with 100-yds in a Half
1.	Julio Jones (Atl.)	7
2.	Antonio Brown (Pit.)	6
3.	A.J. Green (Cin.)	5
4.	T.Y. Hilton (Ind.)	4
	Amari Cooper (Oak.)	4
	Doug Baldwin (Sea.)	4
7.	Allen Robinson (Jax.)	3
	Odell Beckham Jr. (NYG)	3
	Brandin Cooks (N.O.)	3
	DeAndre Hopkins (Hou.)	3
	Demaryius Thomas (Den.)	3
	Greg Olson (Car.)	3
	Sammy Watkins (Buf.)	3

DYNAMIC DUO

Since Week 1 of the 2015 season, WRs **Allen Robinson** and **Allen Hurns** have become one of the top receiving duos in the NFL, as they have the most combined TDs (33) among receiving duos over that span.

MOST COMBINED RECEIVING TDs, NFL, 2015 to PRESENT

Rank	Players	Team	Yards	TDs
1.	Allen Robinson, Allen Hurns	JAX	3,791	33
2.	A.J. Green, Tyler Eifert	CIN	3,270	32
3.	Odell Beckham Jr., Sterling Shepard	NYG	3,500	31
	Brandon Marshall, Eric Decker	NYJ	3,511	31

A-ROB THROUGH 42

With 22 career receiving TDs, WR **Allen Robinson** is the 20th player in the past 25 years to catch at least 22 TD passes through his first 42 career games. Jaguars TE **Julius Thomas** ranks fifth among the group after hauling in 26 TDs in his first 42 games.

MOST RECEIVING TDs THROUGH 42 CAREER GAMES, NFL, 1991-PRESENT

Rk.	Player (Year)	Rec.	Yds.	TDs
1.	Randy Moss (1998-2000)	202	3,646	37
2.	Rob Gronkowski (2010-12)	185	2,621	37
3.	Odell Beckham Jr. (2014-16)	283	4,078	35
4.	Dez Bryant (2010-12)	196	2,800	27
5.	Julius Thomas (2011-14)	129	1,449	26
6.	Mike Evans (2015-16)	218	3,315	25
7.	Antonio Freeman (1995-97)	159	2,543	25
8.	Marques Colston (2006-08)	218	3,030	25
9.	Braylon Edwards (2005-07)	173	2,685	25
10.	Jimmy Graham (2010-12)	189	2,320	24
11.	A.J. Green (2011-13)	229	3,427	24
12.	Antonio Gates (2003-05)	181	2,350	24
13.	Greg Jennings (2006-08)	173	2,743	24
14.	Hakeem Nicks (2009-11)	202	3,034	24
15.	Victor Cruz (2010-13)	208	3,219	23
16.	Julio Jones (2011-14)	227	3,471	23
17.	Isaac Bruce (1994-96)	215	3,257	22
18.	Larry Fitzgerald (2004-06)	217	2,932	22
19.	Mike Wallace (2009-11)	152	2,935	22
20.	Allen Robinson (2014-16)	201	2,831	22

A-ROB'S MULTIPLE TD GAMES

WR **Allen Robinson** has caught multiple TDs in a single game four times over the past two seasons, tied for the sixth-most in the NFL since 2015. In Week 3 vs. Baltimore, Robinson caught a three-yard TD pass and a one-yard TD pass from QB **Blake Bortles** marking his only multiple TD game of the 2016 season.

MULTIPLE RECEIVING TOUCHDOWNS IN A SINGLE GAME, NFL, 2015-PRESENT

Rk.	Player (Team)	Games	TDs
1.	Antonio Brown (Pit.)	6	13
	Jordan Reed (Was.)	6	12
3.	Doug Baldwin (Sea.)	5	13
	Odell Beckham Jr. (NYG)	5	11
	Tyler Eifert (Cin.)	5	11
6.	Allen Robinson (Jax.)	4	9
	Ted Ginn (Car.)	4	8
	Larry Fitzgerald (Ari.)	4	9
	Brandin Cooks (N.O.)	4	8

20 TOUCHDOWNS AND COUNTING

Since the start of 2015, WR **Allen Robinson** has caught 20 receiving TDs, the fourth-most in the NFL over that span. Robinson's franchise-record 14 receiving TDs in 2015 tied SEA's **Doug Baldwin** and NYJ's **Brandon Marshall** for the most in the NFL.

MOST RECEIVING TOUCHDOWNS, NFL, 2015 to PRESENT

Rk.	Player (Team)	TDs
1.	Odell Beckham Jr. (NYG)	23
2.	Antonio Brown (Pit.)	22
3.	Doug Baldwin (Sea.)	21
4.	Allen Robinson (Jax.)	20

OFFENSIVE NOTES

DOUBLE A'S

WRs **Allen Hurns** (14.6) and **Allen Robinson** (14.1) rank first and third, respectively, in Jaguars history for career yards-per-catch (min. 100 receptions).

MOST YARDS PER RECEPTION IN JAGUARS HISTORY (min. 100 receptions)

Rk.	Player (Year)	Avg.	Rec.	Yds.
1.	Allen Hurns (2014-16)	14.6	150	2,185
2.	Jimmy Smith (1995-2005)	14.3	862	12,287
3.	Allen Robinson (2014-16)	14.1	201	2,831
4.	Ernest Wilford (2004-10)	13.9	153	2,120
5.	Mike Sims-Walker (2008-11)	13.5	107	1,442

HURNS IN TOP-10 AMONG UDFA WRs

WR **Allen Hurns** completed his third season in the NFL as an undrafted player in 2016. Below is where Hurns ranks among undrafted WRs through the first three seasons in receiving yards (10th), receiving touchdowns (tied seventh) and receptions (10th):

RECEIVING YARDS THROUGH THREE SEASONS BY UDFA WRs

Rk	Player (Years)	Yards
9.	Drew Pearson (1973-75)	2,297
10.	Allen Hurns (2014-16)	2,185
11.	Alfred Jenkins (1975-77)	2,154

TOUCHDOWNS THROUGH THREE SEASONS BY UDFA WRs

Rk	Player (Years)	TDs
5.	Bobby Johnson (1984-86)	20
	Stephone Paige (1983-85)	20
7.	Allen Hurns (2014-16)	19
	Victor Cruz (2010-13)	19
	Oronde Gadsden (1998-2000)	19

RECEPTIONS THROUGH THREE SEASONS BY UDFA WRs

Rk	Player (Years)	Recs
9.	Oronde Gadsden (1998-2000)	152
10.	Allen Hurns (2014-16)	150
11.	Bill Groman (1960-62)	143

ABOVE AVERAGE

WR **Allen Hurns** has posted a 15.23-yard receiving average since 2015, the NFL's fourth-highest mark among active players with at least 90 receptions over the last two seasons.

MOST YARDS PER RECEPTION, NFL, ACTIVE PLAYERS, 2015-PRESENT (min. 90 receptions)

Rk.	Player (Team)	Avg.	Rec.	Yds
1.	Kenny Britt (L.A.)	16.18	104	1,683
2.	T.Y. Hilton (Ind.)	16.08	160	2,572
3.	Alshon Jeffrey (Chi.)	15.36	106	1,628
4.	Allen Hurns (Jax.)	15.23	99	1,508
5.	Ted Ginn (Car.)	15.21	98	1,491

BIG PLAY BENN

WR **Arrelious Benn** had a 51-yard game-winning TD reception in Week 6 against the Bears. This was Benn's first TD since Dec. 24, 2011 (1,819 days) when he was a member of the Tampa Bay Buccaneers. The 1,819 days between TD catches is the longest span between TDs for a WR since **Kassim Osgood**, Dec. 12, 2004 to Sept. 12, 2010 (2,100 days).

MARQUEE LEE

WR **Marqise Lee** threw a 21-yard TD pass to QB **Blake Bortles** in the fourth quarter against Tennessee in Week 16, registering his first career pass. Lee became the fourth non-QB in franchise history to throw a passing TD.

NON-QB PASSING TDs IN FRANCHISE HISTORY

Date	Player	Passing Yds	Result
Dec. 24, 2016	Marqise Lee	20	W, 38-17
Dec. 28, 2014	Cecil Shorts III	23	L, L, 17-23
Dec. 5, 2013	Ace Sanders	21	W, 32-28
Nov. 24, 2013	Maurice Jones-Drew	8	W, 13-6

ONE OF A KIND

In 2016, WR **Marqise Lee** recorded three receiving TDs, one passing TD and one kickoff return for a TD to become one of 16 players in NFL history to have at least one receiving TD, one passing TD and one kickoff return for a TD in a single season and the first to do so since 1978.

PLAYERS WITH AT LEAST ONE RECEIVING TD, ONE PASSING TD AND ONE KICKOFF RETURN FOR A TD IN A SINGLE SEASON IN NFL HISTORY

Year	Player	Team
2016	Marqise Lee	Jacksonville
1978	Joe Washington	Baltimore
1975	Terry Metcalf	St. Louis Cardinals
1974	Greg Pruitt	Cleveland
1973	Cotton Speyrer	Baltimore
1965	Gayle Sayers	Chicago
1963	Timmy Brown	Philadelphia
1962	Keith Lincoln	San Diego
1960	Bobby Mitchell	Cleveland
1946	Spec Sanders	New York Yankees
1946	Elroy Hirsch	Chicago Rockets
1943	Ned Mathews	Detroit
1941	George McAfee	Chicago
1937	Johnny Blood	Pittsburgh Pirates
1929	Jack Hagerty	New York Giants
1925	John Armstrong	Rock Island Independence

FRANCHISE 4000

In Week 17 of the 2015 season, TE **Marcedes Lewis** caught one pass for 45 yards, his longest reception of the 2015 season. On that catch, Lewis eclipsed the 4,000-yard mark for his NFL career. Lewis (4,168) joins **Jimmy Smith** (12,287 from 1995-2005) and **Keenan McCardell** (6,393 from 1996-2001) as the only players in Jaguars history to record at least 4,000 career receiving yards.

MOST RECEIVING YARDS IN JAGUARS HISTORY

Rk.	Player (Years)	Yds
1.	Jimmy Smith (1995-2005)	12,287
2.	Keenan McCardell (1996-2001)	6,393
3.	Marcedes Lewis (2006-16)	4,184
4.	Maurice Jones-Drew (2006-13)	2,873

LEWIS PLAYS 150

In Week 7 against the Raiders, TE **Marcedes Lewis** played in his 150th career game as a Jaguar. Lewis (154) has appeared in the fourth-most games in Jaguars history, trailing **Brad Meester** (209), **Jimmy Smith** (171) and **Josh Scobee** (168).

GAMES PLAYED AS A JAGUAR

Rk.	Player (Years)	Games
1.	Brad Meester (2000-13)	209
2.	Jimmy Smith (1995-2005)	171
3.	Josh Scobee (2004-14)	168
4.	Marcedes Lewis (2006-16)	154*
5.	Fred Taylor (1998-2008)	140

*Active player

OFFENSIVE NOTES



LUXURY MARCEDES

TE **Mercedes Lewis** has produced 28 career receiving TDs, and has tallied the third-most in Jaguars history, tallied the third-most career receptions (346) in franchise history.

MOST RECEIVING TDs in JAGUARS HISTORY

Rk.	Player (Years)	TDs
1.	Jimmy Smith (1995-2005)	67
2.	Keenan McCardell (1996-2001)	30
3.	Mercedes Lewis (2006-16)	28
4.	Allen Robinson (2014-16)	22

MOST RECEPTIONS in JAGUARS HISTORY

Rk.	Player (Years)	Rec.
1.	Jimmy Smith (1995-2005)	862
2.	Keenan McCardell (1996-2001)	499
3.	Mercedes Lewis (2006-16)	351



TIGHT ENDS STAYING PUT

TE **Mercedes Lewis** has played in 154 career games as a Jaguar, the third-longest tenure among active TEs who have played their entire career with the team that drafted them.

MOST GAMES PLAYED BY A TIGHT END FOR ONE TEAM, NFL, ACTIVE PLAYERS

Rk.	Player (Team)	Games
1.	Jason Witten (Dal.)	223
2.	Antonio Gates (S.D.)	204
3.	Mercedes Lewis (Jax.)	154
4.	Brent Celek (Phi.)	159
5.	Rob Gronkowski (N.E.)	88



JT SINCE 2013

Dating back to 2013, TE **Julius Thomas'** 33 receiving TDs are the second-most by a TE and the eighth-most in the NFL over that span, trailing PIT's **Antonio Brown** (43), DAL's **Dez Bryant** (40), NYJ's **Brandon Marshall** (37), DEN's **Demaryius Thomas** (36), G.B.'s **Jordy Nelson** (35), NYG's **Odell Beckham Jr.** (35) and SEA's **Jimmy Graham** (34).

MOST RECEIVING TOUCHDOWNS BY A TIGHT END, 2013-PRESENT

Rk.	Player (Team)	TDs
1.	Jimmy Graham (Sea.)	34
2.	Julius Thomas (Jax.)	33
3.	Rob Gronkowski (N.E.)	30
4.	Antonio Gates (S.D.)	28



RECEIVING RUNNING BACK

RB **T.J. Yeldon** registered receptions on 73.5 percent of his targets in 2016, the seventh-best receptions-per-target percentage by a RB in the NFL and tied for 17th-best among all players in the NFL (min. 60 targets).

MOST RECEPTIONS PER TARGET BY A RB, NFL, 2016 (min. 60 targets)

Rk.	Player (Team)	Rec.	Targets	Rec. %
1.	Devonta Freeman (Atl.)	54	65	83.1
2.	Le'Veon Bell (Pit.)	75	94	79.8
3.	DeMarco Murray (Ten.)	53	67	79.1
	Theo Riddick (Det.)	53	67	79.1
5.	Chris Thompson (Was.)	49	62	79.0
6.	Bilal Powell (NYJ)	58	74	78.4
7.	T.J. Yeldon (Jax.)	59	68	73.5
8.	Darren Sproles (Phi.)	52	71	73.2
9.	Duke Johnson (Cle.)	53	74	71.6
10.	James White (N.E.)	60	86	69.8



FINDING COREY

In Week 17 at Indianapolis, RB **Corey Grant** scored on a 57-yard rush, his first career TD. Grant's 57-yard carry was the longest for the Jaguars in 2016 and also marked the longest rushing TD since **Jordan Todman's** 62-yard TD against Tennessee on Dec. 18, 2014. Grant's TD is tied for the 17th-longest rushing TD in franchise history.

LONGEST RUSHING TDs BY A JAGUAR, 2011-PRESENT

Rk.	Player (Year)	Date	Yards
1.	Jordan Todman (2014)	Dec. 18, 2014	62
2.	Maurice Jones-Drew (2012)	Sept. 23, 2012	59
3.	Corey Grant (2016)	Jan. 2, 2017	57
4.	Maurice Jones-Drew (2011)	Jan. 1, 2012	56
5.	Maurice Jones-Drew (2013)	Dec. 5, 2013	48



TAKE IT BACK

In Week 6, the Jaguars overcame a 13-point fourth quarter deficit to defeat the Bears, which is tied for the sixth-largest comeback in franchise history and second-largest fourth quarter comeback.

FOURTH QUARTER COMEBACKS of 10-PLUS POINT DEFICIT

Date	Opponent	Deficit	Result	Points
Nov. 24, 1996	at Baltimore	10-25	W, 28-25 (OT)	15
Oct. 16, 2016	at Chicago	0-13	W, 17-16	13
Nov. 10, 1996	Baltimore	16-27	W, 30-27	11



100-YARD GAMES

In 2016, Jacksonville had six players that had performances of 100-plus yards (rushing or receiving). Below is a breakdown of their stats:

100+ RECEIVING YARDS IN A GAME BY A JAGUAR, 2016

Week	Opponent	Player	Recs.	Yards	TDs	Long
7	vs. OAK	Marqise Lee	8	107	0	38
10	vs. HOU	Allen Robinson	9	107	1	19
14	vs. MIN	Marqise Lee	8	113	0	39
16	vs. TEN	Allen Robinson	9	147	0	37

100+ RUSHING YARDS IN A GAME BY A JAGUAR, 2016

Week	Opponent	Player	Atts.	Yards	TDs	Long
9	at K.C.	Chris Ivory	18	107	0	24
17	at IND	Corey Grant	18	122	1	57t

DEFENSIVE NOTES

DEFENSIVE DOMINATION

After finishing the 2015 season ranked 24th in total defense, the Jaguars moved to sixth in total defense in the 2016 season, including a third down defense that ascended from 31st in 2015 to eighth in 2016 and a pass defense that rose from 29th in 2015 to fifth in 2016. Below is a look at the team's defensive rankings each week in 2016:

WEEK-BY-WEEK DEFENSIVE RANKINGS, 2016

Week	Opponent	Yds/Gm	RsYds/Gm	PsYds/Gm	3rd %
1	vs. G.B.	6	17	10	21
2	at S.D.	12	T26	8	T30
3	vs. BAL	8	20	7	18
4	vs. IND	6	18	5	29
6	at CHI	8	14	8	28
7	vs. OAK	9	18	6	27
8	at TEN	13	19	6	30
9	at K.C.	11	24	5	25
10	vs. HOU	8	29	4	25
11	at DET	7	23	5	24
12	at BUF	6	24	3	24
13	vs. DEN	4	24	2	17
14	vs. MIN	5	23	4	15
15	at HOU	7	21	4	10
16	vs. TEN	4	20	3	8
17	at IND	6	19	5	8

Bold = Best Rankings

AGAINST THE RUN

In 2016, Jacksonville owned one of the NFL's top rushing defenses, finishing sixth in the league in opponent rushing average (3.82), trailing only New York Jets (3.69) and Baltimore (3.72) in the AFC.

OPPONENT'S RUSHING AVERAGE, NFL, 2016

Rank	Team	Avg.
1.	Seattle	3.37
2.	New York Giants	3.57
3.	Arizona	3.58
4.	New York Jets	3.69
5.	Baltimore	3.72
6.	Jacksonville	3.82
	San Diego	3.82
8.	New England	3.85
9.	Carolina	3.90
10.	Los Angeles	3.92

PASSING BY

In 2016, the Jaguars finished fifth in opponent passing yards per game (215.3) in the league, trailing only Denver (185.8) and Houston (201.6) in the AFC. The figure marked the lowest average for the team since 2011 (208.8) and was the third-lowest in a single season in the past 10 years.

OPPONENT PASSING YARDS PER GAME, NFL, 2016

Rank	Team	Avg.
1.	Denver	185.8
2.	Houston	201.6
3.	Minnesota	207.9
4.	Arizona	210.3
5.	Jacksonville	215.3

OPPONENT PASSING YARDS PER GAME IN A SEASON, JAGUARS, 2007-PRESENT

Rank	Year	Avg.
1.	2011	208.8
2.	2007	213.5
3.	2016	215.3
4.	2008	224.1

QB HITS

In 2016, the Jaguars posted 77 QB hits, the club's second-most in a single season since 2006 when QB hits became an official statistic. The Jaguars were led by DL **Malik Jackson**, who totaled a career-high 19 QB hits.

MOST QB HITS IN A SINGLE SEASON BY JAGUARS, 2006-PRESENT

Rank	Year	QB Hits
1.	2013	78
2.	2016	77
3.	2015	76
4.	2014	75
5.	2007	72

BRING IT BACK

The Jaguars' defense recorded 80 tackles for loss in 2016, the fourth-most in the NFL, trailing Arizona (105), San Diego (94) and the Los Angeles Rams (89). LB **Telvin Smith** (14) and DL **Malik Jackson** (11) ranked first and second on the team in TFLs.

MOST TFLs, NFL, 2016

Rank	Team	TFLs
1.	Arizona	105
2.	San Diego	94
3.	Los Angeles	89
4.	Jacksonville	80
5.	Washington	79
	Dallas	79
	Pittsburgh	79
8.	New York Giants	78
9.	Seattle	77
	Carolina	77
	Green Bay	77

FINISHING STRONG

In the months of December and January, Jacksonville recorded 32 passes defensed, the fourth-most in the league. CB **Jalen Ramsey** led the team with 13 PDs over that span.

MOST PASSES DEFENSED IN DECEMBER/JANUARY OF REGULAR SEASON, NFL, 2016

Rank	Team	PDs
1.	Atlanta	39
2.	Cincinnati	35
3.	Green Bay	33
4.	Jacksonville	32
	Tampa Bay	32
	Kansas City	32

In the last 15 years, the Jaguars' 32 passes defensed in December and January of the 2016 regular season were the most in that span in franchise history.

MOST PASSES DEFENSED IN DECEMBER/JANUARY OF REGULAR SEASON, JAGUAR HISTORY, 2002-PRESENT

Rank	Year	PDs
1.	2016	32
2.	2002	27
3.	2004	24
4.	2015	22
5.	2008	21

DEFENSIVE NOTES

SACK GAME STRONG

The Jacksonville Jaguars defense registered 6.0 sacks against Indianapolis in Week 4, marking the first time since Week 11 of the 2010 season (vs. Cleveland) that Jacksonville's defense registered 6.0-plus sacks in a game. This marked the ninth time in franchise history that the Jaguars defense registered 6.0 sacks or more in a game. The 6.0 sacks were the fourth-most in a single game in Jaguars history.

MOST SACKS IN A SINGLE GAME IN JAGUARS HISTORY

DATE	Opponent	Sacks
11/7/99	at Atlanta	9.0
11/15/08	at New York Jets	7.0
9/16/07	vs. Atlanta	7.0
10/2/16	vs. Indianapolis	6.0
11/21/10	vs. Cleveland	6.0
10/8/06	vs. New York Jets	6.0
11/6/05	vs. Houston	6.0
10/17/04	vs. Kansas City	6.0
12/3/00	vs. Cleveland	6.0
12/19/99	at Cleveland	6.0
12/21/97	at Oakland	6.0
11/9/97	at Kansas City	6.0

TEAM HIGH FOR PDS

The Jaguars defense registered 13 passes defended (PDs) against Tennessee on Dec. 24, marking the most PDs the Jaguars have had in a single game since 2000. This marks the eighth time the Jaguars defense registered 10 or more PDs in a game. Below is a breakdown of the most PDs in a single game in franchise history since 2000.

MOST PDs IN A SINGLE GAME IN FRANCHISE HISTORY, 2000-PRESENT

DATE	Opponent	PDs
12/24/16	vs. Tennessee	13
11/11/07	at Tennessee	11
9/17/00	vs. Cincinnati	11
11/14/04	vs. Detroit	10
9/28/03	at Houston	10
9/29/02	vs. Philadelphia	10
12/15/02	at Cincinnati	10
9/9/01	vs. Pittsburgh	10

THIRD DOWN DEFENSE

In Week 13, the Broncos finished 1 of 13 (7.7%) on third down, marking the second time the Jaguars defense allowed just one third down conversion in a 2016 game (Kansas City finished 1 of 14 on third down in Week 9). The Jaguars were one of three teams in the NFL (Buccaneers, Vikings) to hold an opponent to one or fewer third down conversions in multiple games. In 2016, the Jaguars defense held opponents to 37.1 percent on third down, which ranked eighth in the NFL. The Jaguars defense holding the Chiefs to 7.1% (1 of 14) and the Broncos to 7.7% (1 of 13) on third down ranked second and third, respectively, in 2016. Below is a look at the best single-game defensive performances on third down in 2016:

BEST SINGLE-GAME DEFENSIVE THIRD DOWN PERFORMANCES, 2016

Rank	Team	Opp.	Week	3rd Down Conversions	3rd Down Attempts	3rd Down Percentage
1.	NYG	DAL	14	1	15	6.7%
2.	JAX	K.C.	9	1	14	7.1%
3.	JAX	DEN	13	1	13	7.7%
	MIN	HOU	5	1	13	7.7%
5.	N.E.	L.A.	13	1	12	8.3%
	BUF	N.E.	4	1	12	8.3%

JAX SACK ATTACK

In the season finale against Indianapolis, Jacksonville notched four sacks of Colts QB **Andrew Luck**. Jacksonville recorded 33 sacks in 2016, with third-round rookie DE **Yannick Ngakoue** leading the team with 8.0 sacks.

MOST SACKS, JAGUARS, 2016

Rk.	Player	Sacks
1.	Yannick Ngakoue	8.0
2.	Malik Jackson.....	6.5
3.	Dante Fowler Jr.	4.0
4.	Sen'Derrick Marks.....	3.5
5.	Tyson Alualu	2.5
6.	Paul Posluszny.....	1.5

JAGS TACKLING LEADERS

The Jaguars finished the season with 852 tackles. LB **Paul Posluszny** registered 132 tackles to mark the fifth time in the last six seasons he led the team in tackles.

MOST TACKLES, JAGUARS, 2016

Player	Tackles	Solo
Paul Posluszny	132	96
Johnathan Cyprien	127	97
Telvin Smith	118	98
Jalen Ramsey	65	55
Prince Amukamara	49	46

POZ WON'T PAUSE

MLB **Paul Posluszny** registered five tackles (two solo) against the Colts in the season finale. In 2016, Posluszny totaled 132 tackles, marking his eighth season with 100-plus tackles.

POSLUSZNY'S SEASONS WITH 100-PLUS TACKLES

Year	Team	Tackles	Solo
2016	Jacksonville	132	96
2015	Jacksonville	133	103
2013	Jacksonville	161	121
2012	Jacksonville	231	152
2011	Jacksonville	192	132
2010	Buffalo	151	193
2009	Buffalo	110	87
2008	Buffalo	129	90

FIVES ON FIVES

LB **Paul Posluszny** has registered five-plus tackles in 31 consecutive games (dating back to Week 7 in 2014), the NFL's second-longest active streak, during which he has totaled 278 tackles (9.0 tackles per game).

MOST CONSECUTIVE GAMES WITH 5+ TACKLES, NFL

Rk.	Player (Team)	Games (Tackles)
1.	Luke Kuechly (Car.).....	49 (481)
2.	Paul Posluszny (Jax.)	31 (278)
	Landon Collins (NYG)	31 (233)
4.	Sean Lee (Dal.)	20 (203)
5.	Kwon Alexander (T.B.).....	19 (175)

DEFENSIVE NOTES

POZ MOVES INTO SECOND

LB **Paul Posluszny** ranks second on the Jaguars all-time tackles list with 918 career tackles in 84 games (10.9 tackles per game). With 10 tackles against Kansas City in Week 9, Posluszny surpassed **Donovin Darius** (858) and moved into second on the team's career tackles list. He is 172 tackles from breaking the team record held by **Daryl Smith**.

JAGUARS ALL-TIME TACKLES

Player	Tackles
Daryl Smith (2004-12)	1,089
Paul Posluszny (2011-16)	918
Donovin Darius (1998-2006)	858
Mike Peterson (2003-08)	837
Kevin Hardy (1996-2001)	789
John Henderson (2002-09)	563
Rashean Mathis (2003-12)	554
Akin Ayodele (2002-05)	489

ALL THE WAY UP

According to Sport Radar 360, LB **Paul Posluszny** has totaled 1,152 tackles since 2007, the most tackles in the NFL over that span.

MOST TACKLES, NFL, 2007-PRESENT

Rk.	Player	Tackles
1.	Paul Posluszny	1,152
2.	D'Qwell Jackson	1,097
3.	Chad Greenway	1,095
4.	Karlos Dansby.....	1,091
5.	David Harris	1,081

BALANCED PLAY POZ

LB **Paul Posluszny** (14.5-15) is one of only three active NFL players to record 14-plus sacks and 14-plus INTs since the start of 2007, joining **CLE's Karlos Dansby** (25.0-15) and **K.C.'s Derrick Johnson** (21.0-14).

14+ SACKS & 14+ INTs, NFL, 2007-PRESENT

Player	Sacks	INTs
Paul Posluszny	14.5	15
Karlos Dansby	25.0	15
Derrick Johnson	21.0	14

POZ GOES FOR MORE

Tenth-year LB **Paul Posluszny** registered 1.5 sacks when he tackled Colts QB **Andrew Luck** in the first quarter of Jacksonville's Week 4 victory, along with **Josh Johnson**, and again in the third quarter.

That marked the second time in his career Posluszny has recorded more than one sack in a game, and the first registering multiple sacks since Dec. 30, 2012 against Tennessee (2.0).

IT'S TACKLE TIME

Dating back to his rookie campaign in 2007, LB **Paul Posluszny** has produced 100 games with seven or more tackles, the most such games in the NFL over that span.

MOST GAMES WITH SEVEN-PLUS TACKLES, NFL, 2007-PRESENT

Rk.	Player	Games
1.	Paul Posluszny	100
2.	D'Qwell Jackson	98
3.	Karlos Dansby	92
4.	Chad Greenway	85
5.	David Harris	82

SMITH STANDS OUT

Since becoming a full-time starter in Week 12 of the 2014 season, LB **Telvin Smith** ranks second in the NFL with 300 tackles, trailing only SEA's **Bobby Wagner** (324). Fellow teammate S **Johnathan Cyprien** also ranks among the top five.

MOST TACKLES, NFL, WEEK 12, 2014 - PRESENT

Rk.	Player (Team)	Total	Solo	Asst.
1.	Bobby Wagner (Sea.)	335	192	143
2.	Telvin Smith (Jax.)	309	240	69
3.	Preston Brown (Buf.)	287	57	130
4.	D'Qwell Jackson (Ind.)	285	172	113
5.	Johnathan Cyprien (Jax.)	280	102	78

STUFFIN' THE COMPETITION

LB **Telvin Smith** totaled 14 tackles for loss in 2016, tying for the seventh-most in the NFL. Smith ranked fifth among LBs and ranked first among 4-3 OLBs.

TACKLES FOR LOSS, NFL, 2016

Rk.	Player (Team)	Pos.	TFLs
1.	Aaron Donald (L.A.)	DT	17
	Olivier Vernon (NYG)	DE	17
	Cameron Jordan (N.O.)	DE	17
	Joey Bosa (S.D.)	DE	17
	Lavonte David (T.B.)	LB	17
6.	Markus Golden (Ari.)	LB	16
	Jadeveon Clowney (Hou.)	DE	16
8.	Ryan Kerrigan (Was.)	LB	15
	Chandler Jones (Ari.)	LB	15
10.	Telvin Smith (Jax.)	LB	14
	Michael Bennett (Sea.)	DE	14
	Khalil Mack (Oak.)	DE	14
	Brandon Graham (Phi.)	DE	14

TOP OF HIS CLASS

Among NFL players age 25 or younger in 2016, LB **Telvin Smith**, 25, ranked fourth with 98 solo tackles (118 total), according to Pro Football Reference.

MOST SOLO TACKLES BY PLAYER AGE 25 OR YOUNGER, NFL, 2016

Rk.	Player (Team)	Age	Total	Solo	Asst.
1.	Kwon Alexander (T.B.)	22	145	108	37
2.	Landon Collins (NYG)	22	125	100	25
3.	Alec Ogletree (L.A.)	25	136	98	38
	Telvin Smith (Jax.)	25	118	98	20
5.	Christian Kirksey (Cle.)	24	143	93	50

Through his third NFL season, LB **Telvin Smith** produced 350 career tackles according to Pro Football Reference, the most by a Jaguars player in his first three seasons.

MOST TACKLES IN FIRST THREE NFL SEASONS in JAGUARS HISTORY

Rk.	Player (Years)	Total	Solo	Asst.
1.	Telvin Smith (2014-16)	350	269	82
2.	Johnathan Cyprien (2013-15)	323	243	80
3.	Akin Ayodele (2002-04)	273	220	53

DEFENSIVE NOTES

SMITH THROUGH THREE SEASONS

Over the last 15 seasons, Jaguars third-year OLB **Telvin Smith's** 350 tackles (269 solo) through three seasons are the most by a player drafted in the fifth round or later through their first three years, according to Pro Football Reference.

MOST TACKLES THROUGH FIRST THREE YEARS, NFL, DRAFTED FIFTH ROUND-OR-LATER, 2002-2016

Rk.	Player (Years)	Total	Solo	Asst.
1.	Telvin Smith (2014-16)	350	269	81
2.	Erik Coleman (2004-06)	322	227	95
3.	Scott Fujita (2002-04)	269	225	44
4.	Gibril Wilson (2004-06)	268	213	55
5.	Michael Boley (2005-07)	257	202	55

ALL OR NOTHING

LB **Telvin Smith** joins T.B.'s **Lavonte David**, CAR's **Luke Kuechly**, BAL's **C.J. Mosley** and BUF's **Preston Brown** as the only NFL players with 325-plus tackles and multiple FFs, FRs and INTs since the start of 2014 according to 360 Sports Radar.

325+ TACKLES WITH MULTIPLE FORCED FUMBLES, FUMBLE RECOVERIES & INTERCEPTIONS, 2014-PRESENT

Name (Team)	Tackles	Solo	Asst.	FFs	FRs	INTs
Lavonte David (T.B.)	380	253	127	10	5	4
Luke Kuechly (Car.)	373	246	127	4	2	6
Preston Brown (Buf.)	360	204	156	2	4	3
Telvin Smith (Jax.)	345	265	80	3	3	4
C.J. Mosley (Bal.)	337	217	120	3	3	6

KEEP IT ON THE DL

Since Week 1 of the 2013 season, DL **Malik Jackson** ranks fifth in the NFL among defensive linemen with 19 passes defended.

PASSES DEFENSED BY A DEFENSIVE LINEMAN, NFL, 2013-PRESENT

Rk.	Player	PDs
1.	Carlos Dunlap	26
2.	J.J. Watt	25
3.	Jason Pierre-Paul	24
4.	Cameron Jordan	20
5.	Malik Jackson	19
6.	Muhammad Wilkerson	18

ALUALU HITS 100 MILESTONE

DE **Tyson Alualu** played in his 100th career game as a Jaguar in Week 7 against the Raiders. Alualu is the fifth DL in team history to appear in 100-plus games.

MOST GAMES PLAYED BY A DEFENSIVE LINEMAN IN JAGUARS HISTORY

Rk.	Player (Years)	Total
1.	Rob Meier (2000-08)	129
2.	John Henderson (2002-09)	124
3.	Paul Spicer (2000-08)	115
4.	Tyson Alualu (2010-16)	109
5.	Marcus Stroud (2001-07)	100

JAGS ROOKIE SACK RECORD

Third-round rookie DE **Yannick Ngakoue** set the franchise record for sacks in a season by a rookie when he took down Colts QB **Andrew Luck** in the second quarter of the team's Week 17 matchup at Indianapolis to register his eighth sack of the season. After registering a sack in Week 16, Ngakoue finished the season with a sack in back-to-back games. Below is a look at the Jaguars rookie sack list:

MOST SACKS BY A ROOKIE IN JAGUARS HISTORY

Rk.	Player	Year	Sacks
1.	Yannick Ngakoue	2016	8.0
2.	Tony Brackens	1996	7.0
3.	John Henderson	2002	6.5
4.	Kevin Hardy	1996	5.5
5.	Tyson Alualu	2010	3.5
	Derrick Harvey	2008	3.5
	Bobby McCray	2004	3.5

ROOKIE RISES

Rookie DE **Yannick Ngakoue** recorded a sack in four consecutive games last season, tied for the second-most consecutive games with a sack in Jaguars history. Ngakoue is the only rookie to register a sack in four consecutive games.

CONSECUTIVE GAMES WITH A SACK IN JAGUARS HISTORY

Rk.	Player	Date	Games
1.	Tony Brackens	Nov. 11-Dec. 30, 2011	8
2.	Yannick Ngakoue	Sept. 18-Oct. 16, 2016	4
	Gary Walker	Oct. 18-Nov. 11, 2001	4
	Tony Brackens	Nov. 28-Dec. 19, 1999	4
	Kevin Hardy	Oct. 11-Nov. 7, 1999	4
	Tony Brackens	Sept. 22-Oct. 12, 1997	4

ROOKIE RULES

DE **Yannick Ngakoue** is the fifth rookie in NFL history to record 8.0-plus sacks, four-plus forced fumbles and at least one INT through their first 16 career games, and the first to do so in the past 10 seasons.

8.0+ SACKS, FOUR-PLUS FORCED FUMBLES AND AT LEAST ONE INTERCEPTION BY A ROOKIE IN NFL HISTORY

Year	Player (Team)	Sacks	FFs	INTs
2016	Yannick Ngakoue (JAX)	8.0	4	1
2006	Tamba Hali (K.C.)	8.0	5	1
2003	Terrell Suggs (BAL)	12.0	5	1
2002	Julius Peppers (CAR)	12.0	5	1
1986	Charles Haley (S.F.)	12.0	4	1

UNIQUE YANNICK

DE **Yannick Ngakoue** and former DL **Jeremy Mincey** are the only two players in franchise history to register 8.0-plus sacks, four-plus forced fumbles and at least one INT in a season.

Ngakoue's four forced fumbles are the most by a Jaguars rookie since **Tony Brackens** recorded five in 1996.

DEFENSIVE NOTES



NOW WATCH ME CYP'

In 2016, SS **Johnathan Cyprien** led all NFL safeties in tackles (126). Cyprien has been in the top 10 in the last four years for tackles among safeties.

MOST TACKLES BY A SAFETY, NFL, 2016

Rk.	Player (Team)	Total	Solo	Asst.
1.	Johnathan Cyprien (Jax.)	126	96	30
2.	Landon Collins (NYG)	125	100	25
3.	Antoine Bethea (S.F.)	110	95	15
4.	Keanu Neal (Atl.)	105	72	33



TEAM-HIGH FOR TACKLES

SS **Johnathan Cyprien** registered 17 tackles (13 solo) against Houston in Week 15. Cyprien's 17 tackles were the most tackles in a game by a Jaguars player this season and tied for the third-most tackles in a single game in the NFL this year.



SEA-NOTE CYP

SS **Johnathan Cyprien** recorded 17 tackles (13 solo) vs. the Texans in Week 15, his 14th career game with at least 10 tackles.

CYPRIEN'S 10-PLUS TACKLE CAREER GAMES

Date	Opponent	Total	Solo	Asst.
12/19/16	at Houston	17	13	4
12/11/16	vs. Minnesota	14	10	4
10/27/16	at Tennessee	12	4	8
10/23/16	vs. Oakland	11	11	0
9/25/16	vs. Baltimore	10	9	1
1/3/16	at Houston	14	6	8
12/6/15	at Tennessee	11	7	4
11/8/15	at New York Jets	13	7	6
10/4/15	at Indianapolis	14	11	3
12/28/14	at Houston	11	7	4
10/12/14	at Tennessee	14	11	3
10/5/14	vs. Pittsburgh	10	8	2
12/5/13	vs. Houston	10	7	3
10/6/13	at St. Louis	12	12	0



NO FLY ZONE

Since 2013, FS **Tashaun Gipson** ranks tied for fourth in the NFL among safeties with 14 INTs. Gipson recorded an interception in Week 3 against the Ravens this season. Gipson also has two interceptions for a touchdown over the past four seasons.

MOST INTERCEPTIONS BY A SAFETY, NFL, 2013-PRESENT

Rk.	Player	Games	INT	TD
1.	Reggie Nelson	63	19	0
2.	Glover Quin	64	16	1
3.	Quintin Demps	59	14	0
4.	Tashaun Gipson Kurt Coleman	56 60	14 14	2 2



RAMSEY RISING

According to Pro Football Focus, Jaguars first-round rookie CB **Jalen Ramsey**, who started all 16 games and totaled 65 tackles (54 solo), had been targeted 102 times in 2016 and allowed receivers to register 54 receptions for 703 yards (13.0 rec. avg.). Ramsey held receivers to 50 or fewer receiving yards in coverage in 10 of 16 games.

RAMSEY IN COVERAGE (According to PFF)

Week	Opponent	Tgts.	Recs.	Rec. Yds	Rec. Avg.
1	vs. G.B.	4	3	23	7.7
2	@ S.D.	5	3	25	8.3
3	vs. BAL	6	4	15	3.8
4	vs. IND	9	7	107	15.3
6	at CHI	9	4	73	18.3
7	vs. OAK	1	0	0	0.0
8	at TEN	2	2	63	31.5
9	at K.C.	3	1	9	9.0
10	vs. HOU	11	6	49	8.2
11	at DET	6	5	36	7.2
12	at BUF	3	2	74	37.0
13	vs. DEN	8	2	23	11.5
14	vs. MIN	5	2	28	14.0
15	at HOU	14	6	78	13.0
16	vs. TEN	8	2	16	8.0
17	at IND	8	5	84	16.8
Totals		102	54	703	13.0



QB'S WORST NIGHTMARE

CB **Jalen Ramsey** totaled 14 passes defensed in 2016, tying for ninth-most in the AFC. Ramsey ranked first among all rookies.

PASSES DEFENSED, AFC, 2016

Rk.	Player (Team)	PDs
1.	Casey Hayward (S.D.)	20
	Marcus Peters (K.C.)	20
3.	Malcolm Butler (N.E.)	17
4.	David Amerson (Oak.)	16
	Steven Nelson (K.C.)	16
	A.J. Bouye (Hou.)	16
7.	Byron Maxwell (Mia.)	15
	Carlos Dunlap (Cin.)	15
9.	Jalen Ramsey (Jax.)	14
	Ross Cockrell (Pit.)	14

PASSES DEFENSED BY A ROOKIE, 2016

Rk.	Player (Team)	PDs
1.	Jalen Ramsey (Jax.)	14
2.	Artie Burns (Pit.)	13
3.	Vernon Hargreaves (T.B.)	9
	Keanu Neal (Atl.)	9
5.	Eli Apple (NYG)	7



UNDRAFTED ROOKIES

Since the Jaguars' inaugural season in 1995, there have been 41 undrafted rookies to make the club's opening day roster. In the last nine years, the Jaguars have had at least one undrafted rookie on the opening day roster.

Year	Player
2016	S Jarrod Wilson
2015	LB Thurston Armbrister, RB Corey Grant , CB Nick Marshall
2014	WR Allen Hurns , G Tyler Shatley , OT Josh Wells
2013	DT Abry Jones , LB LaRoy Reynolds, LS Carson Tinker
2012	DB Antwon Blake, WR Kevin Elliott, LB Julian Stanford, C Mike Brewster
2011	OT Cameron Bradfield, WR Jamar Newsome, CB Kevin Rutland
2010	LB Jacob Cutrera, OT Kevin Haslam, DE Aaron Morgan
2009	LB Russell Allen, DE Julius Williams
2008	CB Brian Witherspoon, CB Isaiah Gardner

Bold = currently on roster

SPECIAL TEAMS NOTES



SPECIAL TEAMS STOPS

In 2016, the kickoff unit held opponents to a 16.3-yard return avg., the second-best in the NFL (with min. 50 KR's). The 16.3-yard opponent avg. return also ranked the best in franchise history in the past 10 years.

OPPONENT KICKOFF AVERAGE, NFL, 2016 (min. 50 kickoff attempts)

Rank	Team	KOs	KR Yds	KR Avg.
1.	Denver	79	440	15.7
2.	Jacksonville	76	261	16.3
3.	Cleveland	57	379	16.5
4.	Carolina	86	399	17.3
5.	Philadelphia	87	712	17.4

OPPONENT KICKOFF AVERAGE IN FRANCHISE HISTORY, 2007-PRESENT (min. 50 kickoff attempts)

Rank	Season	KOs	KR Yds	KR Avg.
1.	2016	76	261	16.3
2.	2008	66	1,015	18.1
3.	2014	63	475	18.3



TOP MARK MYERS

Second-year K Jason Myers has made 53 of 64 (82.8 pct.) career FGs, including 26 of 35 (74.3 pct.) from 40-plus yards. Myers' 82.8 career FG pct. is the highest in Jaguars history among kickers with at least 25 FG attempts. Myers also ranks first in team history with his 74.3 FG pct. on kicks from 40-plus yards (min. five FG attempts from 40-plus yards). Myers has converted 10 of 16 FGs from 50-plus yards, including made kicks from 50 (12/18/16 at HOU), 55 (12/11/16 vs. MIN), 52 (11/20/16 at DET), 54 (11/13/16 vs. HOU), 50 (09/11/16 vs. G.B.), 51 (11/29/15 vs. S.D.), 53 (11/15/15 at BAL), 58 yards (09/20/15 vs. MIA), 56 (12/24/16 vs. TEN) and 50 yards (12/24/16 vs. TEN).

JAGUARS ALL-TIME KICKERS

Name (Years)	Games	XPM/XPA	XP%	FGM/FGA	FG%
Jason Myers (2015-16)	31	59/69	85.6	53/64	82.8
Josh Scobee (2004-14)	168	317/322	98.4	235/291	80.8
John Carney (2007)	8	20/21	95.2	9/11	81.8
Seth Marler (2003)	16	30/30	100.0	20/33	60.6
Danny Boyd (2002)	4	7/7	100.0	5/5	100.0
Richie Cunningham (2002)	1	2/2	100.0	1/1	100.0
Hayden Epstein (2002)	6	13/13	100.0	5/9	55.6
Tim Seder (2002)	5	11/11	100.0	8/12	66.7
Steve Lindsey (1999-2000)	26	5/5	100.0	5/7	71.4
Mike Hollis (1995-2001)	108	239/242	98.8	175/217	80.6



HIT THEM STRAIGHT

K Jason Myers converted 27 of 34 FGs in 2016. Myers 24 made FGs were the fourth-most FGs in a single season in franchise history, as well as a new single-season career high.

MOST FIELD GOALS MADE IN A SINGLE-SEASON IN FRANCHISE HISTORY

Rank	Name (Season)	FGs
1.	Mike Hollis (1999)	31
	Mike Hollis (1997)	31
3.	Mike Hollis (1006)	30
4.	Jason Myers (2016)	27
5.	Jason Myers (2015)	26
	Josh Scobee (2006)	26



MYERS FOR MAYOR

In Week 2 of the 2015 season, K Jason Myers connected on a career-long 58-yard FG, the second-longest FG in franchise history. Myers' 58-yarder tied with Kyle Brindza for the third-longest made by an NFL kicker in 2015 (STL's Greg Zuerlein, 61 yards; DET's Matt Prater, 59 yards).

In Week 16 against Tennessee, Myers booted a 56-yarder, his second-longest and the third-longest FG in franchise history.

LONGEST FIELD GOAL MADE, JAGUARS HISTORY

Rk.	Name	Date/Opponent	Yds
1.	Josh Scobee	Oct. 3, 2010 vs. IND	59
2.	Jason Myers	Sept. 20, 2015 vs. MIA	58
3.	Jason Myers	Dec. 24, 2016 vs. TEN	56
4.	Jason Myers	Dec. 11, 2016 vs. MIN	55
	Josh Scobee	Dec. 15, 2013 vs. BUF	55
5.	Jason Myers	Nov. 13, 2016 vs. HOU	54
	Josh Scobee	Oct. 24, 2011 vs. BAL	54



TOUCHBACKS

In 2016, K Jason Myers had 60 touchbacks on 76 kickoffs for a 78.9 touchback pct., marking the highest touchback pct. in the league with at least 10 kickoff attempts.

TOUCHBACK PERCENTAGE, NFL, 2016 (min. 10 kickoff attempts)

Rank	Name (Team)	KOs	TBs	TB%
1.	Jason Myers (Jax.)	76	60	78.9
2.	Josh Lambo (S.D.)	91	67	73.6
3.	Graham Gano (Car.)	86	83	73.3
4.	Ryan Succop (Ten.)	82	58	70.7
5.	Dustin Hopkins (Was.)	92	65	70.7



HIGH SCORE

In 2016, K Jason Myers made 29 of 32 PATs and 27 of 34 FGs to total 110 points, tied for the fifth-most points scored in a single season in franchise history.

POINTS IN A SINGLE SEASON IN FRANCHISE HISTORY

Rank	Name (Season)	Points
1.	Mike Hollis (1997)	134
2.	Mike Hollis (1999)	130
3.	Josh Scobee (2006)	119
4.	Mike Hollis (1996)	117
5.	Jason Myers (2016)	110
	Jason Myers (2015)	110



BIG FOOT

From 11/15/15 to 9/11/16, K Jason Myers made 16 consecutive FGs, tied for the third-most consecutive made FGs in Jaguars history. Myers has converted his last six FGs (dating back to Week 15 at Houston).

CONSECUTIVE FGs MADE IN JAGUARS HISTORY

Rank	Name	Dates	FGs
1.	Josh Scobee	Nov. 27, 2011-Nov. 4, 2012	20
1.	Mike Hollis	Nov. 1, 2008-Sept. 19, 1999	20
3.	Mike Hollis	Oct. 12-Nov. 30, 1997	16
	Jason Myers	Nov. 15, 2015-Sept. 11, 2016	16
5.	Josh Scobee	Sept. 11-Nov. 15, 2011	15
	Josh Scobee	Oct. 1-Nov. 26, 2006	15

SPECIAL TEAMS NOTES



PUNT OR BE PUNTED

P **Brad Nortman** ranked seventh in the NFL with a 46.6 gross punt avg. (min. 50 punts). Nortman trailed only IND's **Pat McAfee**, OAK's **Marquette King** and HOU's **Shane Lechler** in the AFC in gross punting avg.

GROSS PUNTING AVERAGE, NFL, 2016 (min. 50 punts)

Rk.	Player (Team)	Avg.
1.	Pat McAfee (Ind.)	49.3
2.	Marquette King (Oak.)	48.6
3.	Sam Martin (Det.)	48.5
4.	Thomas Morstead (N.O.)	48.3
5.	Johnny Hekker (L.A.)	47.8
6.	Shane Lechler (Hou.)	47.5
7.	Brad Nortman (Jax.)	46.6
8.	Kevin Huber (Cin.)	46.3
	Drew Kaser (S.D.)	46.3
10.	Brad Wing (NYG)	46.2

Nortman's 46.6 gross punt avg. ranked third in franchise history.

GROSS PUNT AVERAGE IN A SINGLE-SEASON IN FRANCHISE HISTORY (min. 50 punts)

Rk.	Player (Season)	Avg.
1.	Bryan Anger (2012)	47.8
2.	Bryan Anger (2014)	47.5
3.	Brad Nortman (2016)	46.6
4.	Bryan Anger (2015)	46.3



GOING LONG

P **Brad Nortman** made a crucial 78-yard punt with 2:31 left in the fourth quarter against the Colts in Week 4, which placed the Colts at their own 25-yard line. Nortman's 78-yard punt is tied for the longest in the NFL this season (**Johnny Hekker**, L.A.) and the second-longest in Jaguars history behind **Bryan Barker**'s 83-yard punt against the New York Jets on Oct. 11, 1999.



NOTHING BUT NET

P **Brad Nortman** registered a 39.5 net punt average in 2016, tied for the fourth-highest in single-season franchise history.

NET PUNTING AVERAGE IN SINGLE-SEASON FRANCHISE HISTORY (min. 50 punts)

Rank	Name (Season)	FGs
1.	Bryan Anger (2012)	40.8
2.	Bryan Anger (2013)	40.5
3.	Bryan Anger (2014)	39.6
4.	Brad Nortman (2016)	39.5
	Bryan Anger (2015)	39.5



BEND IT LIKE NORTMAN

In Week 6, fifth-year P **Brad Nortman** punted five time for 275 yards. His 55.0 gross avg. and 52.2 net avg. rank third in gross punting avg. and first in net punting avg. in Jaguars single-game history.

GROSS PUNTING AVERAGE IN A SINGLE GAME, JAGUARS HISTORY (minimum of four punts)

PLAYER (DATE)	GROSS AVG.
Bryan Anger (Dec. 23, 2012 vs. N.E.)	56.3
Bryan Anger (Oct. 11, 2015 at T.B.)	55.3
BRAD NORTMAN (Oct. 16, 2016 at Chi.)	55.0
Bryan Barker (Oct. 19, 1997 at Dal.)	53.8
Brad Nortman (Oct. 2, 2016 vs. Ind.)	53.6
Bryan Anger (Sept. 9, 2012 at Min.)	53.5
Bryan Anger (Sept. 23, 2012 at Ind.)	53.5

NET PUNTING AVERAGE IN A SINGLE GAME, JAGUARS HISTORY (minimum of four punts)

PLAYER (DATE)	NET AVG.
BRAD NORTMAN (Oct. 16, 2016 at Chi.)	52.2
Bryan Anger (Nov. 4, 2012 vs. Det.)	50.5
Adam Podlesh (Dec. 23, 2007 vs. Oak.)	49.8
Chris Hanson (Nov. 10, 2002 vs. Was.)	48.2
Bryan Anger (Dec. 26, 2012 at Mia.)	47.4



LEE ON THE LOOSE

WR **Marqise Lee** averaged 30.3 yards per kick return in 2016, the second-highest among NFL players with at least 15 kick returns.

KICK RETURN AVERAGE, NFL, 2016 (min. 15 kick return attempts)

Rk.	Player	Att.	Avg.
1.	Cordarrelle Patterson	25	31.7
2.	Marqise Lee	18	30.3
3.	Jordan Todman	16	29.9
4.	Alex Erickson	29	27.9
5.	Benny Cunningham	22	27.2



LEE'S HOUSE

WR **Marqise Lee** returned a franchise record-tying 100-yard kick return for a TD in the third quarter against Houston in Week 15. Lee's score was the team's first kickoff returned for a TD since **Maurice Jones-Drew**'s 100-yard return on Nov. 4, 2007 at New Orleans and is just the seventh Jaguar in franchise history to return a kickoff for a TD.

KICKOFF RETURN TDs IN FRANCHISE HISTORY

Season	Name	Yards
2016	Marqise Lee	100
2007	Maurice Jones-Drew	100
2006	Maurice Jones-Drew	93
2005	Derrick Wimbush	91
2001	Elvis Joseph	95
1999	Alvis Whitted	98
1997	Reggie Barlow	92
1995	Jimmy Smith	89

LAST TIME IT HAPPENED



TEAM

OVERTIME GAME WON

By Jaguars — Jaguars 23, St. Louis 20, 10/18/09
By Opponents — at Indianapolis 16, Jaguars 13, 10/4/15

SHUTOUT

By Jaguars — Jaguars 41, New York Jets 0, 10/8/06
By Opponents — at Seattle 41, Jaguars 0, 10/11/09

SCORELESS FIRST HALF

By Jaguars — Jaguars 0, Tennessee 27, 10/27/16
(Final: Tennessee 36, Jacksonville 22)
By Opponents — Philadelphia 0, Jacksonville 17, 9/7/14
(Final: Philadelphia 34, Jacksonville 17)

SCORELESS SECOND HALF/OT

By Jaguars — Jaguars 0, Indianapolis 6, 10/4/15
(Final: Indianapolis 16, Jaguars 13)
By Opponents — Cleveland 0, Jaguars 17, 10/19/14
(Final: Jaguars 24, Cleveland 6)

400 TOTAL YARDS

By Jaguars — Jaguars at Indianapolis, 470 yards, 1/1/17
By Opponents — Tennessee vs. Jaguars, 494 total yards, 10/27/16

500 TOTAL YARDS

By Jaguars — Jaguars vs. Baltimore, 519 total yards, 9/20/98
By Opponents — New Orleans vs. Jaguars, 537 total yards, 12/27/15

50 POINTS SCORED

By Jaguars — Jaguars vs. Indianapolis, 51 points (51-16), 12/13/15
By Opponents — New England vs. Jaguars, 51 points (51-17), 9/27/15



OFFENSE

100 YARDS RUSHING

By Jaguars — Corey Grant at Indianapolis (122 yards), 1/1/17
By Opponents — LeSean McCoy of Buffalo (103 yards), 11/27/16

200 YARDS RUSHING

By Jaguars — Fred Taylor at Pittsburgh (234 yards), 11/19/00
By Opponents — Chris Johnson of Tennessee (228 yards), 11/1/09

300 YARDS PASSING

By Jaguars — Blake Bortles at Indianapolis (301 yards), 1/1/17
By Opponents — Andrew Luck of Indianapolis (321 yards), 1/1/17

400 YARDS PASSING

By Jaguars — Mark Brunell vs. St. Louis (421 yards), 9/10/00
By Opponents — Drew Brees of New Orleans (412 yards), 12/27/15

100 YARDS RECEIVING

By Jaguars — Allen Robinson vs. Tennessee (147 yards), 12/24/16
By Opponents — Adam Thielen of Minnesota (101 yards), 11/11/16

200 YARDS RECEIVING

By Jaguars — Justin Blackmon at Houston (236 yards), 11/18/12
By Opponents — Josh Gordon of Cleveland (261 yards), 12/01/13

100 YARDS RUSHING IN A HALF

By Jaguars — Maurice Jones-Drew at Tennessee (107 in 2nd half), 12/5/10
By Opponents — Rashard Mendenhall of Pittsburgh (113 in 1st half), 10/16/11

TWO 100-YARD RUSHERS IN SAME GAME

By Jaguars — R. Jennings (109 yards) & M. Jones-Drew (101 yards) vs. Oakland, 12/12/10
By Opponents — None



OFFENSE

100 YARDS RECEIVING IN A HALF

By Jaguars — Allen Robinson vs. Tennessee (103 in 1st half), 12/24/16
By Opponents — Brandin Cooks of New Orleans (107 in 1st half), 12/27/15

TWO 100-YARD RECEIVERS IN SAME GAME

By Jaguars — A. Robinson (151 yards, TD) & A. Hurns (106 yards, 2 TDs) at New Orleans, 12/27/15
By Opponents — R. Matthews (115 yards) & J. Landry (110 yards) of Miami, 9/20/15

30 COMPLETIONS IN A GAME

By Jaguars — Blake Bortles vs. Houston (32 of 49 passes), 11/13/16
By Opponents — Brian Hoyer of Chicago (30 of 49 passes), 10/16/16

THREE TOUCHDOWNS IN A GAME

By Jaguars — Allen Robinson (3 receiving) at Tennessee, 12/6/15
By Opponents — LaGarrette Blount (3 rushing) of New England, 9/28/15

FOUR TOUCHDOWNS IN A GAME

By Jaguars — Maurice Jones-Drew (2 rushing, 2 receiving) vs. Tampa Bay, 12/11/11
By Opponents — None

THREE TOUCHDOWN PASSES

By Jaguars — Blake Bortles at Tennessee, 10/27/16
By Opponents — Philip Rivers of San Diego, 9/18/16

FOUR TOUCHDOWN PASSES

By Jaguars — Blake Bortles at New Orleans, 12/27/15
By Opponents — Philip Rivers of San Diego, 9/18/16

FIVE TOUCHDOWN PASSES

By Jaguars — Blake Bortles at Tennessee, 12/6/15
By Opponents — Drew Brees of New Orleans, 12/27/15

TWO TOUCHDOWN RECEPTIONS

By Jaguars — Allen Robinson vs. Baltimore, 9/25/16
By Opponents — Travis Benjamin of San Diego, 9/18/16

THREE TOUCHDOWN RECEPTIONS

By Jaguars — Allen Robinson at Tennessee, 12/6/15
By Opponents — Randy Moss of New England, 12/27/09

TWO TOUCHDOWNS RUSHING

By Jaguars — Denard Robinson vs. Dallas, 11/9/14
By Opponents — LeSean McCoy of Buffalo, 11/27/16

THREE TOUCHDOWNS RUSHING

By Jaguars — Maurice Jones-Drew vs. St. Louis, 10/18/09
By Opponents — LaGarrette Blount of New England, 9/27/15

TD PASS BY NON-QB

By Jaguars — Marqise Lee (20 yards) vs. Tennessee, 12/24/16
By Opponents — Willie Davis (22 yards) of Tennessee Oilers, 11/16/97

LAST TIME IT HAPPENED



DEFENSE

INTERCEPTED PASS RETURNED FOR A TOUCHDOWN

By Jaguars — Jalen Ramsey (30 yards) vs. Tennessee, 12/24/16
By Opponents — Rafael Bush of Detroit (39 yards), 11/20/16

FUMBLE RETURNED FOR A TOUCHDOWN

By Jaguars — Andre Branch vs. Indianapolis (49 yards), 12/13/15
By Opponents — Wesley Woodyard of Tennessee (3 yards), 12/6/15

TWO FORCED FUMBLES

By Jaguars — Andre Branch at Philadelphia, 9/7/14
By Opponents — John Abraham of Atlanta, 12/15/11

TWO SACKS

By Jaguars — Malik Jackson at Indianapolis (2.0), 1/11/17
By Opponents — Everson Griffen of Minnesota (2.0), 12/11/16

THREE SACKS

By Jaguars — Chris Clemons at Indianapolis (3.0), 11/23/14
By Opponents — W. Mercilus (3.5) & J. Watt of Houston (3.0), 1/3/16

TWO INTERCEPTIONS

By Jaguars — Davon House at Baltimore, 11/15/15
By Opponents — Casey Hayward of San Diego, 9/18/16

SAFETY

By Jaguars — Holding penalty on Dallas' K. Wilber enforced in the end zone, 11/9/14
By Opponents — Offensive holding penalty on Jacksonville's N. Sterling in the end zone, at Houston, 12/18/16

FOUR PASSES DEFENSED

By Jaguars — Jalen Ramsey vs. Tennessee, 12/24/16
By Opponents — Johnathan Joseph of Houston, 1/3/16



SPECIAL TEAMS

FIVE FIELD GOALS

By Jaguars — Josh Scobee at Buffalo, 10/10/10
By Opponents — Jeff Reed of Pittsburgh, 12/1/02 (six field goals)

55-YARD FIELD GOAL

By Jaguars — Jason Myers vs. Tennessee (56 yards), 12/24/16
By Opponents — Blair Walsh of Minnesota (55 yards), 9/9/12

50-YARD FIELD GOAL

By Jaguars — Jason Myers vs. Tennessee (50 & 56 yards), 12/24/16
By Opponents — Cairo Santos of Kansas City (51 yards), 11/6/16

KICKOFF RETURN FOR A TOUCHDOWN

By Jaguars — Marqise Lee at Houston (100 yards), 12/18/16
By Opponents — Tyjaun Hagler of Indianapolis (41 yards), 12/19/10

PUNT RETURN FOR A TOUCHDOWN

By Jaguars — Rashad Greene Sr. (73 yards) vs. Indianapolis, 12/13/15
By Opponents — Andre Roberts of Detroit (55 yards), 11/20/16

BLOCKED FIELD GOAL ATTEMPT

By Jaguars — Tyson Alualu at New Orleans (Kai Forbath), 9/27/15
By Opponents — Linval Joseph of Minnesota (Jason Myers), 12/11/16

BLOCKED FIELD GOAL RETURNED FOR A TOUCHDOWN

By Jaguars — Chris Hudson (58 yards) vs. Pittsburgh, 9/22/97
By Opponents — Antrel Rolle of Arizona (83 yards), 9/20/09

BLOCKED PUNT RETURNED FOR A TOUCHDOWN

By Jaguars — Mike Harris (19 yards) at Tennessee, 12/30/12
By Opponents — Kamar Aiken of Baltimore (11 yards), 12/14/14

BLOCKED PUNT

By Jaguars — Dan Skuta at Indianapolis (Pat McAfee), 1/1/17
By Opponents — Darian Stewart of Baltimore (Bryan Anger), 12/14/14

BLOCKED EXTRA POINT

By Jaguars — Tony Brackens vs. Cincinnati (Doug Pelfrey), 10/5/97
By Opponents — Bernard Pollard of Tennessee (Josh Scobee), 12/22/13

MISSED EXTRA POINT

By Jaguars — Jason Myers vs. Tennessee, 12/24/16
By Opponents — Kai Forbath of Minnesota, 12/11/16

TWO-POINT CONVERSION MADE

By Jaguars — B. Bortles pass to A. Robinson vs. Houston, 11/13/16
By Opponents — L. McCoy of Buffalo run, 11/27/16

TWO-POINT CONVERSION FAILED

By Jaguars — Blake Bortles at New Orleans (pass failed), 12/27/15
By Opponents — Joe Flacco of Baltimore (pass failed), 11/15/15

RECOVERED OWN ONSIDE KICK

By Jaguars — at Baltimore (J. Cyprien), 12/14/14
By Opponents — vs. Houston (Q. Demps), 12/27/11

JAGUARS 2016 REPORT

JACKSONVILLE JAGUARS / WEEK 17 / THROUGH SUNDAY, JANUARY 1, 2017

WON 3, LOST 13

09/11 L 23-27	Green Bay
09/18 L 14-38	at San Diego
09/25 L 17-19	Baltimore
10/02 W 30-27	Indianapolis
10/16 W 17-16	at Chicago
10/23 L 16-33	Oakland
10/27 L 22-36	at Tennessee
11/06 L 14-19	at Kansas City
11/13 L 21-24	Houston
11/20 L 19-26	at Detroit
11/27 L 21-28	at Buffalo
12/04 L 10-20	Denver
12/11 L 16-25	Minnesota
12/18 L 20-21	at Houston
12/24 W 38-17	Tennessee
01/01 L 20-24	at Indianapolis

Jax **Opp.**

TOTAL FIRST DOWNS	321	305
Rushing	75	93
Passing	207	174
Penalty	39	38
3rd Down: Made/Att	78/221	83/224
3rd Down Pct.	35.3	37.1
4th Down: Made/Att	7/16	6/13
4th Down Pct.	43.8	46.2
POSSESSION AVG.	29:09	30:51
TOTAL NET YARDS	5359	5147
Avg. Per Game	334.9	321.7
Total Plays	1052	1030
Avg. Per Play	5.1	5.0
NET YARDS RUSHING	1631	1703
Avg. Per Game	101.9	106.4
Total Rushes	392	446
NET YARDS PASSING	3728	3444
Avg. Per Game	233.0	215.3
Sacked/Yards Lost	34/197	33/183
Gross Yards	3925	3627
Att./Completions	626/369	551/345
Completion Pct.	58.9	62.6
Had Intercepted	16	7
PUNTS/AVERAGE	77/46.6	82/46.0
NET PUNTING AVG.	77/39.5	82/42.6
PENALTIES/YARDS	129/1178	101/948
FUMBLES/BALL LOST	23/13	18/6

TOUCHDOWNS	34	41
Rushing	8	17
Passing	24	20
Returns	2	4

* SCORE BY PERIODS	Q1	Q2	Q3	Q4	OT	PTS
TEAM	51	90	64	113	0	318
OPPONENTS	57	134	99	110	0	400

* SCORING	TD	Ru	Pa	Rt	K	PAT	FG	S	PTS
Myers	0	0	0	0	29/32	27/34	0	110	OPPONENTS
A. Robinson	6	0	0	0	0	0	38	0	* KICKOFF RETURNS
Bortles	4	3	1	0	0	0	26	Lee	
Lee	4	0	3	1	0	24	C. Grant		
Thomas	4	0	4	0	0	24	Benn		
Hurns	3	0	3	0	0	18	Walters		
Ivory	3	3	0	0	0	18	D. Robinson		
C. Grant	2	1	1	0	0	12	C. Smith		
Walters	2	0	2	0	0	12	TEAM		
Yeldon	2	1	1	0	0	12	OPPONENTS		
Benn	1	0	1	0	0	6	* FIELD GOALS		
Koyack	1	0	1	0	0	6	Myers		
Lewis	1	0	1	0	0	6	TEAM		
Ramsey	1	0	0	1	0	6	OPPONENTS		
TEAM	34	8	24	2	29/32	27/34	0	318	Myers: (26G, 39G, 50G) (54N) (49G, 52B) (22G, 46G, 49G)
OPPONENTS	41	17	20	4	36/40	38/41	1	400	(30G) (23G, 37G, 44G) (54N) (54G, 44G) (27G, 52G) (47G) (45G, 55G, 24G, 41N, 61B) (26G, 50G) (29G, 48G, 56G, 50G) (47G, 30N, 54N, 41G)

2-Pt Conv: Bortles, A. Robinson, TM 2-2, OPP 1-1

SACKS: Ngakoue 8, Jackson 6.5, Fowler 4, Marks 3.5, Alualu 2.5, Posluszny 1.5, Colvin 1, Cyprien 1, Day 1, Odrick 1, C. Smith 1, T. Smith 1, Jack 0.5, Johnson 0.5, TM 33, OPP 34 **FUM/LOST:** Bortles 8/6, Ivory 5/3, Greene 4/1, Yeldon 2/1, Hurns 1/0, Lee 1/1, A. Robinson 1/0, Walters 1/1

* PASSING	Att	Cmp	Yds	Cmp%	Yds/Att	TD	TD%	Int	Int%	Long	Sack/Lost	Rating
Bortles	625	368	3905	58.9	6.25	23	3.7	16	2.6	51t	34/ 197	78.8
Lee	1	1	20	100.0	20.00	1	100.0	0	0.0	20t	0/ 0	158.3
TEAM	626	369	3925	58.9	6.27	24	3.8	16	2.6	51t	34/ 197	79.5
OPPONENTS	551	345	3627	62.6	6.58	20	3.6	7	1.3	64t	33/ 183	88.5

*** RUSHING**

No.	Yds	Avg	Long	TD
130	465	3.6	16	1
117	439	3.8	42	3
58	359	6.2	27	3
32	164	5.1	57t	1
41	144	3.5	9	0
6	35	5.8	11	0
2	11	5.5	7	0
2	7	3.5	7	0
2	7	3.5	6	0
2	5	2.5	7	0
1	4	4.0	4	0
1	-2	-2.0	-2	0
392	1631	4.2	57t	8
446	1703	3.8	75t	17

*** RECEIVING**

No.	Yds	Avg	Long	TD
73	883	12.1	42	6
63	851	13.5	51	3
50	312	6.2	17	1
35	477	13.6	42t	3
30	281	9.4	24	4
24	231	9.6	23	2
20	186	9.3	37	0
20	169	8.5	37	1
19	161	8.5	17	1
12	110	9.2	17	0
5	116	23.2	51t	1
5	32	6.4	9	0
4	35	8.8	15t	1
3	22	7.3	11	0
3	11	3.7	6	0
1	20	20.0	20t	1
1	19	19.0	19	0
1	9	9.0	9	0
369	3925	10.6	51t	24
345	3627	10.5	64t	20

*** INTERCEPTIONS**

No.	Yds	Avg	Long	TD
2	65	32.5	35	1
2	0	0.0	0	0
1	30	30.0	30	0
1	9	9.0	9	0
1	0	0.0	0	0
7	104	14.9	35	1
16	308	19.3	51t	3

*** PUNTING**

No.	Yds	Avg	Net	TB	In	Lg	B
77	3589	46.6	39.5	8	27	78	0
77	3589	46.6	39.5	8	27	78	0
82	3774	46.0	42.6	3	33	61	1

*** PUNT RETURNS**

Ret	FC	Yds	Avg	Long	TD
21	5	131	6.2	42	0
17	16	86	5.1	14	0
2	3	3	1.5	3	0
40	24	220	5.5	42	0
31	19	389	12.5	57	1

*** KICKOFF RETURNS**

No.	Yds	Avg	Long	TD
18	545	30.3	100t	1
13	268	20.6	32	0
2	16	8.0	16	0
2	39	19.5	23	0
1	13	13.0	13	0
1	0	0.0	0	0
37	881	23.8	100t	1
13	273	21.0	53	0

*** FIELD GOALS**

1-19	20-29	30-39	40-49	50+
0/ 0	7/ 7	3/ 4	10/11	7/12
0/ 0	7/ 7	3/ 4	10/11	7/12
0/ 0	10/10	10/10	13/15	5/ 6
Myers: (26G, 39G, 50G) (54N) (49G, 52B) (22G, 46G, 49G)				
(30G) (23G, 37G, 44G) (54N) (54G, 44G) (27G, 52G) (47G) (45G, 55G, 24G, 41N, 61B) (26G, 50G) (29G, 48G, 56G, 50G) (47G, 30N, 54N, 41G)				

OPP: (25G, 20G) (25G) (43G, 42G, 37G, 53G) (53G, 49G) (36G, 24G, 32G) (26G, 32G, 44G, 52G) (32G, 22G, 33G) (26G, 51G, 24G, 36G) (49N, 50N, 51G) (27G, 43G) (32G, 41G) (43G, 32G, 40G, 46G) (39G, 45G, 43G, 27G) (42G) (48N, 45G)

2016 SEASON STATISTICS

DEFENSE

Player	Tkl	Ast	Comb	Sack	Sk Yds	TFL	QH	Int	PD	FF	FR
Paul Posluszny	97	36	133	1.5	17	8	3	1	3	0	0
Johnathan Cyprien	96	30	126	1	2	3	1	0	4	1	1
Telvin Smith	98	20	118	1	0	14	2	2	8	0	1
Jalen Ramsey	55	10	65	0	0	2	1	2	14	1	0
Prince Amukamara	46	3	49	0	0	1	0	0	6	0	0
Tashaun Gipson	34	7	41	0	0	0	0	1	2	0	0
Tyson Alualu	28	8	36	2.5	14	6	6	0	0	1	0
Malik Jackson	28	5	33	6.5	39.5	11	19	0	4	0	1
Abry Jones	26	6	32	0	0	4	0	0	1	0	0
Dante Fowler	23	9	32	4	26.5	6	11	0	5	0	0
Yannick Ngakoue	20	3	23	8	45	6	14	1	2	4	0
Sen'Derrick Marks	18	4	22	3.5	19	7	9	0	1	0	1
Aaron Colvin	18	4	22	1	7	2	1	0	0	0	0
Myles Jack	16	6	22	0.5	0	1	2	0	2	0	0
Dan Skuta	15	3	18	0	0	3	2	0	1	0	0
Davon House	13	3	16	0	0	0	0	0	0	0	0
Jared Odrick	9	3	12	1	0	0	1	0	1	1	0
Roy Miller	10	0	10	0	0	1	1	0	0	0	0
Josh Johnson	5	4	9	0.5	5	0	1	0	1	0	0
Sheldon Day	6	2	8	1	4	4	1	0	0	0	0
Dwayne Gratz	5	0	5	0	0	0	0	0	0	0	0
Peyton Thompson	3	2	5	0	0	0	1	0	0	0	0
Hayes Pullard	3	2	5	0	0	0	0	0	0	0	0
Chris Smith	4	0	4	1	4	1	1	0	0	0	0
Richard Ash	1	3	4	0	0	0	0	0	0	0	0
Jarrold Wilson	2	0	2	0	0	0	0	0	0	0	0
Team Totals	679	173	852	33	183	80	77	7	55	8	4

SPECIAL TEAMS

Player	Tkl	Ast	FF	FR	BL
Peyton Thompson	7	2	0	0	0
Corey Grant	5	1	0	0	0
Jarrold Wilson	4	2	0	0	0
Arrelious Benn	5	0	0	0	0
Hayes Pullard	2	2	0	0	0
Arthur Brown	3	0	0	0	0
Denard Robinson	3	0	0	1	0
Myles Jack	2	0	0	0	0
Carson Tinker	1	1	0	0	0
Tyson Alualu	1	0	0	0	0
Johnathan Cyprien	0	1	0	0	0
Alex Ellis	1	0	0	0	0
Davon House	1	0	0	0	0
Ben Koyack	1	0	0	1	0
Jason Myers	1	0	0	0	0
Brad Nortman	1	0	0	0	0
Telvin Smith	1	0	0	0	0
Neal Sterling	1	0	0	0	0
Sen'Derrick Marks	0	0	0	0	1
Dan Skuta	0	0	0	0	1
Rashad Greene Sr.	0	0	0	2	0
Team Totals	40	9	0	4	2



ROSTER INFORMATION

2016 SEASON IN REVIEW

ALPHABETICAL ROSTER

NO	NAME	POS	HT	WT	DOB	AGE	EXP	COLLEGE	HOMETOWN	HOW ACQ
10	Allen, Brandon	QB	6-2	214	9/5/92	24	R	Arkansas	Fayetteville, Ark.	D6b-'16
93	Alualu, Tyson	DE	6-3	309	5/12/87	29	7	California	Honolulu, Hawaii	D1-'10
21	Amukamara, Prince	CB	6-0	193	6/6/89	27	6	Nebraska	Leominster, Mass.	UFA (NYG)-'16
36	Banyard, Joe	RB	5-10	223	11/12/88	28	4	Texas-El Paso	Sweetwater, Texas	FA-'16
68	Beachum, Kelvin	OT	6-3	308	6/8/89	27	5	Southern Methodist	Mexia, Texas	UFA (Pit.)-'16
17	Benn, Arrelious	WR	6-2	228	9/8/88	28	6	Illinois	Washington, D.C.	FA-'16
5	Bortles, Blake	QB	6-5	236	4/28/92	24	3	Central Florida	Oviedo, Fla.	D1-'14
70	Bowanko, Luke	C	6-6	300	6/13/91	25	3	Virginia	Clifton, Va.	D6-'14
60	Cann, A.J.	G	6-3	315	10/23/91	25	2	South Carolina	Bamberg, S.C.	D3-'15
37	Cyprien, Johnathan	S	6-0	220	7/29/90	26	4	Florida International	North Miami Beach, Fla.	D2-'13
35	Davis, Akeem	CB	6-1	200	12/25/89	27	3	Memphis	Laurel, Miss.	FA-'16
92	Day, Sheldon	DT	6-1	294	7/1/94	22	R	Notre Dame	Indianapolis, Ind.	D4-'16
48	Ellis, Alex	TE	6-4	245	2/10/93	23	R	Tennessee	Salisbury, Md.	FA-'16
56	Fowler Jr., Dante	DE	6-3	255	8/3/94	22	2	Florida	St. Petersburg, Fla.	D1-'15
39	Gipson, Tashaun	FS	5-11	212	8/7/90	26	5	Wyoming	Dallas, Texas	UFA (Cle.)-'16
30	Grant, Corey	RB	5-11	203	12/19/91	25	2	Auburn	Opelika, Ala.	FA-'15
7	Henne, Chad	QB	6-3	222	7/2/85	31	9	Michigan	Wyomissing, Pa.	UFA (Mia.)-'12
34	Hill, Bronson	RB	5-10	223	1/2/93	24	1	Eastern Michigan	Grand Rapids, Mich.	FA-'16
79	Hill, Jordan	DT	6-1	295	2/8/91	25	4	Penn State	Harrisburg, Pa.	W (Was.)-'16
31	House, Davon	CB	6-0	190	7/10/89	27	6	New Mexico State	Palmdale, Calif.	UFA (G.B.)-'15
88	Hurns, Allen	WR	6-3	201	11/12/91	25	3	Miami (Fla.)	Miami, Fla.	FA-'14
33	Ivory, Chris	RB	6-0	223	3/22/88	28	7	Tiffin	Longview, Texas	UFA (NYJ)-'16
44	Jack, Myles	LB	6-1	244	9/3/95	21	R	UCLA	Scottsdale, Ariz.	D2-'16
90	Jackson, Malik	DL	6-5	290	1/11/90	27	5	Tennessee	Van Nuys, Calif.	UFA (Den.)-'16
29	Johnson, Josh	CB	5-10	188	9/10/90	26	1	Purdue	Dade City, Fla.	FA-'16
95	Jones, Abry	DT	6-4	318	9/8/91	25	4	Georgia	Warner Robins, Ga.	FA-'13
83	Koyack, Ben	TE	6-5	258	4/9/93	23	1	Notre Dame	Oil City, Pa.	D7-'15
11	Lee, Marqise	WR	6-0	196	11/25/91	25	3	Southern California	Inglewood, Calif.	D2-'14
65	Linder, Brandon	C	6-6	315	1/25/92	24	3	Miami (Fla.)	Southwest Ranches, Fla.	D3-'14
99	Marks, Sen'Derrick	DT	6-2	305	2/23/87	29	8	Auburn	Mobile, Ala.	UFA (Ten.)-'13
2	Myers, Jason	K	5-10	190	5/12/91	25	2	Marist	Chula Vista, Calif.	FA-'15
91	Ngakoue, Yannick	DE	6-2	246	3/31/95	21	R	Maryland	Bowie, Md.	D3-'16
3	Nortman, Brad	P	6-2	214	9/12/89	27	5	Wisconsin	Brookfield, Wis.	UFA (Car.)-'16
78	Parnell, Jermei	OT	6-6	326	7/20/86	30	6	Mississippi	Blytheville, Ark.	UFA (Dal.)-'15
51	Posluszny, Paul	LB	6-2	232	10/10/84	32	10	Penn State	Aliquippa, Pa.	UFA (Buf.)-'11
52	Pullard III, Hayes	LB	6-0	235	4/18/92	24	2	Southern California	Los Angeles, Calif.	PS (Cle.)-'15
20	Ramsey, Jalen	CB	6-2	208	10/24/94	22	R	Florida State	Smyrna, Tenn.	D1-'16
38	Richardson, Daryl	RB	5-10	204	4/12/90	26	3	Abilene Christian	Jacksonville, Fla.	W (Pit.)-'16
15	Robinson, Allen	WR	6-3	211	8/24/93	23	3	Penn State	Southfield, Mich.	D2a-'14
16	Robinson, Denard	RB	6-0	215	9/22/90	26	4	Michigan	Deerfield Beach, Fla.	D5-'13
54	Rush, Marcus	LB	6-3	245	6/19/91	25	1	Michigan State	Cincinnati, Ohio	PS (S.F.)-'16
69	Shatley, Tyler	G	6-3	310	5/5/91	25	2	Clemson	Icard, N.C.	FA-'14
55	Skuta, Dan	LB	6-2	250	4/21/86	30	8	Grand Valley State	Flint, Mich.	UFA (S.F.)-'15
98	Smith, Chris	DE	6-1	265	2/11/92	24	3	Arkansas	Mount Ulla, N.C.	D5b-'14
50	Smith, Telvin	LB	6-3	215	4/11/91	25	3	Florida State	Valdosta, Ga.	D5a-'14
87	Sterling, Neal	TE	6-4	257	1/14/92	25	2	Monmouth	Belmar, N.J.	D7a-'15
25	Thompson, Peyton	FS	5-10	184	9/26/90	26	2	San Jose State	Sacramento, Calif.	FA-'14
46	Tinker, Carson	LS	6-0	237	11/15/89	27	4	Alabama	Murfreesboro, Tenn.	FA-'13
81	Walters, Bryan	WR	6-0	192	11/4/87	29	5	Cornell	Bothell, Wash.	FA-'16
12	Washington, Tony	WR	5-11	195	10/18/90	26	2	Appalachian State	High Point, N.C.	FA-'16
72	Wells, Josh	OT	6-6	306	2/14/91	25	3	James Madison	Mechanicsville, Va.	FA-'14
47	Wilson, Jarrod	S	6-2	210	2/9/94	22	R	Michigan	Akron, Ohio	FA-'16
14	Wynn, Shane	WR	5-6	168	11/15/92	24	1	indiana	Cleveland, Ohio	FA-'16

Interim Head Coach: Doug Marrone

Assistants: John Benton (assistant offensive line), Daniel Bullocks (assistant defensive backs), John Donovan (offensive quality control) Nathaniel Hackett (offensive coordinator), Alex Hampton (strength associate), Scottie Hazelton (assistant linebackers), Monte Kiffin (defensive assistant), Jess Langvardt (strength associate), Mike Mallory (special teams coordinator), Ron Middleton (tight ends/assistant special teams), Tom Myslinski (strength and conditioning coordinator), Chris O'Hara (offensive coaches associate), Mike Rutenberg (defensive assistant), Robert Saleh (linebackers), Cedric Scott (assistant strength coach), Dan Shamash (defensive quality control), Kelly Skipper (running backs), Matt Smiley (assistant special teams coach), Tony Sorrentino (assistant wide receivers coach), Jerry Sullivan (wide receivers), DeWayne Walker (defensive backs), Todd Wash (defensive coordinator), Aaron Whitecotton (assistant defensive line), Tyler Wolf (assistant to head coach).

NUMERICAL ROSTER

NO	NAME	POS	HT	WT	DOB	AGE	EXP	COLLEGE	HOMETOWN	HOW ACQ
2	Jason Myers	K	5-10	190	5/12/91	25	2	Marist	Chula Vista, Calif.	FA-'15
	Brad Nortman	P	6-2	214	9/12/89	27	5	Wisconsin	Brookfield, Wis.	UFA (Car.)-'16
5	Blake Bortles	QB	6-5	236	4/28/92	24	3	Central Florida	Oviedo, Fla.	D1-'14
7	Chad Henne	QB	6-3	222	7/2/85	31	9	Michigan	Wyomissing, Pa.	UFA (Mia.)-'12
10	Brandon Allen	QB	6-1	214	9/5/92	24	R	Arkansas	Fayetteville, Ark.	D6b-'16
11	Marqise Lee	WR	6-0	196	11/25/91	25	3	Southern California	Inglewood, Calif.	D2-'14
12	Tony Washington	WR	5-11	197	10/18/90	26	2	Appalachian State	High Point, N.C.	FA-'16
14	Shane Wynn	WR	5-6	168	11/15/92	24	1	Indiana	Cleveland, Ohio	FA-'16
15	Allen Robinson	WR	6-3	211	8/24/93	23	3	Penn State	Southfield, Mich.	D2a-'14
16	Denard Robinson	RB	6-0	215	9/22/90	26	4	Michigan	Deerfield Beach, Fla.	D5-'13
17	Arrelious Benn	WR	6-2	228	9/8/88	28	6	Illinois	Washington, D.C.	FA-'16
20	Jalen Ramsey	CB	6-1	208	10/24/94	22	R	Florida State	Smyrna, Tenn.	D1-'16
21	Prince Amukamara	CB	6-0	193	6/6/89	27	6	Nebraska	Leominster, Mass.	UFA (NYG.)-'16
25	Peyton Thompson	FS	5-10	184	9/26/90	26	2	San Jose State	Sacramento, Calif.	FA-'14
29	Josh Johnson	DB	5-10	188	9/10/90	26	1	Purdue	Dade City, Fla.	FA-'16
30	Corey Grant	RB	5-11	203	12/19/91	25	2	Auburn	Opelika, Ala.	FA-'15
31	Davon House	CB	6-0	190	7/10/89	27	6	New Mexico State	Palmdale, Calif.	UFA (G.B.)-'15
33	Chris Ivory	RB	6-0	223	3/22/88	28	7	Tiffin	Longview, Texas	UFA (NYJ.)-'16
34	Bronson Hill	RB	5-10	223	1/2/93	24	1	Eastern Michigan	Grand Rapids, Mich.	FA-'16
35	Akeem Davis	CB	6-1	200	12/25/89	27	3	Memphis	Laurel, Miss.	FA-'16
36	Joe Banyard	RB	5-10	223	11/12/88	28	4	Texas El-Paso	Sweetwater, Texas	FA-'16
37	Johnathan Cyprien	S	6-0	220	7/29/90	26	4	Florida International	North Miami Beach, Fla.	D2-'13
38	Daryl Richardson	RB	5-10	204	4/12/90	26	3	Abilene Christian	Jacksonville, Fla.	W (Pit.)-'16
39	Tashaun Gipson	FS	5-11	212	8/7/90	26	5	Wyoming	Dallas, Texas	UFA (Cle.)-'16
44	Myles Jack	LB	6-1	244	9/3/95	21	R	UCLA	Scottsdale, Ariz.	D2-'16
46	Carson Tinker	LS	6-0	237	11/15/89	27	4	Alabama	Murfreesboro, Tenn.	FA-'13
47	Jarrod Wilson	S	6-2	210	1/23/94	23	R	Michigan	Akron, Ohio	FA-'16
48	Alex Ellis	TE	6-4	245	2/10/93	23	R	Tennessee	Salisbury, Md.	FA-'16
50	Telvin Smith	LB	6-3	215	4/11/91	25	3	Florida State	Valdosta, Ga.	D5a-'14
51	Paul Posluszny	LB	6-2	232	10/10/84	32	10	Penn State	Aliquippa, Pa.	UFA (Buf.)-'11
52	Hayes Pullard III	LB	6-0	235	4/18/92	24	2	Southern California	Los Angeles, Calif.	PS (Cle.)-'15
54	Marcus Rush	LB	6-3	245	6/19/91	25	1	Michigan State	Cincinnati, Ohio	PS (S.F.)-'16
55	Dan Skuta	LB	6-2	250	4/21/86	30	8	Grand Valley State	Flint, Mich.	UFA (S.F.)-'15
56	Dante Fowler Jr.	DE	6-3	255	8/3/94	22	2	Florida	St. Petersburg, Fla.	D1-'15
60	A.J. Cann	G	6-3	315	10/23/91	25	2	South Carolina	Bamberg, S.C.	D3-'15
65	Brandon Linder	C	6-6	315	1/25/92	24	3	Miami (Fla.)	Southwest Ranches, Fla.	D3-'14
68	Kelvin Beachum	OT	6-3	308	6/8/89	27	5	Southern Methodist	Mexia, Texas	UFA (Pit.)-'16
69	Tyler Shatley	G	6-3	310	5/5/91	25	2	Clemson	Icard, N.C.	FA-'14
70	Luke Bowanko	C	6-6	300	6/13/91	25	3	Virginia	Clifton, Va.	D1-'14
72	Josh Wells	OL	6-6	206	2/14/91	25	3	James Madison	Mechanicsville, Va.	FA-'14
78	Jermei Parnell	OT	6-6	326	7/20/86	30	7	Mississippi	Blytheville, Ark.	UFA (Dal.)-'15
79	Jordan Hill	DT	6-1	295	2/8/91	25	4	Penn State	Harrisburg, Pa.	W (Was.)-'16
81	Bryan Walters	WR	6-0	192	11/4/87	29	5	Cornell	Bothell, Wash.	UFA (Sea.)-'15
83	Ben Koyack	TE	6-5	258	4/9/93	23	1	Notre Dame	Oil City, Pa.	D7-'15
87	Neal Sterling	TE	6-4	257	1/14/92	25	2	Monmouth	Belmar, N.J.	D7a-'15
88	Allen Hurns	WR	6-3	201	11/12/91	25	3	Miami (Fla.)	Miami, Fla.	FA-'14
90	Malik Jackson	DL	6-5	290	1/11/90	27	5	Tennessee	Van Nuys, Calif.	UFA (Den.)-'16
91	Yannick Ngakoue	DE	6-2	246	3/31/95	21	R	Maryland	Bowie, Md.	D3-'16
92	Sheldon Day	DT	6-1	294	7/1/94	22	R	Notre Dame	Indianapolis, Ind.	D4-'16
93	Tyson Alualu	DE	6-3	309	5/12/87	29	7	California	Honolulu, Hawaii	D1-'10
95	Abry Jones	DT	6-4	318	9/8/91	25	4	Georgia	Warner Robins, Ga.	FA-'13
98	Chris Smith	DE	6-1	265	2/11/92	24	3	Arkansas	Mount Ulla, N.C.	D5b-'14
99	Sen'Derrick Marks	DT	6-2	305	2/23/87	29	8	Auburn	Mobile, Ala.	UFA (Ten.)-'13
Practice Squad										
19	Mekale McKay	WR	6-5	207	8/4/93	23	R	Cincinnati	Louisville, Ky.	PS-'16
26	Doran Grant	CB	5-10	196	11/30/92	24	2	Ohio State	Akron, Ohio	PS-'16
58	Raphael Kirby	LB	6-0	232	9/11/93	23	R	Miami (Fla.)	Stone Mountain, Ga.	PS-'16
62	Nila Kasitati	OL	6-4	315	4/25/93	23	R	Oklahoma	Euleuss, Texas	PS-'16
67	Arturo Uzdevinis	OT	6-6	318	11/2/92	24	R	Tulane	Tampa, Fla.	PS-'16
74	Louis Nix	DT	6-2	329	7/31/91	25	3	Notre Dame	Jacksonville, Fla.	PS-'16
85	E.J. Bibbs	TE	6-2	258	8/28/91	25	2	Iowa State	Chicago, IL	PS-'16
86	Gannon Sinclair	TE	6-7	258	2/5/93	23	1	Missouri State	Edina, Minn.	PS-'16
94	Rodney Coe	DT	6-3	305	5/18/93	23	R	Akron	Fulton, Mo.	PS-'16
Injured Reserve										
13	Rashad Greene Sr.	WR	5-11	186	9/23/92	24	2	Florida State	Albany, Ga.	D5'15
22	Aaron Colvin	CB	6-0	193	10/2/91	25	3	Oklahoma	Tulsa, Okla.	D4'14
23	James Sample	S	6-2	217	6/3/92	24	2	Louisville	Sacramento, Calif.	D4'15
24	T.J. Yeldon	RB	6-1	223	10/2/93	23	2	Alabama	Daphne, Ala.	D2-'15
53	Sean Porter	LB	6-1	235	1/12/91	25	3	Texas A&M	Schertz, Texas	FA-'16
64	Chris Reed	OL	6-5	310	7/22/92	24	1	Minnesota State	Omaha, Neb.	FA-'15
73	Jeremiah Poutasi	OL	6-5	330	10/10/94	22	2	Utah	Daly City, Calif.	FA-'16
75	Jared Odrick	DL	6-5	298	12/31/87	29	7	Penn State	Lebanon County, Pa.	UFA (Mia.)-'15
76	Luke Joeckel	OL	6-6	310	11/6/91	24	4	Texas A&M	Arlington, Texas	D1-'13
77	Patrick Omahneh	OL	6-4	327	12/29/89	26	4	Michigan	Columbus, Ohio	FA-'16
80	Julius Thomas	TE	6-5	257	6/27/87	28	6	Portland State	Stockton, Calif.	UFA (Den.)-'15
89	Marcedes Lewis	TE	6-6	280	5/19/84	32	11	UCLA	Long Beach, Calif.	D1'06
96	Michael Bennett	DT	6-2	287	2/24/93	23	2	Ohio State	Centerville, Ohio	D6-'15
97	Roy Miller III	DT	6-2	325	7/9/87	29	8	Texas	Killeen, Texas	UFA (T.B.)-'13
Reserve/Physically Unable to Perform										
66	Jonathan Woodard	DE	6-6	287	1/23/94	22	R	Central Arkansas	Brentwood, Tenn.	D7-'16
Practice Squad Injured										
18	Rashad Lawrence	WR	6-2	196	6/10/92	24	1	Northwestern	Orlando, Fla.	FA-'16

ROSTER BY EXPERIENCE

NO	NAME	POS	HT	WT	DOB	AGE	EXP	COLLEGE	HOMETOWN
10th Year (1)									
51	Posluszny, Paul	LB	6-2	232	10/10/84	32	10	Penn State	Aliquippa, Pa.
9th Year (1)									
7	Henne, Chad	QB	6-3	222	7/2/85	31	9	Michigan	Wyomissing, Pa.
8th Year (2)									
99	Marks, Sen'Derrick	DT	6-2	305	2/23/87	29	8	Auburn	Mobile, Ala.
55	Skuta, Dan	LB	6-2	250	4/21/86	30	8	Grand Valley State	Burton, Mich.
7th Year (2)									
93	Alualu, Tyson	DE	6-3	309	5/12/87	29	7	California	Honolulu, Hawaii
33	Ivory, Chris	RB	6-0	223	3/22/88	28	7	Tiffin	Longview, Texas
6th Year (4)									
21	Amukamara, Prince	CB	6-0	193	6/6/89	27	6	Nebraska	Leominster, Mass.
17	Benn, Arrelious	WR	6-2	228	9/8/88	28	6	Illinois	Washington, D.C.
31	House, Davon	CB	6-0	190	7/10/89	27	6	New Mexico State	Palmdale, Calif.
78	Parnell, Jermey	OT	6-6	326	7/20/86	30	6	Mississippi	Blytheville, Ark.
5th Year (5)									
68	Beachum, Kelvin	OT	6-3	308	6/8/89	27	5	Southern Methodist	Mexia, Texas
39	Gipson, Tashaun	FS	5-11	212	8/7/90	26	5	Wyoming	Dallas, Texas
90	Jackson, Malik	DL	6-5	290	1/11/90	27	5	Tennessee	Van Nuys, Calif.
3	Nortman, Brad	P	6-2	214	9/12/89	27	5	Wisconsin	Brookfield, Wis.
81	Walters, Bryan	WR	6-0	192	11/4/87	29	5	Cornell	Bothell, Wash.
4th Year (6)									
36	Banyard, Joe	RB	5-10	223	11/12/88	28	4	Texas-El Paso	Sweetwater, Texas
37	Cyprien, Johnathan	S	6-0	220	7/29/90	26	4	Florida International	N. Miami Beach, Fla.
79	Hill, Jordan	DT	6-1	295	2/8/91	25	4	Penn State	Harrisburg, Pa.
95	Jones, Abry	DT	6-4	318	9/8/91	25	4	Georgia	Warner Robins, Ga.
16	Robinson, Denard	RB	6-0	215	9/22/90	26	4	Michigan	Deerfield Beach, Fla.
46	Tinker, Carson	LS	6-0	237	11/15/89	27	4	Alabama	Murfreesboro, Tenn.
3rd Year (14)									
5	Bortles, Blake	QB	6-5	236	4/28/92	24	3	Central Florida	Oviedo, Fla.
70	Bowanko, Luke	C	6-6	300	6/13/91	25	3	Virginia	Clifton, Va.
35	Davis, Akeem	CB	6-1	200	12/25/89	26	3	Memphis	Laurel, Miss.
88	Hurns, Allen	WR	6-3	201	11/12/91	25	3	Miami (Fla.)	Miami, Fla.
11	Lee, Marqise	WR	6-0	196	11/25/91	25	3	Southern California	Inglewood, Calif.
65	Linder, Brandon	G	6-6	315	1/25/92	24	3	Miami (Fla.)	Southwest Ranches, Fla.
38	Richardson, Daryl	RB	5-10	204	4/12/90	26	3	Abilene Christian	Jacksonville, Fla.
15	Robinson, Allen	WR	6-3	211	8/24/93	28	3	Penn State	Southfield, Mich.
98	Smith, Chris	DE	6-1	265	2/11/92	24	3	Arkansas	Mount Ulla, N.C.
50	Smith, Telvin	LB	6-3	215	4/11/91	25	3	Florida State	Valdosta, Ga.
72	Wells, Josh	OL	6-6	306	2/14/91	25	3	James Madison	Mechanicsville, Va.
2nd Year (9)									
60	Cann, A.J.	G	6-2	315	10/23/91	25	2	South Carolina	Bamberg, S.C.
56	Fowler Jr., Dante	DE	6-3	255	8/3/94	22	2	Florida	St. Petersburg, Fla.
30	Grant, Corey	RB	5-11	203	12/19/91	25	2	Auburn	Opelika, Ala.
2	Myers, Jason	K	5-10	190	5/12/91	25	2	Marist	Chula Vista, Calif.
52	Pullard III, Hayes	LB	6-0	235	4/18/92	24	2	Southern California	Los Angeles, Calif.
69	Shatley, Tyler	G	6-3	310	5/5/91	25	2	Clemson	Icard, N.C.
87	Sterling, Neal	TE	6-4	257	1/14/92	25	2	Monmouth	Belmar, N.J.
25	Thompson, Peyton	FS	6-0	184	9/26/90	26	2	San Jose State	Sacramento, Calif.
12	Washington, Tony	WR	5-11	195	10/18/90	26	2	Appalachian State	High Point, N.C.
1st Year (5)									
14	Wynn, Shane	WR	5-6	168	11/15/92	24	1	Indiana	Cleveland, Ohio
34	Hill, Bronson	RB	5-10	223	1/2/93	23	1	Eastern Michigan	Grand Rapids, Mich.
29	Johnson, Josh	DB	5-10	188	9/10/90	26	1	Purdue	Dade City, Fla.
54	Rush, Marcus	LB	6-3	245	6/19/91	25	1	Michigan State	Cincinnati, Ohio
83	Koyack, Ben	TE	6-5	258	4/9/93	23	1	Notre Dame	Oil City, Pa.
Rookies (7)									
10	Allen, Brandon	QB	6-1	214	9/5/92	24	R	Arkansas	Fayetteville, Ark.
92	Day, Sheldon	DT	6-1	294	7/1/94	22	R	Notre Dame	Indianapolis, Ind.
48	Ellis, Alex	TE	6-4	245	2/10/93	23	R	Tennessee	Salisbury, Md.
44	Jack, Myles	LB	6-1	244	9/3/95	21	R	UCLA	Scottsdale, Ariz.
91	Ngakoue, Yannick	DE	6-2	246	3/31/95	21	R	Maryland	Bowie, Md.
20	Ramsey, Jalen	CB	6-1	208	10/24/94	22	R	Florida State	Smyrna, Tenn.
47	Wilson, Jarrod	S	6-2	210	2/9/94	22	R	Michigan	Arkon, Ohio

ROSTER BY POSITION

OFFENSE 26							
	NO	NAME	POS	HT	WT	EXP	COLLEGE
3 QUARTERBACKS							
	5	Bortles, Blake	QB	6-5	236	3	Central Florida
	7	Henne, Chad	QB	6-3	222	9	Michigan
	10	Allen, Brandon	QB	6-1	214	R	Arkansas
6 RUNNING BACKS							
	16	Robinson, Denard	RB	6-0	215	4	Michigan
	36	Banyard, Joe	RB	5-10	223	4	Texas-El Paso
	38	Richardson, Daryl	RB	5-10	204	3	Abilene Christian
	30	Grant, Corey	RB	5-11	203	2	Auburn
	33	Ivory, Chris	RB	6-0	223	7	Tiffin
	34	Hill, Bronson	RB	5-11	223	1	Eastern Michigan
7 WIDE RECEIVERS							
	11	Lee, Marqise	WR	6-0	196	3	Southern California
	12	Washington, Tony	WR	5-11	195	2	Appalachian State
	14	Wynn, Shane	WR	5-6	168	1	Indiana
	15	Robinson, Allen	WR	6-3	211	3	Penn State
	17	Benn, Arrelious	WR	6-2	228	6	Illinois
	81	Walters, Bryan	WR	6-0	192	5	Cornell
	88	Hurns, Allen	WR	6-3	201	3	Miami (Fla.)
3 TIGHT ENDS							
	48	Ellis, Alex	TE	6-4	245	R	Tennessee
	83	Koyack, Ben	TE	6-5	258	1	Notre Dame
	87	Sterling, Neal	TE	6-4	257	2	Monmouth
7 OFFENSIVE LINEMEN							
	60	Cann, A.J.	G	6-3	315	2	South Carolina
	65	Linder, Brandon	G	6-6	315	3	Miami (Fla.)
	68	Beachum, Kelvin	OT	6-3	308	5	Southern Methodist
	69	Shatley, Tyler	G	6-3	310	3	Clemson
	70	Bowanko, Luke	C	6-6	300	3	Virginia
	72	Wells, Josh	OL	6-6	306	3	James Madison
	78	Parnell, Jermeay	OT	6-6	326	7	Mississippi
SPECIAL TEAMS 3							
3 KICKERS/SPECIALISTS							
	2	Myers, Jason	K	5-10	190	2	Marist
	3	Nortman, Brad	P	6-2	214	5	Wisconsin
	46	Tinker, Carson	LS	6-0	237	4	Alabama
DEFENSE 24							
9 DEFENSIVE LINEMEN							
	56	Fowler, Jr., Dante	DE	6-3	255	2	Florida
	79	Hill, Jordan	DT	6-1	295	4	Penn State
	90	Jackson, Malik	DL	6-5	290	5	Tennessee
	91	Ngakoué, Yannick	DE	6-2	246	R	Maryland
	92	Day, Sheldon	DT	6-1	294	R	Notre Dame
	93	Alualu, Tyson	DE	6-3	304	7	California
	95	Jones, Abry	DT	6-4	309	4	Georgia
	98	Smith, Chris	DE	6-1	265	3	Arkansas
	99	Marks, Sen'Derrick	DT	6-2	305	8	Auburn
6 LINEBACKERS							
	44	Jack, Myles	LB	6-1	244	R	UCLA
	50	Smith, Telvin	LB	6-3	215	3	Florida State
	51	Posluszny, Paul	LB	6-2	232	10	Penn State
	52	Pullard III, Hayes	LB	6-0	235	2	Southern California
	54	Rush, Marcus	LB	6-3	245	1	Michigan State
	55	Skuta, Dan	LB	6-2	250	8	Grand Valley State
9 DEFENSIVE BACKS							
	20	Ramsey, Jalen	CB	6-1	208	R	Florida State
	21	Amukamara, Prince	CB	6-0	193	6	Nebraska
	25	Thompson, Peyton	FS	5-10	184	2	San Jose State
	29	Johnson, Josh	CB	5-10	188	2	Purdue
	31	House, Davon	CB	6-0	190	6	New Mexico State
	35	Davis, Akeem	CB	6-1	200	3	Memphis
	37	Cyprien, Johnathan	S	6-0	220	4	Florida International
	39	Gipson, Tashaun	FS	5-11	212	5	Wyoming
	47	Wilson, Jarrod	S	6-2	210	R	Michigan

DEPTH CHART

OFFENSE

WR:	15 Allen Robinson	17 Arrelious Benn	14 Shane Wynn
TE:	48 Alex Ellis	87 Neal Sterling	
LT:	68 Kelvin Beachum	72 Josh Wells	
LG:	69 Tyler Shatley		
C:	65 Brandon Linder	69 Tyler Shatley	70 Luke Bowanko
RG:	60 A.J. Cann	69 Tyler Shatley	
RT:	78 Jermeay Parnell	72 Josh Wells	
TE:	83 Ben Koyack	87 Neal Sterling	48 Alex Ellis
WR:	88 Allen Hurns	11 Marqise Lee	81 Bryan Walters
QB:	5 Blake Bortles	7 Chad Henne	10 Brandon Allen
RB:	33 Chris Ivory	16 Denard Robinson	30 Corey Grant
			38 Daryl Richardson
			12 Tony Washington
			34 Bronson Hill
			36 Joe Banyard

DEFENSE

LEO:	91 Yannick Ngakoue	56 Dante Fowler Jr.	98 Chris Smith
DT:	90 Malik Jackson	99 Sen'Derrick Marks	92 Sheldon Day
DT:	95 Abry Jones	79 Jordan Hill	
DE:	93 Tyson Alualu	99 Sen'Derrick Marks	
WLB:	50 Telvin Smith	44 Myles Jack	
MLB:	51 Paul Posluszny	52 Hayes Pullard III	
OTTO:	44 Myles Jack	55 Dan Skuta	54 Marcus Rush
LCB:	21 Prince Amukamara	31 Davon House	35 Akeem Davis
FS:	39 Tashaun Gipson	25 Peyton Thompson	
SS:	37 Johnathan Cyprien	47 Jarrod Wilson	
RCB:	20 Jalen Ramsey	29 Josh Johnson	

SPECIAL TEAMS

K:	2 Jason Myers		
P:	3 Brad Nortman		
LS:	46 Carson Tinker		
PH:	3 Brad Nortman		
KR:	11 Marqise Lee	30 Corey Grant	16 Denard Robinson
PR:	81 Bryan Walters	11 Marqise Lee	

_____ = ROOKIE

PRONUNCIATION GUIDE

Tyson Alualu	AH-loo AH-loo	Prince Amukamara	ah-MOO-kah-MAR-uh
Luke Bowanko	boh-WAIN-koh	A.J. Cann	CAN
Johnathan Cyprien	SIP-ree-en	Tashaun Gipson	tuh-SHAWN
Davon House	duh-VON	Abry Jones	A-bree
Yannick Ngakoue	yah-NEEK in-GAH-kway	Jermeay Parnell	Jeremy
Paul Posluszny	puz-LUZ-nee	Hayes Pullard III	puh-LARD
Robert Saleh	SAHL-uh	Dan Skuta	SKOO-tuh
Jarrod Wilson	Jared		

HOW THE ROSTER WAS BUILT

Year	Rookie, Veteran, First-Year FAs (18)	Unrestricted Free Agents (12)	Practice Squad (2)	Waivers (2)	Draft (19)
2010					DE Tyson Alualu
2011		LB Paul Posluszny			
2012		QB Chad Henne			
2013	DT Abry Jones LS Carson Tinker	DT Sen'Derrick Marks			S Johnathan Cyprien RB Denard Robinson
2014	WR Allen Hurns OL Tyler Shatley DB Peyton Thompson				QB Blake Bortles WR Allen Robinson WR Marqise Lee OL Brandon Linder OL Luke Bowanko LB Chris Smith LB Telvin Smith
2015	K Jason Myers RB Corey Grant	CB Davon House OL Jermei Parnell LB Dan Skuta	LB Hayes Pullard III		DE Dante Fowler Jr. OL A.J. Cann TE Neal Sterling TE Ben Koyack
2016	CB Josh Johnson S Jarrod Wilson WR Arrelious Benn WR Bryan Walters OL Josh Wells TE Alex Ellis WR Shane Wynn RB Bronson Hill WR Tony Washington CB Akeem Davis RB Joe Banyard	CB Prince Amukamara RB Chris Ivory DL Malik Jackson P Brad Nortman FS Tashaun Gipson OL Kelvin Beachum	LB Marcus Rush	DT Jordan Hill RB Daryl Richardson	CB Jalen Ramsey LB Myles Jack DE Yannick Ngakoue DT Sheldon Day QB Brandon Allen

2016 TRANSACTIONS

DATE	PLAYER	TRANSACTION	DATE	PLAYER	TRANSACTION
January 4	BAILEY, Rasheed, WR	Signed reserve/future contract	September 2	EDWARDS, Kadeem, OL	Waived
January 4	EDWARDS, Kadeem, OL	Signed reserve/future contract	September 2	McCLENDON, Jacques, OL	Released
January 4	EVANS, Shaq, WR	Signed reserve/future contract	September 2	SLATER, Pearce, OT	Waived
January 4	KOYACK, Ben, TE	Signed reserve/future contract	September 2	HILL, Rashod, OT	Waived
January 4	LAWRENCE, Rashad, WR	Signed reserve/future contract	September 2	WYNN, Shane, WR	Waived
January 4	PORTER, Sean, LB	Signed reserve/future contract	September 2	BENN, Arrelious, WR	Released
January 4	REED, Chris, OL	Signed reserve/future contract	September 2	DAVIS, Ryan, LB	Released
January 4	REYNOLDS, Rashaad, CB	Signed reserve/future contract	September 2	EVANS, Josh, S	Waived
January 4	WOLFF, Earl, S	Signed reserve/future contract	September 2	HOLMES, Tyrone, DE	Waived
January 6	MILLER, Patrick, OT	Signed reserve/future contract	September 2	BENNETT, Michael, DT	Placed on injured reserve
February 12	JOHNSON, Josh, DB	Signed	September 2	ASH, Richard, DT	Waived
February 16	CASEY, Chance, DB	Signed	September 2	BARNES, T.J., DT	Waived
March 3	BEADLES, Zane, OL	Released	September 2	PORTER, Sean, LB	Waived
March 3	CLEMONS, Chris, DE	Released	September 2	BODDY-CALHOUN, Briean	Waived
March 9	BRANCH, Andre, DL	Contract expired	September 2	ARMBRISTER, Thurston, LB	Waived
March 9	ANGER, Bryan, P	Contract expired	September 2	MARSHALL, Nick, CB	Waived
March 9	WISNIEWSKI, Stefan, C	Contract expired	September 2	TRIPP, Jordan, LB	Waived
March 9	HARBOR, Clay, TE	Contract expired	September 2	COLVIN, Aaron, CB	Placed on reserve/suspended by commissioner list
March 9	YOUNG, Sam, OL	Contract expired	September 4	BANYARD, Joe, RB	Released
March 9	PIERCE, Bernard, RB	Contract expired	September 4	BROWN, Arthur, LB	Claimed off waivers from Baltimore
March 10	GERHART, Toby, RB	Released	September 4	WELLS, Josh, OT	Placed on injured reserve
March 10	IVORY, Chris, RB	Signed contract (UFA - NYJ)	September 4	BENN, Arrelious, WR	Signed contract
March 10	JACKSON, Malik, DL	Signed contract (UFA - Den.)	September 4	PORTER, Sean, LB	Signed to practice squad
March 10	NORTMAN, Brad, P	Signed contract (UFA - Car.)	September 4	ASH, Richard, DT	Signed to practice squad
March 10	GIPSON, Tashaun, S	Signed contract (UFA - Cle.)	September 4	EVANS, Shaq, WR	Signed to practice squad
March 11	BERNADEAU, Mackenzy, OL	Signed contract (UFA - Dal.)	September 4	HILL, Rashod, OL	Signed to practice squad
March 11	AMUKAMARA, Prince, CB	Signed contract (UFA - NYG)	September 4	LAWRENCE, Rashad, WR	Signed to practice squad
March 16	BEACHUM, Kelvin, OT	Signed contract (UFA - Pit.)	September 4	MARSHALL, Nick, CB	Signed to practice squad
March 31	COPELAND, Damian, WR	Released	September 4	WYNN, Shane, WR	Signed to practice squad
April 4	HAWKINSON, Tanner, OL	Claimed off waivers	September 4	Huff, Marqueston, S	Claimed off waivers from Tennessee
April 15	HAWKINSON, Tanner, OL	Placed on Reserve/Retired list	September 5	ELLIS, Alex, TE	Signed to practice squad
April 18	BROWN, Sergio, S	Released	September 5	HILL, Bronson, RB	Signed to practice squad
April 28	RAMSEY, Jalen, CB	Drafted (1)	September 5	POUTASI, Jeremiah, OL	Signed to practice squad
April 29	JACK, Myles, LB	Drafted (2)	September 6	EVANS, Shaq, WR	Placed on practice squad injured list
April 29	NGAKOUE, Yannick, DE	Drafted (3)	September 6	ROBINSON, Jamal, WR	Signed to practice squad
April 30	DAY, Sheldon, DT	Drafted (4)	September 7	WOLFF, Earl, S	Waived via injury settlement
April 30	HOLMES, Tyrone, DE	Drafted (6a)	September 13	HUFF, Marqueston, S	Waived
April 30	ALLEN, Brandon, QB	Drafted (6b)	September 13	EVANS, Shaq, WR	Released
April 30	WOODARD, Jonathan, DE	Drafted (7)	September 15	ROBINSON, Jamal, WR	Released from the practice squad
May 1	BODDY-CALHOUN, Briean, CB	Agreed to terms	September 15	HUFF, Marqueston, S	Signed to practice squad
May 1	BOWMAN, Braedon, TE	Agreed to terms	September 24	WALTERS, Bryan, WR	Released
May 1	HILL, Rashod, OT	Agreed to terms	September 24	HILL, Rashod, OL	Signed to active roster
May 1	HILTON, Mike, CB	Agreed to terms	September 26	HILL, Rashod, OL	Waived
May 1	OBERKROM, Jaden, K	Agreed to terms	September 26	WALTERS, Bryan, WR	Signed
May 1	ROBINSON, Jamal, WR	Agreed to terms	September 27	HILL, Rashod, OL	Signed to practice squad
May 1	SLATER, Pearce, OT	Agreed to terms	October 4	JOECKEL, Luke, OL	Placed on reserve/injured list
May 1	WILSON, Jarrod, S	Agreed to terms	October 5	HARRIS, Bryce, OL	Signed contract
May 1	WITTEK, Max, QB	Agreed to terms	October 10	DAVIS, Akeem, DB	Signed to practice squad
May 5	ALLEN, Brandon, QB	Signed contract	October 10	GRATZ, Dwayne, DB	Released
May 5	HOLMES, Tyrone, DE	Signed contract	October 10	HUFF, Marqueston, S	Signed to Baltimore's 53-man roster
May 7	WOODARD, Jonathan, DE	Signed contract	October 10	COLVIN, Aaron, CB	Activated to the 53-man roster
May 11	CASEY, Chance, DB	Waived	October 12	MARSHALL, Nick, CB	Signed to N.Y. Jets' 53-man roster
May 11	WERNER, Bjoern, DE	Signed	October 12	BALL, Marcus, DB	Signed to practice squad
May 13	JACK, Myles, LB	Signed contract	October 17	LINKENBACH, Jeff, OL	Released from Reserve/Injured list
May 16	DAY, Sheldon, DT	Signed contract	October 25	MILLER, Roy, DT	Placed on injured reserve
May 17	OBERKROM, Jaden, K	Waived	October 25	ASH, Richard, DT	Signed to active roster
June 2	MILLER, Patrick, OT	Waived	November 1	WELLS, Josh, OT	IR/Designated to Return
June 2	OMAMEH, Patrick, OL	Signed contract	November 10	WASHINGTON, Tony, WR	Signed to practice squad
June 16	LOSTON, Craig, S	Waived	November 15	HILL, Rashod, OL	Signed to Minnesota's 53-man roster
June 16	REYNOLDS, Rashaad, CB	Waived	November 15	UZDAVINIS, Arturo, OT	Signed to practice squad
June 16	SMITH, Quanterus, DE	Waived	November 18	HARRIS, Bryce, OL	Released
June 16	QUIGLEY, Ryan, P	Signed contract	November 18	POUTASI, Jeremiah, OL	Promoted to 53-man roster
June 16	WYNN, Shane, WR	Signed contract	November 21	LEWIS, Mercedes, TE	Placed on injured reserve
July 25	FICKEN, Sam, K	Signed contract	November 21	HILL, Jordan, DT	Claimed off waivers from Washington
July 26	BOWANKO, Luke, OL	Placed on Active/PUP list	November 21	OMAMEH, Patrick, OL	Placed on injured reserve
July 26	WOODARD, Jonathan, DE	Placed on Active/PUP list	November 21	WELLS, Josh, OL	Activated to the 53-man roster
July 26	HILTON, Mike, CB	Placed on Active/Non-Football Injury list	November 26	ASH, Richard, DT	Waived
August 17	BAILEY, Rasheed, WR	Waived	November 26	ELLIS, Alex, TE	Promoted to 53-man roster
August 17	McCLENDON, Jacques, OL	Signed contract	November 28	BIBBS, E.J., TE	Released from practice squad
August 17	GRAY, Jonas, RB	Waived/injured	November 29	ASH, Richard, DT	Signed to practice squad
August 17	BARNES, T.J., DT	Signed contract	November 29	McKAY, Mekale, WR	Signed to practice squad
August 23	WITTEK, Max, QB	Waived	December 3	GREENE SR., Rashad, WR	Placed on injured reserve
August 23	MARSHALL, Cameron, RB	Signed contract	December 3	WYNN, Shane, WR	Promoted to 53-man roster
August 24	GRAY, Jonas, RB	Release via injury settlement	December 6	BROWN, Arthur, LB	Promoted to 53-man roster
August 29	BARTU, Joplo, LB	Waived	December 6	PORTER, Sean, LB	Waived
August 29	EVANS, Shaq, WR	Waived	December 7	BIBBS, E.J., TE	Signed to practice squad
August 29	FICKEN, Sam, K	Waived	December 10	ODRICK, Jared, DL	Placed on injured reserve
August 29	HILTON, Mike, CB	Waived	December 10	BOWANKO, Luke, OL	Placed on 53-man active roster
August 29	MARSHALL, Cameron, RB	Waived	December 10	THOMAS, Julius, TE	Placed on injured reserve
August 29	McCRAE, Demetrius, CB	Waived	December 10	HILL, Bronson, RB	Promoted to 53-man roster
August 29	QUIGLEY, Ryan, P	Waived	December 16	KIRBY, Raphael, LB	Signed to practice squad
August 29	ROBINSON, Jamal, WR	Waived	December 16	BURGESS, James, LB	Released from practice squad
August 29	LINKENBACH, Jeff, OL	Placed on injured reserve	December 20	POUTASI, Jeremiah, OL	Placed on injured reserve
August 29	BOWANKO, Luke, OL	Placed on Reserve/PUP list	December 20	RUSH, Marcus, LB	Signed off of San Francisco's practice squad
August 29	WOODARD, Jonathan, DE	Placed on Reserve/PUP list	December 23	COLVIN, Aaron, CB	Placed on injured reserve
August 29	WOLFF, Earl, S	Waived/injured	December 23	REED, Chris, OL	Placed on injured reserve
August 30	WERNER, Bjoern, DE	Waived	December 23	WASHINGTON, Tony, WR	Activated to the 53-man roster
August 30	JACOBS, Nic, TE	Waived	December 23	DAVIS, Akeem, DB	Activated to the 53-man roster
August 30	SAMPLE, James, S	Placed on injured reserve	December 26	YELDON, T.J., RB	Placed on injured reserve
August 31	WASHINGTON, Tony, WR	Waived/injured	December 26	RICHARDSON, Daryl, RB	Signed contract
September 1	EVANS, Shaq, WR	Signed contract	December 27	PORTER, Sean, LB	Placed on injured reserve
September 2	BERNADEAU, Mackenzy, OL	Released	December 27	BANYARD, Joe, RB	Signed contract
September 2	EVANS, Shaq, WR	Waived	December 27	SINCLAIR, Gannon, TE	Signed to practice squad
September 2	LAWRENCE, Rashad, WR	Waived	December 27	COE, Rodney, DT	Signed to practice squad
September 2	BOWMAN, Braedon, TE	Waived			



2016 STATISTICS

2016 SEASON IN REVIEW

GAME-BY-GAME STARTERS

OFFENSE

	WR	TE	LT	LG	C	RG	RT	TE	WR	QB	RB
9/11 vs. G.B.	A. Robinson	Thomas	Beachum	Joeckel	Linder	Cann	Parnell	Lewis	Hurns	Bortles	Yeldon
9/18 at S.D	A. Robinson	Thomas	Beachum	Joeckel	Linder	Cann	Parnell	Lewis	Hurns	Bortles	Yeldon
9/25 vs. BAL	A. Robinson	Thomas	Joeckel	Reed	Shatley	Cann	Parnell	Lewis	Hurns	Bortles	Yeldon
10/2 vs. IND	A. Robinson	Omameh (OL)	Beachum	Joeckel	Linder	Cann	Parnell	Lewis	Hurns	Bortles	Yeldon
10/16 at CHI	A. Robinson	Thomas	Beachum	Omameh	Linder	Cann	Parnell	Lewis	Hurns	Bortles	Yeldon
10/23 vs. OAK	A. Robinson	Thomas	Beachum	Omameh	Linder	Cann	Parnell	Lewis	Hurns	Bortles	Yeldon
10/27 at TEN	A. Robinson	Thomas	Beachum	Omameh	Linder	Cann	Parnell	Lewis	Hurns	Bortles	Yeldon
11/6 at K.C.	A. Robinson	Lee (WR)	Beachum	Omameh	Linder	Cann	Parnell	Lewis	Hurns	Bortles	Yeldon
11/13 vs. HOU	A. Robinson	Koyack	Beachum	Omameh	Linder	Cann	Parnell	Lewis	Hurns	Bortles	Yeldon
11/20 at DET	A. Robinson	Koyack	Beachum	Omameh	Linder	Cann	Parnell	Lewis	Hurns	Bortles	Yeldon
11/27 at BUF	A. Robinson	Koyack	Beachum	Reed	Linder	Cann	Parnell	Ellis	Hurns	Bortles	Ivory
12/4 vs. DEN	A. Robinson	Koyack	Beachum	Reed	Linder	Cann	Parnell	Ellis	Lee	Bortles	D. Robinson
12/11 vs. MIN	A. Robinson	Walters (WR)	Beachum	Reed	Shatley	Cann	Parnell	Sterling	Lee	Bortles	Yeldon
12/18 at HOU	A. Robinson	Koyack	Beachum	Poutasi	Linder	Cann	Parnell	Ellis	Lee	Bortles	Yeldon
12/24 vs. TEN	A. Robinson	Walters (WR)	Beachum	Shatley	Linder	Cann	Parnell	Koyack	Lee	Bortles	Yeldon
1/1 at IND	A. Robinson	Walters (WR)	Beachum	Shatley	Linder	Cann	Parnell	Koyack	Lee	Bortles	Grant
TOTALS:	A. Robinson 16	Thomas 6 Koyack 5 Walters 3 Omameh (OL) 1 Lee (WR) 1	Beachum 15 Joeckel 1	Omameh 6 Reed 4 Joeckel 3 Shatley 2 Poutasi 1	Linder 14 Shatley 2	Cann 16	Parnell 16	Lewis 10 Ellis 3 Koyack 2 Sterling 1	Hurns 11 Lee 5	Bortles 16	Yeldon 13 Ivory 1 D. Robinson 1 Grant 1

DEFENSE

	LDE	DT	DT	LEO	OLB	MLB	OLB	LCB	RCB	SS	FS
9/11 vs. G.B.	Odrick	Jackson	Miller	Fowler Jr.	T. Smith	Posluszny	Ramsey (CB)	House	Amukamara	Cyprien	Gipson
9/18 at S.D	Odrick	Jackson	Miller	Ngakoue	T. Smith	Posluszny	Skuta	House	Ramsey	Cyprien	Gipson
9/25 vs. BAL	Alualu	Jackson	Miller	Ngakoue	T. Smith	Posluszny	Skuta	House	Ramsey	Cyprien	Gipson
10/2 vs. IND	Alualu	Jackson	Miller	Ngakoue	T. Smith	Posluszny	Jack	House	Ramsey	Cyprien	Gipson
10/16 at CHI	Odrick	Jackson	Miller	Ngakoue	T. Smith	Posluszny	Jack	Amukamara	Ramsey	Cyprien	Gipson
10/23 vs. OAK	Odrick	Jackson	Miller	Ngakoue	T. Smith	Posluszny	Jack	Amukamara	Ramsey	Cyprien	Gipson
10/27 at TEN	Alualu	Jackson	Jones	Ngakoue	T. Smith	Posluszny	Jack	Colvin	Ramsey	Cyprien	Gipson
11/6 at K.C.	Alualu	Jackson	Jones	Ngakoue	T. Smith	Posluszny	Jack	Amukamara	Ramsey	Cyprien	Gipson
11/13 vs. HOU	Odrick	Jackson	Jones	Ngakoue	T. Smith	Posluszny	Jack	Amukamara	Ramsey	Cyprien	Gipson
11/20 at DET	Odrick	Jackson	Jones	Ngakoue	T. Smith	Posluszny	Colvin (CB)	Amukamara	Ramsey	Cyprien	Gipson
11/27 at BUF	Alualu	Jackson	Marks	Ngakoue	T. Smith	Posluszny	Jack	Amukamara	Ramsey	Cyprien	Gipson
12/4 vs. DEN	Alualu	Jackson	Jones	Ngakoue	T. Smith	Posluszny	Jack	Amukamara	Ramsey	Cyprien	Gipson
12/11 vs. MIN	Alualu	Jackson	Jones	Ngakoue	T. Smith	Posluszny	Colvin (CB)	Amukamara	Ramsey	Cyprien	Gipson
12/18 at HOU	Alualu	Jackson	Jones	Ngakoue	T. Smith	Posluszny	Colvin	Amukamara	Ramsey	Cyprien	Gipson
12/24 vs. TEN	Alualu	Jackson	Jones	Ngakoue	T. Smith	Posluszny	Jack	Amukamara	Ramsey	Cyprien	Gipson
1/1 at IND	Alualu	Jackson	Jones	Ngakoue	T. Smith	Posluszny	Jack	Amukamara	Ramsey	Cyprien	Gipson
TOTALS:	Alualu 10 Odrick 6	Jackson 16	Jones 9 Miller 6 Marks 1	Ngakoue 15 Fowler Jr. 1	T. Smith 16	Posluszny 16	Jack 10 Colvin (CB) 3 Skuta 2 Ramsey (CB) 1	Amukamara 11 House 4 Colvin 1	Ramsey 15 Amukamara 1	Cyprien 16	Gipson 16

GAME-BY-GAME PARTICIPATION

	vs. G.B	at S.D.	vs. BAL	vs. IND	at CHI	vs. OAK	at TEN	at K.C.	vs. HOU	at DET	at BUF	vs. DEN	vs. MIN	at HOU	vs. TEN	at IND	GAMES/ STARTS	
ALLEN	ina	ina	ina	ina	ina	ina	ina	ina	ina	ina	ina	ina	ina	ina	ina	ina	0/0	
ALUALU	ina	ina	DE	DE	P	P	DE	DE	P	P	DE	DE	DE	DE	DE	DE	14/10	
AMUKAMARA	RCB	ina	ina	P	LCB	LCB	P	LCB	LCB	LCB	LCB	LCB	LCB	LCB	LCB	LCB	14/12	
ASH	ps	ps	ps	ps	ps	ps	P	ina	ina	ina	---	ps	ps	ps	ps	---	1/0	
BARNYARD	---	---	---	---	---	---	---	---	---	---	---	---	---	---	---	P	1/0	
BEACHUM	LT	LT	ina	LT	LT	LT	LT	LT	LT	LT	LT	LT	LT	LT	LT	LT	15/15	
BENN	P	P	P	P	P	P	P	P	P	P	P	P	P	P	ina	P	15/0	
BORTLES	QB	QB	QB	QB	QB	QB	QB	QB	QB	QB	QB	QB	QB	QB	QB	QB	16/16	
BOWANKO	PUP	PUP	PUP	PUP	PUP	PUP	PUP	PUP	PUP	PUP	PUP	PUP	DNP	ina	P	P	2/0	
BROWN	P	P	P	P	P	P	P	P	P	P	P	P	---	---	---	---	12/0	
CANN	RG	RG	RG	RG	RG	RG	RG	RG	RG	RG	RG	RG	RG	RG	RG	RG	16/16	
COLVIN	sus	sus	sus	sus	P	P	LCB	P	P	CB	P	P	CB	CB	IR	IR	10/4	
CYPRIEN	SS	SS	SS	SS	SS	SS	SS	SS	SS	SS	SS	SS	SS	SS	SS	SS	16/16	
DAVIS	---	---	---	---	ps	ps	ps	ps	ps	ps	ps	ps	ps	ps	ps	P	P	2/0
DAY	P	P	P	P	P	P	P	P	P	P	P	P	P	P	P	P	16/0	
ELLIS	ps	ps	ps	ps	ps	ps	ps	ps	ps	ps	TE	TE	P	TE	P	P	6/3	
FOWLER JR.	LEO	P	P	P	P	P	P	P	P	P	P	P	P	P	P	P	16/1	
GIPSON	FS	FS	FS	FS	FS	FS	FS	FS	FS	FS	FS	FS	FS	FS	FS	FS	16/16	
GRANT	P	P	P	P	ina	ina	ina	ina	ina	P	P	P	P	P	P	P	11/1	
GRATZ	P	P	P	ina	---	---	---	---	---	---	---	---	---	---	---	---	3/0	
GREENE SR	P	P	P	P	ina	P	ina	ina	P	P	P	IR	IR	IR	IR	IR	8/0	
HARRIS	---	---	---	---	ina	ina	ina	ina	ina	---	---	---	---	---	---	---	0/0	
HENNE	DNP	DNP	DNP	DNP	DNP	DNP	DNP	DNP	DNP	P	DNP	DNP	DNP	DNP	DNP	DNP	1/0	
B. HILL	ps	ps	ps	ps	ps	ps	ps	ps	ps	ps	ps	ps	DNP	P	P	P	3/0	
J. HILL	---	---	---	---	---	---	---	---	---	---	P	P	P	P	ina	ina	4/0	
R. HILL	ps	ps	P	ps	ps	ps	ps	ps	ps	---	---	---	---	---	---	---	1/0	
HOUSE	LCB	LCB	LCB	LCB	P	P	P	P	P	P	P	P	P	P	P	P	16/4	
HUFF	Sus	ps	ps	ps	---	---	---	---	---	---	---	---	---	---	---	---	0/0	
HURNS	WR	WR	WR	WR	WR	WR	WR	WR	WR	WR	WR	ina	ina	ina	ina	ina	11/11	
IVORY	ina	ina	P	P	P	P	P	P	P	P	RB	ina	ina	P	P	ina	11/1	
JACK	P	P	P	OTTO	OTTO	OTTO	OTTO	OTTO	OTTO	P	OTTO	OTTO	P	P	OTTO	OTTO	16/10	
JACKSON	DT	DT	DT	DT	DT	DT	DT	DT	DT	DT	DT	DT	DT	DT	DT	DT	16/16	
JOECKEL	LG	LG	LT	LG	IR	IR	IR	IR	IR	IR	IR	IR	IR	IR	IR	IR	4/4	
JOHNSON	ina	P	P	P	ina	ina	ina	P	ina	ina	P	ina	P	ina	P	P	8/0	
JONES	P	P	P	P	P	P	DT	DT	DT	DT	ina	DT	DT	DT	DT	DT	15/9	
KOYACK	P	P	ina	ina	P	P	P	P	TE	TE	TE	TE	P	TE	TE	TE	14/7	
LEE	P	P	P	P	P	P	P	WR	P	P	P	WR	WR	WR	WR	WR	16/6	
LEWIS	TE	TE	TE	TE	TE	TE	TE	TE	TE	TE	IR	IR	IR	IR	IR	IR	10/10	
LINDER	C	C	ina	C	C	C	C	C	C	C	C	C	ina	C	C	C	14/14	
MARKS	P	P	P	P	P	P	P	P	P	P	DT	P	P	P	P	P	16/1	
MILLER III	DT	DT	DT	DT	DT	DT	IR	IR	IR	IR	IR	IR	IR	IR	IR	IR	6/6	
MYERS	P	P	P	P	P	P	P	P	P	P	P	P	P	P	P	P	16/0	
NGAKOUE	P	LEO	LEO	LEO	LEO	LEO	LEO	LEO	LEO	LEO	LEO	LEO	LEO	LEO	LEO	LEO	16/15	
NORTMAN	P	P	P	P	P	P	P	P	P	P	P	P	P	P	P	P	16/0	
ODRICK	DE	DE	ina	ina	DE	DE	ina	ina	DE	DE	ina	ina	IR	IR	IR	IR	6/6	

GAME-BY-GAME PARTICIPATION

	vs. G.B	at S.D.	vs. BAL	vs. IND	at CHI	vs. OAK	at TEN	at K.C.	vs. HOU	at DET	at BUF	vs. DEN	vs. MIN	at HOU	vs. TEN	at IND	GAMES/ STARTS	
OMAMEH	P	P	P	OL	LG	LG	LG	LG	LG	LG	IR	IR	IR	IR	IR	IR	10/7	
PARNELL	RT	RT	RT	RT	RT	RT	RT	RT	RT	RT	RT	RT	RT	RT	RT	RT	16/16	
PORTER	ps	ps	ps	ps	ps	ps	ps	ps	ps	ps	ps	ps	P	P	ina	IR	2/0	
POSLUSZNY	MLB	MLB	MLB	MLB	MLB	MLB	MLB	MLB	MLB	MLB	MLB	MLB	MLB	MLB	MLB	MLB	16/16	
POUTASI	ps	ps	ps	ps	ps	ps	ps	ps	ps	ps	ina	ina	ina	ina	LG	IR	IR	1/0
PULLARD III	P	P	P	P	P	P	P	P	P	P	P	P	P	P	P	P	16/0	
RAMSEY	CB	RCB	RCB	RCB	RCB	RCB	RCB	RCB	RCB	RCB	RCB	RCB	RCB	RCB	RCB	RCB	16/16	
REED	ina	ina	LG	ina	P	P	P	P	P	P	LG	LG	LG	ina	IR	IR	10/4	
RICHARDSON	---	---	---	---	---	---	---	---	---	---	---	---	---	---	---	ina	0/0	
A. ROBINSON	WR	WR	WR	WR	WR	WR	WR	WR	WR	WR	WR	WR	WR	WR	WR	WR	16/16	
D. ROBINSON	P	P	P	P	P	P	P	P	P	P	P	RB	ina	ina	ina	P	13/1	
RUSH	---	---	---	---	---	---	---	---	---	---	---	---	---	---	---	P	P	2/0
SHATLEY	P	P	C	P	P	P	P	P	P	P	P	P	C	P	LG	LG	16/4	
SKUTA	P	OTTO	OTTO	ina	P	P	P	P	P	ina	ina	P	P	P	P	P	13/2	
C. SMITH	ina	ina	ina	P	ina	ina	P	P	ina	ina	ina	P	P	ina	P	ina	6/0	
T. SMITH	WLB	WLB	WLB	WLB	WLB	WLB	WLB	WLB	WLB	WLB	WLB	WLB	WLB	WLB	WLB	WLB	16/16	
STERLING	P	P	P	P	ina	ina	ina	ina	P	P	P	P	TE	P	ina	ina	10/1	
THOMAS	TE	TE	TE	ina	TE	TE	TE	P	P	P	ina	ina	IR	IR	IR	IR	9/6	
THOMPSON	P	P	P	P	P	P	P	P	P	P	P	P	ina	P	P	P	15/0	
TINKER	P	P	P	P	P	P	P	P	P	P	P	P	P	P	P	P	16/0	
WALTERS	ina	ina	---	P	P	ina	P	P	ina	ina	P	P	WR	P	WR	WR	10/3	
WASHINGTON	---	---	---	---	---	---	---	---	ps	ps	ps	ps	ps	ps	ps	P	P	2/0
WELLS	IR	IR	IR	IR	IR	IR	IR	IR	IR	IR	P	P	P	P	DNP	P	5/0	
WILSON	P	P	P	P	P	P	P	P	P	P	P	P	P	P	P	P	16/0	
WYNN	ps	ps	ps	ps	ps	ps	ps	ps	ps	ps	ps	P	P	P	P	P	5/0	
YELDON	RB	RB	RB	RB	RB	RB	RB	RB	RB	RB	RB	P	P	RB	RB	RB	IR	15/13

POS=Started; P=Played; DNP=Did not play; ina= Inactive; ps=Practice squad; ---=Not on roster;

NFI= Reserve/non-football injury; PUP=Reserve/physically unable to perform; IR=Injured reserve; Sus=Suspended

GAME-BY-GAME STATISTICS

Passing		B.Bortles											
Date	Opponent	Att	Cmp	Yds	Cmp%	Yds/Att	TD	TD%	INT	INT%	LG	Sack/Lost	Rating
9/11	Green Bay	39	24	320	61.5	8.21	1	2.6	1	2.6	38	3/20	85.4
9/18	@ San Diego	50	31	329	62.0	6.58	2	4.0	2	4.0	35	2/10	77.8
9/25	Baltimore	38	24	194	63.2	5.11	2	5.3	3	7.9	20	4/26	60.6
10/2	Indianapolis	33	19	207	57.6	6.27	2	6.1	0	0.0	42t	3/12	96.4
10/16	@ Chicago	33	20	271	60.6	8.21	1	3.0	1	3.0	51t	2/8	84.3
10/23	Oakland	43	23	246	53.5	5.72	1	2.3	2	4.7	39	1/7	58.9
10/27	@ Tennessee	54	33	337	61.1	6.24	3	5.6	0	0.0	31	2/15	97.5
11/6	@ Kansas City	41	22	252	53.7	6.15	2	4.9	1	2.4	51	2/8	78.5
11/13	Houston	49	32	265	65.3	5.41	2	4.1	1	2.0	19	2/18	84.1
11/20	@ Detroit	35	22	202	62.9	5.77	2	5.7	2	5.7	29	0/0	73.8
11/27	@ Buffalo	26	13	126	50.0	4.85	2	7.7	0	0.0	24	2/8	89.6
12/4	Denver	42	19	181	45.2	4.31	0	0.0	2	4.8	21	1/2	37.9
12/11	Minnesota	37	23	257	62.2	6.95	1	2.7	0	0.0	39	4/27	91.8
12/18	@ Houston	28	12	92	42.9	3.29	0	0.0	1	3.6	15	2/9	36.6
12/24	Tennessee	38	26	325	68.4	8.55	1	2.6	0	0.0	37	2/14	103.5
1/1	@ Indianapolis	39	25	301	64.1	7.72	1	2.6	0	0.0	42	2/13	96.2
TOTALS		625	368	3905	58.9	6.25	23	3.7	16	2.6	51t	34/197	78.8

Passing		M.Lee											
Date	Opponent	Att	Cmp	Yds	Cmp%	Yds/Att	TD	TD%	INT	INT%	LG	Sack/Lost	Rating
9/11	Green Bay	0	0	0	0	0	0	0	0	0	--	0	0
9/18	@ San Diego	0	0	0	0	0	0	0	0	0	--	0	0
9/25	Baltimore	0	0	0	0	0	0	0	0	0	--	0	0
10/2	Indianapolis	0	0	0	0	0	0	0	0	0	--	0	0
10/16	@ Chicago	0	0	0	0	0	0	0	0	0	--	0	0
10/23	Oakland	0	0	0	0	0	0	0	0	0	--	0	0
10/27	@ Tennessee	0	0	0	0	0	0	0	0	0	--	0	0
11/6	@ Kansas City	0	0	0	0	0	0	0	0	0	--	0	0
11/13	Houston	0	0	0	0	0	0	0	0	0	--	0	0
11/20	@ Detroit	0	0	0	0	0	0	0	0	0	--	0	0
11/27	@ Buffalo	0	0	0	0	0	0	0	0	0	--	0	0
12/4	Denver	0	0	0	0	0	0	0	0	0	--	0	0
12/11	Minnesota	0	0	0	0	0	0	0	0	0	--	0	0
12/18	@ Houston	0	0	0	0	0	0	0	0	0	--	0	0
12/24	Tennessee	1	1	20	100.0	20.00	1	100.0	0	0.0	20t	0/0	158.3
1/1	@ Indianapolis	0	0	0	0	0	0	0	0	0	--	0	0
TOTALS		1	1	20	100.0	20.00	1	100.0	0	0.0	20t	0/0	158.3

GAME-BY-GAME STATISTICS

Rushing

Date	Opponent
9/11	Green Bay
9/18	@ San Diego
9/25	Baltimore
10/2	Indianapolis
10/16	@ Chicago
10/23	Oakland
10/27	@ Tennessee
11/6	@ Kansas City
11/13	Houston
11/20	@ Detroit
11/27	@ Buffalo
12/4	Denver
12/11	Minnesota
12/18	@ Houston
12/24	Tennessee
1/1	@ Indianapolis
TOTALS	

T.Yeldon

No	Yds	Avg	LG	TD
21	39	1.9	7	1
7	28	4.0	15	0
6	17	2.8	9	0
14	71	5.1	15	0
6	21	3.5	13	0
6	24	4.0	15	0
3	20	6.7	12	0
7	33	4.7	16	0
9	32	3.6	7	0
4	16	4.0	7	0
6	17	2.8	6	0
14	55	3.9	8	0
17	59	3.5	12	0
8	28	3.5	12	0
2	5	2.5	4	0
	Not on Team			
130	465	3.6	16	1

C.Ivory

No	Yds	Avg	LG	TD
Inactive				
Inactive				
12	14	1.2	4	0
8	29	3.6	13	0
11	32	2.9	9	1
5	48	9.6	42	0
4	6	1.5	4	0
18	107	5.9	42	0
9	31	3.4	13	0
17	39	2.3	8	0
9	44	4.9	14	1
Inactive				
Inactive				
10	44	4.4	17	0
14	45	3.2	13	1
Inactive				
117	439	3.8	42	3

B.Bortles

No	Yds	Avg	LG	TD
2	2	1.0	3	0
3	34	11.3	24	0
3	17	5.7	9	0
7	36	5.1	9	1
3	1	0.3	3	0
5	33	6.6	17	0
4	22	5.5	12	0
6	54	9.0	26	0
3	11	3.7	11	0
1	3	3.0	3	0
8	81	10.1	27	0
2	29	14.5	22t	1
3	13	4.3	6	0
2	-5	-2.5	1t	1
3	7	2.3	7	0
3	21	7.0	16	0
58	359	6.2	27	3

Rushing

Date	Opponent
9/11	Green Bay
9/18	@ San Diego
9/25	Baltimore
10/2	Indianapolis
10/16	@ Chicago
10/23	Oakland
10/27	@ Tennessee
11/6	@ Kansas City
11/13	Houston
11/20	@ Detroit
11/27	@ Buffalo
12/4	Denver
12/11	Minnesota
12/18	@ Houston
12/24	Tennessee
1/1	@ Indianapolis
TOTALS	

C.Grant

No	Yds	Avg	LG	TD
0	0	0	--	0
0	0	0	--	0
0	0	0	--	0
0	0	0	--	0
Inactive				
Inactive				
Inactive				
Inactive				
Inactive				
0	0	0	--	0
0	0	0	--	0
1	2	2.0	2	0
4	13	3.3	9	0
0	0	0	--	0
9	27	3.0	8	0
18	122	6.8	57t	1
32	164	5.1	57t	1

D.Robinson

No	Yds	Avg	LG	TD
3	7	2.3	3	0
1	7	7.0	7	0
0	0	0	--	0
0	0	0	--	0
0	0	0	--	0
0	0	0	--	0
0	0	0	--	0
0	0	0	--	0
0	0	0	--	0
3	21	7.0	9	0
13	39	3.0	9	0
17	53	3.1	5	0
Inactive				
Inactive				
4	17	4.3	7	0
41	144	3.5	9	0

M.Lee

No	Yds	Avg	LG	TD
0	0	0	--	0
0	0	0	--	0
0	0	0	--	0
0	0	0	--	0
0	0	0	--	0
0	0	0	--	0
0	0	0	--	0
1	11	11.0	11	0
1	6	6.0	6	0
1	6	6.0	6	0
1	2	2.0	2	0
2	10	5.0	9	0
0	0	0	--	0
0	0	0	--	0
0	0	0	--	0
0	0	0	--	0
6	35	5.8	11	0

GAME-BY-GAME STATISTICS

Rushing		B.Hill					J.Banyard					S.Wynn				
Date	Opponent	No	Yds	Avg	LG	TD	No	Yds	Avg	LG	TD	No	Yds	Avg	LG	TD
9/11	Green Bay	Not on Team					Not on Team					Not on Team				
9/18	@ San Diego	Not on Team					Not on Team					Not on Team				
9/25	Baltimore	Not on Team					Not on Team					Not on Team				
10/2	Indianapolis	Not on Team					Not on Team					Not on Team				
10/16	@ Chicago	Not on Team					Not on Team					Not on Team				
10/23	Oakland	Not on Team					Not on Team					Not on Team				
10/27	@ Tennessee	Not on Team					Not on Team					Not on Team				
11/6	@ Kansas City	Not on Team					Not on Team					Not on Team				
11/13	Houston	Not on Team					Not on Team					Not on Team				
11/20	@ Detroit	Not on Team					Not on Team					Not on Team				
11/27	@ Buffalo	Not on Team					Not on Team					Not on Team				
12/4	Denver	Not on Team					Not on Team					2	5	2.5	7	0
12/11	Minnesota	Active, Did Not Play					Not on Team					0	0	0	--	0
12/18	@ Houston	0	0	0	--	0	Not on Team					0	0	0	--	0
12/24	Tennessee	0	0	0	--	0	Not on Team					0	0	0	--	0
1/1	@ Indianapolis	2	11	5.5	7	0	2	7	3.5	7	0	0	0	0	--	0
TOTALS		2	11	5.5	7	0	2	7	3.5	7	0	2	5	2.5	7	0

Rushing		B.Walters					C.Henne				
Date	Opponent	No	Yds	Avg	LG	TD	No	Yds	Avg	LG	TD
9/11	Green Bay	Inactive					Active, Did Not Play				
9/18	@ San Diego	Inactive					Active, Did Not Play				
9/25	Baltimore	Not on Team					Active, Did Not Play				
10/2	Indianapolis	0	0	0	--	0	Active, Did Not Play				
10/16	@ Chicago	0	0	0	--	0	Active, Did Not Play				
10/23	Oakland	Inactive					Active, Did Not Play				
10/27	@ Tennessee	0	0	0	--	0	Active, Did Not Play				
11/6	@ Kansas City	0	0	0	--	0	Active, Did Not Play				
11/13	Houston	Inactive					Active, Did Not Play				
11/20	@ Detroit	Inactive					1	-2	-2.0	-2	0
11/27	@ Buffalo	0	0	0	--	0	Active, Did Not Play				
12/4	Denver	0	0	0	--	0	Active, Did Not Play				
12/11	Minnesota	0	0	0	--	0	Active, Did Not Play				
12/18	@ Houston	0	0	0	--	0	Active, Did Not Play				
12/24	Tennessee	0	0	0	--	0	Active, Did Not Play				
1/1	@ Indianapolis	1	4	4.0	4	0	Active, Did Not Play				
TOTALS		1	4	4.0	4	0	1	-2	-2.0	0	0

GAME-BY-GAME STATISTICS

Receiving		A.Robinson						M.Lee						T.Yeldon					
Date	Opponent	Tar	Rec	Yds.	Avg.	LG	TD	Tar	Rec	Yds.	Avg.	LG	TD	Tar	Rec	Yds.	Avg.	LG	TD
9/11	Green Bay	15	6	72	12.0	22	0	4	2	22	11.0	12	0	6	4	30	7.5	11	0
9/18	@ San Diego	5	3	54	18.0	35	0	7	5	75	15.0	22	0	9	8	10	1.3	8	0
9/25	Baltimore	11	7	57	8.1	14	2	7	5	44	8.8	20	0	3	2	11	5.5	6	0
10/2	Indianapolis	10	5	55	11.0	17	1	6	4	28	7.0	13	0	5	4	46	11.5	16	0
10/16	@ Chicago	6	3	49	16.3	18	0	6	6	61	10.2	14	0	2	1	5	5.0	5	0
10/23	Oakland	8	2	9	4.5	5	0	8	7	107	15.3	38	0	2	1	4	4.0	4	0
10/27	@ Tennessee	15	6	70	11.7	21	0	3	1	21	21.0	21	0	4	4	36	9.0	12	0
11/6	@ Kansas City	12	7	76	10.9	20	1	8	4	84	21.0	51	0	6	5	32	6.4	13t	1
11/13	Houston	13	9	107	11.9	19	1	6	4	50	12.5	18	0	3	3	27	9.0	17	0
11/20	@ Detroit	7	3	18	6.0	11	1	8	4	52	13.0	29	1	3	2	16	8.0	14	0
11/27	@ Buffalo	4	2	24	12.0	24	0	6	4	37	9.3	20t	1	2	1	3	3.0	3	0
12/4	Denver	10	3	31	10.3	21	0	9	3	34	11.3	17	0	7	3	27	9.0	10	0
12/11	Minnesota	3	1	17	17.0	17	0	8	5	113	22.6	39	0	9	7	31	4.4	10	0
12/18	@ Houston	8	2	15	7.5	9	0	3	0	0	0.0	0	0	7	5	34	6.8	10	0
12/24	Tennessee	12	9	147	16.3	37	0	7	3	37	12.3	21t	1	0	0	0	0	0	0
1/1	@ Indianapolis	12	5	82	16.4	42	0	9	6	86	14.3	22	0	Not on Team					
TOTALS		151	73	883	12.1	42	6	105	63	851	13.5	51	3	68	50	312	6.2	17	1

Receiving		A.Hurns						J.Thomas						B.Walters					
Date	Opponent	Tar	Rec	Yds.	Avg.	LG	TD	Tar	Rec	Yds.	Avg.	LG	TD	Tar	Rec	Yds.	Avg.	LG	TD
9/11	Green Bay	5	4	75	18.8	38	0	5	5	64	12.8	22t	1	Inactive					
9/18	@ San Diego	10	5	64	12.8	24	0	7	4	71	17.8	24	0	Inactive					
9/25	Baltimore	8	4	40	10.0	17	0	5	2	13	6.5	8	0	Not on Team					
10/2	Indianapolis	4	2	47	23.5	42t	1	Inactive						1	0	0	0.0	0	0
10/16	@ Chicago	11	5	74	14.8	29	0	4	2	28	14.0	15	0	0 0 0 0 0 0					
10/23	Oakland	7	4	45	11.3	22	0	7	3	20	6.7	9t	1	Inactive					
10/27	@ Tennessee	11	7	98	14.0	31	1	6	3	28	9.3	10t	1	2 2 14 7.0 7t 1					
11/6	@ Kansas City	4	0	0	0.0	0	0	2	2	21	10.5	12	0	1 0 0 0.0 0 0					
11/13	Houston	7	2	13	6.5	11	0	10	6	24	4.0	12	1	Inactive					
11/20	@ Detroit	2	1	9	9.0	9	0	5	3	12	4.0	9	0	Inactive					
11/27	@ Buffalo	7	1	12	12.0	12t	1	Inactive						0 0 0 0 0 0					
12/4	Denver	Inactive						Inactive						6 3 31 10.3 15 0					

GAME-BY-GAME STATISTICS

Receiving		C.Ivory					M.Lewis					B.Koyack							
Date	Opponent	Tar	Rec	Yds.	Avg.	LG	TD	Tar	Rec	Yds.	Avg.	LG	TD	Tar	Rec	Yds.	Avg.	LG	TD
9/11	Green Bay			Inactive				2	2	48	24.0	37	0	0	0	0	0	0	0
9/18	@ San Diego			Inactive				3	2	17	8.5	13	1	0	0	0	0	0	0
9/25	Baltimore	1	1	9	9.0	9	0	3	3	20	6.7	7	0			Inactive			
10/2	Indianapolis	1	0	0	0.0	0	0	2	1	12	12.0	12	0			Inactive			
10/16	@ Chicago	2	2	3	1.5	2	0	1	0	0	0.0	0	0	0	0	0	0	0	0
10/23	Oakland	4	2	3	1.5	3	0	3	1	11	11.0	11	0	0	0	0	0	0	0
10/27	@ Tennessee	1	1	6	6.0	6	0	6	4	23	5.8	9	0	5	5	41	8.2	14	0
11/6	@ Kansas City	2	1	0	0.0	0	0	4	2	23	11.5	17	0	0	0	0	0	0	0
11/13	Houston	3	2	10	5.0	8	0	4	3	-1	-0.3	3	0	3	3	35	11.7	15	0
11/20	@ Detroit	6	6	75	12.5	22	0	2	2	16	8.0	15	0	1	0	0	0.0	0	0
11/27	@ Buffalo	1	1	11	11.0	11	0			Not on Team				2	2	23	11.5	17	0
12/4	Denver			Inactive						Not on Team				3	1	4	4.0	4	0
12/11	Minnesota			Inactive						Not on Team				2	2	19	9.5	15	0
12/18	@ Houston	1	0	0	0.0	0	0			Not on Team				2	1	2	2.0	2	0
12/24	Tennessee	6	4	69	17.3	37	0			Not on Team				2	2	12	6.0	6	0
1/1	@ Indianapolis			Inactive						Not on Team				4	3	25	8.3	14t	1
TOTALS		28	20	186	9.3	37	0	30	20	169	8.5	37	1	24	19	161	8.5	17	1

Receiving		N.Sterling					A.Benn					R.Greene							
Date	Opponent	Tar	Rec	Yds.	Avg.	LG	TD	Tar	Rec	Yds.	Avg.	LG	TD	Tar	Rec	Yds.	Avg.	LG	TD
9/11	Green Bay	0	0	0	0	0	0	0	0	0	0	0	0	2	1	9	9.0	9	0
9/18	@ San Diego	0	0	0	0	0	0	2	1	9	9.0	9	0	3	1	7	7.0	7	0
9/25	Baltimore	0	0	0	0	0	0	0	0	0	0	0	0	0	0	0	0	0	0
10/2	Indianapolis	1	1	10	10.0	10	0	2	1	1	1.0	1	0	1	1	8	8.0	8	0
10/16	@ Chicago			Inactive				1	1	51	51.0	51t	1			Inactive			
10/23	Oakland			Inactive				2	1	39	39.0	39	0	2	2	8	4.0	5	0
10/27	@ Tennessee			Inactive				1	0	0	0.0	0	0			Inactive			
11/6	@ Kansas City			Inactive				1	1	16	16.0	16	0			Inactive			
11/13	Houston	0	0	0	0	0	0	0	0	0	0	0	0	0	0	0	0	0	0
11/20	@ Detroit	0	0	0	0	0	0	0	0	0	0	0	0	0	0	0	0	0	0
11/27	@ Buffalo	3	2	16	8.0	10	0	0	0	0	0	0	0	0	0	0	0	0	0
12/4	Denver	6	5	43	8.6	17	0	0	0	0	0	0	0			Not on Team			
12/11	Minnesota	5	3	27	9.0	13	0	1	0	0	0.0	0	0			Not on Team			
12/18	@ Houston	1	1	14	14.0	14	0	0	0	0	0	0	0			Not on Team			
12/24	Tennessee			Inactive						Inactive						Not on Team			
1/1	@ Indianapolis			Inactive				0	0	0	0	0	0			Not on Team			
TOTALS		16	12	110	9.2	17	0	10	5	116	23.2	51t	1	8	5	32	6.4	9	0

GAME-BY-GAME STATISTICS

Receiving		C.Grant						A.Ellis						D.Robinson					
Date	Opponent	Tar	Rec	Yds.	Avg.	LG	TD	Tar	Rec	Yds.	Avg.	LG	TD	Tar	Rec	Yds.	Avg.	LG	TD
9/11	Green Bay		0	0	0	0	0			Not on Team					0	0	0	0	0
9/18	@ San Diego	1	1	15	15.0	15t	1			Not on Team				2	1	7	7.0	7	0
9/25	Baltimore		0	0	0	0	0			Not on Team					0	0	0	0	0
10/2	Indianapolis		0	0	0	0	0			Not on Team					0	0	0	0	0
10/16	@ Chicago			Inactive						Not on Team					0	0	0	0	0
10/23	Oakland			Inactive						Not on Team					0	0	0	0	0
10/27	@ Tennessee			Inactive						Not on Team					0	0	0	0	0
11/6	@ Kansas City			Inactive						Not on Team					0	0	0	0	0
11/13	Houston			Inactive						Not on Team					0	0	0	0	0
11/20	@ Detroit		0	0	0	0	0			Not on Team				1	1	4	4.0	4	0
11/27	@ Buffalo		0	0	0	0	0	0	0	0	0	0	0		0	0	0	0	0
12/4	Denver		0	0	0	0	0	0	0	0	0	0	0	1	1	11	11.0	11	0
12/11	Minnesota	1	0	0	0.0	0	0	1	0	0	0.0	0	0			Inactive			
12/18	@ Houston		0	0	0	0	0	1	1	1	1.0	1	0			Inactive			
12/24	Tennessee	3	1	5	5.0	5	0	2	2	10	5.0	6	0			Inactive			
1/1	@ Indianapolis	2	2	15	7.5	13	0		0	0	0	0	0	1	0	0	0.0	0	0
TOTALS		7	4	35	8.8	15t	1	4	3	11	3.7	6	0	5	3	22	7.3	11	0

Receiving		B.Bortles						S.Wynn						T.Washington					
Date	Opponent	Tar	Rec	Yds.	Avg.	LG	TD	Tar	Rec	Yds.	Avg.	LG	TD	Tar	Rec	Yds.	Avg.	LG	TD
9/11	Green Bay		0	0	0	0	0			Not on Team						Not on Team			
9/18	@ San Diego		0	0	0	0	0			Not on Team						Not on Team			
9/25	Baltimore		0	0	0	0	0			Not on Team						Not on Team			
10/2	Indianapolis		0	0	0	0	0			Not on Team						Not on Team			
10/16	@ Chicago		0	0	0	0	0			Not on Team						Not on Team			
10/23	Oakland		0	0	0	0	0			Not on Team						Not on Team			
10/27	@ Tennessee		0	0	0	0	0			Not on Team						Not on Team			
11/6	@ Kansas City		0	0	0	0	0			Not on Team						Not on Team			
11/13	Houston		0	0	0	0	0			Not on Team						Not on Team			
11/20	@ Detroit		0	0	0	0	0			Not on Team						Not on Team			
11/27	@ Buffalo		0	0	0	0	0			Not on Team						Not on Team			
12/4	Denver		0	0	0	0	0		0	0	0	0	0			Not on Team			
12/11	Minnesota		0	0	0	0	0	3	1	19	19.0	19	0			Not on Team			
12/18	@ Houston		0	0	0	0	0		0	0	0	0	0			Not on Team			
12/24	Tennessee	1	1	20	20.0	20t	1		0	0	0	0	0		0	0	0	0	0
1/1	@ Indianapolis		0	0	0	0	0		0	0	0	0	0	1	1	9	9.0	9	0
TOTALS		1	1	20	20.0	20t	1	3	1	19	19.0	19	0	1	1	9	9.0	9	0

GAME-BY-GAME STATISTICS

Receiving

Date	Opponent	Tar	Rec	Yds.	Avg.	LG	TD
9/11	Green Bay			Not on Team			
9/18	@ San Diego			Not on Team			
9/25	Baltimore			Not on Team			
10/2	Indianapolis			Not on Team			
10/16	@ Chicago			Not on Team			
10/23	Oakland			Not on Team			
10/27	@ Tennessee			Not on Team			
11/6	@ Kansas City			Not on Team			
11/13	Houston			Not on Team			
11/20	@ Detroit			Not on Team			
11/27	@ Buffalo			Not on Team			
12/4	Denver			Not on Team			
12/11	Minnesota			Active, Did Not Play			
12/18	@ Houston		0	0	0	0	0
12/24	Tennessee		0	0	0	0	0
1/1	@ Indianapolis	1	0	0	0.0	0	0
TOTALS		1	0	0	0.0	0	0

B.Hill

Punt Returns

Date	Opponent	No.	Yds.	Avg.	LG	FC	TD
9/11	Green Bay	1	14	14.0	14	1	0
9/18	@ San Diego	2	9	4.5	8	1	0
9/25	Baltimore	5	51	10.2	42	0	0
10/2	Indianapolis	2	12	6.0	12	0	0
10/16	@ Chicago			Inactive			
10/23	Oakland	5	20	4.0	8	0	0
10/27	@ Tennessee			Inactive			
11/6	@ Kansas City			Inactive			
11/13	Houston	2	12	6.0	12	0	0
11/20	@ Detroit	2	3	1.5	3	3	0
11/27	@ Buffalo	2	10	5.0	10	0	0
12/4	Denver			Not on Team			
12/11	Minnesota			Not on Team			
12/18	@ Houston			Not on Team			
12/24	Tennessee			Not on Team			
1/1	@ Indianapolis			Not on Team			
TOTALS		21	131	6.2	42	5	0

R.Greene

B.Walters

No.	Yds.	Avg.	LG	FC	TD
		Inactive			
		Inactive			
		Not on Team			
0	0	0	0	0	0
0	0	0.0	0	1	0
		Inactive			
1	0	0.0	0	1	0
4	34	8.5	12	3	0
		Inactive			
		Inactive			
1	14	14.0	14	1	0
4	17	4.3	8	3	0
1	4	4.0	4	0	0
2	9	4.5	10	2	0
2	10	5.0	10	4	0
2	-2	-1.0	0	1	0
17	86	5.1	14	16	0

GAME-BY-GAME STATISTICS

Punt Returns		M.Lee					
Date	Opponent	No.	Yds.	Avg.	LG	FC	TD
9/11	Green Bay	0	0	0	0	0	0
9/18	@ San Diego	0	0	0	0	0	0
9/25	Baltimore	0	0	0	0	0	0
10/2	Indianapolis	0	0	0	0	0	0
10/16	@ Chicago	1	3	3.0	3	3	0
10/23	Oakland	0	0	0	0	0	0
10/27	@ Tennessee	1	0	0.0	0	0	0
11/6	@ Kansas City	0	0	0	0	0	0
11/13	Houston	0	0	0	0	0	0
11/20	@ Detroit	0	0	0	0	0	0
11/27	@ Buffalo	0	0	0	0	0	0
12/4	Denver	0	0	0	0	0	0
12/11	Minnesota	0	0	0	0	0	0
12/18	@ Houston	0	0	0	0	0	0
12/24	Tennessee	0	0	0	0	0	0
1/1	@ Indianapolis	0	0	0	0	0	0
TOTALS		2	3	1.5	3	3	0

KO Returns		M.Lee						C.Grant					
Date	Opponent	No.	Yds.	Avg.	LG	FC	TD	No.	Yds.	Avg.	LG	FC	TD
9/11	Green Bay	0	0	0	0	0	0	2	51	25.5	32	0	0
9/18	@ San Diego	0	0	0	0	0	0	3	67	22.3	24	0	0
9/25	Baltimore	0	0	0	0	0	0	3	58	19.3	25	0	0
10/2	Indianapolis	0	0	0	0	0	0	4	80	20.0	28	0	0
10/16	@ Chicago	1	26	26.0	26	0	0	Inactive					
10/23	Oakland	4	93	23.3	34	0	0	Inactive					
10/27	@ Tennessee	2	45	22.5	25	0	0	Inactive					
11/6	@ Kansas City	3	87	29.0	45	0	0	Inactive					
11/13	Houston	1	17	17.0	17	0	0	Inactive					
11/20	@ Detroit	1	42	42.0	42	0	0	0	0	0	0	0	0
11/27	@ Buffalo	1	36	36.0	36	0	0	1	12	12.0	12	0	0
12/4	Denver	0	0	0	0	0	0	0	0	0	0	0	0
12/11	Minnesota	3	66	22.0	25	0	0	0	0	0	0	0	0
12/18	@ Houston	2	133	66.5	100t	0	1	0	0	0	0	0	0
12/24	Tennessee	0	0	0	0	0	0	0	0	0	0	0	0
1/1	@ Indianapolis	0	0	0	0	0	0	0	0	0	0	0	0
TOTALS		18	545	30.3	100t	0	1	13	268	20.6	32	0	0

GAME-BY-GAME STATISTICS

KO Returns		A.Benn						B.Walters					
Date	Opponent	No.	Yds.	Avg.	LG	FC	TD	No.	Yds.	Avg.	LG	FC	TD
9/11	Green Bay	0	0	0	0	0	0	Inactive					
9/18	@ San Diego	0	0	0	0	0	0	Inactive					
9/25	Baltimore	1	0	0.0	0	0	0	Not on Team					
10/2	Indianapolis	0	0	0	0	0	0	0	0	0	0	0	0
10/16	@ Chicago	0	0	0	0	0	0	0	0	0	0	0	0
10/23	Oakland	0	0	0	0	0	0	Inactive					
10/27	@ Tennessee	0	0	0	0	0	0	0	0	0	0	0	0
11/6	@ Kansas City	0	0	0	0	0	0	0	0	0	0	0	0
11/13	Houston	1	16	16.0	16	0	0	Inactive					
11/20	@ Detroit	0	0	0	0	0	0	Inactive					
11/27	@ Buffalo	0	0	0	0	0	0	0	0	0	0	0	0
12/4	Denver	0	0	0	0	0	0	0	0	0	0	0	0
12/11	Minnesota	0	0	0	0	0	0	0	0	0	0	0	0
12/18	@ Houston	0	0	0	0	0	0	0	0	0	0	0	0
12/24	Tennessee	Inactive						0	0	0	0	0	0
1/1	@ Indianapolis	0	0	0	0	0	0	2	39	19.5	23	0	0
TOTALS		2	16	8.0	16	0	0	2	39	19.5	23	0	0

KO Returns		C.Smith						D.Robinson					
Date	Opponent	No.	Yds.	Avg.	LG	FC	TD	No.	Yds.	Avg.	LG	FC	TD
9/11	Green Bay	Inactive						0	0	0	0	0	0
9/18	@ San Diego	Inactive						0	0	0	0	0	0
9/25	Baltimore	Inactive						0	0	0	0	0	0
10/2	Indianapolis	0	0	0	0	0	0	0	0	0	0	0	0
10/16	@ Chicago	Inactive						0	0	0	0	0	0
10/23	Oakland	Inactive						0	0	0	0	0	0
10/27	@ Tennessee	0	0	0	0	0	0	0	0	0	0	0	0
11/6	@ Kansas City	0	0	0	0	0	0	0	0	0	0	0	0
11/13	Houston	Inactive						0	0	0	0	0	0
11/20	@ Detroit	Inactive						0	0	0	0	0	0
11/27	@ Buffalo	Inactive						1	13	13.0	13	0	0
12/4	Denver	1	0	0.0	0	0	0	0	0	0	0	0	0
12/11	Minnesota	0	0	0	0	0	0	Inactive					
12/18	@ Houston	Inactive						Inactive					
12/24	Tennessee	0	0	0	0	0	0	Inactive					
1/1	@ Indianapolis	Inactive						0	0	0	0	0	0
TOTALS		1	0	0.0	0	0	0	1	13	13.0	13	0	0

GAME-BY-GAME STATISTICS

Punting

Date	Opponent	B.Nortman						
		No.	Yds.	Avg.	TB	In20	LG	Net
9/11	Green Bay	2	125	62.5	0	2	67	62.5
9/18	@ San Diego	4	179	44.8	0	2	56	39.5
9/25	Baltimore	6	249	41.5	1	2	49	38.2
10/2	Indianapolis	5	269	53.8	1	1	78	46.2
10/16	@ Chicago	5	275	55.0	0	2	60	52.2
10/23	Oakland	5	239	47.8	0	0	56	39.6
10/27	@ Tennessee	6	275	45.8	1	1	60	41.0
11/6	@ Kansas City	4	167	41.8	1	1	47	25.3
11/13	Houston	3	115	38.3	1	0	48	12.7
11/20	@ Detroit	6	245	40.8	0	4	54	31.7
11/27	@ Buffalo	6	273	45.5	2	2	61	31.7
12/4	Denver	8	369	46.1	0	4	65	41.1
12/11	Minnesota	4	163	40.8	0	1	54	38.5
12/18	@ Houston	6	315	52.5	0	1	67	46.2
12/24	Tennessee	3	143	47.7	0	1	55	48.3
1/1	@ Indianapolis	4	188	47.0	1	3	52	42.0
TOTALS		77	3589	46.6	8	27	78	39.5

Placekicking

Date	Opponent	J.Myers								
		KO	KO Yds	TB	XP Att	XP	FG Att	FG	Long	Points
9/11	Green Bay	6	386	5	2	2	3	3	50	11
9/18	@ San Diego	3	86	1	2	2	1	0	0	2
9/25	Baltimore	4	260	4	2	2	2	1	49	5
10/2	Indianapolis	6	392	4	3	3	3	3	49	12
10/16	@ Chicago	4	260	4	2	2	1	1	30	5
10/23	Oakland	5	273	4	1	1	3	3	44	10
10/27	@ Tennessee	4	196	2	2	2	0	0	0	2
11/6	@ Kansas City	3	170	1	2	2	1	0	0	2
11/13	Houston	5	318	3	1	1	2	2	54	7
11/20	@ Detroit	5	325	5	2	1	2	2	52	7
11/27	@ Buffalo	4	261	3	3	3	0	0	0	3
12/4	Denver	3	195	3	1	1	1	1	47	4
12/11	Minnesota	5	311	3	1	1	5	3	55	10
12/18	@ Houston	5	330	4	2	2	2	2	50	8
12/24	Tennessee	9	585	9	4	2	4	4	56	14
1/1	@ Indianapolis	5	325	5	2	2	4	2	47	8
TOTALS		76	4673	60	32	29	34	27	56	110

GAME-BY-GAME DEFENSIVE STATISTICS

JAGUARS 2016 DEFENSIVE TACKLES (SOLO-ASSIST)

	Posluszny	Cyprien	T. Smith	Ramsey	Amukamara	Gipson	Alualu	Jackson	Jones	Fowler	Ngakoue
9/11 vs. G.B.	4-1	9-0	6-2	2-1	2-0	3-0	ina	0-0	0-0	2-1	1-1
9/18 at S.D.	6-5	5-2	7-2	6-0	ina	3-0	ina	1-1	0-1	5-1	2-1
9/25 vs. BAL	10-2	9-1	6-1	4-1	ina	3-0	1-1	2-0	0-0	1-0	1-0
10/2 vs. IND	5-2	4-1	8-0	4-0	3-0	1-0	1-1	5-0	1-1	2-0	4-0
10/16 at CHI	10-1	4-2	8-0	2-0	4-0	3-0	2-0	3-0	2-0	1-0	1-0
10/23 vs. OAK	7-1	11-0	4-1	2-0	7-0	2-0	2-0	0-0	3-0	2-0	2-0
10/27 at TEN	6-4	4-8	10-5	4-4	4-0	2-1	1-2	0-0	2-1	0-2	0-0
11/6 at K.C.	6-4	4-1	5-0	1-1	3-0	0-0	1-0	0-1	2-0	1-3	1-0
11/13 vs. HOU	4-1	3-1	4-2	6-0	2-0	2-0	4-0	4-0	2-0	1-0	1-0
11/20 at DET	5-1	5-2	7-1	5-1	1-0	1-0	1-1	1-1	4-1	1-0	1-0
11/27 at BUF	5-1	5-0	7-2	3-0	5-0	2-0	4-1	4-1	ina	0-1	1-1
12/4 vs. DEN	6-0	2-0	6-0	3-1	5-0	1-1	3-0	2-0	2-0	4-0	0-0
12/11 vs. MIN	8-2	10-4	2-0	1-1	4-0	4-0	3-0	1-0	1-0	1-0	1-0
12/18 at HOU	5-6	13-4	6-2	4-0	2-0	3-1	3-1	2-1	2-1	0-0	1-0
12/24 vs. TEN	7-2	4-2	4-1	4-0	2-0	2-0	1-1	1-0	2-1	2-0	1-0
1/1 at IND	3-3	4-2	8-1	4-0	2-3	2-4	1-0	2-0	3-0	0-1	2-0
TOTALS	97-36	96-30	98-20	55-10	46-3	34-7	28-8	28-5	26-6	23-9	20-3

	Marks	Colvin	Jack	Skuta	House	Odrick	Miller III	Johnson	Day	Gratz	Thompson
9/11 vs. G.B.	1-0	---	0-0	1-0	2-0	3-2	ina	ina	0-0	1-0	0-0
9/18 at S.D.	0-0	---	2-0	0-0	3-2	ina	4-0	0-0	1-0	2-0	0-0
9/25 vs. BAL	1-0	---	0-0	1-0	5-0	ina	ina	0-0	1-0	2-0	0-0
10/2 vs. IND	2-0	---	3-1	ina	0-0	ina	2-0	3-2	1-0	ina	0-0
10/16 at CHI	2-0	5-0	1-0	0-0	0-0	2-1	4-0	ina	0-0	---	0-0
10/23 vs. OAK	0-0	3-0	1-0	1-0	2-0	ina	ina	ina	0-0	---	0-0
10/27 at TEN	1-2	1-1	0-0	2-1	0-0	ina	IR	ina	1-0	---	0-0
11/6 at K.C.	1-0	5-2	1-0	1-0	0-0	ina	IR	0-0	0-0	---	0-0
11/13 vs. HOU	0-0	1-0	2-0	4-0	0-0	1-0	IR	ina	0-0	---	0-0
11/20 at DET	1-0	2-0	2-1	ina	0-0	3-0	IR	ina	0-0	---	1-1
11/27 at BUF	0-0	0-0	2-3	ina	0-0	ina	IR	0-0	0-0	---	0-0
12/4 vs. DEN	3-0	1-0	1-0	1-0	0-0	ina	IR	ina	0-0	---	0-0
12/11 vs. MIN	3-0	0-1	0-1	2-1	0-0	IR	IR	0-0	0-1	---	ina
12/18 at HOU	1-1	0-0	1-0	1-1	0-0	IR	IR	ina	1-0	---	2-1
12/24 vs. TEN	1-0	IR	0-0	0-0	0-0	IR	IR	0-1	1-0	---	0-0
1/1 at IND	1-0	IR	0-0	1-0	1-1	IR	IR	2-1	0-1	---	0-0
TOTALS	18-4	18-4	16-6	15-3	13-3	9-3	10-0	5-3	6-2	5-0	3-2

	Pullard III	C. Smith	Ash	Wilson
9/11 vs. G.B.	0-0	ina	---	0-0
9/18 at S.D.	1-1	ina	---	0-0
9/25 vs. BAL	0-0	ina	---	0-0
10/2 vs. IND	0-0	2-0	---	0-0
10/16 at CHI	0-0	ina	---	0-0
10/23 vs. OAK	0-0	ina	---	0-0
10/27 at TEN	0-0	2-0	1-3	0-0
11/6 at K.C.	0-0	0-0	ina	0-0
11/13 vs. HOU	0-0	ina	ina	1-0
11/20 at DET	0-0	ina	ina	0-0
11/27 at BUF	0-0	ina	---	0-0
12/4 vs. DEN	0-0	ina	---	0-0
12/11 vs. MIN	2-1	0-0	---	0-0
12/18 at HOU	0-0	0-0	---	1-0
12/24 vs. TEN	0-0	0-0	---	0-0
1/1 at IND	0-0	ina	---	0-0
TOTALS	3-2	4-0	1-3	2-0

--- = Not on Team // ps = Practice Squad // ina = Inactive // IR = Injured Reserve // PUP = Physically Unable to Perform

DRIVE CHART

Week 1 – Sept. 11 vs. Green Bay Packers

JAX Start	Plys	Yds	End	Deep	Result	GB Start	Plys	Yds	End	Deep	Result
1. J18	5	13	J31	J31	Interception	1. J29	6	29	EZ	J 6*#	Touchdown
2. J25	6	14	J39	J49	Punt	2. GB 3	3	3	GB 6	GB 6	Punt
3. GB48	3	48	EZ	GB 5*	Touchdown	3. GB25	3	6	GB31	GB31	Punt
4. J21	3	9	J30	J30	Punt	4. GB 3	3	4	GB 7	GB 7	Punt
5. J47	12	45	GB 8	GB 8*	Field goal	5. GB25	9	75	EZ	J 6*	Touchdown
6. J25	7	75	EZ	GB22	Touchdown	6. GB25	5	75	EZ	J29	Touchdown
7. <u>J25</u>	1	-1	J25	J25	End of half	7. GB25	13	68	J 7	J 7*#	Field goal
8. J25	10	54	GB21	GB21	Field goal	8. GB25	16	73	J 2	J 2*#	Field goal
9. J31	14	37	GB32	GB25	Field goal	9. GB18	3	1	GB19	GB26	Punt
10. J37	10	48	GB14	GB14	Failed 4 th down	10. GB15	1	-1	GB15	GB15	End of game

Week 2 – Sept. 18 at San Diego Chargers

JAX Start	Plys	Yds	End	Deep	Result	SD Start	Plys	Yds	End	Deep	Result
1. J19	3	5	J24	J24	Punt	1. SD25	8	75	EZ	J 3*#	Touchdown
2. J14	3	6	J20	J20	Interception	2. SD33	5	13	SD46	SD48	Punt
3. J25	6	39	SD36	SD35	Missed field goal	3. J34	7	34	EZ	J 6*#	Touchdown
4. J25	3	-7	J22	J25	Fumble	4. SD44	5	56	EZ	J 2*#	Touchdown
5. J 6	5	55	SD39	SD39	Interception	5. J18	6	12	J 5	J 1*#	Fumble
6. <u>J 8</u>	5	44	SD44	SD38	End of half	6. <u>SD31</u>	3	-2	SD29	SD31	Punt
7. J24	3	1	J25	J27	Punt	7. SD45	3	55	EZ	J44	Touchdown
8. J25	4	12	J37	J42	Punt	8. SD19	4	14	SD33	SD39	Punt
9. J28	4	24	SD48	SD48	Punt	9. SD 7	7	93	EZ	J45	Touchdown
10. J25	12	75	EZ	SD 4*#	Touchdown	10. J43	11	36	J 7	J 7*#	Field goal
11. J25	7	58	SD17	SD17*	Failed 4 th down	11. SD17	3	3	SD20	SD25	Punt
12. J40	9	60	EZ	SD15*	Touchdown	12. J43	2	-1	J44	J43	End of game

Week 3 – Sept. 25 vs. Baltimore Ravens

JAX Start	Plys	Yds	End	Deep	Result	BAL Start	Plys	Yds	End	Deep	Result
1. J10	3	3	J13	J13	Punt	1. B48	3	-14	B34	B49	Punt
2. J30	6	15	J45	J47	Punt	2. B 6	3	8	B14	B14	Punt
3. J30	3	2	J32	J32	Punt	3. B25	8	75	EZ	J 7*#	Touchdown
4. J22	4	22	J44	J44	Interception	4. B29	10	46	J25	J25	Field goal
5. J26	5	19	J45	J48	Punt	5. B 8	4	17	B25	B25	Punt
6. B37	8	37	EZ	B 3*#	Touchdown	6. B25	8	51	J24	J24	Field goal
7. J22	11	78	EZ	B11*	Touchdown	7. B25	9	56	J19	J19*	Field goal
8. J25	7	31	B44	B44	Punt	8. B25	3	-3	B22	B25	Punt
9. J19	4	7	J26	J29	Punt	9. B20	5	14	B34	B34	Punt
10. B39	4	8	B31	B31	Field goal	10. B25	4	16	B41	B41	Interception
11. B31	3	0	B31	B31	Interception	11. B29	2	1	B30	B30	Interception
12. B29	4	-5	B34	B25	Blocked field goal	12. B43	8	22	J35	J35	Field goal
13. J25	3	-11	J14	J31	Interception	13. J39	1	-1	J39	J39	End of game

Week 4 – Oct. 2 vs. Indianapolis Colts (in London)

JAX Start	Plys	Yds	End	Deep	Result	IND Start	Plys	Yds	End	Deep	Result
1. J30	3	0	J30	J36	Punt	1. I25	3	8	I33	I33	Punt
2. I24	5	24	EZ	I 3*#	Touchdown	2. I25	3	17	I42	I42	Interception
3. J26	3	3	J29	J29	Punt	3. I36	12	29	J35	J25	Field goal
4. J25	10	75	EZ	I 1*#	Touchdown	4. I25	11	44	J31	J26	Field goal
5. J20	8	75	I 5	I 5*#	Field goal	5. <u>I25</u>	6	29	J46	J46	Punt
6. J29	9	43	I28	I28	Field goal	6. I29	3	-4	I25	I37	Punt
7. J11	14	58	I31	I30	Field goal	7. I25	9	75	EZ	J 1*#	Touchdown
8. J18	6	16	J34	J34	Punt	8. I22	12	78	EZ	J 2*#	Touchdown
9. J25	4	75	EZ	I42	Touchdown	9. I25	6	75	EZ	I40	Touchdown
10. J18	3	4	J22	J22	Punt	10. I20	6	31	J49	J49	Failed 4 th down
11. J49	3	-5	J44	J49	Punt	11. I18	4	-4	I17	I20	Failed 4 th down

Underlined = last drive of first half; * = Inside the 20; # = Goal-to-go; @ = Overtime possession

DRIVE CHART

Week 6 – Oct. 16 at Chicago Bears

JAX Start	Plys	Yds	End	Deep	Result	CHI Start	Plys	Yds	End	Deep	Result
1. J10	12	84	C 6	C 1*#	Interception	1. C25	6	33	J42	J42	Punt
2. J25	3	6	J31	J31	Punt	2. C24	11	58	J18	J18*	Field goal
3. J25	6	8	J33	J41	Punt	3. C14	16	86	EZ	J 1*#	Touchdown
4. J 9	1	-1	J 9	J 9	End of half	4. C22	8	32	J46	J46	Punt
5. J22	3	1	J23	J23	Punt	5. C 9	4	23	C32	C32	Punt
6. J21	3	7	J28	J28	Punt	6. C28	3	8	C36	C36	Punt
7. J15	3	6	J21	J21	Punt	7. C20	11	74	J 6	J 5*#	Field goal
8. J25	5	75	EZ	C 1*#	Touchdown	8. C25	4	16	C41	C41	Punt
9. J16	2	5	J21	J21	Fumble	9. J28	6	14	J14	J 9*	Field goal
10. J25	11	63	C12	C12*	Field goal	10. C25	3	3	C28	C33	Punt
11. J22	4	78	EZ	J49	Touchdown	11. C25	8	27	J48	J44	Failed 4 th down
12. J48	3	2	C49	C49	End of game						

Week 7 – Oct. 23 vs. Oakland Raiders

JAX Start	Plys	Yds	End	Deep	Result	OAK Start	Plys	Yds	End	Deep	Result
1. J22	3	2	J24	J24	Punt	1. O25	3	4	O29	O31	Punt
2. J33	9	49	O18	O18*	Interception	2. O30	9	63	J 7	J 7*	Field goal
3. J25	5	70	O 5	O 5*#	Field goal	3. O20	7	27	O47	O47	Punt
4. J25	9	56	O19	O 9*	Field goal	4. J17	4	3	J14	J14*	Field goal
5. J27	1	-1	J27	J27	End of half	5. O25	11	75	EZ	J 2*#	Touchdown
6. J35	7	39	O26	O26	Field goal	6. O25	8	75	EZ	J 2*#	Touchdown
7. J 7	3	2	J 9	J 9	Punt	7. O25	5	14	O39	O41	Punt
8. J 6	3	-1	J 5	J12	Punt	8. O41	3	-14	O27	O42	Punt
9. J25	3	-5	J20	J28	Punt	9. J37	5	12	J25	J25	Field goal
10. J13	5	27	J40	J40	Punt	10. O28	7	38	J34	J34	Field goal
11. J17	11	83	EZ	O 9*#	Touchdown	11. O32	3	1	O33	O39	Punt
12. J25	4	25	50	50	Interception	12. J48	8	48	EZ	J 9*#	Touchdown
						13. J27	2	-2	J28	J27	End of game

Week 8 – Oct. 27 at Tennessee Titans

JAX Start	Plys	Yds	End	Deep	Result	TEN Start	Plys	Yds	End	Deep	Result
1. J14	5	7	J21	J26	Punt	1. T25	5	17	T42	T48	Punt
2. J24	3	7	J31	J33	Punt	2. T32	10	54	J14	J14*	Field goal
3. J25	3	4	J29	J29	Punt	3. T34	4	66	EZ	J36	Touchdown
4. J25	3	6	J31	J31	Punt	4. T31	8	69	EZ	J 6*	Touchdown
5. J25	8	31	T44	T35	Punt	5. T38	4	62	EZ	J14*	Touchdown
6. J25	11	75	EZ	T10*#	Touchdown	6. T 6	12	90	J 4	J 4*#	Field goal
7. J25	4	15	J40	T44	Punt	7. T25	7	75	EZ	J 4*#	Touchdown
8. J28	11	56	T16	T16	Failed 4 th down	8. T20	4	2	T22	T25	Punt
9. J42	7	58	EZ	T 5*#	Touchdown	9. J35	9	20	J15	J 6*#	Field goal
10. J 9	12	91	EZ	T 7*#	Touchdown	10. T16	3	8	T24	T24	Punt
						11. J47	3	5	J42	J42	Punt

Week 9 – Nov. 6 at Kansas City Chiefs

JAX Start	Plys	Yds	End	Deep	Result	KC Start	Plys	Yds	End	Deep	Result
1. J25	6	27	KC48	KC48	Punt	1. KC13	8	33	KC46	KC47	Punt
2. J18	6	39	KC43	KC43	Punt	2. KC10	5	22	KC32	KC32	Punt
3. J 8	7	62	KC30	KC30	Failed 4 th down	3. J23	2	23	EZ	J23	Touchdown
4. J19	2	0	J19	J19	Interception	4. KC31	3	2	KC33	KC33	Punt
5. J23	6	20	J43	J43	Punt	5. J13	4	5	J 8	J 8*	Field goal
6. J12	11	88	EZ	KC 1*#	Touchdown	6. KC20	6	26	KC46	KC46	Punt
7. J14	5	21	J19	J19	Fumble	7. KC24	3	7	KC31	KC31	Punt
8. J25	6	9	J34	J37	Punt	8. J38	4	5	J33	J33	Field goal
9. J44	7	20	KC36	KC34	Missed field goal	9. J30	6	25	J 5	J 5*	Field goal
10. J25	5	74	KC 1	KC 1*#	Fumble	10. KC44	9	38	J18	J12*	Field goal
11. J39	9	61	EZ	KC13*	Touchdown	11. KC20	3	-5	KC15	KC22	Punt
12. J35	6	33	KC32	KC30	Failed 4 th down	12. KC25	3	-7	KC18	KC29	Punt
						13. KC32	5	12	KC45	KC47	End of game

Underlined = last drive of first half; * = Inside the 20; # = Goal-to-go; @ = Overtime possession

DRIVE CHART

Week 10 – Nov. 13 vs. Houston Texans

JAX Start	Plys	Yds	End	Deep	Result	HOU Start	Plys	Yds	End	Deep	Result
1. J25	6	15	J40	J40	Interception (ret.-TD)	1. H25	10	75	EZ	J 1*#	Touchdown
2. J25	13	75	EZ	H 5*	Touchdown	2. J49	6	18	J31	J31	Missed field goal
3. J20	7	31	H44	H44	Fumble	3. H22	11	46	J32	J32	Missed field goal
4. J39	8	25	H36	H32	Field goal	4. H40	6	23	J37	J37	Failed 4 th down
5. J40	7	20	H40	H40	Failed 4 th down	5. H25	3	1	H26	H26	Punt
6. J13	9	47	H40	H40	Punt	6. H20	6	13	H33	H30	Punt
7. J28	3	-12	J16	J28	Punt	7. J 7	1	7	EZ	J 7*#	Touchdown
8. J21	8	53	H26	H26	Field goal	8. H25	11	42	J33	J30	Field goal
9. J25	6	21	J46	H44	Punt	9. H27	4	25	J48	J48	Punt
10. J 8	8	92	EZ	H14*	Touchdown	10. H 8	6	18	H24	H24	End of game

Week 11 – Nov. 20 at Detroit Lions

JAX Start	Plys	Yds	End	Deep	Result	DET Start	Plys	Yds	End	Deep	Result
1. J13	8	42	D45	D44	Punt	1. D25	6	14	D39	D39	Punt
2. J42	4	10	D48	D43	Punt	2. D15	3	-2	D13	D15	Punt
3. D11	4	2	D 9	D 9*	Field goal	3. D25	3	3	D28	D28	Punt
4. J34	4	26	D48	D48	Fumble	4. D36	3	-3	D33	D36	Punt
5. J 6	3	2	J 8	J 8	Punt (ret.-TD)	5. D 3	3	2	D 5	D 9	Punt
6. J25	5	18	J43	J43	Punt	6. D25	10	67	J 8	J 8*	Field goal
7. J46	7	54	EZ	D 3*#	Touchdown	7. D25	5	16	D41	D41	Punt
8. J25	1	-2	J25	J25	End of half	8. D25	3	41	J28	J28	Fumble
9. J25	3	3	J28	J28	Interception (ret.-TD)	9. D21	7	79	EZ	J 1*#	Touchdown
10. J25	7	41	D34	D33	Field goal	10. D15	15	60	J25	J25	Field goal
11. J13	9	87	EZ	D 3*#	Touchdown	11. J35	1	-1	J35	J35	End of game
12. J34	3	9	J43	J43	Punt						
13. J44	3	-1	J43	J44	Punt						
14. J25	3	0	J25	J25	Interception						

Week 12 – Nov. 27 at Buffalo Bills

JAX Start	Plys	Yds	End	Deep	Result	BUF Start	Plys	Yds	End	Deep	Result
1. J25	11	75	EZ	B 2*#	Touchdown	1. B25	3	5	B30	B32	Punt
2. J21	5	19	J40	J40	Punt	2. B17	3	0	B17	B20	Punt
3. J41	5	13	B46	B43	Punt	3. B 7	7	21	B28	B40	Punt
4. J43	6	15	B42	B42	Punt	4. B20	8	22	B42	B42	Punt
5. J22	3	5	J27	J27	Punt	5. J22	5	22	EZ	J 7*#	Touchdown
6. J28	1	-1	J28	J28	End of half	6. B25	1	75	EZ	B25	Touchdown
7. J35	11	65	EZ	B20	Touchdown	7. B25	3	3	B28	B33	Punt
8. J29	5	10	J39	J39	Punt	8. B25	4	75	EZ	J 7*	Touchdown
9. J35	7	65	EZ	B12*	Touchdown	9. B24	8	76	EZ	J16*	Touchdown
10. J25	3	9	J34	J34	Punt	10. B21	3	9	B30	B30	Punt
11. J27	8	32	B45	B40	Failed 4 th down	11. B42	7	21	J36	J36	End of game

Week 13 – Dec. 4 vs. Denver Broncos

JAX Start	Plys	Yds	End	Deep	Result	DEN Start	Plys	Yds	End	Deep	Result
1. J20	3	4	J24	J24	Punt	1. D25	3	1	D26	D26	Punt
2. J20	3	9	J29	J29	Punt	2. D11	7	31	D42	D42	Punt
3. J14	9	41	D45	D45	Punt	3. D20	4	20	D40	D40	Punt
4. J41	7	30	D29	D29	Field goal	4. D 9	3	5	D14	D14	Punt
5. J25	5	38	D37	D37	Interception	5. D25	8	75	EZ	J 6*#	Touchdown
6. J 3	8	21	J24	J29	Punt	6. D49	3	7	J44	J44	Punt
7. J25	3	3	J28	J28	Punt	7. J43	4	29	J14	J14*	Field goal
8. J 5	9	44	J49	J49	Interception (ret.-TD)	8. J47	3	7	J40	J40	Punt
9. J40	3	1	J41	J41	Punt	9. D18	3	7	D25	D25	Punt
10. J30	12	70	EZ	D22	Touchdown	10. D25	5	7	D32	D37	Punt
11. J27	8	20	D38	D38	Failed 4 th down	11. J47	3	7	J40	J40	Punt
12. J20	5	25	J45	J45	Punt	12. D17	3	9	D26	D26	Punt
13. J29	3	4	J33	J33	Punt	13. D22	3	5	D27	D27	Punt
14. J34	2	-2	J34	J34	Fumble	14. J29	4	6	J23	J23	Field goal
15. J25	2	17	J33	J33	End of game						

Underlined = last drive of first half; * = Inside the 20; # = Goal-to-go; @ = Overtime possession

DRIVE CHART

Week 14 – Dec. 11 vs. Minnesota Vikings

JAX Start	Plys	Yds	End	Deep	Result	MIN	Start	Plys	Yds	End	Deep	Result
1. J21	3	-7	J14	J26	Punt	1. M25	5	50	J25	J25		Field goal
2. J25	7	22	J47	J47	Punt	2. M41	5	45	J14	J 9*		Field goal
3. J39	8	34	M27	M27	Field goal	3. M22	3	1	M23	M23		Punt
4. J32	7	31	M37	M35	Field goal	4. J48	6	26	J22	J22		Field goal
5. J 1	10	92	M 7	M 7*	Field goal	5. M25	9	74	J 1	J 1*#		Failed 4 th down
6. J25	9	52	M23	M23	Missed field goal	6. M25	1	-1	M25	M25		End of half
7. J10	11	90	EZ	M14*	Touchdown	7. M31	9	41	J28	J28		Field goal
8. J25	3	5	J30	J30	Punt	8. M38	9	62	EZ	J 1*#		Touchdown
9. J20	3	-5	J15	J20	Punt	9. M41	10	58	J 1	J 1*#		Fumble
10. J25	9	32	M43	M41	Blocked field goal	10. M46	9	54	EZ	J 3*#		Touchdown
						11. M49	1	-1	M49	M49		End of game

Week 15 – Dec. 18 at Houston Texans

JAX Start	Plys	Yds	End	Deep	Result	HOU	Start	Plys	Yds	End	Deep	Result
1. J 8	3	4	J12	J12	Punt	1. H25	5	20	H45	H45		Punt
2. J10	3	-1	J 9	J17	Punt	2. H33	6	16	H49	H49		Punt
3. J36	11	56	H 8	H 8*	Field goal	3. H18	3	9	H27	H27		Punt
4. H25	4	-7	H32	H21	Field goal	4. H25	2	16	H41	H41		Interception
5. H37	4	37	EZ	H 1*#	Touchdown	5. H25	2	-3	H22	H32		Interception
6. J 1	3	-1	J 4	J 4	Safety	6. H25	10	74	J 2	J 1*#		Failed 4 th down
7. J25	2	9	J27	J27	End of half	7. H38	6	40	J22	J22		Field goal
8. J25	6	20	J45	J45	Punt	8. H16	9	57	J27	J27		Field goal
9. J10	4	11	J21	J22	Punt	9. H24	3	6	H30	H30		Punt
10. J30	3	8	J38	J38	Punt	10. H30	9	45	J25	J25		Field goal
11. J25	3	-10	J15	J25	Punt	11. H32	14	58	J10	J 8*		Field goal
12. J25	5	15	J40	J45	Failed 4 th down	12. H48	8	52	EZ	J 1*#		Touchdown
13. J 7	1	0	J 7	J 7	Interception	13. J40	3	1	J39	J37		Punt
						14. J25	2	-3	J26	J25		End of game

Week 16 – Dec. 24 vs. Tennessee Titans

JAX Start	Plys	Yds	End	Deep	Result	TEN	Start	Plys	Yds	End	Deep	Result
1. J25	8	75	EZ	T21	Touchdown	1. T25	4	16	T41	T41		Punt
2. J26	11	63	T11	T 6*	Field goal	2. T25	6	24	T49	T49		Punt
3. J15	3	-3	J12	J15	Punt	3. T31	10	69	EZ	J 3*#		Touchdown
4. J25	12	75	EZ	T 1*#	Touchdown	4. T25	4	4	T29	T36		Punt
5. J22	8	48	T30	T30	Field goal	5. T25	1	-1	T25	T25		End of half
6. J17	1	4	J17	J17	Fumble	6. T25	3	4	T29	T29		Punt
7. J25	10	37	T38	T38	Field goal	7. J26	4	2	J24	J24		Field goal
8. J23	7	45	T32	T29	Field goal	8. T25	3	9	T34	T34		Punt
9. J11	3	4	J15	J15	Punt	9. T25	7	23	T48	T48		Punt
10. J25	6	75	EZ	T20	Touchdown	10. 50	8	50	EZ	J14*		Touchdown
11. J38	3	8	J46	J46	Punt	11. T25	1	0	T25	T25		Interception (ret-TD)
12. J15	1	-1	J15	J15	End of game	12. T25	3	-10	T15	T25		Punt
						13. T16	14	69	J15	J15*		Failed 4 th down

Week 17 – Jan. 1 at Indianapolis Colts

JAX Start	Plys	Yds	End	Deep	Result	IND	Start	Plys	Yds	End	Deep	Result
1. J14	7	57	I29	I29	Field goal	1. I25	3	8	I33	I33		Punt
2. J25	7	75	EZ	I14*	Touchdown	2. I25	3	5	I30	I30		Punt
3. J 8	5	24	J32	J32	Punt	3. I25	3	2	I27	I31		Punt
4. J27	6	23	50	I45	Punt	4. I16	3	7	I23	I23		Punt
5. J18	3	4	J25	J25	Fumble	5. I20	7	49	J31	J31		Interception
6. J38	2	62	EZ	J43	Touchdown	6. J22	4	-8	J30	J30		Missed field goal
7. J28	11	60	I12	I12*	Missed field goal	7. I25	8	48	J27	J27		Field goal
8. J25	6	20	J45	J45	Punt	8. I20	1	-6	I20	I20		End of half
9. J25	5	16	J41	J46	Punt	9. I17	5	83	EZ	J 7*#		Touchdown
10. J19	8	47	I24	I24	Fumble	10. I11	12	89	EZ	J15*		Touchdown
11. J32	10	32	I36	I34	Missed field goal	11. I34	8	34	J29	J28		Fumble
12. I30	4	7	I23	I23	Field goal	12. I44	3	-14	I30	I44		Blocked punt-downs
13. J25	1	18	J25	J25	End of game	13. I25	8	75	EZ	J 1*#		Touchdown

Underlined = last drive of first half; * = Inside the 20; # = Goal-to-go; @ = Overtime possession

MISCELLANEOUS STATISTICS

REGULAR SEASON HIGHS & LOWS

	JAGUARS		OPPONENTS	
	HIGH	LOW	HIGH	LOW
Points	38 vs. TEN	10 vs. DEN	38 by SD	16 by CHI
First Downs	25 at KC, vs. TEN	9 at HOU	25 by SD	10 by KC, DEN (at JAX)
Total Offense	449 at KC	150 at HOU	494 by TEN	206 by DEN (at JAX)
Net Yards Rushing	205 at at KC	48 vs. GB, vs. BAL	214 by TEN	14 by DET
Net Yards Passing	331 vs. TEN	83 at HOU	308 by HOU	92 by HOU
Offensive Plays	81 vs. DEN	50 at HOU	78 by HOU	52 by BUF
Rushing Attempts	32 at KC	11 at SD	43 by TEN	20 by TEN (at JAX)
Pass Attempts	54 at TEN	26 at BUF	49 by CHI	18 by BUF
Pass Completions	33 at TEN	12 at HOU	30 by CHI	12 by BUF, DEN (at JAX)
Passes Had Intercepted	3 vs. BAL	0, six times (last at IND)	2 by BAL (at JAX), by HOU	0, eleven times (last by MIN)
Sacks Allowed	4 vs. BAL, vs. MIN	0 at DET	6 by IND	0, five times (last by HOU)
Fumbles	3 at KC	0 vs. BAL, MIN, HOU	3 by DET, by HOU	0 by BUF, DEN (at JAX)
Fumbles Lost	3 at KC	0, five times (last at HOU)	2 by DET	0, three times (last by TEN) (at JAX)
Total Turnovers	4 at KC	0 at BUF, vs. MIN	3 by BAL (at JAX)	0, nine times (last by DEN)
Penalties	14 at SD, vs. MIN	4 at DET, vs. TEN	11 by OAK (at JAX)	3 by SD
Yards Penalized	145 vs. IND	25 at DET	117 by OAK (at JAX)	23 by SD
Time of Possession	34:34 vs. DEN	23:18 at HOU	36:42 by HOU	25:26 by BUF
Defensive Interceptions	2 vs. BAL, at HOU	0, eleven times (last vs. MIN)	3 by BAL	0, five times (last by MIN)
Total Takeaways	3 vs. BAL	0, seven times (last vs. DEN)	4 by KC	0 by BUF, MIN
Longest Drive (plays)	14 vs. GB, vs. IND	1 vs. GB. at CHI	16 by GB, by CHI	1, three times (last by BUF)
Longest Drive (yards)	92 vs. HOU, vs. MIN	-12 vs. HOU	90 by TEN	-14, by OAK (at JAX)
Third Down Conversions	10 vs. HOU	2 at SD, at CHI	9 by IND (at JAX), by TEN	1 by KC, DEN (at JAX)

REGULAR SEASON INDIVIDUAL HIGHS

	JAGUARS	OPPONENTS
Yards Rushing	122 (Grant at IND)	123 (Murray, TEN)
Rushing Attempts	21 (Yeldon vs. GB)	24 (Gordon, SD)
Rushing TDs	1 by four players (last: Grant at IND)	2 (Murray, OAK)
Receptions	9 (A. Robinson vs. HOU, vs. TEN)	11 (Meredith, CHI)
Yards Receiving	147 (A. Robinson vs. TEN)	115 (Benjamin, SD)
Receiving TDs	2 (A. Robinson vs. BAL)	2 (Benjamin, SD)
Combined Yards (rush/rec)	147 (A. Robinson vs. TEN)	128 (Murray, TEN)
All-Purpose Yards	147 (A. Robinson vs. TEN)	128 (Murray, TEN)
Yards Passing	337 (Bortles at TEN)	302 (Hoyer, CHI)
Pass Attempts	54 (Bortles at TEN)	50 (Hoyer, CHI)
Pass Completions	33 (Bortles at TEN)	30 (Hoyer, CHI)
TD Passes	2, four times (last: Bortles vs. HOU)	4 (Rivers, SD)
Interceptions Thrown	3 (Bortles vs. BAL)	2 (Flacco, BAL & Osweiler, HOU)
Longest Run	57 (TD) (Grant at IND)	75 (TD) (L. McCoy, JAX)
Longest Pass Completion	51 (Bortles to Benn at CHI & Bortles to Lee at KC)	64 (TD) (Luck to Dorsett, IND)
Longest Kickoff Return	100 (TD) (Lee at HOU)	53 (Patterson, MIN)
Longest Punt Return	42 (Greene Sr vs. BAL)	57 (Ervin, HOU)
Longest INT Return	35 (Ramsey at HOU)	51 (TD) (Roby, DEN)
Longest Punt	78 (Nortman vs. IND)	60 (King, OAK)
Longest Field Goal	56 (Myers vs. TEN)	54 (Tucker, BAL)
Field Goals Made	4 (Myers vs. TEN)	4, five times (last by Novak, HOU)
Field Goals Attempted	5 (Myers vs. MIN)	4, five times (last by Novak, HOU)
Touchdowns Scored	2 (A. Robinson vs. BAL)	2 (Benjamin, SD, Murray, OAK)
Points Scored	14 (Myers vs. TEN)	15 (Janikowski, OAK)

SCORING BY QUARTERS

	JAGUARS					Total	OPPONENTS					Total
	1	2	3	4	OT		1	2	3	4	OT	
9/11 vs. G.B	7=	10#	3	3	0	23	7=	14##	3	3	0	27
9/18 at S.D	0	0	0	14##	0	14	7=	14##	14##	3	0	38
9/25 vs. BAL	0	7#	7#	3	0	17	7=	6	3	3	0	19
10/2 vs. IND	7#	10=	6	7#	0	30	3	3	0	21=##	0	27
10/16 at CHI	0	0	0	17=#	0	17	0	10=	3	3	0	16
10/23 vs. OAK	0	6	3	7#	0	16	3	17*#	3	10*	0	33
10/27 at TEN	0	0	8#	14##	0	22	3	24##**	6#	3	0	36
11/6 at K.C.	0	7#	0	7#	0	14	7#	3	6	3	0	19
11/13 vs. HOU	7#	3	0	11#	0	21	14@#	0	7#	3	0	24
11/20 at DET	3	6#	10#	0	0	19	@	9%	7@	10*	0	26
11/27 at BUF	7*	0	7#	7#	0	21	0	6*	14**	8#	0	28
12/4 vs. DEN	0	3	0	7*	0	10	0	10*	7@	3	0	20
12/11 vs. MIN	0	9	7#	0	0	16	6	3	3	13*#	0	25
12/18 at HOU	0	13*	7!	0	0	20	0	5	6	10*	0	21
12/24 vs. TEN	10#	9*	6	13@#	0	38	0	7#	3	7#	0	17
1/1 at IND	10#	7*	0	3	0	20	0	3	14*#	7#	0	24

*=TD rushing // #=TD Passing // @=TD on INT return // %=TD on punt return // ^=TD on fumble return // &=TD on blocked FG // !=TD on kickoff return // ~=#TD on blocked punt return

MISCELLANEOUS STATISTICS

TOTAL FIRST DOWNS (FIRST DOWNS ON THIRD OR FOURTH DOWNS) ONE AWARDED TO PASSER AND RECEIVER ON PASSING PLAYS

PLAYER	RUSHING	RECEIVING	PASSING	TOTAL
Blake Bortles	20 (9)	1	206 (62)	226
Allen Robinson	-	51 (19)	-	51
Marqise Lee	2	44 (14)	1	47
T.J. Yeldon	21 (3)	16 (4)	-	37
Chris Ivory	21 (1)	9 (2)	-	30
Allen Hurns	-	23 (4)	-	23
Bryan Walters	1	15 (7)	-	16
Julius Thomas	-	15 (1)	-	15
Ben Koyack	-	10 (3)	-	10
Mercedes Lewis	-	9 (2)	-	9
Corey Grant	6 (1)	2	-	8
Neal Sterling	-	6 (5)	-	6
Denard Robinson	4 (1)	1	-	5
Arrelious Benn	-	3	-	3
Shane Wynn	-	1 (1)	-	1
Rashad Greene	-	1	-	1
Penalty	3	36 (15)	36 (15)	39
TOTAL	78 (15)	243 (77)	243 (77)	282 (92)*

*Does not include passing first downs

FOURTH DOWN EFFICIENCY

GAME	ATTEMPT	QUARTER	PLAY/RESULT/DRIVE RESULT
vs. Green Bay (9/11)	4th-and-5	2nd	B. Bortles 8-yd pass to A. Robinson/Success/Field Goal
	4th-and-4	4th	B. Bortles 4-yd pass to A. Robinson/Success/Field Goal
	4th-and-3	4th	B. Bortles 9-yd pass to A. Robinson/Success/Field Goal
	4th-and-1	4th	B. Bortles -1-yd pass to A. Hurns/Fail/T.O.D.
vs. San Diego (9/18)	4th-and-4	4th	B. Bortles 14-yd pass to M. Lee/Success/Touchdown
	4th-and-3	4th	B. Bortles incomplete pass to A. Hurns/Fail/ T.O.D.
vs. Indianapolis (10/2)	4th-and-3	3rd	B. Bortles 4-yd pass to T. Yeldon/Success/Field Goal
vs. Tennessee (10/27)	4th-and-4	4th	B. Bortles incomplete pass to A. Hurns/Fail/T.O.D.
vs. Kansas City (11/2)	4th-and-1	2nd	B. Bortles incomplete pass to A. Hurns/Fail/T.O.D.
	4th-and-3	4th	B. Bortles incomplete pass to B. Walters/Fail/T.O.D.
vs. Houston (11/13)	4th-and-3	2nd	B. Bortles incomplete pass to J. Thomas/Fail/T.O.D.
vs. Buffalo (11/27)	4th-and-9	4th	B. Bortles 4-yd pass to M. Lee/Fail/T.O.D.
vs. Denver (12/4)	4th-and-5	4th	B. Bortles 22-yd TD rush/Success/Touchdown
	4th-and-4	4th	B. Bortles incomplete pass to A. Robinson/Fail/T.O.D.
vs. Minnesota (12/11)	4th-and-1	1st	C. Grant 9-yd rush/Success/Punt
vs. Houston (12/18)	4th-and-15	4th	B. Bortles incomplete pass to T. Yeldon/Fail/ T.O.D.
TOTAL	7/16		

REPLAY CHALLENGES

Date	Opponent	Quarter	Time on Clock	LOS	Original Play/Challenge	Challenged By	Result	Play Result
9/11	Green Bay	1st	10:33	JAX-11	Incomplete pass/Too many players on field	Green Bay	Reversed	First Down
9/28	Baltimore	3rd	5:09	BAL-11	A. Robinson incomplete/Catch	Jacksonville	Reversed	Touchdown
10/2	Indianapolis	3rd	10:29	IND-37	J. Doyle reception/Down by Contact	Jacksonville	Reversed	Fourth Down
11/6	Kansas City	1st	00:39	KC-43	T. Yeldon reception/Down by Contact	Kansas City	Reversed	First Down
11/6	Kansas City	2nd	15:00	KC-42	B. Bortles rush/Short of Line to Gain	Jacksonville	Upheld	Fourth Down
11/20	Detroit	1st	15:00	DET-25	A. Boldin reception/Down by Contact	Jacksonville	Upheld	Second Down
11/20	Detroit	2nd	12:38	DET-33	G. Tate reception/Pass completion	Jacksonville	Reversed	Fourth Down
11/27	Buffalo	2nd	8:53	JAX-47	N. Sterling reception/First Down	Buffalo	Upheld	First Down
11/27	Buffalo	2nd	7:42	BUF-42	A. Robinson reception/Pass completion	Buffalo	Reversed	Fourth Down
12/4	Denver	3rd	1:55	DEN-42	B. Bortles rush/Short of Line to Gain	Jacksonville	Reversed	First Down
12/11	Minnesota	2nd	2:25	JAX-1	M. Asiata Rush/Down by Contact	Minnesota	Upheld	Down by Contact
12/24	Tennessee	3rd	6:01	JAX-23	C. Ivory reception/Down by Contact	Tennessee	Upheld	First Down

Regular Season Totals

Jaguars: 4/6
Opponent: 3/6

2016 RED ZONE EFFICIENCY

vs. Green Bay (9/11)

	1st	2nd	3rd	4th	OT	Poss.	TDs	FGs	PTs
Offense	1	1	1	1	-	4	2	2	20
Defense	1	1	0	1	-	3	1	1	10

at San Diego (9/18)

	1st	2nd	3rd	4th	OT	Poss.	TDs	FGs	PTs
Offense	0	0	0	3	-	3	2	0	14
Defense	1	2	0	1	-	5	3	1	24

vs. Baltimore (9/25)

	1st	2nd	3rd	4th	OT	Poss.	TDs	FGs	PTs
Offense	0	1	1	0	-	2	2	0	14
Defense	1	0	1	0	-	2	1	1	10

vs. Indianapolis (10/2)

	1st	2nd	3rd	4th	OT	Poss.	TDs	FGs	PTs
Offense	1	2	0	0	-	2	2	1	17
Defense	0	0	0	2	-	2	2	0	14

at Chicago (10/16)

	1st	2nd	3rd	4th	OT	Poss.	TDs	FGs	PTs
Offense	1	0	0	2	-	3	1	1	10
Defense	0	2	1	1	-	4	1	3	16

vs. Oakland (10/23)

	1st	2nd	3rd	4th	OT	Poss.	TDs	FGs	PTs
Offense	1	2	0	1	-	4	1	2	13
Defense	1	3	0	1	-	5	3	2	27

at Tennessee (10/27)

	1st	2nd	3rd	4th	OT	Poss.	TDs	FGs	PTs
Offense	0	0	1	3	-	4	3	0	21
Defense	1	3	1	1	-	6	3	3	30

at Kansas City (11/6)

	1st	2nd	3rd	4th	OT	Poss.	TDs	FGs	PTs
Offense	0	1	0	2	-	4	2	0	14
Defense	0	1	1	1	-	3	0	3	9

vs. Houston (11/13)

	1st	2nd	3rd	4th	OT	Poss.	TDs	FGs	PTs
Offense	1	0	0	1	-	2	2	0	14
Defense	1	0	1	0	-	2	2	0	14

at Detroit (11/20)

	1st	2nd	3rd	4th	OT	Poss.	TDs	FGs	PTs
Offense	1	1	1	0	-	3	2	1	17
Defense	0	1	0	1	-	2	1	1	10

at Buffalo (11/27)

	1st	2nd	3rd	4th	OT	Poss.	TDs	FGs	PTs
Offense	1	0	0	1	-	2	2	0	14
Defense	0	1	1	1	-	3	3	0	21

vs. Denver (12/4)

	1st	2nd	3rd	4th	OT	Poss.	TDs	FGs	PTs
Offense	0	0	0	0	-	0	0	0	0
Defense	0	2	0	0	-	2	1	1	10

vs. Minnesota (12/11)

	1st	2nd	3rd	4th	OT	Poss.	TDs	FGs	PTs
Offense	0	1	1	0	-	2	1	1	10
Defense	1	1	0	3	-	5	2	1	17

at Houston (12/18)

	1st	2nd	3rd	4th	OT	Poss.	TDs	FGs	PTs
Offense	0	2	0	0	-	2	1	1	10
Defense	0	1	0	2	-	3	1	1	10

vs. Tennessee (12/24)

	1st	2nd	3rd	4th	OT	Poss.	TDs	FGs	PTs
Offense	1	1	0	0	-	2	1	1	10
Defense	0	1	0	2	-	3	2	0	14

vs. Indianapolis (1/1)

	1st	2nd	3rd	4th	OT	Poss.	TDs	FGs	PTs
Offense	1	1	0	0	-	2	1	0	7
Defense	0	1	2	1	-	4	3	0	21

Season Totals

	1st	2nd	3rd	4th	OT	Poss.	TDs	FGs	PTs
Offense	9	13	5	14	-	41	25	10	205
Defense	7	20	8	18	-	53	29	18	253

JAGUARS TAKEAWAYS-TURNOVERS

TAKEAWAYS

Date	Opponent	Takeaway	Quarter	Yard Line	Result
9/18	San Diego	Fumble; Forced: Ngakoue, Recover: Cyprien	2nd	JAX-6	Interception
9/25	Baltimore	Fumble; Recover: D. Robinson	4th	JAX-39	Field Goal
9/25	Baltimore	Interception: Gipson; 30-yard return	4th	BAL-31	Interception
9/25	Baltimore	Interception: Posluszny; no return	4th	BAL-33	Blocked FG
10/2	Indianapolis	Interception: Ngakoue; 9-yard return	1st	IND-24	Touchdown
11/20	Detroit	Fumble; Forced: Odrick, Recover: T. Smith	3rd	JAX-34	Punt
12/11	Minnesota	Fumble; Forced: Cyprien, Recover: Jackson	4th	JAX-1	Punt
12/18	Houston	Interception: Ramsey; 35-yard return	2nd	HOU-25	Field Goal
12/18	Houston	Interception: T. Smith; no return	2nd	HOU-37	Touchdown
12/24	Tennessee	Interception: J. Ramsey; 30-yard return (TD)	4th	TEN-30	Touchdown
1/1	Indianapolis	Interception: T. Smith; no return	2nd	JAX-18	Fumble

TURNOVERS

Date	Opponent	Takeaway	Quarter	Yard Line	Result
9/11	Green Bay	Interception: J. Thomas	1st	JAX-32	Touchdown
9/18	San Diego	Interception: Hayward; 2-yard return	1st	JAX-34	Touchdown
9/18	San Diego	Fumble: Bortles; Forced: Ingram, Recover: Liuget	2nd	JAX-18	Fumble
9/18	San Diego	Interception: Hayward; 31-yard return	2nd	SD-31	Punt
9/25	Baltimore	Interception: Mosley; 12-yard return	1st	BAL-41	Field Goal
9/25	Baltimore	Interception: Young; 6-yard return	4th	BAL-29	Interception
9/25	Baltimore	Interception: Orr; 8-yard return	4th	JAX-39	End of Game
10/16	Chicago	Interception: Porter; 25-yard return	1st	CHI-24	Field Goal
10/16	Chicago	Fumble: Bortles; Forced: Young, Recover: Hicks	4th	JAX-28	Field Goal
10/23	Oakland	Fumble: Greene Sr.; Recover: Holmes	1st	JAX-17	Field Goal
10/23	Oakland	Interception: Amerson; touchback	1st	OAK-20	Punt
10/23	Oakland	Interception: Nelson; 40-yard return	4th	JAX-27	End of Game
10/27	Tennessee	Fumble: Lee; Recover: Sims	3rd	JAX-35	Field Goal
11/6	Kansas City	Fumble: Walters; Forced: Alexander, Recover: O'Shaughnessy	1st	JAX-23	Touchdown
11/6	Kansas City	Interception: Wilson; 6-yard return	2nd	JAX-26	Field Goal
11/6	Kansas City	Fumble: Yeldon; Forced: Gaines, Recover: Nelson	3rd	JAX-38	Field Goal
11/6	Kansas City	Fumble: Ivory; Forced: Wilson, Recover: Peters	4th	KC-20	Punt
11/13	Houston	Interception: Jackson; 42-yard return (TD)	1st	JAX-42	Touchdown
11/13	Houston	Fumble: Bortles; Aborted, Recover: Mercilus	2nd	JAX-49	Punt
11/20	Detroit	Fumble: Ivory; Forced: Quinn, Recover: Williams	2nd	DET-38	Punt
11/20	Detroit	Interception: Bush; 39-yard return (TD)	3rd	JAX-39	Touchdown
11/20	Detroit	Interception: Wilson; 5-yard return	4th	JAX-35	End of Game
12/4	Denver	Interception: Harris; 36-yard return	2nd	DEN-49	Punt
12/4	Denver	Interception: Roby; 51-yard return (TD)	3rd	DEN-49	Touchdown
12/4	Denver	Fumble: Bortles; Forced: Miller, Recover: Ray	4th	JAX-32	Field Goal
12/18	Houston	Interception: Demps; 12-yard return	4th	JAX-25	End of Game
12/24	Tennessee	Fumble: Ivory; Forced: Orakpo, Recover: Searcy	3rd	JAX-26	Field Goal
1/1	Indianapolis	Fumble: Bortles; Forced: Walden, Recover: Kerr	2nd	JAX-22	Missed FG
1/1	Indianapolis	Fumble: Bortles; Forced: Mathis, Recover: Mathis	4th	IND-34	Fumble

2016 SCORING DRIVES

OPPONENT	PLAYS	POSS. TIME	QUARTER	NET YARDS	HOW ACQUIRED	SCORING PLAY
Green Bay (9/11)	3	1:24	1	48	Punt	T. Yeldon 5 yd. run
Green Bay (9/11)	12	5:52	2	45	Punt	J. Myers 26 yd. Field Goal
Green Bay (9/11)	7	1:56	2	75	Kickoff	J. Thomas 22 yd. pass from B. Bortles
Green Bay (9/11)	10	3:57	3	54	Kickoff	J. Myers 20 yd. field Goal
Green Bay (9/11)	14	6:49	4	37	Kickoff	J. Myers 50 yd. Field Goal
San Diego (9/18)	12	4:54	4	75	Kickoff	M. Lewis 4 yd. pass from B. Bortles
San Diego (9/18)	9	2:30	4	60	Punt	C. Grant 15 yd. pass from B. Bortles
Baltimore (9/25)	8	3:50	2	37	Punt	A. Robinson 3 yd. pass from B. Bortles
Baltimore (9/25)	11	5:22	3	78	Kickoff	A. Robinson 11 yd. pass from B. Bortles
Baltimore (9/25)	4	1:34	4	8	Muffed Punt	J. Myers 49 yd. Field Goal
Indianapolis (10/2)	5	2:10	1	24	Interception	A. Robinson 3 yd. pass from B. Bortles
Indianapolis (10/2)	10	4:44	2	75	Kickoff	B. Bortles 1 yd. run
Indianapolis (10/2)	8	1:06	2	75	Punt	J. Myers 22 yd. Field Goal
Indianapolis (10/2)	9	3:10	3	43	Kickoff	J. Myers 46 yd. Field Goal
Indianapolis (10/2)	14	6:48	3	58	Punt	J. Myers 49 yd. Field Goal
Indianapolis (10/2)	4	2:03	4	75	Kickoff	A. Hurns 42 yd. pass from B. Bortles
Chicago (10/16)	5	2:03	4	75	Kickoff	C. Ivory 1 yd. run
Chicago (10/16)	11	3:29	4	63	Kickoff	J. Myers 30 yd. Field Goal
Chicago (10/16)	4	0:29	4	78	Punt	A. Benn 51 yd. pass from B. Bortles
Oakland (10/23)	5	2:14	2	70	Kickoff	J. Myers 23 yd. Field Goal
Oakland (10/23)	9	3:43	2	56	Kickoff	J. Myers 37 yd. Field Goal
Oakland (10/23)	7	2:49	3	39	Kickoff	J. Myers 44 yd. Field Goal
Oakland (10/23)	11	3:03	4	83	Punt	J. Thomas 9 yd. pass from B. Bortles
Tennessee (10/27)	11	3:55	3	75	Kickoff	J. Thomas 10 yd. pass from B. Bortles
Tennessee (10/27)	7	2:08	4	58	Punt	A. Hurns 5 yd. pass from B. Bortles
Tennessee (10/27)	12	2:32	4	91	Punt	B. Walters 7 yd. pass from B. Bortles
Kansas City (11/6)	11	3:19	2	88	Punt	A. Robinson 1 yd. pass from B. Bortles
Kansas City (11/6)	9	2:24	4	61	Punt	T. Yeldon 13 yd. pass from B. Bortles
Houston (11/13)	13	6:43	1	75	Kickoff	J. Thomas 5 yd. pass from B. Bortles
Houston (11/13)	8	3:43	2	25	Missed FG	J. Myers 54 yd. Field Goal
Houston (11/13)	8	4:11	4	53	Kickoff	J. Myers 44 yd. Field Goal
Houston (11/13)	8	1:25	4	92	Punt	A. Robinson 14 yd. pass from B. Bortles
Detroit (11/20)	4	0:54	1	2	Muffed Punt	J. Myers 27 yd. Field Goal
Detroit (11/20)	7	3:19	2	54	Punt	A. Robinson 3 yd. pass from B. Bortles
Detroit (11/20)	7	4:42	3	41	Kickoff	J. Myers 52 yd. Field Goal
Detroit (11/20)	9	4:56	3	87	Punt	M. Lee 3 yd. pass from B. Bortles
Buffalo (11/27)	11	6:45	1	75	Kickoff	C. Ivory 2 yd. run
Buffalo (11/27)	11	5:21	3	65	Kickoff	M. Lee 20 yd. pass from B. Bortles
Buffalo (11/27)	7	3:08	4	65	Kickoff	A. Hurns 12 yd. pass from B. Bortles
Denver (12/4)	7	3:08	1	30	Punt	J. Myers 47 yd. Field Goal
Denver (12/4)	12	5:45	4	70	Punt	B. Bortles 20 yd. run
Minnesota (12/11)	8	3:00	2	34	Punt	J. Myers 45 yd. Field Goal
Minnesota (12/11)	7	4:31	2	31	Kickoff	J. Myers 55 yd. Field Goal
Minnesota (12/11)	10	1:47	2	92	Downs	J. Myers 24 yd. Field Goal
Minnesota (12/11)	11	4:39	3	90	Kickoff	B. Walters 14 yd. pass from B. Bortles
Houston (12/18)	11	5:36	2	56	Punt	J. Myers 26 yd. Field Goal
Houston (12/18)	4	1:38	2	-7	Interception	J. Myers 50 yd. Field Goal
Houston (12/18)	4	1:30	2	37	Interception	B. Bortles 1 yd. run
Tennessee (12/24)	8	3:57	1	75	Kickoff	M. Lee 21 yd. pass from B. Bortles
Tennessee (12/24)	11	5:30	1	63	Punt	J. Myers 29 yd. Field Goal
Tennessee (12/24)	12	7:02	2	75	Kickoff	C. Ivory 1 yd. run
Tennessee (12/24)	8	0:58	2	48	Punt	J. Myers 48 yd. Field Goal
Tennessee (12/24)	10	4:11	3	37	Kickoff	J. Myers 56 yd. Field Goal
Tennessee (12/24)	7	3:02	3	45	Punt	J. Myers 50 yd. Field Goal
Tennessee (12/24)	6	3:17	4	75	Kickoff	B. Bortles 20 yd. pass from M. Lee
Indianapolis (1/1)	7	3:30	1	57	Punt	J. Myers 47 yd. Field Goal
Indianapolis (1/1)	7	3:09	1	75	Punt	B. Koyack 14 yd. pass from B. Bortles
Indianapolis (1/1)	2	0:48	2	62	Missed Field Goal	C. Grant 57 yd. run
Indianapolis 91/1)	4	0:21	4	7	Blocked Punt	J. Myers 41 yd. Field Goal

LONG PLAYS

RUSHES OF 15+ YARDS (16)

57t Corey Grant at IND (1/1/17)
42 Chris Ivory at KC (11/6/16)
42 Chris Ivory vs. OAK (10/23/16)
27 Blake Bortles at BUF (11/27/16)
26 Blake Bortles at KC (11/6/16)
24 Blake Bortles at SD (9/18/16)
22t Blake Bortles vs. DEN (12/4/16)
17 Blake Bortles vs. OAK (10/23/16)
17 Chris Ivory at HOU (12/18/16)
16 T.J. Yeldon at KC (11/6/16)
16 Blake Bortles at IND (1/1/17)
15 Blake Bortles at BUF (11/27/16)
15 T.J. Yeldon vs. OAK (10/23/16)
15 T.J. Yeldon vs. IND (10/2/16)
15 Blake Bortles at BUF (11/27/16)
15 T.J. Yeldon at SD (9/18/16)

PASSES OF 20+ YARDS (44)

51 Marqise Lee from Blake Bortles at KC (11/6/16)
51t Arrelious Benn from Blake Bortles at CHI (10/16/17)
42t Allen Hurns from Blake Bortles vs. IND (10/2/16)
42 Allen Robinson from Blake Bortles at IND (1/1/17)
39 Marqise Lee from Blake Bortles vs. MIN (12/11/16)
39 Arrelious Benn from Blake Bortles vs. OAK (10/23/16)
38 Allen Hurns from Blake Bortles vs. GB (9/11/16)
38 Marqise Lee from Blake Bortles vs. OAK (10/23/16)
37 Mercedes Lewis from Blake Bortles vs. GN (9/11/16)
37 Chris Ivory from Blake Bortles vs. TEN (12/24/16)
37 Allen Robinson from Blake Bortles vs. TEN (12/24/16)
35 Allen Robinson from Blake Bortles at SD (9/18/16)
34 Marqise Lee from Blake Bortles vs. MIN (12/11/16)
31 Allen Hurns from Blake Bortles at TEN (10/27/16)
30 Allen Hurns from Blake Bortles vs. GB (9/11/16)
29 Marqise Lee from Blake Bortles at DET (11/20/16)
29 Allen Hurns from Blake Bortles at CHI (10/16/16)
28 Allen Robinson from Blake Bortles vs. TEN (12/24/16)
25 Allen Hurns from Blake Bortles at CHI (10/16/16)
24 Julius Thomas from Blake Bortles at SD (9/18/16)
24 Allen Hurns from Blake Bortles at SD (9/18/16)
24 Allen Robinson from Blake Bortles at BUF (11/27/16)
23 Bryan Walters from Blake Bortles at IND (1/1/17)
22 Chris Ivory from Blake Bortles at DET (11/20/16)
22 Marqise Lee from Blake Bortles at SD (9/18/16)
22 Allen Robinson from Blake Bortles vs. GB (9/11/16)
22 Marqise Lee from Blake Bortles vs. MIN (12/11/16)
22 Allen Hurns from Blake Bortles vs. OAK (10/23/16)
22 Allen Robinson from Blake Bortles vs. GB (9/11/16)
22 Allen Hurns from Blake Bortles at TEN (10/27/16)
22 Julius Thomas from Blake Bortles at SD (9/18/16)
22 Marqise Lee from Blake Bortles at IND (1/1/17)
22 Chris Ivory from Blake Bortles at DET (11/20/16)
22t Julius Thomas from Blake Bortles vs. GB (9/11/16)
21 Marqise Lee from Blake Bortles at TEN (10/27/16)
21 Allen Robinson from Blake Bortles at TEN (10/27/16)
21 Marqise Lee from Blake Bortles vs. OAK (10/23/16)
21t Marqise Lee from Blake Bortles vs. TEN (12/24/16)
21 Allen Robinson from Blake Bortles vs. DEN (12/4/16)
21 Allen Robinson from Blake Bortles vs. TEN (12/24/16)
20t Blake Bortles from Marqise Lee vs. TEN (12/24/16)
20t Marqise Lee from Blake Bortles at BUF (11/27/16)
20 Marqise Lee from Blake Bortles vs. BAL (9/25/16)
20 Allen Robinson from Blake Bortles at KC (11/6/16)

INT RETURNS OF 10+ YARDS (3)

35 Jalen Ramsey at HOU (12/18/16)
30t Jalen Ramsey vs. TEN (12/24/16)
30 Tashaun Gipson vs. BAL (9/25/16)

LONG TDs OF 15+ YARDS (10)

100 Marqise Lee Kickoff Retrun at HOU (12/18/16)
57 Corey Grant at IND (1/1/17)
51 Arrelious Benn from Blake Bortles at CHI (10/16/17)
42 Allen Hurns from Blake Bortles vs. IND (10/2/16)
30 Jalen Ramsey Interception Return vs. TEN (12/24/16)
22 Julius Thomas from Blake Bortles vs. GB (9/11/16)
22 Blake Bortles vs. DEN (12/4/16)
21 Marqise Lee from Blake Bortles vs. TEN (12/24/16)
20 Blake Bortles from Marqise Lee vs. TEN (12/24/16)
20 Marqise Lee from Blake Bortles at BUF (11/27/16)

FIELD GOALS OF 40+ YARDS (17)

56 Jason Myers vs. TEN (12/24/16)
55 Jason Myers vs. MIN (12/11/16)
54 Jason Myers vs. HOU (11/13/16)
52 Jason Myers at DET (11/20/16)
50 Jason Myers at HOU (12/18/16)
50 Jason Myers vs. TEN (12/24/16)
50 Jason Myers vs. GB (9/11/16)
49 Jason Myers vs. IND (10/2/16)
49 Jason Myers vs. BAL (9/25/16)
48 Jason Myers vs. TEN (12/24/16)
47 Jason Myers at IND (1/1/17)
47 Jason Myers vs. DEN (12/4/16)
46 Jason Myers vs. IND (10/2/16)
45 Jason Myers vs. MIN (12/11/16)
44 Jason Myers vs. OAK (10/23/16)
44 Jason Myers vs. HOU (11/13/16)
41 Jason Myers at IND (1/1/17)

PUNTS OF 50+ YARDS (25)

78 Brad Nortman vs. IND (10/2/16)
67 Brad Nortman at HOU (12/18/16)
67 Brad Nortman vs. GB (9/11/16)
65 Brad Nortman vs. DEN (12/4/16)
64 Brad Nortman at HOU (12/18/16)
61 Brad Nortman at BUF (11/27/16)
60 Brad Nortman at TEN (10/27/16)
59 Brad Nortman at CHI (10/16/16)
58 Brad Nortman vs. GB (9/11/16)
58 Brad Nortman at CHI (10/16/16)
58 Brad Nortman vs. IND (10/2/16)
56 Brad Nortman at TEN (10/27/16)
56 Brad Nortman vs. OAK (10/23/16)
56 Brad Nortman at SD (9/18/16)
55 Brad Nortman vs. OAK (10/23/16)
55 Brad Nortman at HOU (12/18/16)
54 Brad Nortman vs. MIN (12/4/16)
54 Brad Nortman at DET (11/20/16)
53 Brad Nortman vs. DEN (12/4/16)
53 Brad Nortman at CHI (10/16/16)
52 Brad Nortman at IND (1/1/17)
50 Brad Nortman vs. IND (10/2/17)
50 Brad Nortman vs. DEN (12/4/16)
50 Brad Nortman at IND (1/1/17)
50 Brad Nortman vs. TEN (12/24/16)

PLAYS OF 30+ YARDS

	95	96	97	98	99	00	01	02	03	04	05	06	07	08	09	10	11	12	13	14	15	16	Total	
Jimmy Smith	2	8	9	12	8	9	4	3	6	9	5												75	
Fred Taylor				8	5	4		4	4	6	1	5	5	1									43	
Maurice Jones-Drew												6	4	1	6	3	6	1	3				30	
Keenan McCardell		5	7	3	2	5	4																26	
Allen Robinson																						13	3	16
Marcedes Lewis											1		1	4	1	1		3	2	1	1		15	
Allen Hurns																			5	5	4		14	
Ernest Wilford									3	5	3	2		1									14	
Reggie Williams										2	6	3	2										13	
Cecil Shorts III																	9	1	3				13	
Matt Jones										4	4	2	2										12	
James Stewart	1	1	4	1	3																		10	
Margise Lee																				5		4	9	
Willie Jackson	3	5	1																				9	
Justin Blackmon																	6	2					8	
Kyle Brady					1	3		2			1												7	
Mike Sims-Walker														1	4	2							7	
Pete Mitchell	1	1	1	1				1															5	
Dennis Northcutt													2	3									5	
Mike Thomas																3	2						5	
Denard Robinson																				3	1		4	
Andre Rison		4																					4	
Jason Hill																3	1	0	0				4	
Chris Ivory																						3	3	
Reggie Barlow				1	2																		3	
Damon Jones				1	1		1																3	
Mike Brown																			3				3	
Montell Owens														1				2					3	
Clay Harbor																			1	2			3	
T.J. Yeldon																						3	3	
Jordan Todman																			2	1			3	
Arrelious Benn																							2	
Julius Thomas																					2		2	
Rich Griffith	2																						2	
Curtis Marsh	2																						2	
Mark Brunell		1					1																2	
Tavian Banks				1	1																		2	
Alvis Whitted				1		1																	2	
Anthony Johnson						2																	2	
R. Jay Soward						2																	2	
Patrick Johnson								2															2	
Bobby Shaw								2															2	
David Garrard								1							1								2	
Matthew Hatchette									2														2	
Troy Edwards									1	1													2	
LaBrandon Toefield									1		1												2	
George Wrihster									1					1									2	
John Broussard														2									2	
Jerry Porter															2								2	
Torry Holt																2							2	
Zach Miller															1	1							2	
Ace Sanders																			2				2	
Corey Grant																							1	
Bryan Walters																						1	1	1
Blake Bortles																				1			1	1
Randy Jordan	1																						1	
Natrone Means		1																					1	
Stacey Mack							1																1	
Kevin Lockett								1															1	
Jermaine Lewis									1														1	
Marc Edwards									1														1	
David Allen									1														1	
Todd Yoder										1													1	
Brian Jones											1												1	
Alvin Pearman											1												1	
Greg Estandia														1									1	
Jarett Dillard																					1		1	
Nate Hughes															1								1	
Rashad Jennings																1							1	
Laurent Robinson																					1		1	
Jordan Shipley																					1		1	
Danny Noble																						1	1	
Total	12	26	22	29	23	26	11	16	18	20	21	25	22	14	21	14	10	20	18	26	27	18	426	

PLAYS OF 30+ YARDS

2016

- 1. 37.....Blake Bortles to Marcedes Lewis
- 2. 30.....Blake Bortles to Allen Hurns
- 3. 38.....Blake Bortles to Allen Hurns
- 4. 35.....Blake Bortles to Allen Robinson
- 5. 42t.....Blake Bortles to Allen Hurns
- 6. 51t.....Blake Bortles to Arrelious Benn
- 7. 42.....Chris Ivory (run)
- 8. 39.....Blake Bortles to Arrelious Benn
- 9. 38.....Blake Bortles to Marqise Lee
- 10. 31.....Blake Bortles to Allen Hurns
- 11. 51.....Blake Bortles to Marqise Lee
- 12. 42.....Chris Ivory (run)
- 13. 39.....Blake Bortles to Marqise Lee
- 14. 34.....Blake Bortles to Marqise Lee
- 15. 37.....Blake Bortles to Allen Robinson
- 16. 37.....Blake Bortles to Chris Ivory
- 17. 57.....Corey Grant (run)
- 18. 42.....Blake Bortles to Allen Robinson

2015

- 1. 36.....Blake Bortles to Allen Robinson
- 2. 52t.....Blake Bortles to Allen Robinson
- 3. 46.....Blake Bortles to Allen Robinson
- 4. 37.....Blake Bortles to Allen Robinson
- 5. 59t.....Blake Bortles to Allen Hurns
- 6. 48.....Blake Bortles to Allen Robinson
- 7. 36.....T.J. Yeldon (run)
- 8. 59.....Blake Bortles to Allen Hurns
- 9. 31.....Blake Bortles to Allen Hurns
- 10. 45.....T.J. Yeldon (run)
- 11. 44.....Blake Bortles to Allen Robinson
- 12. 33.....Blake Bortles to Allen Robinson
- 13. 30t.....Blake Bortles to Allen Hurns
- 14. 31.....Blake Bortles to Bryan Walters
- 15. 38.....Blake Bortles to Allen Robinson
- 16. 34.....Blake Bortles to Julius Thomas
- 17. 31.....Blake Bortles to Allen Robinson
- 18. 44.....Blake Bortles to Allen Robinson
- 19. 67.....Blake Bortles to T.J. Yeldon
- 20. 30.....Blake Bortles to Julius Thomas
- 21. 80t.....Blake Bortles to Allen Hurns
- 22. 31.....Denard Robinson (run)
- 23. 30.....Blake Bortles to Marqise Lee
- 24. 37.....Blake Bortles to Allen Robinson
- 25. 90t.....Blake Bortles to Allen Robinson
- 26. 36.....Blake Bortles to Allen Robinson
- 27. 45.....Blake Bortles to Marcedes Lewis

2014

- 1. 34t..... Chad Henne to Allen Hurns
- 2. 46..... Chad Henne to Allen Hurns
- 3. 63t..... Chad Henne to Marcedes Lewis
- 4. 54..... Chad Henne to Allen Robinson
- 5. 63t..... Blake Bortles to Allen Hurns
- 6. 44..... Blake Bortles to Allen Hurns
- 7. 30..... Blake Bortles to Clay Harbor
- 8. 59..... Blake Bortles to Clay Harbor
- 9. 31t..... Blake Bortles to Allen Robinson
- 10. 41..... Denard Robinson (run)
- 11. 32..... Blake Bortles (run)
- 12. 48t..... Blake Bortles to Allen Robinson
- 13. 39..... Denard Robinson (run)
- 14. 40t..... Blake Bortles to Allen Hurns
- 15. 32t..... Denard Robinson (run)
- 16. 53..... Blake Bortles to Cecil Shorts III
- 17. 32..... Blake Bortles to Cecil Shorts III
- 18. 31..... Blake Bortles to Allen Robinson
- 19. 37..... Blake Bortles to Marqise Lee
- 20. 30..... Blake Bortles to Marqise Lee
- 21. 31..... Blake Bortles to Marqise Lee
- 22. 35..... Blake Bortles to Marcedes Lewis
- 23. 30..... Blake Bortles to Cecil Shorts III
- 24. 33..... Blake Bortles to Marqise Lee
- 25. 34..... Blake Bortles to Marqise Lee
- 26. 62t..... Jordan Todman (run)

2013

- 1. 30..... Chad Henne to Ace Sanders
- 2. 59..... Chad Henne to Cecil Shorts III
- 3. 31..... Blaine Gabbert to Clay Harbor
- 4. 67..... Blaine Gabbert to J. Blackmon
- 5. 39..... Chad Henne to J. Blackmon
- 6. 43..... Chad Henne to Mike Brown
- 7. 32..... Chad Henne to Mike Brown
- 8. 31..... Chad Henne to Mike Brown
- 9. 30..... Maurice Jones-Drew (run)
- 10. 62..... Chad Henne to Danny Noble
- 11. 51..... Chad Henne to Ace Sanders
- 12. 44..... Maurice Jones-Drew (run)
- 13. 48..... Maurice Jones-Drew (run)
- 14. 41..... Chad Henne to M. Lewis
- 15. 33..... Jordan Todman (run)
- 16. 30..... Chad Henne to Jordan Todman
- 17. 30..... Chad Henne to M. Lewis
- 18. 36..... Chad Henne to M. Lewis

2012

- 1. 39t..... Blaine Gabbert to Cecil Shorts III
- 2. 32..... Blaine Gabbert to Laurent Robinson
- 3. 59t..... Maurice Jones-Drew run
- 4. 80t..... Blaine Gabbert to Cecil Shorts III
- 5. 34..... Blaine Gabbert to Cecil Shorts III
- 6. 42t..... Blaine Gabbert to Cecil Shorts III
- 7. 36..... Blaine Gabbert to Justin Blackmon
- 8. 35..... Blaine Gabbert to Cecil Shorts III
- 9. 52..... Blaine Gabbert to Cecil Shorts III
- 10. 63..... Chad Henne to Justin Blackmon
- 11. 67t..... Chad Henne to Cecil Shorts III

- 9-11-16 vs. Green Bay
- 9-11-16 vs. Green Bay
- 9-11-16 vs. Green Bay
- 9-18-16 at San Diego
- 10-2-16 vs. Indianapolis
- 10-16-16 at Chicago
- 10-23-16 vs. Oakland
- 10-23-16 vs. Oakland
- 10-23-16 vs. Oakland
- 10-27-16 at Tennessee
- 11-6-16 at Kansas City
- 11-6-16 at Kansas City
- 12-11-16 vs. Minnesota
- 12-11-16 vs. Minnesota
- 12-24-16 vs. Tennessee
- 12-24-16 vs. Tennessee
- 1-1-17 at Indianapolis
- 1-1-17 at Indianapolis

- 9-20-15 vs. Miami
- 9-20-15 vs. Miami
- 9-20-15 vs. Miami
- 9-27-15 at New England
- 9-27-15 at New England
- 10-4-15 at Indianapolis
- 10-4-15 at Indianapolis
- 10-11-15 at Tampa Bay
- 10-25-15 vs. Buffalo
- 11-8-15 at New York Jets
- 11-8-15 at New York Jets
- 11-8-15 at New York Jets
- 11-8-15 at New York Jets
- 11-19-15 vs. Tennessee
- 11-19-15 vs. Tennessee
- 11-29-15 vs. San Diego
- 12-6-15 at Tennessee
- 12-6-15 at Tennessee
- 12-6-15 at Tennessee
- 12-13-15 vs. Indianapolis
- 12-13-15 vs. Indianapolis
- 12-13-15 vs. Indianapolis
- 12-20-15 vs. Atlanta
- 12-27-15 at New Orleans
- 12-27-15 at New Orleans
- 1-3-16 at Houston
- 1-3-16 at Houston

- 9-7-14 at Philadelphia
- 9-7-14 at Philadelphia
- 9-14-14 at Washington
- 9-14-14 at Washington
- 9-21-14 vs. Indianapolis
- 9-28-14 at San Diego
- 9-28-14 at San Diego
- 10-12-14 at Tennessee
- 10-19-14 vs. Cleveland
- 10-26-14 vs. Miami
- 10-26-14 vs. Miami
- 10-26-14 vs. Miami
- 11-2-14 at Cincinnati
- 11-2-14 at Cincinnati
- 11-9-14 vs. Dallas
- 11-9-14 vs. Dallas
- 11-9-14 vs. Dallas
- 11-9-14 vs. Dallas
- 11-23-14 at Indianapolis
- 11-30-14 vs. New York Giants
- 12-7-14 vs. Houston
- 12-7-14 vs. Houston
- 12-14-14 at Baltimore
- 12-18-14 vs. Tennessee
- 12-18-14 vs. Tennessee
- 12-18-14 vs. Tennessee

- 9-15-13 at Oakland
- 9-22-13 at Seattle
- 9-29-13 vs. Indianapolis
- 10-6-13 at St. Louis
- 10-6-13 at St. Louis
- 10-20-13 vs. San Diego
- 10-20-13 vs. San Diego
- 10-20-13 vs. San Diego
- 10-27-13 vs. San Francisco (London)
- 11-17-13 vs. Arizona
- 11-24-13 at Houston
- 11-24-13 at Houston
- 12-5-13 vs. Houston
- 12-5-13 vs. Houston
- 12-15-13 vs. Buffalo
- 12-15-13 vs. Buffalo
- 12-22-13 vs. Tennessee
- 12-29-13 at Indianapolis

- 9-9-12 at Minnesota
- 9-16-12 vs. Houston
- 9-23-12 at Indianapolis
- 9-23-12 at Indianapolis
- 10-7-12 vs. Chicago
- 10-21-12 at Oakland
- 10-28-12 at Green Bay
- 10-28-12 at Green Bay
- 11-8-12 vs. Indianapolis
- 11-18-12 at Houston
- 11-18-12 at Houston

- 12. 39..... Chad Henne to Justin Blackmon
- 13. 81t..... Chad Henne to Justin Blackmon
- 14. 59t..... Chad Henne to Cecil Shorts III
- 15. 32t..... Montell Owens run
- 16. 38..... Chad Henne to Justin Blackmon
- 17. 30..... Chad Henne to Cecil Shorts III
- 18. 36..... Chad Henne to Jordan Shiple
- 19. 53..... Chad Henne to Montell Owens
- 20. 30t..... Chad Henne to Justin Blackmon

2011

- 1. 39..... Maurice Jones-Drew run
- 2. 36t..... Blaine Gabbert to Mike Thomas
- 3. 47..... Blaine Gabbert to Mike Thomas
- 4. 41..... Maurice Jones-Drew run
- 5. 74t..... Blaine Gabbert to Jason Hill
- 6. 31..... Blaine Gabbert to Maurice Jones-Drew
- 7. 48..... Blaine Gabbert to Maurice Jones-Drew
- 8. 62..... Blaine Gabbert to Marcedes Lewis
- 9. 43..... Maurice Jones-Drew run
- 10. 56..... Maurice Jones-Drew run

2010

- 1. 33..... Mike Thomas run
- 2. 42t..... David Garrard to Marcedes Lewis
- 3. 39..... David Garrard to Mike Sims-Walker
- 4. 52t..... David Garrard to Zach Miller
- 5. 50t..... David Garrard to Mike Thomas
- 6. 75..... David Garrard to Maurice-Jones-Drew
- 7. 37..... Maurice Jones-Drew run
- 8. 48t..... David Garrard to Jason Hill
- 9. 74t..... Rashad Jennings run
- 10. 30t..... Maurice Jones-Drew run
- 11. 39..... David Garrard to Mike Thomas
- 12. 31..... David Garrard to Mike Sims-Walker
- 13. 37..... David Garrard to Jason Hill
- 14. 44..... Trent Edwards to Jason Hill

2009

- 1. 36..... Maurice Jones-Drew run
- 2. 34..... David Garrard to Mike Sims-Walker
- 3. 30..... David Garrard run
- 4. 61t..... Maurice Jones-Drew run
- 5. 33t..... David Garrard to Marcedes Lewis
- 6. 41..... David Garrard to Torry Holt
- 7. 35..... David Garrard to Mike Sims-Walker
- 8. 80t..... Maurice Jones-Drew run
- 9. 79t..... Maurice Jones-Drew run
- 10. 33..... David Garrard to Jarett Dillard
- 11. 61t..... David Garrard to Mike Sims-Walker
- 12. 45..... David Garrard to Mike Sims-Walker
- 13. 33t..... Maurice Jones-Drew run
- 14. 33..... David Garrard to Marcedes Lewis
- 15. 35..... David Garrard to Marcedes Lewis
- 16. 30..... David Garrard to Ernest Wilford
- 17. 47..... David Garrard to Marcedes Lewis
- 18. 35t..... David Garrard to Nate Hughes
- 19. 62..... David Garrard to Zach Miller
- 20. 63..... David Garrard to Torry Holt
- 21. 30..... Maurice Jones-Drew run

2008

- 1. 33..... David Garrard to Matt Jones
- 2. 34..... Fred Taylor run
- 3. 41t..... Montell Owens run
- 4. 32..... David Garrard to Mike Walker
- 5. 46t..... Maurice Jones-Drew run
- 6. 30t..... David Garrard to Marcedes Lewis
- 7. 32..... David Garrard to Reggie Williams
- 8. 35..... David Garrard to Matt Jones
- 9. 31..... David Garrard to Jerry Porter
- 10. 30..... David Garrard to Reggie Williams
- 11. 33..... David Garrard to Jerry Porter
- 12. 41..... David Garrard to Dennis Northcutt
- 13. 35..... David Garrard to Dennis Northcutt
- 14. 30t..... David Garrard to Dennis Northcutt

2007

- 1. 47t..... David Garrard to John Broussard
- 2. 33..... David Garrard to Ernest Wilford
- 3. 52t..... Maurice Jones-Drew run
- 4. 40..... David Garrard to Dennis Northcutt
- 5. 76..... Fred Taylor run
- 6. 57t..... Maurice Jones-Drew run
- 7. 30..... Quinn Gray to Greg Estandia
- 8. 80t..... Quinn Gray to Reggie Williams
- 9. 56..... Quinn Gray to John Broussard
- 10. 30..... Maurice Jones-Drew run
- 11. 36t..... David Garrard to Reggie Williams
- 12. 36..... David Garrard to George Wrihster
- 13. 50t..... Fred Taylor run
- 14. 59t..... David Garrard to Reggie Williams
- 15. 35..... David Garrard to Ernest Wilford
- 16. 80t..... Fred Taylor run
- 17. 38..... Fred Taylor run
- 18. 55t..... David Garrard to Dennis Northcutt
- 19. 62t..... Fred Taylor run
- 20. 43..... David Garrard to Maurice Jones-Drew
- 21. 37t..... David Garrard to Matt Jones
- 22. 48..... Quinn Gray to Matt Jones
- 23. 43t..... David Garrard to Maurice Jones-Drew
- 24. 32..... David Garrard run
- 25. 34..... David Garrard to Marcedes Lewis

- 11-18-12 at Houston
- 11-18-12 at Houston
- 11-25-12 vs. Tennessee
- 12-9-12 vs. New York Jets
- 12-16-12 at Miami
- 12-16-12 at Miami
- 12-23-12 vs. New England
- 12-23-12 vs. New England
- 12-30-12 at Tennessee

- 9-25-11 at Carolina
- 9-25-11 at Carolina
- 10-2-11 vs. New Orleans
- 10-2-11 vs. New Orleans
- 10-9-11 vs. Cincinnati
- 11-27-11 vs. Houston
- 12-5-11 vs. San Diego
- 12-11-11 vs. Tampa Bay
- 12-15-11 at Atlanta
- 1-1-12 vs. Indianapolis

- 10-10-10 at Buffalo
- 10-31-10 at Dallas
- 10-31-10 at Dallas
- 11-14-10 vs. Houston
- 11-14-10 vs. Houston
- 11-21-10 vs. Cleveland
- 12-5-10 at Tennessee
- 12-12-10 vs. Oakland
- 12-12-10 vs. Oakland
- 12-12-10 vs. Oakland
- 12-18-10 at Indianapolis
- 12-26-10 vs. Washington
- 12-26-10 vs. Washington
- 1-2-11 at Houston

- 9-20-09 vs. Arizona
- 9-20-09 vs. Arizona
- 9-28-09 at Houston
- 9-28-09 at Houston
- 10-4-09 vs. Tennessee
- 10-18-09 vs. St. Louis
- 10-18-09 vs. St. Louis
- 11-1-09 at Tennessee
- 11-1-09 at Tennessee
- 11-8-09 vs. Kansas City
- 11-8-09 vs. Kansas City
- 11-8-09 vs. Kansas City
- 11-15-09 at New York Jets
- 11-15-09 at New York Jets
- 11-22-09 vs. Buffalo
- 11-29-09 at San Francisco
- 12-6-09 vs. Houston
- 12-6-09 vs. Houston
- 12-6-09 vs. Houston
- 12-13-09 vs. Miami
- 1-3-10 at Cleveland

- 9-7-08 at Tennessee
- 9-21-08 at Indianapolis
- 9-28-08 vs. Houston
- 10-5-08 vs. Pittsburgh
- 10-12-08 at Denver
- 10-12-08 at Denver
- 10-26-08 vs. Cleveland
- 10-26-08 vs. Cleveland
- 11-2-08 at Cincinnati
- 11-23-08 vs. Minnesota
- 12-1-08 at Houston
- 12-14-08 vs. Green Bay
- 12-14-08 vs. Green Bay
- 12-14-08 vs. Green Bay

- 9-9-07 vs. Tennessee
- 9-16-07 vs. Atlanta
- 10-7-07 at Kansas City
- 10-7-07 at Kansas City
- 10-14-07 vs. Houston
- 10-14-07 vs. Houston
- 10-28-07 at Tampa Bay
- 11-4-07 at New Orleans
- 11-4-07 at New Orleans
- 11-11-07 at Tennessee
- 11-18-07 vs. San Diego
- 11-18-07 vs. San Diego
- 11-25-07 vs. Buffalo
- 11-25-07 vs. Buffalo
- 12-2-07 at Indianapolis
- 12-9-07 vs. Carolina
- 12-16-07 at Pittsburgh
- 12-16-07 at Pittsburgh
- 12-23-07 vs. Oakland
- 12-23-07 vs. Oakland
- 12-30-07 at Houston
- 1-5-08 at Pittsburgh
- 1-5-08 at Pittsburgh
- 1-12-08 at New England

Bold indicates Playoffs

RECORD WHEN...

	95	96	97	98	99	00	01	02	03	04	05	06	07	08	09	10	11	12	13	14	15	16	Total	Post		
	W-L	W-L	W-L	W-L	W-L	W-L	W-L	W-L	W-L	W-L	W-L	W-L	W-L	W-L	W-L	W-L	W-L	W-L	W-L	W-L	W-L	W-L	W-L	W-L		
Play at home	2-6	7-1	7-1	7-1	7-1	4-4	3-5	3-5	5-3	4-4	6-2	6-2	6-2	2-6	5-3	5-3	4-4	1-7	1-7	3-5	4-4	2-6	94-82	2-1		
Play on the road	2-6	2-6	4-4	4-4	7-1	3-5	3-5	3-5	0-8	5-3	6-2	2-6	5-3	3-5	2-6	3-5	1-7	1-7	3-5	0-8	1-7	1-7	61-113	3-5		
Play on grass field	3-8	8-3	10-2	9-2	10-2	5-8	5-9	6-8	5-7	7-6	11-2	8-6	11-3	3-10	5-7	6-6	4-8	1-12	4-9	3-10	4-7	3-9	131-144	4-4		
Play on artificial field	1-4	1-4	1-3	2-3	4-0	2-1	1-1	0-2	0-4	2-1	1-2	0-2	0-2	2-1	2-2	2-2	1-3	1-2	0-3	0-3	1-4	0-4	25-53	1-2		
Play in a dome	1-1	1-2		0-1	1-0	0-1	1-0	0-1	0-2	1-1	0-2	0-1	0-2	2-1	1-1	1-1	1-2	0-1	1-2	0-2		0-1	11-25			
Score first	4-1	7-2	8-2	8-2	9-1	5-6	4-2	4-4	3-3	6-0	8-1	5-2	9-1	3-2	5-2	4-0	4-3	1-5	3-4	0-5	3-2	2-5	105-55	2-2		
Opponent scores first	0-11	2-5	3-3	3-3	5-1	2-3	2-8	2-6	2-8	3-7	4-3	3-6	2-4	2-9	2-7	4-8	1-8	1-9	1-8	3-8	2-9	1-8	50-142	3-4		
Score on first poss.	4-3	6-1	6-2	3-2	5-0	3-1	2-2	3-0	0-2	3-0	6-0	5-1	6-2	3-2	7-2	5-1	1-1	1-3	3-0	0-3	2-1	1-2	75-32	3-2		
Score 20+ points	3-4	8-3	10-3	11-1	11-0	5-3	3-4	6-3	4-2	5-1	11-1	6-4	9-3	5-2	6-1	7-3	1-1	2-4	3-2	3-1	4-5	2-6	125-57	5-2		
Score less than 20 pts.	1-8	1-4	1-2	0-4	3-2	2-6	3-6	0-7	1-9	4-6	1-3	2-4	2-2	0-9	1-8	1-5	4-10	0-10	1-10	0-11	1-5	1-6	30-137	0-4		
Allow 20+ points	1-9	3-4	5-5	5-3	4-2	1-7	0-8	2-9	2-9	2-5	4-3	0-7	2-4	2-10	4-7	5-8	0-8	0-13	3-11	1-11	2-9	1-10	49-162	3-6		
Allow less than 20 pts.	3-3	6-3	6-0	6-2	10-0	6-2	6-2	4-1	3-2	7-2	8-1	8-1	9-1	3-1	3-2	3-0	5-3	2-1	1-1	2-2	1-1	2-2	104-33	2-0		
Game decided by <7 pts.	3-5	7-5	4-4	5-2	4-1	2-5	3-6	3-8	4-6	8-3	8-2	2-7	4-2	4-6	5-3	2-2	3-5	2-3	2-1	1-2	4-5	1-5	82-87	3-0		
Game decided by <3 pts.	2-2	4-2	2-0	1-2	3-1	1-3	0-3	2-5	1-2	5-2	3-1	0-3	1-2	2-1	1-1		1-1		1-0	1-1	1-0	1-2	33-34	3-0		
Lead after 1st quarter	4-2	6-0	7-2	8-2	6-1	4-2	4-1	4-3	2-0	4-0	8-0	4-2	8-2	2-3	3-1	3-1	4-0	1-3	3-4	0-6	2-1	2-4	90-40	2-0		
Trail after 1st quarter	0-8	3-3	2-2	2-3	3-1	2-5	0-6	2-6	1-9	2-6	3-2	3-3	1-2	3-3	4-5	2-7	1-8	1-6	0-7	2-5	2-9	0-7	40-119	3-4		
Lead at halftime	4-1	4-0	10-1	7-1	9-1	6-3	4-2	6-2	3-2	5-0	6-0	6-2	10-1	2-2	5-0	4-1	4-1	1-3	4-1	1-3	2-1	2-4	106-32	4-1		
Trail at halftime	0-9	4-6	0-4	3-3	3-1	0-5	1-6	0-6	1-8	4-6	6-3	0-5	1-4	2-9	2-9	1-7	0-7	1-7	0-10	2-10	2-10	1-7	34-144	0-4		
Tied at halftime	0-2	1-1	1-0	1-1	2-0	1-1	1-2	0-2	1-1	0-1	0-1	2-1		1-0		3-0	1-3	0-3	0-1		1-0	0-1	16-21	1-1		
Lead after 3rd quarter	2-1	6-1	10-1	9-1	11-1	7-3	5-3	6-1	3-2	7-1	9-2	7-0	9-0	3-2	4-1	6-1	5-1	1-1	3-1	2-2	2-2	2-2	119-31	4-0		
Trail after 3rd quarter	2-11	3-5	1-4	2-3	2-1	0-5	1-6	0-7	1-7	2-6	2-2	0-8	2-5	1-9	2-8	1-6	0-8	1-11	1-11	1-11	2-8	1-9	26-150	0-6		
Goes into overtime		1-1	0-1			1-0				1-0	2-0	0-1		1-0	1-0	0-1		0-3			0-1		7-8			
Have + turnover ratio	3-3	5-1	7-2	7-2	9-0	6-2	3-3	5-3	2-2	7-0	8-2	6-1	9-1	4-2	5-2	6-0	4-3	2-3	4-2	1-4	2-2	1-2	105-43	4-0		
Have - turnover ratio	0-7	0-5	1-3	1-3	2-2	1-7	2-5	0-3	1-6	0-2	1-2	1-5	1-3	0-6	2-4	2-8	0-5	0-6	0-8	0-8	1-9	1-8	17-116	0-5		
Turnover ratio is even	1-2	4-1	3-0	3-0	3-0		1-2	1-4	2-3	2-5	3-0	1-2	2-1	1-3	0-2		1-3	0-5	0-2	2-1	2-0	1-3	34-39	1-1		
Have 30:00+ T.O.P	2-5	6-5	8-1	4-1	11-1	6-5	4-1	4-3	5-5	5-5	9-2	8-3	8-2	4-6	7-1	5-6	5-4	0-6	2-2	1-4	2-2	1-5	108-75	4-1		
Have < 30:00 T.O.P	2-7	3-2	3-4	7-4	3-1	1-4	2-9	2-7	0-6	3-2	3-2	0-5	3-3	1-5	0-8	3-2	0-7	2-8	2-10	2-9	3-9	2-8	48-124	1-5		
Have 30:00 T.O.P										1-0													1-0			
Have 100-yard rusher		1-1	1-0	7-1	5-0	5-4	2-1	2-3	2-1	3-2	5-1	3-3	6-1	2-0	2-2	6-2	3-3	1-0	1-1	1-1	1-1	0-2	59-30	4-1		
Have 300 net passing yds.		2-2	4-0	1-0	3-0	0-2		1-0	1-0	0-2		0-1	0-1	0-1	2-0	1-0		0-2	0-1		1-5	1-3	17-20			
Have a 100-yd. receiver	0-2	4-3	6-2	2-1	4-2	5-5	3-3	0-2	2-1	2-2	3-3	1-1	0-2	1-5	2-1	2-1	0-1	1-5	0-2	0-4	3-7	1-3	42-58	1-1		
Have two 100-yd. receivers		1-1	0-1	1-1	3-0	0-1	0-1								1-0						0-2		6-7			
In August		1-0																					1-0			
In September	0-4	2-3	2-1	4-0	2-1	2-2	2-1	2-1	0-4	3-0	2-1	2-1	2-1	2-2	1-2	1-2	1-2	1-3	0-4	0-4	1-2	0-3	33-44			
In October	3-2	1-3	2-2	1-2	4-0	1-4	0-3	1-3	1-2	2-3	2-2	2-2	3-1	1-2	2-1	3-2	1-4	0-3	0-4	1-3	1-3	2-2	34-53			
In November	0-3	2-1	4-1	4-1	4-0	2-1	1-3	2-2	2-3	1-2	4-0	2-2	3-1	1-3	3-2	2-1	1-2	1-3	3-1	1-3	2-2	0-4	45-41			
In December	1-3	4-0	2-1	2-2	3-1	2-2	3-2	1-4	2-2	2-2	3-1	2-3	3-2	1-4	1-3	2-2	1-3	0-5	1-3	1-3	1-3	1-3	39-54	1-1		
In January					1-0		0-1			1-0						0-1	0-1	1-0			0-1	0-1	4-5	4-5		
	95	96	97	98	99	00	01	02	03	04	05	06	07	08	09	10	11	12	13	14	15	16	Total	Post		
	W-L	W-L	W-L	W-L	W-L	W-L	W-L	W-L	W-L	W-L	W-L	W-L	W-L	W-L	W-L	W-L	W-L	W-L	W-L	W-L	W-L	W-L	W-L	W-L		
On Saturday				0-1	0-1					1-0						0-1					1-3		3-2			
On Sunday night	0-1	1-0	0-1	1-0	1-1		0-1	1-0	0-1	1-0			0-1								5-6		1-3			
On Monday night			1-0	2-0	2-0	0-2	0-1				2-0	0-1	0-1		0-1	1-1							8-7			
On Thursday night					1-0		0-1							0-1	0-1		0-1	0-1	1-0	1-0	1-0	0-1	4-6			
Kickoff is 9:30 a.m.																			0-1	0-1	1-0	1-0	2-2			
Kickoff is 1:00/12:30	3-8	7-3	6-3	7-3	8-1	3-5	6-4	4-6	3-11	7-5	9-4	3-7	9-4	3-5	7-5	7-4	4-9	2-10	3-10	2-12	2-10	2-11	106-139	3-2		
Kickoff is 4:00/:05/:15/:25	1-3	1-4	4-2	2-1	2-1	3-1	0-4	2-3	1-0	2-1	2-0	3-1	2-0	2-3	0-3	1-3		0-3	0-2	0-1	1-1	0-1	29-38	1-2		
Kickoff is 8:00/:20/:25/:35	0-1	1-0		2-1	2-0	1-1	0-1	0-1	1-0	0-1	1-0	2-0	0-1	0-3	0-1	0-1	1-2	0-1	1-0	1-0	1-0	0-1	14-16	1-2		
Kickoff is 9:00			1-0		2-0	0-2	0-1																3-3			
<i>*All Times Eastern</i>																										
	02	03	04	05	06	07	08	09	10	11	12	13	14	15	16	Total										
	W-L	W-L	W-L	W-L	W-L	W-L	W-L	W-L	W-L	W-L	W-L	W-L	W-L	W-L	W-L	W-L										
vs. AFC South Teams	1-5	2-4	2-4	4-2	2-4	2-4	2-4	3-3	3-3	3-3	2-4	3-3	1-5	2-4	2-4	34-56										
vs. AFC North Teams	1-3	0-1	0-1	4-0	1-0	1-0	0-4	0-1	1-0	1-3	0-1	1-0	1-3	1-0	0-1	12-18										
vs. AFC East Teams	1-0	0-4	1-0	1-0	2-2	1-0	0-1	2-2	1-0	0-1	0-4	0-1	0-1	2-2	0-1	11-19										
vs. AFC West Teams	1-0	1-0	3-1	0-1	0-1	4-0	1-0	1-0	2-2	0-1	0-1	0-4	0-1	0-1	0-4	13-17										
vs. NFC South Teams			2-2				3-1				1-3				0-4	6-10										
vs. NFC North Teams				3-1				2-2						0-4		6-10										
vs. NFC East Teams	2-2				3-1				1-3				1-3			7-9										
vs. NFC West Teams					3-1				1-3				0-4			4-8										



GAME SUMMARIES
2016 SEASON IN REVIEW

GAME SUMMARIES

WEEK 1 vs. GREEN BAY

Sept. 11, 2016 at EverBank Field

	1	2	3	4	OT	Final
GREEN BAY PACKERS (1-0)	7	14	3	3	-	27
JACKSONVILLE JAGUARS (0-1)	7	10	3	3	-	23

The Jaguars were stopped on 4th-and-1 at the Green Bay 14 with 14 seconds remaining to cap a 27-23 opening day loss in a close game that saw four lead changes. Following a stirring pregame commemoration of 9/11, the Jaguars had the first possession, but Green Bay scored first when the Packers' **Joe Thomas** intercepted **Blake Bortles** on the fifth play to set up the Green Bay offense at the Jacksonville 29-yard line. After a 4th down conversion at the 20, **Aaron Rodgers** scored the first touchdown on a six-yard run. The Jaguars got their first touchdown on their second drive with a five-yard **T.J. Yeldon** scoring run which was set up by a 37-yard **Mercedes Lewis** reception. The Jaguars claimed their first lead after the Packers' third straight 3-and-out, marching 45 yards in 12 plays to set up **Jason Myers**' 26-yard field goal in a second quarter that saw both teams combine for 24 points. Green Bay answered with a Rodgers-to-**Jordy Nelson** scoring pass to reclaim the lead at 14-10 before the Jaguars answered with a 75-yard drive resulting in a 22-yard Bortles-to-**Julius Thomas** touchdown pass for a 17-14 lead. Green Bay's second consecutive 75-yard touchdown drive made it 21-17 Packers with 13 second left in the first half when Rodgers, despite a heavy rush, threw 29 yards to **Davante Adams** at the goal line. Both teams managed only two field goals in the second half, including a 50-yarder by Myers. The Jaguars began their final drive at their own 37 with 3:17 remaining and no times out left before a fourth-down swing pass from Bortles to **Allen Hurns** came up short at the Green Bay 14. Bortles threw for 320 yards while Rodgers was held to 199, but the Jacksonville offense averaged just 1.8 yards on 26 runs. Hurns had receptions of 30 and 38 yards on two Jacksonville scoring drives, while **Allen Robinson** led the team with six receptions for 72 yards.

Team	Q	Time Scoring Play	Drive
G.B.	1	A. Rodgers 6 yd run (M. Crosby kick)	6-29 (5:47)
Jax.	1	T. Yeldon 5 yd. run (J. Myers kick)	3-48 (1:24)
Jax.	2	J. Myers 26 yd. Field Goal	12-45(5:52)
G.B.	2	J. Nelson 6 yd. pass from A. Rodgers (M. Crosby kick)	9-75 (4:43)
Jax.	2	J. Thomas 22 yd. pass from B. Bortles (J. Myers kick)	7-75 (1:56)
G.B.	2	D. Adams 29 yd. pass from A. Rodgers (M. Crosby kick)	5-75 (0:56)
G.B.	3	M. Crosby Field Goal	13-68 (4:48)
Jax.	3	J. Myers 39 yd. Field Goal	10-54 (3:57)
G.B.	4	M. Crosby 20 yd. Field Goal	16-73 (9:14)
Jax.	4	J. Myers 50 yd. Field Goal	14-37 (6:49)

Team Statistics

	Packers	Jaguars
First Downs (Run-Pass-Pen)	18 (6-10-2)	20 (4-14-2)
Total Yards-Plays-Avg.	294-60-4.9	348-68-5.1
Rushing Yards-Attempts-Avg.	95-25-3.8	48-26-1.8
Net Yards Passing (Sacked-Yds)	199 (1-0)	300 (3-20)
Att-Comp-Int	34-20-0	39-24-1
Third Down Conversions (%)	7-14 (50%)	4-15 (27%)
Fourth Down Conversions (%)	1-1 (100%)	3-4 (75%)
Punts-Avg.	4-46.0	2-62.5
Fumbles-Lost	1-0	1-0
Penalties-Yards	5-24	9-79
Time of Possession	28:37	31:23

Individual Statistics

Packers Rushing: E. Lacy 14-61, A. Rodgers 4-16, R. Cobb 3-11, J. Starks 4-7
Jaguars Rushing: T. Yeldon 21-39, D. Robinson 3-7, B. Bortles 2-2

Packers Passing: A. Rodgers 20-34-199 (2 TDs)
Jaguars Passing: B. Bortles 24-39-320 (TD, INT)

Packers Receiving: R. Cobb 6-57, J. Nelson 6-32, D. Adams 3-50, R. Rodgers 1-22, E. Lacy 1-17, J. Abbrederis 1-8, J. Cook 1-7, J. Starks 1-6
Jaguars Receiving: A. Robinson 6-72, J. Thomas 5-64, A. Hurns 4-75, T. Yeldon 4-30, M. Lewis 2-48, M. Lee 2-22, R. Greene 1-9

Sacks: Packers 3.0 (M. Burnnett 1.0, N. Perry 1.0, C. Matthews 1.0)
Sacks: Jaguars 1.0 (J. Odrick 1.0)

Interceptions: Packers 1 (J. Thomas)
Interceptions: Jaguars None

Paid Attendance: 63,179 **Time:** 3:10 **Temperature:** 90 degrees

WEEK 2 AT SAN DIEGO

Sept. 18, 2016 at Qualcomm Stadium

	1	2	3	4	OT	Final
JACKSONVILLE JAGUARS (0-2)	0	0	0	14	-	14
SAN DIEGO CHARGERS (1-1)	7	14	14	3	-	38

The Chargers bolted to an early and commanding lead and never looked back in posting a lopsided 38-14 win in their home opener. Scoring touchdowns on three of their first four possessions, the Chargers led 21-0 midway through the second quarter on a **Melvin Gordon** 3-yard run and Philip Rivers touchdown passes of six and two yards to **Travis Benjamin** and **Antonio Gates**. **Tyrell Williams'** 44-yard touchdown catch-and run and a Benjamin 45-yard catch made it 35-0 at the end of the third quarter, by which time the Jaguars had four punts, three turnovers and a missed 54-yard field goal try. In the fourth quarter the Jaguars put together two scoring drives, marching 75 yards in 12 plays with **Mercedes Lewis** catching a four-yard touchdown pass from **Blake Bortles**, and Bortles throwing 15 yards to Corey Grant on the team's final possession. On the day San Diego had five red zone and goal-to-go situations and came away with three touchdowns, a field goal and a lost fumble. Bortles tied his career high with 50 pass attempts, completing 31 for 329 yards with two touchdowns and two interceptions, and was the Jaguars' leading rusher with 34 yards on the ground, while Rivers threw for four touchdowns. **Dante Fowler Jr.** turned in the first two sacks of his career while rookie **Yannick Ngakoue** also got his first, but the Jaguars could not overcome 13 penalties and three turnovers.

Team	Q	Time Scoring Play	Drive
S.D.	1	M. Gordon 3 yd. run (J. Lambo kick)	8-75 (4:46)
S.D.	2	T. Benjamin 6 yd. pass from P. Rivers (J. Lambo kick)	7-34 (3:34)
S.D.	2	A. Gates 2 yd. pass from P. Rivers (J. Lambo kick)	5-56 (2:11)
S.D.	3	Ty. Williams 44 yd. pass from P. Rivers (J. Lambo kick)	7-93 (4:18)
S.D.	3	T. Benjamin 45 yd. pass from P. Rivers (J. Lambo kick)	7-93 (4:18)
JAX	4	M. Lewis 4 yd. pass from B. Bortles (J. Myers kick)	12-75 (4:54)
S.D.	4	J. Lambo 25 yd. field goal	11-36 (5:54)
JAX	4	C. Grant 15 yd. pass from B. Bortles (J. Myers kick)	9-60 (2:30)

Team Statistics

	Jaguars	Chargers
First Downs (Run-Pass-Pen)	20 (6-13-1)	25 (10-10-5)
Total Yards-Plays-Avg.	388-63-6.2	357-63-5.7
Rushing Yards-Attempts-Avg.	69-11-6.3	150-35-4.3
Net Yards Passing (Sacked-Yds)	329 (2-10)	220 (3-13)
Att-Comp-Int	50-31-2	25-17-0
Third Down Conversions (%)	2-11 (18%)	7-13 (54%)
Fourth Down Conversions (%)	1-2 (50%)	0-0 (0%)
Punts-Avg.	4-44.8	4-43.3
Fumbles-Lost	1-1	1-1
Penalties-Yards	14-93	3-23
Time of Possession	25:08	34:52

Individual Statistics

Chargers Rushing: M. Gordon 24-102, D. Woodhead 3-27, K. Farrow 4-13, P. Rivers 1-10, K. Clemens 2--1, T. Benjamin 1--1
Jaguars Rushing: B. Bortles 3-34, T. Yeldon 7-28

Chargers Passing: P. Rivers 17-24-220 (4 TDs), K. Clemens 0-1-0
Jaguars Passing: B. Bortles 31-50-329 (2 TDs, 2 INTs)

Chargers Receiving: T. Benjamin 6-115, Ty. Williams 3-61, M. Gordon 3-18, A. Gates 3-15, D. Inman 1-7, D. Woodhead 1-4
Jaguars Receiving: T. Yeldon 8-10, M. Lee 5-75, A. Hurns 5-64, J. Thomas 4-71, A. Robinson 3-54, M. Lewis 2-17, C. Grant 1-15, A. Benn 1-9, R. Greene 1-7, D. Robinson 1-7

Sacks: Chargers 2.0 (M. Ingram 2.0)
Sacks: Jaguars 3.0 (D. Fowler 2.0), (Ngakoue 1.0)

Interceptions: Chargers 2 (C. Hayward 2)
Interceptions: Jaguars None

Paid Attendance: 52,165 **Time:** 3:14 **Temperature:** 82 degrees

GAME SUMMARIES

WEEK 3 vs. BALTIMORE

Sept. 25, 2016 at EverBank Field

	1	2	3	4	OT	Final
BALTIMORE RAVENS (3-0)	7	6	3	3	-	19
JACKSONVILLE JAGUARS (0-3)	0	7	7	3	-	17

The Jaguars took a 17-16 lead, their first of the day, with 7:27 left in the fourth quarter but a game-winning 53-yard field goal by **Justin Tucker** with 1:02 remaining gave Baltimore a 19-17 victory. Tucker converted all four of his field goal tries—from 43, 42, 37 and 53 yards—and **Joe Flacco** scored the Ravens' only touchdown on a 7-yard run to open the scoring. **Blake Bortles** threw two touchdown passes to **Allen Robinson**, the first a three-yarder with 1:55 left in the second quarter to narrow the Baltimore lead to 10-7. The Ravens closed out the first half with Tucker's 42-yard field goal on an untimed down after his miss from 57 yards was nullified by a 15-yard defensive penalty, an ironic twist from the bizarre ending of the teams' meeting the previous year. The third quarter began with Tucker's 37-yarder to make it 16-7 but the Jaguars battled back, marching 78 yards in 11 plays to set up the second Bortles-to-Robinson touchdown, an 11-yard pass that was initially ruled incomplete before being reversed by instant replay. In the final quarter the Jaguars had three takeaways but were 0-for-6 on third down and gave up four sacks. The game twisted and turned, beginning with a **Devon Hester** muffed punt return which was recovered by **Denard Robinson** to set up **Jason Myers**' 49-yard field goal, giving the Jaguars a 17-16 lead with 7:27 left. On the next series Flacco was intercepted by **Tashaun Gipson**, then three plays later Bortles was picked off by **Tavon Young**, followed two plays later by another Flacco interception by **Paul Posluszny**. After blocking Myers' 52-yard field goal attempt with 2:59 remaining, the Ravens converted a 4th-and-2 to set up Tucker's game-winner. The Jaguars' final possession ended with Bortles' third interception of the day.

Team	Q	Scoring Play	Drive / Time
BAL	1	J. Flacco 7 yd. run (J. Tucker kick)	8-75, 4:03
BAL	2	J. Tucker 43 yd. Field Goal	10-46, 5:47
JAX	2	A. Robinson 3 yd. pass from B. Bortles (J. Myers kick)	8-37, 3:50
BAL	2	J. Tucker 37 yd. Field Goal	9-56, 4:39
JAX	3	A. Robinson 11 yd. pass from B. Bortles (J. Myers kick)	11-78, 5:22
JAX	4	J. Myers 49 yd. Field Goal	4-8, 1:34
BAL	4	J. Tucker 53 yd. Field Goal	8-22, 1:57

Team Statistics

	Ravens	Jaguars
First Downs (Run-Pass-Pen)	18 (3-11-4)	14 (1-12-1)
Total Yards-Plays-Avg.	283-64-4.4	216-63-3.4
Rushing Yards-Attempts-Avg.	84-22-3.8	48-21-2.3
Net Yards Passing (Sacked-Yds)	199 (2-15)	168 (4-26)
Att-Comp-Int	40-29-2	38-24-3
Third Down Conversions (%)	3-13 (23%)	6-16 (38%)
Fourth Down Conversions (%)	1-1 (100%)	0-0 (0%)
Punts-Avg.	5-48.6	6-41.5
Fumbles-Lost	2-1	0-0
Penalties-Yards	8-58	7-75
Time of Possession	31:06	28:54

Individual Statistics

Ravens Rushing: T. West 10-45, J. Forsett 7-20, J. Flacco 3-12
Jaguars Rushing: T. Yeldon 6-17, B. Bortles 3-17, C. Ivory 12-14

Ravens Passing: J. Flacco 29-40-214 (2 INTs)
Jaguars Passing: B. Bortles 24-38-194 (2 TDs, 3 INTs)

Ravens Receiving: S. Smith 8-87, D. Pitta 6-42, J. Forsett 6-12, M. Wallace 3-34, B. Periman 2-22
Jaguars Receiving: A. Robinson 7-57, M. Lee 5-44, A. Hurns 4-40, M. Lewis 3-20, J. Thomas 2-123, T. Yeldon 2-11

Sacks: Ravens 4.0 (T. Suggs 2.0, L. Guy 1.0, T. Jernigan 1.0)
Sacks: Jaguars 2.0 (M. Jackson 1.0, Y. Ngakoue 1.0)

Interceptions: Ravens 3 (Z. Orr, T. Young, C. Mosley)
Interceptions: Jaguars 2 (T. Gipson, P. Posluszny)

Paid Attendance: 60,127 **Time:** 3:07 **Temperature:** 88 degrees

WEEK 4 vs. INDIANAPOLIS

Oct. 2, 2016 at Wembley Stadium

	1	2	3	4	OT	Final
INDIANAPOLIS COLTS (1-3)	3	3	0	21	-	27
JACKSONVILLE JAGUARS (1-3)	7	10	6	7	-	30

Playing in London's Wembley Stadium for the fourth time, the Jaguars built an early lead which they extended to 17 points before holding off a late Colts rally to win, 30-27. Both teams opened with a three-and-out before rookie **Yannick Ngakoue** intercepted an **Andrew Luck** pass at the Colts 33. The Jaguars capitalized on the game's only turnover, marching 24 yards in five plays to a three-yard touchdown pass from **Blake Bortles** to **Allen Robinson**. Indianapolis responded with field goals on its next two drives with **Adam Vinatieri** good from 53 and 49 yards to make it 7-6 early in the second quarter. The Jaguars' ensuing possession covered 75 yards in 10 plays with Bortles running in from one yard out to extend the lead to 14-6, and on their next series **Jason Myers** kicked a 22-yard field goal on the final play of the quarter for a 17-6 halftime lead. The second half was a continuation of the first as Jacksonville scored on its next two possessions as well, with Myers' 46 and 49-yarders giving the Jaguars a 17-point lead at 23-6 at the end of the third quarter. Indianapolis would not go away, however, scoring touchdowns on three consecutive fourth-quarter possessions. **Frank Gore** scored on a 1-yard run and Luck threw a two-yard touchdown pass to **T.Y. Hilton** to make it a three-point game at 23-20 with 7:06 remaining. Bortles then hit **Allen Hurns** with a short pass that Hurns turned into a 42-yard touchdown to make it 30-20, but the Colts responded with their own long touchdown as Luck hit **Phillip Dorsett** in stride on a 64-yard bomb to close within three at 30-27 with 3:03 left. After the Colts forced a punt the Jaguars defense stood up and stopped Indianapolis on 4th-and-1 at the 49-yard line. The Jaguars had to punt one more time, giving the ball back to the Colts at their own 18-yard line with 26 seconds remaining in the game. On 4th-and-11 Luck completed a short pass and the Colts desperately tried to advance the ball with laterals before being forced backwards to end the game. The Jaguars defense pressured Luck throughout, finishing with six sacks including 1.5 by **Paul Posluszny** and one each by Ngakoue, **Tyson Alualu**, **Sen'Derrick Marks** and **Chris Smith**.

Team	Q	Scoring Play	Drive / Time
JAX	1	A. Robinson 3 yd. pass from B. Bortles (J. Myers kick)	5-24, 2:10
IND	1	A. Vinatieri 53 yd. Field Goal	12-29, 6:33
IND	2	A. Vinatieri 49 yd. Field Goal	11-44, 6:10
JAX	2	B. Bortles 1 yd. run (J. Myers kick)	10-75, 4:44
JAX	2	J. Myers 22 yd. Field Goal	8-75, 1:06
JAX	3	J. Myers 46 yd. Field Goal	9-43, 3:10
JAX	3	J. Myers 49 yd. Field Goal	14-58, 6:48
IND	4	F. Gore 1 yd. run (A. Vinatieri kick)	9-75, 3:03
IND	4	T. Hilton 2 yd. pass from A. Luck (A. Vinatieri kick)	12-78, 5:31
JAX	4	A. Hurns 42 yd. pass from B. Bortles (J. Myers kick)	4-75, 2:03
IND	4	P. Dorsett 64 yd. pass from A. Luck (A. Vinatieri kick)	6-75, 2:00

Team Statistics

	Colts	Jaguars
First Downs (Run-Pass-Pen)	23 (7-11-5)	23 (7-11-5)
Total Yards-Plays-Avg.	284-73-3.9	331-65-5.1
Rushing Yards-Attempts-Avg.	94-25-3.8	136-29-4.7
Net Yards Passing (Sacked-Yds)	190 (6-44)	195 (3-12)
Att-Comp-Int	42-27-1	33-19-0
Third Down Conversions (%)	9-17 (53%)	3-11 (27%)
Fourth Down Conversions (%)	0-2 (0%)	1-1 (100%)
Punts-Avg.	3-49.7	5-53.8
Fumbles-Lost	1-0	1-0
Penalties-Yards	7-78	11-145
Time of Possession	32:39	27:21

Individual Statistics

Colts Rushing: F. Gore 16-68, A. Luck 4-23, P. Dorsett 1-3, R. Turbin 1-2
Jaguars Rushing: T. Yeldon 14-71, B. Bortles 7-36, C. Ivory 8-29

Colts Passing: A. Luck 27-42-234 (2 TDs, 1 INTs)
Jaguars Passing: B. Bortles 19-33-207 (2 TDs)

Colts Receiving: T. Hilton 7-42, J. Ferguson 7-33, F. Gore 5-27, C. Rogers 2-39, D. Allen 2-20, R. Turbin 2-3, P. Dorsett 1-64, J. Doyle 1-6
Jaguars Receiving: A. Robinson 5-55, T. Yeldon 4-46, M. Lee 4-28, A. Hurns 2-47, M. Lewis 1-21, N. Sterling 1-10, R. Greene 1-8, A. Been 1-1

Sacks: Chargers 3.0 (E. Walden 1.0, A. Ayers 1.0, H. Ridgeway 0.5, Z. Kerr 0.5)
Sacks: Jaguars 6.0 (Posluszny 1.5, Ngakoue 1.0, Marks 1.0, C. Smith 1.0, Alualu 1.0, Johnson 0.5)

Interceptions: Chargers None
Interceptions: Jaguars 1 (Y. Ngakoue)

Paid Attendance: 83,764 **Time:** 3:15 **Temperature:** 59 degrees

GAME SUMMARIES

WEEK 6 AT CHICAGO

Oct. 16, 2016 at Soldier Field

	1	2	3	4	OT	Final
JACKSONVILLE JAGUARS (2-3)	0	0	0	17	-	17
CHICAGO BEARS (1-5)	0	10	3	3	-	16

Trailing 13-0 after three quarters, the Jaguars scored 17 fourth-quarter points to post the team's largest come-from-behind win in two years, tying its sixth-best comeback in history, with a 17-16 victory in Chicago. Jacksonville appeared ready to strike first on its initial possession, marching 89 yards in 11 plays to the Chicago one-yard line before **Blake Bortles'** third-down pass to **Allen Robinson** was intercepted in the end zone by **Tracy Porter** and returned to the 24. As it turned out, **Connor Barth's** 36- and 24-yard field goals and a 16-yard touchdown pass from **Brian Hoyer** to **Cameron Meredith** were the only points scored, all by Chicago, in the first three quarters. After being forced to punt five times, Jacksonville began its comeback on the second play of the fourth quarter with a **Chris Ivory** 1-yard plunge. The next possession ended after two plays when **Blake Bortles** fumbled, setting up the Bears at the Jacksonville 28-yard line. The defense held Chicago to a 32-yard field goal and the Jaguars offense responded on its ensuing possession with a **Jason Myers** 30-yard field goal capping an 11-play, 63-yard drive to cut the Chicago lead to 16-10 with 4:59 remaining. After forcing another Bears punt, the Jaguars got their game-winning drive. On the first two plays Bortles completed passes of 13 yards to **Julius Thomas** and 14 yards to **Marqise Lee** to get to the 49-yard line. Following an incompleting, Bortles then hit **Arrelious Benn** with a short pass, and Benn's sliding catch-and-run covered the final 51 yards. Myers' PAT gave the Jaguars their first lead of the day, 17-16, with 2:49 left in the game. On its final possession, Chicago was stopped on downs at midfield before the Jaguars ran out the final 57 seconds to seal their second consecutive win. The Jaguars had the game's only two turnovers, but in each case the defense limited Chicago to a field goal. Chicago also had four red zone possessions but managed to score just one touchdown and three field goals.

Team	Q	Scoring Play	Drive / Time
CHI	2	C. Barth 36 yd. Field Goal	11-58, 5:30
CHI	2	J. Howard 1 yd. run (C. Barth kick)	16-86, 7:31
CHI	3	C. Barth 23 yd. Field Goal	11-74, 5:43
JAX	4	C. Ivory 1 yd. run (J. Myers kick)	5-75, 2:03
CHI	4	C. Barth 32 yd. Field Goal	6-14, 3:06
JAX	4	J. Myers 30 yd. Field Goal	11-63, 3:29
JAX	4	A. Benn 51 yd. pass from B. Bortles (J. Myers kick)	4-78, 0:29

Team Statistics

	Jaguars	Bears
First Downs (Run-Pass-Pen)	30 (3-12-5)	22 (5-16-1)
Total Yards-Plays-Avg.	317-55-5.4	389-77-5.1
Rushing Yards-Attempts-Avg.	54-20-2.7	92-27-3.4
Net Yards Passing (Sacked-Yds)	263 (2-8)	297 (1-5)
Att-Comp-Int	40-29-2	38-24-3
Third Down Conversions (%)	2-10 (20%)	7-17 (41%)
Fourth Down Conversions (%)	0-0 (0%)	0-1 (0%)
Punts-Avg.	5-55.0	6-43.5
Fumbles-Lost	2-1	1-0
Penalties-Yards	5-50	10-87
Time of Possession	24:13	35:47

Individual Statistics

Bears Rushing: K. Carey 9-50, J. Howard 15-34, J. Bellamy 1-7, P. Lasike 1-1
Jaguars Rushing: C. Ivory 11-32, T. Yeldon 6-21, B. Bortles 3-1

Bears Passing: B. Hoyer 30-49-302
Jaguars Passing: B. Bortles 20-33-271 (1 TD, 1 INT)

Bears Receiving: C. Meredith 11-113, A. Jeffrey 7-93, Z. Miller 6-36, E. Royal 4-54, J. Howard 2-6
Jaguars Receiving: M. Lee 6-61, A. Hurns 5-74, A. Robinson 3-49, J. Thomas 2-28, C. Ivory 2-3, A. Benn 1-51, T. Yeldon 1-5

Sacks: Bears 2.0 (W. Young 2.0)
Sacks: Jaguars 1.0 (Y. Ngakoue 1.0)

Interceptions: Bears 1 (T. Porter)
Interceptions: Jaguars None

Paid Attendance: 61,054 **Time:** 3:02 **Temperature:** 69 degrees

WEEK 7 vs. OAKLAND

Oct. 23, 2016 at EverBank Field

	1	2	3	4	OT	Final
OAKLAND RAIDERS (5-2)	3	17	3	10	-	33
JACKSONVILLE JAGUARS (2-4)	0	6	3	7	-	16

In a game that saw seven field goals and four touchdowns, the Jaguars struggled in red zone opportunities while the Raiders took advantage of three turnovers and 13 penalties, resulting in a 33-16 Raiders win in Jacksonville. After both teams went three-and-out to start the game, Oakland scored first on a 26-yard **Sebastian Janikowski** field goal. The Jaguars then marched to the Oakland 18 but **Blake Bortles'** pass to **Marqise Lee** was intercepted in the endzone by **David Amerson**. The Raiders were forced to punt, but Greene muffed the punt and Oakland recovered at the Jacksonville 17. The defense did its job, limiting Oakland to a 32-yard field goal for a 6-0 lead at the beginning of the second quarter, at which point the Jaguars had two possessions and two turnovers. The next four possessions of the game resulted in scores, with the Jaguars getting 23- and 37-yard field goals while Oakland added two touchdowns to build their lead to 20-6 as the first half ended. **Jason Myers** kicked a 44-yard field goal to open the second half and get the Jaguars within 11 points at 20-9, but Jacksonville punted on its next four drives, including three straight three-and-outs. Back-to-back field goals by Janikowski from 44 and 52 yards extended the Oakland lead to 26-9 early in the fourth quarter. The Jaguars' best drive of the day began with 7:15 left, when they marched 83 yards in 11 plays with Bortles hitting **Julius Thomas** with a nine-yard touchdown pass, making it a 10-point game at 26-16 with 4:12 left. After a failed outside kick by the Jaguars, Oakland drove 48 yards in eight plays with **Lataivus Murray** scoring on a nine-yard run with 2:35 remaining. Oakland's **Reggie Nelson** then intercepted Bortles on the final Jaguars possession to seal the win. In the fourth quarter three players were ejected for unsportsmanlike conduct. The Jaguars dropped to 2-4 on the season a week after winning back-to-back games.

Team	Q	Scoring Play	Drive / Time
OAK	1	S. Janikowski 26 yd. Field Goal	9-63, 3:15
OAK	2	S. Janikowski 32 yd. Field Goal	4-3, 0:15
JAX	2	J. Myers 23 yd. Field Goal	5-70, 2:14
OAK	2	L. Murray 2 yd. run (S. Janikowski kick)	11-75, 7:06
JAX	2	J. Myers 37 yd. Field Goal	9-56, 3:43
OAK	2	M. Crabtree 2 yd. pass from D. Carr (S. Janikowski kick)	8-75, 1:38
JAX	3	J. Myers 44 yd. Field Goal	7-39, 2:49
OAK	3	S. Janikowski 44 yd. Field Goal	5-12, 2:17
OAK	4	S. Janikowski 52 yd. Field Goal	7-38, 3:44
JAX	4	J. Thomas 9 yd. pass from B. Bortles (J. Myers kick)	11-83, 3:03
OAK	4	L. Murray 9 yd. run (S. Janikowski kick)	8-48, 1:37

Team Statistics

	Raiders	Jaguars
First Downs (Run-Pass-Pen)	21 (8-10-3)	19 (4-11-4)
Total Yards-Plays-Avg.	344-71-4.8	344-60-5.7
Rushing Yards-Attempts-Avg.	144-34-4.2	105-16-6.6
Net Yards Passing (Sacked-Yds)	200 (0-0)	239 (1-7)
Att-Comp-Int	37-23-0	43-23-2
Third Down Conversions (%)	8-18 (44%)	4-13 (31%)
Fourth Down Conversions (%)	1-1 (100%)	0-0 (0%)
Punts-Avg.	5-54.6	5-47.8
Fumbles-Lost	1-0	2-1
Penalties-Yards	11-117	13-112
Time of Possession	33:27	26:33

Individual Statistics

Jaguars Rushing: C. Ivory 5-48, B. Bortles 5-33, T. Yeldon 6-24

Raiders Rushing: L. Murray 18-59, M. King 1-27, J. Holton 2-25, D. Washington 5-16, J. Olawale 3-12, D. Carr 4-4, J. Richard 1-1

Jaguars Passing: B. Bortles 23-43-246 (1 TD, 2 INTs)
Raiders Passing: D. Carr 23-37-200 (1 TD)

Jaguars Receiving: M. Lee 7-107, A. Hurns 4-45, J. Thomas 3-20, A. Robinson 2-9, R. Greene 2-8, C. Ivory 2-3, A. Benn 1-39, M. Lewis 1-11, T. Yeldon 1-4
Raiders Receiving: M. Crabtree 8-96, S. Roberts 4-42, A. Cooper 4-29, L. Murray 2-4, M. Rivera 1-13, D. Washington 1-6, C. Walford 1-5, A. Holmes 1-5, J. Richard 1-0

Sacks: Jaguars 0
Sacks: Raiders 1.0 (K. Mack 1.0)

Interceptions: Jaguars 0
Interceptions: Raiders 2 (D. Amerson 1, R. Nelson 1)

Paid Attendance: 62,614 **Time:** 3:02 **Temperature:** 70 degrees

GAME SUMMARIES

WEEK 8 AT TENNESSEE

Oct. 27, 2016 at Nissan Stadium

	1	2	3	4	OT	Final
JACKSONVILLE JAGUARS (2-5)	0	0	8	14	-	22
TENNESSEE TITANS (4-4)	3	24	6	3	-	36

Making their lone national appearance on a Thursday night, the Jaguars struggled from the start with all five first-half possessions ending in punts while the Titans scored on five consecutive drives to build a commanding 27-0 halftime lead on the way to a 36-22 win in Nashville. The statistical disparity at halftime was shocking, with Tennessee holding large advantages in first downs (20 to 3), total yards (354 to 60), offensive plays (41 to 22), third down conversions (6/8 to 1/6), rushing yards (135 to 5) net passing yards (219 to 55), and time of possession (19:33 to 10:27). Including their first possession of the second half, Tennessee put together six consecutive scoring drives of 54, 66, 69, 62, 90 and 75 yards resulting in four touchdowns and two field goals. The Jaguars scored three second-half touchdowns, with **Julius Thomas**, **Allen Hurns** and **Bryan Walters** catching **Blake Bortles** scoring passes. Bortles completed 33 of a team record-tying 54 pass attempts for 337 yards and three TDs, mostly in the second half, and he was also the Jaguars' leading rusher with 22 yards. **Marcus Mariota** completed 81.8 percent of his 22 passes with scoring throws to **Kendall Wright** and **Rishard Matthews**. **DeMarco Murray** rushed for 123 yards and a touchdown and **Derrick Henry** added 60 yards and a score as Tennessee turned in 214 rushing yards on 43 rushing attempts with 494 yards in total offense. The Jaguars fell to 2-5 for the second year in a row, with a 1-1 record in division games.

Team	Q	Scoring Play	Drive / Time
TEN	1	R. Succop 32 yd. Field Goal	10-54, 5:34
TEN	2	K. Wright 36 yd. pass from M. Mariota (R. Succop kick)	4-66, 1:59
TEN	2	D. Henry 6 yd. run (R. Succop kick)	8-69, 3:25
TEN	2	D. Murray 14 yd. run (R. Succop kick)	4-62, 1:43
TEN	2	R. Succop 22 yd. Field Goal	12-90, 3:13
JAX	3	J. Thomas 10 yd. pass from B. Bortles (Bortles run)	11-75, 3:55
TEN	3	R. Matthews 4 yd. pass from M. Mariota (Kick failed, wl)	7-75, 4:12
TEN	4	R. Succop 33 yd. Field Goal	9-20, 5:10
JAX	4	A. Hurns 5 yd. pass from B. Bortles (J. Myers kick)	7-58, 2:08
JAX	4	B. Walters 7 yd. pass from B. Bortles (J. Myers kick)	12-91, 2:32

Team Statistics

	Jaguars	Titans
First Downs (Run-Pass-Pen)	27 (3-22-2)	25 (11-12-2)
Total Yards-Plays-Avg.	370-67-5.5	494-66-7.5
Rushing Yards-Attempts-Avg.	48-11-4.4	214-43-5.0
Net Yards Passing (Sacked-Yds)	322 (2-15)	280 (0-0)
Att-Comp-Int	54-33-0	23-19-0
Third Down Conversions (%)	6-13 (46%)	9-15 (60%)
Fourth Down Conversions (%)	0-1 (0%)	0-0 (0%)
Punts-Avg.	6-45.8	4-38.8
Fumbles-Lost	2-1	1-0
Penalties-Yards	7-75	7-54
Time of Possession	25:35	34:25

Individual Statistics

Titans Rushing: D. Murray 21-123, D. Henry 16-60, M. Mariota 3-11, K. Wright 1-15, D. Walker 1-3, M. Cassel 1-2
Jaguars Rushing: B. Bortles 4-22, T. Yeldon 3-20, C. Ivory 4-6

Titans Passing: M. Mariota 18-22-270 (2 TDs)
Jaguars Passing: B. Bortles 33-54-337 (3 TDs)

Titans Receiving: K. Wright 4-84, D. Walker 4-75, R. Matthews 4-38, D. Henry 4-37, P. Supernaw 1-30, T. Sharpe 1-11, D. Murray 1-5
Jaguars Receiving: A. Hurns 7-98, A. Robinson 6-70, B. Koyack 5-41, T. Yeldon 4-36, M. Lewis 4-23, J. Thomas 3-28, B. Walters 2-14, M. Lee 1-21, C. Ivory 1-6

Sacks: Titans 2.0 (A. Williamson 1.0, D. Morgan 1.0)
Sacks: Jaguars None

Interceptions: Titans None
Interceptions: Jaguars None

Paid Attendance: 61,619 **Time:** 3:08 **Temperature:** 71 degrees

WEEK 9 AT KANSAS CITY

Nov. 6, 2016 at Arrowhead Stadium

	1	2	3	4	OT	Final
JACKSONVILLE JAGUARS (2-6)	0	7	0	7	-	14
KANSAS CITY CHIEFS (6-2)	7	3	6	3	-	19

The Jaguars' 449 yards of total offense and 205 rushing yards—both season-highs—were not enough to overcome four costly turnovers that set up 13 points as the Jaguars lost, 19-14 in Kansas City. The Jacksonville defense did its part, limiting the Chiefs to 231 total yards and 62 rushing yards, both the lowest of the season by an opponent. The first sign of trouble came after both teams punted twice, when **Bryan Walters** fumbled a punt return at the Jacksonville 23. **Nick Foles**, replacing the injured **Alex Smith**, threw a 23-yard touchdown pass to **Albert Wilson** for the game's first score. **Chris Ivory**, who finished with 107 rushing yards, sparked the Jacksonville offense on the next play with a 42-yard run to midfield, but the Jaguars bogged down at the Chiefs' 30 on a failed fourth-and-one. The Jaguars' next possession ended after two plays when **Blake Bortles**' pass was intercepted by **Ramik Wilson** at the Jacksonville 32. The Chiefs capitalized again, with a 26-yard **Cairo Santos** field goal for a 10-0 lead. The Jaguars' best drive of the day came late in the first half when they marched from their own 12 to the Kansas City 1 with a combination of Bortles runs and passes, and Bortles capped the drive with a one-yard pass to **Allen Robinson** in the back of the end zone to make it 10-7 at the half. In the third period the Jaguars' first possession ended in yet another turnover when **T.J. Yeldon**, on third-and-17, ran 16 yards but fumbled at the end of the run to give Kansas City possession at the Jacksonville 38. Santos then kicked a 51-yard field goal, followed on the next Chiefs possession by a 24-yarder to give the Chiefs a 16-7 lead. **Jason Myers** missed a 54-yard try at the end of the third quarter, and the Chiefs took advantage with Santos hitting his fourth field goal of the day, this time from 36 yards for a 19-7 advantage. The Jaguars then used a 51-yard **Marqise Lee** reception to get to the Kansas City 3, but on 2nd-and-goal Ivory fumbled going into the end zone and the Chiefs recovered for a touchback. After the defense forced a three-and-out, the Jaguars drove again, going 61 yards in nine plays with Yeldon scoring on a 13-yard Bortles pass to close within five at 19-14 with 4:10 remaining. After another Chiefs 3-and-out the Jaguars got the ball at their own 35 with 3:01 left. A 26-yard Bortles run helped them get to the Kansas City 32, but an incomplete pass on fourth-and-3 ended the Jacksonville comeback bid to drop them to 2-6 at the season's halfway point.

Team	Q	Scoring Play	Drive / Time
K.C.	1	A. Wilson 23 yd. pass from N. Foles (C. Santos kick)	2-23, 0:14
K.C.	2	C. Santos 26 yd. Field Goal	4-5, 2:06
JZX	2	A. Robinson 1 yd. pass from B. Bortles (J. Myers kick)	11-88, 3:19
K.C.	3	C. Santos 51 yd. Field Goal	4-5, 1:32
K.C.	3	C. Santos 24 yd. Field Goal	6-25, 2:29
K.C.	4	C. Santos 36 yd. Field Goal	9-38, 5:09
JAX	4	T. Yeldon 13 yd. pass from B. Bortles (J. MYERS kick)	9-61, 2:24

Team Statistics

	Jaguars	Chiefs
First Downs (Run-Pass-Pen)	25 (6-17-2)	10 (4-6-0)
Total Yards-Plays-Avg.	449-75-6.0	231-57-4.1
Rushing Yards-Attempts-Avg.	205-32-6.4	62-22-2.8
Net Yards Passing (Sacked-Yds)	244 (2-8)	169 (2-18)
Att-Comp-Int	41-22-1	33-20-0
Third Down Conversions (%)	5-13 (38%)	1-14 (7%)
Fourth Down Conversions (%)	0-2 (0%)	1-1 (100%)
Punts-Avg.	4-41.8	7-50.4
Fumbles-Lost	3-3	0-0
Penalties-Yards	5-46	8-75
Time of Possession	29:39	30:21

Individual Statistics

Chiefs Rushing: C. West 13-39, T. Hill 2-21, K. Davis 3-10
Jaguars Rushing: C. Ivory 18-107, B. Bortles 6-54, T. Yeldon 7-33, M. Lee 1-11

Chiefs Passing: N. Foles 20-33-187 (TD)
Jaguars Passing: B. Bortles 22-41-252 (2 TDs, INT)

Chiefs Receiving: T. Kelce 5-58, A. Wilson 3-42, C. West 3-35, C. Conley 3-28, T. Hill 3-11, K. Davis 1-7, A. Sherman 1-6, J. O'Shaughnessy 1-0
Jaguars Receiving: A. Robinson 7-76, T. Yeldon 5-32, M. Lee 4-84, M. Lewis 2-23, J. Thomas 2-21, A. Benn 1-16, C. Ivory 1-0

Sacks: Chiefs 2.0 (D. Ford 2.0)
Sacks: Jaguars 2.0 (S. Marks 1.0, M. Jackson 0.5, D. Fowler)

Interceptions: Chiefs 1, Ramik Wilson
Interceptions: Jaguars None

Paid Attendance: 73,294 **Time:** 3:20 **Temperature:** 62 degrees

GAME SUMMARIES

WEEK 10 vs. HOUSTON

Nov. 13, 2016 at EverBank Field

	1	2	3	4	OT	Final
HOUSTON TEXANS (6-3)	14	0	7	3	-	24
JACKSONVILLE JAGUARS (2-7)	7	3	0	11	-	21

A 42-yard interception-return touchdown on the game's sixth play and a 57-yard punt return to the Jaguars' seven-yard line in the third quarter were the decisive plays in Houston's 24-21 win at EverBank Field. The Jaguars battled back from a 21-10 deficit by scoring 11 points in the fourth quarter to make it a three-point game, but Houston converted a third-and-5 at its own 13-yard line with two minutes left to close out the win. Looking like it would be a high-scoring game with three first-quarter touchdowns, Houston scored first when **Kareem Jackson** picked off **Blake Bortles'** fourth pass of the game and returned it 42 yards for a quick 7-0 lead. The Jaguars bounced right back, however, as Bortles directed a 13-play, 75-yard drive ending with his five-yard touchdown pass to **Julius Thomas**. Houston responded with its own 10-play, 75-yard drive with **Brock Osweiler** throwing a 1-yard touchdown pass to **Ryan Griffin**, making it 14-7 in the first quarter. The Jaguars made their second turnover on the ensuing possession when Bortles' backward screen pass bounced off **T.J. Yeldon's** foot and into the arms of **Whitney Mercilus**. Houston missed a field goal on the ensuing series before **Jason Myers** made a 54-yard field goal, and the 14-10 score stood at halftime. With 4:29 left in the third quarter, **Tyler Ervin** turned in a 57-yard punt return to the Jacksonville seven, and on the next play Osweiler made it 21-10 on his pass to **Stephen Anderson**. A 44-yard field goal by Myers on the first play of the fourth quarter made it 21-13, but Houston answered with an 11-play drive including converting a 3rd-and-16, and **Nick Novak's** 51-yard field goal made it an 11-point game once again at 24-13 with 8:32 remaining. With 3:42 left the Jaguars began a drive at their own eight-yard line, and Bortles passed on all eight plays including his 14-yarder to **Allen Robinson** in the end zone. His 2-point conversion pass to Robinson got the Jaguars within three points at 24-21 with 2:17 remaining. The Texans never gave the ball back, converting a third-and-5 and forcing the Jaguars to spend their timeouts. The Texans finished with 181 rushing yards, while holding the Jaguars to 80. Robinson led all receivers with nine catches for 107 yards and a TD.

Team	Q	Scoring Play	Drive / Time
HOU	1	K. Jackson 42 yd. interception return (N. Novak kick)	
JAX	1	J. Thomas 5 yd. pass from B. Bortles (J. Myers kick)	13-75, 6:43
HOU	1	R. Griffin 1 yd. pass from B. Osweiler (N. Novak kick)	10-75, 4:55
JAX	2	J. Myers 54 yd. Field Goal	8-25, 3:43
HOU	3	S. Anderson 7 yd. pass from B. Osweiler (N. Novak kick)	1-7, 0:05
JAX	4	J. Myers 44 yd. Field Goal	8-53, 4:11
HOU	4	N. Novak 51 yd. Field Goal	11-42, 6:24
JAX	4	A. Robinson 14 yd. pass from B. Bortles (Bortles-Robinson pass)	8-92, 1:25

Team Statistics

	Texans	Jaguars
First Downs (Run-Pass-Pen)	16 (9-6-1)	23 (3-18-2)
Total Yards-Plays-Avg.	273-61-4.5	327-73-4.5
Rushing Yards-Attempts-Avg.	181-33-5.5	80-22-3.6
Net Yards Passing (Sacked-Yds)	92 (1-7)	247 (2-18)
Att-Comp-Int	27-14-0	49-32-1
Third Down Conversions (%)	7-15 (47%)	10-17 (59%)
Fourth Down Conversions (%)	0-1 (0%)	0-1 (0%)
Punts-Avg.	3-46.0	3-38.3
Fumbles-Lost	0-0	2-1
Penalties-Yards	4-89	4-48
Time of Possession	27:50	32:10

Individual Statistics

Texans Rushing: L. Miller 15-83, A. Hunt 8-52, A. Blue 7-23, B. Osweiler 3-23
Jaguars Rushing: T. Yeldon 9-32, C. Ivory 9-31, B. Bortles 3-11, M. Lee 1-6

Texans Passing: B. Osweiler 14-27-99 (2 TDs)
Jaguars Passing: B. Bortles 32-49-265 (2 TDs, 1 INT)

Texans Receiving: D. Hopkins 5-48, C. Fiedorowicz 3-26, R. Griffin 3-7, B. Miller 1-10, S. Anderson 1-7, A. Hunt 1-1
Jaguars Receiving: A. Robinson 9-107, J. Thomas 6-24, M. Lee 4-50, B. Koyack 3-35, T. Yeldon 3-27, A. Hurns 2-13, C. Ivory 2-10

Sacks: Texans 2.0 (J. Simon 1.0, D. Reader 1.0)
Sacks: Jaguars 1.0 (Aaron Colvin)

Interceptions: Texans 1 (K Jackson)
Interceptions: Jaguars None

Paid Attendance: 62,091 **Time:** 3:00 **Temperature:** 69 degrees

WEEK 11 AT DETROIT

Nov. 20, 2016 at Ford Field

	1	2	3	4	OT	Final
JACKSONVILLE JAGUARS (2-8)	3	6	10	0	-	19
DETROIT LIONS (6-4)	0	9	7	10	-	26

In a close game that saw five turnovers, five lead changes and two return-touchdowns, the Jaguars led 19-16 at the end of the third quarter before Detroit's 10-point fourth quarter gave the home team a 26-19 win. A turnover set up the first score when **Andre Roberts** muffed a first-quarter punt and Jacksonville took over at the Detroit 11. From there **Jason Myers'** 27-yard field goal opened the scoring, but the Jaguars lost possession on their next drive when **Chris Ivory** fumbled. Detroit was forced to punt, just as the Jaguars did on the ensuing possession, but Roberts' 55-yard punt return for a touchdown got the Lions on the scoreboard midway through the 2nd quarter. On a day on which 12 PATS were missed around the league, **Matt Prater** had his first PAT attempt partially blocked so the score held at 6-3. Jacksonville took a 9-6 lead—with Myers missing his PAT—when **Blake Bortles** hit **Allen Robinson** with a three-yard scoring pass with 2:45 left in the second quarter. The Lions responded with a 10-play, 67-yard drive to set up Prater's 27-yard field goal, knotting the score at 9-9 at the half. The second half began ominously for Jacksonville as Bortles' third-down pass was picked off by **Rafael Bush** and returned 39 yards for a pick-six and a 16-9 lead just 58 seconds into the half. The Jaguars came right back, moving 41 yards in seven plays to set up Myers' 52-yard field goal, making it a four-point game at 16-12. After forcing a punt, the Jaguars took the lead back on Bortles' 3-yard touchdown pass to **Marqise Lee**, capping a nine-play, 87-yard drive. Three plays later the Lions lost a **Golden Tate** fumble, but Jacksonville was unable to capitalize. That allowed Detroit to regain the lead at 23-19 when they marched 79 yards, aided by a 61-yard **Matt Stafford** catch-and-run completion to **Eric Ebron** to the Jacksonville 8, setting up Ebron's one-yard scoring run. The Jaguars went three-and-out before the Lions took possession at their own 15 with 8:19 remaining. Detroit methodically marched 60 yards in 15 plays—aided by a fourth-and-2 encroachment penalty while forcing the Jaguars to spend their remaining timeouts—before Prater's 43-yard field goal made it a seven-point game with 22 seconds left. In battling back Bortles threw another interception to end the game.

Team	Q	Scoring Play	Drive / Time
JAX	1	J. Myers 27 yd. Field Goal	4-2, 0:54
DET	2	A. Roberts 55 yd. punt return (kick blocked)	
JAX	2	A. Robinson 3 yd. pass from B. Bortles (kick failed, wr)	7-54, 3:19
DET	2	M. Prater 27 yd. Field Goal	10-67, 2:26
DET	3	R. Bush 39 yd. interception retrun (M. Prater kick)	
JAX	3	J. Myers 52 yd. Field Goal	7-41, 4:42
JAX	3	M. Lee 3 yd. pass from B. Bortles (J. Myers kick)	9-87, 4:56
DET	4	E. Ebron 1 yd. run (M. Prater kick)	7-79, 3:21
DET	4	M. Prater 43 yd. Field Goal	15-60, 7:57

Team Statistics

	Jaguars	Lions
First Downs (Run-Pass-Pen)	16 (1-13-2)	14 (1-12-1)
Total Yards-Plays-Avg.	285-62-4.6	277-57-4.9
Rushing Yards-Attempts-Avg.	83-27-3.1	14-21-0.7
Net Yards Passing (Sacked-Yds)	202 (0-0)	278 (3-15)
Att-Comp-Int	35-22-2	33-24-0
Third Down Conversions (%)	4-14 (29%)	5-14 (36%)
Fourth Down Conversions (%)	0-0 (0%)	0-0 (0%)
Punts-Avg.	6-40.8	6-48.5
Fumbles-Lost	2-1	3-2
Penalties-Yards	4-25	5-32
Time of Possession	32:55	27:05

Individual Statistics

Lions Rushing: T. Riddick 4-13, D. Washington 13-6, E. Ebron 1-1, G. Tate 1-(-6)
Jaguars Rushing: C. Ivory 17-39, D. Robinson 3-21, T. Yeldon 4-16, M. Lee 1-6, B. Bortles 1-3, C. Henne 1-(-2)

Lions Passing: M. Stafford 24-33-278
Jaguars Passing: B. Bortles 22-35-202 (2 TDs, 2 INTs)

Lions Receiving: T. Riddick 8-70, A. Boldin 6-37, E. Ebron 3-70, G. Tate, 3-27, D. Washington 2-15, A. Roberts 1-44, M. Jones 1-15
Jaguars Receiving: C. Ivory 6-75, M. Lee 4-52, A. Robinson 3-18, J. Thomas 3-12, T. Yeldon 2-16, M. Lewis 2-16, A. Hurns 1-9, D. Robinson 1-4

Sacks: Lions None
Sacks: Jaguars 3.0 (M. Jackson 1.0, Y. Ngakoue 1.0, T. Alualu 1.0)

Interceptions: Lions 2, Rafael Bush, Tavon Wilson
Interceptions: Jaguars None

Paid Attendance: 61,486 **Time:** 3:11 **Temperature:** 68 degrees

GAME SUMMARIES

WEEK 12 AT BUFFALO

Nov. 27, 2016 at New Era Field

	1	2	3	4	OT	Final
JACKSONVILLE JAGUARS (2-9)	7	0	7	7	-	21
BUFFALO BILLS (6-5)	0	6	14	8	-	28

The Jaguars drove to a touchdown on their opening possession for the first time since Week 2 of the previous season, and held the lead three times in a back-and-forth game, but ultimately suffered their sixth straight loss, 28-21 in Buffalo. Playing their fourth road game in five weeks, the Jaguars opened with an 11-play, 75-yard drive on which **Blake Bortles** had 34 rushing yards, and **Chris Ivory** capped the opening series with a two-yard touchdown run. The next eight possessions by both teams resulted in punts, but the Jaguars' punt with 1:38 left in the first half was returned 43 yards by **Brandon Tate** to the Jacksonville 22, and Buffalo got on the scoreboard five plays later with a seven-yard **LeSean McCoy** run. A missed extra point left Jacksonville with a 7-6 lead at the half. The second half featured five touchdowns, the first of which was a 75-yard McCoy run on the first play of the third quarter, giving the Bills a 13-7 lead. But the Jaguars responded on the ensuing possession with another 11-play scoring drive, this one covering 65 yards with **Marqise Lee** catching a 20-yard Bortles pass to the goal line, regaining the lead at 14-13. After an exchange of punts, the Bills battled back with **Sammy Watkins** taking a 62-yard **Tyrod Taylor** bomb to the Jacksonville 13 to set up Taylor's seven-yard touchdown run for a 20-14 Buffalo lead late in the third period. Once again, the Jaguars had an answer as they took a 21-20 lead on Bortles' 12-yard pass to **Allen Hurns** on the first play of the fourth quarter. But as both teams had done repeatedly, the Bills matched that with another touchdown drive, this time going 76 yards—aided by a 25-yard McCoy reception and an 18-yard pass interference penalty—with **Justin Hunter** catching Taylor's 18-yard pass in the front of the end zone to make it 26-21. A successful two-point try on a McCoy run gave Buffalo a 28-21 lead with 10:46 remaining in the game. The Jaguars' last possession reached the Buffalo 40-yard line, and after a delay of game penalty on fourth down, Bortles' four-yard completion to Lee on fourth-and-9 ended the Jacksonville comeback chance as Buffalo ran the final 3:25 off the clock. The Jaguars finished with 301 total yards to the Bills' 304, while Bortles led the Jaguars with a career-high 81 rushing yards and a season-low 126 passing yards.

Team	Q	Scoring Play	Drive / Time
JAX	1	C. Ivory 2 yd. run (J. Myers kick)	11-75, 6:45
BUF	2	L. McCoy 7 yd. run (kick failed, wl)	5-22, 1:04
BUF	3	L. McCoy 75 yd. run (D. Carpenter kick)	1-75, 0:13
JAX	3	M. Lee 20 yd. pass from B. Bortles (J. Myers kick)	11-65, 5:21
BUF	3	T. Taylor 7 yd. run (D. Carpenter kick)	4-75, 1:34
JAX	4	A. Hurns 12 yd. pass from B. Bortles (J. Myers kick)	7-65, 3:08
BUF	4	J. Hunter 16 yd. pass from T. Taylor (L. McCoy run)	8-76, 4:06

Team Statistics

	Jaguars	Bills
First Downs (Run-Pass-Pen)	20 (11-8-1)	15 (6-7-2)
Total Yards-Plays-Avg.	301-65-4.6	304-52-5.8
Rushing Yards-Attempts-Avg.	183-37-4.9	153-29-5.3
Net Yards Passing (Sacked-Yds)	118 (2-8)	151 (5-15)
Att-Comp-Int	26-13-0	18-12-0
Third Down Conversions (%)	8-15 (53%)	5-12 (42%)
Fourth Down Conversions (%)	0-1 (0%)	1-1 (100%)
Punts-Avg.	6-45.5	6-44.0
Fumbles-Lost	2-0	0-0
Penalties-Yards	6-60	6-31
Time of Possession	33:35	26:25

Individual Statistics

Bills Rushing: L. McCoy 19-103, T. Taylor 7-38, J. Williams 3-12
Jaguars Rushing: B. Bortles 8-81, C. Ivory 9-44, D. Robinson 13-39, T. Yeldon 6-17, M. Lee 1-2

Bills Passing: T. Taylor 12-18-166 (1 TD)
Jaguars Passing: B. Bortles 13-26-126 (2 TDs)

Bills Receiving: S. Watkins 3-80, L. McCoy 2-31, C. Clay 2-17, M. Goodwin 2013, J. Hunter 1016, B. Tate 1-8, W. Powell 1-1
Jaguars Receiving: M. Lee 4-37, A. Robinson 2-24, B. Koyack 2-23, N. Sterling 2-16, A. Hurns 1-12, C. Ivory 1-13, T. Yeldon 1-3

Sacks: Bills 2.0 (M. Dareus 2.0)
Sacks: Jaguars 5.0 (Jackson 2.0, Ngakoue 1.0, Cyprien 1.0 Alualu 0.5, Jack 0.5)

Interceptions: Bills None
Interceptions: Jaguars None

Paid Attendance: 67,849 **Time:** 3:07 **Temperature:** 42 degrees

WEEK 13 vs. DENVER

Dec. 4, 2016 at EverBank Field

	1	2	3	4	OT	Final
DENVER BRONCOS (8-4)	0	10	7	3	-	20
JACKSONVILLE JAGUARS (2-10)	0	3	0	7	-	10

Playing at home for just the second time in six weeks, the Jaguars scored first and got a solid performance from their defense, but three turnovers led to 10 points in the Broncos' 10-point, 20-10 win. The teams combined for 19 punts on 29 possessions, with Denver punting 11 times and the Jaguars 8, and the Jacksonville defense limited Denver to 10 first downs, 1 of 13 third-down conversions and a season-low 206 yards. After a combined eight punts to begin the game, the Jaguars opened the scoring in the second quarter on Jason Myers' 47-yard field goal. Denver responded with a 75-yard drive culminating in a 6-yard touchdown run by **Devontae Booker** for a 7-3 lead. The Jaguars' next possession ended in their first of three turnovers when **Blake Bortles** was intercepted by **Chris Harris Jr.** Denver was unable to capitalize, but after forcing a Jaguars punt the Broncos got a 19-yard punt return to the Denver 42 before a late hit out of bounds on the play moved them to the Jacksonville 43. Four plays later **Brandon McManus'** 32-yard field goal on the last play of the half gave the Broncos a 10-3 lead. Denver's defense scored the next points when **Bradley Roby** picked off Bortles and returned the ball 51 yards for a touchdown, marking the third pick-six against the Jaguars in four weeks. The Jaguars' only touchdown of the day came early in the fourth quarter when Bortles ran 22 yards to pay dirt to cap a 12-play, 70-yard drive, closing within a touchdown at 17-10. More punts ensued, and the game turned on the Jaguars' final possession. Starting at their own 34 with 1:41 remaining the Jaguars saw their hope of a comeback end when Bortles was strip-sacked by **Shane Ray**. Denver took over and tacked on a 41-yard field goal for a 20-10 lead with 29 seconds remaining in the game. The Jaguars' seventh straight loss dropped them to 2-10.

Team	Q	Scoring Play	Drive / Time
JAX	2	J. Myers 47 yd. Field Goal	7-30, 3:08
DEN	2	D. Booker 6 yd. run (B. McManus kick)	8-75, 4:07
DEN	2	B. McManus 32 yd. Field Goal	4-29, 0:46
DEN	3	B. Roby 51 yd. interception return (B. McManus kick)	12-70, 5:45
JAX	4	B. Bortles 22 yd. run (J. Myers kick)	4-6, 0:58
DEN	4	B. McManus 41 yd. Field Goal	

Team Statistics

	Broncos	Jaguars
First Downs (Run-Pass-Pen)	10 (4-5-1)	19 (7-10-2)
Total Yards-Plays-Avg.	206-54-3.8	333-81-4.1
Rushing Yards-Attempts-Avg.	104-28-3.7	154-38-4.1
Net Yards Passing (Sacked-Yds)	102 (2-2)	179 (1-2)
Att-Comp-Int	24-12-0	42-19-2
Third Down Conversions (%)	1-13 (8%)	6-18 (33%)
Fourth Down Conversions (%)	0-0 (0%)	1-2 (50%)
Punts-Avg.	11-46.0	8-46.1
Fumbles-Lost	0-0	1-1
Penalties-Yards	4-32	6-65
Time of Possession	25:26	34:34

Individual Statistics

Jaguars Rushing: T. Yeldon 14-55, D. Robinson 17-53, B. Bortles 2-29, M. Lee 2-10, S. Wynn 2-5, C. Grant 1-2
Broncos Rushing: K. Bibbs 5-49, D. Booker 18-35, P. Lynch 2-11, J. Thompson 2-5, E. Sanders 1-4

Jaguars Passing: B. Bortles 19-42-181 (2 INTs)
Broncos Passing: P. Lynch 12-24-104

Jaguars Receiving: N. Sterling 5-43, M. Lee 3034, A. Robinson 3-31, B. Walters 3-31, T. Yeldon 3-27, D. Robinson 1-11, B. Koyack 1-4
Broncos Receiving: D. Thomas 6-61, E. Sanders 3-28, C. Latimer 1-10, A. Derby 1-3, D. Booker 1-2

Sacks: Jaguars 2.0 (S. Marks 1.0, T. Smith 1.0)
Sacks: Broncos 1.0 (Team Sacks 1.0)

Interceptions: Jaguars 0
Interceptions: Broncos 2 (C. Harris Jr. 1, B. Roby 1)

Paid Attendance: 63, 075 **Time:** 3:07 **Temperature:** 70 degrees

GAME SUMMARIES



WEEK 14 vs. MINNESOTA

Dec. 11, 2016 at EverBank Field

	1	2	3	4	OT	Final
MINNESOTA VIKINGS (7-6)	6	3	3	13	-	25
JACKSONVILLE JAGUARS (2-11)	0	9	7	0	-	16

Minnesota scored two fourth-quarter touchdowns to win by nine in a game in which the Jaguars and Vikings combined for seven field goals, including six in the first half, before the first touchdown of the game was scored. That touchdown, a 14-yard **Blake Bortles** to **Bryan Walters** pass in the end zone late in the third quarter, gave the Jaguars their first lead of the day at 16-12. The lead was short-lived, however, as Minnesota began at its own 38 on the ensuing possession and scored its own first touchdown of the day on **Matt Asiata's** one-yard run early in the fourth quarter to give Minnesota an 18-16 lead after **Kai Forbath's** missed PAT. After losing a fumble at the Jacksonville one-yard line, Minnesota earned a third consecutive goal-to-go situation and scored its second fourth-quarter touchdown on its next series, when **Sam Bradford** threw three yards to **Kyle Rudolph** for a nine point lead at 25-16 with 2:13 remaining and the Jaguars out of timeouts. Jacksonville attempted a 61-yard **Jason Myers** field goal on its final play, but the kick was blocked, adding to the Jaguars' special teams struggles which also included a 53-yard Vikings kickoff return, a partially blocked punt, and a delay of game on a kickoff. Forbath made all four of his field goal attempts, while Myers was good from 45, 55 and 24 yards before missing from 41 and being blocked from 61. **Marquise Lee** led the Jaguars with 113 receiving yards on catches of 20, nine, 22, 39 and 34 yards. The Jaguars were penalized 14 times for 114 yards, and allowed four sacks while making none. The eighth consecutive loss tied the Jaguars' longest streak.

Team	Q	Scoring Play	Drive / Time
MIN	1	K. Forbath 43 yd. Field Goal	5-50, 2:40
MIN	1	K. Forbath 32 yd. Field Goal	5-45, 2:35
JAX	2	J. Myers 45 yd. Field Goal	8-34, 3:00
MIN	2	K. Forbath 40 yd. Field Goal	6-26, 2:18
JAX	2	J. Myers 55 yd. Field Goal	7-31, 4:31
JAX	2	J. Myers 24 yd. Field Goal	10-92, 1:47
MIN	3	K. Forbath 46 yd. Field Goal	9-41, 2:53
JAX	3	B. Walters 14 yd. pass from B. Bortles (J. Myers kick)	11-90, 4:39
MIN	4	M. Asiata 1 yd. run (kick failed, wl)	9-62, 4:37
MIN	4	K. Rudolph 3 yd. pass from S. Bradford (K. Forbath kick)	9-54, 2:51

Team Statistics

	Vikings	Jaguars
First Downs (Run-Pass-Pen)	22 (5-13-4)	18 (3-11-4)
Total Yards-Plays-Avg.	377-63-6.0	315-65-4.8
Rushing Yards-Attempts-Avg.	85-29-2.9	85-24-3.5
Net Yards Passing (Sacked-Yds)	377 (0-0)	230 (4-27)
Att-Comp-Int	34-24-0	37-23-0
Third Down Conversions (%)	3-11 (27%)	7-16 (44%)
Fourth Down Conversions (%)	0-1 (0%)	1-1 (100%)
Punts-Avg.	1-42.0	4-40.8
Fumbles-Lost	2-1	0-0
Penalties-Yards	7-93	14-114
Time of Possession	30:56	29:04

Individual Statistics

Jaguars Rushing: T. Yeldon 17-59, C. Grant 4-13, B. Bortles 3-13,
Vikings Rushing: M. Asiata 11-37 (1 TD), J. McKinnon 14-31, S. Bradford 4-17

Jaguars Passing: B. Bortles 23-37-257 (1 TD)
Vikings Passing: S. Bradford 24-34-292 (1 TD)

Jaguars Receiving: T. Yeldon 7-31 M. Lee 5-113, B. Walters 4-31, N. Sterling 3-27, B. Koyack 2-19, S. Wynn 1-19, A. Robinson 1-17
Vikings Receiving: J. McKinnon 6-38, A. Thielen 4-101, K. Rudolph 4-60, S. Diggs 3-55, C. Patterson 3-18, M. Asiata 2-14, C. Johnson 1-6, R. Ellis 1-0

Sacks: Jaguars 0.0
Sacks: Vikings 4.0 (D. Hunter 1.0-8, E. Griffen 2.0-12, B. Robison 1.0-7)

Interceptions: Jaguars 0
Interceptions: Vikings 0

Paid Attendance: 62,701 **Time:** 3:02 **Temperature:** 71 degrees



WEEK 15 at HOUSTON

Dec. 18, 2016 at NRG Stadium

	1	2	3	4	OT	Final
JACKSONVILLE JAGUARS (2-12)	0	13	7	0	-	20
HOUSTON TEXANS (8-6)	0	5	6	10	-	21

The Jaguars built a 20-8 lead, and were ahead 20-11 at the start of the fourth quarter, but Houston's 10 points in the final stanza captured a 21-20 Texans win. After a scoreless first quarter, the Jaguars scored on three consecutive possession with **Josh Myers** field goals of 26 and 50 yards and a 1-yard touchdown run by **Blake Bortles**. The second field goal was set up by a **Jalen Ramsey** interception of **Brock Osweiler**, and the touchdown followed **Telvin Smith's** interception of Osweiler's next pass. **Tom Savage** replaced Osweiler on the Texans' ensuing possession and they drove 74 yards to the Jacksonville 1, but were stopped there on 4th down. Houston then forced the Jaguars to punt from their own 4 and a holding penalty in the end zone resulted in a safety, giving Houston its first 2 points. A **Nick Novak** 39-yard field goal made it 13-5 at halftime. Novak added a 45-yarder in the third quarter, but on the ensuing kickoff **Marquise Lee** raced 100 yards for a touchdown and a 20-8 Jaguars lead midway through the quarter. In the fourth Houston used a 14-play drive to set up Novak's 27-yard field goal, and after forcing a punt the Texans took over at their own 48. Eight plays and 52 yards later **Lamar Miller** scored from the 1, and the extra point gave Houston a 21-20 lead with 2:51 remaining. A failed 4th down and an interception on their last two possessions ended the Jaguars' comeback bid. Savage completed 23 of 36 passes for 260 yards and he was not sacked. Houston finished with 23 first downs to the Jaguars' 9, 387 total yards to 150, and 308 net passing yards to 83. Head coach **Gus Bradley** was fired after the game, which marked a team single season-record ninth consecutive loss and left the Jaguars at 2-12.

Team	Q	Scoring Play	Drive / Time
JAX	2	J. Myers 26 yd. Field Goal	11-56, 5:36
JAX	2	J. Myers 50 yd. Field Goal	4--7, 1:38
JAX	2	B. Bortles 1 yd run (J. Myers kick)	4-37, 1:30
HOU	2	Penalty on N. Sterling enforced in end zone for a Safety	
HOU	2	N. Novak 39 yd. Field Goal	6-40, 0:46
HOU	3	N. Novak 45 yd. Field Goal	9-57, 5:14
JAX	3	M. Lee 100 yd. kickoff return (J. Myers kick)	0-0, 0:12
HOU	3	N. Novak 43 yd. Field Goal	9-45, 3:15
HOU	4	N. Novak 27 yd. Field Goal	14-58, 6:05
HOU	4	L. Miller 1 yd. run (N. Novak kick)	8-52, 2:56

Team Statistics

	Jaguars	Texans
First Downs (Run-Pass-Pen)	9 (3-4-2)	23 (6-13-4)
Total Yards-Plays-Avg.	150-50-3.0	387-78-5.0
Rushing Yards-Attempts-Avg.	67-20-3.4	79-31-2.5
Net Yards Passing (Sacked-Yds)	83 (2-8)	308 (0-0)
Att-Comp-Int	28-12-1	47-29-2
Third Down Conversions (%)	3-13 (23%)	4-14 (29%)
Fourth Down Conversions (%)	0-1 (0%)	0-1 (0%)
Punts-Avg.	6-52.5	5-45.2
Fumbles-Lost	0-0	3-0
Penalties-Yards	12-91	6-71
Time of Possession	23:18	36:42

Individual Statistics

Texans Rushing: L. Miller 22-63, A. Hunt 3-15, J. Grimes 1-3, A. Blue 1-1, T. Savage 3-0, W. Fuller 1--3
Jaguars Rushing: C. Ivory 10-44, T. Yeldon 8-28, B. Bortles 2--5

Texans Passing: T. Savage 23-36-260, B. Osweiler 6-11-48 (2 INTs)
Jaguars Passing: B. Bortles 12-28-92 (1 INT)

Texans Receiving: D. Hopkins 8-87, R. Griffin 8-85, W. Fuller 4-42, W. Williams 2-34, L. Miller 2-26, J. Grimes 2-12, K. Mumphy 1-11, S. Anderson 1-7, A. Blue 1-4
Jaguars Receiving: T. Yeldon 5-34, B. Walters 2-26, A. Robinson 2-15, N. Sterling 1-14, B. Koyack 1-2, A. Ellis 1-1

Sacks: Texans 2.0 (B. McKinney 1.0, J. Clowney 1.0)
Sacks: Jaguars None

Interceptions: Texans None
Interceptions: Jaguars 2 (J. Ramsey 1, T. Smith 1)

Paid Attendance: 71,803 **Time:** 3:22 **Temperature:** 37 degrees

GAME SUMMARIES

WEEK 16 vs. TENNESSEE

Dec. 24, 2016 at EverBank Field

	1	2	3	4	OT	Final
TENNESSEE TITANS (8-7)	0	7	3	7	-	17
JACKSONVILLE JAGUARS (3-12)	10	9	6	13	-	38

Scoring on their first two possessions and finishing with a season-high 38 points, the Jaguars dominated throughout in a 38-17 win in their final home game and the first under Interim Head Coach **Doug Marrone**. Jacksonville used 18 plays to cover 138 yards on their first two drives, with **Marqise Lee** catching a 21-yard **Blake Bortles** touchdown pass and **Jason Myers** kicking a 29-yard field goal to cap the possessions. Tennessee then got a three-yard touchdown pass from **Marcus Mariota** to **Rishard Matthews**, but the Jaguars responded on the next series with a 12-play, 75-yard drive with **Chris Ivory** pounding in for a one-yard touchdown run. Myers tacked on a 48-yard field goal to give Jacksonville a 19-7 halftime lead. In the third quarter Ivory lost a fumble on the Jaguars' first play, and Tennessee turned it into a 42-yard field goal. On their next possession the Jaguars got a 56-yard field goal from Myers, his longest of the season and the 3rd-longest in team history, followed by his 50-yarder to give the Jaguars a 25-10 lead. Mariota suffered a broken fibula on a **Sheldon Day** sack near the end of the third quarter, and he was replaced by **Matt Cassel**. In the fourth quarter Tennessee closed to within 8 points at 25-17 on Cassel's 14-yard touchdown pass to **Delanie Walker**, but once again the Jaguars responded, marching 75 yards in just 6 plays with Lee taking a pitch and throwing back to Bortles for a 20-yard touchdown. The win was sealed on the very next play, when **Jalen Ramsey** intercepted Cassel's pass to Matthews and returned it 30 yards for the final points with 5:17 remaining. Bortles finished with 325 passing yards with a touchdown passing and one receiving, becoming the first player in NFL history to throw for 300 yards and catch a touchdown pass in the same game. **Allen Robinson** had a game-high 9 receptions for 147 yards as the Jaguars turned in 415 yards of offense. Jacksonville scored on 7 of 12 possessions, while Tennessee scored on just 3 of 13 with seven punts.

Team	Q	Scoring Play	Drive / Time
JAX	1	M. Lee 21 yd. pass from B. Bortles (J. Myers kick)	8-75, 3:57
JAX	1	J. Myers 29 yd. Field Goal	11-63, 5:30
TEN	2	R. Matthews 3 yd. pass from M. Mariota (R. Succop kick)	10-69, 6:01
JAX	2	C. Ivory 1 yd. run (kick failed, wr)	12-75, 7:02
JAX	2	J. Myers 48 yd. Field Goal	8-48, 0:58
TEN	3	R. Succop 42 yd. Field Goal	4-2, 0:59
JAX	3	J. Myers 56 yd. Field Goal	10-37, 4:11
JAX	3	J. Myers 50 yd. Field Goal	7-45, 3:02
TEN	4	D. Walker 14 yd. pass from M. Cassel (R. Succop kick)	8-50, 5:24
JAX	4	B. Bortles 20 yd. pass from M. Lee (kick failed, wl)	6-75, 3:17
JAX	4	J. Ramsey 30 yd. interception return (J. Myers kick)	

Team Statistics

	Titans	Jaguars
First Downs (Run-Pass-Pen)	19 (4-14-1)	25 (6-16-3)
Total Yards-Plays-Avg.	263-67-3.9	415-69-6.0
Rushing Yards-Attempts-Avg.	58-20-2.9	84-28-3.0
Net Yards Passing (Sacked-Yds)	205 (3-18)	331 (2-14)
Att-Comp-Int	44-21-1	39-27-0
Third Down Conversions (%)	5-14 (36%)	4-12 (33%)
Fourth Down Conversions (%)	0-1 (0%)	0-0 (0%)
Punts-Avg.	7-44.7	3-47.7
Fumbles-Lost	1-0	2-1
Penalties-Yards	6-49	4-45
Time of Possession	27:29	32:31

Individual Statistics

Jaguars Rushing: C. Ivory 14-45, C. Grant 9-27, B. Bortles 3-7, T. Yeldon 2-5
Titans Rushing: D. Murray 14-42, D. Henry 4-13, M. Mariota 2-3

Jaguars Passing: B. Bortles 26-37-325 (1 TD), M. Lee 1-1-20 (1 TD)
Titans Passing: M. Cassel 13-24-124 (1 TD, 1 INT), M. Mariota 8-20-99 (1 TD)
Jaguars Receiving: A. Robinson 9-147, B. Walters 5-45, C. Ivory 4-69, M. Lee 3-37, B. Koyack 2-12, A. Ellis 2-10, B. Bortles 1-20, C. Grant 1-5
Titans Receiving: H. Douglas 5-48, T. Sharpe 3-48, R. Matthews 3-31, D. Walker 3-23, D. Henry 2-22, K. Wright 2-21, D. Murray 2-18, A. Fasano 1-12

Sacks: Jaguars 3.0 (D. Fowler 1.0-8, S. Day 1.0-4, Y. Ngakoué 1.0-6)
Sacks: Titans 4.0 (D. Hunter 1.0-8, E. Griffen 2.0-12, B. Robison 1.0-7)

Interceptions: Jaguars 1 (Jalen Ramsey)
Interceptions: Titans 0

Paid Attendance: 59,621 **Time:** 3:07 **Temperature:** 67 degrees

WEEK 17 AT INDIANAPOLIS

Jan. 1, 2017 at Lucas Oil Stadium

	1	2	3	4	OT	Final
JACKSONVILLE JAGUARS (3-13)	10	7	0	3	-	20
INDIANAPOLIS COLTS (8-8)	0	3	14	7	-	24

In a game that was truly a tale of two halves, the Jaguars built a 17-3 first half lead before yielding three second-half touchdowns – including the game-winner with nine seconds left to play – to lose their season finale, 24-20 to the Colts in Indianapolis. Jacksonville got off to a fast start with a 47-yard **Jason Myers** field goal and a **Ben Koyack** 14-yard touchdown reception on the team's first two possessions. After they punted twice and a lost fumble, they took a 17-0 lead on **Corey Grant's** 57-yard touchdown run—the team's longest play from scrimmage all season. By that time the Colts had gone three-and-out on each of their first four possessions, followed by an interception and a missed field goal. After Grant's touchdown the Colts got on the scoreboard with **Adam Vinatieri's** 45-yard field goal, and the Jaguars responded with an 11-play, 60-yard drive to the Indianapolis 12 but Myers missed his 30-yard field goal attempt. After halftime the Colts took over, driving 83 and 89 yards on their first two possessions, with **Robert Turbin** scoring on a seven-yard run and Andrew Luck throwing a 15-yard touchdown pass to **Dwayne Allen** to tie the score at 17-17 near the end of the third quarter. The Jaguars, who began the second half with two punts, lost a fumble when **Robert Mathis** sacked Bortles on their next possession, but the Colts fumbled it back when **Sen'Derrick Marks** recovered a Luck fumble. The Jaguars could not take advantage of the turnover, however, as Myers missed his 54-yard field goal try. On the ensuing possession Luck was sacked twice and the Colts were forced to punt from their own 30-yard line, but the punt was blocked by **Dan Skuta** and Jacksonville took over at the Indianapolis 30. After three short runs, during which time the Colts used all three of their timeouts, Myers kicked a 41-yard field goal to give the Jaguars a 20-17 lead with 1:33 remaining. Indianapolis then began at its own 25 and Luck went to work, completing passes of 9, 18, 19, 14 and 9 yards with two spikes to reach the Jacksonville one-yard line. Luck then threw the game-winner to Jack Doyle for a 24-20 lead with nine seconds remaining. Bortles completed an 18-yard pass to Marqise Lee but time ran out on the game and on the Jaguars' 3-13 season. **Malik Jackson** turned in two sacks for the Jacksonville defense, and **Yannick Ngakoué** got his eighth sack of the season to break Tony Brackens' Jaguars rookie record.

Team	Q	Scoring Play	Drive / Time
JAX	1	J. Myers 47 yd. Field Goal	7-57, 3:30
JAX	1	B. Koyack 14 yd. pass from B. Bortles (J. Myers kick)	7-75, 3:09
JAX	2	C. Grant 57 yd. run (J. Myers kick)	2-62, 0:48
IND	2	A. Vinatieri 45 yd. Field Goal	8-48, 3:04
IND	3	R. Turbin 7 yd. run (A. Vinatieri kick)	5-83, 2:35
IND	3	D. Allen 15 yd. pass from A. Luck (A. Vinatieri)	5-83, 2:35
JAX	4	J. Myers 41 yd. Field Goal	4-7, 0:21
IND	4	J. Doyle 1 yd. pass from A. Luck (A. Vinatieri)	8-75, 1:24

Team Statistics

	Jaguars	Colts
First Downs (Run-Pass-Pen)	23 (7-15-1)	24 (4-18-2)
Total Yards-Plays-Avg.	470-71-6.6	384-67-5.7
Rushing Yards-Attempts-Avg.	182-30-6.1	94-22-4.3
Net Yards Passing (Sacked-Yds)	288 (2-13)	290 (4-31)
Att-Comp-Int	39-25-0	41-24-1
Third Down Conversions (%)	4-14 (29%)	2-10 (20%)
Fourth Down Conversions (%)	0-0 (0%)	1-1 (100%)
Punts-Avg.	4-47.0	5-40.6
Fumbles-Lost	2-2	1-1
Penalties-Yards	8-54	4-35
Time of Possession	29:36	30:24

Individual Statistics

Colts Rushing: F. Gore 16-62, A. Luck 3-17, R. Turbin 3-15
Jaguars Rushing: C. Grant 18-122, B. Bortles 3-21, D. Robinson 4-17, B. Hill 2-11, J. Banyard 2-7, B. Walters 1-4

Colts Passing: A. Luck 24-40-321 (2 TDs, INT), A. Morrison 0-1-0
Jaguars Passing: B. Bortles 25-39-301 (1 TD)

Colts Receiving: T. Hilton 6-95, C. Rogers 4-72, P. Dorsett 4-56, D. Allen 3-34, R. Turbin 2-18, F. Gore 2-14, J. Doyle 2-10, E. Swoope 1-22
Jaguars Receiving: B. Walters 8-84, M. Lee 6-86, A. Robinson 5-82, B. Koyack 3-25, C. Grant 2-15, T. Wahington 1-9

Sacks: Colts 2.0 (E. Walden 1.0, R. Mathis 1.0)
Sacks: Jaguars 4.0 (M. Jackson 2.0, Y. Ngakoué 1.0, S. Marks 0.5, D. Fowler 0.5)

Interceptions: Colts None
Interceptions: Jaguars 1 (T. Smith 1)

Paid Attendance: 65,160 **Time:** 3:06 **Temperature:** 39 degrees



PLAYER BIOS
2016 SEASON IN REVIEW

PLAYER BIOS

10

BRANDON ALLEN

QUARTERBACK

6-2 214 LBS.


ARKANSAS

BORN SEPTEMBER 5, 1992

FAYETTEVILLE, ARKANSAS

ACQ: 6TH ROUND OF 2016 DRAFT (201ST)

EXP: ROOKIE



TRANSACTIONS

- Originally drafted by Jacksonville in the sixth round (201st overall) of the 2016 NFL Draft on choice obtained from Pittsburgh for PK Josh Scobee

PRO (Games played/started - 0/0)

- Inactive for all 16 regular season games in 2016

2016 (w/ JAX - 0/0)

- 9/11 vs. G.B.: Inactive
- 9/18 at S.D.: Inactive
- 9/25 vs. BAL: Inactive
- 10/2 vs. IND: Inactive
- 10/16 at CHI: Inactive
- 10/23 vs. OAK: Inactive
- 10/27 at TEN: Inactive
- 11/6 at K.C.: Inactive
- 11/13 vs. HOU: Inactive
- 11/20 at DET: Inactive
- 11/27 at BUF: Inactive
- 12/4 vs. DEN: Inactive
- 12/11 vs. MIN: Inactive
- 12/18 at HOU: Inactive
- 12/24 vs. TEN: Inactive
- 1/1 at IND: Inactive

COLLEGE (at Arkansas, 2013-15)

- Totaled 7,463 passing yards, which ranks third in program history
- Made 38 career starts at QB, including his final 34 games - the longest streak for an Arkansas QB since joining the SEC in 1992
- Finished second in program history in pass completions (583), second in attempts (1,016) and third in completion percentage (57.4)
- His 64 career passing TDs is a school record
- Graduated in 2014 with a degree in recreation and sport management
- Named to the Razorback Honor Roll for the fall of 2011 and 2012 and the SEC Fall Academic Honor Roll in 2012, 2013 and 2014

PERSONAL

- Attended Fayetteville (Ark.) High School
- Joined the Razorbacks football program rated as the fifth-best pro-style quarterback in the nation, according to Rivals.com and the No. 3 prospect in the state by HawgSports.com
- Honored with the Landers Award, given annually to the top prep football player in the state of Arkansas
- Led Fayetteville High School to the Arkansas Class 7A state title game in 2010, finishing the season with a 10-4 record
- Threw for 3,408 yards and 38 TDs as a senior, going the entire regular season without throwing an INT
- Son of Bobby, the Razorbacks' director of high school and NFL relations, and Marcela Allen
- Younger brother, Austin, is a junior quarterback at Arkansas
- Twitter handle is @BrandonAllen_10

REGULAR SEASON CAREER STATISTICS

PASSING

YEAR	TEAM	P/S	COMP	ATT	PCT	YDS	AVG	TD	INT	SK	RTG
2016	JAX	0/0	0	0	0.00	0	0.0	0	0	0	0
NFL totals: 1 yr.		0/0	0	0	0.0	0	0.0	0	0	0	0

RUSHING

YEAR	TEAM	W-L	ATT	YDS	AVG	TD
2016	JAX	0-0	0	0	0.0	0
NFL totals: 1 yr.		0-0	0	0	0.0	0

2016 GAME-BY-GAME STATISTICS

PASSING

DATE	OPP	P/S	COMP	ATT	PCT	YDS	AVG	TD	INT	SK	RTG
09/11	vs. G.B.					ina					
09/18	at S.D.					ina					
09/25	vs. BAL					ina					
10/02	vs. IND					ina					
		BYE WEEK									
10/16	at CHI					ina					
10/23	vs. OAK					ina					
10/27	at TEN					ina					
11/06	at K.C.					ina					
11/13	vs. HOU					ina					
11/20	at DET					ina					
11/27	at BUF					ina					
12/04	vs. DEN					ina					
12/11	vs. MIN					ina					
12/18	at HOU					ina					
12/24	vs. TEN					ina					
01/01	at IND					ina					

2016 totals:

RUSHING

DATE	OPP	W/L	ATT	YDS	AVG	TD
09/11	vs. G.B.			ina		
09/18	at S.D.			ina		
09/25	vs. BAL			ina		
10/02	vs. IND			ina		
		BYE WEEK				
10/16	at CHI			ina		
10/23	vs. OAK			ina		
10/27	at TEN			ina		
11/06	at K.C.			ina		
11/13	vs. HOU			ina		
11/20	at DET			ina		
11/27	at BUF			ina		
12/04	vs. DEN			ina		
12/11	vs. MIN			ina		
12/18	at HOU			ina		
12/24	vs. TEN			ina		
01/01	at IND			ina		


2016 totals:

PLAYER BIOS

93

TYSON ALUALU

DEFENSIVE END
6-3 309 LBS.
CALIFORNIA
BORN MAY 12, 1987
HONOLULU, HAWAII
ACQ: 1ST ROUND OF 2010 DRAFT (10TH)
EXP: 7TH YEAR



TRANSACTIONS

- Originally drafted by Jacksonville in the first round (10th overall) of the 2010 draft

PRO (Games played/started - 110/87)

- Played in 96 consecutive games to start career, tied for the third-longest streak for consecutive games played in franchise history
- Former first-round pick started 64 consecutive games (48 at DT, 16 at DE) to begin his career, tied for the sixth-longest streak for consecutive starts in franchise history
- Was the only defensive player to start all 16 games for the Jaguars from 2010-13
- Became first player drafted by the Jaguars from the University of California and was highest drafted player in school history since **Andre Carter** (seventh overall pick by San Francisco in 2001)

2016 (w/ JAX - 14/10)

- 9/11 vs. G.B.:** Inactive
- 9/18 at S.D.:** Inactive
- 9/25 vs. BAL:** Started at DE and made two tackles (one solo)
- 10/2 vs. IND:** Started at DE and made two tackles (one solo), including his first sack since 12/6/15 at TEN
- 10/16 at CHI:** Made two solo tackles at DE ... Saw action at FB on RB **Chris Ivory's** fourth-quarter rushing TD
- 10/23 vs. OAK:** Played in his 100th game, making two solo tackles
- 10/27 at TEN:** Started at DE and made three tackles (two solo), including one tackle for loss
- 11/6 at K.C.:** Started at DE and made one tackle for loss
- 11/13 vs. HOU:** Saw time at DE and made four solo tackles
- 11/20 at DET:** Saw action at DE and recorded two tackles (one solo) and one sack
- 11/27 at BUF:** Started at DE and made five tackles (four solo), including 0.5 sack
- 12/4 vs. DEN:** Started at DE and made three solo tackles, including one tackle for loss
- 12/11 vs. MIN:** Started at DE and made three solo tackles
- 12/18 at HOU:** Started at DE and made four tackles (three solo), and one forced fumble at the goal line
- 12/24 vs. TEN:** Started at DE and made two tackles (one solo)
- 1/1 at IND:** Started at DE and recorded one solo tackle

2015 (w/ JAX - 16/13)

- Played in all 16 games (13 starts) for the sixth consecutive season, totaling 26 tackles (18 solo), six tackles for loss, two sacks and two passes defended
- 9/20 vs. MIA:** Made one tackle (one solo) and recorded one QB hurry ... Also made his first career reception for three yards to pick up a first down
 - 10/11 at T.B.:** Started at DT in his 85th consecutive game played ... Recorded four tackles (four solo), including his 20th career tackle for loss
 - 11/15 at BAL:** Recorded two tackles (one solo), including his second career fumble recovery
 - 12/6 at TEN:** Posted two tackles (two solo), two tackles for loss and 1.0 sack ... Added one reception for 16 yards
 - 12/27 at N.O.:** Started at DT, playing in his 95th consecutive game, and made two tackles (two solo), including one tackle for loss ... Blocked a fourth-quarter field goal attempt by K **Kai Forbath**

2014 (w/ JAX - 16/0)

- Played all 16 games as part of DL rotation and totaled 30 tackles (13 solo), two sacks, two tackles for loss and five QB hits
- 9/14 at WAS:** Tied for second on the team with a season-high seven tackles (three solo)
 - 10/26 vs. MIA:** Had three tackles (two solo) and one QB hit
 - 11/2 at CIN:** Totaled four assisted tackles
 - 11/30 vs. NYG:** Registered first sack of the season, taking down QB **Eli Manning** for a one-yard loss in the fourth quarter ... Finished with two QB pressures
 - 12/14 at BAL:** Had four tackles in reserve role
 - 12/28 at HOU:** Registered a sack of QB **Case Keenum** in the second quarter, his second of the season

2013 (w/ JAX - 16/16)

- Started all 16 games for the fourth consecutive season ... One of only three defensive players (DE **Jason Babin**, DT **Sen'Derrick Marks**) and five players overall to start all 16 games ... Made transition from DT to DE in offseason ... Finished with 44 tackles (34 solo), 1.5 sacks, eight QB pressures, three tackles for loss and one pass defended
- 9/8 vs. KC:** Made first career start at DE
 - 9/15 at OAK:** Produced four tackles (two solo) and split a sack with DE

Brandon Deaderick

- 9/29 vs. IND:** Sacked QB **Andrew Luck** for a 10-yard loss in the second quarter ... Added two QB hits
- 10/20 vs. SD:** Had a season-high six solo tackles on
- 12/5 vs. HOU:** Tallied three solo tackles and tied for the team-lead with two QB hits
- 12/15 vs. BUF:** Matched his season-high with six tackles (four solo), one tackle for loss and one QB hit

2012 (w/ JAX - 16/16)

- Started all 16 games for the third consecutive season ... Produced a career-high 82 tackles (36 solo) and led team with 3.5 sacks ... Added three tackles for loss and 13 QB pressures
- 9/9 at MIN:** Recorded five tackles in the season-opener and logged his seventh career sack in the third quarter on QB **Christian Ponder**
 - 10/21 at OAK:** Had four tackles (two solo) with one QB pressure and one fumble recovery
 - 11/8 vs. IND:** Tallied seven tackles (four solo) with two QB pressures. Sacked QB **Andrew Luck** in the first quarter, his eighth career sack and second of the season
 - 12/2 at BUF:** Made 10 tackles (three solo)
 - 12/16 at MIA:** Split a sack with DE **Jason Babin** of QB **Ryan Tannehill**
 - 12/23 vs. NE:** Started at DT and made four tackles (two solo) with one sack and one QB pressure ... Sacked QB **Tom Brady** in the fourth quarter

2011 (w/ JAX - 16/16)

- Started all 16 games at DT for the second consecutive season ... Compiled 81 tackles (43 solo) along with 2.5 sacks, four tackles for loss, one fumble recovery and two passes defended ... Ranked second on the club with 22 QB pressures ... One of eight players to start all 16 games (one of only five defensive players)
- 9/25 at CAR:** Established a career-high 11 tackles along, with two tackles for loss and one pass defended
 - 10/6 at PIT:** Sacked QB **Ben Roethlisberger** for a three-yard loss in the fourth quarter and totaled six tackles
 - 10/30 at HOU:** Tied his career-high with 11 tackles and added two QB pressures
 - 11/13 at IND:** Recovered a fumble by QB **Dan Orlovsky** in the fourth quarter which led to a Jaguars TD which sealed the victory
 - 11/20 at CLE:** Split a sack with LB **Russell Allen** on QB **Colt McCoy** in the fourth quarter
 - 12/11 vs. TB:** Produced three solo tackles, one sack and one QB pressure

2010 (w/ JAX - 16/16)

- Started all 16 games as a rookie at DT, joining 2009 third-round pick **Terrance Knighton** as the only two DL in franchise history to accomplish the feat ... Ranked tied for second on team with 3.5 sacks and third with seven tackles for loss ... Totaled 77 tackles (50 solo), three passes defended and 20 QB pressures
- 9/12 vs. DEN:** Only rookie to start on opening day for the Jaguars and finished with seven tackles, one QB hit and first career sack ... Sacked QB **Kyle Orton** for a six-yard loss in the second quarter
 - 9/26 vs. PHI:** Recorded eight tackles and split a sack with Knighton in the third quarter
 - 10/31 at DAL:** Compiled six tackles, one sack, one tackle for loss and two QB hits
 - 11/21 vs. CLE:** Registered a sack for the second time in three games

COLLEGE (at California, 2006-09)

- Four-year letterman, playing in 52 games with 40 starts
- Never missed a game and started 39 consecutive games to complete his career
- Career totals include 195 tackles, 26 tackles for loss, 16 sacks, seven passes defended, four forced fumbles and four fumble recoveries
- Three-time winner of the Brick Muller Award as team's most valuable DL

PERSONAL

- Married (Desire) with sons, Tyree, Tydes and Tyten; and daughter, Dereon
- Attended St. Louis High School in Honolulu; School also produced current NFL players C **Dominic Raiola** (Detroit) and former NFL players FB **Chris Fuamatu-Ma'afala** and C **Olin Kreutz** among others
- Ranked as No. 2 player in state in 2005 by Rivals.com
- Parents are Ta'avao and Levaa'i Alualu
- Has seven sisters: Taimane-Ruta, Tanya, Tasia, Tatiana, Timena, Trinity and Trust, and one brother, Tupu
- Fourth member of his family to play college football; His uncle, Tupu Alualu played at Hawaii, cousin Ben Alualu played at Arizona and cousin, Tyrone lualu, played at Laney College
- Lives by the motto "God first, and everything else will fall into place"
- Full name: Tyson Asi Alualu.

CAREER HIGHS

	GAME	SEASON
Tackles:	11 (two times, last: 10/30/11 at HOU)	82 (2012)
Sacks:	1.0 (15 times, last: 10/20/16 at DET)	3.5 (2010 & 2012)
Tackles for loss:	2.0 (four times, last: 12/6/15 at TEN)	7 (2010)
Passes defended:	2 (12/26/10 vs. WAS)	3 (2010)
Fumble recoveries:	1 (two times, last: 11/15/15 at BAL)	1 (2011 & 2015)

PLAYER BIOS

21 PRINCE AMUKAMARA

CORNERBACK
6-0 193 LBS.
NEBRASKA
BORN JUNE 6, 1989
LEOMINSTER, MASSACHUSETTS
ACQ: UFA (N.Y. GIANTS) 2016
EXP: 6TH YEAR



TRANSACTIONS

• Originally drafted by the N.Y. Giants in the first round (19th overall) of the 2011 NFL Draft ... Signed as an unrestricted free agent by Jacksonville on 3/11/16

PRO (Games played/started - 69/57, 4/0)

• Sixth-year CB joined the Jaguars as an unrestricted free agent prior to the 2016 season

2016 (w/ JAX - 14/12)

- **9/11 vs. G.B.:** Started at RCB in the team's season opener and tallied two solo tackles and one pass defended
- **9/18 at S.D.:** Inactive (hamstring)
- **9/25 vs. BAL:** Inactive (hamstring)
- **10/2 vs. IND:** Saw 53 snaps at CB and made three solo tackles, including one tackle for loss
- **10/16 at CHI:** Started at LCB and made four solo tackles, and one pass defended
- **10/23 vs. OAK:** Started at LCB and made a season-high seven solo tackles
- **10/27 at TEN:** Saw action at CB and made four solo tackles
- **11/6 at K.C.:** Started at LCB and made three solo tackles, and one pass defended
- **11/13 vs. HOU:** Made his 50th career start at LCB and made two solo tackles
- **11/20 at DET:** Started at LCB and made one solo tackle
- **11/27 at BUF:** Started at LCB and made five solo tackles
- **12/4 vs. DEN:** Started at LCB and made five solo tackles
- **12/11 vs. MIN:** Started at LCB and made four solo tackles
- **12/18 at HOU:** Started at LCB and made two solo tackles
- **12/24 vs. TEN:** Started at LCB and made two solo tackles and a season-high two passes defended
- **1/1 at IND:** Started at LCB and made five tackles (two solo) and had one pass defended

2015 (w/ NYG - 11/10)

Played in 11 games with 10 starts and totaled 63 tackles (55 solo), nine passes defended, one interception, one forced fumble and one fumble recovery ... Missed five games due to a pectoral injury

- **9/13 at DAL:** Started at RCB and recorded eight tackles
- **9/24 vs. WAS:** Started at RCB and recorded eight tackles, three passes defended and snagged an interception
- **10/4 at BUF:** Started at RCB and registered six tackles (five solo), one pass defended, one forced fumble and one fumble recovery

2014 (w/ NYG - 8/8)

Started each of the season's first eight games at RCB ... Suffered a torn right bicep on 11/3 vs. Indianapolis and was put on injured reserve after successful surgery ... Finished the season with 46 tackles (37 solo), a career-high three interceptions and 11 passes defended

- **9/8 at DET:** Had eight tackles (four solo) and two passes defended
- **9/14 vs. ARI:** Had a season-high nine tackles (eight solo) and a pass defended
- **9/21 vs. HOU:** Contributed five tackles (four solo) and an interception
- **9/25 at WAS:** Had three solo tackles and in interception return for 11 yards
- **10/19 at DAL:** Recorded seven tackles and an interception

2013 (w/ NYG - 16/16)

Started every game at RCB for the first time in his career ... Finished fourth on the team with 83 tackles (72 solo) and was second with 14 passes defended ... Also had an interception and two forced fumbles

- **9/15 vs. DEN:** Credited with a season-high eight solo tackles
- **12/29 vs. WAS:** Contributed five tackles (four solo) and two passes defended

2012 (w/ NYG - 13/11)

Played in 13 games with 11 starts at RCB ... Finished the season with 59 tackles (44 solo), an interception and six passes defended

- **9/30 at CAR:** Made his first career start and had a tackle and pass defended
- **10/14 at S.F.:** Led team with six tackles and three passes defended and tallied an interception off of QB Alex Smith on the first play of the second quarter
- **11/11 at CIN:** Posted a team- and career-high 10 tackles (seven solo)

2011 (w/ NYG - 7/0, 4/0)

Played in the final seven regular season games and all four postseason contests ... His season was cut in half because of a fractured foot suffered in first training camp practice on 8/6 ... Was inactive for the season's first nine games ... Finished with 14 tackles (12 solo), one interception, three passes defended and a fumble recovery ...

In the postseason, had three tackles (two solo)

- **11/20 vs. PHI:** Made NFL debut ... On his second play, intercepted QB Vince Young and finished with five solo tackles
- **2/5 vs. N.E.:** Credited with one solo tackle in Super Bowl XLVI

COLLEGE (at Nebraska, 2007-10)

- Played in 49 games with 31 starts, starting 16 games at RCB and 15 at LCB
- Career totals include 161 tackles (100 solo), five interceptions, 26 passes defended, four sacks, six tackles for loss, three forced fumbles and one fumble recovery
- As a senior, was a unanimous All-America selection and All-Big 12 Conference first-team choice
- Named Big 12 Defensive Player of the Year, joining Ndamukong Suh and Grant Wistrom as the only Cornhuskers to win the award
- The defensive captain started all 14 games at LCB and ranked sixth on the team with 59 tackles (36 solo), including one sack

PERSONAL

- Starred at Apollo High School (Glendale, Ariz.) and named the state's player of the year by the Arizona Republic and All-Arizona Informant Offensive Player of the Year as a senior
- Two-way starter at running back, rushing for nearly 50 touchdowns and 3,389 yards over his final two seasons, adding 664 receiving yards and 125 tackles
- Helped the Apollo basketball team win three straight Class 4A state titles
- A member of the track and field squad, where he won the Class 4A state titles in both the 100-meter and 200-meter dashes as a senior
- Married (Pilar) with a daughter Princess Paisley and a son, Princeton
- Family comes from royal bloodlines in Nigeria, as his great grandfather was the king of the Awo-Omamma in Iwo State of Nigeria, while Romanus Amukamara was chief
- Has five sisters whose names are Princess, Precious, Promise, Peace and Passionate
- Twitter handle is @PrinceAmukamara

REGULAR SEASON CAREER STATISTICS											
YEAR	TEAM	GP/GS	TKL	SOLO	ASST	SACKS	FF	FR	PD	INT	
2011	NYG	7/0	14	12	2	0.0	0	1	3	1	
2012	NYG	13/11	59	45	14	0.0	0	0	6	1	
2013	NYG	16/16	83	72	11	0.0	2	0	14	1	
2014	NYG	8/8	46	37	9	0.0	0	0	11	3	
2015	NYG	11/10	63	55	8	0.0	1	1	9	1	
2016	JAX	14/12	49	46	3	0.0	0	0	5	0	
NFL totals: 6 yrs. 69/57			310	271	39	0.0	3	2	48	7	

POSTSEASON CAREER STATISTICS											
YEAR	TEAM	GP/GS	TKL	SOLO	ASST	SACKS	FF	FR	PD	INT	
2011	NYG	4/0	3	2	1	0.0	0	0	0	0	
NFL totals: 5 yrs. 4/0			3	2	1	0.0	0	0	0	0	

CAREER HIGHS		
	GAME	SEASON
Tackles:	10 (11/11/12 at CIN)	83 (2013)
Interceptions:	1 (seven times, last: 9/25/15 at WAS)	3 (2014)
Forced fumbles:	1 (three times, last: 10/4/15 at BUF)	2 (2013)
Fumble recoveries:	1 (two times, last: 10/4/15 at BUF)	1 (2011 & 2015)
Passes defended:	3 (two times, last: 9/24/15 vs. WAS)	14 (2013)

2016 GAME-BY-GAME STATISTICS											
DATE	OPP	TKL	SOLO	ASST	ST	SACKS	FF	FR	PD	INT	
09/11	vs. Green Bay	2	2	0	0	0.0	0	0	1	0	
09/18	at San Diego				ina						
09/25	vs. Baltimore				ina						
10/02	vs. Indianapolis	3	3	0	0	0.0	0	0	0	0	
BYE WEEK											
10/16	at Chicago	4	4	0	0	0.0	0	0	1	0	
10/23	vs. Oakland	7	7	0	0	0.0	0	0	0	0	
10/27	at Tennessee	4	4	0	0	0.0	0	0	0	0	
11/06	at Kansas City	3	3	0	0	0.0	0	0	1	0	
11/13	vs. Houston	2	2	0	0	0.0	0	0	0	0	
11/20	at Detroit	1	1	0	0	0.0	0	0	0	0	
11/27	at Buffalo	5	5	0	0	0.0	0	0	0	0	
12/04	vs. Denver	5	5	0	0	0.0	0	0	0	0	
12/11	vs. Minnesota	4	4	0	0	0.0	0	0	0	0	
12/18	at Houston	2	2	0	0	0.0	0	0	0	0	
12/24	vs. Tennessee	2	2	0	0	0.0	0	0	2	0	
01/01	at Indianapolis	5	2	3	0	0.0	0	0	1	0	
2016 totals:		49	46	3	0	0.0	0	0	6	0	

PLAYER BIOS

2015 GAME-BY-GAME STATISTICS									
DATE	OPP	TKL	SOLO	ASST	SACKS	FF	FR	PD	INT
09/13	at Dallas	8	6	2	0.0	0	0	0	0
09/20	vs. Atlanta	4	4	0	0.0	0	0	1	0
09/24	vs. Washington	8	6	2	0.0	0	0	3	1
10/04	at Buffalo	6	5	1	0.0	1	1	2	0
10/11	vs. San Francisco	6	5	1	0.0	0	0	1	0
10/29	at Philadelphia				ina				
10/25	vs. Dallas				ina				
11/01	at New Orleans				ina				
11/08	at Tampa Bay				ina				
11/15	vs. New England				ina				
BYE WEEK									
11/29	at Washington	4	3	1	0.0	0	0	0	0
12/06	vs. N.Y. Jets	5	4	1	0.0	0	0	0	0
12/14	at Miami	5	5	0	0.0	0	0	0	0
12/20	vs. Carolina	7	7	0	0.0	0	0	2	0
12/27	at Minnesota	6	6	0	0.0	0	0	1	0
01/03	vs. Philadelphia	4	4	0	0.0	0	0	0	0
2015 totals:		63	55	8	0.0	1	1	10	1

2012 GAME-BY-GAME STATISTICS									
DATE	OPP	TKL	SOLO	ASST	SACKS	FF	FR	PD	INT
09/05	vs. Dallas				ina				
09/16	vs. Tampa Bay				ina				
09/20	at Carolina	1	1	0	0.0	0	0	1	0
09/30	at Philadelphia	5	3	2	0.0	0	0	1	0
10/07	vs. Cleveland	2	1	1	0.0	0	0	0	0
10/14	at San Francisco	6	5	1	0.0	0	0	3	1
10/21	vs. Washington	6	5	1	0.0	0	0	1	0
10/28	at Dallas	8	6	2	0.0	0	0	0	0
11/04	vs. Pittsburgh	3	2	1	0.0	0	0	0	0
11/11	at Cincinnati	10	7	3	0.0	0	0	0	0
BYE WEEK									
11/25	vs. Green Bay	3	3	0	0.0	0	0	0	0
12/03	at Washington	7	5	2	0.0	0	0	0	0
12/09	vs. New Orleans	2	2	0	0.0	0	0	0	0
12/16	at Atlanta				ina				
12/23	at Baltimore	0	0	0	0.0	0	0	0	0
12/30	vs. Philadelphia	4	4	0	0.0	0	0	0	0
2012 totals:		57	44	13	0.0	0	0	6	1

2014 GAME-BY-GAME STATISTICS									
DATE	OPP	TKL	SOLO	ASST	SACKS	FF	FR	PD	INT
09/08	at Detroit	8	4	4	0.0	0	0	2	0
09/14	vs. Arizona	9	8	1	0.0	0	0	1	0
09/21	vs. Houston	5	4	1	0.0	0	0	2	1
09/25	at Washington	3	3	0	0.0	0	0	2	1
10/05	vs. Atlanta	4	3	1	0.0	0	0	2	0
10/12	at Philadelphia	6	5	1	0.0	0	0	0	0
10/19	at Dallas	7	7	0	0.0	0	0	2	1
BYE WEEK									
11/03	vs. Indianapolis	3	3	0	0.0	0	0	0	0
11/09	at Seattle				IR				
11/16	vs. San Francisco				IR				
11/23	vs. Dallas				IR				
11/30	at Jacksonville				IR				
12/07	at Tennessee				IR				
12/14	vs. Washington				IR				
12/21	at St. Louis				IR				
12/28	vs. Philadelphia				IR				
2014 totals:		45	37	8	0.0	0	0	11	3

2011 GAME-BY-GAME STATISTICS									
DATE	OPP	TKL	SOLO	ASST	SACKS	FF	FR	PD	INT
09/11	at Washington				ina				
09/19	vs. St. Louis				ina				
09/25	at Philadelphia				ina				
10/02	at Arizona				ina				
10/09	vs. Seattle				ina				
10/16	vs. Buffalo				ina				
BYE WEEK									
10/30	vs. Miami				ina				
11/06	at New England				ina				
11/13	at San Francisco				ina				
11/20	vs. Philadelphia	5	5	0	0.0	0	0	1	1
11/28	at New Orleans	1	1	0	0.0	0	1	0	0
12/04	vs. Green Bay	2	0	2	0.0	0	0	0	0
12/11	at Dallas	4	4	0	0.0	0	0	0	0
12/18	vs. Washington	2	2	0	0.0	0	0	1	0
12/24	at N.Y. Jets	0	0	0	0.0	0	0	0	0
01/01	vs. Dallas	0	0	0	0.0	0	0	0	0
2011 totals:		14	12	2	0.0	0	1	2	1

2013 GAME-BY-GAME STATISTICS									
DATE	OPP	TKL	SOLO	ASST	SACKS	FF	FR	PD	INT
09/08	at Dallas	5	3	2	0.0	0	0	1	0
09/15	vs. Denver	8	8	0	0.0	1	0	1	0
09/22	at Carolina	6	5	1	0.0	0	0	1	0
09/29	at Kansas City	3	2	1	0.0	0	0	2	1
10/06	vs. Philadelphia	2	2	0	0.0	0	0	0	0
10/10	at Chicago	7	6	1	0.0	0	0	0	0
10/21	vs. Minnesota	6	5	1	0.0	0	0	0	0
10/27	at Philadelphia	7	5	2	0.0	1	0	0	0
BYE WEEK									
11/10	vs. Oakland	3	3	0	0.0	0	0	0	0
11/17	vs. Green Bay	7	6	1	0.0	0	0	0	0
11/24	vs. Dallas	5	5	0	0.0	0	0	1	0
12/01	at Washington	5	5	0	0.0	0	0	2	0
12/08	at San Diego	7	5	2	0.0	0	0	0	0
12/15	vs. Seattle	3	3	0	0.0	0	0	2	0
12/22	at Detroit	4	4	0	0.0	0	0	1	0
12/29	vs. Washington	5	4	1	0.0	0	0	2	0
2013 totals:		83	70	13	0.0	2	0	13	1

01/08	vs. Atlanta	2	1	1	0.0	0	0	0	0
01/15	at Green Bay	0	0	0	0.0	0	0	0	0
01/22	at San Francisco	0	0	0	0.0	0	0	0	0
02/05	at New England	1	1	0	0.0	0	0	0	0
Postseason totals:		3	2	1	0.0	0	0	0	0

PLAYER BIOS

36

JOE BANYARD

RUNNING BACK
5-10 223 LBS.
TEXAS-EL PASO
BORN NOVEMBER 12, 1988
SWEETWATER, TEXAS
ACQ: FREE AGENT 2016
EXP: 4TH YEAR



TRANSACTIONS

Originally signed by Jacksonville as a rookie free agent on 4/30/12 ... Waived on 5/14/12 ... Signed by New Orleans on 6/7/12 ... Waived on 9/10/12 ... Signed by Minnesota to the practice squad on 11/27/12 ... Promoted to the active roster on 12/21/13 ... Placed on the practice squad on 8/31/14 ... Promoted to the active roster on 9/13/14 ... Waived on 8/30/15 ... Signed by Jacksonville to the practice squad on 10/14/15 ... Promoted to the active roster on 10/21/15

PRO (Games played/started - 24/0)

• Fourth-year RB has seen action in 24 games in Minnesota and Jacksonville, as well as several weeks on the teams' practice squads

2016 (w/ JAX - 1/0)

• **1/1 at IND:** Made his 2016 Jaguars debut on special teams and rushed twice for seven yards

2015 (w/ JAX - 5/0)

Saw action in five games and made four special teams tackles

- **12/6 at TEN:** Made his Jaguars debut and saw action on special teams
- **12/20 vs. ATL:** Saw action on special teams and made three special teams tackles
- **1/3 at HOU:** Saw action on special teams and made one special teams tackle

2014 (w/ MIN - 15/0)

Was elevated from the Vikings practice squad following Week 1 and appeared in the remaining 15 games mostly playing on special teams

- **11/23 vs. G.B.:** Received his first NFL carry and totaled five rushes for 26 yards while setting a career-high with three receptions for 19 yards
- **12/23 vs. CHI:** Rushed a career-high six times for 20 yards

2013 (w/ MIN - 3/0)

Was released during final cuts of training camp and then brought back to the Vikings practice squad from Week 2 until being signed to the 53-man roster for the final three games of the season

- **12/15 vs. PHI:** Made his career debut
- **12/22 at CIN:** Had one catch for 11 yards at Cincinnati

2012 (w/N.O. & MIN - 0/0)

• Joined Vikings practice squad where he spent the remaining five weeks of the regular season and playoff week
• Spent opening week of the regular season with New Orleans after spending preseason and training camp with the club

COLLEGE (at TCU, 2008; at Texas El-Paso, 2009-2011)

- Started 14 of his 25 career games at UTEP after transferring from TCU
- Ran for 1,455 career yards with 14 TDs for the Miners
- Did not see action at TCU
- Named to the Conference USA Commissioners Honor Roll
- Earned degree in multidisciplinary studies with an emphasis on forensic science

PERSONAL

- Earned Honorable Mention 3A All-State honors as a DB at Sweetwater (Texas) High
- Ran for over 1,200 yards and 21 TDs in his senior season
- Competed in track and powerlifting in high school
- Went to state track meet in the 4x100, 4x200 and 4x400
- Aspires to a career in the FBI or law enforcement following football
- Two younger brothers, Nick, who plays basketball at Illinois State, and D'onte Cole, who attends Texas Tech
- Hunted rattlesnakes in the annual Rattlesnake Roundup in Sweetwater
- Twitter handle is @Banyard_J

REGULAR SEASON CAREER STATISTICS

YEAR	TEAM	GP/GS	RUSHING					RECEIVING				
			NO	YDS	AVG	LG	TD	NO	YDS	AVG	LG	TD
2013	MIN	3/0	0	0	0.0	0	0	1	11	11.0	11	0
2014	MIN	15/0	21	88	4.2	16	0	9	62	6.9	12	0
2015	JAX	5/0	0	0	0.0	0	0	0	0	0.0	0	0
2016	JAX	1/0	0	0	0.0	0	0	0	0	0.0	0	0
NFL totals: 4 yrs.		24/0	21	88	4.2	16	0	10	73	7.3	12	0

CAREER HIGHS

	GAME	SEASON
Rushes	6 (12/23/15 vs. CHI)	21 (2014)
Rushing yards:	26 (11/23/14 vs. G.B.)	88 (2014)
Receptions:	3 (11/23/14 vs. G.B.)	9 (2014)
Receiving yards:	19 (11/23/14 vs. G.B.)	73 (2014)

PLAYER BIOS

68

KELVIN BEACHUM

OFFENSIVE LINEMAN
6-3 303 LBS.
SOUTHERN METHODIST
BORN JUNE 8, 1989
MEXIA, TEXAS
ACQ: UFA (PITTSBURGH) 2016
EXP: FIFTH YEAR



• **12/28 vs. CLE:** Was part of an offensive line that allowed one sack or less for the third straight game

2012 (w/ PIT - 7/5)

Appeared in seven games, and started the final five contests at RT as a rookie

- **9/23 at OAK:** Saw action on special teams and on the offensive line for the first time in his career, filling in at RT for injured RT **Marcus Gilbert** and **Mike Adams**
- **12/2 at BAL:** Made his first career start at RT for the injured Adams

COLLEGE (at Southern Methodist, 2007-11)

- Started all 52 games in four seasons
- As a senior, was named to Conference USA All-Academic team and selected to the Lombardi Award and Outland Award watch lists
- Named first-team Conference USA after his junior season
- Redshirted his first season in 2007

PERSONAL

- Attended Mexia (Texas) High School where he was named first-team All-District 19-3A as a senior and second-team All-District as a junior
- Allowed only one sack in 2006
- Averaged a double-double in basketball
- Son of Kelvin, Sr. and Culetta Beachum
- Full name: Kelvin Lee Beachum Jr.
- Twitter handle is @KelvinBeachumJr

TRANSACTIONS

Originally drafted by Pittsburgh in the seventh round (248th overall) of the 2012 NFL Draft ... Signed by Jacksonville as an unrestricted free agent on 3/16/16

PRO (Games played/started - 59/54, 1/1)

- In four NFL seasons, has appeared at LT, RT and TE

2016 (w/ JAX - 15/15)

- **9/11 vs. G.B.:** Made his Jaguars debut, starting at LT
- **9/18 at S.D.:** Started at LT before exiting the game in the third quarter with a concussion
- **9/25 vs. BAL:** Inactive (concussion)
- **10/2 vs. IND:** Returned from injury to start at LT, helping the team rush 136 yards
- **10/16 at CHI:** Started at LT
- **10/23 vs. OAK:** Started at LT in his 50th career game played
- **10/27 at TEN:** Started at LT
- **11/6 at K.C.:** Started at LT, helping the Jaguars rush for a season-high 205 yards
- **11/13 vs. HOU:** Started at LT
- **11/20 at DET:** Started at LT and was part of an offensive line that did not allow a sack
- **11/27 at BUF:** Started at LT
- **12/4 vs. DEN:** Started at LT
- **12/11 vs. MIN:** Started at LT
- **12/18 at HOU:** Started at LT
- **12/24 vs. TEN:** Started at LT
- **1/1 at IND:** Started at LT, helping the team rush for 182 yards

2015 (w/ PIT - 6/6)

Placed on the team's injured reserve due to a left knee injury on Oct. 19

- **9/10 at N.E.:** Started third straight season-opening game on the offensive line ... Was part of an offensive line that helped the Steelers have a 300-yard passer, 100-yard rusher and 100-yard receiver
- **9/20 vs. S.F.:** Was part of an offensive line that did not allow a sack and blocked for an offense that gained 453 net yards

2014 (w/ PIT - 16/16, 1/1)

Started at LT in all 16 games during the regular season ... Started at LT in postseason debut vs. Baltimore in the AFC Wild Card Game

- **9/7 vs. CLE:** Started on the offensive line that helped pave the way for RB **Le'Veon Bell** to eclipse the 100-yard rushing mark
- **9/21 at CAR:** Was part of an offensive line that allowed only one sack ... Helped block for 264 rushing yards, including two 100-yard performances from Bell and LB **LaGarrette Blount**
- **10/26 vs. IND:** Was part of an offensive line that allowed zero sacks in 49 pass attempts and allowed QB **Ben Roethlisberger** to throw for team records in completions (40), passing yards (522) and passing touchdowns (6)
- **11/02 vs. BAL:** Was part of an offensive line that helped block for Roethlisberger to throw six touchdowns and to total an NFL record 12 touchdown passes in back-to-back games
- **11/17 at TEN:** Was part of an offensive line that helped pave the way for Bell to record the fourth-highest single-game rushing total in team history (204 yards)
- **12/07 at CIN:** Was part of an offensive line that allowed zero sacks in 39 pass attempts
- **12/28 vs. CIN:** Was part of offensive line that allowed zero sacks in 38 pass attempts

2013 (w/ PIT - 15/12)

Played in 15 games, making 12 starts (11 at LT and one at TE)

- **9/8 vs. TEN:** Saw action at C in placed of injured C **Maurkice Pouncey**
- **10/13 at NYJ:** Made his first career start at LT and was part of an offensive line that helped control the football for 35:49
- **11/03 at N.E.:** Was part of an offensive line that helped the Steelers amass a season-high 479 net yards
- **11/17 vs. DET:** Was part of an offensive line that helped produce four scoring drives of 60+ yards
- **11/24 at CLE:** Member of an offensive line that did not allow a sack
- **11/28 at BAL:** Was part of an offensive line that produced touchdown drives on three of the final four possessions
- **12/22 at G.B.:** Was part of an offensive line that helped block for a Steelers' rushing attack to a gain a season-high 151 yards

PLAYER BIOS

12 ARRELIOUS BENN

WIDE RECEIVER

6-2 228 LBS.


ILLINOIS

BORN SEPTEMBER 8, 1988

WASHINGTON, D.C.

ACQ: FREE AGENT 2015

EXP: 6TH YEAR



TRANSACTIONS

Originally drafted by Tampa Bay in the second round (39th overall) of the 2010 draft ... Traded to Philadelphia on 3/15/13 ... Waived on 5/16/14 ... Signed by Philadelphia as a free agent on 5/19/14 ... Waived on 9/6/14 ... Signed by Jacksonville as a free agent on 1/5/15 ... Placed on injured reserve on 8/24/15 ... Released on 9/3/16 ... Signed on 9/4/16.

PRO (Games played/started - 52/25)

• Sixth-year WR has spent time in Tampa Bay, Philadelphia and Tampa Bay

2016 (w/ JAX - 15/0)

- **9/11 vs. G.B.:** Made his Jaguars debut and made one special teams tackle
- **9/18 at S.D.:** Had one reception for nine yards and played on special teams
- **9/25 vs. BAL:** Played 21 snaps on special teams
- **10/2 vs. IND:** Posted one reception for one yard ... Played 20 snaps on special teams and made one special teams tackle
- **10/16 at CHI:** Posted the game-winning 51-yard touchdown reception with 2:58 remaining in the fourth quarter
- **10/23 vs. OAK:** Had one reception for for 39 yards, his second consecutive game with a reception of 25+ yards
- **10/27 at TEN:** Saw action at WR and on special teams
- **11/6 at K.C.:** Had one reception for 16 yards
- **11/13 vs. HOU:** Saw action at WR and on special teams
- **11/20 at DET:** Saw action on special teams
- **11/27 at BUF:** Saw action at WR and on special teams
- **12/4 vs. DEN:** Saw action at WR and on special teams
- **12/11 vs. MIN:** Saw action at WR and on special teams in his 50th career game
- **12/18 at HOU:** Saw action at WR and on special teams, making one special teams tackle
- **12/24 vs. TEN:** Inactive (concussion)
- **1/1 at IND:** Saw action at WR and on special teams

2015 (w/ JAX - IR)

Spent training camp and preseason with Jacksonville and was placed on injured reserve on Sept. 6

2014 (w/ PHI - IR)

Spent preseason with Philadelphia and was placed on injured reserve on Aug. 29 and received an injury settlement on Sept. 6

2013 (w/ PHI - IR)

Missed the entire season with an ACL injury suffered in training camp

2012 (w/ T.B. - 8/1)

Played in eight games with one start in his final season with Tampa Bay ... Totaled four receptions for 26 yards, three rushes for 16 yards and 13 kickoff returns for 23.5-yard average ... Missed the final half of the season after being placed on injured reserve with shoulder and knee injuries

2011 (w/ T.B. - 14/14)

Started all 14 games played and produced a career-high 30 receptions for 441 yards and three TDs

- **10/16 vs. N.O.:** Registered a season-high 83 yards on three receptions including a 65-yard TD catch
- **11/20 at G.B.:** Recorded a season-high two catches of 25-plus yards and finished with 75 yards on five receptions

2010 (w/ T.B. - 15/9)

• Played in 15 games with nine starts as a rookie

• Registered 25 receptions for 395 yards and two TDs along with 35 yards on six carries

- **9/12 vs. CLE:** Made NFL debut
- **11/7 vs. ATL:** Scored his first career TD (13 yards)
- **12/12 at WAS:** Had a career-high 122 yards on four receptions and his only career 100-yard receiving game including a career-long 64-yard catch

COLLEGE (at Illinois, 2007-09)

- Three-year letterman at Illinois
- Declared for the draft following his junior season
- Ranked fourth in school history with 3,613 all-purpose yards
- Finished his career with 159 receptions for 2,221 yards and seven TDs

- Saw action as a true freshman and earned Big Ten Freshman of the Year honors

PERSONAL

- Attended Dunbar High School in Washington, D.C.
- Named USA Today first-team All-American and was also a Parade All-American Five-star player by Rivals.com and ranked as the No. 2 WR in the country by Rivals.com
- Son of Denise Benn

REGULAR SEASON CAREER STATISTICS							
YEAR	TEAM	GP/GS	RECs	YDS	AVG.	LG	TD
2010	T.B.	15/9	25	395	15.8	64	2
2011	T.B.	14/14	30	441	14.7	65t	3
2012	T.B.	8/1	4	26	6.5	9	0
2016	JAX	15/0	5	116	23.2	51t	1
NFL totals: 6 yrs.		52/25	64	978	15.3	65t	6

Additional statistics: 15 rushes for 44 yards (2.9 avg.)

CAREER HIGHS		
	GAME	SEASON
Receptions:	5 (11/20/11 at G.B.)	30 (2011)
Receiving yards:	122 (12/12/10 at WAS)	441 (2011)
Receiving touchdowns:	1 (six times, last: 10/16/16 at CHI)	3 (2011)

2016 GAME-BY-GAME STATISTICS							
DATE	OPP	RECs	YDS	AVG.	LG	TD	
09/11	vs. Green Bay	0	0	0.0	0	0	
09/18	at San Diego	1	9	9.0	9	0	
09/25	vs. Baltimore	0	0	0.0	0	0	
10/02	vs. Indianapolis	1	1	1.0	1	0	
	BYE WEEK						
10/16	at Chicago	1	51	51.0	51t	1	
10/23	vs. Oakland	1	39	39.0	39	0	
10/27	at Tennessee	0	0	0.0	0	0	
11/06	at Kansas City	1	16	16.0	16	0	
11/13	vs. Houston	0	0	0.0	0	0	
11/20	at Detroit	0	0	0.0	0	0	
11/27	at Buffalo	0	0	0.0	0	0	
12/04	vs. Denver	0	0	0.0	0	0	
12/11	vs. Minnesota	0	0	0.0	0	0	
12/18	at Houston	0	0	0.0	0	0	
12/24	vs. Tennessee	ina					
01/01	at Indianapolis	0	0	0.0	0	0	
2016 totals:		5	116	23.2	51t	1	

Additional statistics: Three special teams tackles; 16-yard kickoff return on 11/13 vs. HOU

2012 GAME-BY-GAME STATISTICS							
DATE	GAME	RECs	YDS	AVG.	LG	TD	
09/09	vs. Carolina			ina			
09/16	at N.Y. Giants	0	0	0.0	0	0	
09/23	at Dallas	1	8	8.0	8	0	
09/30	vs. Washington	3	18	6.0	9	0	
	BYE WEEK						
10/14	vs. Kansas City	0	0	0.0	0	0	
10/21	vs. New Orleans	0	0	0.0	0	0	
10/25	at Minnesota	0	0	0.0	0	0	
11/04	at Oakland	0	0	0.0	0	0	
11/11	vs. San Diego			ina			
11/18	at Carolina	0	0	0.0	0	0	
11/25	vs. Atlanta			IR			
12/02	at Denver			IR			
12/09	vs. Philadelphia			IR			
12/16	at New Orleans			IR			
12/23	vs. St. Louis			IR			
12/30	at Atlanta			IR			
2012 totals:		4	26	6.5	9	0	

Additional statistics: three rushes for 16 yards (5.3 avg.); three kick returns for 16 yards (5.3 avg.)

PLAYER BIOS



2011 GAME-BY-GAME STATISTICS

DATE	GAME	RECS	YDS	AVG.	LG	TD
09/11	vs. Detroit	4	27	6.8	10	0
09/18	at Minnesota	1	25	25.0	25T	1
09/25	vs. Atlanta	3	19	6.3	13	0
10/03	vs. Indianapolis	1	43	43.0	43	0
10/09	at San Francisco	3	46	15.3	33	0
10/16	vs. New Orleans	3	83	27.7	65T	1
10/23	vs. Chicago	0	0	0.0	0	0
	BYE WEEK					
11/06	at New Orleans	2	22	11.0	16	0
11/13	vs. Houston	2	47	23.5	33	0
11/20	at Green Bay	5	75	15.0	37	0
11/27	at Tennessee	1	-3	-3.0	-3	0
12/04	vs. Carolina	3	46	15.3	38	0
12/11	at Jacksonville	1	7	7.0	7	0
12/17	vs. Dallas			ina		
12/24	at Carolina	1	4	4.0	4T	1
12/30	at Atlanta			IR		
2011 totals:		30	441	14.7	65	3

Additional statistics: six rushes for -7 yards (-1.2 avg.)



2010 GAME-BY-GAME STATISTICS

DATE	GAME	RECS	YDS	AVG.	LG	TD
09/12	vs. Cleveland	0	0	0.0	0	0
09/19	at Carolina	0	0	0.0	0	0
09/26	vs. Pittsburgh	3	33	11.0	13	0
	BYE WEEK					
10/10	at Cincinnati	2	25	12.5	18	0
10/17	vs. New Orleans	1	9	9.0	9	0
10/24	vs. St. Louis	1	9	9.0	9	0
10/31	at Arizona	1	53	53.0	53	0
11/07	at Atlanta	1	14	14.0	14T	1
11/14	vs. Carolina	2	29	14.5	21	1
11/21	at San Francisco	2	14	7.0	7	0
11/28	at Baltimore	3	9	3.0	9	0
12/05	vs. Atlanta	1	28	28.0	28	0
12/12	at Washington	4	122	30.5	64	0
12/19	vs. Detroit	3	34	11.3	13	0
12/26	vs. Seattle	1	16	16.0	16	0
2010 totals:		25	395	15.8	64	2

Additional statistics: six rushes for 25 yards (5.8 avg.)

PLAYER BIOS

5 BLAKE BORTLES

QUARTERBACK

6-5 236 LBS


CENTRAL FLORIDA

BORN APRIL 28, 1992

OVIDO, FLORIDA

ACQ: 1ST ROUND OF 2014 DRAFT (3RD)

EXP: 3RD YEAR



TRANSACTIONS

Originally drafted by Jacksonville in the first round (3rd overall) of the 2014 draft

PRO (Games played/started - 46/45)

• Ranks third in career passing yards (11,241), pass attempts (1,706), pass completions (1,003), passing touchdowns (69) and third in completion percentage (58.7) in franchise history
• The first player in franchise history to have multiple games with four-plus passing TDs (three games)

2016 (w/ JAX - 16/16)

- **9/11 vs. G.B.:** Completed 24-of-39 passes (61.5 comp. pct.) for 320 yards, one TD and one INT for an 85.4 passer rating ... His 187 first-half passing yards were most for his career ... His 320 yards are the most by a Jaguars QB on kickoff weekend in franchise history
- **9/18 at S.D.:** Completed 31-of-50 passes (62.0 comp. pct.) for 329 yards, two TDs and two INTs for a 77.8 passer rating
- **9/25 vs. BAL:** Completed 24-of-38 passes (63.2 comp. pct.) for 194 yards, two TDs and three INTs for a 60.6 passer rating ... Eclipsed 50 career passing TDs in his 33rd career game, becoming the fastest Jaguars QB to 50 career passing TDs, surpassing the previous mark set by **Mark Brunell** (41 games)
- **10/2 vs. IND:** Completed 19-of-33 passes (57.6 comp. pct.) for 207 yards and two TDs ... Posted a season-best 96.4 passer rating ... Rushed seven times for 36 yards and his third career rushing TD
- **10/16 at CHI:** Completed 20 of 33 passes (60.6 comp. pct.) for 271 yards, one TD and one INT for an 84.3 passer rating ... Trailing 16-10 with 3:18 remaining in the fourth quarter, Bortles engineered a four-play, 78-yard drive that culminated in a 51-yard TD pass to WR **Arrelious Benn** with 2:58 remaining ... The victory marked Bortles' fifth come-from-behind fourth-quarter victory
- **10/23 vs. OAK:** Accounted for 279 yards of offense, completing 23 of 42 passes (53.5 comp. pct.) for 246 yards, one TD and two INTs for a 58.9 passer rating, as well as rushing for 33 yards on five carries
- **10/27 at TEN:** Completed 33-for-54 passes (61.1 comp. pct.) for 337 yards and three TDs for a 97.5 passer rating
- **11/6 at K.C.:** Completed 22-for-41 passes (53.7 comp. pct.) for 252 yards, two TDs and one INT
- **11/13 vs. HOU:** Completed 32-of-49 passes (65.3 comp. pct.) for 265 yards, two TDs and one INT for an 84.1 passer rating
- **11/20 at DET:** Completed 22-of-35 passes (62.9 comp. pct.) for 202 yards, two TDs and two INTs
- **11/27 at BUF:** Completed 13-of-26 passes (50.0 comp. pct.) for 126 yards and two TDs ... Ran for a career-high, team-high 81 yards
- **12/4 vs. DEN:** Completed 19-of-42 passes (45.2 comp. pct.) for 181 yards and two INTs ... Rushed two times for 29 yards, including a 22-yard TD run
- **12/11 vs. MIN:** Completed 23-of-37 passes (62.2 comp. pct.) for 257 yards and one TD for a 91.8 passer rating ... Rushed three times for 13 yards
- **12/18 at HOU:** Completed 12-of-28 passes for 92 yards and one INT ... Rushed two times for one TD
- **12/24 vs. TEN:** Completed 26-of-38 passes for 325 yards and one TD ... His 103.5 passer rating was a season-high and his best mark since he posted a 124.5 passer rating at New Orleans on Dec. 27, 2015 ... Also had a receiving TD on a throw-back pass from WR **Marqise Lee**, becoming the first player in NFL history to record 300-plus passing yards and at least one receiving TD
- **1/1 at IND:** Completed 25-of-39 passes for 301 yards, one touchdown and posted a 96.2 passer rating ... Threw for 300+ yards in back-to-back games for the second time this season and for the fourth time in his career

2015 (w/ JAX - 16/16)

Completed 355 of 606 passes (58.6 comp. pct.) for 4,428, 35 TDs and 18 INTs for an 88.2 passer rating ... Set single-season franchise records for yards, completions, attempts and touchdowns ... Threw a TD in 15 straight games from 9/13/15 to 12/27/15, the longest streak in franchise history ... Threw for the NFL's second-most passing TDs (35) in 2015, behind only New England's **Tom Brady** ... Joins **Dan Marino** (1984) as the only first- or second-year QBs in NFL history to throw for 4,400-plus yards and 35-plus TDs in a single season ... Became the youngest QB in NFL history to throw for 4,000-plus yards and 35-plus TDs and rush for 300-plus yards in a season. ... The only other players in NFL history to achieve the feat are **Daunte Culpepper** (2004) and **Steve Young** (1998) ... Finished the season with 72 completions of 20-plus yards, the most in the NFL and the most in a season in Jaguars history (the previous record for completions of 20-plus yards by a Jaguars QB was 44, set by **Mark Brunell** in 1997 and 2001 and **David Garrard** in 2004) ... Threw for 300-plus yards on

six occasions in 2015, tied for the most 300-yard passing games by a Jaguars QB in a single season ... Youngest QB in NFL history to throw for at least 25 TDs and rush for at least one TD in a single season

- **9/13 vs. CAR:** Became the second QB in franchise history to start on opening day before turning 24 years old ... Completed 22-of-40 for 183 yards and 1 TD, while also rushing four times for 26 yards (6.5 rush avg.) ... Surpassed 3,000 career passing yards on a 6-yard TD completion to **Rashad Greene** in the second quarter ... His 22 completions are tied for the seventh-most in a season opener in franchise history
- **9/20 vs. MIA:** Completed 18-of-33 for 273 yards and two TDs ... Captained his second career fourth-quarter game-winning drive, marching the Jaguars 66 yards on nine plays to set up K **Jason Myers'** game-winning 28-yard FG with :40 left
- **10/4 at IND:** Completed 28-of-50 passes (56.0 comp. pct.) for 298 yards and one TD for an 80.2 passer rating ... The 50 pass attempts by Bortles were the most of his career and the fifth-most in franchise history ... Joins **Byron Leftwich** (54), **Mark Brunell** (52, 50) and **Chad Henne** (51, 51) as the only players in Jaguars history to register 50-plus pass attempts in a single game
- **10/11 at T.B.:** Completed 23-of-33 passes (69.7 comp. pct.) for 303 yards, four TDs and one INT ... First time in Bortles' 19-game career that he threw three or more touchdowns ... Bortles joins **Mark Brunell** (11/29/98), **David Garrard** (10/31/10), **Quinn Gray** (12/30/07) and **Chad Henne** (11/18/12) as the only Jaguars quarterbacks to throw for four touchdowns in a single game
- **10/18 vs. HOU:** Completed 30-of-53 passes for 331 yards, three TDs and three INTs ... His 53 pass attempts were the second-most in franchise history and most since **Byron Leftwich** recorded 54 on 10/10/04 at San Diego ... Has thrown for 300+ yards in back-to-back games for the first time in his career
- **10/25 vs. BUF:** Completed 13-of-29 passes for 182 yards, 2 TDs and one INT ... Threw a 31-yard game-winning touchdown pass to WR **Allen Hurns** with 2:25 remaining in the fourth quarter
- **11/8 at NYJ:** Completed 24 of 40 passes for a career-high 381 yards, two TDs and two INTs ... 381 passing yards were fourth-most in franchise history ... Joins **Mark Brunell** as the only QBs in franchise history to throw for 375-plus yards in a single game ... Has thrown for two-plus touchdowns in four consecutive games, tying the franchise record for most consecutive games with two-plus passing TDs (**Chad Henne** in 2013 and **David Garrard** in 2007)
- **11/19 vs. TEN:** Completed 21 of 30 passes for 242 yards, one TD and one INT for a 91.2 passer rating ... His fourth-quarter TD pass to **Julius Thomas** was his 20th of the season, placing him with **David Garrard** (23 in 2010) and **Mark Brunell** (20 in 1998 and 2000) as the only QBs in Jaguars history to throw for 20-plus TD passes in a season
- **11/29 vs. S.D.:** Completed 30-of-49 passes for 329 yards, two TDs and one INT ... The fourth game with at least 300 passing yards and two passing TDs in 2015, the most such games ever in Jaguars single-season history
- **12/6 at TEN:** Completed 24-of-36 passes for 322 yards and a career-high five TDs ... Became the youngest player in NFL history to throw for 320-plus yards, five-plus TDs and zero INTs in a single game ... His five TDs is the most by a Jaguars QB in a single game ... Joins **Dan Marino** (22, 1984) and **Matthew Stafford** (23, 2011) as the only QBs age 23-or-younger in NFL history to throw for 27 or more TDs through the first 12 games of the season ... Tallied a career-high 134.5 passer rating
- **12/13 vs. IND:** Completed 16 of 30 passes (58.3 completion pct.) for 250 yards and three TDs for a 114.6 passer rating ... Joins **Dan Marino** (36, 1984) and **Kurt Warner** (34, 1999) as the only first- or second-year QBs to throw for 30-plus passing TDs through 13 games in a season ... Bortles (23) and **Marino** (22) are the only players age 23-or-younger to throw for 30-plus TDs through 13 games in a season ... Bortles' fourth career game with a passer rating of 100-plus and his fourth career game with three-plus passing TDs ... Has become the first player in Jaguars history to throw for three-plus TDs and zero INTs in back-to-back games
- **12/27 at N.O.:** Completed 27-of-35 passes (77.1 comp. percentage) for 368 yards, four TDs and two INTs for a passer rating of 124.5, his third highest of the season ... Bortles' 77.1 comp. percentage was the second-highest in his NFL career ... In the second half, completed 18-of-21 passes (85.7 comp. percentage) for 288 yards, three TDs and zero INTs for a perfect 158.3 passer rating

2014 (w/ JAX - 14/13)

Set franchise single-season records for a rookie with 2,908 passing yards and 280 completions while throwing for 11 TDs ... Led all NFL QBs with a 7.48 average per rush, rushing 56 times for 419 yards ... Marked the highest single-season rushing average by a QB in team history and his 419 rushing yards were second-most in team history (480, **Mark Brunell**, 1995) ... Finished with 37 completions of 20-plus yards ... Became 16th QB in Jaguars history to start a game and was one of seven rookie QBs to make their NFL debut in 2014 ... Took over as the team's starting QB in Week 4 and started the final 13 games ... Was 280 of 475 passing for 2,908 yards with 11 TDs/17 INTs and 69.5 rating ... Had 21 completions of 25-plus yards ... Rushed for 419 yards on 56 carries (7.48 avg.), the highest average by a NFL QB and second-most rushing yards by a Jaguars QB in a season

- **9/7 at PHI:** Dressed but did not play in season-opener
- **9/14 at WAS:** Dressed but did not play
- **9/21 vs. IND:** Made his NFL debut after he was inserted into the lineup to start the second half and finished 14 of 24 passing for 223 yards with two TDs/two INTs for an 82.5 passer rating ... Had four completions of 20-plus yards including a 63-yard TD pass to **Allen Hurns** ... Also had 30 rushing yards including 20-yard rush ... Engineered the offense to 289 yards in the second half after the club managed only 55 yards in the first half
- **9/28 at SD:** Made first career start and totaled 29 of 37 passing for 254 yards

PLAYER BIOS

with one TD and two INTs for an 81.7 passer rating ... Completed 78.4 percent of his passes, the highest in NFL history for a rookie quarterback in his first career start with a minimum 30 attempts ... Hooked up with TE **Nic Jacobs** for a two-yard score in the second quarter ... Had five carries for 24 yards ... His 29 completions set single-game franchise record by a rookie and his completions, attempts and yards were most by a Jaguars rookie QB in first career start

- **10/5 vs. PIT:** Started at QB for first time at home and was 22 of 36 passing for 191 yards with two INTs for a 52.0 rating
- **10/12 at TEN:** Threw for 336 yards and one TD on 32 of 46 passing (69.6 pct.), tying **Byron Leftwich** (10/5/03 vs. San Diego) for most passing yards by a rookie in team history ... His 46 attempts and 32 completions were the most in franchise history by a rookie ... Had a 59-yard completion to TE **Clay Harbor** and hooked up with Harbor for a 20-yard TD pass in the fourth quarter ... Marked first AFC South start ... Led team in rushing with five carries for 38 yards
- **10/19 vs. CLE:** Was 17 of 31 passing for 159 yards with one TD and 3 INTs ... Had 31-yard TD pass to WR **Allen Robinson** in the second quarter ... Added five carries for 37 yards with a long of 18 yards. Had four completions of 20-plus yards
- **10/26 vs. MIA:** Threw for 221 yards and one TD on 18 of 34 passing ... Had two INTs, both returned for scores ... Hooked up with **Allen Robinson** for a 48-yard TD in the fourth quarter
- **11/2 at CIN:** Posted a career-best 96.4 rating on 22 of 33 passing (66.7 pct.) with two TDs and one INT ... Had TD passes to **Allen Hurns** of 40 and 18 yards
- **11/9 vs. DAL:** Completed 22 of 37 passes for 290 yards with one INT for a 73.0 rating ... Had four completions of 20-plus yards including a 53-yard pass to WR **Cecil Shorts**
- **11/23 at IND:** Threw for 146 yards on 15 of 27 passing
- **11/30 vs. NYG:** Completed 21 of 35 passes for 194 yards with one TD for an 84.7 rating ... Had first career fourth-quarter comeback win, leading team on a 11-play, 70-yard drive that culminated with a **Josh Scobee** FG ... Had a 30-yard TD pass to **Marqise Lee** in the third quarter and finished with four completions of 20-plus yards ... Added a career-high 68 rushing yards on five carries including a 29-yard rush ... Became only the third starting rookie quarterback to lead his team to a comeback win of 21 or more points since at least 1970
- **12/7 vs. HOU:** Was 20 of 39 passing for 205 yards with one TD for a 64.6 rating ... Had a four-yard TD pass to **Allen Hurns** in the first quarter, his first career TD pass in the first quarter ... Had three completions of 20-plus yards
- **12/14 at BAL:** Had three completions of 20-plus yards and finished 21 of 37 passing for 210 yards with one INT for a 61.8 rating
- **12/18 vs. TEN:** Earned first career division win, throwing for 115 yards and one TD ... Had a 34-yard completion to **Marqise Lee** in the third quarter ... Had five carries for 50 yards with runs of 19, 15 and 13 yards
- **12/28 at HOU:** Threw for 117 yards in season-finale on 14 of 33 passing and led team with 61 yards on three carries (20.3 avg.) ... Had a 34-yard rush in the fourth quarter, his longest rush of his career ... Set single-season franchise-record for passing yards by a rookie with 2,908

COLLEGE (at Central Florida, 2011-13)

- Played in 37 games with 30 starts
- Declared for the NFL Draft following his junior season
- Compiled a 22-5 record as a starter
- Career totals included 585 of 891 passing for 7,598 yards with 56 TDs/19 INT
- Ranked fourth in school history for passing yards and TDs
- As a junior, finished 259 of 382 passing (67.8 pct.) for 3,581 yards with 25 TDs/9 INTs and led team to a 12-1 mark and a Fiesta Bowl win
- Named MVP of the Fiesta Bowl with a win over Baylor, throwing for 301 yards and three TDs
- Majored in Interpersonal/Organizational Communication and minored in Sports and Fitness

PERSONAL

- Attended Oviedo High School where he finished his career by setting Seminole County records with 5,576 yards and 53 TDs
- Captured MVP award at the Central Florida All-Star game following senior year
- Also lettered in baseball
- His brother, Colby, plays baseball at Mississippi
- Son of Suzy and Rob Bortles
- Twitter handle is @BBortles5



REGULAR SEASON CAREER STATISTICS

PASSING

YEAR	TEAM	P/S	COMP	ATT	PCT	YDS	AVG	TD	INT	SK	RTG
2014	JAX	14/13	280	475	58.9	2,908	6.1	11	17	55	69.5
2015	JAX	16/16	355#	606#	58.6	4,428#	7.3	35#	18	51	88.2
2016	JAX	16/16	368	625	58.9	3,905	6.2	23	16	34	78.8
NFL totals: 3 yrs.		46/45	1,003	1,706	58.8	11,241	6.6	69	51	140	79.6

single-season franchise record

RUSHING

YEAR	TEAM	W-L*	ATT	YDS	AVG	TD
2014	JAX	3-10	56	419	7.5	0
2015	JAX	5-11	52	310	6.0	2
2016	JAX	3-13	58	359	6.2	3
NFL totals: 3 yrs.		11-34	166	1,088	6.6	5

* games started



CAREER HIGHS

	GAME	SEASON
Passing completions:	33 (10/27/16 at TEN)	368 (2016)
Passing attempts:	54 (10/27/16 at TEN)	625 (2016)
Passing percentage:	78.4 (9/28/14 at S.D.)	58.9 (2016)
Passing yards:	381 (11/8/15 at NYJ)	4,428 (2015)
Passing touchdowns:	5 (12/6/15 at TEN)	35 (2015)
Passer rating:	134.5 (12/6/15 at TEN)	88.2 (2015)
Rushing attempts:	6 (three times, last: 12/20/15 vs. ATL)	58 (2016)
Rushing yards:	81 (11/27/16 at BUF)	419 (2014)
Rushing touchdowns:	1 (five times, last: 12/18/16 at HOU)	3 (2016)



2016 GAME-BY-GAME STATISTICS

DATE	OPP	P/S	COMP	ATT	PCT	YDS	AVG	TD	INT	SK	RTG
09/11	vs. G.B.	1/1	24	39	61.5	320	8.2	1	1	3	85.4
09/18	at S.D.	1/1	31	50	62.0	329	6.6	2	2	2	77.8
09/25	vs. BAL	1/1	24	38	63.2	194	5.1	2	3	4	60.6
10/02	vs. IND	1/1	19	33	57.6	207	6.3	2	0	3	96.4
BYE WEEK											
10/16	at CHI	1/1	20	33	60.6	271	8.2	1	1	2	84.3
10/23	vs. OAK	1/1	23	43	53.5	246	5.7	1	2	1	58.9
10/27	at TEN	1/1	33	54	61.1	337	6.2	3	0	2	97.5
11/06	at K.C.	1/1	22	41	53.7	252	6.1	2	1	2	78.5
11/13	vs. HOU	1/1	32	49	65.3	265	5.4	2	1	2	84.1
11/20	at DET	1/1	22	35	62.9	202	5.8	2	2	0	73.8
11/27	at BUF	1/1	13	26	50.0	126	4.9	2	0	2	89.6
12/04	vs. DEN	1/1	19	42	45.2	181	4.3	0	2	1	37.9
12/11	vs. MIN	1/1	23	37	62.2	257	6.9	1	0	4	91.8
12/18	at HOU	1/1	12	28	42.9	92	3.3	0	1	2	36.6
12/24	vs. TEN	1/1	26	38	68.4	325	8.6	1	0	2	103.5
01/01	at IND	1/1	25	39	64.1	301	7.7	1	0	2	96.2
2016 totals:		16/16	368	625	58.9	3,905	6.2	23	16	34	78.8

Additional statistics: one reception for 20 yards and one TD on 12/24/16 vs. TEN.

RUSHING

DATE	OPP	W/L	ATT	YDS	AVG	TD
09/11	vs. G.B.	L	2	2	1.0	0
09/18	at S.D.	L	3	34	11.3	0
09/25	vs. BAL	L	3	17	5.7	0
10/02	vs. IND	W	7	36	5.1	1
BYE WEEK						
10/16	at CHI	W	3	1	0.3	0
10/23	vs. OAK	L	5	33	6.6	0
10/27	at TEN	L	4	22	5.5	0
11/06	at K.C.	L	6	54	9.0	0
11/13	vs. HOU	L	3	11	3.7	0
11/20	at DET	L	1	3	3.0	0
11/27	at BUF	L	8	81	10.1	0
12/04	vs. DEN	L	2	29	14.5	1
12/11	vs. MIN	L	3	13	4.3	0
12/18	at HOU	L	2	-5	-2.5	1
12/24	vs. TEN	W	3	7	2.3	0
01/01	at IND	L	3	21	7.0	0
2016 totals:		3-13	58	359	6.2	3

PLAYER BIOS

2015 GAME-BY-GAME STATISTICS

PASSING											
DATE	OPP	P/S	COMP	ATT	PCT	YDS	AVG	TD	INT	SK	RTG
09/13	vs. CAR	1/1	22	40	55.0	183	4.6	1	2	5	54.5
09/20	vs. MIA	1/1	18	33	54.5	273	8.3	2	0	0	102.2
09/27	at N.E.	1/1	17	33	51.5	242	7.3	2	1	2	83.1
10/04	at IND	1/1	28	50	56.0	298	6.0	1	0	1	80.2
10/11	at T.B.	1/1	23	33	69.7	303	9.2	4	1	6	125.4
10/18	vs. HOU	1/1	30	53	56.6	331	6.2	3	3	3	70.6
10/25	vs. BUF	1/1	13	29	44.8	182	6.3	2	1	2	74.2
BYE WEEK											
11/08	at NYJ	1/1	24	40	60.0	381	9.5	2	2	6	87.6
11/15	at BAL	1/1	22	45	48.9	188	4.2	2	1	3	65.8
11/19	vs. TEN	1/1	21	30	70.0	242	8.1	1	1	4	91.2
11/29	vs. S.D.	1/1	30	49	61.2	329	6.7	2	1	2	86.2
12/06	at TEN	1/1	24	36	66.7	322	8.9	5*	0	2	134.5
12/13	vs. IND	1/1	16	30	53.3	250	8.3	3	0	3	114.6
12/20	vs. ATL	1/1	23	38	60.5	297	7.8	1	1	2	82.9
12/27	at N.O.	1/1	27	35	77.1	368	10.5	4	2	2	124.5
01/03	at HOU	1/1	17	32	53.1	239	7.5	0	2	8	51.4
2015 totals:	16/16	355#	606#	58.6	4,428#	7.3	35#	18	51	88.2	

* single-game franchise record
single-season franchise record

RUSHING

DATE	OPP	W/L	ATT	YDS	AVG	TD
09/13	vs. CAR	L	4	26	6.5	0
09/20	vs. MIA	W	2	27	13.5	0
09/27	at N.E.	L	3	7	2.3	0
10/04	at IND	L	4	31	7.8	0
10/11	at T.B.	L	1	21	21.0	0
10/18	vs. HOU	L	4	37	9.3	0
10/25	vs. BUF	W	5	-3	-0.6	0
BYE WEEK						
11/08	at NYJ	L	4	32	8.0	0
11/15	at BAL	W	2	25	12.5	0
11/19	vs. TEN	W	2	9	4.5	0
11/29	vs. S.D.	L	6	33	5.5	0
12/06	at TEN	L	2	-1	-0.5	0
12/13	vs. IND	W	4	17	4.3	1
12/20	vs. ATL	L	6	44	7.3	1
12/27	at N.O.	L	3	5	1.7	0
01/03	at HOU	L	0	0	0.0	0
2015 totals:	5-11	52	310	6.0	2	

2014 GAME-BY-GAME STATISTICS

PASSING											
DATE	OPP	P/S	COMP	ATT	PCT	YDS	AVG	TD	INT	SK	RTG
09/07	at PHI	0/0				DNP					
09/14	at WAS	0/0				DNP					
09/21	vs. IND	1/0	14	24	58.3	223	9.3	2	2	1	82.5
09/28	at S.D.	1/1	29	37	78.4	254	6.9	1	2	3	81.8
10/05	vs. PIT	1/1	22	36	61.1	191	5.3	0	2	1	52.0
10/12	at TEN	1/1	32	46	69.6	336	7.3	1	1	6	88.6
10/19	vs. CLE	1/1	17	31	54.8	159	5.1	1	3	2	40.3
10/26	vs. MIA	1/1	18	34	52.9	221	6.5	1	2	4	58.6
11/02	at CIN	1/1	22	33	66.8	247	7.5	2	1	1	96.4
11/09	vs. DAL	1/1	22	37	59.5	290	7.8	0	1	4	73.0
BYE WEEK											
11/23	at IND	1/1	15	27	55.6	146	5.4	0	1	4	55.5
11/30	vs. NYG	1/1	21	35	60.0	194	5.5	1	0	7	84.7
12/07	vs. HOU	1/1	20	39	51.3	205	5.3	1	1	4	64.6
12/14	at BAL	1/1	21	37	56.8	210	5.7	0	1	8	61.8
12/18	vs. TEN	1/1	13	26	50.0	115	4.4	1	0	4	75.0
12/28	at HOU	1/1	14	33	42.4	117	3.5	0	0	5	52.2
2015 totals:	14/13	280	475	58.9	2,908	6.1	11	17	55	69.5	

RUSHING

DATE	OPP	W/L*	ATT	YDS	AVG	TD
09/07	at PHI			DNP		
09/14	at WAS			DNP		
09/21	vs. IND		2	30	15.0	0
09/28	at S.D.	L	5	24	4.8	0
10/05	vs. PIT	L	4	14	3.5	0
10/12	at TEN	L	5	38	7.6	0
10/19	vs. CLE	W	5	37	7.4	0
10/26	vs. MIA	L	6	48	8.0	0
11/02	at CIN	L	4	10	2.5	0
11/09	vs. DAL	L	3	3	1.0	0
BYE WEEK						
11/23	at IND	L	5	24	4.8	0
11/30	vs. NYG	W	5	68	13.6	0
12/07	vs. HOU	L	3	10	3.3	0
12/14	at BAL	L	1	2	2.0	0
12/18	vs. TEN	W	5	50	10.0	0
12/28	at HOU	L	3	61	20.3	0
2015 totals:	3-10*	56	419	7.5	0	

* games started

PLAYER BIOS

70 LUKE BOWANKO

CENTER

6-6 300 LBS.

VIRGINIA

BORN JUNE 13, 1991

CLIFTON, VIRGINIA

ACQ: 6TH ROUND OF 2014 DRAFT (205TH)

EXP: 3RD YEAR



TRANSACTIONS

Originally drafted by Jacksonville in the sixth round (205th overall) of the 2014 draft ... Placed on Reserve/PUP list on 8/29/16 ... Placed on 53-man active roster on 12/10/16

PRO (Games played/started - 25/14)

• Third-year offensive lineman has played in 25 games with 14 starts

2016 (w/ JAX - 2/0)

• Spent the first 13 weeks of the season on the Reserve/PUP list (hip) before being activated to the 53-man active roster prior to the team's Week 14 game vs. Minnesota

- **12/11 vs. MIN:** Dressed but did not play
- **12/18 at HOU:** Inactive
- **12/24 vs. TEN:** Made his 2016 debut, seeing action primarily on special teams
- **1/1 at IND:** Saw action at C in relief of **Brandon Linder**

2015 (w/ JAX - 7/0)

Saw action in seven games on special teams

2014 (w/ JAX - 16/14)

Played in all 16 games with 14 starts at C

- **9/7 at PHI:** Made NFL debut and saw action on special teams
- **9/21 vs. IND:** Made first career start at C
- **10/19 vs. CLE:** Started at C and helped club rush for a season-high 185 yards
- **10/26 vs. MIA:** Started at C and part of OL that helped club for 176 yards, the first time since 2010 the club has eclipsed 150-plus rushing yards in back-to-back games

COLLEGE (at Virginia, 2009-13)

- Three-year letterman
- Team captain
- Nominee for the Wuerffel Trophy, given annually to the student-athlete who best combines exemplary community service with athletic and academic achievement
- Started the first four games at LG and the final eight at C as a senior
- Helped a Virginia RB (Kevin Parks) rush for 1,000 yards for the first time since 2004
- Saw action at G and C
- Nominated for the Allstate AFCA Good Works Team for volunteer service on campus and in the community

PERSONAL

- Started for three years at Centreville (Clifton, Va.) High School where he played for Head Coach Gerry Pannoni
- Rated a three-star recruit by Rivals.com
- Second-team All-Region selection and honorable mention Washington Post All-Met as a senior
- Also played on the school's basketball team
- Last name is pronounced boh-WAIN-koh
- Twitter handle is @LBow70

PLAYER BIOS

60

A.J. CANN

GUARD

6-3 315 LBS.

SOUTH CAROLINA

BORN OCTOBER 3, 1991

BAMBERG, SOUTH CAROLINA

ACQ: 3RD ROUND OF 2015 DRAFT (67TH)

EXP: 2ND YEAR



TRANSACTIONS

Originally drafted by Jacksonville in third round (67th overall) in 2015 draft

PRO (Games played/started - 31/29)

- Second-year G emerged as a starter in Week 4 of the 2015 season
- Highest drafted player by the Jaguars from the University of South Carolina

2016 (w/ JAX - 16/16)

Part of a unit that surrendered 34 sacks, its least amount since 2007

- **9/11 at G.B.:** Started the team's season opener at RG
- **9/18 at S.D.:** Started at RG
- **9/25 vs. BAL:** Started at RG
- **10/2 vs. IND:** Started at RG and helped the team rush for 136 yards
- **10/16 at CHI:** Started at RG
- **10/23 vs. OAK:** Started at RG
- **10/27 at TEN:** Started at RG
- **11/6 at K.C.:** Started at RG, helping the team rush for a season-high 205 yards
- **11/13 vs. HOU:** Started at RG
- **11/20 at DET:** Started at RG in his 25th career game
- **11/27 at BUF:** Started at RG
- **12/4 vs. DEN:** Started at RG and helped the team rush for 154 yards
- **12/11 vs. MIN:** Started at RG
- **12/18 at HOU:** Started at RG
- **12/24 vs. TEN:** Started at RG
- **1/1 at IND:** Started at RG, helping the team rush for 182 yards

2015 (w/ JAX - 15/13)

Rookie offensive lineman started 13 games at RG

- **10/4 at IND:** Made his first career start at RG, helping fellow rookie RB T.J. Yeldon rush for 100+ yards
- **10/25 vs. BUF:** Started at RG, helping RB T.J. Yeldon rush for a season-high 115 yards
- **12/13 vs. IND:** Started at RG, helping the Jaguars rush for a season-high 154 yards

COLLEGE (at South Carolina, 2010-15)

- Four-year starter, starting in 51 games, the second-most in school history (T.J. Johnson, 53)
- Three-time member of the SEC Fall Academic Honor Roll
- In 2014, named first-team All-America by Sporting News, ESPN.com and CBSsportsline.com, was a second-team All-American by Walter Camp, Associated Press and Sports Illustrated, and a third-team selection by College Sports Madness
- Earned first team All-SEC honors by the coaches and ESPN.com and was a second-team pick by the AP
- In 2013, voted a permanent team captain as a junior
- Majored in African American studies

PERSONAL

- Played on both sides of the ball for Head Coach Kevin Crosby at Bamberg-Ehrhardt (S.C.) High School
- Graded out at 96 percent with 60 knockdown blocks as an offensive tackle
- Did not give up a sack
- A.J. Cann's given name is Aaron
- Twitter handle is @AJCann50

PLAYER BIOS

37 JOHNATHAN CYPRIEN

SAFETY

6-0 220 LBS.

FLORIDA INTERNATIONAL

BORN JULY 29, 1990

NORTH MIAMI BEACH, FLORIDA

ACQ: 2ND ROUND OF 2013 DRAFT (33RD)

EXP: 4TH YEAR



TRANSACTIONS

Originally drafted by Jacksonville in the second round (33rd overall) of the 2013 draft.

PRO (Games played/started - 60/60)

• 2013 second-round pick was the third-highest drafted safety in team history behind Reggie Nelson (1st round, 21st overall, 2007) and Donovin Darius (1st round, 25th overall, 1998)

2016 (w/ JAX - 16/16)

Led all NFL safeties with 126 tackles (96 solo)

- **9/11 vs. G.B.:** Started the team's season opener at SS and led the team with nine solo tackles
- **9/18 at S.D.:** Started at SS and made seven tackles (five solo) ... Recovered a fumble caused by rookie DE Yannick Ngakoue's strip-sack in the second quarter
- **9/25 vs. BAL:** Started at SS and made 10 tackles (nine solo), his 10th double-digit tackle game of his career
- **10/2 vs. IND:** Started at SS and made five tackles (four solo)
- **10/16 at CHI:** Started at SS and made six tackles (four solo) and one pass defended
- **10/23 vs. OAK:** Started at SS and made a season-high 11 solo tackles
- **10/27 at TEN:** Started at SS and tallied 12 tackles (four solo)
- **11/6 at K.C.:** Started at SS and made five tackles (four solo)
- **11/13 vs. HOU:** Started at SS and registered four tackles (three solo)
- **11/20 at DET:** Started at SS and had seven tackles (five solo), including two tackles for loss
- **11/27 at BUF:** Started at SS and made five solo tackles, including his first sack since his rookie season
- **12/4 vs. DEN:** Started at SS and made two solo tackles
- **12/11 vs. MIN:** Started at SS and led the team with 14 tackles (10 solo) and one pass defended ... Forced a fumble at the goal line that was recovered by DT Malik Jackson
- **12/18 at HOU:** Started at SS and made a career-high 17 tackles (13 solo), the second-most in the NFL during the 2016 season
- **12/24 vs. TEN:** Started at SS and made six tackles (four solo) and one pass defended
- **1/1 at IND:** Started at SS and was the second-leading tackler for the team with seven tackles (five solo) and also recorded one pass defended

2015 (w/ JAX - 14/14)

Started 14 games at SS and finished with 107 tackles (77 solo), two passes defended, one interception, one tackle for loss, one forced fumble and one fumble recovery

- **9/13 vs. CAR:** Made four stops (three solo) in season debut
- **10/4 at IND:** Returned from injury and made his second start of the season, tallying a team-high 14 tackles (11 solo) and his first career fumble recovery
- **10/25 vs. BUF:** Made seven tackles (seven solo) and recorded a forced fumble that was recovered by S Josh Evans at the Jacksonville 4-yard line
- **11/8 at NYJ:** Made 13 tackles (seven solo), including two tackles for loss and one pass defended
- **12/6 at TEN:** Started at SS and made 11 tackles (seven solo)
- **12/13 vs. IND:** Started at SS and made six tackles (two solo) ... Added one pass defended and one INT, which he returned 48 yards to the Indianapolis 1-yard line
- **12/27 at N.O.:** Tied for the team lead with nine tackles (seven solo) in his 43rd start at SS
- **1/3 at HOU:** Started at SS and finished with a team-high 14 tackles (six solo)

2014 (w/ JAX - 15/15)

Led team in 2014 with a career-high 111 tackles, the third-most among NFL DBs ... Started 15 games at SS and registered a team-high 111 tackles (77 solo) along with four passes defended, five tackles for loss and three special teams tackles ... His 111 tackles ranked as third-most among NFL defensive backs

- **9/21 vs. IND:** Returned to action and tallied seven tackles (three solo)
- **10/5 vs. PIT:** Tallied 10 tackles (eight solo) and added one special teams tackle
- **10/12 at TEN:** Registered a career-high 14 tackles (11 solo) along with one tackle for loss and one pass defended. Added one special teams tackle
- **10/26 vs. MIA:** Led team with nine solo tackle
- **11/9 vs. DAL:** Tied for team-lead with five tackles
- **11/23 at IND:** Made eight tackles (four solo) with one for a loss
- **12/14 at BAL:** Had a team-high nine tackles (four solo) and added one pass defended
- **12/28 at HOU:** Produced 11 tackles (seven solo) and two tackles for loss

2013 (w/ JAX - 15/15)

Started 15 games at SS as a rookie ... Ranked second on the team with 98 tackles (82 solo) along with two forced fumbles, one INT, one sack, six passes defended, three QB hits and one tackle for loss

- **9/8 vs. KC:** Made NFL debut with start at SS and produced three solo tackles and one QB hit
- **9/15 at OAK:** Led secondary with a career-high eight tackles and forced a fumble of RB Darren McFadden in the fourth quarter that was recovered by S Dwight Lowery
- **9/22 at SEA:** Stripped QB Russell Wilson in the second quarter, forcing a fumble that was recovered by DT Brandon Deaderick ... Marked first career sack and second consecutive game with a forced fumble
- **10/6 at STL:** Led team with a career-high 12 tackles, all solo
- **11/17 vs. ARI:** Posted a team-high eight tackles (all solo)
- **11/24 at HOU:** Finished with six tackles (four solo) and a season-high two passes defended
- **12/1 at CLE:** Made first career INT, picking off Brandon Weeden in the second quarter ... Added nine tackles, one pass defended and one special teams tackle
- **12/5 vs. HOU:** Posted his second double-digit tackle game of the season, finishing with 10 tackles (seven solo) ... Added one special teams tackle
- **12/29 at IND:** Led team with three passes defended and added six solo tackles

COLLEGE (at Florida International, 2009-12)

- Four-year letterman
- Appeared in 50 career games, starting the final 45
- Career totals include a school-record 365 tackles, 22 passes defended, 13.5 tackles for a loss, seven INTs (one returned for a TD), a school-record six forced fumbles, two fumble recoveries and one sack
- His 213 solo tackles ranked fifth overall (second among DBs) among active NCAA FBS players
- First-team All-Sun Belt Conference selection
- Majored in physical therapy

PERSONAL

- Attended North Miami Beach (Fla.) High School
- Team captain as a senior
- Played both SS and WR
- Son of Roselaure and Kennel Cyprien
- One of five children

REGULAR SEASON CAREER STATISTICS

YEAR	TEAM	GP/GS	TKL	SOLO	ASST	SACKS	FF	FR	PD	INT
2013	JAX	15/15	98	82	16	1.0	2	0	6	1
2014	JAX	15/15	111*	77	34	0.0	0	0	3	0
2015	JAX	14/14	107	77	30	0.0	1	1	2	1
2016	JAX	16/16	126	96	30	1.0	1	1	4	0
NFL totals: 4 yrs.		60/60	442	332	110	2.0	4	2	15	2

* led team

CAREER HIGHS

	GAME	SEASON
Tackles:	17 (12/18/16 at HOU)	127 (2016)
Sacks:	1.0 (two times, last: 11/27/16 at BUF)	1.0 (2013 & 2016)
Interceptions:	1 (two times, last: 12/13/15 vs. IND)	1 (2013 & 2015)
Passes defended:	3 (12/29/13 at IND)	6 (2013)
Forced fumbles:	1 (four times, last: 12/11/16 vs. MIN)	2 (2013)
Fumble recoveries:	1 (two times, last: 9/18/16 at S.D.)	1 (2015 & 2016)

2016 GAME-BY-GAME STATISTICS

DATE	OPP	TKL	SOLO	ASST	ST	SACKS	FF	FR	PD	TFL
09/11	vs. Green Bay	9	9	0	0	0.0	0	0	0	0
09/18	at San Diego	7	5	2	0	0.0	0	1	0	0
09/25	vs. Baltimore	10	9	1	0	0.0	0	0	0	0
10/02	vs. Indianapolis	5	4	1	0	0.0	0	0	0	0
BYE WEEK										
10/16	at Chicago	6	4	2	0	0.0	0	0	1	0
10/23	vs. Oakland	11	11	0	0	0.0	0	0	0	0
10/27	at Tennessee	12	4	8	0	0.0	0	0	0	0
11/06	at Kansas City	5	4	1	0	0.0	0	0	0	0
11/13	vs. Houston	4	3	1	0	0.0	0	0	0	0
11/20	at Detroit	7	5	2	0	0.0	0	0	0	2
11/27	at Buffalo	5	5	0	0	1.0	0	0	0	1
12/04	vs. Denver	2	2	0	0	0.0	0	0	0	0
12/11	vs. Minnesota	14	10	4	0	0.0	1	0	1	0
12/18	at Houston	17	13	4	0	0.0	0	0	0	0
12/24	vs. Tennessee	6	4	2	0	0.0	0	0	1	0
01/01	at Indianapolis	6	4	2	0	0.0	0	0	1	0
2016 totals:		126	96	30	0	1.0	1	1	4	3

PLAYER BIOS



2015 GAME-BY-GAME STATISTICS

DATE	OPP	TKL	SOLO	ASST	SACKS	FF	FR	PD	INT
09/13	vs. Carolina	4	3	1	0.0	0	0	0	0
09/20	vs. Miami				ina				
09/27	at New England				ina				
10/04	at Indianapolis	14	11	3	0.0	0	1	0	0
10/11	at Tampa Bay	5	4	1	0.0	0	0	0	0
10/18	vs. Houston	4	4	0	0.0	0	0	0	0
10/25	vs. Buffalo	7	7	0	0.0	1	0	0	0
	BYE WEEK								
11/08	at N.Y. Jets	13	7	6	0.0	0	0	1	0
11/15	at Baltimore	7	5	2	0.0	0	0	0	0
11/19	vs. Tennessee	7	7	0	0.0	0	0	0	0
11/29	vs. San Diego	3	3	0	0.0	0	0	0	0
12/06	at Tennessee	11	7	4	0.0	0	0	0	0
12/13	vs. Indianapolis	6	2	4	0.0	0	0	1	1
12/20	vs. Atlanta	5	5	0	0.0	0	0	0	0
12/27	at New Orleans	9	7	2	0.0	0	0	0	0
01/03	at Houston	14	6	8	0.0	0	0	0	0
2015 totals:		107	77	30	0.0	1	1	2	1



2014 GAME-BY-GAME STATISTICS

DATE	OPP	TKL	SOLO	ASST	SACKS	FF	FR	PD	INT
09/07	at Philadelphia	0	0	0	0.0	0	0	0	0
09/14	at Washington				ina				
09/21	vs. Indianapolis	7	3	4	0.0	0	0	0	0
09/28	at San Diego	6	4	2	0.0	0	0	0	0
10/05	vs. Pittsburgh	10	8	2	0.0	0	0	0	0
10/12	at Tennessee	14	11	3	0.0	0	0	1	0
10/19	vs. Cleveland	4	4	0	0.0	0	0	0	0
10/26	vs. Miami	9	9	0	0.0	0	0	0	0
11/02	at Cincinnati	9	4	5	0.0	0	0	0	0
11/09	vs. Dallas	5	5	0	0.0	0	0	0	0
	BYE WEEK								
11/23	at Indianapolis	8	4	4	0.0	0	0	0	0
11/30	vs. N.Y. Giants	7	6	1	0.0	0	0	0	0
12/07	vs. Houston	8	5	3	0.0	0	0	0	0
12/14	at Baltimore	9	4	5	0.0	0	0	0	0
12/18	vs. Tennessee	4	3	1	0.0	0	0	0	0
12/28	at Houston	11	7	4	0.0	0	0	0	0
2014 totals:		111	77	34	0.0	0	0	3	0



2013 GAME-BY-GAME STATISTICS

DATE	OPP	TKL	SOLO	ASST	SACKS	FF	FR	PD	INT
09/08	vs. Kansas City	3	3	0	0.0	0	0	0	0
09/15	at Oakland	8	7	1	0.0	1	0	0	0
09/22	at Seattle	7	3	4	1.0	1	0	0	0
09/29	vs. Indianapolis	5	4	1	0.0	0	0	0	0
10/06	at St. Louis	12	12	0	0.0	0	0	0	0
10/13	at Denver	5	5	0	0.0	0	0	0	0
10/20	vs. San Diego	5	4	1	0.0	0	0	0	0
10/27	vs. San Francisco	2	2	0	0.0	0	0	0	0
	BYE WEEK								
11/10	at Tennessee	3	2	1	0.0	0	0	0	0
11/17	vs. Arizona	8	8	0	0.0	0	0	0	0
11/24	at Houston	6	4	2	0.0	0	0	2	0
12/01	at Cleveland	9	8	1	0.0	0	0	1	1
12/05	vs. Houston	10	7	3	0.0	0	0	0	0
12/15	vs. Buffalo				ina				
12/22	vs. Tennessee	9	7	2	0.0	0	0	0	0
12/29	at Indianapolis	6	6	0	0.0	0	0	3	0
2013 totals:		98	82	16	1.0	2	0	6	1

PLAYER BIOS

35

AKEEM DAVIS

CORNERBACK

6-1 200 LBS.


MEMPHIS

BORN DECEMBER 25, 1989

LAUREL, MISSISSIPPI

ACQ: FREE AGENT 2016

EXP: 3RD YEAR



TRANSACTIONS

• Originally signed by Washington on 4/10/14 ... Waived on 8/31/14 ... Signed by Washington to the practice squad on 9/1/14 ... Activated to the 53-man roster on 9/9/14 ... Waived on 10/7/14 ... Signed by Washington to the practice squad on 10/9/14 ... Activated to the 53-man roster on 10/26/14 ... Waived on 9/5/15 ... Signed by New Orleans to the practice squad on 10/20/15 ... Activated to the 53-man roster on 10/24/15 ... Waived on 11/3/15 ... Signed by Tampa Bay to the practice squad on 11/10/15 ... Waived from the practice squad on 11/17/15 ... Signed by Tampa Bay on 11/25/15 ... Waived from the practice squad on 12/1/15 ... Signed by Seattle on 12/9/15 ... Waived on 12/15/15 ... Claimed by Indianapolis off waivers on 12/16/15 ... Waived on 5/18/16 ... Signed by Kansas City on 6/16/16 ... Waived on 8/17/16 ... Signed by Jacksonville to the practice squad on 10/10/16 ... Activated to the 53-man roster on 12/23/16

PRO (Games played/started - 21/0)

Has seen game action with Washington, New Orleans, Seattle, Indianapolis and Jacksonville

2016 (w/ JAX - 2/0)

Spent 10 weeks on Jacksonville's practice squad before promotion to the team's 53-man roster prior to the team's Week 16 games against Tennessee

- **12/24 vs. TEN:** Made his Jaguars debut, seeing action on special teams
- **1/1 at IND:** Saw action on special teams

2015 (w/ N.O. - 2/0; w/ SEA - 1/0; w/ IND - 3/0)

Played in three games with Indianapolis, one game with Seattle and tallied two solo tackles and one forced fumble in two games with New Orleans

2014 (w/ WAS - 13/0)

Totaled 11 tackles (six solo) in 13 games in Washington

COLLEGE (at Memphis, 2009-12)

- A two-time captain who appeared in 34 games (27 starts), recording 162 tackles, 13 tackles for loss, three interceptions, 2.5 sacks, five forced fumbles and seven fumble recoveries
- As a senior in 2012, started all 12 games and finished with 68 tackles (37 solo), helping Memphis lead Conference USA in total defense (331.6 yards per game)
- Prior to Memphis, spent one season at Jones County Junior College in Ellisville, Miss.
- Graduated Cum Laude with a degree in business administration from Memphis in 2011

PERSONAL

- Attended Laurel (Miss.) High School, where he started at cornerback as a sophomore and quarterback as a junior and senior
- Led Laurel to the Mississippi Class 4A Championship in 2007 after throwing for 2,600 yards with 32 touchdowns and rushing for 926 yards and 12 touchdowns

PLAYER BIOS

61

SHELDON DAY



DEFENSIVE TACKLE

6-1 294 LBS.

NOTRE DAME

BORN JULY 1, 1994

INDIANAPOLIS, INDIANA

ACQ: 4TH ROUND OF 2016 DRAFT (103RD)

EXP: ROOKIE

TRANSACTIONS

- Originally drafted by Jacksonville in the fourth round (103rd overall) of the 2016 NFL Draft

PRO (Games played/started - 16/0)

Rookie DT who made his rookie debut in the team's season opener

2016 (w/ JAX - 16/0)

- 9/11 vs. G.B.:** Made his Jaguars debut and played seven snaps at DT and one on special teams
- 9/18 at S.D.:** Saw action at DT and made one solo tackle for loss
- 9/25 vs. BAL:** Saw action at DT, making his first career tackle, and on special teams
- 10/2 vs. IND:** Played 17 snaps at DT and had one tackle for loss
- 10/16 at CHI:** Saw action at DT and on special teams
- 10/23 vs. OAK:** Saw action at DT and on special teams
- 10/27 at TEN:** Saw action at DT and recorded one tackle for loss
- 11/6 at K.C.:** Saw action at DT
- 11/13 vs. HOU:** Saw action at DT and on special teams
- 11/20 at DET:** Saw action at DT and on special teams
- 11/27 at BUF:** Saw action at DT and on special teams
- 12/4 vs. DEN:** Saw action at DT and on special teams
- 12/11 vs. MIN:** Saw action at DT and made one tackle
- 12/18 at HOU:** Saw action at DT and made one solo tackle
- 12/24 vs. TEN:** Saw action at DT and made his first career sack on QB **Marcus Mariota**
- 1/1 at IND:** Saw action at DT and assisted on one tackle

COLLEGE (at Notre Dame, 2012-15)

As a senior, named season-long captain at the end of camp ... Registered 45 tackles (33 solo), 15.5 tackles for loss, 4.0 sacks, four passes defensed and two forced fumbles ... His 15.5 tackles for loss were the most by a Notre Dame player since **Derek Landri** in 2006 ... Recorded at least one tackle for loss in 11 of the team's 13 games ... As a junior, registered 40 tackles (24 solo), 7.5 tackles for loss, one sack, nine quarterback hurries, two passes defensed and two fumble recoveries ... Played in all 13 games as a true freshman

PERSONAL

- Son of David Day and Carol Boyd
- Attended Warren Central (Indianapolis) High School
- Second-team selection on SI.com High School All-America team
- Ranked the sixth-best defensive tackle in the country and the 50th-best player in his class by Scout.com
- Runner-up for 2011 Indiana Mr. Football award as chosen by the Indiana Football Coaches Association
- Made 55 tackles, 12 for loss, nine sacks, 12 quarterback pressures and two fumble recoveries as a senior

REGULAR SEASON CAREER STATISTICS

YEAR	TEAM	GP/GS	TKL	SOLO	ASST	ST	SACKS	FF	FR	PD	TFL
2016	JAX	16/0	8	6	2	0	1.0	0	0	0	2
NFL totals: 1 yr.		16/0	8	6	2	0	1.0	0	0	0	2

2016 GAME-BY-GAME STATISTICS

DATE	OPP	TKL	SOLO	ASST	ST	SACKS	FF	FR	PD	TFL
09/11	vs. Green Bay	0	0	0	0	0.0	0	0	0	0
09/18	at San Diego	1	1	0	0	0.0	0	0	0	1
09/25	vs. Baltimore	1	1	0	0	0.0	0	0	0	0
10/02	vs. Indianapolis	1	1	0	0	0.0	0	0	0	1
BYE WEEK										
10/16	at Chicago	0	0	0	0	0.0	0	0	0	0
10/23	vs. Oakland	0	0	0	0	0.0	0	0	0	0
10/27	at Tennessee	1	1	0	0	0.0	0	0	0	1
11/06	at Kansas City	0	0	0	0	0.0	0	0	0	0
11/13	vs. Houston	0	0	0	0	0.0	0	0	0	0
11/20	at Detroit	0	0	0	0	0.0	0	0	0	0
11/27	at Buffalo	0	0	0	0	0.0	0	0	0	0
12/04	vs. Denver	0	0	0	0	0.0	0	0	0	0
12/11	vs. Minnesota	1	0	1	0	0.0	0	0	0	0
12/18	at Houston	1	1	0	0	0.0	0	0	0	0
12/24	vs. Tennessee	1	1	0	0	1.0	0	0	0	1
01/01	at Indianapolis	1	0	1	0	0.0	0	0	0	0
2016 totals:		8	6	2	0	1.0	0	0	0	4

PLAYER BIOS

48

ALEX ELLIS

TIGHT END
6-4 245 LBS.
TENNESSEE
BORN FEBRUARY 10, 1993
DELMAR, DELAWARE
ACQ: FREE AGENT (2016)
EXP: 1ST YEAR



TRANSACTIONS

Originally signed by Tennessee as an undrafted free agent on 5/9/16 ... Waived on 9/2/16 ... Signed by Jacksonville to the practice squad on 9/5/16 ... Promoted to the 53-man roster on 11/26/16

PRO (Games played/started - 6/3)

Spent his rookie training camp with Tennessee before joining Jacksonville's practice squad for the first 12 weeks of the regular season

2016 (w/ JAX - 6/3)

Was on the team's practice squad for the first 12 weeks of the season before being promoted to the active roster

- **11/27 at BUF:** Made his NFL debut, starting at TE and seeing action on special teams
- **12/4 vs. DEN:** Made his second consecutive start at TE and saw action on special teams
- **12/11 vs. MIN:** Saw action at TE and on special teams
- **12/18 at HOU:** Started at TE and made his first career reception for 1 yard
- **12/24 vs. TEN:** Saw action at TE and had two catches for 10 yards
- **1/1 at IND:** Saw action at TE

COLLEGE (at Tennessee, 2011-15)

- Former walk-on earned a scholarship and became a contributor at TE during his final two seasons
- Appeared in 26 games and totaled 14 receptions for 232 yards and one TD
- Named 2016 Muscle Milk Male Athlete of the Year, given annually to an athlete whose athletic accomplishments, in the opinion of the sports dietitian, reflect dedication to sports nutrition

PERSONAL

- Attended Delmar (Del.) High School and played QB
- Also lettered in lacrosse
- Son of Shea Ellis and Mackenzie Hay
- Born Alexander Colby Ellis in Salisbury, Md.

PLAYER BIOS

56 DANTE FOWLER JR.

DEFENSIVE END
6-3 255 LBS
FLORIDA
BORN AUGUST 3, 1994
ST. PETERSBURG, FLORIDA
ACQ: 1ST ROUND OF 2015 DRAFT (3RD)
EXP: 2ND YEAR



TRANSACTIONS

Originally drafted by Jacksonville in the first round (third overall) of the 2015 draft ... Placed on injured reserve on 8/29/15

PRO (Games played/started - 16/1)

- First defensive player selected in the 2015 NFL Draft
- Second-highest defensive player drafted in Jaguars history (LB **Kevin Hardy** was selected 2nd overall in 1996)
- Joined RB **Fred Taylor** (9th, 1998), S **Reggie Nelson** (21st, 2007) and DE **Derrick Harvey** (8th, 2008) as the only players in franchise history to be drafted out of the University of Florida in the first round
- Joins Harvey as the only DEs selected in the first round in franchise history
- Ninth player selected by the Jaguars from the University of Florida, the most of any college/university in franchise history
- Became third Florida DE in last three years to be drafted in first round

2016 (w/ JAX - 16/1)

Made his NFL debut in the team's season opener

- **9/11 vs. G.B.:** Started at LEO and made three tackles (two solo) and one tackle for loss
- **9/18 at S.D.:** Recorded a career-high six tackles (five solo), including 2.0 sacks
- **9/25 vs. BAL:** Saw action at LEO and made one solo tackle and recorded his first career pass defended
- **10/2 vs. IND:** Saw action at LEO and made two solo tackles ... Posted two QB hurries, one of which resulted in **Yannick Ngakoue's** first-quarter INT after he tipped QB **Andrew Luck's** attempt
- **10/16 at CHI:** Saw action at LEO and made one solo tackle
- **10/23 vs. OAK:** Tallied two solo tackles at LEO
- **10/27 at TEN:** Saw action at LEO and totaled two tackles
- **11/6 at K.C.:** Saw action at LEO, making four tackles (one solo) and was credited with 0.5 sack
- **11/13 vs. HOU:** Saw action at LEO and made one solo tackle
- **11/20 at DET:** Saw action at LEO and made one solo tackle for loss
- **11/27 at BUF:** Saw action at LEO and made one tackle
- **12/4 vs. DEN:** Saw action at LEO and made four solo tackles, including one tackle for loss
- **12/11 vs. MIN:** Saw action at LEO and made one solo tackle
- **12/18 at HOU:** Saw action at LEO before exiting the game with a hip pointer
- **12/24 vs. TEN:** Tallied two solo tackles, along with 1.0 sack, two passes defended and three QB hits
- **1/1 at IND:** Saw action at LEO and assisted on one tackle, recorded 0.5 sack, one pass defended and two QB hits

2015 (w/ JAX - IR)

- Suffered a torn ACL on May 18, 2015 in Jaguars rookie mini-camp and was placed on IR on August 29, 2015

COLLEGE (at Florida, 2012-14)

- Declared for the NFL Draft following his junior season
- Played in 37 games with 25 starts
- Career totals included 140 tackles (73 solo), 34 tackles for loss, 14.5 sacks, five forced fumbles, two fumble recoveries and two passes defended
- Started the final 24 games of his career
- Served as a team captain his junior season and two games as a sophomore

PERSONAL

- Attended Lakewood Senior (St. Petersburg, Fla.) High School, where he played for Head Coach Cory Moore
- A five-star prospect ranked as the No. 3 weakside defensive side and No. 28 recruit overall by Rivals.com
- Ranked in the Rivals100 national list (No. 28), as well as the ESPN 150 national list (No. 71)
- Named an Honorable Mention All-American by Sports Illustrated
- Also competed as a shot putter, recording a top-throw of 14.32 meters
- Son of Lanora and Dante Fowler Sr.
- Has one son, Dante Fowler III, who is three years old
- Has two younger brothers, Donterio and Cam'Ron
- Twitter handle is @DanteFowler

REGULAR SEASON CAREER STATISTICS

YEAR	TEAM	GP/GS	TKL	SOLO	ASST	ST	SACKS	FF	FR	PD	TFL
2015	JAX					IR					
2016	JAX	16/1	32	23	9	0	4.0	0	0	5	6
NFL totals: 2 yrs.		16/1	32	23	9	0	4.0	0	0	5	6

2016 GAME-BY-GAME STATISTICS

DATE	OPP	TKL	SOLO	ASST	ST	SACKS	FF	FR	PD	TFL	
09/11	vs. Green Bay	3	2	1	0	0.0	0	0	0	1	
09/18	at San Diego	6	5	1	0	2.0	0	0	0	2	
09/25	vs. Baltimore	1	1	0	0	0.0	0	0	1	0	
10/02	vs. Indianapolis	2	2	0	0	0.0	0	0	1	0	
BYE WEEK											
10/16	at Chicago	1	1	0	0	0.0	0	0	0	0	
10/23	vs. Oakland	2	2	0	0	0.0	0	0	0	0	
10/27	at Tennessee	2	0	2	0	0.0	0	0	0	0	
11/06	at Kansas City	4	1	3	0	0.5	0	0	0	0	
11/13	vs. Houston	1	1	0	0	0.0	0	0	0	0	
11/20	at Detroit	1	1	0	0	0.0	0	0	0	1	
11/27	at Buffalo	1	0	1	0	0.0	0	0	0	0	
12/04	vs. Denver	4	4	0	0	0.0	0	0	0	1	
12/11	vs. Minnesota	1	1	0	0	0.0	0	0	0	0	
12/18	at Houston	0	0	0	0	0.0	0	0	0	0	
12/24	vs. Tennessee	2	2	0	0	1.0	0	0	2	1	
01/01	at Indianapolis	1	0	1	0	0.5	0	0	1	0	
2016 totals:		32	23	9	0	4.0	0	0	5	6	

PLAYER BIOS

39

TASHAUN GIPSON



DEFENSIVE BACK

5-11 212 LBS.

WYOMING

BORN AUGUST 7, 1990

DALLAS, TEXAS

ACQ: UFA (CLEVELAND) 2016

EXP: 5TH YEAR



TRANSACTIONS

Originally signed by Cleveland as an undrafted free agent on 5/9/12 ... Signed by Jacksonville as an unrestricted free agent on 3/10/16

PRO (Games played/started - 66/58)

- Earned first career Pro Bowl selection in 2014 after finishing second in NFL with six interceptions
- One of 10 players to register 15 or more INTs since 2012, joining CB **Richard Sherman**, DB **Glover Quin**, CB **Patrick Peterson**, S **Reggie Nelson**, CB **Aqib Talib**, CB **Brent Grimes**, CB **Earl Thomas**, CB **Casey Hayward** and CB **Trumaine Johnson**
- Ranks tied for third in the NFL among safeties with 14 interceptions

2016 (w/ JAX - 16/16)

- Made his Jaguars debut during the team's season opener
- **9/11 vs. G.B.:** Started at FS and made three solo tackles
 - **9/18 at S.D.:** Started at FS and made three solo tackles
 - **9/25 vs. BAL:** Registered his first INT with the Jaguars during the fourth quarter ... Also recorded three solo tackles
 - **10/2 vs. IND:** Started at FS and made one solo tackle
 - **10/16 at CHI:** Started at FS and made three solo tackles
 - **10/23 vs. OAK:** Started at FS and made two solo tackles
 - **10/27 at TEN:** Started at FS and made three tackles (two solo)
 - **11/6 at K.C.:** Started at FS
 - **11/13 vs. HOU:** Started at FS and tallied two solo tackles
 - **11/20 at DET:** Started at FS and made one solo tackle
 - **11/27 at BUF:** Started at FS and made two solo tackles
 - **12/4 vs. DEN:** Started at FS and made two tackles (one solo)
 - **12/11 vs. MIN:** Started at FS and made a season-high four solo tackles
 - **12/18 at HOU:** Started at FS and made four tackles (three solo)
 - **12/24 vs. TEN:** Started at FS and made two solo tackles and one pass defended
 - **1/1 at IND:** Started at FS and recorded a season-high six tackles (two solo)

2015 (w/ CLE - 13/13, 0/0)

Started 13 games, marking the third consecutive season in which he made 10-plus starts for the Browns ... Finished with 60 tackles (42 solo), two interceptions and two passes defended ... Tackle total was his highest since registering 105 stops in 2013 ... Has recorded an interception in all four NFL seasons, including two-plus interceptions in three straight years

- **9/13 at NYJ:** Totaled five tackles (three solo) and his first interception of the season, which came against Jets QB **Ryan Fitzpatrick** in the second quarter
- **9/20 vs. TEN:** Had eight tackles (five solo), his second-highest total in 2015
- **11/1 vs. ARI:** Produced one solo (tackle) and intercepted Cardinals QB **Carson Palmer** in the third quarter
- **12/20 at SEA:** Tallied a season-high nine tackles (five solo)

2014 (w/ CLE - 11/11, 0/0)

Selected to first Pro Bowl ... Started all 11 games at free safety and added 52 tackles, eight passes defended, six interceptions, one forced fumble and one interception-return TD ... Finished second in the NFL with career-high six interceptions, despite missing final five games ... Interception total led the team and were the most by a Browns player since 2010 ... Became the first player to lead the Browns in interceptions in consecutive years since **Earl Little** from 2002-03 ... Helped Cleveland finish first in the NFL in opponent passer rating (74.1) and passes defended (99)

- **9/14 vs. N.O.:** During 26-24 victory, registered eight tackles and one interception, returning it for a career-long 62-yard TD
- **10/19 at JAX:** Earned second career multiple-interception game, picking off Jaguars QB **Blake Bortles** twice
- **10/26 vs. OAK:** After Raiders shifted out of initial FG formation picked off Raiders QB **Matt Schaub** and returned it 35 yards
- **11/2 vs. T.B.:** Picked off Buccaneers QB **Mike Glennon** in end zone to thwart Tampa Bay scoring threat
- **11/6 at CIN:** In 24-3 primetime win, recorded three tackles, one pass defended and one forced fumble ... Member of Browns defense that limited Bengals to 79 net passing yards, second fewest by an NFL team in 2014
- **11/23 at ATL:** Sustained knee injury in fourth quarter and was placed on injured reserve on 12/20

2013 (w/ CLE - 16/15, 0/0)

Started 15 of 16 games at free safety ... Totaled 105 tackles, five interceptions, his first career interception-return TD and 14 passes defended

- **9/8 vs. MIA:** Intercepted Dolphins QB **Ryan Tannehill** and returned it 29 yards

- **10/13 vs. DET:** Intercepted Lions QB **Matthew Stafford** in end zone, returning it 35 yards ... Added eight tackles
- **10/20 at G.B.:** Amassed a career-high 11 tackles and added one pass defended
- **12/15 vs. CHI:** Registered first multiple-interception game (two) and first interception-return TD ... In second quarter, grabbed his second interception of the game, returning it 44 yards

2012 (w/ CLE - 10/3, 0/0)

Appeared in 10 contests, with three starts ... Registered 29 tackles, one interception and one pass defended ... Also accounted for four stops on special teams

- **12/9 vs. K.C.:** Recorded his first career interception

COLLEGE (at Wyoming, 2008-11)

- Four-year starter at the University of Wyoming and started all 50 career games
- Notched nine career interceptions, which ranked tied for fourth in school history
- As a senior, recorded 95 tackles and three interceptions
- Played 38 games at Wyoming in the same defensive backfield as his brother, Marcell, one of the primary reasons he chose to attend the school
- Graduated with a degree in communications after finishing his course work during the offseason in 2015

PERSONAL

- First name is pronounced tuh-SHAWN
- Has a son, Tashaun Jr., and daughter, Nala
- His father and all three brothers played Division I football, including his brother, Marcell, who was originally signed by the Minnesota Vikings as an undrafted free agent in 2011 ... His father played football at Arizona State
- One of six children
- Attended Kimball High School in Dallas, Texas
- Received all-state honorable mention laurels ... Named the 4A District 14 Dallas City League MVP and earned first-team all-district honors both as a cornerback and as a returner during his senior season
- Also lettered in basketball and track
- Aspires to start an Alzheimer's awareness charity, as the disease has affected his family ... Works to help youth and provide them gifts during the holiday season
- Twitter handle is @Gipson_duos24



REGULAR SEASON CAREER STATISTICS

YEAR	TEAM	GP/GS	TKL	SOLO	ASST	INT	SACKS	FF	FR	PD
2012	CLE	10/3	29	23	6	1	0.0	0	0	1
2013	CLE	16/15	105	82	23	5	0.0	0	0	14
2014	CLE	11/11	52	28	24	6	0.0	1	0	8
2015	CLE	13/13	60	42	18	2	0.0	0	0	2
2016	JAX	16/16	41	34	7	1	0.0	0	0	2
NFL totals: 4 yrs.		66/58	287	209	78	15	0.0	1	0	27



CAREER HIGHS

	GAME	SEASON
Tackles:	11 (10/20/13 at G.B.)	95 (2013)
Interceptions:	2 (twice, last: 10/19/14 at JAX)	6 (2014)
Forced fumbles:	1 (11/6/14 at CIN)	1 (2014)
Passes defended:	4 (9/29/13 vs. CIN)	11 (2013)



2016 GAME-BY-GAME STATISTICS

DATE	OPP.	TKL	SOLO	ASST	INT	SACKS	FF	FR	PD
09/11	vs. Green Bay	3	3	0	0	0.0	0	0	0
09/18	at San Diego	3	3	0	0	0.0	0	0	0
09/25	vs. Baltimore	3	3	0	1	0.0	0	0	1
10/02	vs. Indianapolis	1	1	0	0	0.0	0	0	0
	BYE WEEK								
10/16	at Chicago	3	3	0	0	0.0	0	0	0
10/23	vs. Oakland	2	2	0	0	0.0	0	0	0
10/27	at Tennessee	3	2	1	0	0.0	0	0	0
11/06	at Kansas City	0	0	0	0	0.0	0	0	0
11/13	vs. Houston	2	2	0	0	0.0	0	0	0
11/20	at Detroit	1	1	0	0	0.0	0	0	0
11/27	at Buffalo	2	2	0	0	0.0	0	0	0
12/04	vs. Denver	2	1	1	0	0.0	0	0	0
12/11	vs. Minnesota	4	4	0	0	0.0	0	0	0
12/18	at Houston	4	3	1	0	0.0	0	0	0
12/24	vs. Tennessee	2	2	0	0	0.0	0	0	1
01/01	at Indianapolis	6	2	4	0	0.0	0	0	0
2016 totals:		41	34	7	1	0.0	0	0	2

PLAYER BIOS



2015 GAME-BY-GAME STATISTICS

DATE	OPP.	TKL	SOLO	ASST	INT	SACKS	FF	FR	PD
09/13	at N.Y. Jets	5	2	3	1	0.0	0	0	1
09/20	vs. Tennessee	8	5	3	0	0.0	0	0	0
09/27	vs. Oakland	6	3	3	0	0.0	0	0	0
10/04	at San Diego	4	3	1	0	0.0	0	0	0
10/11	at Baltimore					ina			
10/18	vs. Denver					ina			
10/25	at St. Louis					ina			
11/01	vs. Arizona	1	1	0	1	0.0	0	0	1
11/05	at Cincinnati	4	3	1	0	0.0	0	0	0
11/15	at Pittsburgh	4	3	1	0	0.0	0	0	0
	BYE WEEK								
11/30	vs. Baltimore	6	6	0	0	0.0	0	0	0
12/06	vs. Cincinnati	6	4	2	0	0.0	0	0	0
12/13	vs. San Francisco	1	1	0	0	0.0	0	0	0
12/20	at Seattle	9	5	4	0	0.0	0	0	0
12/27	at Kansas City	3	3	0	0	0.0	0	0	0
01/03	vs. Pittsburgh	3	3	0	0	0.0	0	0	0
2015 totals:		60	42	18	2	0.0	0	2	2



2012 GAME-BY-GAME STATISTICS

DATE	OPP.	TKL	SOLO	ASST	INT	SACKS	FF	FR	PD
09/09	vs. Philadelphia	0	0	0	0	0.0	0	0	0
09/16	at Cincinnati	0	0	0	0	0.0	0	0	0
09/23	vs. Buffalo	4	3	1	0	0.0	0	0	0
09/27	at Baltimore	2	1	1	0	0.0	0	0	0
10/07	at N.Y. Giants					ina			
10/14	vs. Cincinnati					ina			
10/21	at Indianapolis					ina			
10/28	vs. San Diego					ina			
11/04	vs. Baltimore					ina			
	BYE WEEK								
11/18	at Dallas	2	1	1	0	0.0	0	0	0
11/25	vs. Pittsburgh	2	2	0	0	0.0	0	0	0
12/02	at Oakland	8	7	1	0	0.0	0	0	0
12/09	vs. Kansas City	2	1	1	1	0.0	0	0	1
12/16	vs. Washington	3	3	0	0	0.0	0	0	0
12/23	at Denver					ina			
12/30	at Pittsburgh	6	5	1	0	0.0	0	0	0
2012 totals:		29	23	6	1	0.0	0	0	1



2014 GAME-BY-GAME STATISTICS

DATE	OPP.	TKL	SOLO	ASST	INT	SACKS	FF	FR	PD
09/07	at Pittsburgh	2	2	0	0	0.0	0	0	0
09/14	vs. New Orleans	8	3	5	1	0.0	0	0	1
09/21	vs. Baltimore	5	3	2	1	0.0	0	0	1
	BYE WEEK								
10/05	at Tennessee	4	3	1	0	0.0	0	0	1
10/12	vs. Pittsburgh	9	4	5	0	0.0	0	0	0
10/19	at Jacksonville	4	3	1	2	0.0	0	0	2
10/26	vs. Oakland	2	2	0	1	0.0	0	0	1
11/02	vs. Tampa Bay	5	3	2	1	0.0	0	0	1
11/06	at Cincinnati	3	1	2	0	0.0	0	0	1
11/16	vs. Houston	7	2	5	0	0.0	0	0	0
11/23	at Atlanta	3	2	1	0	0.0	0	0	0
11/30	at Buffalo					ina			
12/07	vs. Indianapolis					ina			
12/14	vs. Cincinnati					ina			
12/21	at Carolina					IR			
12/28	at Baltimore					IR			
2014 totals:		52	28	25	6	0.0	1	0	8



2013 GAME-BY-GAME STATISTICS

DATE	OPP.	TKL	SOLO	ASST	INT	SACKS	FF	FR	PD
09/08	vs. Miami	5	3	2	1	0.0	0	0	1
09/15	at Baltimore	8	6	2	0	0.0	0	0	0
09/22	at Minnesota	6	4	2	0	0.0	0	0	2
09/29	vs. Cincinnati	7	5	2	0	0.0	0	0	4
10/03	vs. Buffalo	6	6	0	0	0.0	0	0	1
10/13	vs. Detroit	8	7	1	1	0.0	0	0	1
10/20	at Green Bay	11	8	3	0	0.0	0	0	1
10/27	at Kansas City	10	9	1	0	0.0	0	0	0
11/03	vs. Baltimore	1	1	0	0	0.0	0	0	1
11/17	at Cincinnati	5	5	0	0	0.0	0	0	0
11/24	vs. Pittsburgh	4	3	1	0	0.0	0	0	0
12/01	vs. Jacksonville	6	4	2	0	0.0	0	0	0
12/08	at New England	7	4	3	0	0.0	0	0	0
12/15	vs. Chicago	8	8	0	2	0.0	0	0	2
12/22	at N.Y. Jets	7	6	1	0	0.0	0	0	0
12/29	at Pittsburgh	6	3	3	1	0.0	0	0	1
2013 totals:		105	82	23	5	0.0	0	0	14

PLAYER BIOS

30

COREY GRANT



RUNNING BACK

5-11 203 LBS.

AUBURN

BORN DECEMBER 19, 1991

OPELIKA, ALABAMA

ACQ: FREE AGENT 2015

EXP: 2ND YEAR

TRANSACTIONS

Originally signed by Jacksonville as an undrafted rookie free agent on 5/8/15 ... Placed on injured reserve on 10/20/15

PRO (Games played/started - 17/1)

- Second-year RB and kick returner

2016 (w/ JAX - 11/1)

- **9/11 vs. G.B.:** Posted two kick returns for 51 yards (25.5 avg.), including a long of 32
- **9/18 at S.D.:** Posted his first career touchdown, a 15-yard reception in the fourth quarter ... Returned three kicks for 67 yards (22.3 avg.)
- **9/25 vs. BAL:** Returned three kicks for 58 yards (19.3 avg.)
- **10/2 vs. IND:** Posted four kick returns for 80 yards (20.0 avg.), including a long of 28
- **10/16 at CHI:** Inactive (toe)
- **10/23 vs. OAK:** Inactive (toe)
- **10/27 at TEN:** Inactive (toe)
- **11/6 at K.C.:** Inactive
- **11/13 vs. HOU:** Inactive
- **11/20 at DET:** Saw action on special teams
- **11/27 at BUF:** Saw action on special teams, returning one kick for 12 yards
- **12/4 vs. DEN:** Rushed once for two yards and saw action on special teams
- **12/11 vs. MIN:** Rushed four times for 13 yards (3.3 avg.)
- **12/18 at HOU:** Saw action primarily on special teams and made a team-high three special teams tackles
- **12/24 vs. TEN:** Saw action after RBs **T.J. Yeldon** and **Chris Ivory** exited the game with injuries ... Tallied nine rushes for 27 yards (3.0 rush avg.) ... Added one reception for five yards
- **1/1 at IND:** Started at RB and ran for a career-best 122 yards on 18 carries, including a career-long touchdown run of 57 yards ... Also added two receptions for 15 yards

2015 (w/ JAX - 6/0)

Undrafted RB who had six carries for two yards and two receptions for 13 yards during his rookie campaign ... Returned eight kicks for 220 yards (27.5 avg.) ... Season cut short due to a hip injury that placed him on IR

- **9/13 vs. CAR:** Recorded one kickoff return for 40 yards in NFL debut ... Also had one reception for five yards
- **9/20 vs. MIA:** Had two kickoff returns for 46 yards (23.0 avg.)
- **9/27 at N.E.:** Rushed twice for six yards (3.0 avg.) and returned two kicks for 41 yards (20.5 avg.), with a long of 24
- **10/11 at T.B.:** Returned three kicks for 93 yards (31.0 avg.), and long of 42

COLLEGE (at Alabama, 2010; at Auburn, 2011-14)

- Finished his career with 1,040 rushing yards, becoming the 41st 1,000-yard career rusher in school history
- Scored 11 career TDs
- Ranks seventh in school history with a 24.48-yard kick return avg.
- After transferring to Auburn, sat out the 2011 season to satisfy NCAA rules
- Redshirted as a freshman at Alabama before deciding to transfer to Auburn
- Majored in physical activity and health education with a minor in sports coaching

PERSONAL

- Attended Opelika High School in Opelika, Ala. where he played for Head Coach Brian Blackmon
- Rated a four-star prospect by Rivals.com and Scout.com
- Also starred on the school's track team and was a two-time Alabama 6A State 100-meter champion and winner of the 2009 200-meter championship
- Son of Deborah and Ike Grant
- Twitter handle is @CoreyGranttt

REGULAR SEASON CAREER STATISTICS

YEAR	TEAM	GP/GS	RUSHING					RECEIVING				
			NO	YDS	AVG	LG	TD	NO	YDS	AVG	LG	TD
2015	JAX	6/0	6	2	0.3	11	0	2	13	6.5	8	0
2016	JAX	11/1	32	164	5.1	57t	1	4	35	8.8	15t	1
Career totals: 2 yrs.		17/1	38	166	4.4	57t	1	6	48	8.0	15t	1

YEAR	TEAM	NO.	YDS	AVG.	LG	TD
2015	JAX	8	220	27.5	42	0
2016	JAX	13	268	20.7	32	0
Career totals: 2 yrs.		21	488	23.3	42	0

CAREER HIGHS

	GAME	SEASON
Rushes:	18 (1/1/17 at IND)	32 (2016)
Rushing yards:	122 (1/1/17 at IND)	164 (2016)
Longest rush:	57t (1/1/17 at IND)	57t (2016)
Receptions:	2 (1/1/17 at IND)	4 (2016)
Receiving yards:	15 (two times, last: 1/1/17 at IND)	35 (2016)
Receiving TDs:	1 (9/18/16 at S.D.)	1 (2016)
Longest reception:	15 (9/18/16 at S.D.)	15 (2016)
Kickoff returns:	3 (10/11/15 at T.B.)	8 (2015)
Kickoff return yds.:	93 (10/11/15 at T.B.)	220 (2015)
Longest kick return:	42 (10/11/15 at T.B.)	42 (2015)

2016 GAME-BY-GAME STATISTICS

DATE	GAME	RUSHING					RECEIVING				
		NO	YDS	AVG	LG	TD	NO	YDS	AVG	LG	TD
09/11	vs. Green Bay	0	0	0.0	0	0	0	0	0.0	0	0
09/18	at San Diego	0	0	0.0	0	0	1	15	15.0	15t	1
09/25	vs. Baltimore	0	0	0.0	0	0	0	0	0.0	0	0
10/02	vs. Indianapolis	0	0	0.0	0	0	0	0	0.0	0	0
BYE WEEK											
10/16	at Chicago						ina				
10/23	vs. Oakland						ina				
10/27	at Tennessee						ina				
11/06	at Kansas City						ina				
11/13	vs. Houston						ina				
11/20	at Detroit	0	0	0.0	0	0	0	0	0.0	0	0
11/27	at Buffalo	0	0	0.0	0	0	0	0	0.0	0	0
12/04	vs. Denver	1	2	2.0	2	0	0	0	0.0	0	0
12/11	vs. Minnesota	4	13	3.3	9	0	0	0	0.0	0	0
12/18	at Houston	0	0	0	0	0	0	0	0.0	0	0
12/24	vs. Tennessee	9	27	3.0	8	0	1	5	5.0	5	0
01/01	at Indianapolis	18	122	6.8	57t	1	2	15	7.5	13	0
2016 totals:		32	164	5.1	57t	1	4	35	8.8	15t	1

DATE	GAME	NO.	YDS	AVG.	LG	TD
09/11	vs. Green Bay	2	51	25.5	32	0
09/18	at San Diego	3	67	22.3	24	0
09/25	vs. Baltimore	3	58	19.3	25	0
10/02	vs. Indianapolis	4	80	20.0	28	0
BYE WEEK						
10/16	at Chicago				ina	
10/23	vs. Oakland				ina	
10/27	at Tennessee				ina	
11/06	at Kansas City				ina	
11/13	vs. Houston				ina	
11/20	at Detroit	0	0	0.0	0	0
11/27	at Buffalo	1	12	13.0	13	0
12/04	vs. Denver	0	0	0.0	0	0
12/11	vs. Minnesota	0	0	0.0	0	0
12/18	at Houston	0	0	0.0	0	0
12/24	vs. Tennessee	0	0	0.0	0	0
01/01	at Indianapolis	0	0	0.0	0	0
2016 totals:		13	268	20.7	32	0

PLAYER BIOS



2015 GAME-BY-GAME STATISTICS


DATE	GAME	RUSHING					RECEIVING				
		NO	YDS	AVG	LG	TD	NO	YDS	AVG	LG	TD
09/13	vs. Carolina	0	0	0.0	0	0	1	5	5.0	5	0
09/20	vs. Miami	1	1	1.0	1	0	0	0	0.0	0	0
09/27	at New England	2	6	3.0	4	0	1	8	8.0	8	0
10/04	at Indianapolis	0	0	0.0	0	0	0	0	0.0	0	0
10/11	at Tampa Bay	2	-6	-3.0	11	0	0	0	0.0	0	0
10/18	vs. Houston	1	1	1.0	1	0	0	0	0.0	0	0
10/25	vs. Buffalo					IR					
	BYE WEEK										
11/08	at N.Y. Jets					IR					
11/15	at Baltimore					IR					
11/19	vs. Tennessee					IR					
11/29	vs. San Diego					IR					
12/06	at Tennessee					IR					
12/13	vs. Indianapolis					IR					
12/20	vs. Atlanta					IR					
12/27	at New Orleans					IR					
01/03	at Houston					IR					
2015 totals:		6	2	0.3	11	0	2	13	6.5	8	0

DATE	GAME	NO.	KICK RETURNS			
			YDS	AVG.	LG	TD
09/13	vs. Carolina	1	40	40.0	40	0
09/20	vs. Miami	2	46	23.0	24	0
09/27	at New England	2	41	20.5	24	0
10/04	at Indianapolis	0	0	0.0	0	0
10/11	at Tampa Bay	3	93	31.0	42	0
10/18	vs. Houston	0	0	0.0	0	0
10/25	vs. Buffalo					IR
	BYE WEEK					
11/08	at N.Y. Jets					IR
11/15	at Baltimore					IR
11/19	vs. Tennessee					IR
11/29	vs. San Diego					IR
12/06	at Tennessee					IR
12/13	vs. Indianapolis					IR
12/20	vs. Atlanta					IR
12/27	at New Orleans					IR
01/03	at Houston					IR
2015 totals:		8	220	27.5	42	0

PLAYER BIOS

7

CHAD HENNE



QUARTERBACK

6-3 222 LBS.

MICHIGAN

BORN JULY 2, 1985

WYOMISSING, PENNSYLVANIA

ACQ: UNRESTRICTED FREE AGENT (MIAMI) 2012

EXP: 9TH YEAR

TRANSACTIONS

Originally drafted by Miami in the second round (57th overall) of the 2008 draft ... Signed by Jacksonville as an unrestricted free agent on 3/15/12

PRO (Games played/started - 65/53)

- Ninth-year QB has played in 65 games with 53 starts
- Career totals include 1,159 of 1,954 passing for 12,931 yards with 58 TDs/63 INTs and a 75.5 rating
- Joined the Jaguars in 2012 as an unrestricted free agent and has played in 28 games with 22 starts
- Spent first four seasons in Miami after being selected in the second round of 2008 draft

2016 (w/ JAX - 1/0)

- **9/11 vs. G.B.:** Dressed but did not play
- **9/18 at S.D.:** Dressed but did not play
- **9/25 vs. BAL:** Dressed but did not play
- **10/2 vs. IND:** Dressed but did not play
- **10/16 at CHI:** Dressed but did not play
- **10/23 vs. OAK:** Dressed but did not play
- **10/27 at TEN:** Dressed but did not play
- **11/6 at K.C.:** Dressed but did not play
- **11/13 vs. HOU:** Dressed but did not play
- **11/20 at DET:** Took a knee on the final snap of the first half
- **11/27 at BUF:** Dressed but did not play
- **12/4 vs. DEN:** Dressed but did not play
- **12/11 vs. MIN:** Dressed but did not play
- **12/18 at HOU:** Dressed but did not play
- **12/24 vs. TEN:** Dressed but did not play
- **1/1 at IND:** Dressed but did not play

2015 (w/ JAX - 0/0)

Dressed in all 16 games but did not play

2014 (w/ JAX - 3/3)

Started the first three games and was 42 of 78 passing for 492 yards with three TDs and one INT for an 80.7 rating ... Added four rushes for 25 yards ... Dressed but did not play in final 13 games

- **9/7 at PHI:** Opened the season as starting QB and completed 24 of 43 passes for 266 yards with two TDs for an 89.9 passer rating ... Hooked up rookie WR **Allen Hurns** for TDs of 34 and 21 yards in the first quarter
- **9/14 at WAS:** Started at QB and was 14 of 28 passing for 193 yards with one TD and one INT for a 69.5 rating ... Had two completions of 50-plus yards, a 63-yard TD pass to TE **Marcedes Lewis** and a 54-yard completion to WR **Allen Robinson**
- **9/21 vs. IND:** Started at QB and was 4 of 7 passing for 33 yards before he was replaced in the second half by QB **Blake Bortles**

2013 (w/ JAX - 15/15)

Started 13 of 15 games played, tied for the second-most starts of his career ... Was 305 of 503 passing for 3,241 yards with 13 TDs and 14 INTs for a 76.5 passer rating ... Established career-highs for attempts and completions and had second-most yards ... Started the last 11 games

- **9/8 vs. KC:** Inserted into the game during middle of club's final drive as QB **Blaine Gabbert** suffered a hand injury. Completed 3 of 6 passes for 36 yards with a 24-yard completion to WR **Cecil Shorts III**
- **9/15 at OAK:** Started at QB for injured QB **Blaine Gabbert** and threw for 241 yards on 25 of 38 passing with one TD for a 92.1 passer rating
- **9/22 at SEA:** Started at QB and completed 18 of 38 passes for 235 yards with two TDs for a 45.4 rating
- **10/6 at STL:** Entered the game with 5:14 remaining in the third quarter after QB **Blaine Gabbert** suffered a hamstring injury ... Finished 7 of 13 passing for 89 yards with one TD for a 101.1 passer rating
- **10/13 at DEN:** Started at QB and was 27 of 42 passing for 303 yards with two INTs for a 65.9 rating
- **10/20 vs. SD:** Registered his second straight 300-yard passing game, completing 23 of 36 passes for 318 yards with one INT for an 80.6 rating
- **10/27 vs. SF:** Started at QB and threw for 228 yards and one TD for an 84.3 passer rating
- **11/10 at TEN:** Started at QB and was 14 of 23 passing for 180 yards with two INTs for a 49.2 rating ... Won second start as a Jaguar
- **11/17 vs. ARI:** Led club to TDs on back-to-back drives to open the game ...

Hooked up with TE **Danny Noble** for a 62-yard TD on the opening drive. Finished 27 of 42 passing for 255 yards with one TD/two INTs and a 69.0 rating

- **11/24 at HOU:** Was 23 of 32 passing for 239 yards with a season-high 93.1 rating
- **12/1 at CLE:** Completed 22 of 40 passes for 195 yards with 2 TDs/1 INT for a 74.5 rating ... Directed his fourth career game-winning drive, hooking up with WR **Cecil Shorts III** for a 20-yard TD with 40 seconds remaining in the game
- **12/5 vs. HOU:** Threw for 117 yards and two TDs, his 11th career multi-TD game
- **12/15 vs. BUF:** Threw for 237 yards and two TDs on 21 of 36 passing
- **12/22 vs. TEN:** Registered his fourth straight game with two TD passes, hooking up with TE **Marcedes Lewis** and WR **Mike Brown** for scores
- **12/29 at IND:** Started in season-finale and registered a season-high 331 yards on 30 of 51 passing with one TD and one INT

2012 (w/ JAX - 10/6)

Appeared in 10 games with six starts ... Completed 166 of 308 passes for 2,084 yards with 11 TDs and 11 INTs for a 72.2 rating ... Became 15th different starting QB in franchise history

- **9/16 vs. HOU:** Made Jaguars debut in fourth quarter when QB **Blaine Gabbert** departed with an injury and went 2-for-2 passing with 23 yards
- **10/21 at OAK:** Entered game in second quarter when QB **Blaine Gabbert** suffered a left shoulder injury and completed nine of 20 passes for 71 yards
- **11/8 vs. IND:** Was inserted into the game in the fourth quarter and completed 10 of 16 passes for 121 yards with a TD and INT
- **11/18 at HOU:** Entered game in first quarter on club's second offensive possession after QB **Blaine Gabbert** left with a right forearm/elbow injury ... Completed 16 of 33 passes for 354 yards and a career-best four TDs ... Became first QB since Hall of Famer **Steve Young** in 1987 to come off bench and throw for four TDs and no INTs
- **11/25 vs. TEN:** Made first start of the season and threw for 261 yards on 17 of 26 passing with two TDs and one INT
- **12/23 vs. NE:** Threw for 348 yards on 29 of 51 passing with one TD and three INT.
- **12/30 at TEN:** Made sixth consecutive start and completed 25 of 41 passes for 298 yards with two TD and three INT

2011 (w/ MIA - 4/4)

Started the first four games before suffering a season-ending left shoulder injury ... Was placed on injured reserve on Oct. 6 ... Completed 64 of 112 passes (57.1 pct.) for 868 yards with four TDs and four INTs for a 79.0 rating ... Added 15 rushes for 112 yards and one TD

- **9/12 vs. NE:** Opened the season as starter and was 30 of 49 for a career-high 416 yards with two TDs and one INT for a 93.6 rating ... Marked highest single-game passing yardage total by any Dolphin QB other than **Dan Marino**
- **9/25 at CLE:** Was 19 of 29 passing for 255 yards with one TD and one INT
- **10/2 at SD:** Left the game with a left shoulder injury in the first quarter

2010 (w/ MIA - 15/14)

Started 14 of 15 games and was 6-8 as starter... Was 301 of 490 passing (61.4 pct.) for 3,301 yards with 15 TDs and 19 INTs for a 75.4 rating

- **9/26 vs. NYJ:** Threw for two TDs and one INT on 26 of 44 passing for a then career-high 363 yards
- **10/4 vs. NE:** Was 28 of 38 passing for 305 yards with two TDs and three INTs.
- **10/17 at GB:** Threw for two TDs including a 22-yard pass to TE **Anthony Fasano** that broke a 13-13 tie to give the Dolphins a lead in the fourth quarter leading to overtime win
- **11/14 vs. TEN:** Saw action in relief of **Chad Pennington** in the first quarter ... Suffered an injury to his right knee in the third quarter and did not return
- **11/28 at OAK:** Returned to lineup and threw for 307 yards on 17 of 30 passing with two TDs and one INT. Connected with **Marlon Moore** on a 57-yard TD pass
- **12/19 vs. BUF:** Completed 73.3 percent of passes (33 of 45) for 276 yards with one TD and one INT
- **12/26 vs. DET:** Passed **David Woodley** to move into fourth place among the Dolphins career passing yardage leaders ... Completed 29 of 44 passes for 278 yards with one TD and two INTs

2009 (w/ MIA - 14/13)

Played in 14 games with 13 starts and posted 7-6 record as starter... Completed 274 of 451 passes (60.7 pct.) for 2,878 yards with 12 TDs and 14 INTs for a passer rating of 75.2

- **9/27 at SD:** Saw first action of season in relief of QB **Chad Pennington** and totaled 10 of 19 passing for 92 yards with one INT
- **10/14 vs. BUF:** Made first career start and completed 14 of 22 passes for 115 yards and one TD for a 92.0 rating, hooking up with WR **Brian Hartline** in third quarter for first career TD pass
- **10/12 vs. NYJ:** Led Dolphins to a 31-27 comeback win on Monday Night Football with first career fourth-quarter comeback ... Connected on 20 of 26 passes for 241 yards and two TDs for a career-high 130.4 passer rating ... Led club to 21 points in fourth quarter and finished the quarter 9 of 12 passing for 121 yards with two TDs
- **11/15 vs. TB:** Posted second fourth quarter comeback win as he was 17 of 31 for 175 yards with one TD, leading team to a game-winning FG
- **11/19 vs. NE:** Finished 29 of 52 passing for 335 yards with two TDs and one INT in a comeback win
- **12/13 at JAX:** Completed 21 of 29 passes for 220 yards with one INT and scored first career rushing TD ... Set franchise record for consecutive completions in a single game with 17 straight
- **12/27 vs. HOU:** Set season and career marks with 35 completions and 55

PLAYER BIOS

attempts for 322 yards with one TD for second consecutive 300-yard passing game
 • **9/13 vs. PIT:** Closed out season with 140 yards on 16 of 20 passing for a career-best 80.0 completion percentage with one TD and one INT

2008 (w/ MIA - 3/0)

Appeared in three games as a rookie
 • **9/14 at ARI:** Made NFL debut in the fourth quarter and was 7 of 12 passing for 67 yards, all on an 18-play drive covering 89 yards

COLLEGE (at Michigan, 2004-07)

- Four-year starter who compiled a 33-14 record as starter
- Career totals: 828 of 1,387 (59.7 pct.) for 9,715 yards with 87 TDs, 37 INTs
- Tossed at least one TD pass in 42 of his 47 career games and threw for at least 200 yards in 26 starts
- Finished with school records for career completions, attempts, passing yards and TD passes
- Ranked second to Purdue's **Drew Brees** in Big Ten Conference history for career TD passes
- Became first true freshman QB in Big Ten history to lead his team to a conference title
- Earned degree in general studies

PERSONAL

- Married (Brittany)
- Attended Wilson High School in West Lawn, Pa.
- Set Pennsylvania District III all-time passing and TD records with 7,071 yards and 74 TDs
- Also competed in track and field and was a two-year starter on basketball team
- Father, Sheldon, worked two full-time jobs as both a welder and a high school and junior high school football coach
- Full name: Chad Steven Henne

REGULAR SEASON CAREER STATISTICS

PASSING

YEAR	TEAM	P/S	COMP	ATT	PCT	YDS	AVG	TD	INT	SK	RTG	
2008	MIA	3/0	7	12	58.3	67	5.6	0	0	0	74.0	
2009	MIA	14/13	274	451	60.8	2,878	6.4	12	14	26	75.2	
2010	MIA	15/14	301	490	61.4	3,301	6.7	15	19	30	75.4	
2011	MIA	4/4	64	112	57.1	868	7.8	4	4	11	79.0	
2012	JAX	10/6	166	308	53.9	2,084	6.8	11	11	28	72.2	
2013	JAX	15/13	305	503	60.6	3,241	6.4	13	14	38	76.5	
2014	JAX	3/3	42	78	53.8	492	6.3	3	1	16	80.7	
2015	JAX	0/0	0	0	0.0	0	0.0	0	0	0	0.0	
2016	JAX	1/0	0	0	0.0	0	0.0	0	0	0	0.0	
NFL totals:		9 yrs.	65/53	1,159	1,954	59.3	12,931	6.6	58	63	149	75.5

CAREER HIGHS

	GAME	SEASON
Passing completions:	35 (12/27/09 vs. HOU)	305 (2013)
Passing attempts:	55 (12/27/09 vs. HOU)	503 (2013)
Passing percentage:	80.0 (01/03/10 vs. PIT)	61.4 (2010)
Passing yards:	416 (9/12/11 vs. N.E.)	3,301 (2010)
Passing touchdowns:	4 (11/18/12 at HOU)	15 (2010)
Passer rating:	130.4 (10/12/09 vs. NYJ)	80.7 (2014)
Rushing attempts:	7 (9/12/11 vs. N.E.)	27 (2013)
Rushing yards:	59 (9/12/11 vs. N.E.)	112 (2012)
Rushing touchdowns:	1 (three times, last: 12/2/12 vs. BUF)	1 (2012)

2016 GAME-BY-GAME STATISTICS

DATE	OPP	P/S	COMP	ATT	PCT	YDS	AVG	TD	INT	SK	RTG
09/11	vs. G.B.										
09/18	at S.D.										
09/25	vs. BAL										
10/02	vs. IND										
	BYE WEEK										
10/16	at CHI										
10/23	vs. OAK										
10/27	at TEN										
11/06	at K.C.										
11/13	vs. HOU										
11/20	at DET	1/0	0	0	0.0	0	0.0	0	0	0	0
11/27	at BUF										
12/04	vs. DEN										
12/11	vs. MIN										
12/18	at HOU										
12/24	vs. TEN										
01/01	at IND										
2016 totals:		1/0	0	0	0.0	0	0.0	0	0	0	0

2015 GAME-BY-GAME STATISTICS

DATE	OPP	P/S	COMP	ATT	PCT	YDS	AVG	TD	INT	SK	RTG
09/13	vs. CAR										
09/20	vs. MIA										
09/27	at N.E.										
10/04	at IND										
10/11	at T.B.										
10/18	vs. HOU										
10/25	vs. BUF										
	BYE WEEK										
11/08	at NYJ										
11/15	at BAL										
11/19	vs. TEN										
11/29	vs. S.D.										
12/06	at TEN										
12/13	vs. IND										
12/20	vs. ATL										
12/27	at N.O.										
01/03	at HOU										
2015 totals:		0/0	0	0	0.0	0	0.0	0	0	0	0

2014 GAME-BY-GAME STATISTICS

DATE	OPP	P/S	COMP	ATT	PCT	YDS	AVG	TD	INT	SK	RTG
09/07	at PHI	1/1	24	43	55.8	266	6.2	2	0	3	89.9
09/14	at WAS	1/1	14	28	50.0	193	6.9	1	1	10	69.5
09/21	vs. IND	1/1	4	7	57.1	33	4.7	0	0	3	69.3
09/28	at S.D.	0/0									
10/05	vs. PIT	0/0									
10/12	at TEN	0/0									
10/19	vs. CLE	0/0									
10/26	vs. MIA	0/0									
11/02	at CIN	0/0									
11/09	vs. DAL	0/0									
	BYE WEEK										
11/23	at IND	0/0									
11/30	vs. NYG	0/0									
12/07	vs. HOU	0/0									
12/14	at BAL	0/0									
12/18	vs. TEN	0/0									
12/28	at HOU	0/0									
2014 totals:		3/3	42	78	53.8	492	6.3	3	1	16	80.7

2013 GAME-BY-GAME STATISTICS

DATE	OPP	P/S	COMP	ATT	PCT	YDS	AVG	TD	INT	SK	RTG
09/08	vs. K.C.	1/0	3	6	50.0	36	6.0	0	0	0	68.8
09/15	at OAK	1/1	25	38	65.8	241	6.3	1	0	5	92.1
09/22	at SEA	1/1	18	38	47.4	235	6.2	0	2	3	45.4
09/29	vs. IND	0/0	0	0	0.0	0	0.0	0	0	0	0.0
10/06	at STL	1/0	7	13	53.8	89	6.8	1	0	0	101.1
10/13	at DEN	1/1	27	42	64.3	303	7.2	0	2	2	65.9
10/20	vs. S.D.	1/1	23	36	63.9	318	8.8	0	1	6	80.6
10/27	vs. S.F.	1/1	29	45	64.4	228	5.1	1	0	0	84.3
	BYE WEEK										
11/10	at TEN	1/1	14	23	60.9	180	7.8	0	2	3	49.2
11/17	vs. ARI	1/1	27	42	64.3	255	6.1	1	2	2	69.0
11/24	at HOU	1/1	23	32	71.9	239	7.5	0	0	4	93.1
12/01	at CLE	1/1	22	40	55.0	195	4.9	2	1	2	74.5
12/05	vs. HOU	1/1	12	27	44.4	117	4.3	2	0	1	81.9
12/15	vs. BUF	1/1	21	36	58.3	237	6.6	2	2	5	73.5
12/22	vs. TEN	1/1	24	34	70.6	237	7.0	2	1	2	97.3
12/29	at IND	1/1	30	51	58.8	331	6.5	1	1	3	76.5
2013 totals:		15/13	305	503	60.6	3,241	6.4	13	14	38	76.5

PLAYER BIOS



2012 GAME-BY-GAME STATISTICS

DATE	OPP	P/S	COMP	ATT	PCT	YDS	AVG	TD	INT	SK	RTG
09/09	at MIN					ina					
09/16	vs. HOU	1/0	2	2	100.0	23	11.5	0	0	0	114.6
09/23	at IND					ina					
09/30	vs. CIN					ina					
10/07	vs. CHI					ina					
BYE WEEK											
10/21	at OAK	1/0	9	20	45.0	71	3.6	0	0	3	54.4
10/28	at G.B.					ina					
11/04	vs. DET					ina					
11/08	vs. IND	1/0	10	16	62.5	121	7.6	1	1	1	80.5
11/18	at HOU	1/0	16	33	48.5	354	10.7	4	0	1	126.8
11/25	vs. TEN	1/1	17	26	65.4	261	10.0	2	1	7	108.0
12/02	at BUF	1/1	19	42	45.2	202	4.8	1	1	3	41.3
12/09	vs. NYJ	1/1	21	43	48.8	185	4.3	0	2	3	41.3
12/16	at MIA	1/1	18	34	52.9	221	6.5	0	0	2	73.3
12/23	vs. N.E.	1/1	29	51	56.9	348	6.8	1	3	1	59.9
12/30	at TEN	1/1	25	41	61.0	298	7.3	2	3	7	69.0
2012 totals:		10/6	166	308	53.9	2,084	6.8	11	11	28	72.2



2011 GAME-BY-GAME STATISTICS

DATE	OPP	P/S	COMP	ATT	PCT	YDS	AVG	TD	INT	SK	RTG
09/12	vs. N.E.	1/1	30	49	61.2	416	8.5	2	1	4	93.6
09/18	vs. HOU	1/1	12	30	40.0	170	5.7	1	1	2	56.2
09/25	at CLE	1/1	19	29	65.5	255	8.8	1	1	5	90.4
10/02	at S.D.	1/1	3	4	75.0	27	6.8	0	1	0	53.1
BYE WEEK											
10/17	at NYJ					IR					
10/23	vs. DEN					IR					
10/30	at NYG					IR					
11/06	at K.C.					IR					
11/13	vs. WAS					IR					
11/20	vs. BUF					IR					
11/24	at DAL					IR					
12/04	vs. OAK					IR					
12/11	vs. PHI					IR					
12/18	at BUF					IR					
12/24	at N.E.					IR					
01/01	vs. NYJ					IR					
2011 totals:		4/4	64	112	57.1	868	7.8	4	4	11	79.0



2010 GAME-BY-GAME STATISTICS

DATE	OPP	P/S	COMP	ATT	PCT	YDS	AVG	TD	INT	SK	RTG
09/12	at BUF	1/1	21	34	61.8	182	5.4	0	0	3	75.9
09/19	at MIN	1/1	9	15	60.0	114	7.6	1	0	2	106.0
09/26	vs. NYJ	1/1	26	44	59.1	363	8.3	2	1	2	91.4
10/04	vs. N.E.	1/1	28	38	73.7	305	8.0	2	3	2	81.6
BYE WEEK											
10/17	at G.B.	1/1	23	39	59.0	231	5.9	2	1	0	82.3
10/24	vs. PIT	1/1	23	36	63.9	257	7.1	1	1	1	82.8
10/31	at CIN	1/1	24	37	64.9	217	5.9	0	1	0	69.3
11/07	at BAL	1/1	22	34	64.7	231	6.8	0	3	2	47.5
11/14	vs. TEN	1/0	19	28	67.9	240	8.6	1	1	1	91.4
11/18	vs. CHI	0/0				ina					
11/28	at OAK	1/1	17	30	56.7	307	10.2	2	1	3	100.3
12/05	vs. CLE	1/1	16	32	50.0	174	5.4	1	3	1	37.8
12/12	at NYJ	1/1	5	18	27.8	55	3.1	1	0	5	58.3
12/19	vs. BUF	1/1	33	45	73.3	276	6.1	1	1	3	86.9
12/26	vs. DET	1/1	29	44	65.9	278	6.3	1	2	2	72.0
01/02	at N.E.	1/1	6	16	37.5	71	4.4	0	1	3	25.6
2010 totals:		15/14	64	112	57.1	868	7.8	4	4	11	79.0



2009 GAME-BY-GAME STATISTICS

DATE	OPP	P/S	COMP	ATT	PCT	YDS	AVG	TD	INT	SK	RTG
09/13	at ATL					ina					
09/21	vs. IND					ina					
09/27	at S.D.	1/0	10	19	52.6	92	4.8	0	1	1	44.2
10/04	vs. BUF	1/1	14	22	63.6	115	5.2	1	0	6	92.0
10/12	vs. NYJ	1/1	12	21	57.1	241	9.3	2	0	0	130.4
BYE WEEK											
10/25	vs. N.O.	1/1	18	36	50.0	211	5.9	0	2	2	45.0
11/01	at NYJ	1/1	12	21	57.1	112	5.3	1	0	5	87.8
11/08	at N.E.	1/1	19	34	55.9	219	6.4	0	0	2	75.5
11/15	vs. T.B.	1/1	17	31	54.8	175	5.6	1	1	0	68.6
11/19	at CAR	1/1	17	29	58.6	172	5.9	1	0	0	87.1
11/29	at BUF	1/1	17	31	54.8	175	5.6	1	3	1	42.5
12/06	vs. N.E.	1/1	29	52	55.8	335	6.4	2	1	1	80.2
12/13	at JAX	1/1	21	29	72.4	220	7.6	0	1	2	79.7
12/20	at TEN	1/1	29	46	63.0	349	7.6	1	3	1	66.3
12/27	vs. HOU	1/1	35	55	63.6	322	5.9	1	1	3	78.0
01/03	vs. PIT	1/1	16	20	80.0	140	7.0	1	1	2	91.7
2009 totals:		14/13	274	451	60.8	2,878	6.4	12	14	26	75.2

PLAYER BIOS

34

BRONSON HILL

RUNNING BACK
5-10 223 LBS.
EASTERN MICHIGAN
BORN JANUARY 2, 1993
GRAND RAPIDS, MICHIGAN
ACQ: FREE AGENT 2016
EXP: 1ST YEAR



TRANSACTIONS

Originally signed by Buffalo as an undrafted free agent Released on 9/4/15 ... Signed by Chicago to the practice squad on 9/9/15 ... Released on 9/21/15 ... Signed by Miami to the practice squad on 10/15/15 ... Released on 10/20/15 ... Signed by New Orleans to the practice squad on 12/9/15 ... Signed by Cincinnati on 2/2/16 ... Released on 9/3/16 ... Signed by Jacksonville to the practice squad on 9/5/16 ... Promoted to the 53-man active roster on 12/10/16

PRO (Games played/started - 3/0)

• First-year RB was on the practice squads in Chicago, Miami, New Orleans, Cincinnati and Jacksonville

2016 (w/ JAX - 3/0)

- Spent the first 13 weeks of the season on the practice squad before promotion to the active roster prior to the team's Week 14 game vs. Minnesota
 - **12/11 vs. MIN:** Dressed but did not play
 - **12/18 at HOU:** Saw action on special teams
 - **12/24 vs. TEN:** Saw action primarily on special teams
 - **1/1 at IND:** Rushed for 11 yards on two carries

COLLEGE (at Eastern Michigan, 2011-14)

- Totaled 2,359 rushing yards, all in the last three seasons
- Rushed for 905 yards as a sophomore, including 283 vs. Toledo, and earned team Most Valuable Offensive Player
- Also saw time on the EMU track team as a sprinter
- Majored in marketing

PERSONAL

- Attended Catholic Central High School, where he rushed for a school-record 23 TDs as a senior, earning second-team all state

PLAYER BIOS

79

JORDAN HILL

DEFENSIVE TACKLE

6-1 295 LBS.


PENN STATE

BORN FEBRUARY 8, 1991

STEELTON, PENNSYLVANIA

ACQ: FREE AGENT 2016

EXP: 4TH YEAR



REGULAR SEASON CAREER STATISTICS

YEAR	TEAM	GP/GS	TKL	SOLO	ASST	SACKS	FF	FR	INT	PD
2013	SEA	4/0	7	4	3	1.5	0	0	0	0
2014	SEA	13/0	19	15	4	5.5	0	3	0	4
2015	SEA	10/1	24	12	12	0.0	0	1	0	1
2016	JAX	4/0	0	0	0	0	0.0	0	0	0
NFL totals: 4 yrs.		31/1	50	31	19	7.0	4.5	4	0	5

TRANSACTIONS

Originally drafted by Seattle in the third round (87th overall) by Seattle in the 2013 NFL Draft ... Waived/injured by Seattle on 9/3/16 ... Signed by Washington on 11/8/16 ... Waived by Washington on 11/19/16 ... Claimed off waivers by Jacksonville on 11/21/16

PRO (Games played/started - 31/1)

- Fourth-year DL has appeared in 31 games with one start
- Career totals include 50 tackles (31 solo) and 7.0 sacks

2016 (w/ WAS - ina; JAX - 4/0)

Was inactive for WAS on 11/13 vs. MIN

- **11/27 at BUF:** Saw action at DT
- **12/4 vs. DEN:** Saw action at DT and on special teams
- **12/11 vs. MIN:** Saw action at DT and on special teams
- **12/18 at HOU:** Saw action at DT and on special teams
- **12/24 vs. TEN:** Inactive (calf)
- **1/1 at IND:** Inactive (calf)

2015 (w/SEA - 10/1)

Appeared in 10 games with one start and totaled 24 tackles

2014 (w/SEA - 13/0)

Totaled 19 tackles (15 solo), 5.5 sacks and one interception

2013 (w/SEA - 4/0)

Registered 7 tackles and 1.5 sacks

COLLEGE (at Penn State - 2009-13)

- All-Big Ten Selection in 2013
- Appeared in 45 games with 27 starts
- Finished career with 171 tackles and 9.5 sacks


PERSONAL

- Attended Steelton-Highspire High School (Steelton, Pa.)
- Helped team to 2007 and 2008 Pennsylvania Class A state championships and an undefeated senior campaign
- Son of Sue and Larry Hill
- Has two younger sisters: Janelle and Joslyn

PLAYER BIOS

31

DAVON HOUSE



CORNERBACK
6-0 190 LBS.

NEW MEXICO STATE
BORN JULY 10, 1989

PALMDALE, CALIFORNIA

ACQ: UNRESTRICTED FREE AGENT (GREEN BAY) 2015

EXP: 6TH YEAR

TRANSACTIONS

Originally drafted by Green Bay in the fourth round (131st overall) of the 2011 draft ... Signed by Jacksonville as an unrestricted free agent on 3/11/15

PRO (Games played/started - 73/33, 3/0)

- Sixth-year CB joined Jacksonville prior to the 2015 season
- Spent first four NFL seasons with Green Bay after being selected in the fourth round of the 2011 draft
- Has played in three postseason games

2016 (w/ JAX - 16/4)

- **9/11 vs. G.B.:** Started at LCB in the team's season opener and recorded two solo tackles
- **9/18 at S.D.:** Started at LCB and made five tackles (three solo)
- **9/25 vs. BAL:** Started at LCB and made five solo tackles
- **10/2 vs. IND:** Started at LCB and played 30 snaps at the position
- **10/16 at CHI:** Saw three snaps at CB and contributed on special teams
- **10/23 vs. OAK:** Saw snaps at CB and on special teams, making two solo tackles
- **10/27 at TEN:** Played three snaps at CB and saw action on special teams
- **11/6 at K.C.:** Saw action on special teams
- **11/13 vs. HOU:** Saw action on special teams
- **11/20 at DET:** Saw action at CB and on special teams
- **11/27 at BUF:** Saw action on special teams
- **12/4 vs. DEN:** Saw action on special teams
- **12/11 vs. MIN:** Saw action at CB and on special teams, tallying one special teams tackle
- **12/18 at HOU:** Saw action at CB and on special teams
- **12/24 vs. TEN:** Saw action at CB and on special teams
- **1/1 at IND:** Saw action at CB and recorded two tackles (one solo)

2015 (w/ JAX - 16/15)

Played in all 16 games with 15 starts ... Set the Jaguars single-season record with 23 passes defended, which were third-most in the NFL

- **9/27 at N.E.:** Started at LCB, making four solo tackles and one pass defended
- **10/4 at IND:** Made three tackles (three solo) and recorded two passes defended
- **10/11 at T.B.:** Made three tackles and recorded three passes defended
- **10/18 vs. HOU:** Started at LCB, making five tackles (five solo) and three passes defended ... Fourth NFL player in the last 15 seasons and first Jaguars player to register three or more passes defended in back-to-back games
- **11/15 at BAL:** Started at CB, making eight tackles (three solo), recording two INTs and four passes defended, all career highs... He became first Jaguars player since **Dareh Cox** (10/31/10) to regular INTs in a single game
- **11/19 vs. TEN:** Registered three tackles (three solo), one pass defended, and a forced fumble and recovery in the fourth quarter
- **12/6 at TEN:** Started at LCB and made five tackles (four solo) ... Recorded his third interception of the season, becoming the first Jaguars player with three-plus INTs in a single-season since **Derek Cox** (four) and **Paul Posluszny** (three) in 2014
- **1/3 at HOU:** Started at LCB and made seven tackles (six solo) ... Added two passes defended and one INT

2014 (w/ G.B. - 13/4, 2/0)

Played in 13 games with four starts ... Missed the final three games with a shoulder injury ... Recorded 24 tackles (17 solo), one INT, one forced fumble and 11 passes defended ... Added four special teams tackles ... Part of secondary that helped Green Bay rank seventh in NFL in opponent passer rating (82.0) ... Played in both postseason games and totaled three special teams tackles

- **9/14 vs. NYJ:** Played 30 snaps on defense and registered three tackles (two solo) and two passes defended
- **9/21 at DET:** Intercepted QB **Matthew Stafford** in the second quarter
- **9/28 at CHI:** Had three solo tackles and a season-high two special teams tackles... Started at nickel CB and posted first career forced fumble when he punched the ball loose from WR **Alshon Jeffery** on an end-around in the third quarter
- **10/26 at N.O.:** Started at RCB for the second week and totaled five tackles and a team-high two passes defended

2013 (w/ G.B. - 16/5, 1/0)

Played in 16 games for the first time in his career, making five starts ... Totaled 32 tackles (26 solo), one sack, one INT and 13 passes defended ... Led team with 12 special teams tackles

- **9/15 vs. WAS:** Earned a special teams game ball, totaling two tackles ... Also saw action for 26 plays on defense and took down QB **Robert Griffin III** for a six-yard loss, his second career sack
- **10/20 vs. CLE:** Saw action for 56 plays and finished with four tackles (three solo), three passes defended and his first career INT ... Picked off QB **Brandon Weeden** on a fourth-down play in the first quarter
- **1/5 vs. S.F.:** Saw action for 61 plays in NFC Wild Card game and tallied four solo tackles and three passes defended

2012 (w/ G.B. - 9/5)

Saw action in nine games with five starts ... Injured his shoulder in the first preseason game and missed the first six weeks of the regular season ... Season totals include 18 tackles (17 solo), 13 passes defended and one sack

- **10/21 at STL:** Made season debut and served as the team's dime CB and led club with three passes defended
- **10/28 vs. JAX:** Started first career game and finished with two solo tackles and two passes defended ... Blocked a second quarter P **Bryan Anger** punt that was recovered by the Packers in the end zone for a TD ... Marked first Packers' first blocked punt since Sept. 29, 2003
- **11/18 at DET:** Did not miss a snap (72 plays) and totaled two tackles, his first career sack and two passes defended ... Dropped QB **Matthew Stafford** for a three-yard loss in the fourth quarter

2011 (w/ G.B. - 2/0)

Played in two games as a rookie, mainly on special teams where he had one tackle ... Was listed as gameday inactive 12 times, and dressed but did not play for two others

- **10/23 at MIN:** Made NFL debut

COLLEGE (at New Mexico State, 2007-10)

- Four-year starter who played under Jaguars Defensive Backs Coach **DeWayne Walker** from 2009-10
- Played in 50 games with 43 starts and earned first-team All-Western Athletic Conference honors in each of his final two seasons
- Finished career ranked first in school history with 319 INT return yards and tied for sixth with 11 INTs
- Returned three INTs for TDs during his career, highlighted by a 100-yard return for a score vs. Idaho as a true freshman in 2007
- Earned a degree in family consumer science

PERSONAL

- Attended Palmdale (Calif.) High School and earned All-Golden League honors and All-CIF recognition as a senior
- Participated in the Next Level All-Star Game and was named the game's Most Valuable Player
- Didn't play football until his junior season of high school
- Also was an All-Golden League selection in baseball and track and field
- Older brother, Tyreace, was a sixth-round draft choice of the Oakland Athletics in 2008
- Sister, Vanessa, played softball at San Jose State
- Married (Leatrice)
- Full name is Davon Thomas House
- Twitter handle is @DavonHouse



REGULAR SEASON CAREER STATISTICS

YEAR	TEAM	GP/GS	TKL	SOLO	ASST	SACKS	FF	FR	PD	INT
2011	G.B.	2/0	0	0	0	0.0	0	0	0	0
2012	G.B.	9/5	18	17	1	1.0	0	0	13	0
2013	G.B.	16/5	32	26	6	1.0	0	0	13	1
2014	G.B.	13/4	24	17	7	0.0	1	0	11	1
2015	JAX	16/15	60	49	11	0.0	1	1	23	4
2016	JAX	16/4	16	13	3	0.0	0	0	0	0
NFL totals:		6 yrs. 73/33	150	122	28	2.0	2	1	60	6



POSTSEASON CAREER STATISTICS

YEAR	TEAM	GP/GS	TKL	SOLO	ASST	SACKS	FF	FR	PD	INT
2013	G.B.	1/0	4	4	0	0.0	0	0	2	0
2014	G.B.	2/0	0	0	0	0.0	0	0	0	0
NFL totals:		5 yrs. 3/0	4	4	0	0.0	0	0	2	0



CAREER HIGHS

	GAME	SEASON
Tackles:	8 (11/15/15 at BAL)	60 (2015)
Sacks:	1.0 (two times, last: 9/15/13 vs. WAS)	1.0 (2012 & 2013)
Forced fumbles:	1 (two times, last: 11/29/15 vs. S.D.)	1 (2014 & 2015)
Fumble recoveries:	1 (11/29/15 vs. S.D.)	1 (2015)
Passes defended:	4 (11/19/15 vs. TEN)	23 (2015)
Interceptions:	2 (11/19/15 vs. TEN)	4 (2015)

PLAYER BIOS



2016 GAME-BY-GAME STATISTICS

DATE	OPP	TKL	SOLO	ASST	SACKS	FF	FR	PD	INT
09/11	vs. Green Bay	2	2	0	0.0	0	0	0	0
09/18	at San Diego	5	3	2	0.0	0	0	0	0
09/25	vs. Baltimore	5	5	0	0.0	0	0	0	0
10/02	vs. Indianapolis	0	0	0	0.0	0	0	0	0
BYE WEEK									
10/16	at Chicago	0	0	0	0.0	0	0	0	0
10/23	vs. Oakland	2	2	0	0.0	0	0	0	0
10/27	at Tennessee	0	0	0	0.0	0	0	0	0
11/06	at Kansas City	0	0	0	0.0	0	0	0	0
11/13	vs. Houston	0	0	0	0.0	0	0	0	0
11/20	at Detroit	0	0	0	0.0	0	0	0	0
11/27	at Buffalo	0	0	0	0.0	0	0	0	0
12/04	vs. Denver	0	0	0	0.0	0	0	0	0
12/11	vs. Minnesota	0	0	0	0.0	0	0	0	0
12/18	at Houston	0	0	0	0.0	0	0	0	0
12/24	vs. Tennessee	0	0	0	0.0	0	0	0	0
01/01	at Indianapolis	2	1	1	0.0	0	0	0	0
2016 totals:		16	13	3	0.0	0	0	0	0



2015 GAME-BY-GAME STATISTICS

DATE	OPP	TKL	SOLO	ASST	SACKS	FF	FR	PD	INT
09/13	vs. Carolina	2	2	0	0.0	0	0	1	0
09/20	vs. Miami	1	1	0	0.0	0	0	0	0
09/27	at New England	4	4	0	0.0	0	0	1	0
10/04	at Indianapolis	3	3	0	0.0	0	0	2	0
10/11	at Tampa Bay	3	3	0	0.0	0	0	3	0
10/18	vs. Houston	5	5	0	0.0	0	0	3	0
10/25	vs. Buffalo	2	2	0	0.0	0	0	1	0
BYE WEEK									
11/08	at N.Y. Jets	2	1	1	0.0	0	0	1	0
11/15	at Baltimore	8	3	5	0.0	0	0	0	0
11/19	vs. Tennessee	3	3	0	0.0	0	0	4	2
11/29	vs. San Diego	3	3	0	0.0	1	1	1	0
12/06	at Tennessee	5	4	1	0.0	0	0	1	1
12/13	vs. Indianapolis	4	4	0	0.0	0	0	1	0
12/20	vs. Atlanta	5	4	1	0.0	0	0	1	0
12/27	at New Orleans	3	1	2	0.0	0	0	1	0
01/03	at Houston	7	6	1	0.0	0	0	2	1
2015 totals:		60	49	11	0.0	1	1	23*	4

* single-season franchise record



2014 GAME-BY-GAME STATISTICS

DATE	OPP	TKL	SOLO	ASST	SACKS	FF	FR	PD	INT
09/04	at Seattle	0	0	0	0.0	0	0	0	0
09/14	vs. NYJ	3	2	1	0.0	0	0	2	0
09/21	at Detroit	3	3	0	0.0	0	0	1	1
09/28	at Chicago	1	0	1	0.0	1	0	0	0
10/02	vs. Minnesota	2	1	1	0.0	0	0	0	0
10/12	at Miami	2	2	0	0.0	0	0	1	0
10/19	vs. Carolina	2	1	1	0.0	0	0	1	0
10/26	at New Orleans	5	5	0	0.0	0	0	2	0
BYE WEEK									
11/09	vs. Chicago	3	2	1	0.0	0	0	2	0
11/16	vs. Philadelphia	2	1	1	0.0	0	0	0	0
11/23	at Minnesota	0	0	0	0.0	0	0	0	0
11/30	vs. New England	1	0	1	0.0	0	0	0	0
12/08	vs. Atlanta	0	0	0	0.0	0	0	2	0
12/14	at Buffalo				ina				
12/21	at Tampa Bay				ina				
12/28	vs. Detroit				ina				
2014 totals:		24	17	7	0.0	1	0	11	1
01/11	vs. Dallas	0	0	0	0.0	0	0	0	0
01/18	at Seattle	0	0	0	0.0	0	0	0	0
Postseason totals:		0	0	0	0.0	0	0	0	0



2013 GAME-BY-GAME STATISTICS

DATE	OPP	TKL	SOLO	ASST	SACKS	FF	FR	PD	INT
09/08	at San Francisco	0	0	0	0.0	0	0	0	0
09/15	vs. Washington	1	1	0	1.0	0	0	1	0
09/22	at Cincinnati	2	2	0	0.0	0	0	0	0
BYE WEEK									
10/06	vs. Detroit	6	6	0	0.0	0	0	1	0
10/13	at Baltimore	1	1	0	0.0	0	0	3	0
10/20	vs. Cleveland	4	3	1	0.0	0	0	3	1
10/27	at Minnesota	0	0	0	0.0	0	0	0	0
11/04	vs. Chicago	2	2	0	0.0	0	0	0	0
11/10	vs. Philadelphia	1	1	0	0.0	0	0	0	0
11/17	at N.Y. Giants	2	2	0	0.0	0	0	1	0
11/24	vs. Minnesota	7	3	4	0.0	0	0	3	0
11/28	at Detroit	6	5	1	0.0	0	0	1	0
12/08	vs. Atlanta	0	0	0	0.0	0	0	0	0
12/15	at Dallas	0	0	0	0.0	0	0	0	0
12/22	vs. Pittsburgh	0	0	0	0.0	0	0	0	0
12/29	at Chicago	0	0	0	0.0	0	0	0	0
2013 totals:		32	26	6	1.0	0	0	13	1

01/05	vs. San Francisco	4	4	0	0.0	0	0	3	0
Postseason totals:		4	4	0	0.0	0	0	3	0



2012 GAME-BY-GAME STATISTICS

DATE	OPP	TKL	SOLO	ASST	SACKS	FF	FR	PD	INT
09/09	vs. San Francisco				ina				
09/13	vs. Chicago				ina				
09/24	at Seattle				ina				
09/30	vs. New Orleans				ina				
10/07	at Indianapolis				ina				
10/14	at Houston				ina				
10/21	at St. Louis	1	1	0	0.0	0	0	3	0
10/28	vs. Jacksonville	2	2	0	0.0	0	0	2	0
11/04	vs. Arizona	5	4	1	0.0	0	0	1	0
BYE WEEK									
11/18	at Detroit	2	2	0	1.0	0	0	2	0
11/25	at N.Y. Giants	3	3	0	0.0	0	0	3	0
12/02	vs. Minnesota	2	2	0	0.0	0	0	2	0
12/09	vs. Detroit	3	3	0	0.0	0	0	0	0
12/16	at Chicago	0	0	0	0.0	0	0	0	0
12/23	vs. Tennessee	0	0	0	0.0	0	0	0	0
12/30	at Minnesota				ina				
2012 totals:		18	17	1	1.0	0	0	13	0

01/05	vs. Minnesota				ina				
01/12	at San Francisco				ina				
Postseason totals:		-	-	-	-	-	-	-	-



2011 GAME-BY-GAME STATISTICS

DATE	OPP	TKL	SOLO	ASST	SACKS	FF	FR	PD	INT
09/08	vs. New Orleans				ina				
09/18	at Carolina				ina				
09/25	at Chicago				ina				
10/02	vs. Denver				DNP				
10/09	at Atlanta				ina				
10/16	vs. St. Louis				ina				
10/23	at Minnesota	0	0	0	0.0	0	0	0	0
BYE WEEK									
11/06	at San Diego				ina				
11/14	vs. Minnesota				ina				
11/20	vs. Tampa Bay				ina				
11/24	at Detroit				ina				
12/04	at N.Y. Giants				ina				
12/11	vs. Oakland				ina				
12/18	at Kansas City				DNP				
12/25	vs. Chicago				ina				
01/01	vs. Detroit	0	0	0	0.0	0	0	0	0
2011 totals:		0	0	0	0.0	0	0	0	0

01/15	vs. N.Y. Giants				ina				
Postseason totals:		-	-	-	-	-	-	-	-

PLAYER BIOS

88 ALLEN HURNS

WIDE RECEIVER
6-3 201 LBS.
MIAMI (FLA.)
BORN NOVEMBER 12, 1991
MIAMI, FLORIDA
ACQ: ROOKIE FREE AGENT 2014
EXP: 3RD YEAR



TRANSACTIONS

Originally signed with Jacksonville as an undrafted rookie on 5/12/14

PRO (Games played/started - 42/34)

- Has a franchise-best 14.6 yards per reception avg.
- Caught a pass in 38 consecutive games from 9/7/14 - 10/27/16, the longest streak by a Jaguars player since TE **Mercedes Lewis** (32 games) from 9/12/10 - 9/9/12 and the longest streak for a Jaguars WR since WR **Jimmy Smith** (76 games) from 9/9/01 - 1/1/06
- Holds the Jaguars record of seven consecutive games with a receiving touchdown (9/27/15-11/15/15)

2016 (w/ JAX - 11/11)

- **9/11 vs. G.B.:** Had four receptions for a team-leading 75 yards (18.8 rec. avg.), including a game-long 38-yard catch in the third quarter
- **9/18 at S.D.:** Posted five receptions for 64 yards (12.8 rec. avg.)
- **9/25 vs. BAL:** Recorded four receptions for 40 yards
- **10/2 vs. IND:** Posted two receptions for 47 yards, including a 42-yard TD in the fourth quarter
- **10/16 at CHI:** Caught five passes for 74 yards (14.8 rec. avg.)
- **10/23 vs. OAK:** Caught four passes for 45 yards (11.3 avg.)
- **10/27 at TEN:** Led the team with seven receptions for 98 yards (14.0 rec. avg.) and one TD
- **11/6 at K.C.:** Started at WR before exiting the game with a concussion
- **11/13 vs. HOU:** Started at WR and had two receptions for 13 yards
- **11/20 at DET:** Started at WR and posted one reception for nine yards
- **11/27 at BUF:** Tied a 12-yard touchdown reception for his 150th career catch
- **12/4 vs. DEN:** Inactive (hamstring)
- **12/11 vs. MIN:** Inactive (hamstring)
- **12/18 at HOU:** Inactive (hamstring)
- **12/24 vs. TEN:** Inactive (hamstring)
- **1/1 at IND:** Inactive (hamstring)

2015 (w/ JAX - 15/15)

Finished his second NFL season setting career highs in receptions (64), receiving yards (1,030) and receiving TDs (10) ... Youngest undrafted player since the 1970 NFL merger to record 1,000-plus receiving yards and 10-plus receiving TDs in a single season ... Since 2005, one of only five undrafted NFL players to have recorded 1,000-plus receiving yards and 10-plus receiving TDs in a single season ... Became the fourth Jaguars player to post 1,000 receiving yards in a single season (**Jimmy Smith**, nine times; **Kennan McCardell**, four times; **Allen Robinson**, one time) ... Joins WR **Allen Robinson** (1,400) as the first Jaguars duo to each record 1,000-plus receiving yards in the same season since WR **Keenan McCardell** (1,110) and WR **Jimmy Smith** (1,373) in 2001 ... The first undrafted player age 24 or younger to post 1,000 receiving yards in a single season since DEN's **Steve Watson** (1,244) in 1981

- **9/27 at N.E.:** Had two receptions for 70 yards (35.0 avg.), including a 59-yard TD
- **10/4 at IND:** Recorded a career-high 11 receptions for his third career 100-yard game (116 yds.) and one TD
- **10/11 at T.B.:** Caught five passes for 116 yards (23.2 avg.) and one TD ... Became the third player in franchise history to register back-to-back games with at least 100 receiving yards and a TD ... Joins **Jimmy Smith** as the only players in franchise history to register back-to-back games with at least 100 receiving yards and a TD in two consecutive road games
- **10/25 vs. BUF:** Had two catches for 53 yards (26.5 rec. avg.), including the game-winning 31-yard TD reception with 2:16 remaining
- **11/8 at NYJ:** Had five receptions for 122 yards (24.4 rec. avg.) and one TD ... Along with teammate **Allen Robinson** (121 yards), marked the first time in Jaguars history that two players posted 120-plus receiving yards in a single game
- **11/15 at BAL:** Had five receptions for a team-high 62 yards (12.4 rec. avg.) and one TD
- **12/13 vs. IND:** Had three receptions for a team-high 105 yards and a career-long 80-yard TD reception in the third quarter, the third-longest reception in franchise history
- **12/27 at N.O.:** Surpassed 1,000 yards for the first time in his NFL career after registering eight receptions for 107 yards and a career-high-tying two TDs

2014 (w/ JAX - 16/8)

Started eight of 16 games as a rookie and produced a team-high six TDs, the most in franchise history by a rookie ... Registered 51 receptions for 677 yards, the sec-

ond-most catches and yards by a Jaguars rookie ... Ranked fourth in NFL history among undrafted rookies in receptions, fifth in receiving yards and fourth in receiving TDs ... Ranked second on the club with 51 catches for 677 yards and a team-high six TDs which set a Jaguars rookie record ... Joined **Allen Robinson** (48-548) to become the first rookie duo in NFL history to register 48 or more receptions in a season

- **9/7 at PHI:** Started at WR in NFL debut and registered four catches for 110 yards and two TDs ... Became first player in NFL history to record two receiving TDs in the first quarter in his NFL debut, hooking up with **Chad Henne** from 34 and 21 yards ... Joined former Detroit WR **Charles Rogers** (Sept. 17, 2003 vs. Arizona) as only players in NFL history to score a TD on each of their first two receptions ... His 110 receiving yards were the most in franchise history by a WR in his first NFL game and fourth-most by a rookie in a game ... His 27.5-yard average per catch ranks fifth-highest in team history ... Finished the first quarter with three catches for 101 yards ... First undrafted rookie in team history to start in season-opener
- **9/28 at SD:** Finished with five catches for 68 yards (13.6 avg.), including a 44-yard reception in the second quarter that set up a Jaguars TD ... Marked his fourth reception of 30-plus yards
- **11/2 at CIN:** Recorded a career-high seven catches for 112 yards and matched his career-high with two TDs ... Had TD receptions of 40 and 18 yards ... Tied for the most receiving TDs by a Jaguars rookie with five through nine games
- **12/7 vs. HOU:** Totaled 36 yards on five receptions including a four-yard TD pass from QB **Blake Bortles** in the first quarter ... Has the most touchdown receptions in team history by a rookie wide receiver

COLLEGE (at Miami, 2010-13)

- Concluded career ranked seventh in school history with 121 receptions and 1,891 yards
- Played in all 13 games as a senior, making 11 starts
- Named the 2013 Jack Harding Team Most Valuable Player, given annually to the school's top performer
- Set single-season school record for receiving yards (1,162), breaking mark previously held by WR **Leonard Hankerson**
- Set career-high in receptions (nine) and yards (173) in a 41-31 victory at Pittsburgh
- Became fourth Hurricane with 1,000-yard receiving season, joining **Eddie Brown** (1984), **Andre Johnson** (2002) and **Leonard Hankerson** (2010)

PERSONAL

- Attended Carol City (Miami, Fla.) High School where was ranked as a three-star recruit by Rivals.com
- As a senior, caught six passes for 110 yards before getting injured for the year
- Full name is Allen Bernard Hurns

REGULAR SEASON CAREER STATISTICS

YEAR	TEAM	GP/GS	RECs	YDS	AVG.	LG	TD
2014	JAX	16/8	51	677	13.3	63t	6
2015	JAX	15/15	64	1,031	16.1	80t	10
2016	JAX	11/11	35	477	13.6	42t	3
NFL totals: 2 yrs.		42/34	150	2,185	14.6	80t	19

CAREER HIGHS

	GAME	SEASON
Receptions:	11 (10/4/15 at IND)	64 (2015)
Receiving yards:	122 (11/8/15 at NYJ)	1,031 (2015)
Longest reception:	80t (12/13/15 vs. IND)	80t (2015)
Receiving touchdowns:	2 (three times, last: 12/27/15 at N.O.)	10 (2015)

2016 GAME-BY-GAME STATISTICS

DATE	OPP	RECs	YDS	AVG.	LG	TD
09/11	vs. Green Bay	4	75	18.8	38	0
09/18	at San Diego	5	64	12.8	24	0
09/25	vs. Baltimore	4	40	10.0	17	0
10/02	vs. Indianapolis	2	47	23.5	42t	1
BYE WEEK						
10/16	at Chicago	5	74	14.8	29	0
10/23	vs. Oakland	4	45	11.3	22	0
10/27	at Tennessee	7	98	14.0	31	1
11/06	at Kansas City	0	0	0.0	0	0
11/13	vs. Houston	2	13	6.5	11	0
11/20	at Detroit	1	9	9.0	9	0
11/27	at Buffalo	1	12	12.0	12t	1
12/04	vs. Denver			ina		
12/11	vs. Minnesota			ina		
12/18	at Houston			ina		
12/24	vs. Tennessee			ina		
01/01	at Indianapolis			ina		
2016 totals:		35	477	13.6	42t	3

PLAYER BIOS



2015 GAME-BY-GAME STATISTICS

DATE	GAME	RECs	YDS	AVG.	LG	TD
09/13	vs. Carolina	5	60	12.0	24	0
09/20	vs. Miami	4	68	17.0	24	0
09/27	at New England	2	70	35.0	59t	1
10/04	at Indianapolis	11	116	10.5	26	1
10/11	at Tampa Bay	5	116	23.2	59	1
10/18	vs. Houston	2	30	15.0	19	1
10/25	vs. Buffalo	2	53	26.5	31t	1
	BYE WEEK					
11/08	at N.Y. Jets	5	122	24.4	30t	1
11/15	at Baltimore	5	62	12.4	21	1
11/19	vs. Tennessee	3	19	6.3	7	0
11/29	vs. San Diego	4	42	10.5	29	0
12/06	at Tennessee			ina		
12/13	vs. Indianapolis	3	105	35.0	80t	1
12/20	vs. Atlanta	2	44	22.0	22	0
12/27	at New Orleans	8	107	13.4	24	2
01/03	at Houston	3	17	5.7	6	0
2015 totals:		64	1,031	16.1	80t	10



2014 GAME-BY-GAME STATISTICS

DATE	GAME	RECs	YDS	AVG.	LG	TD
09/07	at Philadelphia	4	110	27.5	46	2
09/14	at Washington	2	13	6.5	10	0
09/21	vs. Indianapolis	1	63	63.0	63t	1
09/28	at San Diego	5	68	13.6	44	0
10/05	vs. Pittsburgh	4	26	6.5	9	0
10/12	at Tennessee	2	18	9.0	10	0
10/19	vs. Cleveland	1	7	7.0	7	0
10/26	vs. Miami	3	49	16.3	20	0
11/02	at Cincinnati	7	112	16.0	40t	2
11/09	vs. Dallas	1	9	9.0	9	0
	BYE WEEK					
11/23	at Indianapolis	1	13	13.0	13	0
11/30	vs. N.Y. Giants	4	42	10.5	14	0
12/07	vs. Houston	5	36	7.2	16	1
12/14	at Baltimore	6	70	11.7	27	0
12/18	vs. Tennessee	3	26	8.7	15	0
12/28	at Houston	2	15	7.5	10	0
2014 totals:		51	677	13.3	63t	6

PLAYER BIOS

33

CHRIS IVORY



RUNNING BACK
6-0 223 LBS.
TIFFIN UNIVERSITY
BORN MARCH 22, 1988
LONGVIEW, TEXAS
ACQ: UFA (N.Y. JETS) 2016
EXP: 7TH YEAR

- **11/5 vs. PHI:** Gained 48 rushing yards on 10 carries (4.8 rush avg.) and added a 22-yard touchdown run
- **11/11 vs. ATL:** Carried seven times for 72 yards (10.3 rush avg.) and scored on a 56-yard run

2011 (w/ N.O. - 6/2, 2/0)

Spent the first seven weeks of the season on the Physically Unable to Perform list recovering from foot and sports hernia surgeries ... Played in six games and had 79 rushes for 374 yards (4.7 rush avg.) and one touchdown ... Played in both postseason games and rushed 22 times for 70 yards (3.2 rush avg.)

- **1/1 vs. CAR:** Ran 19 times for 127 yards and one touchdown

2010 (w/ N.O. - 12/3)

Appeared in 12 games with three starts and led the team in rushing, carrying 137 times for 716 yards (5.2 rush avg.) with five touchdowns ... Ranked fourth in the NFL in yards per carry and second among rookies in rushing yardage ... Named an All-Rookie by The Sporting News and Pro Football Weekly/Pro Football Writers of America

- **10/17 at T.B.:** Rushed 15 times for 158 yards (10.5 rush avg.)
- **11/25 at DAL:** Registered two touchdowns as he rushed seven times for 38 yards
- **12/5 at CIN:** Carried 15 times for 117 yards (7.8 rush avg.) with two touchdowns

COLLEGE (at Washington State, 2006-08; at Tiffin University, 2009-10)

- As a senior, carried 39 times for 223 yards in five games before suffering season-ending knee injury
- Appeared in 22 games over three seasons at Washington State, rushing for 534 yards on 91 attempts (5.9 rush avg.) and four touchdowns

Personal

- Earned three letters in football for head coach John King and two in track and field at Longview (Texas) H.S.
- Named best fullback by 5ATexasFootball.com and was a unanimous first-team All-District 12 5A selection
- Parents are Kenny and Judy Gilliland
- Twitter handle is @ivory33

TRANSACTIONS

Originally signed by New Orleans as an undrafted rookie free agent on 5/3/10 ... Acquired by the N.Y. Jets in exchange for a fourth-round 2013 draft choice on 4/26/13 ... Signed by Jacksonville as an undrafted free agent on 3/10/15

PRO (Games played/started - 81/38, 2/0)

- Seventh-year RB has spent time with New Orleans, N.Y. Jets and Jacksonville

2016 (w/ JAX - 11/1)

- **9/11 vs. G.B.:** Inactive
- **9/18 at S.D.:** Inactive
- **9/25 vs. BAL:** Made his Jaguars debut, rushing 12 times for 14 yards
- **10/2 vs. IND:** Rushed eight times for 29 yards (3.6 avg.)
- **10/16 at CHI:** Rushed 11 times for 32 yards (2.9 avg.) and his first TD as a Jaguar
- **10/23 vs. OAK:** Rushed five times for 48 yards (9.6 avg.) including a team- and season-long rush of 42 yards and caught two passes for three yards
- **10/27 at TEN:** Rushed four times for six yards and had one reception for six yards
- **11/6 at K.C.:** Rushed 18 times for 107 yards (5.9 rush avg.), including a 42-yard run in the first quarter
- **11/13 vs. HOU:** Rushed nine times for 31 yards (3.4 rush avg.) and had two receptions for 10 yards
- **11/20 at DET:** Rushed 17 times for 39 yards (2.3 rush avg.) and tallied a career-high six receptions for 75 yards (12.5 rec. avg.)
- **11/27 at BUF:** Earned his first start as a Jaguar and rushed nine times for 44 yards and one TD before exiting the game with a hamstring injury
- **12/4 vs. DEN:** Inactive (hamstring)
- **12/11 vs. MIN:** Inactive (hamstring)
- **12/18 at HOU:** Rushed 10 times for 44 yards
- **12/24 vs. TEN:** Rushed 14 times for 45 yards (3.2 rush avg.), including a 1-yard TD in the second quarter before exiting the game with a hamstring injury ... Added four receptions for 69 yards (17.3 rec. avg.), including a career-long 37-yard catch-and-run in the third quarter
- **1/1 at IND:** Inactive (hamstring)

2015 (w/ NYJ - 15/14)

Started 14 of 15 games played and set career highs in carries (247), rushing yards (1,070), rushing touchdowns (seven), 100-yard rushing performances in a season (three), receptions (39) and receiving yards (217)

- **9/13 vs. CLE:** Recorded 20 carries for 91 yards (4.6 rush avg.) and two touchdowns, his fourth career multi-touchdown performance
- **10/4 at MIA:** Rushed for a career-high 166 yards and one TD for the seventh 100-yard game of his career
- **10/18 vs. WAS:** Established a career high in scrimmage yards (196) after registering 146 yards on 20 carries and 50 yards on three receptions ... Recorded back-to-back 100-yard rushing performances for the first time in his career
- **10/25 at N.E.:** Recorded the second receiving touchdown of his career, a nine-yard pass from QB **Ryan Fitzpatrick** in the third quarter
- **11/8 vs. JAX:** Registered the fifth multi-touchdown game for his career, rushing for a pair of one-yard touchdowns

2014 (w/ NYJ - 16/10)

Registered a team-high 821 rushing yards on 198 carries (4.1 rush avg) and six touchdowns ... Added 18 receptions for 123 yards (6.8 rec. avg.)

- **9/7 vs. OAK:** Gained 102 yards on 10 carries (10.2 rush avg.), including a career-long 71-yard touchdown in the fourth quarter
- **12/1 vs. MIA:** Ran for 62 yards on 16 carries (3.9 rush avg.) and helped team run for 277 yards, the eighth-highest output in Jets history
- **12/28 at MIA:** Registered the first receiving touchdown of his career on an eight-yard pass

2013 (w/ NYJ - 15/6)

Rushed for 833 yards on 182 rushes (4.6 rush avg.) and three touchdowns, and caught two passes for 10 yards (5.0 rec. avg.)

- **10/20 vs. N.E.:** Voted FedEx Ground NFL Player of the Week after rushing 34 times for 104 yards
- **11/3 vs. N.O.:** Finished with 139 rushing yards on 18 carries (7.7 rush avg.)
- **12/22 vs. CLE:** Finished with 20 carries for 109 yards (5.5 rush avg.)

2012 (w/ N.O. - 6/2)

Played in six games with two starts, rushing for 217 yards on 40 attempts (5.4 rush avg.) and two touchdowns ... Added two receptions for 15 yards (7.5 rec. avg.)

REGULAR SEASON CAREER STATISTICS

YEAR	TEAM	GP/GS	RUSHING					RECEIVING					
			NO	YDS	AVG	LG	TD	NO	YDS	AVG	LG	TD	
2010	N.O.	12/3	137	716	5.2	55t	5	1	17	17.0	17	0	
2011	N.O.	6/2	79	374	4.7	35t	1	0	0	0.0	0	0	
2012	N.O.	6/2	40	217	5.4	56t	2	2	15	7.5	13	0	
2013	NYJ	15/6	182	833	4.6	69	3	2	10	5.0	12	0	
2014	NYJ	16/10	198	821	4.1	71t	6	18	123	6.8	23	1	
2015	NYJ	15/14	247	1070	4.3	58	7	30	217	7.2	36	1	
2016	JAX	11/1	117	439	3.8	42	3	20	186	9.3	37	0	
NFL totals: 7 yrs.			81/38	1,000	4,470	4.5	71t	27	73	568	7.8	37	2

POSTSEASON CAREER STATISTICS

YEAR	TEAM	GP/GS	RUSHING					RECEIVING					
			NO	YDS	AVG	LG	TD	NO	YDS	AVG	LG	TD	
2011	N.O.	2/0	22	70	3.2	19	0	0	0	0.0	0	0	
NFL totals: 7 yrs.			2/0	22	70	3.2	19	0	0	0	0.0	0	0

CAREER HIGHS

	GAME	SEASON
Rushing attempts:	34 (10/20/13 vs. New England)	247 (2015)
Rushing yards:	166 (10/4/15 at Miami)	1,070 (2015)
Longest rush:	71 (9/7/14 vs. Oakland)	71 (2014)
Rushing touchdowns:	2 (three times, last: 10/26/14 vs. Buffalo)	7 (2015)
Receptions:	6 (11/20/16 at Detroit)	30 (2015)
Receiving yards:	75 (11/20/16 at Detroit)	217 (2015)
Receiving touchdowns:	1 (two times, last: 10/25/15 at New England)	14 (2015)

2016 GAME-BY-GAME STATISTICS

DATE	GAME	RUSHING					RECEIVING					
		NO	YDS	AVG	LG	TD	NO	YDS	AVG	LG	TD	
09/11	vs. Green Bay						ina					
09/18	at San Diego						ina					
09/25	vs. Baltimore	12	14	1.2	4	0	1	9	9.0	9	0	
10/02	vs. Indianapolis	8	29	3.6	13	0	0	0	0.0	0	0	
BYE WEEK												
10/16	at Chicago	11	32	2.9	9	1	2	3	1.5	2	0	
10/23	vs. Oakland	5	48	9.6	42	0	2	3	1.5	3	0	
10/27	at Tennessee	4	6	1.5	4	0	1	6	6.0	6	0	
11/06	at Kansas City	18	107	5.9	42	0	1	0	0.0	0	0	
11/13	vs. Houston	9	31	3.4	13	0	2	10	5.0	8	0	
11/20	at Detroit	17	39	2.3	8	0	6	75	12.5	22	0	
11/27	at Buffalo	9	44	4.9	14	1	1	11	11.0	1	0	
12/04	vs. Denver						ina					
12/11	vs. Minnesota						ina					
12/18	at Houston	10	44	4.4	17	0	0	0	0.0	0	0	
12/24	vs. Tennessee	14	45	3.2	13	1	4	69	17.3	37	0	
01/01	at Indianapolis						ina					
2016 totals:			117	439	3.8	42	3	20	186	9.3	37	0

PLAYER BIOS

2015 GAME-BY-GAME STATISTICS

DATE	GAME	RUSHING					RECEIVING				
		NO	YDS	AVG	LG	TD	NO	YDS	AVG	LG	TD
09/13	vs. Cleveland	20	91	4.6	19	2	1	9	9.0	9	0
09/21	at Indianapolis	14	57	4.1	19	0	2	3	1.5	2	0
09/27	vs. Philadelphia						DNP				
10/04	at Miami	29	166	5.7	24	1	0	0	0.0	0	0
	BYE WEEK										
10/18	vs. Washington	20	146	7.3	54	1	3	50	16.7	24	0
10/25	at New England	17	41	2.4	7	0	3	24	8.0	9	1
11/01	at Oakland	15	17	1.1	7	0	3	24	8.0	9	0
11/08	vs. Jacksonville	23	26	1.1	9	2	3	22	7.3	16	0
11/12	vs. Buffalo	18	99	5.5	21	0	2	36	18.0	36	0
11/22	at Houston	8	36	4.5	23	0	1	9	9.0	9	0
11/29	vs. Miami	21	87	4.1	31	1	2	15	7.5	9	0
12/06	at N.Y. Giants	10	47	4.7	20	0	5	22	4.4	11	0
12/13	vs. Tennessee	22	101	4.6	32	0	1	6	6.0	6	0
12/19	at Dallas	13	37	2.8	8	0	1	5	5.0	5	0
12/27	vs. New England	11	38	3.5	17	0	4	4	1.0	6	0
01/03	at Buffalo	6	81	13.5	58	0	0	0	0.0	0	0
2015 totals:		247	1070	4.3	58	7	30	217	7.2	36	1

2012 GAME-BY-GAME STATISTICS

DATE	GAME	RUSHING					RECEIVING				
		NO	YDS	AVG	LG	TD	NO	YDS	AVG	LG	TD
09/09	vs. Washington						ina				
09/16	at Carolina						ina				
09/23	vs. Kansas City						ina				
09/30	at Green Bay						ina				
10/07	vs. San Diego						DNP				
	BYE WEEK										
10/21	at Tampa Bay						ina				
10/28	at Denver						DNP				
11/05	vs. Philadelphia	10	48	4.8	22t	1	1	2	2.0	2	0
11/11	vs. Atlanta	7	72	10.3	56t	1	1	13	13.0	13	0
11/18	at Oakland	8	37	4.6	25	0	0	0	0.0	0	0
11/25	vs. San Francisco	8	34	4.3	7	0	0	0	0.0	0	0
11/29	at Atlanta	3	4	1.3	6	0	0	0	0.0	0	0
12/09	at N.Y. Giants						ina				
12/16	vs. Tampa Bay						ina				
12/23	at Dallas						ina				
12/30	vs. Carolina	4	22	5.5	11	0	0	0	0.0	0	0
2012 totals:		40	217	5.4	56t	2	2	15	7.5	13	0

2014 GAME-BY-GAME STATISTICS

DATE	GAME	RUSHING					RECEIVING				
		NO	YDS	AVG	LG	TD	NO	YDS	AVG	LG	TD
09/07	vs. Oakland	10	102	10.2	71t	1	0	0	0.0	0	0
09/14	at Green Bay	13	44	3.4	9	1	1	3	3.0	3	0
09/22	vs. Chicago	10	44	4.4	17	0	4	52	13.0	23	0
09/28	vs. Detroit	17	84	4.9	17	0	2	16	8.0	8	0
10/05	at San Diego	9	44	4.9	17	0	2	16	8.0	8	0
10/12	vs. Denver	8	7	0.9	5	0	0	0	0.0	0	0
10/16	at New England	21	107	5.1	16	1	4	18	4.5	7	0
10/26	vs. Buffalo	13	43	3.3	9	2	0	0	0.0	0	0
11/02	at Kansas City	8	22	2.8	6	0	0	0	0.0	0	0
11/09	vs. Pittsburgh	14	51	3.6	12	0	0	0	0.0	0	0
	BYE WEEK										
11/24	at Buffalo	7	31	4.4	17	0	3	7	2.3	6	0
12/01	vs. Miami	16	62	3.9	11	0	0	0	0.0	0	0
12/07	at Minnesota	16	73	4.6	15	0	1	4	4.0	4	0
12/14	at Tennessee	12	25	2.1	12	1	1	1	1.0	1	0
12/21	vs. New England	11	53	4.8	16	0	0	0	0.0	0	0
12/28	at Miami	13	29	2.2	9	0	1	8	8.0	8t	1
2014 totals:		198	821	4.1	71t	6	18	123	6.8	23	1

2011 GAME-BY-GAME STATISTICS

DATE	GAME	RUSHING					RECEIVING				
		NO	YDS	AVG	LG	TD	NO	YDS	AVG	LG	TD
09/08	at G.B.						PUP				
09/18	vs. Chicago						PUP				
09/25	vs. Houston						PUP				
10/02	at Jacksonville						PUP				
10/09	at Carolina						PUP				
10/16	at Tampa Bay						PUP				
10/23	vs. Indianapolis						PUP				
10/30	at St. Louis	6	18	3.0	6	0	0	0	0.0	0	0
11/06	vs. Tampa Bay	15	67	4.5	12	0	0	0	0.0	0	0
11/13	at Atlanta						ina				
	BYE WEEK										
11/28	vs. N.Y. Giants						ina				
12/04	vs. Detroit						ina				
12/11	vs. Tennessee	13	53	4.1	25	0	0	0	0.0	0	0
12/18	vs. Minnesota	18	74	4.1	12	0	0	0	0.0	0	0
12/26	vs. Atlanta	8	35	4.4	11	0	0	0	0.0	0	0
01/01	vs. Carolina	19	127	6.7	35t	1	0	0	0.0	0	0
2011 totals:		79	374	4.7	35t	1	0	0	0.0	0	0

2013 GAME-BY-GAME STATISTICS

DATE	GAME	RUSHING					RECEIVING				
		NO	YDS	AVG	LG	TD	NO	YDS	AVG	LG	TD
09/08	vs. Tampa Bay	10	15	1.5	7	0	0	0	0.0	0	0
09/12	at New England	12	52	4.3	11	0	0	0	0.0	0	0
09/22	vs. Buffalo	4	5	1.3	5	0	0	0	0.0	0	0
09/29	at Tennessee						ina				
10/07	at Atlanta	4	27	6.8	19	0	0	0	0.0	0	0
10/13	vs. Pittsburgh	4	16	4.0	9	0	0	0	0.0	0	0
10/20	vs. New England	34	104	3.1	17	0	1	-2	-2.0	-2	0
10/27	at Cincinnati	6	11	1.8	5	0	0	0	0.0	0	0
11/03	vs. New Orleans	18	139	7.7	52	1	0	0	0.0	0	0
	BYE WEEK										
11/17	at Buffalo	15	98	6.5	69	1	0	0	0.0	0	0
11/24	at Baltimore	9	35	3.9	17	0	0	0	0.0	0	0
12/01	vs. Miami	12	61	5.1	32	0	1	12	12.0	12	0
12/08	vs. Oakland	18	76	4.2	15t	1	0	0	0.0	0	0
12/15	at Carolina	11	66	5.5	28	0	0	0	0.0	0	0
12/22	vs. Cleveland	20	109	5.5	28	0	0	0	0.0	0	0
12/29	at Miami	5	19	3.8	5	0	0	0	0.0	0	0
2013 totals:		182	833	4.6	69	3	2	10	5.0	12	0

2010 GAME-BY-GAME STATISTICS

DATE	GAME	RUSHING					RECEIVING				
		NO	YDS	AVG	LG	TD	NO	YDS	AVG	LG	TD
09/09	vs. Minnesota						ina				
09/20	at San Francisco						ina				
09/26	vs. Atlanta	7	13	1.9	9	0	0	0	0.0	0	0
10/03	vs. Carolina	12	67	5.6	14	0	0	0	0.0	0	0
10/10	at Arizona	10	39	3.9	14	0	0	0	0.0	0	0
10/17	at Tampa Bay	15	158	10.5	33	0	1	17	17.0	17	0
10/24	vs. Cleveland	15	48	3.2	8	0	0	0	0.0	0	0
10/31	vs. Pittsburgh	7	7	1.0	6	0	0	0	0.0	0	0
11/07	at Carolina	12	50	4.2	11	0	0	0	0.0	0	0
	BYE WEEK										
11/21	vs. Seattle	23	99	4.3	24	1	0	0	0.0	0	0
11/25	at Dallas	7	38	5.4	17	2	0	0	0.0	0	0
12/05	at Cincinnati	15	117	7.8	55t	2	0	0	0.0	0	0
12/12	vs. St. Louis	7	47	6.7	18	0	0	0	0.0	0	0
12/19	at Baltimore						ina				
12/27	at Atlanta						ina				
01/02	vs. Tampa Bay	7	33	4.7	11	0	0	0	0.0	0	0
2010 totals:		137	716	5.2	55t	5	1	17	17.0	17	0

PLAYER BIOS

44

MYLES JACK



LINEBACKER

6-1 244 LBS.

UCLA

BORN SEPTEMBER 3, 1995

SCOTTSDALE, ARIZONA

ACQ: 2ND ROUND OF 2016 DRAFT (36TH)

EXP: ROOKIE

TRANSACTIONS

Originally drafted by Jacksonville in the second round (36th overall) of the 2016 draft on choice obtained from Baltimore for Jaguars' second (38th overall)- and fifth (146th overall)-round choices

PRO (Games played/started - 16/10)

Made his NFL and Jaguars debut in the team's season opener in 2016

2016 (w/ JAX - 16/10)

- **9/11 vs. G.B.:** Played in 12 snaps on special teams in NFL and team debut
- **9/18 at S.D.:** Saw action at LB, making two solo tackles, and on special teams
- **9/25 vs. BAL:** Saw action on special teams
- **10/2 vs. IND:** Earned his first career start at OTTO and made four tackles (three solo) and one pass defended
- **10/16 at CHI:** Started at OTTO and made one solo tackle
- **10/23 vs. OAK:** Started at OTTO and recorded one solo tackle and saw time on special teams
- **10/27 at TEN:** Started at OTTO and saw action on special teams
- **11/6 at K.C.:** Started at OTTO and made one solo tackle
- **11/13 vs. HOU:** Started at OTTO and made two solo tackles, including one special teams tackle
- **11/20 at DET:** Saw action at OTTO and posted three tackles (two solo), including one tackle for loss
- **11/27 at BUF:** Started at OTTO and made five tackles (two solo), including his first career half-sack
- **12/4 vs. DEN:** Started at OTTO and made one solo tackle
- **12/11 vs. MIN:** Saw action at OTTO and made one tackle
- **12/18 at HOU:** Saw action at OTTO and made one tackle
- **12/24 vs. TEN:** Saw action at OTTO
- **1/1 at IND:** Started at OTTO and recorded one pass defended

COLLEGE (at UCLA, 2013-15)

As a junior, started in all three games he played before injuring his knee in practice ... Registered 15 tackles ... Starter in all 13 games at LB and named second-team all-conference ... Finished second on the team with 88 tackles, 8.0 for loss, and seven passes defended ... As a freshman, saw action in all 13 games with 12 starts, 11 at LB and one at RB ... Finalist for the Paul Hornung Award as the nation's most versatile player ... Named first-team All-America by Athlon Sports as an all-purpose player and honorable mention All-America by SI.com ... First-team Freshman All-America selection by Sporting News ... Named both offensive and defensive freshman of the year in the Pac-12 by coaches ... Earned second-team All-Pac-12 honors ... His 75 tackles ranked fifth on the team and as the second-most ever by a true freshman ... Led team with 11 passes defended ... Scored seven rushing touchdowns on the season (second on the school's freshman list behind DeShaun Foster in 1998) ... Earned a spot on the Athletic Director's Academic Honor Roll in 2013 Fall and 2014 Winter quarters

PERSONAL

- A four-star recruit from Bellevue (Wash.) High School, according to both scout.com and rivals.com
- Ranked as the nation's No. 4 OLB and No. 1 in the west
- Also played running back in high school for an offense that averaged more than 46 points per game his senior season
- Selected to play in the U.S. Army All-American game, where he posted five tackles
- Earned letters in track (three) and basketball (one)
- Son of H. David Jack and La Sonjia (Fisher) Jack
- Has one brother, Jahlen
- Twitter handle is @MylesJack

REGULAR SEASON CAREER STATISTICS

YEAR	TEAM	GP/GS	TKL	SOLO	ASST	SACKS	FF	FR	PD	TFL
2016	JAX	16/10	22	16	6	0.5	0	0	2	1
NFL totals: 1 yr.		16/10	22	16	6	0.5	0	0	2	1

2016 GAME-BY-GAME STATISTICS

DATE	OPP	TKL	SOLO	ASST	ST	SACKS	FF	FR	PD	TFL
09/11	vs. Green Bay	0	0	0	0	0.0	0	0	0	0
09/18	at San Diego	2	2	0	0	0.0	0	0	0	0
09/25	vs. Baltimore	0	0	0	0	0.0	0	0	0	0
10/02	vs. Indianapolis	4	3	1	0	0.0	0	0	1	0
BYE WEEK										
10/16	at Chicago	1	1	0	0	0.0	0	0	0	0
10/23	vs. Oakland	1	1	0	0	0.0	0	0	0	0
10/27	at Tennessee	0	0	0	0	0.0	0	0	0	0
11/06	at Kansas City	1	1	0	0	0.0	0	0	0	0
11/13	vs. Houston	2	2	0	0	0.0	0	0	0	0
11/20	at Detroit	3	2	1	0	0.0	0	0	0	1
11/27	at Buffalo	5	2	3	0	0.5	0	0	0	0
12/04	vs. Denver	1	1	0	0	0.0	0	0	0	0
12/11	vs. Minnesota	1	0	1	0	0.0	0	0	0	0
12/18	at Houston	1	1	0	0	0.0	0	0	0	0
12/24	vs. Tennessee	0	0	0	0	0.0	0	0	0	0
01/01	at Indianapolis	0	0	0	0	0.0	0	0	1	0
2016 totals:		22	16	6	0	0.5	0	0	2	1

PLAYER BIOS

90

MALIK JACKSON

DEFENSIVE LINEMAN

6-5 290 LBS.


TENNESSEE

BORN JANUARY 11, 1990

VAN NUYS, CALIFORNIA

ACQ: UFA (DENVER) 2016

EXP: 5TH YEAR



TRANSACTIONS

Originally selected by Denver in the fifth round (137th overall) of the 2012 NFL Draft ... Signed by Jacksonville as an unrestricted free agent on 3/10/16

PRO (Games played/started - 78/40, 8/7)

- Fifth-year defensive lineman joined the Jaguars after spending four years in Denver
- Has played in 77 regular season games (39 starts) and eight playoff contests (seven starts) during his first four years with the Broncos
- Has recorded 21 tackles (16 solo), two passes defended, two forced fumbles, one sack and one fumble recovery in eight playoff games

2016 (w/ JAX - 16/16)

- **9/11 vs. G.B.:** Started at DT in his Jaguars debut
- **9/18 at S.D.:** Started at DT and made two tackles (one solo), including one tackle for loss
- **9/25 vs. BAL:** Registered his first sack of the season and first sack as a Jaguar
- **10/2 vs. IND:** Posted a season-high five solo tackles, including one tackle for loss, and one pass defended
- **10/16 at CHI:** Started at DT and made three tackles, including one tackle for loss
- **10/23 vs. OAK:** Started at DT and recorded one quarterback hit
- **10/27 at TEN:** Started at DT
- **11/6 at K.C.:** Started at DT, making one tackle and was credited with 0.5 sack
- **11/13 vs. HOU:** Started at DT and made four solo tackles
- **11/20 at DET:** Started at DT and tallied two tackles (one solo) and one sack
- **11/27 at BUF:** Started at DT and made five tackles (four solo), including 2.0 sacks
- **12/4 vs. DEN:** Started at DT and made two solo tackles
- **12/11 vs. MIN:** Started at DT and made one solo tackle and one fumble recovery
- **12/18 at HOU:** Started at DT and recorded three tackles (one solo), one tackle for a loss and one pass defended
- **12/24 vs. TEN:** Tallied one tackle for loss and one pass defended
- **1/1 at IND:** Started at DT and tallied two solo tackles, tied a career-high with 2.0 sacks and also registered two tackles for a loss

2015 (w/ DEN - 16/16, 3/3)

Started all 16 games for the first time in his career, finishing with a career-high 45 tackles (34 solo), 5.0 sacks and a career-best seven passes defended ... Started all three of Denver's postseason contests and tallied nine tackles (eight solo) and a fumble recovery for a TD in Super Bowl 50

- **9/17 vs. K.C.:** Finished with three tackles, one sack and one pass defended that led to CB **Chris Harris Jr.**'s interception at the Broncos' 10-yard line
- **9/27 at DET:** Posted three tackles, one fumble recovery and 0.5 sacks
- **10/11 at OAK:** Registered six tackles (five solo) and one sack
- **10/18 at CLE:** Posted four tackles (three solo), two tackles for loss and one sack
- **12/20 at PIT:** Tallied five tackles (four solo) and 1.5 sacks
- **2/7 vs. CAR (Super Bowl 50):** Recorded five tackles (five solo) and recovered a fumble in the end zone, marking the seventh fumble recovery for a touchdown in Super Bowl history

2014 (w/ DEN - 16/3, 1/1)

Played all 16 games for the second consecutive season and totaled 42 tackles (33 solo), four passes defended, three sacks and one forced fumble ... Was part of a rushing defense that allowed just 79.8 rushing yards per game, the lowest single-season figure in team history and the NFL's second-best mark in 2014

- **9/7 vs. IND:** Posted two tackles (one solo) and 0.5 sacks in season opener
- **10/5 vs. ARI:** Had two tackles (one solo) and 0.5 sacks
- **12/7 vs. BUF:** Tallied a season-high six tackles (six solo) and one sack
- **1/11 vs. IND:** Posted four tackles (one solo) in AFC Divisional Playoff Game

2013 (w/ DEN - 16/5, 3/3)

Played all 16 regular season games (five starts) and led Denver's defensive line with 42 tackles ... Ranked second on the team with six sacks and led the team with 11 tackles for loss ... Added four passes defended and one forced fumble ... Started in all three postseason games for the Broncos and made eight tackles (seven solo), one sack and two passes defended

- **9/23 vs. OAK:** Recorded his first career sack, splitting it with LB **Wesley Woodyard**
- **10/13 vs. JAX:** Posted a season-high seven tackles (five solo), two sacks and one pass defended
- **12/1 at K.C.:** Made his first NFL start ... Forced his first career fumble while adding two solo tackles
- **1/12 vs. S.D.:** Made his first postseason start and registered three tackles and

one sack in team's AFC Divisional Playoff Game

2012 (w/ DEN - 14/0, 1/0)

Played 14 games as a rookie and totaled five tackles (three solo)

COLLEGE (at Southern California, 2008-09; at Tennessee, 2010-11)

- Played 46 games (24 starts) at Southern California and Tennessee and made 136 tackles (67 solo), 13 sacks, four forced fumbles and one fumble recovery
- Earned first-team All-SEC as a senior and second-team all-conference as a junior
- As a senior, led the Volunteers in tackles for loss (11) and sacks (2.5)
- Saw action in 21 games as a reserve defensive lineman at USC and recorded 22 tackles (15 solo), 5.5 sacks and two forced fumbles

PERSONAL

- Made 103 tackles and 14.5 sacks at Birmingham High School in Van Nuys, Calif.
- Helped lead Birmingham to the 2006 Los Angeles City title with 10.5 sacks as a junior
- Twin brother, Marquis, was all-conference DE for Texas Southern University from 2010-11
- Twitter handle is @TheMalikJackson



REGULAR SEASON CAREER STATISTICS

YEAR	TEAM	GP/GS	TKL	SOLO	ASST	SACKS	FF	FR	PD
2012	DEN	14/0	5	3	2	0.0	0	0	0
2013	DEN	16/5	42	30	12	6.0	1	0	4
2014	DEN	16/3	42	33	9	3.0	1	0	4
2015	DEN	16/16	45	34	11	5.0	0	2	7
2016	JAX	16/16	33	28	5	6.5	0	1	3
NFL totals: 5 yrs.		78/40	167	128	39	20.5	2	3	18



POSTSEASON CAREER STATISTICS

YEAR	TEAM	GP/GS	TKL	SOLO	ASST	SACKS	FF	FR	PD
2012	DEN	1/0	0	0	0	0.0	0	0	0
2013	DEN	3/3	8	7	1	1.0	0	0	2
2014	DEN	1/1	4	1	3	0.0	0	0	0
2015	DEN	3/3	9	8	1	0.0	0	1	0
NFL totals: 4 yrs.		8/7	21	16	5	1.0	0	1	2



CAREER HIGHS

	GAME	SEASON
Tackles:	7 (10/13/13 vs. Jacksonville)	45 (2015)
Sacks:	2.0 (three times, last: 1/1/17 at IND)	6.5 (2016)
Forced fumbles:	1 (twice, last: 11/9/14 at Oakland)	1 (2013 & 2014)
Fumble recoveries:	1 (three times last: 12/11/16 vs. MIN)	2 (2015)
Passes defended:	2 (six times, last: 12/13/15 vs. Oakland)	7 (2015)



2016 GAME-BY-GAME STATISTICS

DATE	OPP	TKL	SOLO	ASST	SACKS	FF	FR	PD	TFL
09/11	vs. Green Bay	0	0	0	0.0	0	0	0	0
09/18	at San Diego	2	1	1	0.0	0	0	0	1
09/25	vs. Baltimore	2	2	0	1.0	0	0	0	1
10/02	vs. Indianapolis	5	5	0	0.0	0	0	1	1
BYE WEEK									
10/16	at Chicago	3	3	0	0.0	0	0	0	1
10/23	vs. Oakland	0	0	0	0.0	0	0	0	0
10/27	at Tennessee	0	0	0	0.0	0	0	0	0
11/06	at Kansas City	1	0	1	0.5	0	0	0	0
11/13	vs. Houston	4	4	0	0.0	0	0	0	0
11/20	at Detroit	2	1	1	1.0	0	0	0	1
11/27	at Buffalo	5	4	1	2.0	0	0	0	2
12/04	vs. Denver	2	2	0	0.0	0	0	0	0
12/11	vs. Minnesota	1	1	0	0.0	0	1	0	0
12/18	at Houston	3	2	1	0.0	0	0	1	1
12/24	vs. Tennessee	1	1	0	0.0	0	0	1	1
01/01	at Indianapolis	2	2	0	2.0	0	0	0	2
2016 totals:		33	28	5	6.5	0	1	3	11

PLAYER BIOS



2015 GAME-BY-GAME STATISTICS

DATE	OPP.	TKL	SOLO	ASST	SACKS	FF	FR	PD
09/13	vs. Baltimore	3	0	3	0.0	0	0	0
09/17	at Kansas City	3	0	3	1.0	0	0	0
09/27	at Detroit	2	1	1	0.5	0	1	0
10/04	vs. Minnesota	2	1	1	0.0	0	0	0
10/11	at Oakland	6	5	1	1.0	0	0	0
10/18	at Cleveland	4	3	1	1.0	0	0	0
11/01	vs. Green Bay	2	1	1	0.0	0	0	1
11/08	at Indianapolis	5	3	2	0.0	0	0	2
11/15	vs. Kansas City	3	3	0	0.0	0	0	0
11/22	at Chicago	0	0	0	0.0	0	1	0
11/29	vs. New England	1	0	1	0.0	0	0	0
12/06	at San Diego	2	2	0	0.0	0	0	2
12/13	vs. Oakland	2	2	0	0.0	0	0	2
12/20	at Pittsburgh	5	3	2	1.5	0	0	0
12/28	vs. Cincinnati	3	2	1	0.0	0	0	0
01/03	vs. San Diego	2	2	0	0.0	0	0	0
2015 totals:		45	34	11	5.0	0	2	7
01/17	vs. Pittsburgh	2	1	1	0.0	0	0	0
01/24	vs. New England	2	2	0	0.0	0	0	0
02/07	vs. Carolina	5	5	0	0.0	0	1	0
Postseason totals:		9	8	1	0.0	0	1	0



2014 GAME-BY-GAME STATISTICS

DATE	OPP.	TKL	SOLO	ASST	SACKS	FF	FR	PD
09/07	vs. Indianapolis	2	1	1	0.5	0	0	0
09/14	vs. Kansas City	1	1	0	0.0	0	0	0
09/21	at Seattle	5	0	5	0.0	0	0	0
	BYE WEEK							
10/05	vs. Arizona	2	1	1	0.5	0	0	0
10/12	at N.Y. Jets	4	3	1	0.0	0	0	0
10/19	vs. San Francisco	1	1	0	1.0	0	0	0
10/23	vs. San Diego	1	1	0	1.0	0	0	0
11/02	at New England	2	1	1	0.0	0	0	0
11/09	at Oakland	1	1	0	0.0	1	0	0
11/16	at St. Louis	5	5	0	0.0	0	0	0
11/23	vs. Miami	3	3	0	0.0	0	0	0
11/30	at Kansas City	0	0	0	0.0	0	0	0
12/07	vs. Buffalo	6	6	0	1.0	0	0	0
12/14	at San Diego	2	2	0	0.0	0	0	2
12/22	at Cincinnati	5	5	0	0.0	0	0	0
12/28	vs. Oakland	2	2	0	0.0	0	0	2
2014 Totals:		42	33	9	3.0	1	0	4
01/11	vs. Indianapolis	4	1	3	0.0	0	0	0
Postseason totals:		4	1	3	0.0	0	0	0



2013 GAME-BY-GAME STATISTICS

DATE	OPP.	TKL	SOLO	ASST	SACKS	FF	FR	PD
09/05	vs. Baltimore	1	0	1	0.0	0	0	0
09/15	at N.Y. Giants	2	2	0	0.0	0	0	0
09/23	vs. Oakland	1	0	1	0.5	0	0	0
09/29	vs. Philadelphia	0	0	0	0.0	0	0	0
10/06	at Dallas	2	1	1	1.0	0	0	0
10/13	vs. Jacksonville	7	5	2	2.0	0	0	1
10/20	at Indianapolis	3	1	2	0.0	0	0	1
10/27	vs. Washington	1	1	0	0.0	0	0	0
11/10	at San Diego	3	1	2	0.5	0	0	2
11/17	vs. Kansas City	3	1	2	0.0	0	0	2
11/24	at New England	1	1	0	0.0	0	0	0
12/01	at Kansas City	2	2	0	0.0	1	0	0
12/08	vs. Tennessee	4	4	0	1.0	0	0	0
12/12	vs. San Diego	3	3	0	0.0	0	0	0
12/22	at Houston	5	4	1	0.0	0	0	0
12/29	at Oakland	4	4	0	1.0	0	0	0
2013 Totals:		42	30	12	6.0	1	0	4
01/12	vs. San Diego	3	3	0	1.0	0	0	0
01/19	vs. New England	0	0	0	0.0	0	0	1
02/02	vs. Seattle	5	4	1	0.0	0	0	1
Postseason totals:		8	7	1	1.0	0	0	2



2012 GAME-BY-GAME STATISTICS

DATE	OPP.	TKL	SOLO	ASST	SACKS	FF	FR	PD
09/09	vs. Pittsburgh				ina			
09/17	at Atlanta	0	0	0	0.0	0	0	0
09/23	vs. Houston	1	1	0	0.0	0	0	0
09/30	vs. Oakland	0	0	0	0.0	0	0	0
10/07	at New England	1	1	0	0.0	0	0	0
10/15	at San Diego				DNP			
	BYE WEEK							
10/28	vs. San Diego	0	0	0	0.0	0	0	0
11/04	at Cincinnati	0	0	0	0.0	0	0	0
11/11	at Carolina	1	1	0	0.0	0	0	0
11/18	vs. San Diego	0	0	0	0.0	0	0	0
11/25	at Kansas City	0	0	0	0.0	0	0	0
12/02	vs. Tampa Bay	0	0	0	0.0	0	0	0
12/06	at Oakland	0	0	0	0.0	0	0	0
12/16	at Baltimore	0	0	0	0.0	0	0	0
12/23	vs. Cleveland	1	0	1	0.0	0	0	0
12/30	vs. Kansas City	1	1	0	0.0	0	0	0
2012 Totals:		42	30	12	6.0	1	0	4
01/12	vs. Baltimore	1	0	1	0.0	0	0	0
Postseason totals:		1	0	1	0.0	0	0	0

PLAYER BIOS

29

JOSH JOHNSON



CORNERBACK
5-10 188 LBS.

PURDUE
BORN SEPTEMBER 10, 1990
DADE CITY, FLORIDA
ACQ: FREE AGENT 2016
EXP: 1ST YEAR

TRANSACTIONS

Originally signed with San Diego as an undrafted free agent on 4/27/13 ... Waived on 8/31/13 ... Signed by Jacksonville on 2/12/16

PRO (Games Played/Started – 8/0)

- Spent training camp with the San Diego Chargers in 2013 after being signed as an undrafted free agent
- Played for the CFL's BC Lions from 2014-15, playing in 24 games and recording 100 tackles, 5.0 sacks, three INTs, three passes defensed and two fumble recoveries

2016 (w/ JAX - 8/0)

- 9/11 vs. G.B.:** Inactive
- 9/18 at S.D.:** Made his Jaguars debut and saw action on special teams
- 9/25 vs. BAL:** Saw action on special teams and two snaps at CB
- 10/2 vs. IND:** Played a season-high 48 snaps at CB and tallied five tackles (three solo), including his first career 0.5 sack ... With 1:42 remaining in the fourth quarter, broke up QB **Andrew Luck**'s attempt to TE **Dwayne Allen** on fourth-and-one to force a turnover on downs
- 10/16 at CHI:** Inactive
- 10/23 vs. OAK:** Inactive
- 10/27 at TEN:** Inactive
- 11/6 at K.C.:** Saw action on special teams
- 11/13 vs. HOU:** Inactive
- 11/20 at DET:** Inactive
- 11/27 at BUF:** Saw action on special teams
- 12/4 vs. DEN:** Inactive
- 12/11 vs. MIN:** Saw action at CB and on special teams
- 12/18 at HOU:** Inactive
- 12/24 vs. TEN:** Played 41 snaps at CB and made one tackle
- 1/1 at IND:** Saw action at CB and made three tackles (two solo)

COLLEGE (at Purdue, 2009-12)

- Played in 49 games over his four-year career, totaling 182 tackles and six interceptions
- Recorded 31 passes defensed, including a team-high 16 during his senior season.

PERSONAL

- Given name is Joshua Lutrail Johnson
- Organizational leadership and supervision major
- Nickname is "Jay Jay"
- Twitter handle is @jjohnson28FLA

REGULAR SEASON CAREER STATISTICS

YEAR	TEAM	GP/GS	TKL	SOLO	ASST	SACKS	FF	FR	PD	INT
2016	JAX	8/0	9	5	4	0.5	0	0	1	0
NFL totals: 1 yr.		8/0	9	5	4	0.5	0	0	1	0

2016 GAME-BY-GAME STATISTICS

DATE	OPP	TKL	SOLO	ASST	SACKS	FF	FR	PD	INT	
09/11	vs. Green Bay				ina					
09/18	at San Diego	0	0	0	0.0	0	0	0	0	
09/25	vs. Baltimore	0	0	0	0.0	0	0	0	0	
10/02	vs. Indianapolis	5	3	2	0.5	0	0	1	0	
BYE WEEK										
10/16	at Chicago				ina					
10/23	vs. Oakland				ina					
10/27	at Tennessee				ina					
11/06	at Kansas City	0	0	0	0.0	0	0	0	0	
11/13	vs. Houston				ina					
11/20	at Detroit				ina					
11/27	at Buffalo	0	0	0	0.0	0	0	0	0	
12/04	vs. Denver				ina					
12/11	vs. Minnesota	0	0	0	0.0	0	0	0	0	
12/18	at Houston				ina					
12/24	vs. Tennessee	1	0	1	0.0	0	0	0	0	
01/01	at Indianapolis	3	2	1	0.0	0	0	0	0	
2016 totals:		9	5	4	0.5	0	0	1	0	

PLAYER BIOS

95

ABRY JONES



DEFENSIVE TACKLE

6-4 318 LBS.

GEORGIA

BORN SEPTEMBER 8, 1991

WARNER ROBINS, GEORGIA

ACQ: ROOKIE FREE AGENT 2013

EXP: 4TH YEAR

TRANSACTIONS

Originally signed by Jacksonville as an undrafted rookie on 4/27/13 ... Placed on injured reserve on 1/1/16

PRO (Games played/started - 54/11)

- Earned roster spot as an undrafted rookie in 2013
- Played in all 16 games in 2014

2016 (w/ JAX - 15/9)

- **9/11 vs. G.B.:** Played five snaps at DT and 17 on special teams
- **9/18 at S.D.:** Saw action at DT and made one tackle
- **9/25 vs. BAL:** Saw action at DT and on special teams
- **10/2 vs. IND:** Saw action at DT and made two tackles (one solo)
- **10/16 at CHI:** Saw action at DT, making two solo tackles, including one tackle for loss
- **10/23 vs. OAK:** Totaled three solo tackles, including one tackle for a loss
- **10/27 at TEN:** Started at DT and had three tackles (two solo)
- **11/6 at K.C.:** Started at DT and made two solo tackles
- **11/13 vs. HOU:** Started at DT and made two solo tackles
- **11/20 at DET:** Started at DT and made five tackles (four solo), including one tackle for loss and one pass defensed
- **11/27 at BUF:** Inactive (ankle)
- **12/4 vs. DEN:** Started at DT and made two solo tackles
- **12/11 vs. MIN:** Started at DT and made one solo tackle
- **12/18 at HOU:** Started at DT and recorded three tackles (two solo) and had one tackle for a loss
- **12/24 vs. TEN:** Started at DT and made three tackles (two solo)
- **1/1 at IND:** Started at DT and made three solo tackles

2015 (w/ JAX - 15/0)

Played in 15 games before being placed on the team's injured reserve list for the final regular season game ... Totaled 16 tackles (seven solo), 2.0 sacks, one forced fumble and one fumble recovery

- **10/4 at IND:** Saw action at DT and special teams, and recorded his first career fumble recovery
- **10/11 at T.B.:** Made five tackles (three solo), including two tackles for loss and recorded one pass defensed
- **10/25 vs. BUF:** Made one tackle (one solo), including one sack
- **11/15 at BAL:** Made four tackles (one solo), including a sack-fumble that was recovered by DT **Tyson Alualu**

2014 (w/ JAX - 16/2)

Played in all 16 games for the first time in his career and registered a career-best 39 tackles (23 solo), three sacks, four tackles for loss, three quarterback hits and one forced fumble

- **10/5 vs. PIT:** Registered a career-high two sacks including a sack/forced fumble of QB **Ben Roethlisberger** early in the fourth quarter ... Also sacked Roethlisberger in the second quarter ... Added one QB pressure and one tackle for loss
- **10/19 vs. CLE:** Made three solo tackles, one QB hit and one tackle for loss ...
- **12/7 vs. HOU:** Saw action at DT and matched his season-high with four tackles (three solo)
- **12/18 vs. TEN:** Made first career start and totaled a career-high five tackles (three solo) along with one sack ... Sacked QB **Charlie Whitehurst** for a three-yard loss on the opening possession
- **12/28 at HOU:** Started for the second consecutive game and totaled three tackles (one solo)

2013 (w/ JAX - 8/0)

Played in eight games as a rookie after earning a roster spot as an undrafted free agent ... Totaled nine tackles, 0.5 sacks and one QB hit

- **10/6 at STL:** Made NFL debut on and saw action on defense
- **10/20 vs. SD:** Made first career tackle
- **12/22 vs. TEN:** Saw extensive action in DL rotation and posted a career-high four tackles (three solo), one QB hit and split a sack with LB **Paul Posluszny** in the first quarter
- **12/29 at IND:** Totaled two solo tackles in season-finale

COLLEGE (at Georgia, 2009-12)

- Three-year letterman and appeared in 46 games, making 26 starts at DE and DT
- Career totals include 107 tackles (52 solo), 35 QB pressures, 13.5 tackles for a loss, 5.0 sacks and two forced fumbles

- Received the David Jacobs Award as a player who, by example, portray courage, spirit, character and determination
- Majored in communication studies

PERSONAL

- Attended Northside (Ga.) High School
- USA Today All-USA second-team selection
- Twitter handle is @JUSTAB3



REGULAR SEASON CAREER STATISTICS

YEAR	TEAM	GP/GS	TKL	SOLO	ASST	SACKS	FF	FR	PD	TFL
2013	JAX	8/0	9	8	1	0.5	0	0	0	0
2014	JAX	16/2	39	23	16	3.0	1	0	1	3
2015	JAX	15/0	16	7	9	2.0	1	1	2	3
2016	JAX	15/9	32	26	6	0.0	0	0	1	4
NFL totals: 3 yrs.		54/11	96	64	32	5.5	2	1	4	10



CAREER HIGHS

	GAME	SEASON
Tackles:	5 (three times, last: 10/20/16 at DET)	39 (2014)
Sacks:	2.0 (10/5/14 vs. PIT)	3.0 (2014)
Forced fumbles:	1 (twice, last: 11/15/15 at BAL)	1 (2014 & 2015)
Fumble recoveries:	1 (10/4/15 at IND)	1 (2014)
Passes defensed:	1 (four times, last: 10/20/16 at DET)	2 (2015)



2016 GAME-BY-GAME STATISTICS

DATE	OPP	TKL	SOLO	ASST	ST	SACKS	FF	FR	PD	TFL
09/11	vs. Green Bay	0	0	0	0	0.0	0	0	0	0
09/18	at San Diego	1	0	1	0	0.0	0	0	0	0
09/25	vs. Baltimore	0	0	0	0	0.0	0	0	0	0
10/02	vs. Indianapolis	2	1	1	0	0.0	0	0	0	0
BYE WEEK										
10/16	at Chicago	2	2	0	0	0.0	0	0	0	1
10/23	vs. Oakland	3	3	0	0	0.0	0	0	0	1
10/27	at Tennessee	3	2	1	0	0.0	0	0	0	0
11/06	at Kansas City	2	2	0	0	0.0	0	0	0	0
11/13	vs. Houston	2	2	0	0	0.0	0	0	0	0
11/20	at Detroit	5	4	1	0	0.0	0	0	1	1
11/27	at Buffalo					ina				
12/04	vs. Denver	2	2	0	0	0.0	0	0	0	0
12/11	vs. Minnesota	1	1	0	0	0.0	0	0	0	0
12/18	at Houston	3	2	1	0	0.0	0	0	0	1
12/24	vs. Tennessee	3	2	1	0	0.0	0	0	0	0
01/01	at Indianapolis	3	3	0	0	0.0	0	0	0	0
2016 totals:		32	26	6	0	0.0	0	0	1	4



2015 GAME-BY-GAME STATISTICS

DATE	GAME	TKL	SOLO	ASST	ST	SACKS	FF	FR	PD	TFL
09/13	vs. Carolina	0	0	0	0	0.0	0	0	0	0
09/20	vs. Miami	0	0	0	0	0.0	0	0	0	0
09/27	at New England	1	0	1	0	0.0	0	0	1	0
10/04	at Indianapolis	0	0	0	0	0.0	0	1	0	0
10/11	at Tampa Bay	5	3	2	0	0.0	0	0	1	2
10/18	vs. Houston	0	0	0	0	0.0	0	0	0	0
10/25	vs. Buffalo	1	1	0	0	1.0	0	0	0	1
BYE WEEK										
11/08	at N.Y. Jets	3	0	3	0	0.0	0	0	0	0
11/15	at Baltimore	4	1	3	0	1.0	1	0	0	0
11/19	vs. Tennessee	1	1	0	0	0.0	0	0	0	0
11/29	vs. San Diego	0	0	0	0	0.0	0	0	0	0
12/06	at Tennessee	0	0	0	0	0.0	0	0	0	0
12/13	vs. Indianapolis	0	0	0	0	0.0	0	0	0	0
12/20	vs. Atlanta	1	1	0	0	0.0	0	0	0	0
12/27	at New Orleans	0	0	0	0	0.0	0	0	0	0
01/03	at Houston					IR				
2015 totals:		16	7	9	0	2.0	1	1	2	3

PLAYER BIOS



2014 GAME-BY-GAME STATISTICS

DATE	GAME	TKL	SOLO	ASST	ST	SACKS	FF	FR	PD	TFL
09/07	at Philadelphia	0	0	0	0	0.0	0	0	0	0
09/14	at Washington	3	2	1	0	0.0	0	0	0	1
09/21	vs. Indianapolis	1	1	0	0	0.0	0	0	0	0
09/28	at San Diego	0	0	0	0	0.0	0	0	0	0
10/05	vs. Pittsburgh	4	4	0	0	2.0	1	0	0	0
10/12	at Tennessee	2	2	0	0	0.0	0	0	0	0
10/19	vs. Cleveland	3	3	0	0	0.0	0	0	0	1
10/26	vs. Miami	1	0	1	0	0.0	0	0	1	0
11/02	at Cincinnati	3	1	2	0	0.0	0	0	0	0
11/09	vs. Dallas	1	1	0	0	0.0	0	0	0	0
BYE WEEK										
11/23	at Indianapolis	3	1	2	0	0.0	0	0	0	0
11/30	vs. N.Y. Giants	3	1	2	0	0.0	0	0	0	0
12/07	vs. Houston	4	3	1	0	0.0	0	0	0	0
12/14	at Baltimore	3	0	3	0	0.0	0	0	0	0
12/18	vs. Tennessee	5	3	2	0	1.0	0	0	0	1
12/28	at Houston	3	1	2	0	0.0	0	0	0	0
2014 totals:		39	23	16	0	3.0	1	0	1	3




2013 GAME-BY-GAME STATISTICS

DATE	GAME	TKL	SOLO	ASST	ST	SACKS	FF	FR	PD	TFL
09/08	vs. Kansas City					ina				
09/15	at Oakland					ina				
09/22	at Seattle					ina				
09/29	vs. Indianapolis					ina				
10/06	at St. Louis	0	0	0	0	0.0	0	0	0	0
10/13	at Denver	0	0	0	0	0.0	0	0	0	0
10/20	vs. San Diego	1	1	0	0	0.0	0	0	0	0
10/27	vs. San Francisco					ina				
BYE WEEK										
11/10	at Tennessee					ina				
11/17	vs. Arizona					ina				
11/24	at Houston					ina				
12/01	at Cleveland	0	0	0	0	0.0	0	0	0	0
12/05	vs. Houston	1	1	0	0	0.0	0	0	0	0
12/15	vs. Buffalo	1	1	0	0	0.0	0	0	0	0
12/22	vs. Tennessee	4	3	1	0	0.5	0	0	0	0
12/29	at Indianapolis	2	2	0	0	0.0	0	0	0	0
2013 totals:		9	8	1	0	0.5	0	0	0	0

PLAYER BIOS

83

BEN KOYACK



TIGHT END

6-5 258 LBS.

NOTRE DAME

BORN APRIL 9, 1993

OIL CITY, PENNSYLVANIA

ACQ: 7TH ROUND OF 2015 DRAFT (229TH)

EXP: 1ST YEAR

TRANSACTIONS

Originally drafted by Jacksonville in the seventh round (229th overall) of the 2015 draft ... Signed by Jacksonville to the practices squad on 9/6/15

PRO (Games played/started - 14/7)

• Spent his rookie season in 2015 on the practice squad before starting the 2016 season on the active roster

2016 (w/ JAX - 14/7)

- **9/11 vs. G.B.:** Played eight snaps on special teams and lined up at TE six times
- **9/18 at S.D.:** Saw action at TE and on special teams, and made one special teams tackle
- **9/25 vs. BAL:** Inactive (knee)
- **10/2 vs. IND:** Inactive (knee)
- **10/16 at CHI:** Saw action on special teams and one snap at TE
- **10/23 vs. OAK:** Saw action at TE and special teams ... Provided key block to spring Chris Ivory's 42-yard run
- **10/27 at TEN:** Posted his first career receptions (five) for 41 yards (8.2 rec. avg.)
- **11/6 at K.C.:** Saw action at TE and on special teams
- **11/13 vs. HOU:** Earned his first career start at TE and caught three passes for 35 yards (11.7 rec. avg.)
- **11/20 at DET:** Started at TE and made one fumble recovery on special teams
- **11/27 at BUF:** Started at TE and had two catches for 23 yards
- **12/4 vs. DEN:** Started at TE and made one reception for four yards
- **12/11 vs. MIN:** Posted two receptions for 19 yards
- **12/18 at HOU:** Started at TE and caught one pass for two yards
- **12/24 vs. TEN:** Started at TE and had two catches for 12 yards
- **1/1 at IND:** Started at TE and had three catches for 25 yards, including his first career touchdown reception, a 14-yard pass from QB **Blake Bortles**

COLLEGE (at Notre Dame, 2011-14)

- Participated in the 2015 Senior Bowl
- Named to the Mackey Award Watch List, given annually to the most outstanding Tight End in FBS college football
- As a senior, started at tight end in all 13 games and totaled 30 receptions for 317 yards and two TDs

PERSONAL

- Played for coach Matt LaVerde at Oil City (Pa.) High School
- Received first-team Pennsylvania all-state honors from Pennsylvania Sportswriters and Associated Press in 2010
- Rated best tight end in country and 25th-best prospect overall by Scout.com
- Recorded 62 receptions for 1,031 yards and 11 TDs as a senior ... Averaged 16.6 yards per catch
- Besides tight end, played quarterback, wide receiver, defensive end and linebacker
- Hails from family of musicians and is proficient playing trombone, piano and euphonium
- Son of David and Karen
- Twitter handle is @koymonster

REGULAR SEASON CAREER STATISTICS

YEAR	TEAM	GP/GS	NO	YDS	AVG	LG	TD
2015	JAX				ps		
2016	JAX	14/7	19	161	8.5	17	1
NFL totals: 1 yr.		14/7	19	161	8.5	17	1

2016 GAME-BY-GAME STATISTICS

DATE	OPP	RECS	YDS	AVG.	LG	TD
09/11	vs. Green Bay	0	0	0.0	0	0
09/18	at San Diego	0	0	0.0	0	0
09/25	vs. Baltimore			ina		
10/02	vs. Indianapolis			ina		
BYE WEEK						
10/16	at Chicago	0	0	0.0	0	0
10/23	vs. Oakland	0	0	0.0	0	0
10/27	at Tennessee	5	41	8.2	14	0
11/06	at Kansas City	0	0	0.0	0	0
11/13	vs. Houston	3	35	11.7	15	0
11/20	at Detroit	0	0	0.0	0	0
11/27	at Buffalo	2	23	11.5	17	0
12/04	vs. Denver	1	4	4.0	4	0
12/11	vs. Minnesota	2	19	9.5	15	0
12/18	at Houston	1	2	2.0	2	0
12/24	vs. Tennessee	2	12	6.0	6	0
01/01	at Indianapolis	3	25	8.3	14t	1
2016 totals:		19	161	8.5	17	1

Additional statistics: one special teams tackle; one fumble recovery on special teams on 11/20 at DET

PLAYER BIOS

11

MARQISE LEE

WIDE RECEIVER
6-0 196 LBS.
SOUTHERN CALIFORNIA
BORN NOVEMBER 25, 1991
INGLEWOOD, CALIFORNIA
ACQ: 2ND ROUND OF 2014 DRAFT (39TH)
EXP: 3RD YEAR



- **11/30 vs. NYG:** Started at WR and led team with six catches for 75 yards ... Scored on a 30-yard TD pass from QB **Blake Bortles** in the third quarter, his first career score
- **12/7 vs. HOU:** Started at WR and posted five receptions for 67 yards with a long of 31 yards, his third straight game with a 30-plus yard reception
- **12/18 vs. TEN:** Started at WR and led team with four catches for 65 yards including a 34-yard grab in the third quarter ... Marked fourth straight game with four or more receptions

COLLEGE (at Southern California, 2011-13)

- Three-year starter who declared for the NFL Draft following his junior season
- Career totals included 248 receptions for 3,655 yards (14.7 avg.) with 29 TDs
- Owns 24 school records and set five Pac-12 Conference marks
- Won the Biletnikoff Award as a sophomore as the nation's top receiver
- Ranked first in school history in receiving yards, second in receptions and fourth in receiving TDs
- Was a long jumper and sprinter on USC's track team
- Became the school's first Biletnikoff Award winner as a sophomore as well as unanimous All-American and All-Pac 12 Conference first-team choice
- Majored in sociology

TRANSACTIONS

Originally drafted by Jacksonville in the second round (39th overall) of the 2014 draft

PRO (Games played/started - 39/15)

- Was first of two receivers selected by the Jaguars in the second round of 2014 draft
- Became 24th WR selected by the Jaguars in franchise history, the fifth-highest in team history
- Marked the seventh USC player drafted by the Jaguars in team history, the second-most among any colleges (Florida, 9)

2016 (w/ JAX - 16/6)

Set career highs with 63 receptions for 851 yards and three TDs ... The first player to record at least one passing TD, one receiving TD and one kickoff return for a TD in a single season since 1978 (BAL's **Joe Washington**)

- **9/11 vs. G.B.:** Made two catches for 22 yards
- **9/18 at S.D.:** Had five receptions for a career-high-tying 75 yards (15.0 rec. avg.)
- **9/25 vs. BAL:** Recorded five receptions for 44 yards (8.8 rec. avg.)
- **10/2 vs. IND:** Had four catches for 28 yards (7.0 rec. avg.)
- **10/16 at CHI:** Posted a team-high six receptions for 61 yards (10.2 rec. avg.) ... Returned one kickoff for 26 yards
- **10/23 vs. OAK:** Posted a team-high seven receptions for 107 yards with a long reception of 38 yards, all of which were career highs and the first game with 100+ yards ... Returned 4 kickoffs for 93 yards with a long return of 34 yards
- **10/27 at TEN:** Had one reception for 21 yards ... Returned two kickoffs for 45 yards
- **11/6 at K.C.:** Posted four receptions for a team-high 84 yards (21.0 rec. avg.) ... Returned three kickoffs for 87 yards (29.0 avg.), including a long of 45
- **11/13 vs. HOU:** Posted four receptions for 50 yards (12.5 rec. avg.)
- **11/20 at DET:** Had four catches for 52 yards (13.0 rec. avg.) and his first TD reception of the season ... Rushed once for six yards and posted a 42-yard kickoff return
- **11/27 at BUF:** Led the team with four receptions for 37 yards and a 20-yard TD reception ... Returned one kick for 36 yards
- **12/4 vs. DEN:** Started at WR and made three catches for 34 yards ... Rushed two times for 10 yards
- **12/11 vs. MIN:** Started at WR and posted five receptions for a career-high 113 yards (22.6 avg.) ... Returned three kicks for 66 yards (22.0 avg.)
- **12/18 at HOU:** Started at WR and returned two kickoffs for 133 yards, including a franchise-tying longest kickoff return with a 100-yard kickoff return touchdown ... Became the seventh player in Jaguars history to return a kickoff for a touch down and tied former RB **Maurice Jones-Drew** for longest kickoff return in team history
- **12/24 vs. TEN:** Started at WR and recorded three receptions for 37 yards and one touchdown ... Threw first career pass in the NFL, a 20-yard touchdown to QB **Blake Bortles** in the fourth quarter
- **1/1 at IND:** Started at WR and recorded six receptions for 86 yards (14.3 avg.)

2015 (w/ JAX - 10/1)

Played in 10 games during his second season with one start, totaling 15 receptions for 191 yards (12.7 rec. avg.) for one TD ... Added five rushes for 38 yards (7.6 rush avg.)

- **9/20 vs. MIA:** Had two receptions for 27 yards (13.5 avg.) in season debut ... Also rushed once for 12 yards
- **12/6 at TEN:** Had one reception for 17 yards in his first start of the season at WR ... Also recorded one rush for four yards
- **12/20 vs. ATL:** Had two receptions for 46 yards (23.0 avg.), including a season-long 30-yard reception in the fourth quarter
- **12/27 at N.O.:** Recorded three receptions for 26 yards (8.7 rec. avg.) and one TD ... Rushed once for nine yards (9.0 rush avg.)

2014 (w/ JAX - 13/8)

Appeared in 13 games as a rookie with eight starts and registered 37 receptions for 422 yards and one TD ... Missed three consecutive games with a hamstring injury

- **9/7 at PHI:** Started at WR in NFL debut and tied for the team lead with six catches for 62 yards with a long of 18 ... Joined WR **Allen Hurns** as first two rookie WRs to start in season-opener in franchise history
- **9/14 at WAS:** Started at WR and had two receptions for 11 yards ... Missed next three games with a hamstring injury
- **10/12 at TEN:** Returned to action after missing three games and finished with two receptions for 26 yards with a long of 16 yards .
- **11/23 at IND:** Led the team with 52 yards on three receptions (17.3 avg.) with a career-long 37-yard catch in the fourth quarter

PERSONAL

- Attended Serra High School in Gardena, Calif.
- Lettered in football, basketball and track
- Earned Parade All-American as a senior as well as Super Prep All-American, Under Armour All-American, ESPNU 150, Rivals 100 and Prep Star Dream Team
- Finished with 57 receptions for 1,409 yards (24.7 avg.) with 24 TDs in final season along with 45 tackles and three INTs
- Was a sprinter and jumper on the track team, boasting a national prep No. 3 best 24-8 long jump, plus career bests of 44-7 in the triple jump, 6-4 in the high jump, 10.74 in the 100 meters and 22.11 in the 200 meters
- Twitter handle is @TeamLee1



REGULAR SEASON CAREER STATISTICS

YEAR	TEAM	GP/GS	NO	YDS	AVG	LG	TD
2014	JAX	13/8	37	422	11.4	37	1
2015	JAX	10/1	15	191	12.7	30	1
2016	JAX	16/6	63	851	13.5	51	3
NFL totals: 3 yrs.		39/15	115	1,464	12.7	51	5

Additional statistics: 14 rushes for 82 yards (5.9 rush avg.); one pass completion for 20 yards and one TD; 18 kickoff returns for 350 yards and one TD



CAREER HIGHS

	GAME	SEASON
Receptions:	7 (10/23/16 vs. OAK)	63 (2016)
Receiving yards:	113 (12/11/16 vs. BUF)	851 (2016)
Longest reception:	51 (11/6/16 at K.C.)	51 (2016)
Receiving touchdowns:	1 (five times, last: 12/24/16 vs. TEN)	3 (2016)

PLAYER BIOS

2016 GAME-BY-GAME STATISTICS

DATE	OPP	RECEIVING				
		RECS	YDS	AVG.	LG	TD
09/11	vs. Green Bay	2	22	11.0	12	0
09/18	at San Diego	5	75	15.0	22	0
09/25	vs. Baltimore	5	44	8.8	20	0
10/02	vs. Indianapolis	4	28	7.0	13	0
BYE WEEK						
10/16	at Chicago	6	61	10.2	14	0
10/23	vs. Oakland	7	107	15.3	38	0
10/27	at Tennessee	1	21	21.0	21	0
11/06	at Kansas City	4	84	21.0	51	0
11/13	vs. Houston	4	50	12.5	18	0
11/20	at Detroit	4	52	13.0	29	1
11/27	at Buffalo	4	37	9.3	20t	1
12/04	vs. Denver	3	34	11.3	17	0
12/11	vs. Minnesota	5	113	22.6	39	0
12/18	at Houston	0	0	0.0	0	0
12/24	vs. Tennessee	3	37	12.3	21t	1
01/01	at Indianapolis	6	86	14.3	22	0
2016 totals:		63	851	13.5	51	3

KICK RETURNS

DATE	GAME	NO.	YDS	AVG.	LG	TD
09/11	vs. Green Bay	0	0	0.0	0	0
09/18	at San Diego	0	0	0.0	0	0
09/25	vs. Baltimore	0	0	0.0	0	0
10/02	vs. Indianapolis	0	0	0.0	0	0
BYE WEEK						
10/16	at Chicago	1	26	26.0	26	0
10/23	vs. Oakland	4	93	23.3	34	0
10/27	at Tennessee	2	45	22.5	25	0
11/06	at Kansas City	3	87	29.0	45	0
11/13	vs. Houston	1	17	17.0	17	0
11/20	at Detroit	1	42	42.0	42	0
11/27	at Buffalo	1	36	36.0	36	0
12/04	vs. Denver	0	0	0.0	0	0
12/11	vs. Minnesota	3	66	22.0	25	0
12/18	at Houston	2	133	66.5	100t	1
12/24	vs. Tennessee	0	0	0.0	0	0
01/01	at Indianapolis	0	0	0.0	0	0
2016 totals:		18	545	30.3	100t	1

Additional statistics: three rushes for 23 yards (7.7 rush avg.); and one completion for 20 yards and one TD (on 12/24 vs. TEN)

2015 GAME-BY-GAME STATISTICS

DATE	GAME	RECS	YDS	AVG.	LG	TD
09/13	vs. Carolina			ina		
09/20	vs. Miami	2	27	13.5	18	0
09/27	at New England	1	13	13.0	13	0
10/04	at Indianapolis			ina		
10/11	at Tampa Bay			ina		
10/18	vs. Houston			ina		
10/25	vs. Buffalo			ina		
BYE WEEK						
11/08	at N.Y. Jets			ina		
11/15	at Baltimore	1	8	8.0	8	0
11/19	vs. Tennessee	0	0	0.0	0	0
11/29	vs. San Diego	1	3	3.0	3	0
12/06	at Tennessee	1	17	17.0	17	0
12/13	vs. Indianapolis	1	21	21.0	21	0
12/20	vs. Atlanta	2	46	23.0	30	0
12/27	at New Orleans	3	26	8.7	18	1
01/03	at Houston	3	30	10.0	14	0
2015 totals:		15	191	12.7	30	1

Additional statistics: Five rushes for 38 yards (7.6 avg.)

2014 GAME-BY-GAME STATISTICS

DATE	GAME	RECS	YDS	AVG.	LG	TD
09/07	at Philadelphia	6	62	10.3	18	0
09/14	at Washington	2	11	5.5	8	0
09/21	vs. Indianapolis			ina		
09/28	at San Diego			ina		
10/05	vs. Pittsburgh			ina		
10/12	at Tennessee	2	26	13.0	16	0
10/19	vs. Cleveland	1	20	20.0	20	0
10/26	vs. Miami	1	9	9.0	9	0
11/02	at Cincinnati	0	0	0.0	0	0
11/09	vs. Dallas	1	13	13.0	13	0
BYE WEEK						
11/23	at Indianapolis	3	52	17.3	37	0
11/30	vs. N.Y. Giants	6	75	12.5	30	1
12/07	vs. Houston	5	67	13.4	31	0
12/14	at Baltimore	4	14	3.5	13	0
12/18	vs. Tennessee	4	65	16.3	34	0
12/28	at Houston	2	8	4.0	4	0
2014 totals:		37	422	11.4	37	1

Additional statistics: Three rushes for nine yards (3.0 avg.)

PLAYER BIOS

65 BRANDON LINDER

CENTER/GUARD

6-6 315 LBS.


MIAMI (FLA.)

BORN JANUARY 25, 1992

SOUTHWEST RANCHES, FLORIDA

ACQ: 3RD ROUND OF 2014 DRAFT (93RD)

EXP: 3RD YEAR



TRANSACTIONS

Originally drafted in the third round (93rd overall) of the 2014 draft ... Placed on injured reserve on 10/5/15

PRO (Games played/started - 32/32)

- Third-year pro has started in all 31 games he has played
- Switched from RG to C prior to the 2016 season
- Was a third-round pick of the Jaguars in 2014
- First player from the University of Miami ever drafted by the Jaguars
- Became 24th offensive lineman drafted by the Jaguars in franchise history

2016 (w/ JAX - 14/14)

Part of an offensive line that allowed its fewest sacks since 2007 (34)

- **9/11 vs. G.B.:** Made his first career start at C in team's season opener
- **9/18 at S.D.:** Started at C
- **9/25 vs. BAL:** Inactive (knee)
- **10/2 vs. IND:** Started at C, helping the team rush for 136 yards
- **10/16 at CHI:** Started at C
- **10/23 vs. OAK:** Started at C
- **10/27 at TEN:** Started at C
- **11/6 at K.C.:** Started at C, helping the team rush for a season-high 205 yards
- **11/13 vs. HOU:** Started at C
- **11/20 at DET:** Started at C and was part of an offensive line that did not allow a sack
- **11/27 at BUF:** Started at C
- **12/4 vs. DEN:** Started at C and helped the team rush for 154 yards
- **12/11 vs. MIN:** Inactive (ankle)
- **12/18 at HOU:** Started at C
- **12/24 vs. TEN:** Started at C
- **1/1 at IND:** Started at C, only to play seven snaps, before leaving the game with a concussion and not returning

2015 (w/ JAX - 3/3)

Placed on season-ending IR because of surgery to repair a labral tear in his left shoulder after injury suffered in Week 3

- **9/13 vs. CAR:** Started at RG to kick off his second season with the Jaguars
- **9/20 vs. MIA:** Helped the Jaguars rush for 123 yards and did not allow a sack

2014 (w/ JAX - 15/15)

Started 15 games at RG as a rookie ...Part of OL that helped club finish sixth in the NFL in average per rush (4.5)

- **9/7 at PHI:** Started at RG in his NFL debut, one of three Jaguars rookies to start on opening day (WR **Marqise Lee**, WR **Allen Hurns**)
- **10/19 vs. CLE:** Helped pave the way for an offense that rushed for a season-high 185 yards on 35 carries and 176 yards on **10/26 vs. MIA**, the first time since 2010 the club eclipsed 150-plus rushing yards in back-to-back games
- **12/28 at HOU:** Started at RG and was part of OL that helped team produce 121 yards on 14 carries (8.6 avg.)

COLLEGE (at Miami (Fla.), 2010-13)

- Four-year starter and started 42 games (37 at RG, 2 at LT, 3 at C)
- Finished career with 35 TD-resulting blocks and 275 key blocks/knockdowns
- As a senior, named team's Most Valuable Player after leading team with 90 percent grade for blocking consistency, 11 TD-resulting blocks and 84 knockdowns
- Majored in health education

PERSONAL

- Attended St. Thomas Aquinas High School in Ft. Lauderdale, Fla.
- Named U.S. Army All-American and was rated the third-best center in the country by Rivals.com
- Helped team compile a 28-1 record during his final two seasons and captured the Class 5A state title as a junior
- Twitter handle is @BrandonLinder65

PLAYER BIOS

99 SEN'DERRICK MARKS

DEFENSIVE TACKLE

6-2 305 LBS.

AUBURN

BORN FEBRUARY 23, 1987

MOBILE, ALABAMA

ACQ: UNRESTRICTED FREE AGENT (TENNESSEE) 2013

EXP: 8TH YEAR



TRANSACTIONS

Originally drafted by Tennessee in the second round (62nd overall) of the 2009 draft ... Signed by Jacksonville as an unrestricted free agent on 4/2/13 ... Placed on injured reserve on 11/18/15

PRO (Games played/started - 103/61)

- Eighth-year DT has spent the past four seasons with the Jaguars
- Joined Jaguars in 2013 as an unrestricted free agent and produced career-best totals in back-to-back seasons including a team-high 8.5 sacks in 2014
- Has 15.5 sacks, 31 QB hits, 28 tackles for loss, two forced fumbles, four fumble recoveries and 15 passes defended in four seasons with the Jaguars

2016 (w/ JAX - 16/1)

- **9/11 vs. G.B.:** Recorded one solo tackle in team's season opener
- **9/18 at S.D.:** Saw action at DT
- **9/25 vs. BAL:** Saw action at DT and made one solo tackle, including one TFL
- **10/2 vs. IND:** Made two solo tackles, including 1.0 sack and three QB hits
- **10/16 at CHI:** Saw action at DT and made two solo tackles
- **10/23 vs. OAK:** Saw action at DT
- **10/27 at TEN:** Saw action at DT and tallied three tackles (one solo) and one TFL
- **11/6 at K.C.:** Recorded 1.0 sack and two QB hits
- **11/13 vs. HOU:** Saw action at DT
- **11/20 at DET:** Saw action at DT and made one solo tackle
- **11/27 at BUF:** Started at DT
- **12/4 vs. DEN:** Saw action at DT and made three solo tackles, including two tackles for loss and 1.0 sack
- **12/11 vs. MIN:** Saw action at DT and made three solo tackles
- **12/18 at HOU:** Saw action at DT and recorded two tackles (one solo) and a tackle for a loss
- **12/24 vs. TEN:** Saw action at DT and recorded one solo tackle and one pass defended
- **1/1 at IND:** Saw action at DT and recorded two tackles (one solo), 0.5 sack, two quarterback hits and a fumble recovery

2015 (w/ JAX - 4/2)

Played in four games with two starts after being inactive for the first five games while recovering from ACL surgery ... Suffered elbow injury in Week 10 at Baltimore and was placed on season-ending injured reserve

- **10/18 vs. HOU:** Made his 2015 debut, making one tackle
- **10/25 vs. BUF:** Made one tackle (one solo), including one tackle for loss and two passes defended
- **11/8 at NYJ:** Made his first start of 2015, making one tackle and recording one pass defended
- **11/15 at BAL:** Started at DT and made two tackles

2014 (w/ JAX - 16/16)

Started all 16 games at DT and produced career-best numbers with 8.5 sacks, 16 QB hits, 15 tackles for loss and three passes defended ... Finished with 44 tackles (34 solo) and one fumble recovery ... Suffered a torn ACL in the season finale ... His 8.5 sacks were the second-most in franchise history by a DT and were the third-most among NFL DTs in 2014

- **9/7 at PHI:** Tallied five tackles (four solo) in the season-opener along with two tackles for loss, one sack and one QB hit ... Sacked QB **Nick Foles** for a six-yard loss in the second quarter
- **9/14 at WAS:** Totaled six tackles (four solo) including two for loss
- **9/21 at IND:** Split a sack and had two QB pressures, his second sack in the first three games
- **10/12 at TEN:** Had four solo tackles, one tackle for loss and one pass defended
- **10/26 vs. MIA:** Registered 10th career sack, taking down QB **Ryan Tannehill** for a seven-yard loss in the first quarter ... Added one tackle for loss and one QB hit
- **11/2 at CIN:** Recorded a sack in back-to-back games for the first time in his career, taking down QB **Andy Dalton** for a one-yard loss in the second quarter ... Added three tackles, one tackle for loss and one QB hit
- **11/9 vs. DAL:** Tallied a sack for the third consecutive game while adding two tackles, one tackle for loss and one QB hit ... Took down QB **Tony Romo** for a six-yard loss in the fourth quarter
- **11/23 at IND:** Recovered an Andrew Luck fumble in the first quarter
- **11/30 vs. NYG:** Produced a career-high two sacks along with two tackles for loss and one forced fumble ... Sealed the win with a sack of QB **Eli Manning** late in the fourth quarter and the ball was recovered by DE **Chris Clemons**
- **12/7 vs. HOU:** Was involved on a half-sack of QB **Ryan Fitzpatrick** on the Texans'

first offensive possession

- **12/18 vs. TEN:** Sealed the victory with a sack of QB **Charlie Whitehurst** on fourth down with no time remaining ... Added three solo tackles
- **12/28 at HOU:** Started at DT and made two solo tackles ... Suffered a torn ACL in the second quarter and did not return

2013 (w/ JAX - 16/16)

Started all 16 games for the first time in his career and registered then career-highs in sacks (4.0), forced fumbles (2), fumble recoveries (3), passes defended (8) and tackles for loss (6) ... Led all DL with 931 snaps played ... One of only three defensive players (**Jason Babin**, **Tyson Alualu**) and five players overall to start all 16 games

- **9/8 vs. KC:** Made Jaguars debut with start at DT, finishing with three solo tackles and one QB hit
- **9/22 at SEA:** Finished with two tackles and tied for team-lead with two QB hits
- **10/6 at STL:** Registered first sack of the season as he sacked and forced a fumble of QB **Sam Bradford** ... Added one tackle for loss and two passes defended
- **10/13 at DEN:** Registered first career fumble recovery in the second quarter and added one tackle for loss
- **10/20 vs. S.D.:** Recorded second sack of the season, taking down QB **Philip Rivers** for a nine-yard loss in the first quarter ... Finished with three solo tackles, one tackle for loss, one QB hit and one pass defended
- **11/10 at TEN:** Faced his former team for the first time and had one solo tackle and one pass defended ... Forced a safety on OL **Chance Warmack** for holding in the end zone
- **12/1 at CLE:** Totaled three solo tackles, one sack, one forced fumble, one fumble recovery and one pass defended ... Sacked QB **Brandon Weeden** in the second quarter and forced a fumble that was recovered by the Browns ... Late in the first half, he recovered a fumble forced by DL **Jason Babin** and returned it 15 yards ... Set single-season career-high with three sacks and two forced fumbles
- **12/15 vs. BUF:** Tallied one sack, one tackle for loss, one fumble recovery and one QB hit ... Sacked QB **E.J. Manuel** in the second quarter and recovered a Manuel fumble forced by S **Winston Guy** in the third quarter

2012 (w/ TEN - 14/14)

Started 14 games at DT ... Totaled 63 tackles (31 solo), 1.5 sacks, three tackles for loss, five QB pressures and one forced fumble ... Was inactive the first two games with an injury

- **11/11 at MIA:** Notched first sack of the season against QB **Ryan Tannehill** for an eight-yard loss and added three QB pressure
- **12/30 vs. JAX:** Had a season-high seven tackles and split a sack with DL **Kameron Wimbley** of QB **Chad Henne** in season-finale

2011 (w/ TEN - 16/9)

Appeared in a career-high 16 games and made nine starts at DT ... Registered 44 tackles (18 solo), 0.5 sacks, three tackles for loss, one forced fumble, seven QB pressures and one pass defended

- **9/11 at JAX:** Opened season with two tackles including one for loss
- **11/13 at CAR:** Combined with DL **William Hayes** to drop QB **Cam Newton** for a 7-yard sack in the fourth quarter
- **12/4 at BUF:** Tallied three tackles, a forced fumble, a pass defended and a QB pressure ... Forced a TE **Scott Chandler** fumble that was recovered by the Titans early in the third quarter
- **12/24 vs. JAX:** Matched his season-high with five tackles along with a tackle for loss
- **1/1 at HOU:** Finished season with four tackles and tied for team-lead with three QB pressures

2010 (w/ TEN - 12/3)

Played in 12 games with three starts ... Collected 50 tackles (27 solo), six QB pressures, five tackles for loss, one INT and one forced fumble

- **9/19 vs. PIT:** Posted a then career-high seven tackles
- **9/26 at NYG:** Intercepted a pass deflected by CB **Cortland Finnegan** in the first quarter
- **10/24 vs. PHI:** Made first career start at DT and had a pass defended
- **1/2 at IND:** Started at DT in season-finale and totaled six tackles, a forced fumble and one QB pressure

2009 (w/ TEN - 9/0)

Appeared in nine games as a rookie and finished with 23 tackles, 1.0 sack, five QB pressures, one tackle for loss and one pass defended ... Led or tied for the team lead in QB pressures in two games

- **10/4 at JAX:** Made NFL debut
- **11/15 vs. BUF:** Finished with season-high six tackles
- **12/13 vs. STL:** Collected four tackles including one for loss
- **1/3 at SEA:** Registered first career sack on against QB **Matt Hasselbeck**

COLLEGE (at Auburn, 2005-08)

Started 37 of 40 games and declared for NFL draft following his junior season

- Finished career with 114 tackles, 7.5 sacks, 30 tackles for loss and 10 QB pressures
- Saw action in three games as a true freshman before he was redshirted
- Majored in rehabilitation services.

PLAYER BIOS

PERSONAL

- Attended Vigor High School in Prichard, Ala. and totaled 81 tackles and 17.0 sacks as a senior
- Also lettered three times in basketball, averaging 15 points a game and 21 rebounds
- Oldest of eight children ... His siblings' names are Antranetta, Shamira, Ciera, DeAndre, Alexia, Kenneth Davis Jr. and Lakendra Davis
- Married (Rayan)
- Full name: Sen'Derrick Dewayne Marks
- Twitter handle is @senmarks

REGULAR SEASON CAREER STATISTICS

YEAR	TEAM	GP/GS	TKL	SOLO	ASST	SACKS	FF	FR	INT	PD	
2009	TEN	9/0	23	9	14	1.0	0	0	0	1	
2010	TEN	12/3	50	27	23	0.0	1	0	1	3	
2011	TEN	16/9	44	18	26	0.5	1	0	0	1	
2012	TEN	14/14	63	31	32	1.5	1	0	0	3	
2013	JAX	16/16	33	28	5	4.0	2	3	0	8	
2014	JAX	16/16	44	35	9	8.5	1	1	0	1	
2015	JAX	4/2	5	3	2	0.0	0	0	0	3	
2016	JAX	16/1	22	18	4	3.5	0	1	0	1	
NFL totals:		8 yrs.	103/61	284	169	115	19.0	6	5	1	21

CAREER HIGHS

	GAME	SEASON
Tackles:	7 (three times, last: 12/30/12 vs. JAX)	63 (2012)
Sacks:	2.0 (11/30/14 vs. NYG)	8.5 (2014)
Forced fumbles:	1 (seven times, last: 11/30/14 vs. NYG)	2 (2013)
Fumble recoveries:	1 (five times, last: 1/1/17 at IND)	3 (2013)
Interceptions:	1 (9/26/10 at NYG)	1 (2010)
Passes defended:	2 (three times, last: 11/24/13 at HOU)	8 (2013)

2016 GAME-BY-GAME STATISTICS

DATE	OPP	TKL	SOLO	ASST	ST	SACKS	FF	FR	PD	TFL
09/11	vs. Green Bay	1	1	0	0	0.0	0	0	0	0
09/18	at San Diego	0	0	0	0	0.0	0	0	0	1
09/25	vs. Baltimore	1	1	0	0	0.0	0	0	0	1
10/02	vs. Indianapolis	2	2	0	0	1.0	0	0	0	0
BYE WEEK										
10/16	at Chicago	2	2	0	0	0.0	0	0	0	0
10/23	vs. Oakland	0	0	0	0	0.0	0	0	0	0
10/27	at Tennessee	3	1	2	0	0.0	0	0	0	1
11/06	at Kansas City	1	1	0	0	1.0	0	0	0	1
11/13	vs. Houston	0	0	0	0	0.0	0	0	0	0
11/20	at Detroit	1	1	0	0	0.0	0	0	0	0
11/27	at Buffalo	0	0	0	0	0.0	0	0	0	0
12/04	vs. Denver	3	3	0	0	1.0	0	0	0	2
12/11	vs. Minnesota	3	3	0	0	0.0	0	0	0	0
12/18	at Houston	2	1	1	0	0.0	0	0	0	1
12/24	vs. Tennessee	1	1	0	0	0.0	0	0	1	0
01/01	at Indianapolis	2	1	1	0	0.5	0	1	0	0
2016 totals:		22	18	4	0	3.5	0	1	1	7

2015 GAME-BY-GAME STATISTICS

DATE	GAME	TKL	SOLO	ASST	ST	SACKS	FF	FR	PD	TFL
09/13	vs. Carolina					ina				
09/20	vs. Miami					ina				
09/27	at New England					ina				
10/04	at Indianapolis					ina				
10/11	at Tampa Bay					ina				
10/18	vs. Houston	1	1	0	0	0.0	0	0	0	0
10/25	vs. Buffalo	1	1	0	0	0.0	0	0	2	1
BYE WEEK										
11/08	at N.Y. Jets	1	1	0	0	0.0	0	0	1	0
11/15	at Baltimore	2	0	2	0	0.0	0	0	0	0
11/19	vs. Tennessee					IR				
11/29	vs. San Diego					IR				
12/06	at Tennessee					IR				
12/13	vs. Indianapolis					IR				
12/20	vs. Atlanta					IR				
12/27	at New Orleans					IR				
01/03	at Houston					IR				
2015 totals:		5	3	2	0	0.0	0	0	3	1

2014 GAME-BY-GAME STATISTICS

DATE	GAME	TKL	SOLO	ASST	ST	SACKS	FF	FR	PD	TFL
09/07	at Philadelphia	5	4	1	0	1.0	0	0	0	2
09/14	at Washington	6	4	2	0	0.0	0	0	0	2
09/21	vs. Indianapolis	2	2	0	0	0.5	0	0	0	0
09/28	at San Diego	2	1	1	0	0.5	0	0	0	0
10/05	vs. Pittsburgh	3	3	0	0	0.0	0	0	0	1
10/12	at Tennessee	4	4	0	0	0.0	0	0	1	1
10/19	vs. Cleveland	1	1	0	0	0.0	0	0	0	1
10/26	vs. Miami	1	1	0	0	1.0	0	0	0	1
11/02	at Cincinnati	3	2	1	0	0.0	0	1	0	0
11/09	vs. Dallas	2	2	0	0	1.0	0	0	0	1
BYE WEEK										
11/23	at Indianapolis	3	2	1	0	0.0	0	1	0	0
11/30	vs. N.Y. Giants	3	3	0	0	2.0	1	0	0	2
12/07	vs. Houston	3	1	2	0	0.5	0	0	0	1
12/14	at Baltimore	1	0	1	0	0.0	0	0	0	0
12/18	vs. Tennessee	3	3	0	0	1.0	0	0	0	1
12/28	at Houston	2	2	0	0	0.0	0	0	0	1
2014 totals:		44	35	9	0	8.5	1	1	1	15

2013 GAME-BY-GAME STATISTICS

DATE	GAME	TKL	SOLO	ASST	ST	SACKS	FF	FR	PD	TFL
09/08	vs. Kansas City	3	3	0	0	0.0	0	0	0	0
09/15	at Oakland	2	2	0	0	0.0	0	0	0	1
09/22	at Seattle	2	1	1	0	0.0	0	0	0	0
09/29	vs. Indianapolis	1	1	0	0	0.0	0	0	0	0
10/06	at St. Louis	4	4	0	0	1.0	1	0	2	1
10/13	at Denver	1	10	0	0	0.0	0	1	1	1
10/20	vs. San Diego	3	3	0	0	1.0	0	0	1	1
10/27	vs. San Francisco	1	1	0	0	0.0	0	0	0	0
BYE WEEK										
11/10	at Tennessee	1	1	0	0	0.0	0	0	1	0
11/17	vs. Arizona	1	1	0	0	0.0	0	0	1	1
11/24	at Houston	1	1	0	0	0.0	0	0	2	0
12/01	at Cleveland	3	3	0	0	1.0	1	1	1	0
12/05	vs. Houston	1	1	0	0	0.0	0	0	0	0
12/15	vs. Buffalo	3	3	0	0	1.0	0	1	0	1
12/22	vs. Tennessee	1	1	0	0	0.0	0	0	0	0
12/29	at Indianapolis	5	1	4	0	0.0	0	0	0	0
2013 totals:		33	28	5	0	4.0	2	3	8	6

2012 GAME-BY-GAME STATISTICS

DATE	GAME	TKL	SOLO	ASST	ST	SACKS	FF	FR	PD	TFL
09/09	vs. New England					ina				
09/16	at San Diego					ina				
09/23	vs. Detroit	5	3	2	0	0.0	0	0	0	0
09/30	at Houston	3	1	2	0	0.0	0	0	0	0
10/07	at Minnesota	2	1	1	0	0.0	0	0	0	1
10/11	vs. Pittsburgh	6	4	2	0	0.0	0	0	1	0
10/21	at Buffalo	2	0	2	0	0.0	0	0	0	0
10/28	vs. Indianapolis	3	2	1	0	0.0	0	0	0	0
11/04	vs. Chicago	6	3	3	0	0.0	0	0	0	1
11/11	at Miami	4	1	3	0	1.0	0	0	0	0
BYE WEEK										
11/25	at Jacksonville	5	3	2	0	0.0	0	0	1	0
12/02	vs. Houston	6	4	2	0	0.0	0	0	0	1
12/09	at Indianapolis	6	4	2	0	0.0	0	0	0	0
12/17	vs. N.Y. Jets	4	0	4	0	0.0	1	0	1	0
12/23	at Green Bay	4	2	2	0	0.0	0	0	0	0
12/30	vs. Jacksonville	7	3	4	0	0.5	0	0	0	0
2012 totals:		63	31	32	0	1.5	1	0	3	3

2011 GAME-BY-GAME STATISTICS

DATE	GAME	TKL	SOLO	ASST	ST	SACKS	FF	FR	PD	TFL
09/11	at Jacksonville	2	1	1	0	0.0	0	0	0	1
09/18	vs. Baltimore	2	1	1	0	0.0	0	0	0	0
09/25	vs. Denver	3	2	1	0	0.0	0	0	0	0
10/02	at Cleveland	1	0	1	0	0.0	0	0	0	0
10/09	at Pittsburgh	3	1	2	0	0.0	0	0	0	0
BYE WEEK										
10/23	vs. Houston	2	1	1	0	0.0	0	0	0	1
10/30	vs. Indianapolis	1	0	1	0	0.0	0	0	0	0
11/06	vs. Cincinnati	2	1	1	0	0.0	0	0	0	0
11/13	at Carolina	1	0	1	0	0.5	0	0	0	0
11/20	at Atlanta	5	1	4	0	0.0	0	0	0	0
11/27	vs. Tampa Bay	4	2	2	0	0.0	0	0	0	0
12/04	at Buffalo	3	1	2	0	0.0	1	0	1	0
12/11	vs. New Orleans	1	1	0	0	0.0	0	0	0	0
12/18	at Indianapolis	5	2	3	0	0.0	0	0	0	0
12/24	vs. Jacksonville	5	3	2	0	0.0	0	0	0	1
01/01	at Houston	4	1	3	0	0.0	0	0	0	0
2011 totals:		44	18	26	0	0.5	1	0	1	3

PLAYER BIOS



2010 GAME-BY-GAME STATISTICS

DATE	GAME	TKL	SOLO	ASST	ST	SACKS	FF	FR	PD	TFL
09/12	vs. Oakland	5	2	3	0	0.0	0	0	0	0
09/19	vs. Pittsburgh	7	4	3	0	0.0	0	0	0	0
09/26	at N.Y. Giants	4	3	1	0	0.0	0	0	1	0
10/03	vs. Denver	3	2	1	0	0.0	0	0	0	1
10/10	at Dallas					ina				
10/18	at Jacksonville	3	1	2	0	0.0	0	0	0	0
10/24	vs. Philadelphia	0	0	0	0	0.0	0	0	1	0
10/31	at San Diego	6	1	5	0	0.0	0	0	0	0
	BYE WEEK									
11/14	at Miami	1	1	0	0	0.0	0	0	0	0
11/21	vs. Washington	4	3	1	0	0.0	0	0	0	1
11/28	at Houston	4	3	1	0	0.0	0	0	0	1
12/05	vs. Jacksonville					ina				
12/09	vs. Indianapolis					ina				
12/19	vs. Houston					ina				
12/26	at Kansas City	7	4	3	0	0.0	0	0	1	2
01/02	at Indianapolis	4	1	3	0	0.0	1	0	0	0
2010 totals:		50	27	23	0	0.0	1	0	3	5

Additional statistics: one interception on 9/26 at N.Y. Giants



2009 GAME-BY-GAME STATISTICS

DATE	GAME	TKL	SOLO	ASST	ST	SACKS	FF	FR	PD	TFL
09/10	at Pittsburgh					ina				
09/20	vs. Houston					ina				
09/27	at N.Y. Jets					ina				
10/04	at Jacksonville	1	0	1	0	0.0	0	0	0	0
10/11	vs. Indianapolis	0	0	0	0	0.0	0	0	0	0
10/18	at New England					ina				
	BYE WEEK									
11/01	vs. Jacksonville	0	0	0	0	0.0	0	0	0	0
11/08	at San Francisco					ina				
11/15	vs. Buffalo	6	3	3	0	0.0	0	0	1	0
11/23	at Houston	4	2	2	0	0.0	0	0	0	0
11/29	vs. Arizona					ina				
12/06	at Indianapolis					ina				
12/13	vs. St. Louis	4	1	3	0	0.0	0	0	0	1
12/20	vs. Miami	1	0	1	0	0.0	0	0	0	0
12/25	vs. San Diego	4	2	2	0	0.0	0	0	0	0
01/03	at Seattle	3	1	2	0	1.0	0	0	0	0
2009 totals:		23	9	14	0	1.0	0	0	1	1

PLAYER BIOS

2

JASON MYERS

KICKER

5-10 190 LBS.


MARIST

BORN MAY 12, 1991

CHULA VISTA, CALIFORNIA

ACQ: FREE AGENT 2015

EXP: 2ND YEAR



- Named South Bay Kicker of the Year as a junior
- Played on the state championship soccer team as a senior and was named San Diego Division IV CIF Player of the Year
- Son of Donny and Mary Myers
- Fiancee: Katie Glomb
- Twitter handle is @JayMy_31

REGULAR SEASON CAREER STATISTICS

YEAR	TEAM	GP	PAT	ATT	FG	FGA	PCT	LG	PTS
2015	JAX	16	32	39	26	30	86.7	58	110
2016	JAX	15	29	32	27	34	79.4	56	110
NFL totals: 2 yrs.		31	61	71	53	64	82.8	58	220

CAREER HIGHS

	GAME	SEASON
PATs made:	6 (12/13/15 vs. IND)	32 (2015)
PAT attempts:	7 (12/13/15 vs. IND)	39 (2015)
Field goals made:	4 (three times, last: 12/24/16 vs. TEN)	26 (2015)
Field goal attempts:	4 (four times, last: 1/1/17 at IND)	30 (2015 & 2016)
Longest field goal:	58 (9/20/15 vs. MIA)	58 (2015)
Points:	14 (12/24/16 vs. Ten.)	110 (2015, 2016)

TRANSACTIONS

Originally signed by Jacksonville as a free agent on 3/3/15

PRO (Games played/started - 32/0)

- Spent time with Arizona and San Jose of the Arena Football League in 2014
- Assumed the team's kicking duties prior to the 2015 season

2016 (w/ JAX - 16/0)

Converted 27 of 34 field goals, the fourth-most made FGs in a single season in franchise history ... Kicked 60 touchbacks on 76 kickoffs for a league-best 78.9 touch-back percentage (min. 10 attempts)

- **9/11 vs. G.B.:** Converted on FGs of 26, 39 and 50 yards and made both PATs for 11 total points
- **9/18 at S.D.:** Went 2-for-2 on PATs and missed a 54-yard FG attempt
- **9/25 vs. BAL:** Converted on a 49-yard FG and made two PATs
- **10/2 vs. IND:** Made FGs from 22, 46 and 49 yards and went 3-for-3 on PATs
- **10/16 at CHI:** Converted a 30-yard FG in the fourth quarter and went 2-for-2 on PATs
- **10/23 vs. OAK:** Converted on FGs of 23, 37, and 44 yards and made one his lone PAT for a total of 10 points
- **10/27 at TEN:** Converted two PAT attempts
- **11/6 at K.C.:** Converted two PAT attempts and missed a 54-yard FG attempt
- **11/13 vs. HOU:** Converted FGs of 54 and 44 yards, and made his lone PAT attempt
- **11/20 at DET:** Made FGs from 27 and 52 yards
- **11/27 at BUF:** Converted on all three PAT attempts
- **12/4 vs. DEN:** Converted on a 47-yard FG and one PAT attempt
- **12/11 vs. MIN:** Made 3-of-5 FG attempts, including a season-long 55-yarder in the second quarter
- **12/18 at HOU:** Converted on field goals of 26 and 50 yards and two PAT attempts
- **12/24 vs. TEN:** Converted on field goals of 29, 48, 50 and 56 yards
- **1/1 at IND:** Made 2-of-4 FG attempts and converted on two PAT attempts

2015 (w/ JAX - 16/0)

His 26 made FGs are the fourth-most in a season in franchise history and his 110 points scored (26 FGs, 32 PATs) are the fifth-most in a season in club history ... His 86.7 FG percentage is the highest career FG percentage in Jaguars history (min. 30 attempts) and the highest by a Jaguars first-year player

- **9/13 vs. CAR:** Converted his first NFL kick from 22 yards
- **9/20 vs. MIA:** Went three-for-three on field goal attempts, including a season-long 58-yarder as time expired in the first half and a 28-yard game-winner with 40 seconds remaining in the fourth quarter ... His 58-yard FG was also second-longest in franchise history
- **9/27 at N.E.:** Made a 40-yard FG and went 2-for-2 on PATs
- **10/4 at IND:** Went 2-for-4 on FGs and 1-for-1 on PATs
- **10/11 at T.B.:** Connected on a 31-yard attempt and went 4-for-4 on PATs
- **10/18 vs. HOU:** Went 2-for-3 on PAT attempts
- **10/25 vs. BUF:** Went 4-for-5 on PAT attempts
- **11/8 at NYJ:** Converted on field goal attempts from 45, 39 and 35 yards, and went 2-for-2 on PATs
- **11/15 at BAL:** Converted on 3-of-4 FGs, including the game-winning 53-yarder with no time left on the clock
- **11/19 vs. TEN:** Went 4-for-4 on FGs, converting on attempts from 20, 31, 32 and 36 yards
- **11/29 vs. S.D.:** Went 4-for-4 on FGs, converting on attempts from 22, 27, 28 and 55 yards
- **12/6 at TEN:** Went 3-for-5 on extra point attempts
- **12/13 vs. IND:** Converted on his only FG attempt from 46 yards and went 6-for-7 on extra points
- **12/20 vs. ATL:** Converted on two extra points and a 42-yard field goal
- **12/27 at N.O.:** Converted his only extra point attempt
- **1/3 at HOU:** Converted on field goal attempts from 43 and 34 yards

COLLEGE (at Marist, 2009-12)

- Four-year letterman who also served as team's punter as a senior
- As a senior, made 5 of 10 FGs in final season with a long of 40 yards and averaged 39.0 yards on 56 punts with 16 downed inside the 20

PERSONAL

- Attended Mater Dei Catholic (Calif.) High School
- Four-year letterman in football and soccer and also played baseball
- Named Mesa Kicker of the Year as a senior

2016 GAME-BY-GAME STATISTICS

DATE	OPP	GP	PAT	ATT	FG	FGA	PCT	LG	PTS
09/11	vs. Green Bay	1	2	2	3	3	100.0	50	11
09/18	at San Diego	1	2	2	0	1	0.0	-	2
09/25	vs. Baltimore	1	2	2	1	2	50.0	49	5
10/02	vs. Indianapolis	1	3	3	3	3	100.0	49	12
BYE WEEK									
10/16	at Chicago	1	2	2	1	1	100.0	30	5
10/23	vs. Oakland	1	1	1	3	3	100.0	44	10
10/27	at Tennessee	1	2	2	0	0	0.0	-	2
11/06	at Kansas City	1	2	2	0	1	0.0	-	2
11/13	vs. Houston	1	1	1	2	2	100.0	54	7
11/20	at Detroit	1	1	2	2	2	100.0	52	7
11/27	at Buffalo	1	3	3	0	0	0.0	-	3
12/04	vs. Denver	1	1	1	1	1	100.0	47	4
12/11	vs. Minnesota	1	1	1	3	5	60.0	55	10
12/18	at Houston	1	2	2	2	2	100.0	50	8
12/24	vs. Tennessee	1	2	4	4	4	100.0	56	14
01/01	at Indianapolis	1	2	2	2	4	50.0	47	8
2016 totals:		15	29	32	27	34	79.4	56	110

2015 GAME-BY-GAME STATISTICS

DATE	OPP	GP	PAT	ATT	FG	FGA	PCT	LG	PTS
09/13	vs. Carolina	1	0	1	1	2	50.0	22	3
09/20	vs. Miami	1	2	2	3	3	100.0	58	11
09/27	at New England	1	2	2	1	1	100.0	40	5
10/04	at Indianapolis	1	1	1	2	4	50.0	32	7
10/11	at Tampa Bay	1	4	4	1	1	100.0	31	7
10/18	vs. Houston	1	2	3	0	0	0.0	0	2
10/25	vs. Buffalo	1	4	5	0	0	0.0	0	4
BYE WEEK									
11/08	at N.Y. Jets	1	2	2	3	3	100.0	45	11
11/15	at Baltimore	1	1	1	3	4	75.0	53	10
11/19	vs. Tennessee	1	1	1	4	4	100.0	36	13
11/29	vs. San Diego	1	1	2	4	4	100.0	51	13
12/06	at Tennessee	1	3	5	0	0	0.0	0	3
12/13	vs. Indianapolis	1	6	7	1	1	100.0	46	9
12/20	vs. Atlanta	1	2	2	1	1	100.0	42	5
12/27	at New Orleans	1	1	1	0	0	0.0	0	1
01/03	at Houston	1	0	0	2	2	100.0	43	6
2015 totals:		16	32	39	26	30	86.7	58	110

PLAYER BIOS

91 YANNICK NGAKOUÉ

DEFENSIVE END

6-2 246 LBS.

MARYLAND

BORN MARCH 31, 1995

BOWIE, MARYLAND

ACQ: 3RD ROUND OF 2016 DRAFT (69TH)

EXP: ROOKIE



TRANSACTIONS

Originally drafted by Jacksonville in the third round (69th overall) of the 2016 NFL Draft

PRO (Games played/started - 16/15)

- Made his NFL debut in team's season opener in 2016
- Owns the franchise record for sacks in a single season (8.0)

2016 (w/ JAX - 16/15)

One of two Jaguars rookies (**Jeremy Mincey**) to post 8.0-plus sacks, four-plus forced fumbles and at least one INT in a single season ... Finished second in the NFL behind S.D.'s **Joey Bosa** with 8.0 sacks by a rookie ... Joins K.C.'s **Tamba Hali** (2006), BAL's **Terrell Suggs** (2003), CAR's **Julius Peppers** (2002) and S.F.'s **Charles Haley** (1986) as the only rookies to post 8.0-plus tackles, four-plus forced fumbles and at least one INT in their rookie season

- **9/11 vs. G.B.:** Made two tackles (one solo) in NFL and Jaguars debut
- **9/18 at S.D.:** Made his first career start at LEO and made three tackles (two solo), including his first career sack-fumble in the second quarter
- **9/25 vs. BAL:** Registered his second consecutive game with a sack-fumble ... One of three players to register a sack and a forced fumble in consecutive games this season, joining BUF's **Lorenzo Alexander** and WAS' **Trent Murphy**
- **10/2 vs. IND:** Registered four tackles, including 1.0 sack, as well as his first career interception and third career forced fumble ... Only NFL player this season to register a sack, forced fumble and an interception in the same game
- **10/16 at CHI:** Started at LEO and made 1.0 sack, becoming the first rookie in team history to register a sack in four consecutive games ... Fourth player in Jaguars history to register a sack in four consecutive games (**Tony Brackens**, **Rob Meier** and **Gary Walker**)
- **10/23 vs. OAK:** Started at LEO and totaled two solo tackles
- **10/27 at TEN:** Started at LEO and recorded a QB hit
- **11/6 at K.C.:** Started at LEO and made one solo tackle and three QB hits
- **11/13 vs. HOU:** Started at LEO, making one solo tackle and one pass defended
- **11/20 at DET:** Started at LEO and tallied one solo tackle, a five-yard sack of QB **Matthew Stafford**
- **11/27 at BUF:** Started at LEO and picked up his sixth sack of the season, along with two tackles (one solo)
- **12/4 vs. DEN:** Started at LEO and exited the game with an ankle injury
- **12/11 vs. MIN:** Started at LEO and made one solo tackle and registered a forced fumble
- **12/18 at HOU:** Started at LEO and made one solo tackle
- **12/24 vs. TEN:** Started at LEO and registered 1.0 sack
- **1/1 at IND:** Started at LEO and registered two solo tackles, 1.0 sack and one tackle for a loss

COLLEGE (at Maryland, 2013-15)

- As a senior, selected First Team All-Big Ten by coaches and media
- Set Maryland's single-season sack record (13.5), breaking a record set by Mark Duda (1982) and Bruce Palmer (1978)
- Ranked second nationally in sacks per game
- Appeared in all 13 games as a true freshman

PERSONAL

- Son of Marlene Chantelly
- Honor roll student
- Worked as a volunteer with the homeless and helped mentor children
- Majored in African American studies
- Attended Friendship Collegiate Academy (Washington, D.C.)
- Named a first team Parade All-America and the 2012 D.C. Gatorade Player of the Year
- Rated a four-star recruit by Rivals, No. 11 OLB
- Helped lead the school to the DCSAA title as a senior

REGULAR SEASON CAREER STATISTICS

YEAR	TEAM	GP/GS	TKL	SOLO	ASST	SACKS	FF	FR	PD	TFL
2016	JAX	16/15	23	20	3	8.0	4	0	2	6
NFL totals: 1 yr.		16/15	23	20	3	8.0	4	0	2	6

2016 GAME-BY-GAME STATISTICS

DATE	OPP	TKL	SOLO	ASST	ST	SACKS	FF	FR	PD	TFL
09/11	vs. Green Bay	2	1	1	0	0.0	0	0	0	0
09/18	at San Diego	3	2	1	0	1.0	1	0	0	0
09/25	vs. Baltimore	1	1	0	0	1.0	1	0	0	0
10/02	vs. Indianapolis	4	4	0	0	1.0	1	0	1	1
BYE WEEK										
10/16	at Chicago	1	1	0	0	1.0	0	0	0	1
10/23	vs. Oakland	2	2	0	0	0.0	0	0	0	0
10/27	at Tennessee	0	0	0	0	0.0	0	0	0	0
11/06	at Kansas City	1	1	0	0	0.0	0	0	0	0
11/13	vs. Houston	1	1	0	0	0.0	0	0	1	0
11/20	at Detroit	1	1	0	0	1.0	0	0	0	1
11/27	at Buffalo	2	1	1	0	1.0	0	0	0	1
12/04	vs. Denver	0	0	0	0	0.0	0	0	0	0
12/11	vs. Minnesota	1	1	0	0	0.0	1	0	0	0
12/18	at Houston	1	1	0	0	0.0	0	0	0	0
12/24	vs. Tennessee	1	1	0	0	1.0	0	0	0	1
1/01	at Indianapolis	2	2	0	0	1.0	0	0	0	1
2016 totals:		23	20	3	0	8.0	4	0	2	6

Additional statistics: One interception on 10/2 vs. IND, seven-yard return

PLAYER BIOS

3

BRAD NORTMAN

PUNTER

6-2 215 LBS.


WISCONSIN

BORN SEPTEMBER 12, 1989

BROOKFIELD, WISCONSIN

ACQ: UFA (CAROLINA) 2016

EXP: FIFTH YEAR



TRANSACTIONS

Originally selected by Carolina in the sixth round (207th overall) of the 2012 NFL Draft ... Signed as an unrestricted free agent by Jacksonville on 3/10/15

PRO (Games played/started - 80/0, 6/0)

- Fifth-year punter has played in Carolina and Jacksonville
- Played in six postseason games, including Super Bowl 50

2016 (w/ JAX - 16/0)

- **9/11 vs. G.B.:** Made Jaguars debut and punted twice for 125 yards (62.5 net avg.) and downed both inside the 5-yard line ... His 67-yard punt is the seventh-longest in franchise history
- **9/18 at S.D.:** Punted four times for 179 yards (44.8 avg.), including downing two punts inside the 20
- **9/25 vs. BAL:** Punted six times for 249 yards (41.5 avg.), including two punts downed inside the 20
- **10/2 vs. IND:** Punted five times for 269 yards (53.8 avg.), including a career-long 78-yard punt in the fourth quarter, the second-longest punt in Jaguars franchise history (Bryan Barker, 83) and longest in the NFL this season ... Had one punt downed inside the 20
- **10/16 at CHI:** Punted five times for 275 yards (55.0 avg.), including a 52.2 net avg. ... Downed two punts inside the 20, including his 100th career punt inside the 20
- **10/23 vs. OAK:** Punted five times for 239 yards (47.8 avg.) including a long punt of 56 yards
- **10/27 at TEN:** Punted six times for 275 yards (45.8 avg.) and downed one punt inside the 20
- **11/6 at K.C.:** Punted four times for 167 yards (41.8 avg.) and downed one punt inside the 20 ... Tallied one special teams tackle
- **11/13 vs. HOU:** Punted three times for 115 yards
- **11/20 at DET:** Punted six times for 245 yards (40.8 avg.) and downed a career-high four punts inside the 20
- **11/27 at BUF:** Punted six times for 273 yards (45.5 avg., 31.7 net avg.), including two punts downed inside the 20 and a long of 61
- **12/4 vs. DEN:** Punted eight times for 369 yards (46.1 avg., 41.1 net avg.), including a career-high-tying four downed inside the 20 and long of 65
- **12/11 vs. MIN:** Punted four times for 163 yards (40.8 avg., 38.5 net avg.), including one downed inside the 20
- **12/18 at HOU:** Punted six times for 315 yards (52.5 avg., 46.2 net avg.) including a long punt of 67 yards
- **12/24 vs. TEN:** Punted three times for 143 yards (47.7 avg., 48.3 net avg.)
- **1/1 at IND:** Punted four times for 188 yards (47.0 avg., 42.0 net avg.), landing three inside the 20-yard line

2015 (w/ CAR - 16/0, 3/0)

Played in all 16 games, including three playoff contests ... Season totals include 70 punts for 3,175 yards (45.4 avg.), including a 39.8 net average ... Downed 20 punts inside the 20

- **9/20 vs. HOU:** Punted five times for 377 yards for a season-best 53.9 average
- **11/15 at TEN:** Punted four times for a season-high 47.3 net average
- **02/07 vs. DEN:** Punted seven times for 315 yards (45.0 avg.) in Super Bowl 50

2014 (w/ CAR - 16/0, 2/0)

Played in all 16 games, including two postseason games ... Generated a gross average of 44.9 yards and net average of 36.5 yards with a career-high 26 punts inside the 20, five touchbacks, two blocks and a long of 72 yards on 72 punts ... Served as holder on extra points and field goals

- **10/19 at G.B.:** Compiled a season-high 53.9-yard gross average, the second highest of his career, on a season-high seven punts
- **11/16 vs. ATL:** Equaled second-longest punt in team history and matched career long with a 72-yard boot ... Produced a season-high 48.3-yard net average
- **1/3 vs. ARI:** Tied team record for the most punts inside the 20 in a postseason game with three

2013 (w/ CAR - 16/0, 1/0)

Played in all 16 games, including one playoff contest ... Set Carolina records with a gross average of 47.8 yards, which ranked second in the NFC and fourth in the NFL, and net average of 41.6 yards, which ranked fourth in the NFC and fifth in the NFL ... Punted 70 times with a career-high 25 inside the 20, five touchbacks and a career long of 72 yards

- **11/24 at MIA:** Established a Carolina single-game record with a 56.7-yard gross

average on seven punts ... Uncorked a career-long 72-yard punt, matching the second-longest punt in team history

- **12/22 vs. N.O.:** Generated a season-high net average of 47.0 yards on a season-high eight punts with two inside the 20 ... Pinned the Saints at their 2-yard line and 3-yard line
- Named NFC Special Teams Player of the Month for December, compiling a 48.1 gross average and 44.0-yard net average with eight inside the 20 and had at least one punt longer than 50 yards in all five games

2012 (w/ CAR - 16/0)

Recorded a gross average of 43.0 yards and net average of 36.5 yards with 20 punts inside the 20, seven touchbacks, one block of 63 yards on 76 punts

- **10/7 vs. SEA:** Booted a career-long 63-yard punt
- **11/4 at WAS:** Landed a season-high three punts inside the 20
- **11/11 vs. DEN:** Produced a season-high 50.1-yard gross average on a career-high nine punts
- **12/23 vs. OAK:** Generated a season-high 48.3-yard net average

COLLEGE (at Wisconsin, 2008-11)

- Played in 52 games, taking over the Badgers' punting duties as a freshman
- Generated gross average of 42.1 yards and net average of 36.7 yards with 69 punts inside the 20, 19 touchbacks, four blocks and long of 76 yards on 199 punts, the fourth most in school history
- Gross average ranks as the third highest in UW history
- Thirty five punts traveled more than 50 yards and 53 resulted in fair catches
- Majored in accounting

PERSONAL

- Attended Central High School in Brookfield, Wis.
- Ranked as the No. 4 punter in the nation by Rivals.com and No. 8 by Scout.com
- Parents are William and Jane Nortman
- Married to wife, Lexi
- Twitter handle is @BradNortmanisms



REGULAR SEASON CAREER STATISTICS

YEAR	TEAM	GP	PUNTS	YARDS	GROSS AVG.	FC	NET AVG.	IN 20	LG	BLK
2012	CAR	16	76	3,267	43.0	20	36.5	20	63	1
2013	CAR	16	72	3,428	47.8	13	41.6	23	72	0
2014	CAR	16	80	3,542	44.9	20	36.5	30	72	2
2015	CAR	16	85	3,797	45.4	19	39.8	23	65	0
2016	JAX	16	77	3,589	46.6	19	39.5	27	78	0
NFL totals: 5 yrs.		80	365	16,111	45.5	89	38.7	118	78	3



CAREER HIGHS

	GAME	SEASON
Punts:	9 (11/11/12 vs. Denver)	85 (2015)
Yards:	451 (11/11/12 vs. Denver)	3,797 (2015)
Gross average:	62.5 (9/11/16 vs. Green Bay)	47.8 (2013)
Net average:	62.5 (9/11/16 vs. Green Bay)	41.6 (2013)
Inside the 20:	4 (two times, last: 12/4/16 vs. DEN)	30 (2014)
Long:	78 (10/2/16 vs. Indianapolis)	78 (2016)



2016 GAME-BY-GAME STATISTICS

DATE	OPP	PUNTS	YARDS	GROSS AVG.	FC	NET AVG.	IN 20	LG	BLK	
09/11	vs. Green Bay	2	125	62.5	0	62.5	2	67	0	
09/18	at San Diego	4	179	44.8	0	39.5	2	56	0	
09/25	vs. Baltimore	6	249	41.5	2	38.2	2	49	0	
10/02	vs. Indianapolis	5	269	53.8	1	46.2	1	78	0	
BYE WEEK										
10/16	at Chicago	5	275	55.0	1	52.2	2	60	0	
10/23	vs. Oakland	5	239	47.8	0	39.6	0	56	0	
10/27	at Tennessee	6	275	45.8	1	41.0	1	60	0	
11/06	at Kansas City	4	167	41.8	1	25.3	1	47	0	
11/13	vs. Houston	3	115	38.3	0	12.7	0	48	0	
11/20	at Detroit	6	245	40.8	3	31.7	4	54	0	
11/27	at Buffalo	6	273	45.5	1	31.7	2	61	0	
12/04	vs. Denver	8	369	46.1	3	41.1	4	65	0	
12/11	vs. Minnesota	4	163	40.8	0	38.5	1	54	0	
12/18	at Houston	6	315	52.5	2	46.2	1	67	0	
12/24	vs. Tennessee	3	143	47.7	1	48.3	1	55	0	
01/01	at Indianapolis	4	188	47.0	3	42.0	3	52	0	
2016 totals:		77	3,589	46.6	19	39.5	27	78	0	

Additional statistics: one special teams tackle on 11/6 at K.C.

PLAYER BIOS

2015 GAME-BY-GAME STATISTICS

DATE	OPP	PUNTS	YARDS	GROSS		NET		IN 20	LG	BLK
				AVG.	FC	AVG.	FC			
09/13	at Jacksonville	4	179	44.8	2	37.5	2	56	0	
09/20	vs. Houston	7	377	29.9	0	42.7	0	65	0	
09/27	vs. New Orleans	4	173	43.3	1	22.8	1	55	0	
10/04	at Tampa Bay	4	154	38.5	1	29.8	2	56	0	
BYE WEEK										
10/18	at Seattle	5	243	48.6	1	43.0	1	59	0	
10/25	vs. Philadelphia	4	157	39.3	2	38.8	3	45	0	
11/02	vs. Indianapolis	7	293	41.9	2	39.6	1	61	0	
11/08	vs. Green Bay	6	289	48.2	1	45.2	0	60	0	
11/15	at Tennessee	4	189	47.3	2	47.3	2	63	0	
11/22	vs. Washington	4	207	51.8	1	46.0	1	56	0	
11/26	at Dallas	2	80	40.0	1	36.0	1	58	0	
12/06	at New Orleans	3	114	38.0	1	35.7	1	45	0	
12/13	vs. Atlanta	4	196	49.0	0	46.5	0	65	0	
12/20	at N.Y. Giants	7	318	45.4	3	40.9	1	59	0	
12/27	at Atlanta	3	130	43.3	1	36.7	2	63	0	
01/03	vs. Tampa Bay	2	76	38.0	1	38.0	2	51	0	
2015 totals:		70	3,175	45.4	19	39.8	20	65	0	
01/17	vs. Seattle	5	188	37.6	3	36.0	2	46	0	
01/24	vs. Arizona	3	119	39.7	1	39.0	0	44	0	
02/07	at Denver	7	315	45.0	4	33.4	1	61	0	
Postseason totals:		15	622	41.5	8	35.4	3	61	0	

2014 GAME-BY-GAME STATISTICS

DATE	OPP	PUNTS	YARDS	GROSS		NET		IN 20	LG	BLK
				AVG.	FC	AVG.	FC			
09/07	at Tampa Bay	6	282	47.0	1	37.7	2	54	0	
09/14	vs. Detroit	6	269	44.8	2	36.2	1	57	0	
09/21	vs. Pittsburgh	4	210	52.5	0	43.3	2	65	0	
09/28	at Baltimore	4	194	48.5	2	39.0	0	58	0	
10/05	vs. Chicago	5	241	48.2	1	38.2	2	62	0	
10/12	at Cincinnati	1	38	38.0	0	38.0	0	38	0	
10/29	at Green Bay	7	377	42.7	0	42.7	2	67	0	
10/26	vs. Seattle	2	78	39.0	1	39.0	1	47	0	
10/30	vs. New Orleans	6	253	41.8	4	41.8	3	58	0	
11/10	at Philadelphia	7	333	35.4	2	35.4	1	59	0	
11/16	vs. Atlanta	6	214	35.7	2	35.7	3	42	0	
BYE WEEK										
11/30	at Minnesota	4	146	16.8	0	16.8	1	43	2	
12/07	at New Orleans	4	158	22.5	0	22.5	2	49	0	
12/14	vs. Tampa Bay	3	99	33.0	3	33.0	3	37	0	
12/21	vs. Cleveland	4	199	43.8	2	43.8	1	60	0	
12/28	at Atlanta	3	145	48.3	0	48.8	2	72	0	
2014 totals:		72	3,236	44.9	20	37.5	26	72	2	
01/03	vs. Arizona	4	149	37.3	2	32.3	3	49	0	
01/10	at Seattle	4	157	39.3	3	37.0	1	48	0	
Postseason totals:		8	306	38.2	5	34.6	4	49	0	

2013 GAME-BY-GAME STATISTICS

DATE	OPP	PUNTS	YARDS	GROSS		NET		IN 20	LG	BLK
				AVG.	FC	AVG.	FC			
09/08	vs. Seattle	5	239	47.8	0	38.2	2	57	0	
09/15	at Buffalo	5	257	51.4	2	43.6	3	62	0	
09/22	vs. N.Y. Giants	2	97	48.5	0	38.5	0	49	0	
BYE WEEK										
10/06	at Arizona	4	195	48.8	0	38.8	1	63	0	
10/13	at Minnesota	3	99	33.0	2	33.0	3	34	0	
10/20	vs. St. Louis	3	154	51.3	0	42.7	1	56	0	
10/24	at Tampa Bay	4	216	43.2	1	42.0	3	59	0	
11/03	vs. Atlanta	3	128	42.7	1	37.3	2	57	0	
11/10	at San Francisco	7	320	45.7	0	37.9	2	65	0	
11/18	vs. New England	2	87	43.5	1	37.0	0	50	0	
11/24	at Miami	7	397	56.7	0	46.6	0	72	0	
12/01	vs. Tampa Bay	3	138	46.0	2	46.0	1	55	0	
12/08	at New Orleans	5	227	45.4	1	42.0	1	57	0	
12/15	vs. N.Y. Jets	2	92	46.0	0	46.0	1	52	0	
12/22	vs. New Orleans	8	406	50.8	1	47.0	2	60	0	
12/29	at Atlanta	6	292	48.7	2	39.7	3	64	0	
2013 totals:		70	3,344	47.8	13	41.6	25	72	0	
01/12	vs. San Francisco	2	84	42.0	2	42.0	1	51	0	
Postseason totals:		2	84	42.0	2	42.0	1	51	0	

2012 GAME-BY-GAME STATISTICS

DATE	OPP	PUNTS	YARDS	GROSS		NET		IN 20	LG	BLK
				AVG.	FC	AVG.	FC			
09/09	at Tampa Bay	5	199	39.8	3	33.2	2	47	1	
09/16	vs. New Orleans	5	229	45.8	1	35.8	2	58	0	
09/20	vs. N.Y. Giants	3	125	41.7	1	33.0	1	44	0	
09/30	at Atlanta	6	271	45.2	3	42.3	2	49	0	
10/07	vs. Seattle	7	318	45.4	0	39.9	2	63	0	
BYE WEEK										
10/21	vs. Dallas	6	248	41.3	2	38.5	2	55	0	
10/28	at Chicago	3	77	25.7	0	22.0	0	36	0	
11/04	at Washington	5	161	32.2	0	33.0	3	49	0	
11/11	vs. Denver	9	451	50.1	1	36.2	1	59	0	
11/18	vs. Tampa Bay	6	274	45.7	1	39.8	1	55	0	
11/26	at Philadelphia	5	188	37.6	3	31.2	0	44	0	
12/02	at Kansas City	4	184	46.0	2	39.5	1	51	0	
12/09	vs. Atlanta	2	88	44.0	1	34.0	1	58	0	
12/16	at San Diego	4	158	39.5	2	28.8	1	44	0	
12/23	vs. Oakland	4	195	48.8	0	48.3	1	55	0	
12/30	at New Orleans	2	101	50.5	0	41.0	0	54	0	
2012 totals:		76	3,267	43.0	7	37.0	20	63	1	

PLAYER BIOS

78 JERMEY PARNELL

OFFENSIVE TACKLE

6-6 326 LBS.

MISSISSIPPI

BORN JULY 20, 1986

BLYTHEVILLE, ARKANSAS

ACQ: UNRESTRICTED FREE AGENT (DALLAS) 2015

EXP: 6TH YEAR



Saw action in six games, mainly on special teams

2010 (w/ MIA - 0/0; w/ DAL - 0/0)

Spent the preseason with New Orleans before he was waived on final cuts ... Was claimed off waivers by Miami on Sept. 5 and waived on Sept. 25 ... Signed by New Orleans to practice squad on Sept. 28 before he was signed to Dallas' 53-man roster on Oct. 14 ... Was inactive for all 12 games with the Cowboys

2009 (w/ NO - ps)

Spent the entire regular season on New Orleans' practice squad after signing as a rookie free agent

COLLEGE (at Mississippi, 2006-09)

- Played only one season of collegiate football
- Saw action as a senior for the first time since eighth grade and played in five games as a defensive lineman
- Was a four-year letterman for the Rebels basketball team
- Played in 30 games with seven starts as a senior, averaging 3.7 points and 3.3 rebounds while ranking second on the team with 22 blocked shots
- Majored in art

PERSONAL

- Attended Gosnell High School in Arkansas
- Two-time first-team all-state selection in basketball
- Averaged 21 points, 13 rebounds, five assists and four blocks a game as a senior
- Played summer basketball in China in 2005 and 2006, and also played AAU for the Arkansas Wings

TRANSACTIONS

Originally signed by New Orleans as an undrafted rookie on 5/4/09 ... Waived on 9/4/09 ... Signed by New Orleans to the practice squad on 9/6/09 ... Waived on 9/4/10 ... Claimed off waivers by Miami on 9/5/10 ... Waived on 9/25/10 ... Signed by New Orleans to the practice squad on 9/28/10 ... Signed by Dallas to the 53-man roster on 10/24/10 ... Signed by Jacksonville as an unrestricted free agent on 3/11/15

PRO (Games played/started - 85/38)

- Sixth-year OT spent time with New Orleans, Miami and Dallas before signing with Jacksonville on 3/11/15
- Blocked for NFL's leading rusher RB **DeMarco Murray** in 2014 and did not allow a sack at RT
- Began career as an undrafted free agent with New Orleans in 2009

2016 (w/ JAX - 16/16)

Part of a unit that allowed the team's fewest sacks since 2007 (34)

- **9/11 vs. G.B.:** Started at RT in his 70th career game
- **9/18 at S.D.:** Started at RT
- **9/25 vs. BAL:** Started at RT
- **10/2 vs. IND:** Started at RT and played in all 72 offensive snaps, helping the team rush for 136 yards
- **10/16 at CHI:** Started at RT
- **10/23 vs. OAK:** Started at RT
- **10/27 at TEN:** Started at RT
- **11/6 at K.C.:** Started at RT, helping the team rush for a season-high 205 yards
- **11/13 vs. HOU:** Started at RT
- **11/20 at DET:** Started at RT and was part of an offensive line that did not allow a sack
- **11/27 at BUF:** Started at RT and helped the team rush for 183 yards
- **12/4 vs. DEN:** Started at RT and helped the team rush for 154 yards
- **12/11 vs. MIN:** Started at RT
- **12/18 at HOU:** Started at RT
- **12/24 vs. TEN:** Started at RT
- **1/1 at IND:** Started at RT, helping the team rush for 182 yards

2015 (w/ JAX - 15/15)

Played in 15 games with a career-high 15 starts at RT

- **9/13 vs. CAR:** Made his Jaguars debut at RT in team's season opener
- **9/20 vs. MIA:** Started at RT, helped the Jaguars rush for 123 yards and did not allow a sack
- **10/4 at IND:** Started at RT, helping RB **T.J. Yeldon** rush for 100+ yards
- **10/25 vs. BUF:** Started at RT, helping RB T.J. Yeldon rush for a season-high 115 yards
- **12/13 vs. IND:** Started at RT, helping the Jaguars rush for a season-high 154 yards

2014 (w/ DAL - 16/5)

Appeared in all 16 games with a career-high five starts at RT ... Also saw time on special teams and as extra OL in jumbo packages ... Had only one penalty for five yards ... Did not allow a sack ... Part of OL that ranked ninth in the NFL with 30 sacks allowed ... Blocked for Pro Bowl QB **Tony Romo** who led NFL in passer rating (113.2), completion percentage (69.9) and yards-per-attempt (8.52) ... Part of OL that blocked for NFL rushing leader RB **DeMarco Murray** who set franchise record with 1,845 rushing yards and NFL-high 2,261 yard from scrimmage ... Cowboys finished season ranked second in rushing yards per game (147.1)

- **10/19 vs. NYG:** Made first start of the season in place of OL **Doug Free** and blocked for DeMarco Murray's seventh consecutive 100-yard game, the first player in NFL history with seven straight 100-yard games to open a season
- **1/4 vs. DET:** Made postseason debut with a start at RT

2013 (w/ DAL - 16/1)

Played in all 16 games for the second consecutive season and made one start ... Saw most of his action in jumbo packages and on special teams

2012 (w/ DAL - 16/1)

Saw action in all 16 games for the first time in his career ... Rotated series at RT with Doug Free for the last two months of the season

- **11/22 vs. WAS:** Made first career start


2011 (w/ DAL - 6/0)

PLAYER BIOS

53

SEAN PORTER

LINEBACKER
6-1 235 LBS.
TEXAS A&M
BORN JANUARY 12, 1991
SCHERTZ, TEXAS
ACQ: FREE AGENT 2015
EXP: 3RD YEAR



TRANSACTIONS

Originally drafted by Cincinnati in the fourth round (118th overall) of the 2013 Draft ... Waived on 11/30/15 ... Signed by Jacksonville to the practice squad on 12/7/15 ... Waived on 9/2/16 ... Signed by Jacksonville to the practice squad on 9/4/16 ... Promoted to the 53-man active roster on 12/6/16

PRO (Games played/started - 3/0)

After suffering shoulder injury in training camp, was placed on reserve/injured list for the remainder of rookie season ... In 2014, appeared in one game before suffering a season-ending knee surgery and reappeared on the reserve/injured list ... Began 2015 season on team's Physically Unable to Perform list

2016 (w/ JAX - 2/0)

Spent the first 13 weeks on the team's practice squad before promotion to the 53-man active roster prior to Week 14 vs. Minnesota

- **12/11 vs. MIN:** Saw action on special teams
- **12/18 at HOU:** Saw action on special teams
- **12/24 vs. TEN:** Inactive (hamstring)
- **1/1 at IND:** Inactive (hamstring)

2015 (w/ CIN - PUP; w/ JAX - ps)

Began season on Cincinnati's PUP list before being waived on 11/30

2014 (w/ CIN - 1/0)

Played in two preseason games, and had one INT and one tackle ... Inactive for Weeks 1-3 due to hamstring injury suffered in preseason finale

- **10/5 at N.E.:** Made NFL debut, but suffered season-ending knee injury on opening kickoff
- **10/7:** Placed on Reserve/Injured list

2013 (w/ CIN - IR)

Had his rookie 2013 season derailed by a training camp injury ... Placed on Reserve/Injured list on 8/27

COLLEGE (at Texas A&M)

- Played four seasons at Texas A&M, seeing action 52 games, with 41 starts
- Team captain
- Posted 261 tackles with 14.5 sacks and 34.5 tackles for loss
- Played in senior bowl
- Majored in recreation, parks and tourism sciences

PERSONAL

- Attended Clemens (Texas) High School, where he was a two-time first-team all-district selection in Class 4
- Enjoys basketball, golf and chess
- Twitter handle is @onlyoneSP

PLAYER BIOS

51

PAUL POSLUSZNY



LINEBACKER

6-2 232 LBS.


PENN STATE

BORN OCTOBER 10, 1984

ALTIQUIPPA, PENNSYLVANIA

ACQ: UNRESTRICTED FREE AGENT (BUFFALO) 2011

EXP: 10TH YEAR



TRANSACTIONS

Originally drafted by Buffalo in the second round (34th overall) of the 2007 draft ... Signed by Jacksonville as an unrestricted free agent on 7/29/11

PRO (Games played/started - 129/129)

- Tenth-year LB is in his sixth season with the Jaguars
- Has registered 918 tackles as a Jaguar, the second-most in franchise history
- Voted to Pro Bowl in 2013
- Owns two of the four highest tackle totals in Jaguars history as he compiled 192 tackles in 2011, the fourth-most for a season
- Has registered five-plus tackles in 31 consecutive games (dating back to Week 7 in 2014), the NFL's second-longest active streak, during which he has totaled 278 tackles (9.0 tackles per game)

2016 (w/ JAX - 16/16)

- **9/11 vs. G.B.:** Made five tackles (four solo) at MLB in the team's season opener
- **9/18 at S.D.:** Started at MLB and tallied a team-high 11 tackles (six solo)
- **9/25 vs. BAL:** Posted a team-high 12 tackles (10 solo) and his 15th career INT
- **10/2 vs. IND:** Started at MLB and recorded seven tackles (five solo) and a tackle for a loss ... Posted his second career multi-sack game (1.5 sacks)
- **10/16 at CHI:** Led the team with 11 tackles (10 solo), including one tackle for loss
- **10/23 vs. OAK:** Finished second on the team with eight tackles (seven solo), including one tackle for loss
- **10/27 at TEN:** Finished third on the team with 10 tackles (six solo)
- **11/6 at K.C.:** Led the team with 10 tackles (six solo) and registered one QB hit
- **11/13 vs. HOU:** Started at MLB and tallied five tackles (four solo)
- **11/20 at DET:** Started at MLB and made six tackles (five solo), including one tackle for loss
- **11/27 at BUF:** Started at MLB and tallied six tackles (five solo), including two tackles for loss
- **12/4 vs. DEN:** Started at MLB and made six solo tackles
- **12/11 vs. MIN:** Started at MLB and made 10 tackles (eight solo), including one tackle for loss
- **12/18 at HOU:** Started at MLB and recorded 11 tackles (five solo) ... With his seventh tackle of the game, Posluszny became the second Jaguar in team history to record 900 tackles, joining Daryl Smith (1,089) as the only two players to record at least 900 tackles in a Jaguars uniform
- **12/24 vs. TEN:** Started at MLB and recorded a team-high nine tackles (seven solo) and one pass defended
- **1/1 at IND:** Started at MLB and recorded five tackles (two solo), a tackle for a loss and one pass defended

2015 (w/ JAX - 14/14)

Started and played in 14 games, missing two games because of ankle and hand injuries ... Led the team with 133 tackles (103 solo), the seventh time in the last eight seasons that he's tallied 100+ tackles ... Tied for the team lead (LB **Telvin Smith**) with 13 tackles for loss, the most by a Jaguars LB since LB **Kevin Hardy's** 13 tackles for loss in 1999 ... Tied a career-high with three INTs

- **9/13 vs. CAR:** In his 100th game and start, made nine tackles (eight solo) and recorded a 19-yard interception return in the second quarter
- **9/20 vs. MIA:** Made seven solo tackles and registered one QB hurry
- **9/27 at N.E.:** Made a game-high 18 tackles (14 solo)
- **10/18 vs. HOU:** Made 10 tackles (nine solo), including two tackles for loss
- **10/25 vs. BUF:** Made seven tackles (six solo), including one tackle for loss ... Added his 13th career interception
- **11/8 at NYJ:** Made seven tackles (three solo), including one tackle for loss
- **11/15 at BAL:** Was second on the team with 10 tackles (six solo) and recorded one pass defended
- **11/29 vs. S.D.:** Led the team with 11 tackles (11 solo), including a season-high three tackles for loss
- **12/6 at TEN:** Led the team with 13 tackles (10 solo), including two tackles for loss ... Exited the game in the fourth quarter with a hand injury
- **12/20 vs. ATL:** Tallied a team-high 10 tackles (nine solo), including two tackles for loss, one interception and one pass defended
- **12/27 at N.O.:** Posted nine tackles (seven solo), and 1.0 sack and one pass defended
- **1/3 at HOU:** Started at MLB and made 10 tackles (four solo)

2014 (w/ JAX - 7/7)

Started the first seven games at MLB before suffering a season-ending torn pectoral muscle on Oct. 19 vs. Cleveland ... Ranked fifth on the club with 69 tackles (47 solo),

two sacks, one pass defended, two tackles for loss, three QB hits and one fumble recovery

- **9/7 at PHI:** Started at MLB in season-opener and paced team with 12 tackles (11 solo) ... Left the game in the third quarter with a knee injury but returned to the game
- **9/14 at WAS:** Ranked second on the team with seven tackles (four solo)
- **9/21 at IND:** Led team with 11 tackles (seven solo)
- **9/28 at S.D.:** Registered a game-high 11 tackles (9 solo)
- **10/5 vs. PIT:** Totaled a team-high 12 tackles (nine solo) along with one sack, one tackle for loss, one QB hit and a pass defended
- **10/19 vs. CLE:** Registered a game-high 12 tackles (five solo) along with one sack, one tackle for loss, one QB hit and one fumble recovery ... Suffered a torn pectoral muscle in the second half
- **10/21:** Placed on injured reserve

2013 (w/ JAX - 15/15)

Replaced injured LB **NaVarro Bowman** on the Pro Bowl roster ... Started 15 games at LB and led the Jaguars for the third consecutive season with 161 tackles (121 solo) and tied for team lead with two INTs ... The 161 tackles ranked second in the NFL ... Added a career-high 3.0 sacks and 10 passes defended along with six tackles for loss, two forced fumbles, one fumble recovery and seven QB pressures ... Played 1,038 snaps, the second-most on the team

- **9/15 at OAK:** Posted nine tackles, one sack, one QB hit and one pass defended ... Sacked QB **Terrelle Pryor** in the fourth quarter
- **9/22 at SEA:** Registered a game-high 12 tackles (five solo) along with an INT, one tackle for loss and one pass defended ... Intercepted QB **Russell Wilson** in the third quarter to set up a Jaguars TD
- **10/13 at DEN:** Intercepted QB **Peyton Manning** with 36 seconds remaining in the first half and returned it 59 yards for his first career TD ... Marked the fourth-longest return in team history and longest by a LB
- **10/20 vs. S.D.:** Totaled a season-high 14 tackles (13 solo)
- **10/27 vs. S.F.:** Made a team-high 12 tackles (10 solo)
- **11/10 at TEN:** Forced a fumble of RB **Chris Johnson** on the first play from scrimmage and recovered it to set up a Jaguars TD
- **11/17 vs. ARI:** Inactive (concussion), marking first missed game as a Jaguar
- **11/24 at HOU:** Returned to the lineup and posted a game-high 14 tackles (11 solo) along with two tackles for loss, one QB hit and one pass defended
- **12/1 at CLE:** Paced team with 11 tackles (seven solo), two tackles for loss, a half sack, one QB hit and one pass defended. Split a sack with DE **Jason Babin** in the third quarter
- **12/5 vs. HOU:** Posted double-digit tackles for the third straight game, finishing with a team-high 13 stops (10 solo) along with one tackle for loss and one QB hit
- **12/15 vs. BUF:** Led team with 13 tackles (nine solo) including a sack of QB **E.J. Manuel** in the first quarter ... Set single-season career-high for sacks (2.5)
- **12/22 vs. TEN:** Tallied a game-high 13 tackles (10 solo), his fifth straight game with double-digit tackles ... Split a sack of QB **Ryan Fitzpatrick** with DT **Abry Jones** in the first quarter

2012 (w/ JAX - 16/16)

Started all 16 games for the second consecutive season and third time overall ... Led team with a single-season franchise record 231 tackles, surpassing the previous mark of 230 set by LB **Hardy Nickerson** in 2001 ... Matched his career-high two sacks and three INTs ... Added two forced fumbles and four passes defended ... Had double-digit tackles in 15 of 16 games

- **9/9 at MIN:** Registered 16 tackles (10 solo) with one tackle for loss
- **9/16 vs. HOU:** Logged 17 tackles (10 solo) with one tackle for loss
- **9/23 at IND:** Intercepted a QB **Andrew Luck** pass in the third quarter and re turned it 13 yards before a lateral to S **Dawan Landry** added nine yards
- **11/4 vs. DET:** Led team with 17 tackles (12 solo)
- **11/18 at HOU:** Forced an RB **Arian Foster** fumble in the third quarter, intercepted QB **Matt Schaub** in the fourth quarter and finished with a team-high 18 tackles
- **11/25 vs. TEN:** Caused a RB **Chris Johnson** fumble in the fourth quarter
- **12/2 at BUF:** Intercepted QB **Ryan Fitzpatrick** in the second quarter and made a team-high 13 tackles (five solo) with two QB pressures
- **12/9 vs. NYJ:** Totaled a team-high 17 tackles (10 solo)
- **12/16 at MIA:** Registered a career-high 21 tackles (15 solo), tied for the fifth-most in franchise history
- **12/23 vs. N.E.:** Had 11 tackles (eight solo) with two QB pressures
- **12/30 at TEN:** Totaled 13 tackles (nine solo) with a career-high two sacks, two tackles for loss and one pass defended

2011 (w/ JAX - 16/16)

Started all 16 games at MLB in his first season with the Jaguars ... Led club with 192 tackles (132 solo) and ranked second with nine tackles for loss ... The 192 tackles ranked as second-most in franchise history and marked his fourth straight season with 100-plus tackles ... Tied for the team-lead with two INTs ... Added seven QB pressures, one forced fumble, two passes defended and two sacks ... Played major role on defense that ranked sixth in the NFL (313.0-yard average), the highest ranking for the club since 2006 (2nd) ... Recorded double-digit tackles in 11 of 16 games

- **9/11 vs. TEN:** Did not miss a snap and had four tackles and one pass defended in his Jaguars debut
- **9/18 at NYJ:** Led team with 14 tackles
- **10/2 vs. N.O.:** Posted a team-high 16 tackles (13 solo) along with one sack, one tackle for loss and one pass defended
- **10/9 vs. CIN:** Tallied a team-high 15 tackles while not missing a snap

PLAYER BIOS

- **10/16 at PIT:** Returned to home state and registered a career-high 19 tackles and one tackle for loss
- **10/30 at HOU:** Paced team with 15 tackles (eight solo), one tackle for loss and one QB pressure
- **11/13 at IND:** Intercepted QB **Curtis Painter** in the fourth quarter and split a sack with DL **John Chick** of Painter in the second quarter ... Totaled 11 tackles (eight solo) and one tackle for loss
- **11/20 at CLE:** Split a sack with DL **Matt Roth** in the third quarter and led team with 13 tackles (six solo)
- **11/27 vs. HOU:** Forced a fumble by RB **Arian Foster** in the first quarter that was scooped up by CB **Ashton Youboty** and returned 38 yards for a TD
- **12/11 vs. T.B.:** Intercepted QB **Josh Freeman** in the third quarter and paced team with 12 tackles
- **1/1 vs. IND:** Compiled six tackles before leaving game with a shoulder injury

2010 (w/ BUF - 14/14)

Started 13 games at MLB ... Led team with career-high 140 tackles (95 solo) along with a career-high two sacks, five QB pressures and three passes defended ... Had eight double-digit tackle games

- **9/12 vs. MIA:** Opened season with eight tackles, one tackle for loss and second career sack
- **10/10 vs. JAX:** Led team with 13 tackles
- **10/31 at K.C.:** Registered a career-high 18 tackles along with one QB hit and one pass defended
- **12/5 at MIN:** Paced team with 15 tackles including two tackles for loss and a sack

2009 (w/ BUF - 12/12)

Started 12 games at MLB ... Voted team captain ... Totaled 115 tackles (92 solo), one sack, three INTs, four passes defended and three forced fumbles ... Tied for second among NFL LBs with three INTs and was first Bills LB with three INTs in a season since 2006

- **10/18 at NYJ:** Returned from injury and recorded nine tackles, one tackle for loss, one QB hit and an INT ... Intercepted QB **Mark Sanchez** in overtime which led to the game-winning FG
- **11/1 vs. HOU:** Forced a fumble and accumulated nine tackles
- **12/3 vs. NYJ:** Recorded first career sack which included a forced fumble
- **12/20 vs. N.E.:** Tied for a team-high with nine tackles on and had an INT in the first quarter ... Became first Bills LB to post INTs in consecutive games since LB **Bryce Paup** in 1995

2008 (w/ BUF - 16/16)

Started all 16 games ... Led team with 129 tackles (90 solo) ... Added four QB pressures, one INT, seven passes defended, one forced fumble and one fumble recovery

- **9/7 vs. SEA:** Opened season with seven tackles
- **9/14 vs. OAK:** Recovered first career fumble
- **9/28 at STL:** Led the team in tackles with 12
- **10/26 at MIA:** Recorded first career forced fumble
- **12/14 at NYJ:** Registered first career INT

2007 (w/ BUF - 3/3)

Started three games as a rookie before suffering a season-ending forearm injury in week three ... Became first Bills rookie MLB to start the season-opener since Shane Conlan in 1987

- **9/9 vs. DEN:** Started first career game and tied for team lead with 11 tackles
- **9/16 at PIT:** Led team in tackles with 12
- **9/23 at N.E.:** Totaled three tackles before leaving game with an arm injury

COLLEGE (at Penn State, 2003-06)

- Finished career with a school-record 372 tackles
- Started 37 of 44 games
- First player ever to record 100-plus tackles three times in a college career
- Two-time winner of the Bednarik Award for best defensive player in the nation, joining Pat Fitzgerald of Northwestern as the only players to win the award twice
- Won Dick Butkus Award for nation's top LB as a junior
- Selected as first-team All-America by the Associated Press, Walter Camp, and the NFL Draft Report
- Graduated in three and a half years with a degree in finance

PERSONAL

- Married (Elizabeth Johnson) with one daughter, London Noelle
- Attended Hopewell High (Pa.) where he lettered in football, basketball and baseball
- Led team to WPIAL and Pennsylvania Class AAA championships as a senior
- Served as team captain
- Totaled 88 tackles and six sacks at LB and set school records with 1,575 rushing yards and 15 TDs as RB
- Named Pittsburgh Post-Gazette, Pittsburgh Tribune-Review and Pittsburgh Athletic Association Player of the Year as senior
- Graduated 17th in his class of 220 with a 3.8 GPA
- Went on a 10-day trip to Iraq to visit military troops in January 2008
- Brother, Stan, played baseball at West Virginia
- Younger brother, David, played football at Notre Dame
- Interned at UBS Financial Services in Pittsburgh during 2010 offseason
- Full name: Paul Michael Posluszny, pronounced puz-LUZ-nee.

REGULAR SEASON CAREER STATISTICS

YEAR	TEAM	GP/GS	TKL	SOLO	ASST	ST	SACKS	FF	FR	PD
2007	BUF	3/3	26	20	6	1	0.0	0	0	0
2008	BUF	16/16	129	90	39	0	0.0	1	1	7
2009	BUF	12/12	110	87	23	0	1.0	3	0	4
2010	BUF	14/14	151	103	48	0	2.0	0	0	3
2011	JAX	16/16	192*	132*	*60	0	2.0	1	0	2
2012	JAX	16/16	231*	152*	79	0	2.0	2	0	4
2013	JAX	15/15	161*	121*	40	0	3.0	1	1	9
2014	JAX	7/7	69	47	22	0	2.0	0	1	1
2015	JAX	14/14	133*	103*	30	0	1.0	0	0	6
2016	JAX	16/16	133*	97	36	0	1.5	0	0	3
NFL totals:	10 yrs.	129/129	1,335	952	383	1	14.5	8	3	39

* team leader

INTERCEPTIONS

YEAR	TEAM	NO	YDS	AVG	LG	TD
2007	BUF	0	0	0.0	0	0
2008	BUF	1	9	9.0	9	0
2009	BUF	3	20	6.7	17	0
2010	BUF	0	0	0.0	0	0
2011	JAX	2	2	1.0	2	0
2012	JAX	3	20	6.7	13	0
2013	JAX	2	69	34.5	59t	1
2014	JAX	0	0	0.0	0	0
2015	JAX	3	25	8.3	19	0
2016	JAX	1	0	0.0	0	0
NFL totals:	10 yrs	15	145	11.6	59t	1

CAREER HIGHS

	GAME	SEASON
Tackles:	21 (12/16/12 vs. MIA)	231 (2012)
Sacks:	2.0 (12/30/12 at TEN)	3.0 (2013)
Forced fumbles:	1 (eight times, last: 11/10/13 at TEN)	3 (2009)
Fumble recoveries:	1 (three times, last: 10/19/14 vs. CLE)	1 (2008, 2013-14)
Passes defended:	3 (10/6/13 at STL)	9 (2013)
Interceptions:	1 (15 times, last: 9/25/16 vs. BAL)	3 (2009, 12, 15)

2016 GAME-BY-GAME STATISTICS

DATE	OPP	TKL	SOLO	ASST	TFL	SACKS	ST	FF	FR	INT	PD
09/11	vs. Green Bay	5	4	1	0	0.0	0	0	0	0	0
09/18	at San Diego	11	6	5	0	0.0	0	0	0	0	0
09/25	vs. Baltimore	12	10	2	0	0.0	0	0	0	1	1
10/02	vs. Indianapolis	7	5	2	1	1.5	0	0	0	0	0
	BYE WEEK										
10/16	at Chicago	11	10	1	1	0.0	0	0	0	0	0
10/23	vs. Oakland	8	7	1	1	0.0	0	0	0	0	0
10/27	at Tennessee	10	6	4	0	0.0	0	0	0	0	0
11/06	at Kansas City	10	6	4	0	0.0	0	0	0	0	0
11/13	vs. Houston	5	4	1	0	0.0	0	0	0	0	0
11/20	at Detroit	6	5	1	1	0.0	0	0	0	0	0
11/27	at Buffalo	6	5	1	2	0.0	0	0	0	0	0
12/04	vs. Denver	6	6	0	0	0.0	0	0	0	0	0
12/11	vs. Minnesota	10	8	2	1	0.0	0	0	0	0	0
12/18	at Houston	11	5	6	0	0.0	0	0	0	0	0
12/24	vs. Tennessee	9	7	2	0	0.0	0	0	0	0	1
01/01	at Indianapolis	6	3	3	1	0.0	0	0	0	0	1
2016 totals:	Indianapolis	133	97	36	8	1.5	0	0	0	1	3

2015 GAME-BY-GAME STATISTICS

DATE	OPP	TKL	SOLO	ASST	TFL	SACKS	ST	FF	FR	INT	PD
09/13	vs. Carolina	9	8	1	0	0.0	0	0	0	1	2
09/20	vs. Miami	7	7	0	0	0.0	0	0	0	0	0
09/27	at New England	18	14	4	0	0.0	0	0	0	0	0
10/04	at Indianapolis	5	4	1	1	0.0	0	0	0	0	0
10/11	at Tampa Bay					ina					
10/18	vs. Houston	10	9	1	2	0.0	0	0	0	0	0
10/25	vs. Buffalo	7	6	1	1	0.0	0	0	0	1	1
	BYE WEEK										
11/08	at N.Y. Jets	7	3	4	1	0.0	0	0	0	0	0
11/15	at Baltimore	10	6	4	0	0.0	0	0	0	0	1
11/19	vs. Tennessee	7	7	0	0	0.0	0	0	0	0	0
11/29	vs. San Diego	11	11	0	3	0.0	0	0	0	0	0
12/06	at Tennessee	13	10	3	2	0.0	0	0	0	0	0
12/13	vs. Indianapolis					ina					
12/20	vs. Atlanta	10	9	1	2	0.0	0	0	0	1	1
12/27	at New Orleans	9	5	4	1	1.0	0	0	0	0	1
01/03	at Houston	10	4	6	0	0.0	0	0	0	0	0
2015 totals:		133	103	30	13	1.0	0	0	0	3	6

PLAYER BIOS



2007 GAME-BY-GAME STATISTICS

DATE	OPP	TKL	SOLO	ASST	TFL	SACKS	ST	FF	FR	INT	PD
09/09	vs. Denver	11	9	2	0	0.0	0	0	0	0	0
09/16	at Pittsburgh	12	8	4	0	0.0	0	0	0	0	0
09/23	at New England	3	3	0	0	0.0	0	0	0	0	0
09/30	vs. N.Y. Jets					IR					
10/08	vs. Dallas					IR					
	BYE WEEK										
10/21	vs. Baltimore					IR					
10/28	at N.Y. Jets					IR					
11/04	vs. Cincinnati					IR					
11/11	at Miami					IR					
11/18	vs. New England					IR					
11/25	at Jacksonville					IR					
12/02	at Washington					IR					
12/09	vs. Miami					IR					
12/16	at Cleveland					IR					
12/23	vs. N.Y. Giants					IR					
12/30	at Philadelphia					IR					
2007 totals:		26	20	6	0	0.0	0	0	0	0	0

PLAYER BIOS

52 HAYES PULLARD III

LINEBACKER
6-0 235 LBS
SOUTHERN CALIFORNIA
BORN APRIL 18, 1992
LOS ANGELES, CALIFORNIA
ACQ: PRACTICE SQUAD (CLEVELAND) 2015
EXP: 2ND YEAR



TRANSACTIONS

Originally drafted by Cleveland in the seventh round (219th overall) of the 2015 Draft ... Waived on 9/5/15 ... Signed by Cleveland to the practice squad on 9/6/15 ... Signed from practice squad to Jacksonville's active roster on 10/28/15

PRO (Games played/started - 24/2)

• Second-year LB spent the first part of his rookie season on Cleveland's practiced squad before signing with Jacksonville in 2015

2016 (w/ JAX - 16/0)

- **9/11 vs. G.B.:** Saw action on special teams in team's season opener
- **9/18 at S.D.:** Saw action at LB, making two stops (one solo), and on special teams
- **9/25 vs. BAL:** Saw action on special teams
- **10/2 vs. IND:** Saw action on special teams
- **10/16 at CHI:** Saw action on special teams and posted one special teams tackle
- **10/23 vs. OAK:** Saw action on special teams and on defense
- **10/27 at TEN:** Played three snaps at LB and assisted on one special teams tackle
- **11/6 at K.C.:** Saw action on special teams
- **11/13 vs. HOU:** Saw two snaps at LB and action on special teams
- **11/20 at DET:** Saw action primarily on special teams
- **11/27 at BUF:** Saw action on special teams
- **12/4 vs. DEN:** Saw action on special teams
- **12/11 vs. MIN:** Saw action at LB, making three tackles (two solo)
- **12/18 at HOU:** Saw action at LB in the goal-line package and on special teams
- **12/24 vs. TEN:** Saw action on special teams
- **1/1 at IND:** Saw action on special teams

2015 (w/ CLE - ps; w/ JAX - 8/2)

Spent the first seven weeks of the 2015 season on Cleveland's practice squad ... Played eight games with two starts at WLB and totaled 19 tackles (13 solo), including one tackle for loss ... Added five special teams tackles

- **11/15 at BAL:** Made his Jaguars debut on special teams
- **11/29 vs. S.D.:** Saw action on special teams, recording the Jaguars' first blocked punt since 9/8/13 and a special teams tackle
- **12/20 vs. ATL:** Saw action at LB, making two tackles (two solo), and made one special teams tackle
- **12/27 at N.O.:** Recorded his first career start in place of injured LB Telvin Smith ... Tied for the team lead with nine tackles (seven solo), including one tackle for loss
- **1/3 at HOU:** Started at WLB and made eight tackles (four solo)

COLLEGE (at Southern California, 2010-14)

- Started all but one of his 52 career games played at USC
- Totaled 377 career tackles, 17 passes defended, six sacks, three forced fumbles and three interceptions
- Earned All-Pac-12 honors all four years
- Team captain as a junior
- Led the team in total tackles for three seasons, becoming the first player to do so since 1979
- As a senior in 2014, was a semifinalist for the Butkus Award, given to the top linebacker in the nation
- Recipient of USC's Trojan Commitment Award
- Graduated from USC with a degree in policy, planning and development

PERSONAL

- Attended Crenshaw High School in Los Angeles
- Totaled 66 tackles, two sacks, one interception, one pass defended, one forced fumble and one fumble recovery
- Carried 63 times for 507 yards and nine TDs at running back
- Also played basketball and ran track
- Given name is Hayes Joseph Pullard III
- Native of Los Angeles
- Father, Hayes Jr., played for the Los Angeles Lakers
- Uncle, Robert, competed as a pole vaulter in the 1976 Olympics

REGULAR SEASON CAREER STATISTICS

YEAR	TEAM	GP/PS	TKL	SOLO	ASST	TFL	SACKS	ST	FF	FR	INT	PD
2015	JAX	8/2	19	13	6	1	0.0	5	0	0	0	0
2016	JAX	16/0	5	3	2	0	0.0	3	0	0	0	0
Career totals:		24/2	24	16	8	1	0.0	8	0	0	0	0

Additional statistics: One blocked punt (11/29/15 vs. S.D.)

2016 GAME-BY-GAME STATISTICS

DATE	OPP	TKL	SOLO	ASST	TFL	SACKS	ST	FF	FR	INT	PD
09/11	vs. Green Bay	0	0	0	0	0.0	0	0	0	0	0
09/18	at San Diego	2	1	1	0	0.0	0	0	0	0	0
09/25	vs. Baltimore	0	0	0	0	0.0	0	0	0	0	0
10/02	vs. Indianapolis	0	0	0	0	0.0	1	0	0	0	0
BYE WEEK											
10/16	at Chicago	0	0	0	0	0.0	1	0	0	0	0
10/23	vs. Oakland	0	0	0	0	0.0	0	0	0	0	0
10/27	at Tennessee	0	0	0	0	0.0	1	0	0	0	0
11/06	at Kansas City	0	0	0	0	0.0	0	0	0	0	0
11/13	vs. Houston	0	0	0	0	0.0	0	0	0	0	0
11/20	at Detroit	0	0	0	0	0.0	0	0	0	0	0
11/27	at Buffalo	0	0	0	0	0.0	0	0	0	0	0
12/04	vs. Denver	0	0	0	0	0.0	0	0	0	0	0
12/11	vs. Minnesota	3	2	1	0	0.0	0	0	0	0	0
12/18	at Houston	0	0	0	0	0.0	0	0	0	0	0
12/24	vs. Tennessee	0	0	0	0	0.0	0	0	0	0	0
01/01	at Indianapolis	0	0	0	0	0.0	0	0	0	0	0
2016 totals:		5	3	2	0	0.0	3	0	0	0	0

Additional statistics: Four special teams tackles in 2016

2015 GAME-BY-GAME STATISTICS

DATE	OPP	TKL	SOLO	ASST	TFL	SACKS	ST	FF	FR	INT	PD
BYE WEEK											
11/08	at N.Y. Jets					ina					
11/15	at Baltimore	0	0	0	0	0.0	0	0	0	0	0
11/19	vs. Tennessee	0	0	0	0	0.0	2	0	0	0	0
11/29	vs. San Diego	0	0	0	0	0.0	1	0	0	0	0
12/06	at Tennessee	0	0	0	0	0.0	0	0	0	0	0
12/13	vs. Indianapolis	0	0	0	0	0.0	1	0	0	0	0
12/20	vs. Atlanta	2	2	0	0	0.0	1	0	0	0	0
12/27	at New Orleans	9	7	2	1	0.0	0	0	0	0	0
01/03	at Houston	8	4	4	0	0.0	0	0	0	0	0
2015 totals:		19	13	6	1	0.0	5	0	0	0	0

Additional statistics: One blocked punt (11/29/15 vs. S.D.)

PLAYER BIOS

20

JALEN RAMSEY



CORNERBACK

6-2 208 LBS.

FLORIDA STATE

BORN OCTOBER 24, 1994

SMYRNA, TENNESSEE

ACQ: 1ST ROUND OF 2016 DRAFT (5TH)

EXP: ROOKIE

TRANSACTIONS

- Originally drafted by Jacksonville in the first round (fifth overall) of the 2016 draft

PRO (Games played/started - 16/16)

Made NFL and Jaguars debut in Week 1 of the 2016 season

2016 (w/ JAX - 16/16)

Led all NFL rookies with 14 passes defended ... One of four rookies to return an INT for a TD in the NFL this season ... Named AFC Defensive Player of the Week for Week 16 after registering four solo tackles, four passes defended and a INT-TD against Tennessee ... Joined K.C.'s **Marcus Peters** as the only rookie CBs over the last eight seasons to tally 50-plus tackles, at least one pick-six and one forced fumble during their rookie year

- **9/11 vs. G.B.:** Started at CB and made three tackles (two solo) in NFL debut
- **9/18 at S.D.:** Started at CB and made six solo tackles and one tackle for loss
- **9/25 vs. BAL:** Started at RCB and made five tackles (four solo)
- **10/2 vs. IND:** Started at RCB and registered four solo tackles
- **10/16 at CHI:** Started at RCB and posted two solo tackles and the game-clinching pass defended on fourth down with 1:03 remaining in the fourth quarter ... Limited Bears WR **Alshon Jeffrey** to one catch for three yards on six targets in the second half
- **10/23 vs. OAK:** Started at RCB and registered two solo tackles
- **10/27 at TEN:** Started at RCB and recorded eight tackles (four solo)
- **11/6 at K.C.:** Started at RCB and recorded two tackles (one solo)
- **11/13 vs. HOU:** Started at RCB and led the team with six solo tackles
- **11/20 at DET:** Started at RCB and posted six tackles (five solo)
- **11/27 at BUF:** Started at RCB and made three solo tackles, including one tackle for loss
- **12/4 vs. DEN:** Started at RCB and made four tackles (three solo) and a career-high two passes defended
- **12/11 vs. MIN:** Started at RCB and made two tackles (one solo) and one pass defended
- **12/18 at HOU:** Started at RCB and recorded four solo tackles, one interception, which he returned 35 yards, five passes defended and one forced fumble ... Ramsey's five passes defended are the second-most in the NFL in 2016 and most by a rookie since 2013 when Dee Milliner (NYJ) also registered five.
- **12/24 vs. TEN:** Started at RCB and recorded four solo tackles and four passes defended ... Also returned an interception of Titans QB **Matt Cassel** 30 yards for a TD as he became the first rookie in franchise history to record a pick-six ... Also became the first rookie in Jaguars history to record INTs in back-to-back games
- **1/1 at IND:** Started at RCB and recorded four solo tackles and one pass defended

COLLEGE (at Florida State, 2013-15)

- Started all 41 games in three years at Florida State
- Finished career with 180 tackles (119 solo), 15.5 tackles for loss, 5.0 sacks, three forced fumbles, two fumble recoveries, 23 passes defended and three INTs
- Decided to forgo his final year of eligibility in 2016 and declare for the NFL Draft
- Became Florida State's 36th consensus All-American
- All-ACC First Team, AFCA First Team All-America, Walter Camp First Team All-America, ESPN.com First Team All-America as a senior
- Started all 14 games for the Seminoles' third-ranked defense (281.4) and the nation's top pass defense (156.6) as a CB and FS in 2013

PERSONAL

- Attended Brentwood Academy (Tenn.), where he was rated a five-star prospect by both Rivals.com and Scout.com and a four-star according to ESPN and 247Sports
- U.S. Army All-America selection
- Twitter handle is @jalenramsey

REGULAR SEASON CAREER STATISTICS

YEAR	TEAM	GP/PS	TKL	SOLO	ASST	TFL	SACKS	ST	FF	FR	INT	PD
2016	JAX	16/16	65	55	10	2	0.0	0	1	0	2	14
Career totals:		16/16	65	55	10	2	0.0	0	1	0	2	14

2016 GAME-BY-GAME STATISTICS

DATE	OPP	TKL	SOLO	ASST	TFL	SACKS	ST	FF	FR	INT	PD
09/11	vs. Green Bay	3	2	1	0	0.0	0	0	0	0	0
09/18	at San Diego	6	6	0	1	0.0	0	0	0	0	0
09/25	vs. Baltimore	5	4	1	0	0.0	0	0	0	0	0
10/02	vs. Indianapolis	4	4	0	0	0.0	0	0	0	0	0
BYE WEEK											
10/16	at Chicago	2	2	0	0	0.0	0	0	0	0	1
10/23	vs. Oakland	2	2	0	0	0.0	0	0	0	0	0
10/27	at Tennessee	8	4	4	0	0.0	0	0	0	0	0
11/06	at Kansas City	2	1	1	0	0.0	0	0	0	0	0
11/13	vs. Houston	6	6	0	0	0.0	0	0	0	0	0
11/20	at Detroit	6	5	1	0	0.0	0	0	0	0	0
11/27	at Buffalo	3	3	0	1	0.0	0	0	0	0	0
12/04	vs. Denver	4	3	1	0	0.0	0	0	0	0	2
12/11	vs. Minnesota	2	1	1	0	0.0	0	0	0	0	1
12/18	at Houston	4	4	0	0	0.0	0	1	0	1	5
12/24	vs. Tennessee	4	4	0	0	0.0	0	0	0	1	4
01/01	at Indianapolis	4	4	0	0	0.0	0	0	0	0	1
2016 totals:		65	55	10	2	0.0	0	1	0	2	14

PLAYER BIOS

38 DARYL RICHARDSON

RUNNING BACK
5-10 204 LBS.

ABILENE CHRISTIAN
BORN APRIL 12, 1990
JACKSONVILLE, FLA.

ACQ: WAIVERS (PITTSBURGH) 2016
EXP: 3RD YEAR



REGULAR SEASON CAREER STATISTICS

YEAR	TEAM	GP/GS	NO	RUSHING				RECEIVING				
				YDS	AVG	LG	TD	NO	YDS	AVG	LG	TD
2012	STL	16/0	98	475	6.1	53	0	24	163	6.8	26	0
2013	STL	8/3	69	215	8.6	14	0	14	121	8.6	19	0
2015	CLE	0/0	0	0	0.0	0	0	0	0	0.0	0	0
2016	PIT	3/0	2	7	3.5	6	0	0	0	0.0	0	0
2016	JAX	0/0	0	0	0.0	0	0	0	0	0	0	0
NFL totals: 3 yrs.		27/3	169	697	6.1	53	0	38	284	7.5	26	0

TRANSACTIONS

Originally drafted by the St. Louis Rams in the seventh round (252nd overall) of the 2012 draft ... Waived on 5/15/14 ... Acquired by the N.Y. Jets off waivers on 5/16/14 ... Waived on 8/30/14 ... Signed by N.Y. Jets to the practice squad on 9/1/14 ... Signed by N.Y. Jets to a Reserve/Future contract on 12/30/14 ... Waived on 9/5/15 ... Signed by Houston to the practice squad on 9/23/15 ... Released from the practice squad on 10/20/15 ... Signed by Houston to the practice squad on 9/23/15 ... Released from the practice squad on 10/20/15 ... Signed by Houston to the practice squad on 10/28/15 ... Released from the practice squad on 11/3/15 ... Signed by Cleveland on 12/15/15 ... Waived on 12/28/15 ... Signed by Cleveland to the practice squad on 12/30/15 ... Signed by Pittsburgh to a Reserve/Future contract on 1/20/16 ... Waived on 9/29/16 ... Signed by Pittsburgh to the practice squad on 10/3/16 ... Activated to the 53-man active roster on 11/29/16 ... Waived on 12/24/16 ... Acquired by Jacksonville off waivers on 12/26/16

PRO (Games played/started - 27/3)

Third-year RB and Jacksonville native has spent time with St. Louis, N.Y. Jets, Houston, Cleveland, Pittsburgh and Jacksonville

2016 (w/ PIT - 3/0 w/JAX 0/0)

- Tallied two rushes for 7 yards (3.5 avg.) in first three games of the season in Pittsburgh ... Was inactive for the final five games of his tenure with the Steelers
- **1/1 at IND:** Inactive

2015 (w/ HOU - ps; CLE - ina)

- Spent time on the practice squad in Houston and the active roster in Cleveland, where he was inactive for the team's Week 15 and 16 matchups

2014 (w/ NYJ - ps)

- Spent the 2014 campaign on the team's practice squad

2013 (w/ Stl. - 8/3)

- Recorded 69 rushes for 215 yards and added 14 receptions for 121 yards

2012 (w/ Stl - 16/0)

- Saw action in all 16 games, rushing 98 times for 475 yards
- Added 24 receptions for 163 yards

COLLEGE (at Abilene Christian - 2009-11; at Cisco Junior College - 2008)

- Appeared in 34 games with 22 starts for Abilene Christian, where he ranks second in school history with 38 rushing touchdowns, fourth with 228 points scored and fifth with 2,303 rushing yards
- A three-time All-Lone Star Conference selection

PERSONAL

- Attended Sandalwood High School (Jacksonville), where he led the Jacksonville area with 1,620 rushing yards as a senior
- Named a Florida Times-Union Super 24 selection as a senior
- Full name: Daryl Lashay Richardson

PLAYER BIOS

15 ALLEN ROBINSON



WIDE RECEIVER
6-3 211 LBS.
PENN STATE
BORN AUGUST 24, 1993
SOUTHFIELD, MICHIGAN
ACQ: 2ND ROUND OF 2014 DRAFT (61ST)
EXP: 3RD YEAR



TRANSACTIONS

Originally drafted by Jacksonville in the second round (61st overall) of the 2014 draft

PRO (Games played/started - 42/40)

- Since Week 1 of the 2015 season, Robinson's 20 receiving TDs are the fourth-most in the NFL
- Has registered multiple TD receptions in four games, tied for the second-most in franchise history (**Jimmy Smith**, seven)
- Has registered a catch in all 42 career games

2016 (w/ JAX - 16/16)

- **9/11 vs. G.B.:** Made six catches for 72 yards in team's season opener
- **9/18 at S.D.:** Had three catches for 54 yards (18.0 avg.)
- **9/25 vs. BAL:** Posted seven receptions for 57 yards (8.1 rec. avg.) and two TDs
- **10/2 vs. IND:** Recorded five receptions for 55 yards (11.0 rec. avg.) and one TD
- **10/16 at CHI:** Had three catches for 49 yards (16.3) avg.
- **10/23 vs. OAK:** Caught two passes for nine yards
- **10/27 at TEN:** Finished second on the team with six receptions for 70 yards
- **11/6 at K.C.:** Had a team-high seven receptions for 76 yards and one TD
- **11/13 vs. HOU:** Registered nine receptions for 107 yards (11.9 rec. avg.) and one TD for his first 100-yard game of the season
- **11/20 at DET:** Had three receptions for 18 yards, including an 11-yard TD reception
- **11/27 at BUF:** Tallied two receptions for 24 yards
- **12/4 vs. DEN:** Posted three receptions for 31 yards
- **12/11 vs. MIN:** Had one reception for 17 yards
- **12/18 at HOU:** Registered two receptions for 15 yards
- **12/24 vs. TEN:** Recorded team-highs with nine receptions for a season-high 147 yards receiving, including 103 first-half receiving yards and a season-long reception of 37 yards
- **1/1 at IND:** Recorded five receptions for 82 yards (16.4 avg.), including a long catch and run of 42 yards

2015 (w/ JAX - 16/16)

- Participated in 2016 Pro Bowl on January 31, 2016
- Named Jaguars 2015 Ed Block Courage Award winner, voted on by teammates for serving as role model of inspiration, sportsmanship and courage, after rebounding from season-ending injury in 2014
- Led the team with 80 receptions, 1,400 receiving yards and 14 receiving TDs
- Set the Jaguars' single season receiving TD record (14) and became their first 1,000-yard receiver since 2005 (WR **Jimmy Smith**)
- Joined TE **Mercedes Lewis** (10 in 2010) and WR **Reggie Williams** (10 in 2007) as the only players in franchise history to produce 10-plus receiving TDs in a single season
- Became the third Jaguars player to post 1,000 receiving yards in a single season (**Jimmy Smith**, nine times; **Keenan McCardell**, four times)
- Joins N.E.'s **Rob Gronkowski** (1,327-17) in 2011 and MIN's **Randy Moss** (1,313-17) in 1998 as the only three players age 22 or younger to have registered at least 1,200 receiving yards and 14 TDs in a single season
- Led the league with 31 receptions of 20-plus yards
- Joins teammate **Allen Hurns** as the first Jaguars duo to each record 1,000-plus receiving yards in the same season since **Keenan McCardell** (1,110) and **Jimmy Smith** (1,373) in 2011
- Joins **Demaryius Thomas** (2013), **Calvin Johnson** (2007), **Randy Moss** (2000, 2003, 2007), **Muhsin Muhammad** (2004), **Marvin Harrison** (2000-01), **Terrell Owens** (2001), **Antonio Freeman** (1998), **Herman Moore** (1995) and **Jerry Rice** (1986, 1989, 1993, 1995) as the only players in NFL history to have posted at least 80 receptions, 1,400 receiving yards and 14 receiving TDs in a single season
- **9/20 vs. MIA:** Had a team-high six receptions for a career-high 155 yards (25.7 avg.) and two TDs, the most receiving yards by a Jaguars player since WR **Justin Blackmon** had 190 yards on 10/13/13 at Denver ... Became the Jaguars' third player to ever total 150-plus receiving yards and multiple receiving TDs in a single game, joining **Jimmy Smith** (9/10/00) and **Keenan McCardell** (12/7/97)
- **10/11 at T.B.:** Caught seven passes for 72 yards (10.3 rec. avg.) and two TDs
- **10/18 vs. HOU:** Had six receptions for 86 yards (14.3 rec. avg.) and one TD
- **10/25 vs. BUF:** Had six receptions for 98 yards (16.3 rec. avg.) and one TD
- **11/8 at NYJ:** Had six receptions for 121 yards (20.2 rec. avg.)
- **11/15 at BAL:** Had five receptions for 51 yards (10.2 rec. avg.) and one TD
- **11/19 vs. TEN:** Had five receptions for 113 yards (22.6 rec. avg.)
- **11/29 vs. S.D.:** Had five receptions for 56 yards (11.2 rec. avg.) and one TD
- **12/6 at TEN:** Registered single-game career highs in receptions (10) and receiving

TDs (three) and totaling the second-most single-game receiving yards (153) of his NFL career ... Became the second player in franchise history to record three receiving TDs in a single game (also **Jimmy Smith** on 10/10/00 at Baltimore)

- **12/13 vs. IND:** Had one reception, a four-yard TD in the third quarter
- **12/20 vs. ATL:** Recorded three receptions for 57 yards (19.0 rec. avg.) for one TD
- **12/27 at N.O.:** Caught six passes for 151 yards (25.1 rec. avg.) and one TD, a 90-yard score from QB **Blake Bortles** ... The 90-yard reception was the longest play from scrimmage in Jaguars history and the longest pass play in the NFL during the 2015 season
- **1/3 at HOU:** Caught five receptions for 108 yards

2014 (w/ JAX - 10/8)

- Played in 10 games with eight starts, missing the final six games with a foot injury
- Finished with 48 receptions for 548 yards and two TDs, tied for the fourth-most receptions by a Jaguars rookie
- Was ranked tied for first among rookies in receptions at time of his injury and fourth in receiving yards
- **9/7 at PHI:** Made NFL debut and had one reception
- **9/14 at WAS:** Led the team with 75 yards on four receptions including a 54-yard grab in the fourth quarter
- **9/21 at IND:** Made first career start and led the team with seven receptions for 79 yards (11.3 avg.) including a 21-yard reception
- **10/5 vs. PIT:** Started at WR and produced a team-high five catches for 51 yards (10.2 avg.) with a long of 17
- **10/12 at TEN:** Had 68 yards on eight receptions, his fourth straight game with at least five catches
- **10/19 vs. CLE:** Started at WR and led the team with 60 yards on four receptions including a 31-yard touchdown catch in the second quarter for his first career score ... Snapped a streak of four straight games with five or more receptions
- **10/26 vs. MIA:** Started at WR and scored a touchdown in his second consecutive game, hooking up with QB **Blake Bortles** for a 48-yard score in the fourth quarter ... Led team with five catches for career-high 82 yards
- **11/9 vs. DAL:** Started at WR and was targeted a team-high 10 times, finishing with five catches for 60 yards (12.0 avg.) with a long of 31 yards
- **11/17:** Was placed on injured reserve with a foot injury ... Had surgery on Nov. 22

COLLEGE (at Penn State, 2011-13)

- Played in 35 games with 24 starts at Penn State
- Finished career with 177 receptions for 2,474 yards (14.0 avg.) with 17 TDs
- Ranked second in school history for career receptions, topped by only Deon Butler (179, 2005-08), third in receiving yards and fourth in TDs
- Two-time Big Ten Conference Receiver of the Year and earned first-team All-Big Ten honors in back-to-back seasons
- Was just the third WR in school history to earn first-team All-American honors
- Led Big Ten in receptions and receiving yards in each of his last two seasons

PERSONAL

- Attended Orchard Lake St. Mary's Preparatory School (Mich.)
- Led team to Michigan Division III state championship game as a senior
- Had 44 receptions for 720 yards and 10 TDs as a senior
- Returned two punts for TDs and intercepted two passes
- Captain of the basketball team • Son of Tracie and Allen Robinson
- Full name: Allen Bernard Robinson II
- Twitter handle: @Thee_AR15

REGULAR SEASON CAREER STATISTICS

YEAR	TEAM	GP/GS	RECs	YDS	AVG.	LG	TD
2014	JAX	10/8	48	548	11.4	54	2
2015	JAX	16/16	80	1,400	17.5	90t	14*
2016	JAX	16/16	73	883	12.1	42	6
NFL totals: 3 yrs.		42/40	201	2,831	14.1	90t	22

* single-season franchise record and tied for NFL lead

CAREER HIGHS

	GAME	SEASON
Receptions:	10 (12/6/15 at TEN)	80 (2015)
Receiving yards:	155 (9/20/15 vs. MIA)	1,400 (2015)
Long:	90t (12/27/15 at N.O.)	90t (2015)
Receiving touchdowns:	3 (12/6/15 at TEN)	14 (2015)

PLAYER BIOS



2016 GAME-BY-GAME STATISTICS

DATE	OPP	RECS	YDS	AVG.	LG	TD
09/11	vs. Green Bay	6	72	12.0	22	0
09/18	at San Diego	3	54	18.0	35	0
09/25	vs. Baltimore	7	57	8.1	14	2
10/02	vs. Indianapolis	5	55	11.0	17	1
	BYE WEEK					
10/16	at Chicago	3	49	16.3	18	0
10/23	vs. Oakland	2	9	4.5	5	0
10/27	at Tennessee	6	70	11.7	21	0
11/06	at Kansas City	7	76	10.8	29	1
11/13	vs. Houston	9	107	11.9	19	1
11/20	at Detroit	3	18	6.0	11	1
11/27	at Buffalo	2	24	12.0	24	0
12/04	vs. Denver	3	31	10.3	21	0
12/11	vs. Minnesota	1	17	17.0	17	0
12/18	at Houston	2	15	7.5	9	0
12/24	vs. Tennessee	9	147	16.3	37	0
01/01	at Indianapolis	5	82	16.4	42	0
2016 totals:		73	883	12.1	42	6



2015 GAME-BY-GAME STATISTICS

DATE	OPP	RECS	YDS	AVG.	LG	TD
09/13	vs. Carolina	1	27	27.0	27	0
09/20	vs. Miami	6	155	25.8	52	2
09/27	at New England	4	68	17.0	37	0
10/04	at Indianapolis	4	80	20.0	48	0
10/11	at Tampa Bay	7	72	10.3	21	2
10/18	vs. Houston	6	86	14.3	25	1
10/25	vs. Buffalo	6	98	16.3	23	1
	BYE WEEK					
11/08	at N.Y. Jets	6	121	20.2	44	0
11/15	at Baltimore	5	51	10.2	16	1
11/19	vs. Tennessee	5	113	22.6	38	0
11/29	vs. San Diego	5	56	11.2	25	1
12/06	at Tennessee	10	153	15.3	44	3
12/13	vs. Indianapolis	1	4	4.0	4t	1
12/20	vs. Atlanta	3	57	19.0	25	1
12/27	at New Orleans	6	151	25.2	90t	1
01/03	at Houston	5	108	21.6	36	0
2015 totals:		80	1,400	17.5	90t	14*

* single-season franchise record and tied for NFL lead



2014 GAME-BY-GAME STATISTICS

DATE	OPP	RECS	YDS	AVG.	LG	TD
09/07	at Philadelphia	1	0	0.0	0	0
09/14	at Washington	4	75	18.8	54	0
09/21	vs. Indianapolis	7	79	11.3	21	0
09/28	at San Diego	5	38	7.6	14	0
10/05	vs. Pittsburgh	5	51	10.2	17	0
10/12	at Tennessee	8	68	8.5	15	0
10/19	vs. Cleveland	4	60	15.0	31t	1
10/26	vs. Miami	5	82	16.4	48t	1
11/02	at Cincinnati	4	35	8.8	13	0
11/09	vs. Dallas	5	60	12.0	31	0
	BYE WEEK					
11/23	at Indianapolis			IR		
11/30	vs. N.Y. Giants			IR		
12/07	vs. Houston			IR		
12/14	at Baltimore			IR		
12/18	vs. Tennessee			IR		
12/28	at Houston			IR		
2014 totals:		48	548	11.4	54	2

PLAYER BIOS

16 DENARD ROBINSON

RUNNING BACK
6-0 215 LBS.
MICHIGAN
BORN SEPTEMBER 22, 1990
DEERFIELD BEACH, FLORIDA
ACQ: 5TH ROUND OF 2013 DRAFT (135TH)
EXP: 4TH YEAR



- **11/9 vs. DAL:** Scored a career-high two rushing TDs and finished with 60 yards on 15 carries ... Added two receptions for 10 yards ... Scored the club's first TD on a 32-yard run in the first quarter
- **12/16:** Was placed on injured reserve

2013 (w/ JAX - 16/0)

One of only two rookies (Demetrius McCray) to play in all 16 games ... Had 20 rushes for 66 yards with a long of 24 yards ... Added four kickoff returns for 88 yards (22.0 avg.) and one special teams tackle

- **9/8 vs. K.C.:** Made NFL debut, seeing action at RB and QB. Had two carries for one yard
- **9/22 at SEA:** Saw action on offense and special teams ... Fumbled on exchange with WR **Ace Sanders** in Wildcat formation in the third quarter and it was recovered by Seattle ... Saw action as kick returner and returned two kicks for 54 yards with a long of 27
- **12/15 vs. BUF:** Produced a season-high 28 yards on two carries ... Had a 24-yard run in the third quarter but fumbled at the one-yard line and the play resulted in a touchback

TRANSACTIONS

Originally drafted by Jacksonville in the fifth round (135th overall) of the 2013 draft

PRO (Games played/started - 55/13)

- Fourth-year RB has seen action at QB, WR, RB and on special teams
- Added five special teams tackles
- Has two 100-yard rushing games in his 43-game pro career
- Made transition from collegiate quarterback to WR/RB/QB in the NFL

2016 (w/ JAX - 13/1)

- **9/11 vs. G.B.:** Rushed three times for seven yards in team's season opener
- **9/18 at S.D.:** Recorded one rush for seven yards and one reception for seven yards
- **9/25 vs. BAL:** Recovered the **Devin Hester** muffed punt with 9:01 left in the 4th quarter, which set up **K Jason Myers'** 49-yard field goal four plays later
- **10/2 vs. IND:** Saw action on special teams
- **10/16 at CHI:** Saw action on special teams
- **10/23 vs. OAK:** Saw action on special teams
- **10/27 at TEN:** Saw action on special teams
- **11/6 at K.C.:** Saw action on special teams and made two special teams tackles
- **11/13 vs. HOU:** Saw action on special teams
- **11/20 at DET:** Rushed three times for 21 yards (7.0 rush avg.) and had one reception for four yards
- **11/27 at BUF:** Rushed 13 times for 39 yards (3.0 rush avg.) and saw action on special teams
- **12/4 vs. DEN:** Started at RB and rushed 17 times for 53 yards (3.1 rush avg.) and caught one pass for 11 yards
- **12/11 vs. MIN:** Inactive (ankle)
- **12/18 at HOU:** Inactive (ankle)
- **12/24 vs. TEN:** Inactive (ankle)
- **1/1 at IND:** Rushed four times for 17 yards

2015 (w/ JAX - 13/3)

Played 13 games with three starts at RB and totaled 67 rushes for 266 yards (4.0 rush avg.) and 21 receptions for 164 yards (7.8 rec. avg.)

- **9/13 vs. CAR:** Rushed five times for 19 yards (3.8 avg.) and recorded two receptions for 26 yards (13.0 avg.)
- **10/18 vs. HOU:** Rushed seven times for 19 yards (2.7 rush avg.) and had three receptions for 19 yards (6.3 rec. avg.)
- **11/29 vs. S.D.:** Had three rushes for 23 yards (7.7 rush avg.) and one reception for nine yards (9.0 avg.)
- **12/6 at TEN:** Rushed three times for 21 yards (7.0 rush avg.), had one reception for two yards (2.0 rec. avg.) and two kickoff returns for 54 yards (27.0 avg.)
- **12/13 vs. IND:** Recorded a season-high 14 carries for 75 yards (5.4 rush avg.) and one TD ... Added one reception for 12 yards
- **12/20 vs. ATL:** Earned his first start of the season, rushing 14 times for 28 yards (2.0 rush avg.) and hauled in eight receptions for 46 yards (5.8 rec. avg.)
- **12/27 at N.O.:** Had six rushes for 20 yards (3.3 rush avg.) and five receptions for 51 yards (10.2 rec. avg.)

2014 (w/ JAX - 13/9)

Played in 13 games with nine starts ... Missed the final three games with a foot injury ... Posted team-high 582 yards and four TDs on 135 carries and added 23 receptions for 124 yards ... Added one special teams tackle ... Had first two career 100-yard rushing games

- **9/7 at PHI:** Saw action at RB in season-opener and on special teams, finishing with eight yards on three rushes and a three-yard reception
- **9/28 at S.D.:** Totaled nine rushes for 25 yards and added three receptions for seven yards
- **10/12 at TEN:** Made first career start at RB and had five rushes for 22 yards (4.4 avg.) and three receptions for 14 yards (4.7 avg.) including a career-long 12 yard catch
- **10/19 vs. CLE:** Started at RB and produced career-best totals with 22 rushes for 127 yards (5.8 avg.) and one TD ... Scored his first career TD on an eight-yard run in the fourth quarter
- **10/26 vs. MIA:** Recorded second consecutive 100-yard rushing game, rushing for 108 yards on 18 carries (6.0 avg.) including a career-long 41-yard run in the first quarter ... Had a 10-yard reception and one special teams tackle ... Became first Jaguars player since RB **Maurice Jones-Drew** in 2011 to record back-to-back 100-yard rushing games
- **11/2 at CIN:** Had third straight game with 90-plus rushing yards, finishing with 94 yards on 17 carries with a TD and added two receptions or 10 yards

COLLEGE (at Michigan, 2009-12)

- Four-year letterman and appeared in 49 games, making 37 starts – 35 at QB and two at RB
- Holds the NCAA record for career rushing yards by a QB (4,495)
- Became the first player in NCAA history to pass for 2,500 yards and rush for 1,500 yards in a single season
- Set the NCAA-record for single-season rushing yards by a QB (1,702)
- Fourth player in NCAA history to gain 2,000 yards passing and 1,000 yards rushing in a season twice in his career (2010, 2011) – Brad Smith (Missouri), Joe Webb (UAB) and Colin Kaepernick (Nevada)
- Eighth player in NCAA history to rush for 40 TDs and pass for 40 TDs
- Named All-Big Ten honorable mention as a senior, completing 89 of 166 passes for 1,319 yards, nine TDs and eight INTs
- Named U-M's Bo Schembechler Team MVP as a junior
- Majored in general studies.

PERSONAL

- Attended Deerfield Beach (Fla.) High School
- Completed 262 of 576 attempts for 4,784 yards and 44 TDs as a three-year starting QB and rushed 217 times for 1,132 yards and 13 TDs
- As a senior, completed 100 of 231 passes for 1,872 yards and 18 TDs and rushed 93 times for 538 yards and eight TDs
- Contributed 19 total TDs during his junior season
- Named Prep Star All-America and named to the publication's Top 250
- Member of the 2008 FHSAA track state champion on the 4x100-meter relay team
- Nicknamed "Shoelace"
- Twitter handle is @DenardX

REGULAR SEASON CAREER STATISTICS

RUSHING

YEAR	TEAM	GP/GS	NO	YDS	AVG	LG	TD
2013	JAX	16/0	20	66	3.3	24	0
2014	JAX	13/9	135	582	4.3	41	4
2015	JAX	13/3	67	266	4.0	31	1
2016	JAX	13/1	41	144	3.5	9	0
NFL totals: 4 yrs.		55/13	263	1,058	4.0	41	0

RECEIVING

YEAR	TEAM	GP/GS	RECS	YDS	AVG	LG	TD
2013	JAX	16/0	0	0	0	0	0
2014	JAX	13/9	23	124	5.4	19	0
2015	JAX	13/3	21	165	7.8	16	0
2016	JAX	13/1	3	22	7.3	11	0
NFL totals: 4 yrs.		55/13	47	310	6.6	19	0

Additional statistics: Kickoff returns: 2-54, LG 31 in 2015; 4-88, LG 27 in 2013

Passing: 0 for 1 in 2013, 0 for 1 in 2014

Special teams tackles: 1 in 2013; 4 in 2015, 3 in 2016

CAREER HIGHS

	GAME	SEASON
Rushes:	22 (10/19/14 vs. CLE)	135 (2014)
Rushing yards:	127 (10/19/14 vs. CLE)	582 (2014)
Longest rush:	41 (10/26/14 vs. MIA)	41 (2014)
Rushing touchdowns:	2 (11/9/14 vs. DAL)	4 (2014)
Receptions:	8 (12/20/15 vs. ATL)	23 (2014)
Receiving yards:	51 (12/27/15 at N.O.)	165 (2015)
Longest reception:	19 (11/23/14 at IND)	19 (2014)

PLAYER BIOS

2016 GAME-BY-GAME STATISTICS

DATE	OPP	RUSHING					RECEIVING				
		NO	YDS	AVG	LG	TD	NO	YDS	AVG	LG	TD
09/11	vs. Green Bay	3	7	2.3	3	0	0	0	0.0	0	0
09/18	at San Diego	1	7	7.0	7	0	1	7	7.0	7	0
09/25	vs. Baltimore	0	0	0.0	0	0	0	0	0.0	0	0
10/02	vs. Indianapolis	0	0	0.0	0	0	0	0	0.0	0	0
BYE WEEK											
10/16	at Chicago	0	0	0.0	0	0	0	0	0.0	0	0
10/23	vs. Oakland	0	0	0.0	0	0	0	0	0.0	0	0
10/27	at Tennessee	0	0	0.0	0	0	0	0	0.0	0	0
11/06	at Kansas City	0	0	0.0	0	0	0	0	0.0	0	0
11/13	vs. Houston	0	0	0.0	0	0	0	0	0.0	0	0
11/20	at Detroit	3	21	7.0	9	0	1	4	4.0	4	0
11/27	at Buffalo	13	39	3.0	9	0	0	0	0.0	0	0
12/04	vs. Denver	17	53	3.1	5	0	1	11	11.0	11	0
12/11	vs. Minnesota										
12/18	at Houston										
12/24	vs. Tennessee										
01/01	at Indianapolis	4	17	4.3	7	0	0	0	0.0	0	0
2016 totals:		41	144	3.5	9	0	3	22	7.3	11	0

2015 GAME-BY-GAME STATISTICS

DATE	OPP	RUSHING					RECEIVING				
		NO	YDS	AVG	LG	TD	NO	YDS	AVG	LG	TD
09/13	vs. Carolina	5	19	3.8	6	0	2	26	13.0	15	0
09/20	vs. Miami	1	9	9.0	9	0	0	0	0.0	0	0
09/27	at New England										
10/04	at Indianapolis										
10/11	at Tampa Bay										
10/18	vs. Houston	7	19	2.7	4	0	3	19	6.3	9	0
10/25	vs. Buffalo	0	0	0.0	0	0	0	0	0.0	0	0
BYE WEEK											
11/08	at N.Y. Jets	1	2	2.0	2	0	0	0	0.0	0	0
11/15	at Baltimore	1	1	1.0	1	0	0	0	0.0	0	0
11/19	vs. Tennessee	7	27	3.9	10	0	0	0	0.0	0	0
11/29	vs. San Diego	3	23	7.7	19	0	1	9	9.0	9	0
12/06	at Tennessee	3	21	7.0	13	0	1	2	2.0	2	0
12/13	vs. Indianapolis	14	75	5.4	31	1	1	12	12.0	12	0
12/20	vs. Atlanta	14	28	2.0	9	0	8	46	5.8	13	0
12/27	at New Orleans	6	20	3.3	7	0	5	51	10.2	16	0
01/03	at Houston	5	9	1.8	9	0	0	0	0.0	0	0
2015 totals:		67	266	4.0	31	1	21	164	7.8	16	0

2014 GAME-BY-GAME STATISTICS

DATE	OPP	RUSHING					RECEIVING				
		NO	YDS	AVG	LG	TD	NO	YDS	AVG	LG	TD
09/07	at Philadelphia	3	8	2.7	6	0	1	3	3.0	3	0
09/14	at Washington	0	0	0.0	0	0	2	14	7.0	8	0
09/21	vs. Indianapolis	8	33	4.1	10	0	0	0	0.0	0	0
09/28	at San Diego	9	25	2.8	10	0	3	7	2.3	0	0
10/05	vs. Pittsburgh	3	6	2.0	6	0	2	-1	-0.5	1	0
10/12	at Tennessee	5	22	4.4	6	0	3	14	4.7	12	0
10/19	vs. Cleveland	22	127	5.8	20	1	0	0	0.0	0	0
10/26	vs. Miami	18	108	6.0	41	0	1	10	10.0	10	0
11/02	at Cincinnati	17	94	5.5	39	1	2	10	5.0	12	0
11/09	vs. Dallas	15	60	4.0	32t	2	2	10	5.0	9	0
BYE WEEK											
11/23	at Indianapolis	14	25	1.8	9	0	4	47	11.8	19	0
11/30	vs. N.Y. Giants	11	44	4.0	17	0	3	10	3.3	7	0
12/07	vs. Houston	10	30	3.0	16	0	0	0	0.0	0	0
12/14	at Baltimore										
12/18	vs. Tennessee										
12/28	at Houston										
2014 totals:		135	582	4.3	41	4	23	124	5.4	19	0

2013 GAME-BY-GAME STATISTICS

DATE	OPP	RUSHING					RECEIVING				
		NO	YDS	AVG	LG	TD	NO	YDS	AVG	LG	TD
09/08	vs. Kansas City	2	1	0.5	1	0	0	0	0.0	0	0
09/15	at Oakland	1	0	0.0	0	0	0	0	0.0	0	0
09/22	at Seattle	2	-2	-2.0	-2	0	0	0	0.0	0	0
09/29	vs. Indianapolis	0	0	0.0	0	0	0	0	0.0	0	0
10/06	at St. Louis	0	0	0.0	0	0	0	0	0.0	0	0
10/13	at Denver	1	2	2.0	2	0	0	0	0.0	0	0
10/20	vs. San Diego	1	9	9.0	9	0	0	0	0.0	0	0
10/27	vs. San Francisco	4	15	3.8	7	0	0	0	0.0	0	0
BYE WEEK											
11/10	at Tennessee	4	3	0.8	2	0	0	0	0.0	0	0
11/17	vs. Arizona	0	0	0.0	0	0	0	0	0.0	0	0
11/24	at Houston	0	0	0.0	0	0	0	0	0.0	0	0
12/01	at Cleveland	0	0	0.0	0	0	0	0	0.0	0	0
12/05	vs. Houston	2	-1	-0.5	2	0	0	0	0.0	0	0
12/15	vs. Buffalo	2	28	14.0	24	0	0	0	0.0	0	0
12/22	vs. Tennessee	1	11	11.0	11	0	0	0	0.0	0	0
12/29	at Indianapolis	0	0	0.0	0	0	0	0	0.0	0	0
2013 totals:		20	66	3.3	24	0	0	0	0.0	0	0

PLAYER BIOS

54

MARCUS RUSH

LINEBACKER

6-3 245 LBS.

MICHIGAN STATE

BORN JUNE 19, 1991

CINCINNATI, OHIO

ACQ: PRACTICE SQUAD (SAN FRANCISCO) 2016

EXP: 1ST YEAR



TRANSACTIONS

Originally signed by San Francisco as a rookie free agent on 5/5/15 ... Released on 9/5/15 ... Signed by San Francisco to the practice squad on 9/6/15 ... Signed Reserve/Future contract with San Francisco ... Released on 9/3/16 ... Signed by San Francisco to the practice squad on 9/4/16 ... Signed by Jacksonville on 12/20/16

PRO (Games played/started - 2/0)

• Spent his first two seasons with San Francisco, spending the regular seasons on the team's practice squad, before joining Jacksonville prior to Week 16 vs. Tennessee

2016 (w/ S.F. - ps; w/JAX - 2/0)

Spent training camp with the 49ers before competing on the practice squad for the first 15 weeks of the season

- **12/24 vs. TEN:** Made his Jaguars debut and contributed on special teams
- **1/1 at IND:** Saw action on special teams

2015 (w/ S.F. - ps)

Spent training camp with the 49ers before competing on the practice squad for the entirety of the regular season

COLLEGE (at Michigan State, 2010-14)

- Four-year letterman started a school-record 53 games at defensive end
- Recorded 163 tackles, including 37.5 for losses and 18.5 sacks
- Finished his career ranked among MSU's all-time leaders in forced fumbles (tied for sixth with five), tackles for loss yardage (seventh with 183 yards), tackles for loss (seventh with 37.5), sacks (seventh with 18.5) and sack yardage (eighth with 131)
- Had 16 career passes defended and two blocked kicks

PERSONAL

- Attended Archbishop Moeller (Cincinnati)
- Ranked among Ohio's top seniors by Rivals.com (No. 36) and Scout.com (No. 44)
- Selected Great Catholic League South Co-Athlete of the Year after leading the conference in sacks (11) as a senior while helping the Crusaders to a 9-3 record
- Son of John and Ginny Rush

PLAYER BIOS

69

TYLER SHATLEY

GUARD

6-3 310 LBS.

CLEMSON

BORN MAY 5, 1991

ICARD, NORTH CAROLINA

ACQ: ROOKIE FREE AGENT 2014

EXP: 3RD YEAR



TRANSACTIONS:

Originally signed by Jacksonville as an undrafted rookie on 5/12/14

PRO (Games played/started - 30/4)

- Has played in 27 games in three seasons with the team, primarily on special teams
- Was one of three undrafted rookies to make opening day roster in 2014

2016 (w/ JAX - 16/4)

- **9/11 vs. G.B.:** Played 11 snaps on special teams in team's season opener
- **9/18 at S.D.:** Saw action on special teams
- **9/25 vs. BAL:** Started at center and played in all 66 offensive snaps
- **10/2 vs. IND:** Played three snaps at guard and saw time on special teams
- **10/16 at CHI:** Saw action on special teams
- **10/23 vs. OAK:** Saw action on special team
- **10/27 at TEN:** Saw action on special teams
- **11/6 at K.C.:** Saw action on special teams
- **11/13 vs. HOU:** Saw action on special teams
- **11/20 at DET:** Saw action on special teams
- **11/27 at BUF:** Saw action on special teams
- **12/4 vs. DEN:** Saw action on special teams and played six snaps at center when **Brandon Linder** left the game with an ankle injury
- **12/11 vs. MIN:** Started at C
- **12/18 at HOU:** Saw action at LG after injuries to **Jeremiah Poutasi** (ankle) and **Josh Wells** (shoulder)
- **12/24 vs. TEN:** Started at LG
- **1/1 at IND:** Started at LG, helping the team rush for 182 yards

2015 (w/ JAX - 13/0)

- Saw action in 13 games, primarily on special teams

2014 (w/ JAX - 1/0)

- Earned spot on opening day roster after joining club as a rookie free agent
- Was inactive for 15 games
 - **11/9 vs. DAL:** Made NFL debut and played RG for the entire second half

COLLEGE (at Clemson, 2009-13)

- Began his career as a fullback, before moving to the defensive line in 2010 and the offensive line in the spring of 2012
- Played in 51 games with 27 starts
- Started 25 games on offense over his final two seasons and registered 60 knock-downs on 1,776 snaps
- As a senior in 2013, was a team captain and earned third-team All-ACC honors
- As a junior in 2013, named a Strength & Conditioning All-American by the NSCA
- Graduated with a degree in civil engineering

PERSONAL

- Attended East Burke (Icard, N.C.) High School where he was the No. 3 rated FB in the nation by Tom Lemming
- Did not play on the offensive line in HS
- As a FB, had 2,000 rushing yards and 31 TDs in his junior and senior seasons
- Also served as the team's punter and averaged 40.7 yards per punt
- Full name is Christian Tyler Shatley
- Twitter handle is @tyler_shatley

PLAYER BIOS

55

DAN SKUTA



LINEBACKER

6-2 250 LBS.

GRAND VALLEY STATE

BORN APRIL 21, 1986

FLINT, MICHIGAN

ACQ: UNRESTRICTED FREE AGENT (SAN FRANCISCO) 2015

EXP: 8TH YEAR

TRANSACTIONS

Originally signed by Cincinnati as an undrafted rookie on 4/30/09 ... Waived on 9/5/09 ... Signed by Cincinnati to the practice squad on 9/6/09 ... Promoted to Cincinnati's 53-man roster on 10/8/09 ... Signed by San Francisco as an unrestricted free agent on 3/14/13 ... Signed by Jacksonville as an unrestricted free agent on 3/11/15

PRO (Games played/started - 112/33)

- Eighth-year OLB has spent time with Cincinnati and San Francisco before signing as an unrestricted free agent with Jacksonville on March 11, 2015
- Versatile athlete has appeared in games at OLB, MLB, DE and FB
- Has seen action in six postseason games, totaling four tackles, including 2.0 sacks

2016 (w/ JAX - 13/2)

- **9/11 vs. G.B.:** Recorded one solo tackle at LB and played on special teams
- **9/18 at S.D.:** Started at OTTO and saw action at special teams
- **9/25 vs. BAL:** Started at OTTO and recorded one solo tackle while also seeing action on special teams
- **10/2 vs. IND:** Inactive (hip)
- **10/16 at CHI:** Saw action at OTTO and on special teams
- **10/23 vs. OAK:** Saw action at OTTO and on special teams
- **10/27 at TEN:** Saw action at OTTO and registered three tackles (two solo)
- **11/6 at K.C.:** Saw action at OTTO and made one solo tackle
- **11/13 vs. HOU:** Saw action at OTTO, posting a season-high four solo tackles and one pass defended
- **11/20 at DET:** Inactive (back)
- **11/27 at BUF:** Inactive (back)
- **12/4 vs. DEN:** Recorded one solo tackle and saw action on special teams
- **12/11 vs. MIN:** Made three tackles (two solo), including one tackle for loss
- **12/18 at HOU:** Posted two tackles (one solo)
- **12/24 vs. TEN:** Saw action at OTTO and on special teams
- **1/1 at IND:** Recorded one solo tackle, a tackle for a loss and also blocked a punt, which set up **Jason Myers'** 41-yard FG, giving the Jaguars a late lead in the fourth quarter

2015 (w/ JAX - 13/8)

- Played in 13 games with eight starts at OTTO in his first season with the Jaguars
- Made 37 tackles (31 solo), including three tackles for loss, 1.5 sacks, one pass defended and one forced fumble
- **9/13 vs. CAR:** Made six solo tackles, including 1.0 sack in Jaguars debut
- **10/4 at IND:** Made four tackles (three solo) and one forced fumble
- **10/18 vs. HOU:** Made two tackles (one solo), including a half-sack ... Added two special teams tackles
- **10/25 vs. BUF:** Made six solo tackles
- **12/27 at N.O.:** Started at OTTO and made four tackles (three solo)

2014 (w/ S.F. - 14/11)

- Started a career-high 11 of 14 games and had the best statistical season of his career
- Posted career-highs in tackles (27), sacks (5.0), QB hits (five), tackles for loss (five) and forced fumbles (three)
- **9/7 at DAL:** Started the season opener and totaled two tackles and one forced fumble
- **10/13 at STL:** Registered a career-high 2.0 sacks and forced one fumble
- **12/7 at OAK:** Started at LB and made a season-high five tackles (four solo), including 1.0 sack
- **12/14 at SEA:** Registered two tackles, including a sack in a second straight game
- **12/20 vs. S.D.:** Started at LB and posted a sack in a third straight game
- **12/28 vs. ARI:** Registered three tackles (one solo) in the season finale

2013 (w/ S.F. - 16/8)

- Played in all 16 games for the fourth consecutive season and made eight starts in his first season with San Francisco after signing as an unrestricted free agent
- Season totals included 22 tackles (15 solo), two passes defended, three QB hits, three tackles for loss and one fumble recovery
- **10/6 vs. HOU:** Posted three solo tackles, including one tackle for loss
- **10/27 at JAX:** Registered a career-high six solo tackles, including one tackle for loss and recovered a fumble and returned it 47 yards for a TD
- **11/10 vs. CAR:** Started at LB and made four tackles (two solo) and two passes defended
- **1/12 at CAR:** Posted his first career postseason sack in the Divisional Playoff Round

- **1/19 at SEA:** Registered a sack in his second straight postseason game in the NFC Championship game

2012 (w/ CIN - 16/0)

- Saw action in all 16 games for the third consecutive season
- Season totals included 10 tackles (five solo), one pass defended and 11 special teams tackles
- **12/30 vs. BAL:** Posted a season-high four tackles (one solo) in the season finale

2011 (w/ CIN - 16/3)

- Played in all 16 games for the second straight season and made three starts at MLB
- Season totals included 20 tackles (nine solo), 0.5 sacks, one forced fumble and 11 special teams tackles
- **9/25 vs. S.F.:** Posted four tackles (one solo) and made a half-sack, the first of his career
- **10/16 vs. IND:** Made his first start of the season at MLB and posted a season-high five tackles (two solo)

2010 (w/ CIN - 16/1)

- Saw action in all 16 games for the first time in his career and added one start
- Posted a career-high 15 special teams tackles
- **12/5 vs. N.O.:** Started the first game of his career at FB and matched his season-high of three special teams tackles

2009 (w/ CIN - 8/0)

- Played in eight games as a rookie after originally signing as an undrafted free agent
- **10/11 at BAL:** Made his NFL debut on after being promoted to the active roster from the team's practice squad on Oct. 8
- **1/9 vs. NYJ:** Made his postseason debut in the Wild Card Playoff Round and posted one special teams tackle

COLLEGE (at Grand Valley State, 2005-08)

- First-team All-America honors in NCAA Division II as a senior at Grand Valley State (Allendale, Mich.), and helped lead his teams to four-year record of 51-2, with two national titles
- Played DL and LB during his four seasons (2005-08)
- Posted 33.5 career sacks, the third-most in NCAA Division II history
- Team won by 24 or more points in 25 of his 53 career games
- Started his college career 40-0, going 13-0, 15-0 and 12-0 before losing in the 2007 NCAA Division II playoffs.

PERSONAL

- Attended Carman-Ainsworth (Mich.) High School where he was a two-way senior and tallied 116 tackles and rushed for 1,092 yards and 20 TDs
- Also lettered in baseball
- Twitter handle is @DSkuta51

REGULAR SEASON CAREER STATISTICS											
YEAR	TEAM	GP/GS	TKL	SOLO	ASST	TFL	SACKS	FF	FR	INT	PD
2009	CIN	8/0	0	0	0	0	0.0	0	0	0	0
2010	CIN	16/1	2	0	2	0	0.0	0	0	0	0
2011	CIN	16/3	34	21	13	0	0.5	1	0	0	0
2012	CIN	16/0	12	6	6	0	0.0	0	0	0	1
2013	S.F.	16/8	22	15	7	3	0.0	0	1	0	2
2014	S.F.	14/11	27	21	6	5	5.0	3	0	0	1
2015	JAX	13/8	37	31	6	3	1.5	1	0	0	1
2016	JAX	13/2	18	15	3	2	0.0	0	0	0	1
NFL totals: 8 yrs.		112/33	152	109	43	13	7.0	5	1	0	6

Additional statistics: Special teams tackles: 73 over career; three in 2015, seven in 2014, seven in 2013, 17 in 2012, 13 in 2011, 16 in 2010 and 10 in 2009.

POSTSEASON CAREER STATISTICS											
YEAR	TEAM	GP/GS	TKL	SOLO	ASST	SACKS	FF	FR	INT	PD	
2009	CIN	1/0	0	0	0	0.0	0	0	0	0	
2011	CIN	1/0	1	1	0	0.0	0	0	0	0	
2012	CIN	1/0	1	1	0	0.0	0	0	0	0	
2013	S.F.	3/0	2	2	0	2.0	0	0	0	0	
NFL totals: 7 yrs.		6/0	4	4	0	2.0	0	0	0	0	

Additional statistics: Special teams tackles: 3 over career; two in 2013, one in 2009.

CAREER HIGHS		
	GAME	SEASON
Tackles:	9 (11/6/11 at TEN)	37 (2015)
Sacks:	2.0 (10/13/14 at STL)	5.0 (2014)
Forced fumbles:	1 (three times; last: 12/20/14 vs. S.D.)	3 (2014)
Fumble recoveries:	1 (10/27/13 at JAX)	1 (2013)
Passes defended:	2 (11/10/13 vs. CAR)	2 (2013)

PLAYER BIOS

2016 GAME-BY-GAME STATISTICS

DATE	OPP	TKL	SOLO	ASST	TFL	SACKS	ST	FF	FR	INT	PD
09/11	vs. Green Bay	1	1	0	0	0.0	0	0	0	0	0
09/18	at San Diego	0	0	0	0	0.0	0	0	0	0	0
09/25	vs. Baltimore	1	1	0	0	0.0	0	0	0	0	0
10/02	vs. Indianapolis					ina					
BYE WEEK											
10/16	at Chicago	0	0	0	0	0.0	0	0	0	0	0
10/23	vs. Oakland	1	1	0	0	0.0	0	0	0	0	0
10/27	at Tennessee	3	2	1	0	0.0	0	0	0	0	0
11/06	at Kansas City	1	1	0	0	0.0	0	0	0	0	0
11/13	vs. Houston	4	4	0	0	0.0	0	0	0	0	1
11/20	at Detroit					ina					
11/27	at Buffalo					ina					
12/04	vs. Denver	1	1	0	0	0.0	0	0	0	0	0
12/11	vs. Minnesota	3	2	1	1	0.0	0	0	0	0	0
12/18	at Houston	2	1	1	0	0.0	0	0	0	0	0
12/24	vs. Tennessee	0	0	0	0	0.0	0	0	0	0	0
01/01	at Indianapolis	1	1	0	1	0.0	0	0	0	0	0
2016 totals:		18	15	3	2	0.0	0	0	0	0	1

2015 GAME-BY-GAME STATISTICS

DATE	OPP	TKL	SOLO	ASST	TFL	SACKS	ST	FF	FR	INT	PD
09/13	vs. Carolina	6	6	0	1	1.0	1	0	0	0	0
09/20	vs. Miami	2	2	0	1	0.0	0	0	0	0	1
09/27	at New England	2	2	0	0	0.0	0	0	0	0	0
10/04	at Indianapolis	4	3	1	0	0.0	0	1	0	0	0
10/11	at Tampa Bay	3	3	0	1	0.0	0	0	0	0	0
10/18	vs. Houston	2	1	1	0	0.5	2	0	0	0	0
10/25	vs. Buffalo	6	6	0	0	0.0	0	0	0	0	0
BYE WEEK											
11/08	at N.Y. Jets	1	1	0	0	0.0	0	0	0	0	0
11/15	at Baltimore					ina					
11/19	vs. Tennessee	1	1	0	0	0.0	0	0	0	0	0
11/29	vs. San Diego					ina					
12/06	at Tennessee					ina					
12/13	vs. Indianapolis	1	1	0	0	0.0	0	0	0	0	0
12/20	vs. Atlanta	1	1	0	0	0.0	0	0	0	0	0
12/27	at New Orleans	4	3	1	0	0.0	0	0	0	0	0
01/03	at Houston	4	1	3	0	0.0	0	0	0	0	0
2015 totals:		37	31	6	3	1.5	3	1	0	0	1

2014 GAME-BY-GAME STATISTICS

DATE	OPP	TKL	SOLO	ASST	TFL	SACKS	FF	FR	INT	PD	
09/07	at Dallas	4	2	2	0	0.0	1	0	0	0	
09/14	vs. Chicago	3	1	2	0	0.0	0	0	0	0	
09/21	at Arizona	2	2	0	0	0.0	0	0	0	1	
09/28	vs. Philadelphia	2	1	1	0	0.0	0	0	0	0	
10/05	vs. Kansas City	4	2	2	0	0.0	0	0	0	0	
10/13	at St. Louis	4	3	1	2	2.0	1	0	0	0	
10/19	at Denver	2	0	2	0	0.0	0	0	0	0	
BYE WEEK											
11/02	vs. St. Louis	1	0	1	0	0.0	0	0	0	0	
11/09	at New Orleans					ina					
11/16	at N.Y. Giants					ina					
11/23	vs. Washington	0	0	0	0	0.0	0	0	0	0	
11/27	vs. Seattle	0	0	0	0	0.0	0	0	0	0	
12/07	at Oakland	7	4	3	1	1.0	0	0	0	0	
12/14	at Seattle	0	0	0	1	1.0	0	0	0	0	
12/20	vs. San Diego	3	2	1	1	1.0	1	0	0	0	
12/28	vs. Arizona	3	2	1	0	0.0	0	0	0	0	
2014 totals:		35	19	16	5	5.0	3	0	0	1	

Additional statistics: seven special teams tackles

2013 GAME-BY-GAME STATISTICS

DATE	OPP	TKL	SOLO	ASST	TFL	SACKS	FF	FR	INT	PD	
09/08	vs. Green Bay	0	0	0	0	0.0	0	0	0	0	
09/15	at Seattle	1	0	1	0	0.0	0	0	0	0	
09/22	vs. Indianapolis	0	0	0	0	0.0	0	0	0	0	
09/26	at St. Louis	2	2	0	0	0.0	0	0	0	0	
10/06	vs. Houston	4	3	1	0	0.0	0	0	0	0	
10/13	vs. Arizona	1	0	1	0	0.0	0	0	0	0	
10/20	at Tennessee	1	0	1	0	0.0	0	0	0	0	
10/27	at Jacksonville	8	6	2	0	0.0	0	1	0	0	
BYE WEEK											
11/10	vs. Carolina	3	2	1	0	0.0	0	0	0	2	
11/17	at New Orleans	5	2	3	0	0.0	0	0	0	0	
11/25	at Washington	2	1	1	0	0.0	0	0	0	0	
12/01	vs. St. Louis	2	0	2	0	0.0	0	0	0	0	
12/08	vs. Seattle	1	1	0	0	0.0	0	0	0	0	
12/15	at Tampa Bay	0	0	0	0	0.0	0	0	0	0	
12/23	vs. Atlanta	2	0	2	0	0.0	0	0	0	0	
12/29	at Arizona	2	1	1	0	0.0	0	0	0	0	
2013 totals:		34	18	16	0	0.0	0	1	0	2	

01/05	at Green Bay	0	0	0	0	0.0	0	0	0	0
01/12	at Carolina	2	2	0	1	1.0	0	0	0	0
01/19	at Seattle	3	1	2	1	1.0	0	0	0	0
Postseason totals:		5	3	2	2	2.0	0	0	0	0

2012 GAME-BY-GAME STATISTICS

DATE	OPP	TKL	SOLO	ASST	TFL	SACKS	FF	FR	INT	PD	
09/10	at Baltimore	2	1	1	0	0.0	0	0	0	0	
09/16	vs. Cleveland	0	0	0	0	0.0	0	0	0	0	
09/23	at Washington	0	0	0	0	0.0	0	0	0	0	
09/30	at Jacksonville	0	0	0	0	0.0	0	0	0	0	
10/07	vs. Miami	1	0	1	0	0.0	0	0	0	0	
10/14	at Cleveland	2	1	1	0	0.0	0	0	0	0	
10/21	vs. Pittsburgh	1	1	0	0	0.0	0	0	0	0	
BYE WEEK											
11/04	vs. Denver	0	0	0	0	0.0	0	0	0	0	
11/11	vs. N.Y. Giants	1	1	0	0	0.0	0	0	0	0	
11/18	at Kansas City	0	0	0	0	0.0	0	0	0	0	
11/25	vs. Oakland	0	0	0	0	0.0	0	0	0	0	
12/02	at San Diego	0	0	0	0	0.0	0	0	0	0	
12/09	vs. Dallas	1	1	0	0	0.0	0	0	0	0	
12/13	at Philadelphia	0	0	0	0	0.0	0	0	0	0	
12/23	at Pittsburgh	0	0	0	0	0.0	0	0	0	0	
12/30	vs. Baltimore	0	0	0	0	0.0	0	0	0	1	
2012 totals:		12	6	6	0	0.0	0	0	0	1	

01/05	at Houston	2	2	0	0	0.0	0	0	0	0
Postseason totals:		2	2	0	0	0.0	0	0	0	0

2011 GAME-BY-GAME STATISTICS

DATE	OPP	TKL	SOLO	ASST	TFL	SACKS	FF	FR	INT	PD	
09/10	at Baltimore	2	1	1	0	0.0	0	0	0	0	
09/16	vs. Cleveland	0	0	0	0	0.0	0	0	0	0	
09/23	at Washington	0	0	0	0	0.0	0	0	0	0	
09/30	at Jacksonville	0	0	0	0	0.0	0	0	0	0	
10/07	vs. Miami	1	0	1	0	0.0	0	0	0	0	
10/14	at Cleveland	2	1	1	0	0.0	0	0	0	0	
10/21	vs. Pittsburgh	1	1	0	0	0.0	0	0	0	0	
BYE WEEK											
11/04	vs. Denver	0	0	0	0	0.0	0	0	0	0	
11/11	vs. N.Y. Giants	1	1	0	0	0.0	0	0	0	0	
11/18	at Kansas City	0	0	0	0	0.0	0	0	0	0	
11/25	vs. Oakland	0	0	0	0	0.0	0	0	0	0	
12/02	at San Diego	0	0	0	0	0.0	0	0	0	0	
12/09	vs. Dallas	1	1	0	0	0.0	0	0	0	0	
12/13	at Philadelphia	0	0	0	0	0.0	0	0	0	0	
12/23	at Pittsburgh	0	0	0	0	0.0	0	0	0	0	
12/30	vs. Baltimore	0	0	0	0	0.0	0	0	0	1	
2011 totals:		12	6	6	0	0.0	0	0	0	1	

01/05	at Houston	2	2	0	0	0.0	0	0	0	0
Postseason totals:		2	2	0	0	0.0	0	0	0	0

PLAYER BIOS



2010 GAME-BY-GAME STATISTICS

DATE	OPP	TKL	SOLO	ASST	TFL	SACKS	FF	FR	INT	PD
09/12	at New England	0	0	0	0	0.0	0	0	0	0
09/19	vs. Baltimore	0	0	0	0	0.0	0	0	0	0
09/26	at Carolina	0	0	0	0	0.0	0	0	0	0
10/03	at Cleveland	0	0	0	0	0.0	0	0	0	0
10/10	vs. Tampa Bay	0	0	0	0	0.0	0	0	0	0
BYE WEEK										
10/24	at Atlanta	0	0	0	0	0.0	0	0	0	0
10/31	vs. Miami	0	0	0	0	0.0	0	0	0	0
11/08	vs. Pittsburgh	0	0	0	0	0.0	0	0	0	0
11/14	at Indianapolis	0	0	0	0	0.0	0	0	0	0
11/21	vs. Buffalo	0	0	0	0	0.0	0	0	0	0
11/25	at N.Y. Jets	0	0	0	0	0.0	0	0	0	0
12/05	vs. New Orleans	0	0	0	0	0.0	0	0	0	0
12/12	at Pittsburgh	0	0	0	0	0.0	0	0	0	0
12/19	vs. Cleveland	0	0	0	0	0.0	0	0	0	0
12/26	vs. San Diego	2	0	2	0	0.0	0	0	0	0
01/02	at Baltimore	0	0	0	0	0.0	0	0	0	0
2010 totals:		2	0	2	0	0.0	0	0	0	0



2009 GAME-BY-GAME STATISTICS

DATE	OPP	TKL	SOLO	ASST	TFL	SACKS	FF	FR	INT	PD
09/13	vs. Denver					ps				
09/20	at Green Bay					ps				
09/27	vs. Pittsburgh					ps				
10/04	at Cleveland					ps				
10/11	at Baltimore	0	0	0	0	0.0	0	0	0	0
10/18	vs. Houston	0	0	0	0	0.0	0	0	0	0
10/25	vs. Chicago	0	0	0	0	0.0	0	0	0	0
BYE WEEK										
11/08	vs. Baltimore	0	0	0	0	0.0	0	0	0	0
11/15	at Pittsburgh	0	0	0	0	0.0	0	0	0	0
11/22	at Oakland	0	0	0	0	0.0	0	0	0	0
11/29	vs. Cleveland	0	0	0	0	0.0	0	0	0	0
12/06	vs. Detroit	0	0	0	0	0.0	0	0	0	0
12/13	at Minnesota	0	0	0	0	0.0	0	0	0	0
12/20	at San Diego	0	0	0	0	0.0	0	0	0	0
12/27	vs. Kansas City	0	0	0	0	0.0	0	0	0	0
01/03	at N.Y. Jets	0	0	0	0	0.0	0	0	0	0
2009 totals:		0	0	0	0	0.0	0	0	0	0

PLAYER BIOS

98

CHRIS SMITH

DEFENSIVE END

6-1 265 LBS.

ARKANSAS

BORN FEBRUARY 11, 1992

MOUNT ULLA, NORTH CAROLINA

ACQ: 5TH ROUND OF 2014 DRAFT (159TH)

EXP: 3RD YEAR



TRANSACTIONS

Originally drafted by Jacksonville in the fifth round (159th overall) of the 2014 draft

PRO (Games played/started - 19/0)

- Second-year DE was a fifth-round draft pick in 2014

2016 (w/ JAX - 6/0)

- **9/11 vs. G.B.:** Inactive
- **9/18 at S.D.:** Inactive
- **9/25 vs. BAL:** Inactive
- **10/2 vs. IND:** Recorded two solo tackles, 1.0 sack and a tackle for a loss in 14 defensive snaps played
- **10/16 at CHI:** Inactive
- **10/23 vs. OAK:** Inactive
- **10/27 at TEN:** Recorded two solo tackles
- **11/6 at K.C.:** Saw action at DE and on special teams
- **11/13 at HOU:** Inactive (eye)
- **11/20 at DET:** Inactive (eye)
- **11/27 at BUF:** Inactive (eye)
- **12/4 vs. DEN:** Saw action at DE and on special teams
- **12/11 vs. MIN:** Saw action at DE
- **12/18 at HOU:** Inactive
- **12/24 vs. TEN:** Recorded one snap at DE and saw action on special teams
- **1/1 at IND:** Inactive

2015 (w/ JAX - 6/0)

Saw action in six games at DT and totaled 10 tackles (eight solo), including one tackle for loss, one pass defensed and 0.5 sack

- **9/13 vs. CAR:** Made a career-high four solo tackles, including one tackle for loss and one pass defensed
- **9/20 vs. MIA:** Made two tackles (one solo)
- **9/27 at N.E.:** Recorded 0.5 sacks on Patriots QB Tom Brady

2014 (w/ JAX - 7/0)

Appeared in seven games as a rookie ... Finished with three sacks along with five tackles ... Made opening day roster but was waived on Sept. 13 and signed to practice squad on Sept. 15 ... Promoted to 53-man roster on Oct. 20

- **10/26 vs. MIA:** Made NFL debut and saw action on special teams
- **11/2 at CIN:** Split a sack with DE Ryan Davis on the Bengals first possession, the first sack of his career
- **11/23 at IND:** Sacked QB Andrew Luck in the first quarter and forced a fumble that was recovered by DT Sen'Derrick Marks
- **12/7 vs. HOU:** Split a sack with Marks on the Texans' first possession and had two QB hits
- **12/18 vs. TEN:** Totaled two solo tackles and one sack of QB Charlie Whitehurst

COLLEGE (at Arkansas, 2010-13)

- Four-year letterman
- Appeared in 43 games with 27 starts, 15 at strong-side DE and 12 on the weak-side
- Started final 24 games of his career
- Career totals include 122 tackles (64 solo), 21.5 sacks, 30.5 tackles for loss and 20 QB pressures
- One of five players in school history with 20-plus sacks
- Was enrolled in Fulbright College of Arts and Sciences

PERSONAL

- Son of Sherry and William Smith
- Attended West Rowan (Mount Ulla, N.C.) High School, where he played for head coach Scott Young
- Led team to back-to-back state championships including 30 straight victories
- Over his junior and senior season, compiled more than 200 tackles and 48 sacks
- Twitter handle is @98ChrisSmith

REGULAR SEASON CAREER STATISTICS

YEAR	TEAM	GP/GS	TKL	SOLO	ASST	TFL	SACKS	ST	FF	FR	INT	PD
2014	JAX	7/0	5	3	2	1	3.0	0	1	0	0	0
2015	JAX	6/0	10	8	2	1	0.5	0	0	0	0	1
2016	JAX	6/0	4	4	0	1	1.0	0	0	0	0	0
NFL totals: 3 yrs.		19/0	19	15	4	3	4.5	0	1	0	0	1

CAREER HIGHS

	GAME	SEASON
Tackles:	4 (9/13/15 vs. CAR)	10 (2015)
Sacks:	1.0 (three; last: 10/2/16 vs. IND)	3.0 (2014)
Forced fumbles:	1 (11/23/14 vs. IND)	1 (2014)
Passes defensed:	1 (9/13/15 vs. CAR)	1 (2015)

2016 GAME-BY-GAME STATISTICS

DATE	OPP	TKL	SOLO	ASST	TFL	SACKS	ST	FF	FR	INT	PD
09/11	vs. Green Bay					ina					
09/18	at San Diego					ina					
09/25	vs. Baltimore					ina					
10/02	vs. Indianapolis	2	2	0	1	1.0	0	0	0	0	0
BYE WEEK											
10/16	at Chicago					ina					
10/23	vs. Oakland					ina					
10/27	at Tennessee	2	2	0	0	0.0	0	0	0	0	0
11/06	at Kansas City	0	0	0	0	0.0	0	0	0	0	0
11/13	vs. Houston					ina					
11/20	at Detroit					ina					
11/27	at Buffalo					ina					
12/04	vs. Denver	0	0	0	0	0.0	0	0	0	0	0
12/11	vs. Minnesota	0	0	0	0	0.0	0	0	0	0	0
12/18	at Houston					ina					
12/24	vs. Tennessee	0	0	0	0	0.0	0	0	0	0	0
01/01	at Indianapolis					ina					
2016 totals:		4	4	0	1	1.0	0	0	0	0	0

2015 GAME-BY-GAME STATISTICS

DATE	OPP	TKL	SOLO	ASST	TFL	SACKS	ST	FF	FR	INT	PD
09/13	vs. Carolina	4	4	0	1	0.0	0	0	0	0	1
09/20	vs. Miami	2	1	1	0	0.0	0	0	0	0	0
09/27	at New England	1	0	1	0	0.5	0	0	0	0	0
10/04	at Indianapolis					ina					
10/11	at Tampa Bay					ina					
10/18	vs. Houston					ina					
10/25	vs. Buffalo					ina					
BYE WEEK											
11/08	at N.Y. Jets					ina					
11/15	at Baltimore					ina					
11/19	vs. Tennessee					ina					
11/29	vs. San Diego	1	1	0	0	0.0	0	0	0	0	0
12/06	at Tennessee					ina					
12/13	vs. Indianapolis	2	2	0	0	0.0	0	0	0	0	0
12/20	vs. Atlanta	0	0	0	0	0.0	0	0	0	0	0
12/27	at New Orleans					ina					
01/03	at Houston					ina					
2015 totals:		10	8	2	1	0.5	0	0	0	0	1

2014 GAME-BY-GAME STATISTICS

DATE	OPP	TKL	SOLO	ASST	TFL	SACKS	ST	FF	FR	INT	PD
09/07	at Philadelphia					ina					
09/14	at Washington					--					
09/21	vs. Indianapolis					ps					
09/28	at San Diego					ps					
10/05	vs. Pittsburgh					ps					
10/12	at Tennessee					ps					
10/19	vs. Cleveland					ps					
10/26	vs. Miami	0	0	0	0	0.0	0	0	0	0	0
11/02	at Cincinnati	1	0	1	0	0.5	0	0	0	0	0
11/09	vs. Dallas	0	0	0	0	0.0	0	0	0	0	0
BYE WEEK											
11/23	at Indianapolis	1	1	0	0	1.0	0	1	0	0	0
11/30	vs. N.Y. Giants					ina					
12/07	vs. Houston	1	0	1	0	0.5	0	0	0	0	0
12/14	at Baltimore	0	0	0	0	0.0	0	0	0	0	0
12/18	vs. Tennessee	2	2	0	1	1.0	0	0	0	0	0
01/03	at Houston					ina					
2014 totals:		5	3	2	1	3.0	0	1	0	0	0

PLAYER BIOS

50

TELVIN SMITH



LINEBACKER

6-3 215 LBS.

FLORIDA STATE

BORN APRIL 11, 1991

VALDOSTA, GEORGIA

ACQ: 5TH ROUND OF 2014 DRAFT (144TH)

EXP: 3RD YEAR

TRANSACTIONS

Originally drafted by Jacksonville in the fifth round (144th overall) of the 2014 draft

PRO (Games played/started - 46/40)

- Third-year LB was drafted in the fifth round from Florida State and has emerged as a starter at WLB
- Since becoming a full-time started in Week 12 in 2014, ranks second in the NFL with 309 tackles (240 solo)

2016 (w/ JAX - 16/16)

Set career highs and led the team with 14 tackles for loss ... Also set career highs with eight passes defended and two INTs

- **9/11 vs. G.B.:** Made his 25th career start at WLB and tallied eight tackles (six solo), including two tackles for loss
- **9/18 at S.D.:** Started at WLB and made nine tackles (seven solo), including two tackles for loss
- **9/25 vs. BAL:** Started at WLB and had seven tackles (six solo), including one tackle for a loss and two passes defended
- **10/2 vs. IND:** Recorded a team-high eight solo tackles and also had a tackle for a loss
- **10/16 at CHI:** Posted eight solo tackles, including one tackle for loss
- **10/23 vs. OAK:** Registered five tackles (four solo), including a season-high three tackles for loss
- **10/27 at TEN:** Recorded a team-high 15 tackles (10 solo) starting at WLB
- **11/6 at K.C.:** Had five solo tackles and one pass defended
- **11/13 vs. HOU:** Tied for the team-lead with six tackles (four solo)
- **11/20 at DET:** Started at WLB and led the team with eight tackles (seven solo), including one tackle for loss and one fumble recovery
- **11/27 at BUF:** Led the team with nine tackles (seven solo), including two tackles for loss
- **12/4 vs. DEN:** Tied for the team lead with six solo tackles, while also registering one sack, his first since recording two at Tennessee last season
- **12/11 vs. MIN:** Tallied two solo tackles, including one tackle for loss
- **12/18 at HOU:** Recorded eight tackles (six solo), one interception and one pass defended
- **12/24 vs. TEN:** Started at WLB and recorded five tackles (four solo)
- **1/1 at IND:** Started at WLB and recorded a team-high nine tackles (eight solo), one interception and two passes defended

2015 (w/ JAX - 14/14)

Played and started in 14 games at WLB in his second season with the Jaguars ... Finished second on the team with 128 tackles, the most in the NFL by a player in his first or second season ... Added seven passes defended, the second-most on the team

- **9/13 vs. CAR:** Recorded nine tackles (seven solo) and three tackles for loss
- **9/20 vs. MIA:** Led the team with nine tackles (six solo) and recorded one pass defended
- **9/27 at N.E.:** Recorded 11 tackles (seven solo) in team's road opener
- **10/4 at IND:** Made eight tackles (six solo) and 0.5 sacks
- **10/11 at T.B.:** Recorded 14 tackles (13 solo) and one tackle for loss
- **10/25 vs. BUF:** Made a team-high nine tackles (eight solo), including two tackles for loss and three passes defended ... Recorded his first career TD, intercepting QB **E.J. Manuel** and returning it 26 yards for the second-quarter score
- **11/8 at NYJ:** Made seven tackles (five solo), including two passes defended, one forced fumble and a tackle for loss
- **11/15 at BAL:** Led the team with 12 tackles (five solo)
- **12/6 at TEN:** Registered nine tackles (seven solo), two sacks, including one sack-fumble ... First Jaguars LB with multiple sacks in a single game since **Paul Posluszny** registered 2.0 sacks in Week 17 of the 2012 season and is just the sixth linebacker in franchise history to accomplish the feat, joining Posluszny, **Mike Peterson**, **Akin Ayodele**, **Kevin Hardy** (two games with multiple sacks) and **Brant Boyer** (two games with multiple sacks)
- **12/13 vs. IND:** Started at WLB and made nine tackles (eight solo), including one tackle for loss ... Added one pass defended

2014 (w/ JAX - 16/10)

Appeared in all 16 games and made 10 starts at LB ... Ranked second on team with 99 tackles (68 solo) and nine tackles for loss ... Had a team-high two fumble recoveries along with four passes defended, one QB hit and one forced fumble ... Ranked third among all NFL rookies in tackles

- **9/7 at PHI:** Made NFL debut and posted three solo tackles with one stop for loss
- **9/14 at WAS:** Produced four tackles (two solo) including his first career sack:

QB **Kirk Cousins** for an 11-yard loss in the fourth quarter

- **10/19 vs. CLE:** Named AFC Defensive Player of the Week after producing a sack/forced fumble, interception and two passes defended ... Registered a sack/forced fumble of QB **Brian Hoyer** in the third quarter and the ball was recovered by **Paul Posluszny** ... With 5:21 remaining in the game, Smith picked off Hoyer and returned it 15 yards to set up a Jaguars TD
- **11/23 at IND:** Started at LB and paced the team with 12 tackles (nine solo) along with two fumble recoveries and two tackles for loss ... Recovered an **Andrew Luck** fumble in the first quarter and a **Dan Herron** fumble in the second quarter
- **11/30 vs. NYG:** Started at LB and had double-digit tackles for the second straight game, finishing with 10 stops (eight solo)
- **12/18 vs. TEN:** Compiled a then career-high 15 tackles (10 solo) including one for loss
- **12/28 at HOU:** Registered a career-high 16 tackles (11 solo) in the season-finale

COLLEGE (at Florida State, 2010-13)

- Appeared in 54 games with 15 starts
- Totaled 214 tackles (139 solo) with seven sacks, 29 tackles for loss and six QB pressures
- Added four fumble recoveries and two forced fumbles
- Had 10 passes defended and four INTs, three returned for TDs
- Started all 14 games as a senior and tallied a team-high 90 tackles (61 solo), three INTs, 9.5 tackles for loss, two sacks, two fumble recoveries and four passes defended
- Recorded three INTs and tied the school single-season record with three returned for TDs
- First-team All-ACC selection by the league's coaches, ESPN.com and The Sporting News
- Majored in sports administration

PERSONAL

- Attended Lowndes High School in Georgia
- Received four-star ranking from Rivals.com and a three-star rating from Scout.com
- Super Prep All-State selection
- Registered 109 tackles (84 solo) as a senior with a pair of INTs
- Recorded 97 tackles, 16 tackles for loss and two INTs as a junior, leading team to Class 5A championship
- Played in the Georgia Athletic Coaches Association North/South All-Star Classic
- Twitter handle is @TelvinSmith_22



REGULAR SEASON CAREER STATISTICS

YEAR	TEAM	GP/GS	TKL	SOLO	ASST	TFL	SACKS	ST	FF	FR	PD	INT
2014	JAX	16/10	99	68	31	9	2.0	4	1	2	4	1
2015	JAX	14/14	128	99	29	13	2.5	0	2	0	7	1
2016	JAX	16/16	118	98	20	14	1.0	0	0	1	8	2
NFL totals: 3 yrs.		46/40	345	265	80	36	5.5	4	3	3	19	4



CAREER HIGHS

	GAME	SEASON
Tackles:	16 (12/28/14 at HOU)	128 (2015)
Tackles for loss:	3 (9/13/15 vs. CAR)	14 (2016)
Sacks:	2.0 (12/6/15 at TEN)	2.5 (2015)
Forced fumbles:	1 (three times; last: 12/6/15 at TEN)	2 (2015)
Fumble recoveries:	2 (11/23/14 at IND)	2 (2014)
Passes defended:	3 (10/25/15 vs. BUF)	8 (2016)
Interceptions:	1 (three times; last: 12/18/16 at HOU)	2 (2016)



2016 GAME-BY-GAME STATISTICS

DATE	GAME	TKL	SOLO	ASST	TFL	SACKS	ST	FF	FR	PD	INT
09/11	vs. Green Bay	8	6	2	2	0.0	0	0	0	0	0
09/18	at San Diego	9	7	2	2	0.0	0	0	0	0	0
09/25	vs. Baltimore	7	6	1	1	0.0	0	0	0	2	0
10/02	vs. Indianapolis	8	8	0	1	0.0	0	0	0	0	0
BYE WEEK											
10/16	at Chicago	8	8	0	1	0.0	0	0	0	1	0
10/23	vs. Oakland	5	4	1	3	0.0	0	0	0	0	0
10/27	at Tennessee	15	10	5	0	0.0	0	0	0	1	0
11/06	at Kansas City	5	5	0	0	0.0	0	0	0	1	0
11/13	vs. Houston	6	4	2	0	0.0	0	0	0	0	0
11/20	at Detroit	8	7	1	1	0.0	0	0	1	0	0
11/27	at Buffalo	9	7	2	2	0.0	0	0	0	0	0
12/04	vs. Denver	6	6	0	0	1.0	0	0	0	0	0
12/11	vs. Minnesota	2	2	0	1	0.0	0	0	0	0	0
12/18	at Houston	8	6	2	0	0.0	0	0	0	1	1
12/24	vs. Tennessee	5	4	1	0	0.0	0	0	0	0	0
01/01	at Indianapolis	9	8	1	0	0.0	0	0	0	2	1
2016 totals:		118	98	20	14	1.0	0	0	1	8	2

PLAYER BIOS



2015 GAME-BY-GAME STATISTICS

DATE	GAME	TKL	SOLO	ASST	TFL	SACKS	ST	FF	FR	PD	INT
09/13	vs. Carolina	9	7	2	3	0.0	0	0	0	0	0
09/20	vs. Miami	9	6	3	0	0.0	0	0	0	1	1
09/27	at New England	11	7	4	0	0.0	0	0	0	0	0
10/04	at Indianapolis	9	5	4	1	0.5	0	0	0	0	0
10/11	at Tampa Bay	14	13	1	1	0.0	0	0	0	0	0
10/18	vs. Houston	7	7	0	1	0.0	0	0	0	0	0
10/25	vs. Buffalo	9	8	1	2	0.0	0	0	0	3	1
	BYE WEEK										
11/08	at N.Y. Jets	8	6	2	1	0.0	0	1	0	2	0
11/15	at Baltimore	12	5	7	0	0.0	0	0	0	0	0
11/19	vs. Tennessee	9	8	1	1	0.0	0	0	0	0	0
11/29	vs. San Diego	7	6	1	0	0.0	0	0	0	0	0
12/06	at Tennessee	9	7	2	1	2.0	0	1	0	0	0
12/13	vs. Indianapolis	9	8	1	1	0.0	0	0	0	1	0
12/20	vs. Atlanta	6	6	0	1	0.0	0	0	0	0	0
12/27	at New Orleans					ina					
01/03	at Houston					ina					
2015 totals:		128	99	29	13	2.5	0	2	0	7	1




2014 GAME-BY-GAME STATISTICS

DATE	GAME	TKL	SOLO	ASST	TFL	SACKS	ST	FF	FR	PD	INT
09/07	at Philadelphia	3	3	0	1	0.0	0	0	0	0	0
09/14	at Washington	4	2	2	1	1.0	0	0	0	0	0
09/21	vs. Indianapolis	3	2	1	0	0.0	0	0	0	0	0
09/28	at San Diego	1	1	0	0	0.0	0	0	0	0	0
10/05	vs. Pittsburgh	4	2	2	0	0.0	0	0	0	0	0
10/12	at Tennessee	2	2	0	0	0.0	0	0	0	0	0
10/19	vs. Cleveland	4	3	1	1	1.0	0	1	0	2	1
10/26	vs. Miami	5	2	3	0	0.0	0	0	0	1	0
11/02	at Cincinnati	7	5	2	0	0.0	0	0	0	0	0
11/09	vs. Dallas	3	3	0	1	0.0	0	0	0	0	0
	BYE WEEK										
11/23	at Indianapolis	12	9	3	2	0.0	0	0	2	0	0
11/30	vs. N.Y. Giants	10	9	2	0	0.0	0	0	0	0	0
12/07	vs. Houston	5	4	1	2	0.0	0	0	0	1	0
12/14	at Baltimore	5	1	4	0	0.0	0	0	0	0	0
12/18	vs. Tennessee	15	10	5	1	0.0	0	0	0	0	0
12/28	at Houston	16	11	5	0	0.0	0	0	0	0	0
2014 totals:		99	68	31	9	2.0	0	1	2	4	1

PLAYER BIOS

87

NEAL STERLING



TIGHT END

6-4 257 LBS.

MONMOUTH

BORN JANUARY 14, 1992

BELMAR, NEW JERSEY

ACQ: 7TH ROUND OF 2015 DRAFT (220TH)

EXP: 2ND YEAR

TRANSACTIONS

Originally drafted by Jacksonville in the fifth round (144th overall) of the 2015 draft ... Waived on 9/5/15 ... Signed to the practice squad on 9/6/15 ... Promoted to the active roster on 10/20/15

PRO (Games played/started - 19/1)

- First player selected from Monmouth in Jaguars draft history
- Second player from Monmouth selected in the NFL Draft
- Switched from WR to TE prior to the 2016 season

2016 (w/ JAX - 10/1)

- **9/11 vs. G.B.:** Played 18 snaps on special teams
- **9/18 at S.D.:** Lined up at WR and saw action on special teams
- **9/25 vs. BAL.:** Contributed on special teams and lined up at WR
- **10/2 vs. IND:** Recorded his first career reception, a 10-yard pass from QB **Blake Bortles**
- **10/16 at CHI:** Inactive (foot)
- **10/23 vs. OAK:** Inactive for the second straight week
- **10/27 at TEN:** Inactive
- **11/6 at K.C.:** Inactive
- **11/13 vs. HOU:** Saw action on special teams
- **11/20 at DET:** Saw action on special teams
- **11/27 at BUF:** Saw action at TE, posting two receptions for 16 yards, and on special teams
- **12/4 vs. DEN:** Recorded career- and team-highs with five receptions for 43 yards (8.6 rec. avg.)
- **12/11 vs. MIN:** Earned his first career start at TE and had three receptions for 27 yards (9.0 rec. avg.)
- **12/18 at HOU:** Recorded one reception for 14 yards before suffering a concussion
- **12/24 vs. TEN:** Inactive (concussion)
- **1/1 at IND:** Inactive (concussion)

2015 (w/ JAX - 9/0)

- Spent the first six weeks of his rookie season on the practice squad before promotion to the active roster
- Played in nine games on special teams

COLLEGE (at Monmouth, 2010-14)

- Career totals include 212 receptions, 2,615 yards and 22 touchdowns in 43 career games
- Finished his career as the most decorated Monmouth wide receiver since Miles Austin, finishing in the top three in every Monmouth receiving record
- Became the school's all-time leader in receptions in Monmouth's second-to-last game of his senior season against top-ranked Coastal Carolina
- Majored in health studies and physical education

PERSONAL

- Played wide receiver and safety under coach Pete Cahill at Manasquan (N.J.) High School
- Helped lead the Warriors to a 9-3 record and a National-Division Championship
- Earned First Team All-Shore Conference, All-Monmouth County and All-Division honors at WR in 2009
- Member of National Honor Society
- Son of Michael and Tina Sterling

REGULAR SEASON CAREER STATISTICS

YEAR	TEAM	GP/GS	RECs	YDS	AVG.	LG	TD
2015	JAX	9/0	0	0	0.0	0	0
2016	JAX	10/1	12	110	9.2	17	0
2016 totals: 2 yrs.		19/1	12	110	9.2	17	0

2016 GAME-BY-GAME STATISTICS

DATE	OPP	RECs	YDS	AVG.	LG	TD
09/11	vs. Green Bay	0	0	0.0	0	0
09/18	at San Diego	0	0	0.0	0	0
09/25	vs. Baltimore	0	0	0.0	0	0
10/02	vs. Indianapolis	1	10	10.0	10	0
BYE WEEK						
10/16	at Chicago			ina		
10/23	vs. Oakland			ina		
10/27	at Tennessee			ina		
11/06	at Kansas City			ina		
11/13	vs. Houston	0	0	0.0	0	0
11/20	at Detroit	0	0	0.0	0	0
11/27	at Buffalo	2	16	8.0	10	0
12/04	vs. Denver	5	43	8.6	17	0
12/11	vs. Minnesota	3	27	9.0	13	0
12/18	at Houston	1	14	14.0	14	0
12/24	vs. Tennessee			ina		
01/01	at Indianapolis			ina		
2016 totals:		12	110	9.2	17	0

PLAYER BIOS

25 PEYTON THOMPSON

FREE SAFETY
5-10 184 LBS.
SAN JOSE STATE
BORN SEPTEMBER 26, 1990
ABILENE, TEXAS
ACQ: FREE AGENT 2014
EXP: 2ND YEAR



TRANSACTIONS

Originally signed by Atlanta as an undrafted rookie on 4/30/12 ... Waived on 8/31/12 ... Signed by Atlanta to the practice squad on 9/1/12 ... Signed by Atlanta to the 90-man roster on 1/21/13 ... Waived on 8/30/13 ... Signed by Washington to the practice squad on 11/26/13 ... Signed by Washington to the 90-man roster on 13/31/13 ... Waived on 8/9/14 ... Signed by Chicago on 8/18/14 ... Waived on 8/24/14 ... Signed by Jacksonville to the practice squad on 9/1/14 ... Signed to Jacksonville's active roster on 10/25/14 ... Waived on 11/11/14 ... Signed by Jacksonville to the practice squad on 11/12/14 ... Waived on 9/5/15 ... Signed by Jacksonville to the practice squad on 9/6/15 ... Activated to the 53-man active roster on 9/19/15

PRO (Games played/started - 32/0)

- Second-year CB has spent time with Atlanta, Washington, Chicago and Jacksonville
- Entered NFL as an undrafted rookie with the Falcons in 2012

2016 (w/ JAX - 15/0)

- **9/11 vs. G.B.:** Played 18 snaps on special teams in the team's season opener
- **9/18 at S.D.:** Saw action on special teams
- **9/25 vs. BAL:** Saw action on special teams
- **10/2 vs. IND:** Made one stop on special teams
- **10/16 at CHI:** Saw action on special teams
- **10/23 vs. OAK:** Saw action on special teams and assisted on one ST tackle
- **10/27 at TEN:** Saw action on special teams
- **11/6 at K.C.:** Saw action on special teams
- **11/13 vs. HOU:** Saw action on special teams
- **11/20 at DET:** Saw action at CB and made two tackles (one solo)
- **11/27 at BUF:** Led the team with three special teams tackles
- **12/4 vs. DEN:** Saw action on special teams
- **12/11 vs. MIN:** Inactive (ankle)
- **12/18 at HOU:** Saw action in relief of CB Aaron Colvin (ankle) and recorded three tackles (two solo)
- **12/24 vs. TEN:** Saw action on special teams and recorded one special teams tackle
- **1/1 at IND:** Saw action on special teams

2015 (w/ JAX - 15/0)

Played in 15 games after promotion from the practice squad after Week 1 ... Totaled eight tackles (six solo), one pass defended and 0.5 sacks

- **9/20 vs. MIA:** Made two solo tackles and recorded one pass defended in season debut
- **9/27 at N.E.:** Made two solo tackles at CB and FS and saw action on special teams
- **1/3 at HOU:** Saw action at CB and on special teams ... Tallied one tackle and 0.5 sacks

2014 (w/ JAX - 2/0)

Saw action in two games

- **11/2 at CIN:** Made his NFL debut

2013 (w/ WAS - ps)

Spent the offseason with the Atlanta Falcons before being released on Aug. 30 ... Signed to the Redskins' practice squad in Week 13

2012 (w/ ATL - ps)

Spent the season on the Atlanta's practice squad

COLLEGE (at San Jose State, 2008-11)

- Credited with 186 tackles (125 solo), 10.5 tackles for loss, seven interceptions, one sack, two forced fumbles, two fumble recoveries and 22 passes defended in his four seasons at San Jose State
- As a senior in 2011, played in all 13 games with 11 starts
- Shared the team lead with 10 pass break-ups and finished second on the team with two interceptions that year
- Also added 82 total tackles, which ranked third for the Spartans
- Graduated with a degree in sociology
- Twitter handle is @tattedNspatted

PERSONAL

- Attended Granite Bay (Calif.) High School, where he was a two-time Sacramento Bee honorable mention All-Metro
- Lettered in football and track
- Set a school record in the 400-yard dash (48.2 seconds)
- Native of Abilene, Texas

REGULAR SEASON CAREER STATISTICS

YEAR	TEAM	GP/GS	TKL	SOLO	ASST	SACKS	FF	FR	PD	INT
2014	JAX	2/0	0	0	0	0.0	0	0	0	0
2015	JAX	15/0	8	6	2	0.5	0	0	1	0
2016	JAX	15/0	5	3	2	0.0	0	0	0	0
Career totals:		3 yrs. 32/0	13	9	4	0.5	0	0	1	0

Additional statistics: five special teams tackles in 2015; six in 2016

CAREER HIGHS

	GAME	SEASON
Tackles:	3 (12/18/16 at HOU)	8 (2015)
Sacks:	0.5 (1/3/15 at HOU)	0.5 (2015)
Passes defended:	1 (9/20/15 vs. MIA)	1 (2015)

2016 GAME-BY-GAME STATISTICS

DATE	GAME	TKL	SOLO	ASST	SACKS	FF	FR	PD	INT	
09/11	vs. Green Bay	0	0	0	0.0	0	0	0	0	
09/18	at San Diego	0	0	0	0.0	0	0	0	0	
09/25	vs. Baltimore	0	0	0	0.0	0	0	0	0	
10/02	vs. Indianapolis	0	0	0	0.0	0	0	0	0	
BYE WEEK										
10/16	at Chicago	0	0	0	0.0	0	0	0	0	
10/23	vs. Oakland	0	0	0	0.0	0	0	0	0	
10/27	at Tennessee	0	0	0	0.0	0	0	0	0	
11/06	at Kansas City	0	0	0	0.0	0	0	0	0	
11/13	vs. Houston	0	0	0	0.0	0	0	0	0	
11/20	at Detroit	2	1	1	0.0	0	0	0	0	
11/27	at Buffalo	0	0	0	0.0	0	0	0	0	
12/04	vs. Denver	0	0	0	0.0	0	0	0	0	
12/11	vs. Minnesota									
12/18	at Houston	3	2	1	0.0	0	0	0	0	
12/24	vs. Tennessee	0	0	0	0.0	0	0	0	0	
01/01	at Indianapolis	0	0	0	0.0	0	0	0	0	
2016 totals:		5	3	2	0.0	0	0	0	0	

Additional statistics: six special teams tackles in 2016

2015 GAME-BY-GAME STATISTICS

DATE	GAME	TKL	SOLO	ASST	SACKS	FF	FR	PD	INT
09/13	vs. Carolina								
09/20	vs. Miami	2	2	0	0.0	0	0	1	0
09/27	at New England	2	2	0	0.0	0	0	0	0
10/04	at Indianapolis	1	0	1	0.0	0	0	0	0
10/11	at Tampa Bay	0	0	0	0.0	0	0	0	0
10/18	vs. Houston	0	0	0	0.0	0	0	0	0
10/25	vs. Buffalo	0	0	0	0.0	0	0	0	0
11/01	BYE WEEK								
11/08	at N.Y. Jets	1	1	0	0.0	0	0	0	0
11/15	at Baltimore	0	0	0	0.0	0	0	0	0
11/19	vs. Tennessee	0	0	0	0.0	0	0	0	0
11/29	vs. San Diego	0	0	0	0.0	0	0	0	0
12/06	at Tennessee	0	0	0	0.0	0	0	0	0
12/13	vs. Indianapolis	0	0	0	0.0	0	0	0	0
12/20	vs. Atlanta	1	1	0	0.0	0	0	0	0
12/27	at New Orleans	0	0	0	0.0	0	0	0	0
01/03	at Houston	1	0	1	0.5	0	0	0	0
2015 totals:		8	6	2	0.5	0	0	1	0

Additional statistics: five special teams tackles in 2015

PLAYER BIOS

46

CARSON TINKER

LONG SNAPPER

6-0 237 LBS.

ALABAMA

BORN NOVEMBER 15, 1989

MURFREESBORO, TENNESSEE

ACQ: ROOKIE FREE AGENT 2013

EXP: 4TH YEAR



- As a freshman, saw action in a 45-0 win over Chattanooga on homecoming
- Redshirted in 2008
- Majored in pre-business

PERSONAL

- Attended Riverdale (Tenn.) High School
- Led team to an 11-1 record as a senior
- Twitter handle is @carsontink

TRANSACTIONS

Originally signed by Jacksonville as an undrafted rookie on 4/27/13

PRO (Games played/started - 64/0)

- Fourth-year LS has played in all 63 games to begin his career
- Was originally signed as an undrafted rookie in 2013 and earned the job in the preseason
- Has 13 career special teams tackles

2016 (w/ JAX - 16/0)

Voted special teams captain by teammates

- **9/11 vs. G.B.:** Served as the long snapper in the team's season opener
- **9/18 at S.D.:** Served as the team's long snapper
- **9/25 vs. BAL:** Served as the team's long snapper
- **10/2 vs. IND:** Served as the team's long snapper
- **10/16 at CHI:** Served as the team's long snapper
- **10/23 vs. OAK:** Served as the team's long snapper
- **10/27 at TEN:** Served as the team's long snapper
- **11/6 at K.C.:** Served as the team's long snapper
- **11/13 vs. HOU:** Served as the team's long snapper
- **11/20 at DET:** Served as the team's long snapper
- **11/27 at BUF:** Served as the team's long snapper
- **12/4 vs. DEN:** Served as the team's long snapper
- **12/11 vs. MIN:** Served as the team's long snapper
- **12/18 at HOU:** Served as the team's long snapper
- **12/24 vs. TEN:** Served as the team's long snapper
- **1/1 at IND:** Served as the team's long snapper

2015 (w/ JAX - 16/0)

Served as the team's long snapper in all 16 games and finished second on the team with six special teams tackles

- **9/20 vs. MIA:** Served as the long snapper for P **Bryan Anger's** seven punts and K **Jason Myers'** three made field goals, including a 28-yard game-winner with 40 seconds remaining in the fourth quarter
- **11/8 at NYJ:** Served as the team's long snapper on two PATs, three FGs and five punts, and made one special teams tackle
- **11/15 at BAL:** Served as the team's long snapper on three made field goals from Myers, including the 53-yard game-winner with no time left on the clock
- **12/13 vs. TEN:** Served as the team's long snapper on seven extra points, five punts and one field goal ... Added a special teams tackle

2014 (w/ JAX - 16/0)

Played in all 16 games for the second consecutive season ... Totaled five special teams tackles

- **9/7 at PHI:** Led team with two special teams tackles in the season-opener
- **11/2 at CIN:** Had one special teams tackle
- **11/30 vs. NYG:** Totaled one special teams tackle
- **12/28 at HOU:** Had one special teams tackle

2013 (w/ JAX - 16/0)

Played in all 16 games as a rookie ... Won the LS job in the preseason ... Had two special teams tackles

- **9/8 vs. KC:** Made NFL debut and served as long snapper on franchise-record 11 punts
- **9/29 vs. IND:** Saw action as long snapper on special teams and made first career tackle
- **11/17 vs. ARI:** Had one special teams tackle
- **12/1 at CLE:** Had one special teams tackle on punt return in the first quarter

COLLEGE (at Alabama, 2008-12)

- Two-year letterman
- Appeared in 38 games at LS
- Started all 13 games as a senior and successfully completed 133 of 135 snapping attempts
- As a junior, handled both field goal/extra point duties and punt duties and successfully completed all 130 snapping opportunities (91 FG/PAT and 39 punts)
- As a sophomore, started all 13 games and was 121 of 123 on snapping opportunities (58 PAT, 40 punts and 24 FG)

PLAYER BIOS

81

BRYAN WALTERS

WIDE RECEIVER

6-0 192 LBS.

CORNELL

BORN NOVEMBER 4, 1987

BOTHELL, WASHINGTON

ACQ: FREE AGENT 2015

EXP: 5TH YEAR



TRANSACTIONS

Originally signed by San Diego as an undrafted rookie on 4/26/10 ... Waived on 8/5/10 ... Signed by San Diego to the practice squad on 12/1/10 ... Signed by San Diego to the 90-man roster on 1/12/11 ... Waived on 10/31/11 ... Signed by San Diego to the practice squad on 11/2/11 ... Promoted to the active roster on 11/5/11 ... Waived on 11/19/11 ... Signed by San Diego to the practice squad on 11/22/11 ... Promoted to the active roster on 11/26/11 ... Waived on 3/13/12 ... Signed by Minnesota on 4/2/12 ... Waived on 8/25/12 ... Signed by Seattle to the practice squad on 12/20/12 ... Signed by Seattle to the 90-man roster on 1/15/13 ... Waived on 8/31/13 ... Signed by Seattle to the practice squad on 9/2/13 ... Released from the practice squad on 9/21/13 ... Signed by Seattle to the practice squad on 9/23/13 ... Promoted to the active roster on 10/12/13 ... Waived on 11/9/13 ... Signed by Seattle to the practice squad on 11/12/13 ... Promoted to the active roster on 12/19/13 ... Waived on 8/30/14 ... Signed by Seattle to the active roster on 9/1/14 ... Waived on 11/1/14 ... Signed by Seattle to the active roster on 11/4/14 ... Signed by Jacksonville on 3/13/15 ... Waived on 9/19/15 ... Signed by Jacksonville on 9/22/15 ... Released on 9/24/16 ... Signed by Jacksonville on 9/26/16

PRO (Games played/started - 42/4, 4/0)

- WR and return specialist has spent time with San Diego, Minnesota and Seattle before signing with the Jaguars on March 13, 2015
- Has appeared in four postseason games, including Super Bowl XLIV, where he returned two punts for six yards

2016 (w/ JAX - 10/3)

Set a career high with two TD receptions

- 9/11 vs. G.B.: Inactive
- 9/18 at S.D.: Inactive
- 9/25 vs. BAL: Not on roster
- 10/2 vs. IND: Saw three snaps at WR and contributed on special teams
- 10/16 at CHI: Saw two snaps at WR and saw action on special teams
- 10/23 vs. OAK: Inactive
- 10/27 at TEN: Recorded two receptions for 14 yards and one touchdown
- 11/6 at K.C.: Posted four punt returns for 34 yards (8.5 avg.)
- 11/13 vs. HOU: Inactive (concussion)
- 11/20 at DET: Inactive (concussion)
- 11/27 at BUF: Lined up at WR and returned one punt for 14 yards
- 12/4 vs. DEN: Posted three receptions for 31 yards and returned four punts for 17 yards
- 12/11 vs. MIN: Earned his second career start and had four receptions for 31 yards, including a 14-yard TD reception in the third quarter
- 12/18 at HOU: Recorded two receptions for 26 yards and returned two punts for nine yards
- 12/24 vs. TEN: Started at WR and recorded five receptions for 45 yards and returned two punts for 10 yards.
- 1/1 at IND: Started at WR and recorded a team-high and tied his career-high with eight receptions for 84 yards (10.5 avg.) and returned two kickoffs for 39 yards

2015 (w/ JAX - 11/0)

Played in 11 games and set career highs with 32 receptions for 368 yards and one TD ... Caught 32 of 42 targets to lead the team in receptions per target (76.2 percent), which ranks fourth among NFL WRs

- 10/4 at IND: Made two catches for 27 yards (13.5 rec. avg.) and returned three punts for 17 yards (5.7 avg.)
- 10/18 vs. HOU: Recorded a career-high eight receptions for a career-best 87 yards (10.9 rec. avg.)
- 11/8 at NYJ: Had five catches for 54 yards (10.8 avg.) and his first career TD
- 11/15 at BAL: Had three receptions for 430 yards (11.3 rec. avg.) and had two punt returns for two yards (1.0 avg.)
- 11/19 vs. TEN: Had two receptions for 35 yards (17.5 rec. avg.) with a career-long 31-yard reception

2014 (w/ SEA - 13/0)

Saw action in a career-high 13 games ... Season totals include six receptions for 57 yards (9.5 rec. avg.) and one rush for -2 yards ... Appeared in all three postseason games

2013 (w/ SEA - 4/1)

Saw action in four games and made one start

- 12/29 vs. STL: Made his first career start

2012 (w/ SEA - ps)

Spent the final two weeks of the 2012 season on Seattle's practice squad

2011 (w/ S.D. - 4/0)

Appeared in four games

- 9/11 vs. MIA: Made his NFL debut and caught two passes for 21 yards and returned six punts for 38 yards (7.6 PR avg.)

2010 (w/ S.D. - ps)

Spent the final five weeks of the 2010 season on San Diego's practice squad

COLLEGE (at Cornell, 2007-10)

- Became the first player in school history to sign an NFL contract since Kevin Boothe (2006)
- Finished second in the Ivy League with 76.4 receiving yards per game and fifth in the conference with 5.0 receptions per game
- Caught six receiving TDs as a senior
- Second-team All-Ivy selection as a WR and return specialist
- Led the conference and finished fifth in the NCAA with 171.6 all-purpose yards per game, the second-highest in school history

PERSONAL

- Attended Juanita (Wash.) High School where he was a three-time all-league selection at WR and DB
- Team captain as a senior
- Set the school record for all-purpose yards, total offense in a season and completions and INTs in a game
- Named the team's Offensive MVP as a junior and the school's Most Valuable Player as a senior
- National Football Foundation Scholar-Athlete
- As a senior, completed 74 of 153 passes for 1,190 yards and 12 TDs, rushed for 596 yards and eight TDs
- Three-time all-league selection in baseball and two-year captain and all-league selection in basketball
- Son of Rob and Carol Walters
- Twitter handle is @BWalt19



REGULAR SEASON CAREER STATISTICS

YEAR	TEAM	GP/GS	RECEIVING				
			RECS	YDS	AVG.	LG	TD
2011	S.D.	4/0	3	27	9.0	13	0
2013	SEA	4/1	0	0	0.0	0	0
2014	SEA	13/0	6	57	9.5	17	0
2015	JAX	11/0	32	368	11.5	31	1
2016	JAX	10/3	24	231	9.6	23	2
NFL totals: 5 yrs.		42/4	65	683	10.5	31	3

YEAR	TEAM	GP/GS	PUNT RETURNS					
			NO	FC	YDS	AVG.	LG	TD
2011	S.D.	4/0	8	3	45	5.6	13	0
2013	SEA	4/1	0	0	0	0.0	0	0
2014	SEA	13/0	27	23	207	7.7	21	0
2015	JAX	11/0	8	7	30	3.8	14	0
2016	JAX	10/3	17	16	86	5.1	14	0
NFL totals: 5 yrs.		42/4	60	50	351	6.1	21	0

Additional statistics:

Rushing: one attempt for -2 yards in 2014

Passing: 0-for-1 in 2015

Kick return: four returns for 80 yards (20.0 avg.) in 2015; two returns for 43 yards (21.5 avg.) in 2014



POSTSEASON CAREER STATISTICS

YEAR	TEAM	GP/GS	RECEIVING				
			RECS	YDS	AVG.	LG	TD
2013	SEA	1/0	0	0	0.0	0	0
2014	SEA	3/0	0	0	0.0	0	0
NFL totals: 4 yrs.		4/0	0	0	0.0	0	0

YEAR	TEAM	GP/GS	PUNT RETURNS					
			NO	FC	YDS	AVG.	LG	TD
2013	SEA	1/0	0	0	0	0.0	0	0
2014	SEA	3/0	6	4	36	6.0	14	0
NFL totals: 4 yrs.		4/0	6	4	36	6.6	21	0

PLAYER BIOS

CAREER HIGHS

	GAME	SEASON
Receptions:	8 (two times; last 1/1/17 at IND)	32 (2015)
Receiving yards:	87 (10/18/15 vs. HOU)	368 (2015)
Longest reception:	31 (11/19/15 vs. TEN)	31 (2015)
Receiving touchdowns:	1 (three times; last: 12/11/16 vs. MIN)	2 (2016)
Punt returns:	5 (two times; last: 10/6/14 at WAS)	27 (2014)
Punt return yards:	54 (10/6/14 at WAS)	207 (2014)
Longest punt return:	21 (two times; last: 11/23/14 vs. ARI)	21 (2014)

2016 GAME-BY-GAME STATISTICS

DATE	GAME	RECEIVING			LG	TD
		RECs	YDS	AVG.		
09/11	vs. Green Bay		ina			
09/18	at San Diego		ina			
09/25	vs. Baltimore		--			
10/02	vs. Indianapolis	0	0	0.0	0	0
	BYE WEEK					
10/16	at Chicago	0	0	0.0	0	0
10/23	vs. Oakland		ina			
10/27	at Tennessee	2	14	7.0	7t	1
11/06	at Kansas City	0	0	0.0	0	0
11/13	vs. Houston		ina			
11/20	at Detroit		ina			
11/27	at Buffalo	0	0	0.0	0	0
12/04	vs. Denver	3	31	10.3	15	0
12/11	vs. Minnesota	4	31	7.8	14t	1
12/18	at Houston	2	26	13.0	15	0
12/24	vs. Tennessee	5	45	9.0	15	0
01/01	at Indianapolis	8	84	10.5	23	0
2016 totals:		24	231	9.6	23	2

DATE	GAME	PUNT RETURNS			LG	TD
		NO.	YDS	AVG.		
09/11	vs. Green Bay			ina		
09/18	at San Diego			ina		
09/25	vs. Baltimore		--			
10/02	vs. Indianapolis	0	0	0.0	0	0
	BYE WEEK					
10/16	at Chicago	1	0	0.0	0	0
10/23	vs. Oakland		ina			
10/27	at Tennessee	0	0	0.0	0	0
11/06	at Kansas City	4	34	8.5	12	0
11/13	vs. Houston		ina			
11/20	at Detroit		ina			
11/27	at Buffalo	1	14	14.0	14	0
12/04	vs. Denver	4	17	4.3	8	0
12/11	vs. Minnesota	1	4	4.0	4	0
12/18	at Houston	2	9	4.5	10	0
12/24	vs. Tennessee	2	10	10.0	10	0
01/01	at Indianapolis	2	-2	-1.0	0	0
2016 totals:		17	86	5.1	14	0

2015 GAME-BY-GAME STATISTICS

DATE	GAME	RECEIVING			LG	TD
		RECs	YDS	AVG.		
09/13	vs. Carolina	2	17	8.5	13	0
09/20	vs. Miami			--		
09/27	at New England	2	28	14.0	23	0
10/04	at Indianapolis	2	27	13.5	14	0
10/11	at Tampa Bay	4	64	16.0	24	0
10/18	vs. Houston	8	87	11.8	29	0
10/25	vs. Buffalo	1	5	5.0	5	0
	BYE WEEK					
11/08	at N.Y. Jets	5	54	10.8	20t	1
11/15	at Baltimore	3	29	9.7	17	0
11/19	vs. Tennessee	2	35	17.5	31	0
11/29	vs. San Diego	1	4	4.0	4	0
12/06	at Tennessee	2	18	9.0	12	0
12/13	vs. Indianapolis			ina		
12/20	vs. Atlanta			ina		
12/27	at New Orleans			ina		
01/03	at Houston			ina		
2015 totals:		32	368	11.5	31	1

DATE	GAME	PUNT RETURNS			LG	TD
		NO.	YDS	AVG.		
09/13	vs. Carolina	0	0	0.0	0	0
09/20	vs. Miami			--		
09/27	at New England	0	0	0.0	0	0
10/04	at Indianapolis	3	17	5.7	14	0
10/11	at Tampa Bay	1	0	0.0	0	0
10/18	vs. Houston	1	7	7.0	7	0
10/25	vs. Buffalo	0	0	0.0	0	0
	BYE WEEK					
11/08	at N.Y. Jets	0	0	0.0	0	0
11/15	at Baltimore	2	2	1.0	2	0
11/19	vs. Tennessee	0	0	0.0	0	0
11/29	vs. San Diego	0	0	0.0	0	0
12/06	at Tennessee	1	4	4.0	4	0
12/13	vs. Indianapolis			ina		
12/20	vs. Atlanta			ina		
12/27	at New Orleans			ina		
01/03	at Houston			ina		
2015 totals:		8	30	3.8	14	0

PLAYER BIOS



2014 GAME-BY-GAME STATISTICS

DATE	GAME	RECEIVING				
		RECS	YDS	AVG.	LG	TD
09/04	vs. Green Bay	0	0	0.0	0	0
09/14	at San Diego	2	17	8.5	17	0
09/21	vs. Denver	2	22	11.0	11	0
	BYE WEEK					
10/06	at Washington	0	0	0.0	0	0
10/12	vs. Dallas	1	5	5.0	5	0
10/19	at St. Louis	0	0	0.0	0	0
10/26	at Carolina			ina		
11/02	vs. Oakland			--		
11/09	vs. N.Y. Giants	0	0	0.0	0	0
11/16	at Kansas City	0	0	0.0	0	0
11/23	vs. Arizona	0	0	0.0	0	0
11/27	at San Francisco	0	0	0.0	0	0
12/07	at Philadelphia			ina		
12/14	vs. San Francisco	0	0	0.0	0	0
12/21	at Arizona	1	13	13.0	13	0
12/28	vs. St. Louis	0	0	0.0	0	0
2014 totals:		32	368	11.5	31	1
01/10	vs. Carolina	0	0	0.0	0	0
01/18	vs. Green Bay	0	0	0.0	0	0
02/01	vs. New England	0	0	0.0	0	0
Postseason totals:		0	0	0.0	0	0

DATE	GAME	PUNT RETURNS				
		NO.	YDS	AVG.	LG	TD
09/04	vs. Green Bay	0	0	0.0	0	0
09/14	at San Diego	0	0	0.0	0	0
09/21	vs. Denver	5	36	7.2	11	0
	BYE WEEK					
10/06	at Washington	5	54	10.8	21	0
10/12	vs. Dallas	0	0	0.0	0	0
10/19	at St. Louis	2	19	9.5	10	0
10/26	at Carolina			ina		
11/02	vs. Oakland			--		
11/09	vs. N.Y. Giants	2	1	0.5	2	0
11/16	at Kansas City	1	10	10.0	10	0
11/23	vs. Arizona	2	32	16.0	21	0
11/27	at San Francisco	4	29	7.3	13	0
12/07	at Philadelphia			ina		
12/14	vs. San Francisco	3	19	6.3	19	0
12/21	at Arizona	1	0	0.0	0	0
12/28	vs. St. Louis	2	7	3.5	4	0
2014 totals:		27	207	7.7	21	0
01/10	vs. Carolina	1	9	9.0	9	0
01/18	vs. Green Bay	3	21	7.0	14	0
02/01	vs. New England	2	6	3.0	6	0
Postseason totals:		6	36	6.0	14	0

PLAYER BIOS

12 TONY WASHINGTON

WIDE RECEIVER

5-11 195 LBS

APPALACHIAN STATE

BORN OCTOBER 18, 1990

HIGH POINT, NORTH CAROLINA

ACQ: FREE AGENT 2014

EXP: 2ND YEAR



TRANSACTIONS

Originally signed by Indianapolis as an undrafted rookie on 5/11/14 ... Waived on 8/25/14 ... Signed by Jacksonville to the practice squad on 9/1/14 ... Waived on 9/5/15 ... Signed by Jacksonville to the practice squad on 9/6/15 ... Promoted to the active roster on 9/26/15 ... Placed on injured reserve on 10/20/15 ... Waived/injured 8/31/16 ... Signed by Jacksonville to the practice squad on 11/10/16 ... Activated to the 53-man roster on 12/23/16.

PRO (Games played/started - 6/0)

Undrafted rookie WR has spent time with Indianapolis and Jacksonville and appeared in four games with the Jaguars in 2015

2016 (w/ JAX - 2/0)

Spent six weeks on Jacksonville's practice squad before promotion to the 53-man roster prior to the team's Week 16 game against Tennessee

- **12/24 vs. TEN:** Saw action at WR and on special teams
- **1/1 at IND:** Saw action at WR and recorded his first career catch, a nine-yard reception from QB **Blake Bortles**

2015 (w/ JAX - 4/0)

Spent the first two weeks of the season on the team's practice squad

- **9/27 at N.E.:** Made NFL debut, tallying one special teams tackle

2014 (w/ JAX - ps)

Originally signed by Indianapolis as an undrafted rookie free agent before being waived on Aug. 25 ... Signed by Jacksonville to the practice squad on Sept. 1

COLLEGE (at Appalachian State, 2010-13)

- Four-year letterman who played in 49 games and totaled 139 receptions for 1,837 yards and 10 TDs
- Ranked eighth in school history in receptions and receiving yards
- As a senior in 2013, led the SoCon with 939 receiving yards and added 64 receptions en route to first-team all-conference honors
- Ranked 11th in the NCAA with a 27.3-yard kick return average
- His 23.4-yard career kick return average ranks fifth in school history
- Graduated with a 3.80 grade point average
- Received degree in architectural design
- Earned a perfect 4.0 grade point average in the 2012 fall semester
- Winner of the architectural design department's portfolio competition in the spring of 2013

PERSONAL

- Attended T.W. Andrews (N.C.) High School where he played for coach Rodney McCoy
- Tallied 16 touchdowns in 12 games (eight receiving, five rushing, three kickoff returns) and also threw one touchdown pass
- Achieved a 4.6 grade point average in high school
- Son of Barbara and Michael Washington
- Full name is Michael Anthony Washington II
- Twitter handle is @Tony_TDUB

PLAYER BIOS

72

JOSH WELLS

OFFENSIVE TACKLE

6-6 306 LBS.

JAMES MADISON

BORN FEBRUARY 14, 1991

MECHANICSVILLE, VIRGINIA

ACQ: ROOKIE FREE AGENT 2014

EXP: 3RD YEAR



TRANSACTIONS

Originally signed by Jacksonville as an undrafted rookie on 5/14/14 ... Placed on injured reserve on 9/4/16 ... Activated to 53-man roster on 11/21/16

PRO (Games played/started - 17/0)

Third-year OL has contributed on special teams, LT, LG and RT

2016 (w/ JAX - 5/0)

Spent the first 11 weeks on the team's injured reserve list (thumb) before being activated to the 53-man roster prior Week 12

- **11/27 at BUF:** Made his 2016 debut on special teams
- **12/4 vs. DEN:** Saw action on special teams
- **12/11 vs. MIN:** Saw one snap at LT and saw action on special teams
- **12/18 at HOU:** Saw action at LG in relief of **Jeremiah Poutasi** ... Left the game with a shoulder injury and did not return
- **12/24 vs. TEN:** Dressed but did not play
- **1/1 at IND:** Saw action along the offensive line

2015 (w/ JAX - IR)

Placed on injured reserve on August 28 with a thumb injury

2014 (w/ JAX - 12/0)

One of three undrafted rookies to make opening day roster (**Tyler Shatley**, **Allen Hurns**) ... Played in 12 games as a rookie, primarily on special teams

- **9/21 at IND:** Made NFL debut on special teams
- **10/26 vs. MIA:** Inserted into the game in the first quarter for **Luke Joeckel** (concussion) at LT and played the remainder of the game
- **11/30 vs. NYG:** Inserted into the game in the second quarter for an injured **Austin Pasztor** at RT and played every snap

COLLEGE (at James Madison, 2009-13)

- Four-year letterman
- Started all 12 games as a senior in 2013 while serving as a team captain
- Two-time second-team All-CAA selection
- Saw action at TE and DL to fill-in for injury
- Majored in sports management

PERSONAL

- Four-year letterman at QB for Hanover (Mechanicsville, Va.) High School, where he threw for more than 4,000 yards and 28 TDs while rushing for 900 yards and five TDs
- First-team All-Capital District selection as a senior
- Two-year team captain
- Full name is Joshua Ryan Wells
- Twitter handle is @J_Wells72

PLAYER BIOS

47

JARROD WILSON



SAFETY

6-2 210 LBS.

MICHIGAN

BORN FEBRUARY 9, 1994

AKRON, OHIO

ACQ: FREE AGENT 2016

EXP: ROOKIE

TRANSACTIONS

Originally signed by Jacksonville as a rookie free agent on May 1, 2016

PRO (Games played/started - 16/0)

Made his NFL debut in Week 1 of the 2016 season

2016 (w/ JAX - 16/0)

- **9/11 vs. G.B.:** Made his NFL and Jaguars debut and played 12 snaps on special teams
- **9/18 at S.D.:** Played four snaps at SS and four snaps on special teams
- **9/25 vs. BAL:** Saw action on special teams
- **10/2 vs. IND:** Played one snap at safety and contributed on special teams
- **10/16 at CHI:** Saw one snap at SS and contributed on special teams
- **10/23 vs. OAK:** Saw action on special teams and on defense and led the team with four ST tackles (three solo)
- **10/27 at TEN:** Saw action on special teams and assisted on one special teams tackle
- **11/6 at K.C.:** Saw action on special teams
- **11/13 vs. HOU:** Saw three snaps at SS and registered one solo tackle ... Also saw action on special teams
- **11/20 at DET:** Saw action primarily on special teams
- **11/27 at BUF:** Saw action primarily on special teams
- **12/4 vs. DEN:** Played two snaps at safety and saw action on special teams
- **12/11 vs. MIN:** Saw nine snaps at SS and action on special teams, recording one special teams tackles
- **12/18 at HOU:** Saw action at FS in goal-line situations and recorded one solo tackle
- **12/24 vs. TEN:** Saw action on special teams
- **1/1 at IND:** Played two snaps at safety and saw action on special teams

COLLEGE (at Michigan, 2012-15)

- Four-year letterman
- Appeared in 48 games with 31 starts
- Career totals include 169 tackles, 4 tackles for loss, one forced fumble, one fumble recovery, four INTs and seven passes defended
- Named a 2015 All-Big Ten honorable mention
- As a senior in 2015, started all 13 games at safety
- As a junior in 2014, started 10 games at safety and totaled 50 tackles and one forced fumble
- Majored in general studies in the College of Literature, Science and the Arts

PERSONAL

- Attended Akron (Ohio) Buchtel High School where he played for former Michigan RB Ricky Powers
- Registered 71 tackles and three INTs, including one pick-six, as a senior in 2011 en route to first-team All-State honors
- Also lettered in basketball
- His uncle, Dave Young, played at Purdue and for the Baltimore Colts

REGULAR SEASON CAREER STATISTICS

YEAR	TEAM	GP/GS	TKL	SOLO	ASST	SACKS	FF	FR	PD	INT
2016	JAX	16/0	2	2	0	0.0	0	0	0	0
Career totals: 1 yr. 16/0			2	2	0	0.0	0	0	0	0

2016 GAME-BY-GAME STATISTICS

DATE	GAME	TKL	SOLO	ASST	SACKS	FF	FR	PD	INT	
09/11	vs. Green Bay	0	0	0	0.0	0	0	0	0	
09/18	at San Diego	0	0	0	0.0	0	0	0	0	
09/25	vs. Baltimore	0	0	0	0.0	0	0	0	0	
10/02	vs. Indianapolis	0	0	0	0.0	0	0	0	0	
BYE WEEK										
10/16	at Chicago	0	0	0	0.0	0	0	0	0	
10/23	vs. Oakland	0	0	0	0.0	0	0	0	0	
10/27	at Tennessee	0	0	0	0.0	0	0	0	0	
11/06	at Kansas City	0	0	0	0.0	0	0	0	0	
11/13	vs. Houston	1	1	0	0.0	0	0	0	0	
11/20	at Detroit	0	0	0	0.0	0	0	0	0	
11/27	at Buffalo	0	0	0	0.0	0	0	0	0	
12/04	vs. Denver	0	0	0	0.0	0	0	0	0	
12/11	vs. Minnesota	0	0	0	0.0	0	0	0	0	
12/18	at Houston	1	1	0	0.0	0	0	0	0	
12/24	vs. Tennessee	0	0	0	0.0	0	0	0	0	
01/01	at Indianapolis	0	0	0	0.0	0	0	0	0	
2016 totals:		2	2	0	0.0	0	0	0	0	

Additional statistics: six special teams tackles in 2016

PLAYER BIOS

6

SHANE WYNN

WIDE RECEIVER

5-6 168 LBS.


INDIANA

BORN NOVEMBER 15, 1992

CLEVELAND, OHIO

ACQ: FREE AGENT 2016

EXP: 1ST YEAR



TRANSACTIONS

• Originally signed with Atlanta as an undrafted rookie on 5/6/15 ... Waived by Atlanta on 6/18/15 ... Claimed off waivers by Cleveland on 6/19/15 ... Waived by Cleveland on 8/31/15 ... Signed by New York Jets to the practice squad on 11/4/15 ... Released from the practice squad on 11/16/15 ... Signed by San Diego to the practice squad on 12/2/15 ... Released from practice squad on 12/11/15 ... Signed as a free agent with New Orleans on 1/7/16 ... Waived by New Orleans on 5/16/16 ... Signed as a free agent with Jacksonville on 6/16/16

PRO (Games played/started - 5/0)

Made his NFL debut in Week 13 of the 2016 season

2016 (w/ JAX - 5/0)

Spent the first 12 weeks on the team's practice squad before being activated to the 53-man roster prior Week 13

- **12/4 vs. DEN:** Made his NFL debut and rushed twice for five yards
- **12/11 vs. MIN:** Posted his first career reception, a 19-yard completion in the fourth quarter
- **12/18 at HOU:** Registered one snap at WR
- **12/24 vs. TEN:** Saw action at WR
- **1/1 at IND:** Saw action at WR

COLLEGE (at Indiana, 2011-14)

- Played in 48 career games at Indiana
- Finished his career tied for second in receptions (189), seventh in receiving yards (2,189) and tied for third in receiving touchdowns (20) in school history, as well as third in kick return yards (1,854), fourth in all-purpose yards (4,429) and tied for eighth in total touchdowns (25)
- Named All-Big Ten Honorable Mention in his senior year (2014)

HIGH SCHOOL

- Attended Glenville High School (Cleveland, Ohio)
- Also ran track, where he was member of state champion indoor 4x200-meter relay and indoor 4x400-meter teams in 2009 and 2010

REGULAR SEASON CAREER STATISTICS

YEAR	TEAM	GP/GS	RUSHING					RECEIVING				
			NO	YDS	AVG	LG	TD	NO	YDS	AVG	LG	TD
2016	JAX	5/0	2	5	2.5	7	0	1	19	19.0	19	0
NFL totals: 1 yr.		5/0	2	5	2.5	7	0	1	19	19.0	19	0

2016 GAME-BY-GAME STATISTICS

DATE	GAME	RUSHING					RECEIVING				
		NO	YDS	AVG	LG	TD	NO	YDS	AVG	LG	TD
09/11	vs. Green Bay										ps
09/18	at San Diego										ps
09/25	vs. Baltimore										ps
10/02	vs. Indianapolis										ps
	BYE WEEK										
10/16	at Chicago										ps
10/23	vs. Oakland										ps
10/27	at Tennessee										ps
11/06	at Kansas City										ps
11/13	vs. Houston										ps
11/20	at Detroit										ps
11/27	at Buffalo										ps
12/04	vs. Denver	2	5	2.5	7	0	0	0	0.0	0	0
12/11	vs. Minnesota	0	0	0.0	0	0	1	19	19.0	19	0
12/18	at Houston	0	0	0.0	0	0	0	0	0.0	0	0
12/24	vs. Tennessee	0	0	0.0	0	0	0	0	0.0	0	0
01/01	at Indianapolis	0	0	0.0	0	0	0	0	0.0	0	0
2016 totals:		2	5	2.5	7	0	1	19	19.0	19	0



INJURED RESERVE
2016 SEASON IN REVIEW

PLAYER BIOS

96

MICHAEL BENNETT



DEFENSIVE TACKLE

6-2 287 LBS.

OHIO STATE

BORN FEBRUARY 24, 1993

CENTERVILLE, OHIO

ACQ: 6TH ROUND OF 2015 DRAFT (180TH)

EXP: 2ND YEAR

TRANSACTIONS

Originally drafted by Jacksonville in the sixth round (180th overall) of the 2015 NFL draft on 5/2/15 ... Placed on injured reserve on 9/2/16

PRO (Games played/started - 13/0)

• Played in 13 games during his rookie season and has amassed 10 tackles (seven solo), one tackle for loss and 0.5 sacks

2016 (w/ JAX - IR)

• Spent the season on injured reserve

2015 (w/ JAX - 13/0)

- Saw action in 13 games as part of the team's DL rotation
- Totaled 10 tackles (seven solo), including one tackle for loss and 0.5 sacks
 - **9/13 vs. CAR:** Recorded one tackle in NFL debut
 - **10/11 at T.B.:** Played at DT, recording two tackles (two solo), and was active on special teams
 - **10/18 vs. HOU:** Saw action at DT and on special teams, recording two tackles and was credited with his first career 0.5 sacks
 - **12/13 vs. IND:** Saw action at DT, making two tackles (two solo), and on special teams
 - **12/20 vs. ATL:** Saw action at DT, making one tackle (one solo) and his first career tackle for loss, and on special teams

COLLEGE (at Ohio State, 2011-14)

- Played in 49 career games with 28 starts
- Recorded 110 career tackles and 31.5 TFLs
- His 18 career QB sacks is tied for eighth all-time at Ohio State

PERSONAL

- Attended Centerville High School
- First-team Division I All-Ohio performer
- Played in the U.S. Army All-American Bowl
- Two-time GWOC player of the year
- Also competed in track and field
- Son of Connie and Mike Bennett who each graduated from the U.S. Military Academy at West Point
- Twitter handle is @mike96bennett

REGULAR SEASON CAREER STATISTICS

YEAR	TEAM	GP/GS	TKL	SOLO	ASST	ST	SACKS	FF	FR	PD	TFL
2015	JAX	13/0	10	7	3	0	0.5	0	0	0	1
2016	JAX					IR					
NFL totals: 1 yr.		13/0	10	7	3	0	0.5	0	0	0	1

CAREER HIGHS

	GAME	SEASON
Tackles:	2 (three times, last: 12/13/15 vs. IND)	10 (2015)
Sacks:	0.5 (10/18/15 vs. HOU)	0.5 (2015)
Tackles for loss:	1 (12/20/15 vs. ATL)	1 (2015)

2015 GAME-BY-GAME STATISTICS

DATE	OPP	TKL	SOLO	ASST	ST	SACKS	FF	FR	PD	TFL
09/13	vs. Carolina	1	0	1	0	0.0	0	0	0	0
09/20	vs. Miami	0	0	0	0	0.0	0	0	0	0
09/27	at New England	0	0	0	0	0.0	0	0	0	0
10/04	at Indianapolis	0	0	0	0	0.0	0	0	0	0
10/11	at Tampa Bay	2	2	0	0	0.0	0	0	0	0
10/18	vs. Houston	2	0	2	0	0.5	0	0	0	0
10/25	vs. Buffalo	0	0	0	0	0.0	0	0	0	0
	BYE WEEK									
11/08	at N.Y. Jets	1	1	0	0	0.0	0	0	0	0
11/15	at Baltimore					ina				
11/19	vs. Tennessee					ina				
11/29	vs. San Diego					ina				
12/06	at Tennessee	0	0	0	0	0.0	0	0	0	0
12/13	vs. Indianapolis	2	2	0	0	0.0	0	0	0	0
12/20	vs. Atlanta	1	1	0	0	0.0	0	0	0	1
12/27	at New Orleans	1	1	0	0	0.0	0	0	0	0
01/03	at Houston	0	0	0	0	0.0	0	0	0	0
2015 totals:		10	7	3	0	0.5	0	0	0	1

PLAYER BIOS

22

AARON COLVIN



CORNERBACK

6-0 193 LBS.

OKLAHOMA

BORN OCTOBER 2, 1991

TULSA, OKLAHOMA

ACQ: 4TH ROUND OF 2014 DRAFT (114TH)

EXP: 3RD YEAR

TRANSACTIONS

Originally drafted by Jacksonville in the fourth round (114th overall) of the 2014 draft ... Placed on injured reserve on 12/23/16

PRO (Games played/started - 32/20)

- Since 2015, his 5.0 sacks are most in the NFL by a CB and tied for the most by a defensive back (K.C.'s **Ron Parker**)
- Began rookie season on reserve/physically unable to perform list after suffering an ACL injury while playing for the Jaguars coaching staff on the South squad at the Senior Bowl in 2014

2016 (w/ JAX - 10/4)

Missed the first four games of the season on the Reserve/Suspended by the Commissioner list

- **10/16 at CHI:** Made his season debut, posting five solo tackles, including one tackle for loss
- **10/23 vs. OAK:** Tallied three solo tackles at CB
- **10/27 at TEN:** Started at LCB and made two tackles (one solo)
- **11/6 at K.C.:** Saw action at CB and made seven tackles (five solo)
- **11/13 vs. HOU:** Saw action at CB and registered a seven-yard sack
- **11/20 at DET:** Started at CB and recorded two solo tackles before exiting the game with a concussion
- **11/27 at BUF:** Saw action at CB and on special teams
- **12/4 vs. DEN:** Saw action at CB and made one solo tackle
- **12/11 vs. MIN:** Started at CB and made one tackle
- **12/18 at HOU:** Started at CB before exiting the game with an ankle jersey

2015 (w/ JAX - 16/15)

Started in 15 of 16 games at RCB, totaling 73 tackles (60 solo), seven passes defensed, six tackles for loss and 4.0 sacks ... His 4.0 sacks are the most by an NFL DB since **Roman Harper's** 7.5 sacks in 2011 and the most by a Jaguars DB since **Aaron Beasley's** 5.0 sacks in 2000 (Colvin's 4.0 sacks are the second-most by a Jaguars DB in franchise history)

- **9/20 vs. MIA:** Made six tackles (five solo)
- **10/4 at IND:** Started at RCB, recording six tackles (five solo), including two tackles for loss, and his first career sack
- **10/11 at T.B.:** Started at RCB, tallying five tackles (five solo) and one sack
- **10/25 vs. BUF:** Made six tackles (six solo), including a sack-fumble that DE **Chris Clemons** returned for a TD ... Recorded the game-clinching PBU with 57 seconds remaining in the game to force a turnover on downs
- **11/8 at NYJ:** Made a season-high eight tackles (four solo), including one tackle for loss
- **11/19 vs. TEN:** Started at RCB, making seven tackles (seven solo), three passes defensed and one sack
- **12/27 at N.O.:** Started at RCB and made a season-high nine tackles (five solo)

2014 (w/ JAX - 6/1)

Saw action in six games as a rookie and totaled 25 tackles (21 solo), two passes defensed, two QB hits and one fumble recovery ... Placed on the reserve/physically unable to perform list on Aug. 26 and was activated to 53-man roster on Nov. 11

- **11/23 at IND:** Made NFL debut and saw action at CB and on special teams ... Finished with one solo tackle
- **11/30 vs. NYG:** Saw extensive action at CB ... Scored a TD on a 41-yard fumble return in the fourth quarter, his first career score ... It marked the fifth-longest fumble recovery for a touchdown in team history and longest since 2007 (77 yards, Daryl Smith, Oct. 14 vs. Houston)
- **12/7 vs. HOU:** Registered five tackles (four solo) and added one special teams tackle
- **12/18 vs. TEN:** Posted a career-high seven solo tackles and one pass defensed

COLLEGE (at Oklahoma, 2010-13)

- Four-year letterman
- Appeared in 50 games with 36 starts
- Career totals include 234 tackles (170 solo), 15 tackles for a loss, 3.5 sacks, five INTs, one forced fumble, three fumble recoveries and 23 passes defensed
- Started 35 of his last 36 games
- Named a semifinalist for the Thorpe Award as a senior, given to the top defensive back in college football
- Was All-Big 12 first-team selection by coaches, AP and the San Antonio Express-News
- Majored in communications

PERSONAL

- Attended Owasso (Okla.) High School
- Son of Bryant and Lisa Colvin
- Twitter handle is @AColvin_22

REGULAR SEASON CAREER STATISTICS

YEAR	TEAM	GP/GS	TKL	SOLO	ASST	SACKS	FF	FR	PD	INT
2014	JAX	6/1	25	21	4	0.0	0	1	2	0
2015	JAX	16/15	73	60	13	4.0	1	0	7	0
2016	JAX	10/4	22	18	4	1.0	0	0	0	0
NFL totals: 3 yrs.		33/20	120	99	21	5.0	1	1	9	0

CAREER HIGHS

	GAME	SEASON
Tackles:	8 (11/8/15 at NYJ)	73 (2015)
Sacks:	1.0 (five times, last: 11/13/16 vs. HOU)	4.0 (2016)
Passes defensed:	3 (11/19/15 vs. TEN)	7 (2015)
Forced fumbles:	1 (10/25/15 vs. BUF)	1 (2015)
Fumble recoveries:	1 (11/30/14 vs. NYG)	1 (2014)

2016 GAME-BY-GAME STATISTICS

DATE	OPP	TKL	SOLO	ASST	SACKS	FF	FR	PD	INT	
09/11	vs. Green Bay				--					
09/18	at San Diego				--					
09/25	vs. Baltimore				--					
10/02	vs. Indianapolis				--					
BYE WEEK										
10/16	at Chicago	5	5	0	0.0	0	0	0	0	
10/23	vs. Oakland	3	3	0	0.0	0	0	0	0	
10/27	at Tennessee	2	1	1	0.0	0	0	0	0	
11/06	Kansas City	7	5	2	0.0	0	0	0	0	
11/13	vs. Houston	1	1	0	1.0	0	0	0	0	
11/20	at Detroit	2	2	0	0.0	0	0	0	0	
11/27	at Buffalo	0	0	0	0.0	0	0	0	0	
12/04	vs. Denver	1	1	0	0.0	0	0	0	0	
12/11	vs. Minnesota	1	0	1	0.0	0	0	0	0	
12/18	at Houston	0	0	0	0.0	0	0	0	0	
12/24	vs. Tennessee				IR					
01/01	at Indianapolis				IR					
2016 totals:		22	18	4	1.0	0	0	0	0	

2015 GAME-BY-GAME STATISTICS

DATE	OPP	TKL	SOLO	ASST	SACKS	FF	FR	PD	INT	
09/13	vs. Carolina	2	1	1	0.0	0	0	0	0	
09/20	vs. Miami	6	5	1	0.0	0	0	0	0	
09/27	at New England	2	2	0	0.0	0	0	0	0	
10/04	at Indianapolis	6	5	1	1.0	0	0	0	0	
10/11	at Tampa Bay	6	5	1	1.0	0	0	0	0	
10/18	vs. Houston	4	4	0	0.0	0	0	0	0	
10/25	vs. Buffalo	6	6	0	1.0	1	0	1	0	
BYE WEEK										
11/08	at N.Y. Jets	8	4	4	0.0	0	0	0	0	
11/15	at Baltimore	4	3	1	0.0	0	0	0	0	
11/19	vs. Tennessee	7	7	0	1.0	0	0	3	0	
11/29	vs. San Diego	3	3	0	0.0	0	0	1	0	
12/06	at Tennessee	0	0	0	0.0	0	0	1	0	
12/13	vs. Indianapolis	2	2	0	0.0	0	0	0	0	
12/20	vs. Atlanta	3	3	0	0.0	0	0	0	0	
12/27	at New Orleans	9	5	4	0.0	0	0	0	0	
01/03	at Houston	5	4	1	0.0	0	0	1	0	
2015 totals:		73	60	13	4.0	1	0	7	0	

2014 GAME-BY-GAME STATISTICS

DATE	OPP	TKL	SOLO	ASST	SACKS	FF	FR	PD	INT	
09/07	at Philadelphia				PUP					
09/14	at Washington				PUP					
09/21	vs. Indianapolis				PUP					
09/28	at San Diego				PUP					
10/05	vs. Pittsburgh				PUP					
10/12	at Tennessee				PUP					
10/19	vs. Cleveland				PUP					
10/26	vs. Miami				PUP					
11/02	at Cincinnati				PUP					
11/09	vs. Dallas				PUP					
BYE WEEK										
11/23	at Indianapolis	1	1	0	0.0	0	0	0	0	
11/30	vs. N.Y. Giants	4	3	1	0.0	0	1	1	0	
12/07	vs. Houston	5	4	1	0.0	0	0	0	0	
12/14	at Baltimore	4	3	1	0.0	0	0	0	0	
12/18	vs. Tennessee	7	7	0	0.0	0	0	1	0	
12/28	at Houston	4	3	1	0.0	0	0	0	0	
2014 totals:		25	21	4	0.0	0	1	2	0	

PLAYER BIOS

13 RASHAD GREENE SR.

WIDE RECEIVER
5-11 186 LBS.
FLORIDA STATE
BORN SEPTEMBER 23, 1992
ALBANY, GEORGIA
ACQ: 5TH ROUND OF 2015 DRAFT (139TH)
EXP: 2ND YEAR



TRANSACTIONS

Originally drafted by Jacksonville in the fifth round (139th overall) of the 2015 draft ... Placed on reserve/injured-designated to return ... Activated to 53-man roster on 11/18/15 ... Placed on injured reserve on 12/3/16

PRO (Games played/started - 17/0)

• Second-year WR has also seen action as the team's punt returner

2016 (w/ JAX - 8/0)

- **9/11 vs. G.B.:** Had one catch for nine yards and one punt return for 14 yards
- **9/18 at S.D.:** Recorded one reception for seven yards and two punt returns for nine yards
- **9/25 vs. BAL:** Returned five punts for 51 yards (10.2 avg.), with a season-long 42-yard return
- **10/2 vs. IND:** Had one reception for eight yards and two punt returns for 12 yards
- **10/16 at CHI:** Inactive (achilles)
- **10/23 vs. OAK:** Had two receptions for eight yards and five punt returns for 20 yards
- **10/27 at TEN:** Inactive
- **11/6 at K.C.:** Inactive
- **11/13 vs. HOU:** Returned two punts for 11 yards
- **11/20 at DET:** Returned two punts for three yards
- **11/27 at BUF:** Returned two punts for 10 yards

2015 (w/ JAX - 9/0)

Appeared in nine games during rookie season and recorded 19 receptions for 93 yards (4.9 avg.) and two TDs ... Registered 18 punt returns for 301 yards (16.7 avg.) and one TD ... His 16.7 average set a single season punt return average record (min. 15 attempts)

- **9/13 vs. CAR:** Made his NFL debut and had a team-high seven receptions for 28 yards (4.0 avg.) and recorded first NFL TD on a six-yard reception in the second quarter
- **11/19 vs. TEN:** Returned from IR-designated return list and had one reception for two yards (2.0 rec. avg.) ... Returned two punts for 76 yards (38.0 avg.), including a 63-yard return (sixth-longest in franchise history) in the fourth quarter to set up the team's game-winning touchdown
- **12/6 at TEN:** Had two receptions for 15 yards (7.5 rec. avg.) and his second career TD ... Posted one punt return for 14 yards
- **12/13 vs. IND:** Recorded one reception for 18 yards ... Returned two punts, including a 73-yard runback for a touchdown in the third quarter, the fourth-longest punt return in franchise history and the first punt returned for a TD since 2010 (**Mike Thomas**, 12/18/10 at Indianapolis)

COLLEGE (at Florida State, 2011-14)

- Four-year letterman who made 43 career starts
- Two-time first-team All-ACC Selection as a junior and senior
- Holds school record for career receptions (270), career receiving yards (3,830) and consecutive games with a reception (43)
- His 3,830 career receiving yards are the most in ACC history
- Recorded 29 career receiving TDs

PERSONAL

- Attended national powerhouse St. Thomas Aquinas (Fort Lauderdale, Fla.) High School where he played for head coach George Smith
- Ranked as a four-star WR and the No. 10 WR by Scout.com, No. 20 by 247Sports and No. 29 by Rivals.com
- Totaled 43 receptions for 943 yards (21.9 yards per catch) with 13 TDs as a senior
- Caught six passes for 148 yards and two TDs in the 2010 Class 5A State title game -- including a title-clinching 74-yard pass in the fourth quarter as St. Thomas Aquinas defeated Tampa Plant 29-7 and finished with a No. 3 national ranking
- Also starred as a standout on the team's track & field team
- Twitter handle is @RG80_

REGULAR SEASON CAREER STATISTICS

RECEIVING

YEAR	TEAM	GP/GS	RECs	YDS	AVG.	LG	TD
2015	JAX	9/0	19	93	4.9	18	2
2016	JAX	8/0	5	32	6.4	9	0
NFL totals: 2 yrs.		17/0	24	125	5.2	18	2

PUNT RETURNS

YEAR	TEAM	GP/GS	NO	FC	YDS	AVG.	LG	TD
2015	JAX	9/0	18	8	301	16.7	73t	1
2016	JAX	8/0	21	3	131	6.3	42	0
NFL totals: 2 yrs.		17/0	39	13	431	11.0	73t	1

CAREER HIGHS

	GAME	SEASON
Receptions:	7 (9/13/15 vs. CAR)	19 (2015)
Receiving yards:	28 (9/13/15 vs. CAR)	93 (2015)
Receiving touchdowns:	1 (two times, last: 12/6/15 at TEN)	2 (2015)
Longest reception:	18 (12/13/15 vs. IND)	18 (2015)
Punt returns:	5 (9/25/16 vs. BAL)	18 (2015)
Punt return yards:	76 (11/19/15 vs. TEN)	301 (2015)
Punt return touchdowns:	1 (12/13/15 vs. IND)	1 (2015)
Longest punt return:	73t (12/13/15 vs. IND)	73t (2015)

2016 GAME-BY-GAME STATISTICS

RECEIVING

DATE	OPP	RECs	YDS	AVG.	LG	TD
09/11	vs. Green Bay	1	9	9.0	9	0
09/18	at San Diego	1	7	7.0	7	0
09/25	vs. Baltimore	0	0	0.0	0	0
10/02	vs. Indianapolis	1	8	8.0	8	0
BYE WEEK						
10/16	at Chicago			ina		
10/23	vs. Oakland	2	8	4.0	5	0
10/27	at Tennessee			ina		
11/06	at Kansas City			ina		
11/13	vs. Houston	0	0	0.0	0	0
11/20	at Detroit	0	0	0.0	0	0
11/27	at Buffalo	0	0	0.0	0	0
12/04	vs. Denver			IR		
12/11	vs. Minnesota			IR		
12/18	at Houston			IR		
12/24	vs. Tennessee			IR		
01/01	at Indianapolis			IR		
2016 totals:		5	32	6.4	9	0

PUNT RETURN

DATE	OPP	NO.	YDS	AVG.	LG	TD
09/11	vs. Green Bay	1	14	14.0	14	0
09/18	at San Diego	2	9	4.5	8	0
09/25	vs. Baltimore	5	51	10.2	42	0
10/02	vs. Indianapolis	2	12	6.0	12	0
BYE WEEK						
10/16	at Chicago			ina		
10/23	vs. Oakland	5	20	4.0	8	0
10/27	at Tennessee			ina		
11/06	at Kansas City			ina		
11/13	vs. Houston	2	11	5.5	12	0
11/20	at Detroit	2	3	1.5	3	0
11/27	at Buffalo	2	10	5.0	10	0
12/04	vs. Denver			IR		
12/11	vs. Minnesota			IR		
12/18	at Houston			IR		
12/24	vs. Tennessee			IR		
01/01	at Indianapolis			IR		
2016 totals:		21	131	6.3	42	0

PLAYER BIOS



2015 GAME-BY-GAME STATISTICS

RECEIVING

DATE	OPP	RECs	YDS	AVG.	LG	TD
09/13	vs. Carolina	7	28	4.0	6	1
09/20	vs. Miami	2	7	3.5	7	0
09/27	at New England			--		
10/04	at Indianapolis			--		
10/11	at Tampa Bay			--		
10/18	vs. Houston			--		
10/25	vs. Buffalo			--		
	BYE WEEK					
11/08	at N.Y. Jets			--		
11/15	at Baltimore			--		
11/19	vs. Tennessee	1	2	2.0	2	0
11/29	vs. San Diego	3	17	5.7	8	0
12/06	at Tennessee	2	15	7.5	13	1
12/13	vs. Indianapolis	1	18	18.0	18	0
12/20	vs. Atlanta	1	-1	-1.0	-1	0
12/27	at New Orleans	1	2	2.0	2	0
01/03	at Houston	1	5	5.0	5	0
2015 totals:		19	93	4.9	18	2

PUNT RETURN

DATE	OPP	NO.	YDS	AVG.	LG	TD
09/13	vs. Carolina	1	9	9.0	9	0
09/20	vs. Miami	2	30	15.0	24	0
09/27	at New England			--		
10/04	at Indianapolis			--		
10/11	at Tampa Bay			--		
10/18	vs. Houston			--		
10/25	vs. Buffalo			--		
	BYE WEEK					
11/08	at N.Y. Jets			--		
11/15	at Baltimore			--		
11/19	vs. Tennessee	2	76	38.0	63	0
11/29	vs. San Diego	3	28	9.3	15	0
12/06	at Tennessee	1	14	14.0	14	0
12/13	vs. Indianapolis	2	73	36.5	73t	1
12/20	vs. Atlanta	2	17	8.5	17	0
12/27	at New Orleans	1	4	4.0	4	0
01/03	at Houston	4	50	12.5	20	0
2015 totals:		18	301	16.7	73t	1

PLAYER BIOS

76

LUKE JOECKEL

OFFENSIVE LINEMAN

6-6 310 LBS.


TEXAS A&M

BORN NOVEMBER 6, 1991

ARLINGTON, TEXAS

ACQ: 1ST ROUND OF 2013 DRAFT (2ND)

EXP: 4TH YEAR



TRANSACTIONS

- Originally drafted by Jacksonville in the first round (2nd overall) of the 2013 draft ... Placed on injured reserve on 10/4/16

PRO (Games played/started - 39/39)

- Has made 39 career starts: 32 at LT, 3 at LG, 4 at RT
- Switched from LT to LG prior to the 2016 season
- Had his rookie season cut short by injury after fracturing his right ankle on Oct. 6 at St. Louis but returned to start all 16 games in 2014
- Marked only the third OL taken in the first round in franchise history, joining Tony Boselli (2nd overall, 1995) and Eugene Monroe (8th overall, 2009)
- Joined Boselli and Kevin Hardy (1996) as the highest selections in team history

2016 (w/ JAX - 4/4)

- Placed on injured reserve on 10/4/16
- **9/11 vs. G.B.:** Made his first career start at LG in team's season opener
- **9/18 at S.D.:** Started at LG
- **9/25 vs. BAL:** Started at LT in place of injured **Kelvin Beachum**
- **10/2 vs. IND:** Started at LG before exiting the game in the second quarter with a knee injury

2015 (w/ JAX - 14/14)

- Started and played in 14 games during his third NFL season
- **10/4 at IND:** Returned from injury and started at LT, helping RB T.J. Yeldon rush for 100+ yards
- **10/25 vs. BUF:** Started at LT, helping RB T.J. Yeldon rush for a season-high 115 yards
- **12/13 vs. IND:** Started at LT, helping the Jaguars rush for a season-high 154 yards

2014 (w/ JAX - 16/16)

- Returned from injury to start all 16 games at LT ... Part of Jaguars rushing attack that ranked sixth in the NFL in average per rush (4.54)
- **10/19 vs. CLE:** Started at LT and helped pave the way for a season-high 185 rushing yards
- **10/26 vs. MIA:** Started at LT and left game in the second quarter with a concussion
- **12/18 vs. TEN:** Started at LT and helped team rush for 177 yards on 25 carries (7.1 avg.) and two TDs

2013 (w/ JAX - 5/5)

- Started five games, four at RT and one at LT
- **9/8 vs. KC:** Made NFL debut on, starting at RT
- **10/6 at STL:** Made first career start at LT and suffered a right ankle fracture in the second quarter. Was placed on injured reserve on Oct. 9

COLLEGE (at Texas A&M, 2010-12)

- Three-year letterman and left school following his junior season
- Started all 39 games of his college career at LT, including 13 as a true freshman
- Career totals include 327 key blocks/knockdowns and 42 TD-resulting blocks
- Recognized as the nation's best offensive lineman in college football as the 67th recipient of the Outland Trophy in 2012
- Enrolled at Texas A&M after graduating early from Arlington High in January 2010 with a 3.5 grade point average
- Majored in business

PERSONAL

- Attended Arlington High in Arlington, Texas
- Earned consensus All-America honors as a senior, while protecting his twin brother, Matt, who played QB
- Twin brother, Matt, played QB at Texas A&M
- Older brother, David, played on the offensive line at DePauw
- Father, Dave, was a four-year letterman and three-year starter as an offensive lineman at Texas Tech and now serves as a trial lawyer in Fort Worth
- Grandfather, Reece Washington, played tight end for Texas Tech

PLAYER BIOS

89 MARCEDES LEWIS



TIGHT END

6-6 280 LBS.


UCLA

BORN MAY 19, 1984

LONG BEACH, CALIFORNIA

ACQ: 1ST ROUND OF 2006 DRAFT (28TH)

EXP: 11TH YEAR



TRANSACTIONS

Originally drafted by Jacksonville in the first round (28th overall) of the 2006 draft ... Placed on injured reserve on 11/21/16

PRO (Games played/started - 154/140)

- Eleventh-year pro has spent his entire career with Jacksonville
- Became Jaguars first Pro Bowl tight end after he earned honors in 2010
- One of three Jaguars to record 4,000+ career receiving yards, joining **Jimmy Smith** (12,287) and **Kennan Cardell** (6,393)
- Former 2006 first-round pick ranks third in Jaguars history in career receiving yards and receiving TDs and fourth in receptions
- Owns team record for receptions, career TDs, receiving yards and receptions of 25-plus yards by a TE

2016 (w/ JAX - 10/10)

Began his 11th season with the Jaguars, the second-longest career with the team in franchise history ... Placed on injured reserve on 11/21/16

- **9/11 vs. G.B.:** Made two catches for 48 yards, including a 37-yard screen pass
- **9/18 at S.D.:** Posted two receptions for 17 yards, including a 4-yard TD reception
- **9/25 vs. BAL:** Had three receptions for 20 yards (6.7 rec. avg.)
- **10/2 vs. IND:** Exited the game with a hip injury after a 12-yard reception in the second quarter
- **10/16 at CHI:** Started at TE
- **10/23 vs. OAK:** Played in 150th career game, starting at TE, and recorded one reception for 11 yards
- **10/27 at TEN:** Had four receptions for 23 yards (5.8 rec. avg.)
- **11/6 at K.C.:** Had two catches for 23 yards (11.5 rec. avg.)
- **11/13 vs. HOU:** Posted three catches for -1 yards
- **11/20 at DET:** Started at TE and [posted two receptions for 16 yards

2015 (w/ JAX - 16/16)

Started and played in all 16 games in his 10th season and totaled 16 receptions for 226 yards (14.1 rec. avg.)

- **10/4 at IND:** Had five receptions for 40 yards (8.0 rec. avg.)
- **11/29 vs. S.D.:** Made one reception for 24 yards (24.0 rec. avg.)
- **12/6 at TEN:** Started at TE, playing in his 140th career game and tallied one reception for seven yards (7.0 rec. avg.)
- **1/3 at HOU:** Had one reception for a season-long 45 yards

2014 (w/ JAX - 8/8)

Played and started in eight games ... Suffered a high ankle sprain in Week 2 and was placed on injured reserve/designated to return on Sept. 16 ... Finished with 18 catches for 206 yards and two TDs

- **9/7 at PHI:** Started at TE in season-opener and tied for the team-lead with six receptions for 35 yards
- **9/14 at WAS:** Registered a career-long 63-yard TD reception from QB **Chad Henne** in the second quarter ... Finished with two catches for 71 yards ... Left the game in the third quarter with a high ankle sprain ... Was placed on injured reserve/designated to return on Sept. 16
- **12/7 vs. HOU:** Hauled in a 35-yard reception in the fourth quarter and led team with 69 yards on three receptions
- **12/14 at BAL:** Had 22 yards on two receptions with a long of 17 yards
- **12/18 vs. TEN:** Made a four-yard TD reception in the second quarter

2013 (w/ JAX - 11/11)

Played in 11 games with 11 starts and produced 25 catches for 359 yards and four TDs ... Missed five of the first six games with a calf injury suffered in the preseason ... Had a TD reception in four straight games which tied a franchise record ... Was inactive for first three games and made season debut on **9/29 vs. IND** but strained his calf on the third play from scrimmage and did not return

- **11/17 vs. ARI:** Started his 100th career game at TE and totaled 23 yards on three catches
- **12/1 at CLE:** Finished with three catches for 26 yards including an 8-yard TD reception from RB **Maurice Jones-Drew** in the second quarter
- **12/5 vs. HOU:** Scored on a one-yard pass from QB **Chad Henne** on the opening drive of the game ... Added a season-long 41-yard reception in the first quarter
- **12/15 vs. BUF:** Led team with 54 yards on four catches with one TD ... Hooked up with Henne for a 13-yard TD in the fourth quarter, his third straight game with a TD reception
- **12/22 vs. TEN:** Tied a franchise-record with a receiving TD in four straight games, hooking up with Henne for a four-yard score in the first quarter ... Finished with four catches for 50 yards with a long of 30 yards

- **12/29 at IND:** Finished season with 70 yards on three catches including a 36-yard reception in the fourth quarter

2012 (w/ JAX - 16/15)

Played in all 16 games for the fourth time in his career ... Ranked third on the club with 52 receptions for 540 yards and four TDs, the second-highest receiving totals of his career

- **9/9 at MIN:** Opened season with five receptions for 52 yards and a TD ... Scored on a one-yard pass from QB **Blaine Gabbert** in the second quarter
- **9/30 vs. CIN:** Had three catches for 32 yards and scored on a two-yard pass from Gabbert in the second quarter
- **10/28 at GB:** Played in his 100th career game and recorded two receptions for 21 yards
- **11/18 at HOU:** Had a 13-yard TD pass from QB **Chad Henne** in the first quarter and a one-yard TD grab in the third quarter ... Finished with 40 yards on three receptions ... Marked his third career game with multiple TD receptions
- **12/2 at BUF:** Had a season-high 68 yards on four receptions
- **12/30 at TEN:** Concluded season with a career-high 103 yards on seven receptions ... Joined **Kyle Brady** and **Pete Mitchell** as only TEs in franchise history to eclipse 100 receiving yards and it marked the fourth time overall

2011 (w/ JAX - 15/15)

Started 15 games at TE ... Team captain ... Led team with 460 receiving yards on 39 receptions (11.8 avg.) ... One of five tight ends (**Jason Witten**, Dallas; **Owen Daniels**, Houston; **Jimmy Graham**, New Orleans; **Dustin Keller**, New York Jets) to lead team in receiving yards

- **9/11 vs. TEN:** Had two receptions for 28 yards in season-opener and left game early with a calf injury
- **11/20 at CLE:** Established career-high with seven receptions for 64 yards ... Became sixth player in team history with 200 career receptions and only second TE to accomplish the feat (**Kyle Brady**, 241)
- **12/11 vs. TB:** Registered a career-high 77 receiving yards on two receptions ... Had a then-career-long 62-yard reception in the second quarter from QB **Blaine Gabbert**

2010 (w/ JAX - 16/16)

Earned first Pro Bowl honors after career-best 58 receptions for 700 yards and 10 TDs ... The 10 TDs tied a single-season franchise record ... Was voted backup for Pro Bowl but became starter after **Antonio Gates** withdrew ... Receptions and yards were second-best ever by a Jaguars TE ... Finished second on team and ninth among NFL TEs in receptions, and his 12.1-yard average and 10 TDs were tops among TEs ... Started all 16 games for second time in career and was only Jaguar to make multiple receptions in every game ... Ranked second on club with 88 passes thrown his way and 37 receptions resulting in first downs ... Named to Peter King's CNN.com NFL All-Pro Team ... Blocked for a rushing attack that ranked third in the NFL (149.7)

- **9/12 vs. DEN:** Scored on both catches, from 21 and 10 yards to lead win
- **9/19 at SD:** Had season-high 70 receiving yards
- **10/3 vs. IND:** Caught 15-yard TD pass on
- **10/10 at BUF:** Followed with 2 TDs on, breaking team single-season record for TEs with fifth TD
- **10/31 at DAL:** Turned in third multiple-TD game of season including season-long 42-yarder ... Nine-yard TD catch was 14th of career, breaking team TE record held by **Kyle Brady** (13)
- **11/21 vs. CLE:** Made five receptions for 66 yards and eighth TD of season
- **1/2 at HOU:** Scored 10th TD in finale to tie team single season record for TD receptions held by Reggie Williams

2009 (w/ JAX - 15/15)

Started 15 games at TE and produced then career-high 518 yards on 32 receptions for two touchdowns ... Led team with 16.2 average per reception, the highest average per reception among NFL tight ends ... Sustained a head injury in week 16 and was inactive for the season-finale

- **9/20 vs. ARI:** Posted three receptions for 62 yards with a 25-yard TD reception
- **10/4 vs. TEN:** Had four receptions for then career-high 76 yards and became only third TE (**Pete Mitchell**, **Kyle Brady**) to surpass 100 career receptions ... Recorded a 33-yard TD pass from QB **David Garrard**
- **11/15 at NYJ:** Registered 58 yards on two receptions including a 33-yard reception on the game-winning drive in the fourth quarter
- **12/6 vs. HOU:** Hooked up with Garrard for a career-long 47-yard reception in the first quarter

2008 (w/ JAX - 16/15)

Played in all 16 games for the second consecutive season and made 15 starts ... Finished with 41 receptions for 489 yards and two TDs ... Became first Jaguars TE since **Kyle Brady** (43, 2002) to have 40-plus receptions in a season and had the most receiving yards by a tight end since 2000 (**Brady**, 729) ... Had four-plus receptions in five games and finished with a reception of 19-plus yards in eight of the last 12 games ... Selected to USA Today All-Joe Team, which goes to players and coaches who have overachieved and are often overlooked

- **10/5 vs. PIT:** Scored first TD of the season on a 24-yard pass from David Garrard
- **10/12 at DEN:** Registered second straight game with a TD with 30-yard reception for the game-winning score

2007 (w/ JAX - 16/16, 2/2)

Started a career-high 16 games and both playoff games ... Finished with 37 receptions for 391 yards and two TDs ... Only player to start all 16 games ... Helped pave the way for the Jaguars to rank second in the NFL with 2,391 rushing yards (149.4

PLAYER BIOS

avg.), the second-most in team history

- **9/23 at DEN:** Led team with three receptions for 44 yards
- **11/18 vs. SD:** Scored first TD of the season on pass from David Garrard
- **12/2 at IND:** Had five receptions including a two-yard TD pass
- **1/5 at PIT:** Started at TE in AFC Wild Card game and totaled two receptions for 16 yards in first career postseason game
- **1/12 at NE:** Led team with 74 receiving yards on four receptions in AFC Divisional game

2006 (w/ JAX - 15/3)

Played in 15 games with three starts ... Totaled 13 receptions for 126 yards and one TD ... Missed final three preseason games after suffering ankle injury in preseason opener

- **10/8 vs. NYJ:** Made first career start
- **11/26 at BUF:** Scored first career TD on one-yard pass from QB David Garrard

COLLEGE (at UCLA, 2002-05)

- Winner of 2005 Mackey Award, given to nation's top TE
- Started 32 of 49 games in four seasons
- Set school record for TEs with career totals of 126 receptions for 1,571 yards and 21 TDs
- Unanimous All-America and All-Pac 10 selection as a senior, finishing with 59 receptions for 741 yards and 10 TDs
- Majored in history

PERSONAL

- Attended Poly (Long Beach, Calif.) High
- Played QB as a freshman before moving to TE for final three seasons
- Had 44 receptions for 710 yards and seven sacks at DE as a senior
- Established the Mercedes Lewis Foundation in 2009 to support youth by awarding scholarships to those that wouldn't be able to participate in sports without financial assistance ... The ultimate goal is to send a child from Long Beach to college on a full scholarship on an annual basis
- Twitter handle is @MercedesLewis89
- Full name: Mercedes Alexis Lewis

REGULAR SEASON CAREER STATISTICS

YEAR	TEAM	GP/GS	NO	YDS	AVG	LG	TD
2006	JAX	15/3	13	126	9.7	31	1
2007	JAX	16/16	37	391	10.6	25	2
2008	JAX	16/15	41	489	11.9	30t	2
2009	JAX	15/15	32	518	16.2	47	2
2010	JAX	16/16	58	700	12.1	42t	10*
2011	JAX	15/15	39	460*	11.8	62	0
2012	JAX	16/15	52	540	10.4	26	4
2013	JAX	11/11	25	359	14.4	41	4
2014	JAX	8/8	18	206	11.4	63t	2
2015	JAX	16/16	16	226	14.1	45	0
2016	JAX	10/10	20	169	8.5	37	1
NFL totals: 11 yrs.		154/140	351	4,184	11.9	63t	28

* team leader

POSTSEASON CAREER STATISTICS

YEAR	TEAM	GP/GS	NO	YDS	AVG	LG	TD
2007	JAX	2/2	6	90	15.0	34	0
NFL totals: 11 yrs.		2/2	6	90	15.0	34	0

CAREER HIGHS

	GAME	SEASON
Receptions:	7 (two times, last: 12/30/12 at TEN)	58 (2010)
Receiving yards:	103 (12/30/12 at TEN)	700 (2010)
Longest reception:	63 (9/14/14 at WAS)	63 (2014)
Receiving touchdowns:	2 (four times, last: 11/18/12 at HOU)	10 (2010)

2016 GAME-BY-GAME STATISTICS

DATE	OPP	RECs	YDS	AVG.	LG	TD
09/11	vs. Green Bay	2	48	24.0	37	0
09/18	at San Diego	2	17	8.5	13	1
09/25	vs. Baltimore	3	20	6.7	7	0
10/02	vs. Indianapolis	1	12	12.0	12	0
BYE WEEK						
10/16	at Chicago	0	0	0.0	0	0
10/23	vs. Oakland	1	11	11.0	11	0
10/27	at Tennessee	4	23	5.8	9	0
11/06	at Kansas City	2	23	11.5	17	0
11/13	vs. Houston	3	-1	-0.3	3	0
11/20	at Detroit	2	16	9.0	15	0
11/27	at Buffalo	IR				
12/04	vs. Denver	IR				
12/11	vs. Minnesota	IR				
12/18	at Houston	IR				
12/24	vs. Tennessee	IR				
01/01	at Indianapolis	IR				
2016 totals:		18	153	8.5	37	1

2015 GAME-BY-GAME STATISTICS

DATE	GAME	RECs	YDS	AVG.	LG	TD
09/13	vs. Carolina	0	0	0.0	0	0
09/20	vs. Miami	0	0	0.0	0	0
09/27	at New England	0	0	0.0	0	0
10/04	at Indianapolis	5	40	8.0	13	0
10/11	at Tampa Bay	0	0	0.0	0	0
10/18	vs. Houston	1	8	8.0	8	0
10/25	vs. Buffalo	2	13	6.5	9	0
BYE WEEK						
11/08	at N.Y. Jets	1	27	27.0	27	0
11/15	at Baltimore	1	9	9.0	9	0
11/19	vs. Tennessee	0	0	0.0	0	0
11/29	vs. San Diego	1	24	24.0	24	0
12/06	at Tennessee	1	7	7.0	7	0
12/13	vs. Indianapolis	1	14	14.0	14	0
12/20	vs. Atlanta	1	26	26.0	26	0
12/27	at New Orleans	1	13	13.0	13	0
01/03	at Houston	1	45	45.0	45	0
2015 totals:		16	226	14.1	45	0

2014 GAME-BY-GAME STATISTICS

DATE	GAME	RECs	YDS	AVG.	LG	TD
09/07	at Philadelphia	6	35	5.8	11	0
09/14	at Washington	2	71	35.5	63t	1
09/21	vs. Indianapolis	IR				
09/28	at San Diego	IR				
10/05	vs. Pittsburgh	IR				
10/12	at Tennessee	IR				
10/19	vs. Cleveland	IR				
10/26	vs. Miami	IR				
11/02	at Cincinnati	IR				
11/09	vs. Dallas	IR				
BYE WEEK						
11/23	at Indianapolis	1	-5	-5.0	-5	0
11/30	vs. N.Y. Giants	2	8	4.0	5	0
12/07	vs. Houston	3	69	23.0	35	0
12/14	at Baltimore	2	22	11.0	17	0
12/28	vs. Tennessee	2	6	3.0	4t	1
12/28	at Houston	0	0	0.0	0	0
2014 totals:		18	206	11.4	63t	2

2013 GAME-BY-GAME STATISTICS

DATE	GAME	RECs	YDS	AVG.	LG	TD
09/08	vs. Kansas City			ina		
09/15	at Oakland			ina		
09/22	at Seattle			ina		
09/29	vs. Indianapolis	0	0	0.0	0	0
10/06	at St. Louis			ina		
10/13	at Denver			ina		
10/20	vs. San Diego	1	31	31.0	31	0
10/27	vs. San Francisco	1	6	6.0	6	0
BYE WEEK						
11/10	at Tennessee	3	39	13.0	27	0
11/17	vs. Arizona	3	23	7.7	9	0
11/24	at Houston	1	18	18.0	18	0
12/01	at Cleveland	3	26	8.7	14	1
12/05	vs. Houston	2	42	21.0	41	1
12/15	vs. Buffalo	4	54	13.5	25	1
12/22	vs. Tennessee	4	50	12.5	30	1
12/29	at Indianapolis	3	70	23.3	36	0
2013 totals:		25	359	14.4	41	4

2012 GAME-BY-GAME STATISTICS

DATE	GAME	RECs	YDS	AVG.	LG	TD
09/09	at Minnesota	5	52	10.4	18	1
09/16	vs. Houston	0	0	0.0	0	0
09/23	at Indianapolis	1	8	8.0	8	0
09/30	vs. Cincinnati	3	32	10.7	23	1
10/07	vs. Chicago	5	24	4.8	14	0
BYE WEEK						
10/21	at Oakland	2	20	6.7	9	0
10/28	at Green Bay	2	21	10.5	16	0
11/04	vs. Detroit	4	41	10.3	20	0
11/08	vs. Indianapolis	3	36	12.0	17	0
11/18	at Houston	3	40	13.3	26	2
11/25	vs. Tennessee	4	56	14.0	23	0
12/02	at Buffalo	4	68	17.0	24	0
12/09	vs. N.Y. Jets	1	4	4.0	4	0
12/16	at Miami	3	8	2.7	9	0
12/23	vs. New England	4	27	6.8	9	0
12/30	at Tennessee	7	103	14.7	25	0
2012 totals:		52	540	10.4	26	4

PLAYER BIOS

2011 GAME-BY-GAME STATISTICS

DATE	GAME	RECs	YDS	AVG.	LG	TD
09/11	vs. Tennessee	2	28	14.0	20	0
09/18	at N.Y. Jets			ina		
09/25	at Carolina	2	15	7.5	9	0
10/02	vs. New Orleans	3	35	12.7	18	0
10/09	vs. Cincinnati	1	6	6.0	6	0
10/16	at Pittsburgh	2	29	14.5	21	0
10/24	vs. Baltimore	1	13	13.0	13	0
10/30	at Houston	4	45	11.3	21	0
	BYE WEEK					
11/13	at Indianapolis	1	-4	-4.0	-4	0
11/20	at Cleveland	7	64	9.1	18	0
11/27	vs. Houston	4	47	11.8	25	0
12/05	vs. San Diego	3	27	9.0	12	0
12/11	vs. Tampa Bay	2	77	38.5	62	0
12/15	at Atlanta	3	30	10.0	22	0
12/24	at Tennessee	1	12	12.0	12	0
01/01	vs. Indianapolis	3	33	11.0	16	0
2011 totals:		39	460	11.8	62	0

2008 GAME-BY-GAME STATISTICS

DATE	GAME	RECs	YDS	AVG.	LG	TD
09/07	at Tennessee	3	29	9.7	15	0
09/14	vs. Buffalo	1	13	13.0	13	0
09/21	at Indianapolis	2	21	10.5	12	0
09/28	vs. Houston	0	0	0.0	0	0
10/05	vs. Pittsburgh	1	24	24.0	24t	1
10/12	at Denver	3	64	21.3	30t	1
	BYE WEEK					
10/26	vs. Cleveland	3	34	11.3	14	0
11/02	at Cincinnati	4	38	9.5	21	0
11/09	at Detroit	4	64	16.0	29	0
11/16	vs. Tennessee	1	19	19.0	19	0
11/23	vs. Minnesota	4	41	10.3	21	0
12/01	at Houston	2	37	18.5	20	0
12/07	at Chicago	4	43	10.8	27	0
12/14	vs. Green Bay	2	7	3.5	5	0
12/28	vs. Indianapolis	6	55	9.2	14	0
12/28	at Baltimore	1	0	0.0	0	0
2008 totals:		41	489	11.9	30	2

2010 GAME-BY-GAME STATISTICS

DATE	GAME	RECs	YDS	AVG.	LG	TD
09/12	vs. Denver	2	31	15.5	21t	2
09/19	at San Diego	5	70	14.0	26	0
09/26	vs. Philadelphia	3	15	5.0	7	0
10/03	vs. Indianapolis	2	22	11.0	15t	1
10/10	at Buffalo	4	54	13.5	27t	2
10/18	vs. Tennessee	4	39	9.8	15	0
10/24	at Kansas City	3	44	14.7	26	0
10/31	at Dallas	2	51	25.5	42t	2
	BYE WEEK					
11/14	vs. Houston	5	53	10.6	18	0
11/21	vs. Cleveland	5	66	13.2	17	1
11/28	at N.Y. Giants	3	36	12.0	16	0
12/05	at Tennessee	3	36	12.0	20	0
12/12	vs. Oakland	4	57	14.3	20	1
12/19	at Indianapolis	6	63	10.5	25	0
12/26	vs. Washington	3	37	12.3	26	0
01/02	at Houston	4	26	6.5	11	1
2010 totals:		58	700	12.1	42	10

2007 GAME-BY-GAME STATISTICS

DATE	GAME	RECs	YDS	AVG.	LG	TD
09/09	vs. Tennessee	4	35	8.8	15	0
09/16	vs. Atlanta	2	39	19.5	25	0
09/23	at Denver	3	44	14.7	18	0
	BYE WEEK					
10/07	at Kansas City	3	13	4.3	6	0
10/14	vs. Houston	2	30	15.0	16	0
10/22	vs. Indianapolis	2	13	6.5	8	0
10/28	at Tampa Bay	0	0	0.0	0	0
11/04	at New Orleans	4	46	11.5	21	0
11/11	at Tennessee	1	8	8.0	8	0
11/18	vs. San Diego	1	1	1.0	1t	1
11/25	vs. Buffalo	5	57	11.4	24	0
12/02	at Indianapolis	5	42	8.4	13	1
12/09	vs. Carolina	3	25	8.3	13	0
12/16	at Pittsburgh	2	38	19.0	20	0
12/23	vs. Oakland	0	0	0.0	0	0
12/30	at Houston	0	0	0.0	0	0
2007 totals:		37	391	10.6	25	2

2009 GAME-BY-GAME STATISTICS

DATE	GAME	RECs	YDS	AVG.	LG	TD
09/13	at Indianapolis	3	23	7.7	19	0
09/20	vs. Arizona	3	62	20.7	25t	1
09/27	at Houston	1	18	18.0	18	0
10/04	vs. Tennessee	4	76	19.0	33t	1
10/11	at Seattle	3	13	4.3	7	0
10/18	vs. St. Louis	1	5	5.0	5	0
	BYE WEEK					
11/01	at Tennessee	1	20	20.0	20	0
11/08	vs. Kansas City	1	3	3.0	3	0
11/15	at N.Y. Jets	2	58	29.0	33	0
11/22	vs. Buffalo	3	70	23.3	35	0
11/29	at San Francisco	3	40	13.3	22	0
12/06	vs. Houston	1	47	47.0	47	0
12/13	vs. Miami	2	30	15.0	16	0
12/17	vs. Indianapolis	4	53	13.3	25	0
12/27	at New England	0	0	0.0	0	0
01/03	at Cleveland			ina		
2009 totals:		32	518	16.2	47	2

2006 GAME-BY-GAME STATISTICS

DATE	GAME	RECs	YDS	AVG.	LG	TD
09/10	vs. Dallas			ina		
09/18	vs. Pittsburgh	0	0	0.0	0	0
09/24	at Indianapolis	0	0	0.0	0	0
10/01	at Washington	2	40	20.0	31	0
10/08	vs. N.Y. Jets	0	0	0.0	0	0
	BYE WEEK					
10/22	at Houston	0	0	0.0	0	0
10/29	at Philadelphia	0	0	0.0	0	0
11/05	vs. Tennessee	2	11	5.5	6	0
11/12	vs. Houston	1	6	6.0	6	0
11/20	vs. N.Y. Giants	1	9	9.0	9	0
11/26	at Buffalo	1	1	1.0	1t	1
12/03	at Miami	0	0	0.0	0	0
12/10	vs. Indianapolis	1	19	19.0	19	0
12/17	at Tennessee	3	27	9.0	14	0
12/24	vs. New England	0	0	0.0	0	0
12/31	at Kansas City	2	13	9.7	31	1
2006 totals:		13	126	9.7	31	1

PLAYER BIOS

97

ROY MILLER III



DEFENSIVE TACKLE

6-2 325 LBS.

TEXAS

BORN JULY 9, 1987

KILLEEN, TEXAS

ACQ: UNRESTRICTED FREE AGENT (TAMPA BAY) 2013

EXP: 8TH YEAR

TRANSACTIONS

Originally drafted by Tampa Bay in the third round (81st overall) of the 2009 draft ... Signed by Jacksonville as an unrestricted free agent on 3/15/13 ... Placed on injured reserve on 10/25/16

PRO (Games played/started - 111/83)

- Eighth-year DT has played in 111 games with 83 starts
- Career totals include 283 tackles (192 solo), 8.0 sacks, 15 tackles for loss, one forced fumble and three passes defended
- Voted 2014 Ed Block Courage Award winner by his teammates
- Joined the Jaguars as an unrestricted free agent in 2013
- Spent the previous four seasons with Tampa Bay
- Has missed only six games in seven seasons

2016 (w/ JAX - 5/5)

Placed on injured reserve on 10/25/16

- **9/11 vs. G.B.:** Started at DT and saw 21 snaps in team's season opener
- **9/18 at S.D.:** Started at DT and made five solo tackles, including two tackles for loss
- **9/25 vs. BAL:** Started at DT
- **10/2 vs. IND:** Started at DT and tallied two solo tackles
- **10/16 at CHI:** Started at DT and made four solo tackles

2015 (w/ JAX - 16/16)

Started and played in all 16 games for the second time in his career ... Totaled 40 tackles (22 solo), a career-high 4.0 sacks, one forced fumble and one pass defended

- **9/27 at N.E.:** Made three tackles (one solo) and 0.5 sack
- **10/11 at T.B.:** Made five tackles (one solo), including one sack
- **10/25 vs. BUF:** Made two tackles (two solo), both of which were tackles for loss
- **11/15 at BAL:** Started at DT and made four tackles (one solo)
- **11/19 vs. TEN:** Started at DT and recorded two solo tackles, including a tackle for loss and a pass defended
- **11/29 vs. S.D.:** Made five tackles (four solo), including two tackles for loss and 1.0 sack
- **12/27 vs. N.O.:** Started at DT and made three tackles (two solo)
- **1/3 at HOU:** Started at DT and made a season-high six tackles (three solo), including 1.0 sack and one forced fumble

2014 (w/ JAX - 14/14)

Started first 14 games at DT and tallied 31 tackles (21 solo), four tackles for loss, one sack, two QB hits and one pass defended ... Missed the final two games with a knee injury

- **9/14 at WAS:** Posted a season-high five tackles (one solo)
- **9/28 at S.D.:** Made four tackles (three solo), one sack, two tackles for loss and one QB hit
- **10/19 vs. CLE:** Had two solo tackles and one tackle for loss
- **11/30 vs. NYG:** Finished with two solo tackles
- **12/14 at BAL:** Totaled four tackles (three solo)

2013 (w/ JAX - 14/14)

Started all 14 games played and totaled 25 tackles (20 solo), four tackles for loss and two QB pressures

- **9/8 vs. K.C.:** Started at DT and posted two solo tackles in his Jaguars debut
- **9/15 at OAK:** Led team with two tackles for loss
- **9/22 at SEA:** Recorded one assisted tackle and one QB hit
- **9/29 vs. IND:** Made two solo tackles
- **11/17 vs. ARI:** Had three solo tackles, two tackles for loss and one QB hit
- **11/24 at HOU:** Finished with two tackles (one solo) ...
- **12/1 at CLE:** Made three tackles (two solo)
- **12/15 vs. BUF:** Finished with three solo tackles

2012 (w/ T.B. - 15/15)

Played in 15 games with 14 starts ... Finished with 23 tackles (15 solo), two tackles for loss and one pass defended ... Anchored the NFL's No.1-ranked rushing defense, which allowed a franchise-record 82.5 yards per game

2011 (w/ T.B. - 16/3)

Saw action in all 16 games with three starts ... Registered 39 tackles, including one for loss, two quarterback pressures and one pass defended

2010 (w/ T.B. - 16/16)

Started and played in all 16 games and tallied 60 tackles (40 solo) and one sack

2009 (w/ T.B. - 15/1)

Played in 15 games with one start ... Tallied 54 tackles (33 solo), 2.0 sacks and one pass defended

COLLEGE (at Texas, 2005-08)

- Played in 49 career games with 19 starts
- Recorded 138 tackles, 25 tackles for loss, 10 sacks, 44 quarterback pressures, six passes defended, one forced fumble and one fumble recovery
- Started all 13 games as a senior and earned Fiesta Bowl Defensive MVP honors in victory against Ohio State with three tackles, one tackle for loss and one sack
- Named first-team All-Big 12 by the coaches and second-team All-Big 12 by the AP, Austin American-Statesman, Dallas Morning News, Forst Worth Star-Telegram, Kansas City Star, San Antonio Express-News and Waco Tribune-Herald
- A member of UT Athletics Director's Honor Roll
- Graduated with a degree in corporate communications

PERSONAL

- Attended Shoemaker High School (Killeen, Texas)
- Two-time all-state and three-time all-district performer at DT
- Named a captain in the 2005 U.S. Army All-American Bowl and recorded two sacks and three tackles
- Finished high school career with 264 tackles and 24 sacks
- Was a three-time academic all-district selection
- Father, Roy, previously served in the Army
- Cousin, Bryce Scanlon, was a defensive lineman at Utah
- Co-founded the Accumulative Advantage Foundation, created to show appreciation for servicemen and women and their families by bringing successful military dependents such as teacher, businessmen and women, celebrities and NFL players back to their communities to empower kids and thank veterans
- Twitter handle is @Roy_Miller_III

REGULAR SEASON CAREER STATISTICS

YEAR	TEAM	GP/GS	TKL	SOLO	ASST	SACKS	FF	FR	PD	TFL
2009	T.B.	15/1	54	33	21	2.0	0	0	0	2
2010	T.B.	16/16	60	40	20	1.0	0	0	0	2
2011	T.B.	16/3	39	30	9	0.0	0	0	1	1
2012	T.B.	15/15	23	15	8	0.0	0	0	1	1
2013	JAX	14/14	25	20	5	0.0	0	0	0	0
2014	JAX	14/14	30	21	9	1.0	0	0	0	1
2015	JAX	16/16	40	22	18	4.0	1	0	1	6
2016	JAX	5/5	11	11	0	0.0	0	0	0	2
NFL totals: 8 yrs.		111/83	283	192	90	8.0	1	0	3	15

CAREER HIGHS

	GAME	SEASON
Tackles:	9 (11/28/10 at BAL)	60 (2010)
Tackles for loss:	2 (two times, last: 9/18/16 at S.D.)	6 (2015)
Sacks:	1.0 (seven times, last: 1/3/16 at HOU)	4.0 (2015)
Forced fumbles:	1 (1/3/16 at HOU)	1 (2015)
Passes defended:	1 (three times, last: 11/19/15 vs. TEN)	1 (2011, 12, 15)

2016 GAME-BY-GAME STATISTICS

DATE	OPP	TKL	SOLO	ASST	ST	SACKS	FF	FR	PD	TFL
09/11	vs. Green Bay	0	0	0	0	0.0	0	0	0	0
09/18	at San Diego	5	5	0	0	0.0	0	0	0	2
09/25	vs. Baltimore	0	0	0	0	0.0	0	0	0	0
10/02	vs. Indianapolis	2	2	0	0	0.0	0	0	0	0
BYE WEEK										
10/16	at Chicago	4	4	0	0	0.0	0	0	0	0
10/23	vs. Oakland				IR					
10/27	at Tennessee				IR					
11/06	at Kansas City				IR					
11/13	vs. Houston				IR					
11/20	at Detroit				IR					
11/27	at Buffalo				IR					
12/04	vs. Denver				IR					
12/11	vs. Minnesota				IR					
12/18	at Houston				IR					
12/24	vs. Tennessee				IR					
01/01	at Indianapolis				IR					
2016 totals:		11	11	0	0	0.0	0	0	0	2

PLAYER BIOS

2015 GAME-BY-GAME STATISTICS

DATE	OPP	TKL	SOLO	ASST	ST	SACKS	FF	FR	PD	TFL
09/13	vs. Carolina	2	2	0	0	0.0	0	0	0	0
09/20	vs. Miami	1	0	1	0	0.5	0	0	0	0
09/27	at New England	3	1	2	0	0.5	0	0	0	0
10/04	at Indianapolis	2	1	1	0	0.0	0	0	0	0
10/11	at Tampa Bay	5	1	4	0	1.0	0	0	0	1
10/18	vs. Houston	2	1	1	0	0.0	0	0	0	0
10/25	vs. Buffalo	2	2	0	0	0.0	0	0	0	2
BYE WEEK										
11/08	at N.Y. Jets	4	3	1	0	0.0	0	0	0	0
11/15	at Baltimore	2	2	0	0	0.0	0	0	0	0
11/19	vs. Tennessee	0	0	0	0	0.0	0	0	1	1
11/29	vs. San Diego	5	4	1	0	1.0	0	0	0	2
12/06	at Tennessee	2	1	1	0	0.0	0	0	0	0
12/13	vs. Indianapolis	0	0	0	0	0.0	0	0	0	0
12/20	vs. Atlanta	1	1	0	0	0.0	0	0	0	0
12/27	at New Orleans	3	2	1	0	0.0	0	0	0	0
01/03	at Houston	6	3	3	0	1.0	1	0	0	0
2015 totals:		40	22	18	0	4.0	1	0	1	6

2014 GAME-BY-GAME STATISTICS

DATE	OPP	TKL	SOLO	ASST	ST	SACKS	FF	FR	PD	TFL
09/07	at Philadelphia	1	1	0	0	0.0	0	0	0	0
09/14	at Washington	5	1	4	0	0.0	0	0	0	0
09/21	vs. Indianapolis	1	1	0	0	0.0	0	0	0	0
09/28	at San Diego	4	3	1	0	1.0	0	0	0	2
10/05	vs. Pittsburgh	1	1	0	0	0.0	0	0	0	0
10/12	at Tennessee	2	2	0	0	0.0	0	0	0	1
10/19	vs. Cleveland	2	2	0	0	0.0	0	0	0	1
10/26	vs. Miami	1	0	1	0	0.0	0	0	0	0
11/02	at Cincinnati	1	1	0	0	0.0	0	0	1	0
11/09	vs. Dallas	2	2	0	0	0.0	0	0	0	0
BYE WEEK										
11/23	at Indianapolis	2	0	2	0	0.0	0	0	0	0
11/30	vs. N.Y. Giants	2	2	0	0	0.0	0	0	0	0
12/07	vs. Houston	2	2	0	0	0.0	0	0	0	0
12/14	at Baltimore	4	3	1	0	0.0	0	0	0	0
12/18	vs. Tennessee	ina				ina				
12/28	at Houston	ina				ina				
2014 totals:		30	21	9	0	1.0	0	0	1	4

2013 GAME-BY-GAME STATISTICS

DATE	OPP	TKL	SOLO	ASST	ST	SACKS	FF	FR	PD	TFL
09/08	vs. Kansas City	2	2	0	0	0.0	0	0	0	0
09/15	at Oakland	3	3	0	0	0.0	0	0	0	2
09/22	at Seattle	1	0	1	0	0.0	0	0	0	0
09/29	vs. Indianapolis	2	2	0	0	0.0	0	0	0	0
10/06	at St. Louis	1	1	0	0	0.0	0	0	0	0
10/13	at Denver	1	1	0	0	0.0	0	0	0	0
10/20	vs. San Diego	0	0	0	0	0.0	0	0	0	0
10/27	vs. San Francisco	2	2	0	0	0.0	0	0	0	0
BYE WEEK										
11/10	at Tennessee	2	0	2	0	0.0	0	0	0	0
11/17	vs. Arizona	3	3	0	0	0.0	0	0	0	2
11/24	at Houston	2	1	1	0	0.0	0	0	0	0
12/01	at Cleveland	3	2	1	0	0.0	0	0	0	0
12/05	vs. Houston	0	0	0	0	0.0	0	0	0	0
12/15	vs. Buffalo	3	3	0	0	0.0	0	0	0	0
12/22	vs. Tennessee	ina				ina				
12/29	at Indianapolis	IR				IR				
2013 totals:		25	20	5	0	0.0	0	0	0	4

2012 GAME-BY-GAME STATISTICS

DATE	OPP	TKL	SOLO	ASST	ST	SACKS	FF	FR	PD	TFL
09/09	vs. Carolina	2	2	0	0	0.0	0	0	0	0
09/16	at N.Y. Giants	2	1	1	0	0.0	0	0	0	0
09/23	at Dallas	3	3	0	0	0.0	0	0	0	1
09/30	vs. Washington	1	1	0	0	0.0	0	0	0	0
BYE WEEK										
10/14	vs. Kansas City	1	1	0	0	0.0	0	0	1	0
10/21	vs. New Orleans	2	1	1	0	0.0	0	0	0	0
10/25	at Minnesota	1	1	0	0	0.0	0	0	0	1
11/04	at Oakland	0	0	0	0	0.0	0	0	0	0
11/11	vs. San Diego	3	1	2	0	0.0	0	0	0	0
11/18	at Carolina	3	2	1	0	0.0	0	0	0	0
11/25	vs. Atlanta	2	0	2	0	0.0	0	0	0	0
12/02	at Denver	0	0	0	0	0.0	0	0	0	0
12/09	vs. Philadelphia	ina				ina				
12/16	at New Orleans	0	0	0	0	0.0	0	0	0	0
12/23	vs. St. Louis	1	1	0	0	0.0	0	0	0	0
12/30	at Atlanta	2	1	1	0	0.0	0	0	0	0
2012 totals:		23	15	8	0	0.0	0	0	1	2

2011 GAME-BY-GAME STATISTICS

DATE	OPP	TKL	SOLO	ASST	ST	SACKS	FF	FR	PD	TFL
09/11	vs. Detroit	1	1	0	0	0.0	0	0	0	0
09/18	at Minnesota	3	3	0	0	0.0	0	0	1	0
09/25	vs. Atlanta	2	2	0	0	0.0	0	0	0	0
10/03	vs. Indianapolis	1	0	1	0	0.0	0	0	0	0
10/09	at San Francisco	2	1	1	0	0.0	0	0	0	0
10/16	vs. New Orleans	2	0	2	0	0.0	0	0	0	0
10/23	vs. Chicago	3	3	0	0	0.0	0	0	0	0
BYE WEEK										
11/06	at New Orleans	2	2	0	0	0.0	0	0	0	0
11/13	vs. Houston	3	2	1	0	0.0	0	0	0	1
11/20	at Green Bay	2	2	0	0	0.0	0	0	0	0
11/27	at Tennessee	3	2	1	0	0.0	0	0	0	0
12/04	vs. Carolina	4	3	1	0	0.0	0	0	0	0
12/11	at Jacksonville	2	1	1	0	0.0	0	0	0	0
12/17	vs. Dallas	6	5	1	0	0.0	0	0	0	0
12/24	at Carolina	1	1	0	0	0.0	0	0	0	0
01/01	at Atlanta	2	2	0	0	0.0	0	0	0	0
2011 totals:		39	30	9	0	0.0	0	0	1	1

2010 GAME-BY-GAME STATISTICS

DATE	OPP	TKL	SOLO	ASST	ST	SACKS	FF	FR	PD	TFL
09/12	vs. Cleveland	2	1	1	0	0.0	0	0	0	0
09/19	at Carolina	4	2	2	0	0.0	0	0	0	0
09/26	vs. Pittsburgh	2	0	2	0	0.0	0	0	0	0
BYE WEEK										
10/10	at Cincinnati	2	0	2	0	0.0	0	0	0	0
10/17	vs. New Orleans	3	3	0	0	0.0	0	0	0	0
10/24	vs. St. Louis	4	2	2	0	0.0	0	0	0	0
10/31	at Arizona	4	3	1	0	0.0	0	0	0	0
11/07	at Atlanta	5	4	1	0	0.0	0	0	0	0
11/14	vs. Carolina	4	2	2	0	0.0	0	0	0	0
11/21	at San Francisco	3	2	1	0	0.0	0	0	0	1
11/28	at Baltimore	9	6	3	0	0.0	0	0	0	0
12/05	vs. Atlanta	2	2	0	0	0.0	0	0	0	1
12/12	at Washington	5	5	0	0	0.0	0	0	0	0
12/19	vs. Detroit	3	2	1	0	0.0	0	0	0	0
12/26	vs. Seattle	3	2	1	0	0.0	0	0	0	0
01/02	at New Orleans	5	4	1	0	1.0	0	0	0	0
2010 totals:		60	40	20	0	1.0	0	0	0	2

2009 GAME-BY-GAME STATISTICS

DATE	OPP	TKL	SOLO	ASST	ST	SACKS	FF	FR	PD	TFL
09/13	vs. Dallas	2	2	0	0	0.0	0	0	0	0
09/20	at Buffalo	5	3	2	0	1.0	0	0	0	1
09/27	vs. N.Y. Giants	5	3	2	0	0.0	0	0	0	0
10/04	at Washington	5	2	3	0	0.0	0	0	0	0
10/11	at Philadelphia	2	1	1	0	0.0	0	0	0	0
10/18	vs. Carolina	6	3	3	0	0.0	0	0	0	0
10/25	vs. New England	5	4	1	0	0.0	0	0	0	0
BYE WEEK										
11/08	vs. Green Bay	4	3	1	0	0.0	0	0	0	0
11/15	at Miami	1	0	1	0	0.0	0	0	0	0
11/22	vs. New Orleans	3	2	1	0	0.0	0	0	0	0
11/29	at Atlanta	3	2	1	0	0.0	0	0	0	0
12/06	at Carolina	ina				ina				
12/13	vs. N.Y. Jets	2	1	1	0	0.0	0	0	0	0
12/20	at Seattle	2	2	0	0	0.0	0	0	0	0
12/27	at New Orleans	2	1	1	0	0.0	0	0	0	0
01/03	vs. Atlanta	7	4	3	0	1.0	0	0	0	1
2009 totals:		54	33	21	0	2.0	0	0	0	2

PLAYER BIOS

75

JARED ODRICK

DEFENSIVE LINEMAN

6-5 298 LBS.

PENN STATE

BORN DECEMBER 31, 1987

LEBANON COUNTY, PENNSYLVANIA

ACQ: UNRESTRICTED FREE AGENT (MIAMI) 2015

EXP: 7TH YEAR



TRANSACTIONS

Originally drafted by Miami in the first round (28th overall) of the 2010 draft ... Signed by Jacksonville as an unrestricted free agent on 3/11/15 ... Placed on injured reserve on 12/10/16

PRO (Games played/started - 87/63)

- Seventh-year DL joined Jacksonville prior to the 2015 season
- Spent first five seasons (2010-14) with Miami

2016 (w/ JAX - 6/6)

- **9/11 vs. G.B.:** Made five tackles (three solo) and one sack in team's season opener
- **9/18 at S.D.:** Started at DE
- **9/25 vs. BAL:** Inactive (elbow)
- **10/2 vs. IND:** Inactive (elbow)
- **10/16 at CHI:** Returned to the starting lineup at DE and made three tackles (two solo)
- **10/23 vs. OAK:** Started at DE
- **10/27 at TEN:** Inactive (quad)
- **11/6 at K.C.:** Inactive (ankle)
- **11/13 vs. HOU:** Started at DE and made one solo tackle
- **11/20 at DET:** Started at DE and had three solo tackles, one pass defended and one forced fumble
- **11/27 at BUF:** Inactive (shoulder)
- **12/4 vs. DEN:** Inactive (shoulder)

2015 (w/ JAX - 16/16)

Started and played in all 16 games and led the team with 5.5 sacks ... Totaled 29 tackles (23 solo), including 10 tackles for loss, three passes defended and one forced fumble

- **9/13 vs. CAR:** Made three tackles (three solo) in Jaguars debut
- **9/20 vs. MIA:** Made two solo tackles, one sack, one pass defended and one forced fumble
- **9/27 at N.E.:** Made two solo tackles, including a tackle for loss
- **10/11 at T.B.:** Recorded three tackles (one solo) and two QB hurries .
- **11/8 at NYJ:** Made two tackles (one solo), including one sack
- **11/19 vs. TEN:** Made a season-high four solo tackles, including two tackles for loss and one sack
- **11/29 vs. S.D.:** Had one solo tackle, including a tackle for loss and sack in his 75th consecutive game played
- **12/13 vs. IND:** Started at DE and made two tackles (two solo), including one tackle for loss
- **12/20 vs. ATL:** Recorded three solo tackles, including two tackles for loss, one sack, and one pass defended that resulted in a LB **Paul Posluszny** interception in the third quarter
- **1/3 at HOU:** Played in his 80th consecutive game and totaled four tackles (two solo) ... Credited with 0.5 sacks

2014 (w/ MIA - 16/16)

Started all 16 games for the first time in his career ... Played in all 16 games for the fourth consecutive season ... Totaled 29 tackles (23 solo), one sack, three tackles for loss, one forced fumble and one fumble recovery ... Part of Miami defense that ranked 12th in the NFL

- **9/21 vs. K.C.** Registered his only sack of the season and forced one fumble

2013 (w/ MIA - 16/5)

Played in all 16 games (five starts) ... Posted a career-high 42 tackles (33 solo), 4.5 sacks, nine tackles for loss and two passes defended

- **10/6 vs. BAL:** Posted a season-high six tackles (five solo)
- **10/27 at N.E.:** Registered a career-high 2.0 sacks, the only multi-sack game of his career
- **11/24 vs. CAR:** Started at RDE and made two solo tackles

2012 (w/ MIA - 16/12)

Appeared in all 16 games (12 starts) for the second consecutive season ... Season totals include 35 tackles (26 solo), 5.0 sacks, a career-high 12 tackles for loss and two passes defended ... Started the first nine games of the season at LDE

- Registered at least a half-sack in three consecutive games on **9/23 vs. NYJ** (0.5), **9/30 at ARI** (1.0) and **10/7 at CIN** (0.5)
- Posted a sack in back-to-back games on **12/9 at S.F.** and on **12/16 vs. JAX**

2011 (w/ MIA - 16/7)

Appeared in all 16 games (seven starts) for the first time in his career ... Posted a career-high 6.0 sacks ... Season totals include 22 tackles (20 solo), five tackles for loss, two passes defended and one forced fumble

- **9/12 vs. N.E.:** Intercepted the only pass of his career in the season-opener
- **10/2 at S.D.:** Posted 1.0 sack
- Posted 1.0 sack in three consecutive games on **11/6 at K.C.**, on **11/13 vs. WAS** and on **11/20 vs. BUF**
- **1/1/12 vs. NYJ:** Finished the season with two solo tackles, including 1.0 sack on in the season finale

2010 (w/ MIA - 1/1)

- **9/12 at BUF:** Made his NFL debut in the season-opener on and started at RDE ... Finished with one solo tackle before suffering a leg injury ... Placed on injured reserve on Oct. 22

COLLEGE (at Penn State, 2006-09)

- Four-year letterman (2006-2009) and three-year starter at Penn State
- Career totals included 104 tackles (47 solo), 14.5 sacks and 25.5 tackles for loss
- As a senior in 2009, started all 13 games and was named a first-team All-America selection, first-team All-Big Ten selection and the coaches' Big Ten Defensive Player of the Year, becoming the first defensive lineman to win the honor since 1993
- Fourth player in school history to win Big Ten Defensive Player of the Year
- Majored in sociology

PERSONAL

- Attended Lebanon (Pa.) High School where he was a Parade and U.S. Army All-America selection as a senior
- First-team All-State and Big 33 selection
- Totaled 70 tackles, 5.0 sacks and 10 tackles for loss as a senior in 2005
- Registered 80 tackles, 8.0 sacks and 18 tackles for loss as a junior in 2004, in addition to playing on the offensive line
- Also lettered in basketball and track and field
- Full name is Jared Taylor Odrick
- Twitter handle is @JaredOdrick

REGULAR SEASON CAREER STATISTICS

YEAR	TEAM	GP/GS	TKL	SOLO	ASST	SACKS	FF	FR	PD	TFL	INT
2010	MIA	1/1	1	1	0	0.0	0	0	0	1	0
2011	MIA	16/7	22	20	2	6.0	1	0	2	5	1
2012	MIA	16/12	35	26	9	5.0	0	0	2	12	0
2013	MIA	16/5	42	33	9	4.5	1	0	2	9	0
2014	MIA	16/16	29	23	6	1.0	1	1	5	3	0
2015	JAX	16/16	29	23	6	5.5	1	0	3	10	0
2016	JAX	6/6	12	9	3	1.0	1	0	1	0	0
NFL totals: 7 yrs.		87/63	170	135	35	23.0	5	1	15	40	1

CAREER HIGHS

	GAME	SEASON
Tackles:	6 (10/6/13 vs. BAL)	42 (2013)
Sacks:	2.0 (10/27/13 at N.E.)	6.0 (2011)
Forced fumbles:	1 (five times; last: 11/20/16 at DET)	1 (2011, 2013-15)
Fumble recoveries:	1 (11/2/14 vs. S.D.)	1 (2014)
Passes defended:	2 (10/12/14 vs. G.B.)	5 (2014)
Tackles for loss:	4 (9/30/13 at N.O.)	12 (2012)
Interceptions:	1 (9/12/11 vs. N.E.)	1 (2011)

2016 GAME-BY-GAME STATISTICS

DATE	OPP	TKL	SOLO	ASST	ST	SACKS	FF	FR	PD	TFL	
09/11	vs. Green Bay	5	3	2	0	1.0	0	0	0	0	
09/18	at San Diego	0	0	0	0	0.0	0	0	0	0	
09/25	vs. Baltimore					ina					
10/02	vs. Indianapolis					ina					
BYE WEEK											
10/16	at Chicago	3	2	1	0	0.0	0	0	0	0	
10/23	vs. Oakland	0	0	0	0	0.0	0	0	0	0	
10/27	at Tennessee					ina					
11/06	at Kansas City					ina					
11/13	vs. Houston	1	1	0	0	0.0	0	0	0	0	
11/20	at Detroit	3	3	0	0	0.0	1	0	1	0	
11/27	at Buffalo					ina					
12/04	vs. Denver					ina					
12/11	vs. Minnesota					IR					
12/18	at Houston					IR					
12/24	vs. Tennessee					IR					
01/01	at Indianapolis					IR					
2016 totals:		12	9	3	0	1.0	1	0	1	0	

PLAYER BIOS



2015 GAME-BY-GAME STATISTICS

DATE	OPP	TKL	SOLO	ASST	SACKS	FF	FR	PD	TFL	INT
09/13	vs. Carolina	3	3	0	0.0	0	0	0	0	0
09/20	vs. Miami	2	2	0	1.0	1	0	1	0	0
09/27	at New England	2	2	0	0.0	0	0	0	1	0
10/04	at Indianapolis	1	0	1	0.0	0	0	0	0	0
10/11	at Tampa Bay	3	1	2	0.0	0	0	0	0	0
10/18	vs. Houston	0	0	0	0.0	0	0	1	0	0
10/25	vs. Buffalo	0	0	0	0.0	0	0	0	0	0
BYE WEEK										
11/08	at N.Y. Jets	2	1	1	1.0	0	0	0	1	0
11/15	at Baltimore	1	1	0	0.0	0	0	0	1	0
11/19	vs. Tennessee	4	4	0	1.0	0	0	0	2	0
11/29	vs. San Diego	1	1	0	1.0	0	0	0	1	0
12/06	at Tennessee	1	1	0	0.0	0	0	0	1	0
12/13	vs. Indianapolis	2	2	0	0.0	0	0	0	1	0
12/20	vs. Atlanta	3	3	0	1.0	0	0	1	2	0
12/27	at New Orleans	0	0	0	0.0	0	0	0	0	0
01/03	at Houston	4	2	2	0.5	0	0	0	0	0
2015 totals:		29	23	6	5.5	1	0	3	10	0



2014 GAME-BY-GAME STATISTICS

DATE	OPP	TKL	SOLO	ASST	SACKS	FF	FR	PD	TFL	INT
09/07	vs. New England	3	3	0	0.0	0	0	0	0	0
09/14	at Miami	3	1	2	0.0	0	0	0	0	0
09/21	vs. Kansas City	1	1	0	1.0	1	0	0	0	0
09/28	at Oakland	1	1	0	0.0	0	0	1	0	0
BYE WEEK										
10/12	vs. Green Bay	1	1	0	0.0	0	0	2	0	0
10/19	at Chicago	0	0	0	0.0	0	0	0	0	0
10/26	at Jacksonville	2	1	1	0.0	0	0	0	0	0
11/02	vs. San Diego	0	0	0	0.0	0	1	0	0	0
11/09	at Detroit	1	1	0	0.0	0	0	0	0	0
11/13	vs. Buffalo	1	1	0	0.0	0	0	1	1	0
11/23	at Denver	1	1	0	0.0	0	0	0	0	0
12/01	at N.Y. Jets	3	2	1	0.0	0	0	0	0	0
12/07	vs. Baltimore	4	3	1	0.0	0	0	0	0	0
12/14	at New England	1	0	1	0.0	0	0	1	0	0
12/21	vs. Minnesota	3	3	0	0.0	0	0	0	0	0
12/28	vs. N.Y. Jets	4	4	0	0.0	0	0	0	2	0
2014 totals:		29	23	6	1.0	1	1	5	3	0



2013 GAME-BY-GAME STATISTICS

DATE	OPP	TKL	SOLO	ASST	SACKS	FF	FR	PD	TFL	INT
09/08	at Cleveland	1	1	0	0.0	0	0	0	0	0
09/15	at Indianapolis	2	1	1	0.0	0	0	0	0	0
09/22	vs. Atlanta	2	2	0	0.0	0	0	0	0	0
09/30	at New Orleans	5	4	1	1.0	0	0	0	4	0
10/06	vs. Baltimore	6	5	1	0.0	0	0	1	0	0
BYE WEEK										
10/20	vs. Buffalo	2	2	0	0.0	0	0	0	1	0
10/27	at New England	4	2	2	2.0	0	0	0	2	0
10/31	vs. Cincinnati	1	0	1	0.5	0	0	0	0	0
11/11	at Tampa Bay	4	4	0	0.0	0	0	0	0	0
11/17	vs. San Diego	2	2	0	1.0	0	0	1	1	0
11/24	vs. Carolina	2	2	0	0.0	0	0	0	1	0
12/01	at N.Y. Jets	1	0	1	0.0	0	0	0	0	0
12/08	at Pittsburgh	2	1	1	0.0	0	0	0	0	0
12/15	vs. New England	1	0	1	0.0	0	0	0	0	0
12/22	at Miami	5	4	1	0.0	1	0	0	0	0
12/29	vs. N.Y. Jets	2	0	2	0.0	0	0	0	0	0
2013 totals:		42	33	9	4.5	1	0	2	9	0



2012 GAME-BY-GAME STATISTICS

DATE	OPP	TKL	SOLO	ASST	SACKS	FF	FR	PD	TFL	INT
09/09	at Houston	2	0	2	0.0	0	0	0	0	0
09/16	vs. Oakland	1	0	1	0.0	0	0	0	0	0
09/23	vs. N.Y. Jets	2	1	1	0.5	0	0	0	0	0
09/30	at Arizona	3	3	0	1.0	0	0	0	1	0
10/07	at Cincinnati	2	0	2	0.0	0	0	0	0	0
10/13	vs. St. Louis	2	0	2	0.0	0	0	1	1	0
BYE WEEK										
10/28	at N.Y. Jets	2	0	2	0.0	0	0	0	0	0
11/04	at Indianapolis	4	3	1	0.0	0	0	0	1	0
11/11	vs. Tennessee	1	1	0	0.0	0	0	0	1	0
11/15	at Buffalo	3	1	2	0.0	0	0	0	1	0
11/25	vs. Seattle	4	4	0	1.0	0	0	0	2	0
12/02	vs. New England	1	1	0	0.0	0	0	0	0	0
12/09	at San Francisco	4	3	1	1.0	0	0	0	1	0
12/16	vs. Jacksonville	2	2	0	1.0	0	0	0	1	0
12/23	vs. Buffalo	1	1	0	0.0	0	0	0	0	0
12/30	at Miami	1	1	0	0.0	0	0	0	1	0
2012 totals:		35	26	9	5.0	0	0	2	12	0



2011 GAME-BY-GAME STATISTICS

DATE	OPP	TKL	SOLO	ASST	SACKS	FF	FR	PD	TFL	INT
09/12	vs. New England	2	2	0	0.0	0	0	1	0	1
09/18	vs. Houston	3	2	1	0.0	0	0	0	0	0
09/25	at Cleveland	0	0	0	0.0	0	0	0	0	0
10/02	at San Diego	2	2	0	0.0	1	0	0	1	0
BYE WEEK										
10/17	at N.Y. Jets	0	0	0	0.0	0	0	0	0	0
10/23	vs. Denver	3	3	0	1.0	0	0	0	1	0
10/30	at N.Y. Giants	0	0	0	0.0	0	0	0	0	0
11/06	at Kansas City	1	1	0	1.0	0	0	0	0	0
11/13	vs. Washington	1	1	0	1.0	0	0	0	1	0
11/20	vs. Buffalo	3	2	1	1.0	0	0	0	1	0
11/24	at Dallas	0	0	0	0.0	0	0	0	0	0
12/04	vs. Oakland	0	0	0	0.0	0	0	0	0	0
12/11	vs. Philadelphia	2	2	0	0.0	0	0	1	0	0
12/18	at Buffalo	2	2	0	1.0	0	0	0	1	0
12/24	at Miami	1	1	0	0.0	0	0	0	0	0
01/01	vs. N.Y. Jets	2	2	0	1.0	0	0	0	0	0
2011 totals:		22	20	2	6.0	1	0	2	5	1




2010 GAME-BY-GAME STATISTICS

DATE	OPP	TKL	SOLO	ASST	SACKS	FF	FR	PD	TFL	INT
09/12	at Buffalo	1	1	0	0.0	0	0	0	0	0
09/19	at Minnesota	ina								
09/26	vs. N.Y. Jets	ina								
10/04	vs. New England	ina								
BYE WEEK										
10/17	at Green Bay	ina								
10/24	vs. Pittsburgh	ina								
10/31	at Cincinnati	ina								
11/07	at Baltimore	ina								
11/14	vs. Tennessee	ina								
11/18	vs. Chicago	ina								
11/28	at Oakland	IR								
12/05	vs. Cleveland	IR								
12/12	at N.Y. Jets	IR								
12/19	vs. Buffalo	IR								
12/26	vs. Detroit	IR								
01/02	at New England	IR								
2010 totals:		1	1	0	0.0	0	0	0	0	0

PLAYER BIOS

77 PATRICK OMAMEH

OFFENSIVE LINEMAN
6-4 327 LBS.
MICHIGAN
BORN DECEMBER 29, 1989
COLUMBUS, OHIO
ACQ: FREE AGENT 2016
EXP: 4TH YEAR



TRANSACTIONS

Originally signed with San Francisco as an undrafted rookie on 5/7/13 ... Signed by Tampa Bay from San Francisco's practice squad on 10/11/13 ... Waived by Tampa Bay on 9/4/15 ... Claimed off waivers by Chicago on 9/6/15 ... Signed with Jacksonville as a free agent on 6/2/16 ... Placed on injured reserve on 11/21/16

PRO (Games played/started - 41/33)

- 4th-year OG has spent time with Tampa Bay, Chicago and Jacksonville
- Began career as an undrafted free agent with San Francisco in 2013

2016 (w/ JAX - 10/7)

Placed on injured reserve on 11/21/16

- **9/11 vs. G.B.:** Played five snaps on special teams in Jaguars debut
- **9/18 at S.D.:** Saw action at LT after **Kelvin Beachum** exited the game in the third quarter
- **9/25 vs. BAL:** Saw action on special teams
- **10/2 vs. IND:** Started as an extra offensive lineman and then played 58 snaps at LG after **Luke Joeckel's** knee injury
- **10/16 at CHI:** Started at LG
- **10/23 vs. OAK:** Started at LG
- **10/27 at TEN:** Started at LG
- **11/6 at K.C.:** Started at LG, helping the team rush for a season-high 205 yards
- **11/13 vs. HOU:** Started at LG
- **11/20 at DET:** Started at LG before exiting the game with a foot injury

2015 (w/ CHI - 14/9)

Appeared in 14 games (9 starts) at RG

2014 (w/ T.B. - 16/16)

Started all 16 games at RG

- **9/7 vs. WAS:** Made NFL debut and his first career start
- **9/14 vs. STL:** Started at right guard helping pave the way for Bobby Rainey's 144-yard rushing day
- **12/28 vs. NO:** Helped pave the way for 183 rushing yards by the Buccaneers, the most the team had recorded since 2013 (11/17/13 vs. Atlanta)

2013 (w/ T.B. - 0/0)

Inactive all 16 games

COLLEGE (at Michigan 2008-12)

- Started 41-of-45 games at Michigan (2008-12), including every game his final three seasons
- Earned first-team All-Big Ten honors as a senior
- Named to the 2012 Allstate AFCA Good Works Team

PERSONAL

- Attended St. Francis De Sales High School (Columbus, Ohio)
- Earned first-team all-state honors as a senior
- Born Patrick Omameh on December 29, 1989 in Columbus, Ohio

PLAYER BIOS

53

SEAN PORTER

LINEBACKER

6-1 235 LBS.


TEXAS A&M

BORN JANUARY 12, 1991

SCHERTZ, TEXAS

ACQ: FREE AGENT 2015

EXP: 3RD YEAR



TRANSACTIONS

Originally drafted by Cincinnati in the fourth round (118th overall) of the 2013 Draft ... Waived on 11/30/15 ... Signed by Jacksonville to the practice squad on 12/7/15 ... Waived on 9/2/16 ... Signed to practice squad on 9/4/16 ... Promoted to active roster on 12/6/16 ... Placed on injured reserve on 12/27/16

PRO (Games played/started - 2/0)

After suffering shoulder injury in training camp, was placed on reserve/injured list for the remainder of rookie season ... In 2014, appeared in one game before suffering a season-ending knee surgery and reappeared on the reserve/injured list ... Began 2015 season on team's Physically Unable to Perform list

2016 (w/ JAX - 2/0)

Spent the first 13 weeks on the team's practice squad before promotion to the 53-man active roster prior to week 14 vs. Minnesota

- 12/11 vs. MIN: Saw action on special teams
- 12/18 at HOU: Saw action on special teams

2015 (w/ CIN - PUP; w/ JAX - ps)

Began season on Cincinnati's PUP list before being waived on 11/30

2014 (w/ CIN - 1/0)

Played in two preseason games, and had one INT and one tackle ... Inactive for Weeks 1-3 due to hamstring injury suffered in preseason finale

- 10/5 at N.E.: Made NFL debut, but suffered season-ending knee injury on opening kickoff
- 10/7: Placed on Reserve/Injured list

2013 (w/ CIN - IR)

Had his rookie 2013 season derailed by a training camp injury ... Placed on Reserve/Injured list on 8/27

COLLEGE (at Texas A&M)

- Played four seasons at Texas A&M, seeing action 52 games, with 41 starts
- Team captain
- Posted 261 tackles with 14.5 sacks and 34.5 tackles for loss
- Played in senior bowl
- Majored in recreation, parks and tourism sciences

PERSONAL

- Attended Clemens (Texas) High School, where he was a two-time first-team all-district selection in Class 4
- Enjoys basketball, golf and chess
- Twitter handle is @onlyoneSP

PLAYER BIOS

73 JEREMIAH POUTASI

OFFENSIVE LINEMAN
6-5 330 LBS.
UTAH
BORN AUGUST 7, 1994
DALY CITY, CALIF.
ACQ: FREE AGENT 2016
EXP: 2ND YEAR



TRANSACTIONS

Originally drafted by Tennessee in third round (66th overall) of the 2015 draft... Signed to the Jaguars practice squad on 9/5/16 ... Promoted to the 53-man roster on 11/8/16 ... Placed on injured reserve on 12/20/16

PRO (Games played/started - 11/7)

• Second-year OL has appeared in 11 game with seven starts

2016 (w/JAX - 1/1)

Spent the first 11 weeks of the season on the practice squad before being promoted to the active roster prior to Week 11

- 11/20 at DET: Inactive
- 11/27 at BUF: Inactive
- 12/4 vs. DEN: Inactive
- 12/11 vs. MIN: Inactive
- 12/18 at HOU: Made his Jaguar debut and started at LG ... left the game with an ankle injury and did not return

2015 (w/TEN - 11/7)

Appeared in 11 games with seven starts at RT

COLLEGE (at Utah - 2012-14)

- Played both guard and tackle at Utah
- Played in 36 games with 35 starts
- Spent junior year playing left tackle and his freshman and sophomore year at right tackle

PERSONAL

- Attended Desert Pines (Nev.) High School
- Competed on the school's bowling team, posting a high score of 283
- Married to his wife, DeAnna

PLAYER BIOS

64

CHRIS REED

OFFENSIVE LINEMAN
6-5 310 LBS.
MINNESOTA STATE-MANKATO
BORN JULY 22, 1992
OMAHA, NEBRASKA
ACQ: FREE AGENT 2015
EXP: 1ST YEAR



TRANSACTIONS

Originally signed by Jacksonville as a rookie free agent on 5/8/15 ... Signed to practice squad on 9/6/15 ... Placed on injured reserve on 12/23/16

PRO (Games played/started - 10/4)

Spent his rookie season on the practice squad

2016 (w/ JAX - 10/4)

- **9/11 vs. G.B.:** Inactive for the team's season opener
- **9/18 at S.D.:** Inactive
- **9/25 vs. BAL:** Earned his first career start at LG
- **10/2 vs. IND:** Inactive
- **10/16 at CHI:** Played two snaps at G and saw action on special teams
- **10/23 vs. OAK:** Made his second consecutive appearance
- **10/27 at TEN:** Saw action on special teams
- **11/6 at K.C.:** Saw action on special teams
- **11/13 vs. HOU:** Saw action on special teams
- **11/20 at DET:** Played 47 snaps at LG after starting LG **Patrick Omameh** suffered a left foot injury
- **11/27 at BUF:** Started at LG, helping the team rush for 183 yards
- **12/4 vs. DEN:** Started at LG and helped the team rush for 154 yards
- **12/11 vs. MIN:** Started at LG
- **12/18 at HOU:** Inactive (toe)

2015 (w/ JAX - ps)

Spent season on the team's practice squad

COLLEGE (at Minnesota State, 2010-14)

- Four-year letterman appeared in 48 games in his career
- Started in all 15 games as a senior in 2014
- Helped school rush for 3,625 yards and pass for 3,079 yards, compiling 82 total TDs
- Selected as D2Football.com first-team All-America, first-team NSIC South Division All-Conference and second-team Don Hansen All-Super Region Three
- Also participated on the school's indoor and outdoor track teams and qualified for the 2011 NCAA Division II National Championships in shot put
- Eleven-time NCAA Division II Track & Field All-American
- Two-time NCAA Division II champion in outdoor shot put (2013 and 2014)
- Holds Minnesota State record in indoor shot put (65'010.5") & outdoor shot put (65'-7")
- Holds Minnesota State record in indoor weight throw (67'-7.5") and outdoor hammer throw (215'-11")


PERSONAL

- Three-year starter at Omaha Central (Neb.) High School
- Also attended Spirit Lake (Iowa) High School for one year
- Honorable mention All-State selection
- Stand-out athlete in track and field and won the State Title twice for Nebraska
- Named the state's Field Athlete of the Year in 2009
- Son of Chuck Reed and Anne McCormick
- Majored in psychology with a minor in coaching

PLAYER BIOS

23

JAMES SAMPLE



SAFETY

6-2 217 LBS.

LOUISVILLE

BORN JUNE 23, 1992

SACRAMENTO, CALIFORNIA

ACQ: 4TH ROUND OF 2015 DRAFT (104TH)

EXP: 2ND YEAR

TRANSACTIONS

Originally drafted by Jacksonville in the fourth round (104th overall) of the 2015 draft ... Placed on injured reserve 8/30/16

PRO (Games played/started - 4/2)

- First player from Louisville selected by the Jaguars in team draft history
- Began rookie training camp on Active/PUP list before returning to the active roster on 8/17

2016 (w/ JAX - IR)

- Spent the season on injured reserve

2015 (w/ JAX - 4/2)

- Played in four games with two starts before suffering a shoulder injury and was placed on IR
- **9/13 vs. CAR:** Served as a reserve S and was active on special teams in pro debut
- **9/20 vs. MIA:** Made his first career start at SS and made five tackles (five solo)
- **9/27 at N.E.:** Made four tackles (two solo) and recorded one pass defensed at FS
- **10/4 at IND:** Made his second start at SS and made four tackles (three solo)

COLLEGE (at Louisville, 2014; at Washington, 2011-12)

- Played his junior season with Louisville after transferring from American River College (Calif.) and the University of Washington
- In 2014, played in all 13 games and made 13 starts with Louisville and led the team with 90 tackles
- In 2012 at Washington, saw action in three games as a sophomore
- In 2011, saw action in two games as a freshman, before his season was cut short due to injury

PERSONAL

- Played at Grant High School in Sacramento, Calif. for head coach Mike Alberghini
- Rated as a four-star recruit by Rivals.com the No. 9 safety in the country and No. 15 prospect in California as a senior by Rivals.com
- Named a high school All-American as a senior and voted to participate in the U.S. Army All-America Bowl
- Helped lead Grant to a 12-1 record as a junior, totaling 111 tackles
- Named first-team All-Metro and a PrepStar All-American as a junior
- Twitter handle is @phenom2323

REGULAR SEASON CAREER STATISTICS

YEAR	TEAM	GP/GS	TKL	SOLO	ASST	SACKS	FF	FR	INT	PD
2015	JAX	4/2	13	10	3	0.0	0	0	0	1
2016	JAX					IR				
NFL totals: 2 yrs.		4/2	13	10	3	0.0	0	0	0	1

CAREER HIGHS

	GAME	SEASON
Tackles:	5 (9/20/15 vs. Miami)	13 (2015)
Passes defensed:	1 (9/27/15 at New England)	1 (2015)

2015 GAME-BY-GAME STATISTICS

DATE	GAME	TKL	SOLO	ASST	SACKS	FF	FR	INT	PD
09/13	vs. Carolina	0	0	0	0.0	0	0	0	0
09/20	vs. Miami	5	5	0	0.0	0	0	0	0
09/27	at New England	4	2	2	0.0	0	0	0	1
10/04	at Indianapolis	4	3	1	0.0	0	0	0	0
10/11	at Tampa Bay				ina				
10/18	vs. Houston				ina				
10/25	vs. Buffalo				ina				
11/01	BYE WEEK								
11/08	at N.Y. Jets				ina				
11/15	at Baltimore				ina				
11/19	vs. Tennessee				IR				
11/29	vs. San Diego				IR				
12/06	at Tennessee				IR				
12/13	vs. Indianapolis				IR				
12/20	vs. Atlanta				IR				
12/27	at New Orleans				IR				
01/03	at Houston				IR				
2015 totals:		13	10	3	0.0	0	0	0	1

Additional statistics: 2 special teams tackles in 2015

PLAYER BIOS

80 JULIUS THOMAS



TIGHT END

6-5 257 LBS.


PORTLAND STATE

BORN JUNE 27, 1988

STOCKTON, CALIFORNIA

ACQ: UNRESTRICTED FREE AGENT (DENVER) 2015

EXP: 6TH YEAR



- **1/19 vs. N.E.:** Led team with eight receptions for 85 yards (10.6 rec. avg.) in the AFC Championship game

2012 (w/ DEN - 4/0)

Appeared in the first four games of the season before being declared a game day inactive for the remainder of the season with an ankle injury

2011 (w/ DEN - 5/1)

Saw action in five games with one start as a rookie

- **9/18 vs. CIN:** Made first career reception for five yards

COLLEGE (at Portland State, 2007-10)

- Played one season of collegiate football during his senior season
- Named first-team All-Big Sky Conference after starting 10 of 11 games and posting 29 receptions for 453 yards (15.6 rec. avg.) and two TDs as a senior
- Participated in the East-West Shrine Game following his senior season and caught a five-yard TD and two-point conversion for the West team
- Four-year letterman for Portland State's basketball team
- Led basketball team to its first two appearances in the NCAA tournament (2008, 2009) in school history
- Finished as the program's all-time leader in games played (121), career wins (78) and field goal pct. (.663)
- Graduated with a degree in business administration

TRANSACTIONS

Originally drafted by Denver in the fourth round (129th overall) of the 2011 draft ... Signed by Jacksonville as an unrestricted free agent on 3/11/15 ... Placed on injured reserve on 12/10/16

PRO (Games played/started - 57/41, 4/3)

- Sixth-year TE spent first four seasons with Denver after being selected in the fourth round of 2011 draft
- Two-time Pro Bowl selection (2013, 2014)
- Has 33 receiving TDs since the 2013 season, the most by an NFL TE during that span
- Became the first TE in NFL history to register 12-plus TDs in consecutive seasons (2013-14)
- Has posted 100+ receiving yards in four games, multiple TDs in six games and five-plus catches in 14 games

2016 (w/ JAX - 9/6)

- **9/11 vs. G.B.:** Made five catches for 64 yards, including a 22-yard TD
- **9/18 at S.D.:** Had four catches for 71 yards (17.8 rec. avg.)
- **9/25 vs. BAL:** Started at TE and recorded two receptions for 13 yards
- **10/2 vs. IND:** Inactive (elbow)
- **10/16 at CHI:** Posted two receptions for 28 yards
- **10/23 vs. OAK:** Caught three passes for 20 yards (6.7 rec. avg.), including a nine-yard TD pass, his second TD of the season
- **10/27 at TEN:** Started at TE and recorded three receptions for 28 yards including a 10-yard TD pass from QB **Blake Bortles**
- **11/6 at K.C.:** Posted two receptions for 21 yards
- **11/13 vs. HOU:** Had six receptions for 24 yards and one TD
- **11/20 at DET:** Had three receptions for 12 yards (4.0 rec. avg.)
- **11/27 at BUF:** Inactive (back)
- **12/4 vs. DEN:** Inactive (back)

2015 (w/ JAX - 12/10)

Missed the first four games of the season due to a thumb injury ... Played in 12 games with 10 starts and caught 46 passes for 455 yards (9.9 rec. avg.) and five TDs ... Caught a TD in four consecutive games between 11/19 and 12/13, the longest streak by a Jaguars TE since **Marcedes Lewis** from 12/1/13 - 12/22/13

- **10/11 at T.B.:** Made his Jaguars debut, recording two catches for 20 yards (10.0 avg.)
- **10/18 vs. HOU:** Made his first start as a Jaguar, making seven receptions for 78 yards (11.1 rec. avg.) and his first TD as a Jaguar
- **11/19 vs. TEN:** Had five receptions for 28 yards (5.6 rec. avg.) and a game-winning 5-yard TD reception in the fourth quarter
- **11/29 vs. S.D.:** Had a career-high-tying nine receptions for a season-high 116 yards (12.9 rec. avg.) and one TD
- **12/6 at TEN:** Posted two receptions for 15 yards (7.5 rec. avg.) and one TD

2014 (w/ DEN - 13/10, 1/0)

Missed three games with an ankle injury ... Season totals included 43 receptions for 489 yards (11.4 rec. avg.) and team-high 12 TDs ... Earned his second consecutive Pro Bowl selection

- **10/5 vs. ARI:** Caught Denver QB Peyton Manning's historic 500th TD pass in the first quarter
- **10/12 at NYJ:** Caught two TDs, increasing his season total to nine receiving TDs through five games, tied for the most in NFL history (most-ever by an NFL TE)
- **11/9 at OAK:** Made his 100th career reception and caught his final two TDs
- **1/11/15 vs. IND:** Registered six receptions for 53 yards (8.8 rec. avg.) in the Broncos' 24-13 loss on in the AFC Divisional Playoff round

2013 (w/ DEN - 14/14, 3/3)

Started 14 games and finished with 65 catches for 788 yards (12.1 rec. avg.) and a career-high 12 TDs ... Earned his first Pro Bowl selection ... Had at least one TD in 10 of 16 games

- **9/5 vs. BAL:** Opened the season with five receptions for 110 yards and two TDs, posting his first career 100-yard receiving game
- **10/6 at DAL:** Set career highs in receptions (nine) and receiving yards (122) and added two receiving TDs
- **11/10 at S.D.:** Caught a 74-yard TD pass
- **12/22 at HOU:** Caught Peyton Manning's record-breaking 51st TD pass on a 25-yard completion, finishing with six receptions for 78 yards (13.0 rec. avg.)
- **1/12/14 vs. S.D.:** Led the team with 76 receiving yards on six receptions (12.7 rec. avg.) in his postseason debut in the AFC Divisional Playoff game

REGULAR SEASON CAREER STATISTICS

YEAR	TEAM	GP/GS	NO	YDS	AVG	LG	TD
2011	DEN	5/1	1	5	5.0	5	0
2012	DEN	4/0	0	0	0.0	0	0
2013	DEN	14/14	65	788	12.1	74t	12
2014	DEN	13/10	43	489	11.4	35t	12
2015	JAX	12/10	46	455	9.9	34	5
2016	JAX	9/6	30	281	9.4	24	4
NFL totals: 6 yrs.		57/41	185	2,018	10.9	74t	33

POSTSEASON CAREER STATISTICS

YEAR	TEAM	GP/GS	NO	YDS	AVG	LG	TD
2013	DEN	3/3	18	188	10.4	37	0
2014	DEN	1/0	6	53	8.8	32	0
NFL totals: 6 yrs.		4/3	24	241	10.0	37	0

CAREER HIGHS

	GAME	SEASON
Receptions:	9 (twice, last: 11/29/15 vs. S.D.)	65 (2013)
Receiving yards:	122 (10/6/13 at DAL)	788 (2013)
Longest reception:	74 (11/10/13 at S.D.)	74 (2013)
Touchdowns:	3 (9/7/14 vs. IND)	12 (2013 & 2014)

2016 GAME-BY-GAME STATISTICS

DATE	OPP	RECS	YDS	AVG.	LG	TD
09/11	vs. Green Bay	5	64	12.8	22t	1
09/18	at San Diego	4	71	17.8	24	0
09/25	vs. Baltimore	2	13	6.5	8	0
10/02	vs. Indianapolis			ina		
	BYE WEEK					
10/16	at Chicago	2	28	14.0	15	0
10/23	vs. Oakland	3	20	6.7	9t	1
10/27	at Tennessee	3	28	9.3	10t	1
11/06	at Kansas City	2	21	10.5	12	0
11/13	vs. Houston	6	24	4.0	12	1
11/20	at Detroit	3	12	4.0	9	0
11/27	at Buffalo			ina		
12/04	vs. Denver			ina		
12/11	vs. Minnesota			IR		
12/18	at Houston			IR		
12/24	vs. Tennessee			IR		
01/01	at Indianapolis			IR		
2016 totals:		30	281	9.4	24	4

PLAYER BIOS

2015 GAME-BY-GAME STATISTICS

DATE	GAME	RECS	YDS	AVG.	LG	TD
09/13	vs. Carolina			ina		
09/20	vs. Miami			ina		
09/27	at New England			ina		
10/04	at Indianapolis			ina		
10/11	at Tampa Bay	2	20	10.0	15	0
10/18	vs. Houston	7	78	11.1	29t	1
10/25	vs. Buffalo	1	4	4.0	4	0
	BYE WEEK					
11/08	at N.Y. Jets	3	14	4.7	7	0
11/15	at Baltimore	2	23	11.5	12	0
11/19	vs. Tennessee	5	28	5.6	12	1
11/29	vs. San Diego	9	116	12.9	34	1
12/06	at Tennessee	2	15	7.5	9t	1
12/13	vs. Indianapolis	5	54	10.8	30	1
12/20	vs. Atlanta	6	79	13.2	22	0
12/27	at New Orleans	2	12	6.0	8	0
01/03	at Houston	2	12	6.0	6	0
2015 totals:		46	455	9.9	34	5

2014 GAME-BY-GAME STATISTICS

DATE	GAME	RECS	YDS	AVG.	LG	TD
09/07	vs. Indianapolis	7	104	14.9	35t	3
09/14	vs. Kansas City	4	39	9.8	16	1
09/21	at Seattle	3	17	5.7	9	1
	BYE WEEK					
10/05	vs. Arizona	6	66	11.0	25	2
10/12	at N.Y. Jets	4	51	12.8	22t	2
10/19	vs. San Francisco	4	27	6.8	10	0
10/23	vs. San Diego	2	23	11.5	17	0
11/02	at New England	2	33	16.5	18t	1
11/09	at Oakland	6	63	10.5	32t	2
11/16	at St. Louis	2	3	1.5	2	0
11/23	vs. Miami			ina		
11/30	at Kansas City			ina		
12/07	vs. Buffalo			DNP		
12/14	at San Diego	1	30	30.0	30	0
12/22	at Cincinnati	2	33	16.5	26	0
12/28	vs. Oakland	0	0	0.0	0	0
2014 totals:		43	489	11.4	35t	12
01/11	vs. Indianapolis	6	53	8.8	32	0
Postseason totals:		6	52	8.8	32	0

2013 GAME-BY-GAME STATISTICS

DATE	GAME	RECS	YDS	AVG.	LG	TD
09/05	vs. Baltimore	5	110	22.0	44	2
09/15	at N.Y. Giants	6	47	7.8	19	1
09/23	vs. Oakland	3	37	12.3	14	1
09/29	vs. Philadelphia	4	43	10.8	13	0
10/06	at Dallas	9	122	13.6	29	2
10/13	vs. Jacksonville	4	22	5.5	11	1
10/20	at Indianapolis	5	41	8.2	13	1
10/27	vs. Washington	3	29	9.7	19	0
	BYE WEEK					
11/10	at San Diego	3	96	32.0	74t	1
11/17	vs. Kansas City	3	43	14.3	20	1
11/24	at New England			ina		
12/01	at Kansas City			ina		
12/08	vs. Tennessee	5	35	7.0	12	1
12/12	vs. San Diego	4	49	12.3	22	0
12/22	at Houston	6	78	13.0	25t	1
12/29	at Oakland	5	36	7.2	10	0
2013 totals:		65	788	12.1	74t	12
01/12	vs. San Diego	6	76	12.7	12	0
01/19	vs. New England	8	85	10.6	37	0
02/02	vs. Seattle	4	27	6.8	11	0
Postseason totals:		18	188	10.4	37	0

2012 GAME-BY-GAME STATISTICS

DATE	GAME	RECS	YDS	AVG.	LG	TD
09/09	vs. Pittsburgh	0	0	0.0	0	0
09/17	at Atlanta	0	0	0.0	0	0
09/23	vs. Houston	0	0	0.0	0	0
09/30	vs. Oakland	0	0	0.0	0	0
10/07	at New England			ina		
10/15	at San Diego			ina		
	BYE WEEK					
10/28	vs. New Orleans			ina		
11/04	at Cincinnati			ina		
11/11	at Carolina			ina		
11/18	vs. San Diego			ina		
11/25	at Kansas City			ina		
12/02	vs. Tampa Bay			ina		
12/06	at Oakland			ina		
12/16	at Baltimore			ina		
12/23	vs. Cleveland			ina		
12/30	vs. Kansas City			ina		
2012 totals:		0	0	0.0	0	0
01/12	vs. Baltimore			ina		
Postseason totals:		0	0	0.0	0	0

2011 GAME-BY-GAME STATISTICS

DATE	GAME	RECS	YDS	AVG.	LG	TD
09/12	vs. Oakland	0	0	0.0	0	0
09/18	vs. Cincinnati	1	5	5.0	5	0
09/25	at Tennessee			ina		
10/02	at Green Bay			ina		
10/09	vs. San Diego			ina		
	BYE WEEK					
10/23	at Miami			ina		
10/30	vs. Detroit	0	0	0.0	0	0
11/06	at Oakland	0	0	0.0	0	0
11/13	at Kansas City	0	0	0.0	0	0
11/17	vs. N.Y. Jets			ina		
11/27	at San Diego			ina		
12/04	at Minnesota			ina		
12/11	vs. Chicago			ina		
12/18	vs. New England			ina		
12/24	at Buffalo			ina		
01/01	vs. Kansas City			ina		
2011 totals:		1	5	5.0	5	0

PLAYER BIOS

66 JONATHAN WOODARD

DEFENSIVE END

6-5 287 LBS

CENTRAL ARKANSAS

BORN SEPTEMBER 19, 1993

BRENTWOOD, TENNESSEE

ACQ: 7TH ROUND OF 2016 DRAFT (226TH)

EXP: ROOKIE



COLLEGE CAREER STATISTICS

YEAR	GP	TKL	SOLO	ASST	SACKS	FF	FR	PD	TFL	INT
2015	11	34	15	19	5.5	1	1	0	11.5	0
2014	12	56	30	26	10.0	0	0	2	18.5	1
2013	12	50	34	16	8.0	2	1	1	11.5	0
2012	12	36	27	9	7.0	2	3	0	11.5	0
Totals: 4 yrs.	47	176	106	70	30.5	5	5	3	53.0	1

TRANSACTIONS

- Originally drafted by Jacksonville in the seventh round (226th overall) of the 2016 NFL Draft ... Placed on reserve physically unable to perform on 8/29/16

COLLEGE (at Central Arkansas, 2013-15)

- Recorded 174 tackles during his four-year career
- Set Central Arkansas records with 30.5 sacks and 53.0 tackles for loss
- Four-time All-Southland Conference (2012-15)

2016 (w/JAX - PUP)

Spent the season on the physically unable to perform on 8/29/16

2015

Earned the 2015 Dan Hampton Award, given to the best defensive lineman in the state of Arkansas ... Named to the Southland All-Conference First Team ... Had 1.5 sacks in three different games

2014

Finished junior season with 56 tackles (30 solo), including 18.5 tackles for loss and 10.0 sacks ... Recorded one INT and two blocked kicks ... Associated Press FCS All-America selection

- 10/4 vs. Stephen F. Austin:** Tallied seven tackles (three solo), including a single-game school record 3.5 sacks

2013

Started 12 games at DE ... Tied for third on the team with 49 tackles (33 solo) and 10.5 for loss ... Led the Southland Conference with 8.0 sacks ... Added two forced fumbles, one fumble recovery and one pass break-up

2012

Appeared in 12 games at DE ... Collected 36 tackles (25 solo) and led the team with 7.0 sacks ... Forced two fumbles and recovered three fumbles, including one returned for a TD


HIGH SCHOOL

- Attended Ravenwood High School (Tennessee)
- Made 73 tackles, 11.0 sacks, 18 QB hurries and seven pass breakups during junior and senior seasons
- Two-year letterman in track and field (jumps and sprints)

PLAYER BIOS

24

T.J. YELDON



RUNNING BACK

6-1 223 LBS.

ALABAMA

BORN OCTOBER 2, 1993

DAPHNE, ALABAMA

ACQ: 2ND ROUND OF 2015 DRAFT (36TH)

EXP: 2ND YEAR

TRANSACTIONS

Originally drafted by Jacksonville in the second round (36th overall) of the 2015 Draft ... Placed on injured reserve on 12/26/16

PRO (Games played/started - 27/25)

• Second-year RB has started in 25 of 27 career games he has appeared in

2016 (w/ JAX - 15/13)

- **9/11 vs. G.B.:** Started at RB and rushed 21 times for 39 yards and one TD
- **9/18 at S.D.:** Rushed seven times for 28 yards (4.0 avg.)
- **9/25 vs. BAL:** Rushed six times for 17 yards and also had 2 receptions for 11 yards
- **10/2 vs. IND:** Rushed 14 times for 71 yards (5.1 avg.) and recorded four receptions for 46 yards
- **10/16 at CHI:** Rushed six times for 21 yards and posted one reception for five yards
- **10/23 vs. OAK:** Rushed six times for 24 yards and caught one pass for four yards ... Matched his longest rush of the season with a 15-yard run
- **10/27 at TEN:** Rushed for 20 yards on three carries and also had four receptions for 36 yards
- **11/6 at K.C.:** Rushed seven times for 33 yards (4.7 rush avg.) and had five receptions for 32 yards and one TD
- **11/13 vs. HOU:** Rushed nine times for 31 yards (3.4 rush avg.) and had three receptions for 27 yards (9.0 rec. avg.)
- **11/20 at DET:** Rushed four times for 16 yards (4.0 rush avg.) before exiting the game with an ankle injury
- **11/27 at BUF:** Rushed six times for 17 yards and posted one reception for three yards
- **12/4 vs. DEN:** Rushed 14 times for 55 yards and posted three receptions for 27 yards
- **12/11 vs. MIN:** Rushed 17 times for 59 yards (3.5 avg.) and posted a team-high seven receptions for 31 yards (4.4 rec. avg.)
- **12/18 at HOU:** Rushed eight times for 28 yards (3.5 avg.) and recorded team-highs with five receptions for 34 yards
- **12/24 vs. TEN:** Rushed twice for five yards and left the game in the first quarter with an ankle injury and did not return

2015 (w/ JAX - 12/12)

Played and started in 12 games during his rookie season ... Totaled 182 rushes for 740 yards (4.1 rush avg.) and two TDs and 36 receptions for 279 yards (7.8 rec. avg.) and one TD ... His 740 rushing yards are the most by a Jaguars rookie in a single season since **Maurice Jones-Drew** (941 yards) in 2006 ... Ranked fourth among NFL rookies with 1,019 scrimmage yards (740 rushing, 279 receiving)

- **9/13 vs. CAR:** Rushed 12 times for 51 yards (4.3 avg.) and had three receptions for 16 yards (5.3 avg.) in NFL debut
- **9/20 vs. MIA:** Rushed 25 times for 70 yards (2.8 avg.) and had three receptions for 13 yards (4.3 avg.)
- **10/4 at IND:** Recorded his first 100-yard rushing game of his career, tallying 22 rushes for 105 yards (4.8 avg.), including a career-long 36-yard scamper in OT ... Also had two catches for four yards (2.0 rec. avg.) ... Became first Jaguars rookie RB to rush for 100 yards since Jones-Drew recorded 131 yards on 12/24/06 versus New England
- **10/11 at T.B.:** Rushed 11 times for 32 yards (2.9 rush avg.) and had five receptions for 31 yards (6.2 rec. avg.), including his first career NFL touchdown
- **10/25 vs. BUF:** Rushed 20 times for a season- and career-high 115 yards and his first career TD
- **11/8 at NYJ:** Rushed 14 times for 64 yards (4.6 rush avg.), including a career-long 45-yard carry in the fourth quarter
- **12/6 at TEN:** Rushed 15 times for 57 yards (3.8 rush avg.) and one TD, and had four receptions for a career-high 79 receiving yards, including a career-long reception of 67 yards

COLLEGE (at Alabama, 2012-14)

- Appeared in 39 games with 21 starts and finished fourth in school history with 3,322 career rushing yards and third with 37 career rushing TDs
- Only player in school history to rush for 1,000-plus yards in his first two seasons
- Fifth player in program history to rush for 1,000-plus yards in multiple seasons, joining **Johnny Musso** (1970-71), **Bobby Humphrey** (1986-87), **Shaun Alexander** (1998-99) and **Kenneth Darby** (2004-05)
- Finished 243 yards behind Alexander's school record of 3,565 yards (1996-99)
- Only player in school history to be named the Dixie Howell Memorial Most Valuable Player of the A-Day Game three times

PERSONAL

- Attended Daphne (Ala.) High School where he played for coach Glenn Vickery
- Named Mr. Football for the state of Alabama by the Alabama Sports Writers Association
- First-team All-State selection by the ASWA
- Second-team USA Today High School All-America selection
- Five-star recruit according to Rivals.com and 247sports.com
- Totaled 6,155 scrimmage yards in four years with 73 TDs
- Won the 2010 Alabama 6A State Championship
- Twitter handle is @T_Yeldon

REGULAR SEASON CAREER STATISTICS

YEAR	TEAM	GP/GS	RUSHING					RECEIVING				
			NO	YDS	AVG	LG	TD	NO	YDS	AVG	LG	TD
2015	JAX	12/12	182	740	4.1	45	2	36	279	7.8	67	1
2016	JAX	15/13	130	465	3.6	16	1	50	312	6.2	16	1
NFL totals: 2 yrs. 26/24			312	1,205	3.9	45	3	86	591	6.9	67	2

CAREER HIGHS

	GAME	SEASON
Rushing attempts:	25 (9/20/15 vs. MIA)	182 (2015)
Rushing yards:	115 (10/25/15 vs. BUF)	740 (2015)
Longest rush:	45 (11/8/15 at NYJ)	45 (2015)
Rushing touchdowns:	1 (three times, last: 9/11/16 vs. G.B.)	2 (2014)
Receptions:	8 (9/18/16 at S.D.)	36 (2015)
Receiving yards:	79 (12/6/15 at TEN)	279 (2015)
Longest reception:	67 (12/6/15 at TEN)	67 (2015)
Receiving touchdowns:	1 (twice, last: 11/6/16 at KC)	1 (2015)

2016 GAME-BY-GAME STATISTICS

DATE	GAME	RUSHING					RECEIVING				
		NO	YDS	AVG	LG	TD	NO	YDS	AVG	LG	TD
09/11	vs. Green Bay	21	39	1.9	7	1	4	30	7.5	11	0
09/18	at San Diego	7	28	4.0	15	0	8	10	1.3	8	0
09/25	vs. Baltimore	6	17	2.8	9	0	2	11	5.5	6	0
10/02	vs. Indianapolis	14	71	5.1	15	0	4	46	11.5	16	0
BYE WEEK											
10/16	at Chicago	6	21	3.5	13	0	1	5	5.0	5	0
10/23	vs. Oakland	6	24	4.0	15	0	1	4	4.0	4	0
10/27	at Tennessee	3	20	6.7	12	0	4	36	9.0	12	0
11/06	at Kansas City	7	33	4.7	16	0	5	32	6.4	13t	1
11/13	vs. Houston	9	32	3.6	7	0	3	27	9.0	17	0
11/20	at Detroit	4	16	4.0	7	0	2	16	8.0	14	0
11/27	at Buffalo	6	17	2.8	6	0	1	3	3.0	3	0
12/04	vs. Denver	14	55	3.9	8	0	3	27	9.0	10	0
12/11	vs. Minnesota	17	59	3.5	12	0	7	31	4.4	10	0
12/18	at Houston	8	28	3.5	12	0	5	34	6.8	10	0
12/24	vs. Tennessee	2	5	2.5	4	0	0	0	0.0	0	0
01/01	at Indianapolis	IR									
2016 totals:		130	465	3.6	16	1	50	312	6.2	16	1

2015 GAME-BY-GAME STATISTICS

DATE	GAME	RUSHING					RECEIVING				
		NO	YDS	AVG	LG	TD	NO	YDS	AVG	LG	TD
09/13	vs. Carolina	12	51	4.3	14	0	3	16	5.3	7	0
09/20	vs. Miami	25	70	2.8	12	0	3	13	4.3	11	0
09/27	at New England	11	33	3.0	8	0	2	9	4.5	9	0
10/04	at Indianapolis	22	105	4.8	36	0	2	4	2.0	5	0
10/11	at Tampa Bay	11	32	2.9	10	0	5	31	6.2	13	1
10/18	vs. Houston	ina									
10/25	vs. Buffalo	20	115	5.8	28t	1	1	9	9.0	9	0
BYE WEEK											
11/08	at N.Y. Jets	14	64	4.6	45	0	3	37	12.3	21	0
11/15	at Baltimore	18	61	3.4	16	0	5	6	1.2	7	0
11/19	vs. Tennessee	14	54	3.9	15	0	3	28	9.3	13	0
11/29	vs. San Diego	9	36	4.0	21	0	4	46	11.5	20	0
12/06	at Tennessee	15	57	3.8	9	1	4	79	19.8	67	0
12/13	vs. Indianapolis	11	62	5.6	14	0	1	1	1.0	1	0
12/20	vs. Atlanta	ina									
12/27	at New Orleans	ina									
01/03	at Houston	ina									
2015 totals:		182	740	4.1	45	2	36	279	7.8	67	1




PRACTICE SQUAD
2016 SEASON IN REVIEW

PLAYER BIOS

19 MEKALE MCKAY

WIDE RECEIVER
6-5 210 LBS.
CINCINNATI
BORN AUGUST 4, 1993
LOUISVILLE, KENTUCKY
ACQ: FREE AGENT 2016
EXP: ROOKIE



TRANSACTIONS

Originally signed by Indianapolis as a rookie free agent on 5/3/16 ... Waived by Indianapolis on 9/3/16 ... Signed by Jacksonville to the practice squad on 11/29/16

PRO (Games/played started - ps)

- Spent the final five weeks of the season on the practice squad

COLLEGE (at Arkansas, 2012; Cincinnati 2013-15)


- Totaled 108 receptions for 2,034 yards and 19 touchdowns in his college career
- Recorded 44 receptions for 725 yards and eight touchdowns in his junior season, averaging 16.5 yards per reception

PERSONAL

- Two-sport standout at Moore High School, also excelling in basketball
- Ranked as the No. 2 overall prospect in Kentucky and as the No. 48 wide receiver in the country by 247Sports.com
- As a senior, he was a first-team all-district selection and earned honorable mention all-state accolades after catching 38 passes for 894 yards and 13 touchdowns

26 DORAN GRANT

CORNERBACK
5-10 200 LBS
OHIO STATE
BORN NOVEMBER 30, 1992
AKRON, OHIO
ACQ: FREE AGENT 2016
EXP: 2ND YEAR



TRANSACTIONS

Originally drafted by Pittsburgh in the fourth round (121st overall) of the 2015 draft ... Waived by Pittsburgh on 9/6/15 ... Signed by Pittsburgh to the practice squad on 9/8/15 ... Promoted to the active roster on 11/4/15 ... Waived by Pittsburgh on 9/3/16 ... Signed by Buffalo to the practice squad on 9/5/16 ... Waived on 9/13/16 ... Signed by the New York Giants to the practice squad on 9/27/16 ... Waived on 10/18/16 ... Signed by Jacksonville to the practice squad on 10/24/16

PRO (Games/played started - 0/0)

- Inactive the final nine games of the 2015 season
- Has spent time with Pittsburgh, Buffalo, the New York Giants and Jacksonville on the practice squad

COLLEGE (at Ohio State, 2011-14)

- Totaled 146 tackles (110 solo), four tackles for a loss, nine interceptions and 29 passes defended in his career at Ohio State
- Started all 14 games his senior year, which was culminated by winning the National Championship
- First-team All-Big Ten as a senior, where he totaled 63 tackles and five interceptions
- As a junior, started all 14 games and earned honorable mention All-Big Ten honors
- As a freshman, played in all 13 games

PERSONAL

- Attended St. Vinceny-St. Mary in Akron, Ohio
- Two-time all-state honoree during a career that included recording 203 tackles and six interceptions
- Named to the Under Armour All-American Game, Ohio North-South Classic and Big 33 Game.

53 RAPHAEL KIRBY

LINEBACKER
6-0 236 LBS
MIAMI (FLA.)
BORN APRIL 18, 1992
STONE MOUNTAIN, GEORGIA
ACQ: FREE AGENT 2016
EXP: ROOKIE



TRANSACTIONS

Originally signed by Detroit as a rookie free agent on 8/1/16 ... Waived by Detroit on 8/6/16 ... Signed by Jacksonville to the practice squad on 12/16/16

PRO (Games/played started - ps)

- Spent the final three weeks on the team's practice squad

COLLEGE (at Miami (Fla.), 2012-15)


- Totaled 124 tackles (62 solo), 8.5 tackles for a loss, two interceptions and two forced fumbles in 39 games (19 starts) at Miami (Fla.)
- As a senior, registered 44 tackles in six games before suffering a season-ending injury
- As a junior, started all 13 games and recorded 54 tackles, 1.5 tackles for a loss and two interceptions

PERSONAL

- Attended Stephenson High School (Ga.) and was a four-star prospect at outside linebacker by all three major scouting entities: ESPN, Rivals.com and Scout.com
- Selected to the 2012 U.S. Army All-American Bowl

62 NILA KASITATI

OFFENSIVE LINEMAN
6-4 315 LBS.
OKLAHOMA
BORN APRIL 25, 1993
EULESS, TEXAS
ACQ: FREE AGENT 2016
EXP: ROOKIE



TRANSACTIONS

Originally signed by Washington as a rookie free agent on 5/16/16 ... Waived on 9/3/16 ... Signed by Washington to the practice squad on 9/4/16 ... Waived on 9/13/16 ... Signed by Jacksonville to the practice squad on 12/14/16

PRO (Games/played started - ps)

- Spent the final three weeks on the team's practice squad

COLLEGE (at Oklahoma, 2011-15)

- Saw action in 42 games, starting 25, including all 13 games his senior season at right guard
- Named to All-Big 12 First Team by league's coaches, AP and ESPN.com
- As a junior, named All-Big 12 honorable mention by the league's coaches, while starting 12 of 13 games at right guard, only to miss the season opener with an injury

PERSONAL

- Attended Trinity High School (Texas) and was a three-star recruit by ESPN.com, Rivals.com and Scout.com
- Son of Ana and the late Sione Kneubuhl, and stepson of Mateni Langatau

PLAYER BIOS

67 ARTURO UZDAVINIS

OFFENSIVE LINEMAN
6-6 295 LBS.
TULANE
BORN NOVEMBER 2, 1992
TAMPA BAY, FLORIDA
ACQ: FREE AGENT 2016
EXP: ROOKIE



TRANSACTIONS

Originally signed by Houston as an undrafted free agent on 5/6/16 ... Waived on 8/29/16 ... Signed by Chicago to the practice squad on 10/24/16 ... Released from the practice squad on 11/1/16 ... Signed by Jacksonville to the practice squad on 11/15/16 Signed a Reserve/Future contract with Jacksonville on 1/2/17

PRO (Games played/started - ps)

• Spent rookie minicamp and training camp with Houston before spending time on the practice squads in Chicago and Jacksonville in 2016

COLLEGE (at Tulane, 2011-15)

• As a junior, started all 12 games, helping the offense gain 346.8 yards per game while a member of Tulane's 3.0 club, an academic honors club for student-athletes
• As a sophomore, started all 13 games at left tackle, helping the Green Wave average 310.6 yards per game and a berth in the 2013 New Orleans Bowl
• Redshirted his freshman year in 2011

PERSONAL

• Attended Jesuit High School (Tampa, Fla.), where he lettered once in both football and basketball
• Listed as a two-star recruit by both Rivals.com and ESPN
• Son of Thomas and Maria Uzdevinis and has four brothers, Nico, Lucas, Marcos and Thomas; and one sister, Ana Maria.

74 LOUIS NIX

DEFENSIVE TACKLE
6-2 331 LBS.
NOTRE DAME
BORN JULY 31, 1991
JACKSONVILLE, FLORIDA
ACQ: FREE AGENT 2016
EXP: 3RD YEAR



TRANSACTIONS

Originally drafted by Houston in the third round (83rd overall) of the 2014 draft ... Waived on 9/4/15 ... Claimed off waivers by the N.Y. Giants on 9/6/15 ... Waived on 9/8/15 ... Signed by the N.Y. Giants on 9/9/15 ... Waived on 11/7/15 ... Signed by the N.Y. Giants to the practice squad on 11/10/15 ... Signed a Reserve/Future contract with the N.Y. Giants on 1/6/16 ... Waived on 9/3/16 ... Signed by Washington to the practice squad on 9/5/16 ... Released from the practice squad on 9/3/16 ... Signed by Jacksonville to the practice squad on 10/25/16 ... Signed a Reserve/Future contract with Jacksonville on 1/4/17

PRO (Games played/started - ps)

• Missed the majority of his rookie season with a knee injury, before spending the 2015 and 2016 seasons on the N.Y. Giants', Washington's and Jacksonville's practice squads

COLLEGE (at Notre Dame, 2010-14)

• Finished his senior season with 27 tackles, including two for loss, after missing the final four games and undergoing knee surgery
• In 2012, recorded 50 tackles, including seven and a half for a loss, and 2.0 sacks

PERSONAL

• Native of Jacksonville that attended William M. Raines High School, where he played football, basketball and competed in track & field
• Recorded 50 tackles and 10 sacks as senior in 2009 and was named an all-First Coast pick as a defensive lineman by the Florida Times-Union
• Tallied 19 sacks as a sophomore and junior in 2007 and 2008 helped Raines High School to 7-4 record and appearance in Florida state playoffs as sophomore in 2007
• Selected to play in the 2010 Under Armour All-America Game in St. Petersburg, Fla.
• Ranked as a four-star recruit and the No. 7 defensive tackle of his class by Rivals.com

85 E.J. BIBBS

TIGHT END
6-2 258 LBS.
IOWA STATE
BORN AUGUST 28, 1991
CHICAGO, ILLINOIS
ACQ: FREE AGENT 2016
EXP: 2ND YEAR



TRANSACTIONS

Originally signed by Cleveland as an undrafted free agent on 5/3/15 ... Waived on 8/29/16 ... Signed by Cleveland to the practice squad on 10/5/16 ... Waived on 10/18/16 ... Signed by Jacksonville to the practice squad on 11/22/16 ... Released from the practice squad on 11/29/16 ... Signed by Jacksonville on 12/7/16 ... Signed a Reserve/Future contract with Jacksonville 1/2/17

PRO (Games played/started - 7/0)

• Played in seven games and tallied one reception for 7 yards during his rookie season in Cleveland
• Spent time on the practice squads in Cleveland and Jacksonville

COLLEGE (at Arizona Western Community College, 2011; Iowa State, 2012-14)


• Played in 22 career games at Iowa state, totaling 84 career receptions for 844 yards and 10 TDs
• Recorded 45 receptions, 382 receiving yards and eight TDs in 10 games in 2014 and was named first team All-Big 12
• Led all Power 5 conference TEs with eight TD receptions, one shy of school record
• Played at Arizona Western Community College before transferring to Iowa State

PERSONAL

• Attended Bogan High School in Chicago, playing football and basketball
• Given name is Emmanuel Lamarr Bibbs Jr.

86 GANNON SINCLAIR

TIGHT END
6-7 258 LBS.
MISSOURI STATE
BORN FEBRUARY 5, 1993
EDINA, MINNESOTA
ACQ: FREE AGENT 2016
EXP: 1ST YEAR



TRANSACTIONS

Originally signed by Arizona as an undrafted free agent on 5/5/15 ... Waived on 8/31/15 ... Claimed off waivers by Chicago on 9/1/15 ... Waived on 9/5/15 ... Signed by Chicago to the practice squad on 9/8/15 ... Signed to a Reserve/Future contract on 1/4/16 ... Waived on 8/28/16 ... Signed by Jacksonville to the practice squad on 12/27/16 ... Signed to a Reserve/Future contract on 1/2/17

PRO (Games played/started - ps)

• Spent his rookie training camp in Arizona before spending time on the practice squads in Chicago and Jacksonville

COLLEGE (at Missouri State, 2013-14; at North Dakota State College of Science, 2011-12)

• Played in 24 games (20 starts) in two seasons at Missouri State after transferring from North Dakota State College of Science
• Recorded 29 receptions for 361 yards and 10 TDs
• Started all 12 games as a senior and led the Bears with seven TD catches while finishing fourth on the team with 18 receptions for 258 yards
• Earned All-Missouri Valley Football conference honorable mention accolades after ranking third in the league in TD receptions
• Majored in Kinesiology

PERSONAL

• Attended Eden Prairie (Minn.) High School and helped team to an 8-2 record during his senior season

PLAYER BIOS

94

RODNEY COE

DEFENSIVE TACKLE
6-3 305 LBS.
AKRON
BORN MAY 18, 1993
FULTON, MISSOURI
ACQ: FREE AGENT 2016
EXP: ROOKIE



TRANSACTIONS

Originally signed by Dallas as an undrafted free agent on 5/6/16 ... Waived on 9/3/16 ... Signed by Tampa Bay to the practice squad on 9/14/16 ... Released on 11/18/16 ... Signed by Tampa Bay to the practice squad on 11/29/16 ... Released on 12/26/16 ... Signed by Jacksonville to the practice squad on 12/29/16

PRO (Games played/started - ps)

• Spent his rookie training camp in Dallas before spending time on the practice squads in Tampa Bay and Jacksonville

COLLEGE (at Iowa Western Community College, 2011; at Iowa State, 2012-13; at Akron, 2015)

• As a senior, helped Akron to an 8-5 record and its first FBS bowl win
• At Iowa State, started the final four games of his junior season and recorded 37 tackles, five tackles for loss and two pass breakups

PERSONAL

• Attended Edwardsville (Mo.) High School and rushed for more than 2,000 yards
• Grandfather, Charlie Coe, has more than 40 years of experience coaching in the NFL and in college
• Uncle, Michael, played in the NFL and won a Super Bowl ring with the N.Y. Giants



JAGUARS RECORD BOOK

2016 SEASON IN REVIEW

TEAM RECORDS

ALL-TIME TEAM SPLITS

ALL-TIME RECORDS

All-Time Record (Regular Season & Playoffs)	160-203 (.441)
Regular Season Record	154-197 (.439)
at Home	94-82 (.534)
on Road	61-115 (.347)
Postseason Record	5-6 (.455)
at Home	2-1 (.667)
on Road	3-5 (.375)

vs. AFC/NFC OPPONENTS

Record vs. AFC Opponents	118-147 (.445)
at Home	69-64 (.519)
on Road	49-83 (.371)
vs. AFC East	15-26 (.375)
at Home	8-12 (.400)
on Road	7-14 (.333)
vs. AFC North	12-18 (.400)
at Home	6-9 (.400)
on Road	6-9 (.400)
vs. AFC South	34-56 (.378)
at Home	21-24 (.467)
on Road	13-32 (.289)
vs. AFC West	18-24 (.429)
at Home	12-9 (.571)
on Road	6-14 (.300)
Record vs. NFC Opponents	37-49 (.430)
at Home	25-18 (.581)
on Road	12-31 (.279)
vs. NFC East	11-13 (.458)
at Home	8-4 (.667)
on Road	3-9 (.250)
vs. NFC North	6-10 (.375)
at Home	3-5 (.375)
on Road	3-5 (.375)
vs. NFC South	6-10 (.375)
at Home	5-3 (.625)
on Road	1-7 (.125)
vs. NFC West	10-10 (.500)
at Home	7-3 (.700)
on Road	3-7 (.300)

vs. AFC CENTRAL/AFC SOUTH

Record vs. Own Division	73-78 (.483)
vs. AFC Central (1995-2001)	39-23 (.629)
at Home	22-9 (.710)
on Road	17-14 (.548)
vs. AFC South (2002-present)	34-56 (.378)
at Home	21-24 (.467)
on Road	13-32 (.289)

RECORDS BY MONTH

Record in August	1-0 (1.000)
at Home	0-0 (.000)
on Road	1-0 (1.000)
Record in September	33-44 (.429)
at Home	19-19 (.500)
on Road	14-25 (.359)
Record in October	33-53 (.384)
at Home	18-23 (.439)
on Road	15-30 (.333)
Record in November	44-41 (.518)
at Home	27-15 (.643)
on Road	17-26 (.395)
Record in December	40-54 (.426)
at Home	25-25 (.500)
on Road	15-29 (.341)
Record in January	4-5 (.444)
at Home	3-0 (1.000)
on Road	1-5 (.167)

RECORDS BY GAME DAY

Record on Monday	8-7 (.533)
at Home	7-4 (.636)
on Road	1-3 (.250)
Record on Thursday	4-6 (.400)
at Home	4-4 (.500)
on Road	0-2 (.000)
Record on Saturday	1-2 (.333)
at Home	0-0 (.000)
on Road	1-2 (.333)
Record on Sunday	142-182 (.438)
at Home	83-74 (.529)
on Road	59-108 (.353)

DAY & NIGHT SPLITS

Day Games	138-178 (.437)
at Home	79-70 (.530)
on Road	59-108 (.353)
Night Games	17-19 (.472)

at Home	15-12 (.556)
on Road	2-7 (.222)
on Monday	8-7 (.533)
at Home	7-4 (.636)
on Road	1-3 (.250)
on Thursday	4-6 (.400)
at Home	4-4 (.500)
on Road	0-2 (.000)
on Saturday	5-6 (.455)
at Home	4-4 (.500)
on Road	1-2 (.333)

RECORDS BY TIME ZONE

Eastern Time Zone	125-140 (.472)
Central Time Zone	23-41 (.359)
Mountain Time Zone	3-3 (.500)
Pacific Time Zone	2-11 (.154)

VENUE SPLITS

Grass Surface	133-143 (.482)
Artificial Turf Surface	22-54 (.289)
Dome	6-19 (.240)

SCORING SPLITS

Scoring First	105-54 (.660)
at Home	64-23 (.736)
on Road	41-31 (.569)
Opponent Scores First	50-143 (.259)
at Home	30-59 (.337)
on Road	20-84 (.192)
Scoring 20-Plus Points	125-58 (.683)
at Home	78-22 (.780)
on Road	47-35 (.573)
Scoring Less Than 20 Points	38-149 (.203)
at Home	21-65 (.244)
on Road	17-84 (.168)
Allowing 20-Plus Points	50-164 (.234)
at Home	27-69 (.281)
on Road	23-94 (.197)
Allowing Less Than 20 Points	114-45 (.717)
at Home	72-20 (.783)
on Road	42-25 (.627)
Games Decided by < 7 Points	88-190 (.317)
at Home	49-79 (.383)
on Road	38-111 (.255)
Games Decided by < 3 Points	39-186 (.173)
at Home	22-77 (.222)
on Road	17-109 (.135)
Led after 1st Quarter	90-40 (.692)
Trailed after 1st Quarter	41-120 (.255)
Led at Halftime	106-32 (.768)
Trailed at Halftime	34-144 (.191)
Tied at Halftime	16-21 (.432)
Led after 3rd Quarter	119-31 (.793)
Trailed after 3rd Quarter	26-152 (.146)
Overtime Games	7-8 (.467)
at Home	3-1 (.750)
on Road	4-7 (.364)

SPLIT-SEASON RECORDS

Record on Kickoff Weekend	11-11 (.500)
at Home	7-6 (.538)
on Road	4-5 (.444)
Day Games	11-11 (.500)
Night Games	0-0 (.000)
Record During Season's First Half (Games 1-8)	72-103 (.411)
at Home	43-43 (.500)
on Road	29-60 (.326)
Record During Season's Second Half (Games 9-16)	83-89 (.483)
at Home	51-38 (.573)
on Road	32-51 (.389)

COIN-TOSS RESULTS

Won Coin Toss (since 1999)	54-85 (.388)
at Home	30-40 (.429)
on Road	24-45 (.348)
Lost Coin Toss (since 1999)	65-83 (.439)
at Home	40-33 (.548)
on Road	25-50 (.333)

MISCELLANEOUS

Positive Turnover Ratio	105-42 (.714)
Negative Turnover Ratio	17-116 (.128)
Turnover Ratio is Even	33-39 (.458)
Time of Possession > 30:00	107-74 (.591)
Time of Possession < 30:00	48-123 (.280)
Have 300 Net Passing Yards	17-20 (.459)
Have 100-Yard Rusher	59-30 (.663)
Have 100-Yard Receiver	42-58 (.420)
Have Two 100-Yard Receivers	6-7 (.462)

CAREER RECORDS

SERVICE

SEASONS	
Brad Meester (2000-13)	14
MARCEDES LEWIS (2006-16)	11
Josh Scobee (2004-14)	11
Fred Taylor (1998-2008)	11
Jimmy Smith (1995-2005)	11
Rashean Mathis (2003-12)	10
Rob Meier (2000-08)	10
Greg Jones (2004-12)	9
Daryl Smith (2004-12)	9
David Garrard (2002-10)	9
Maurice Williams (2001-09)	9
Paul Spicer (2000-08)	9
Donovin Darius (1998-2006)	9
Mark Brunell (1995-2003)	9
Maurice Jones-Drew (2006-13)	8
Vince Manuwai (2003-10)	8
John Henderson (2002-09)	8
Joe Zelenka (2001-08)	8
Kyle Brady (1999-2006)	8
Tony Brackens (1996-2003)	8
Tony Boselli (1995-2001)	8
Mike Hollis (1995-2001)	8

GAMES PLAYED	
Brad Meester (2000-13)	209
Jimmy Smith (1995-2005)	171
Josh Scobee (2004-14)	168
MARCEDES LEWIS (2006-16)	154
Fred Taylor (1998-2008)	140
Rob Meier (2000-08)	138
Rashean Mathis (2003-12)	137
Joe Zelenka (2001-08)	128
Daryl Smith (2004-12)	126
John Henderson (2002-09)	124

CONSECUTIVE GAMES PLAYED	
Joe Zelenka (2001-08)	128
Josh Scobee (2007-14)	119
Tyson Alualu (2010-15)	96
Bryan Barker (1995-2000)	96
Brad Meester (2000-05)	92
Brad Meester (2008-13)	89
Jimmy Smith (1995-2000)	88
Marcus Stroud (2001-06)	86
John Henderson (2002-06)	82
Mike Hollis (1995-2000)	82

GAMES STARTED	
Brad Meester (2000-13)	209
Jimmy Smith (1995-2005)	150
Fred Taylor (1998-2008)	136
MARCEDES LEWIS (2006-16)	139
Rashean Mathis (2003-12)	129
Daryl Smith (2004-12)	124
John Henderson (2002-09)	120
Mark Brunell (1995-2003)	117
Donovin Darius (1998-2006)	115
Kyle Brady (1999-2006)	110

CONSECUTIVE GAMES STARTED	
Brad Meester (Sept. 3, 2000-Dec. 4, 2005)	92
Brad Meester (Oct. 26, 2008-Dec. 22, 2013)	89
Rashean Mathis (Sept. 7, 2003-Nov. 25, 2007)	74
Vince Manuwai (Nov. 30, 2003-Dec. 23, 2007)	68
Marcus Stroud (Sept. 8, 2002-Oct. 1, 2006)	68
Tyson Alualu (Sept. 12, 2011-Dec. 29, 2013)	64
Maurice Williams (Sept. 7, 2003-Dec. 31, 2006)	64
Chris Naeole (Sept. 8, 2002-Dec. 24, 2005)	63
Uche Nwaneri (Oct. 4, 2009-Dec. 23, 2012)	60
Kevin Hardy (Dec. 21, 1997-Nov. 18, 2001)	58

SCORING

POINTS	
Josh Scobee (2004-14)	1,022
Mike Hollis (1995-2001)	764
Maurice Jones-Drew (2006-13)	486
Fred Taylor (1998-2008)	424
Jimmy Smith (1995-2005)	418
James Stewart (1995-99)	228
JASON MYERS (2015-16)	220
Keenan McCardell (1996-2001)	190
MARCEDES LEWIS (2006-16)	168
Stacey Mack (1999-2002)	120

CONSECUTIVE GAMES SCORING	
Mike Hollis (Dec. 24, 1995-Sept. 10, 2000)	67
Josh Scobee (Jan. 2, 2005-Oct. 4, 2009)	61
Josh Scobee (Oct. 18, 2009-Oct. 28, 2012)	50
JASON MYERS (Sept. 13, 2015-Jan. 1, 2017)	32
Josh Scobee (Sept. 15, 2013-Dec. 28, 2014)	31
Mike Hollis (Oct. 16, 2000-Dec. 30, 2001)	25
Seth Marler (Sept. 7, 2003-Dec. 28, 2003)	16
Josh Scobee (Sept. 12-Dec. 19, 2004)	14
Mike Hollis (Sept. 3-Dec. 10, 1995)	14
<i>Several players tied</i>	8

TOUCHDOWNS	
Maurice Jones-Drew (2006-13)	81
Fred Taylor (1998-2008)	70
Jimmy Smith (1995-2005)	69
James Stewart (1995-99)	38
Keenan McCardell (1996-2001)	30
MARCEDES LEWIS (2006-16)	28
ALLEN ROBINSON (2014-16)	22
Stacey Mack (1999-2002)	20
ALLEN HURNS (2014-16)	19
Reggie Williams (2004-08)	18
David Garrard (2002-10)	17

CONSECUTIVE GAMES SCORING TD	
Fred Taylor (Sept. 20-Nov. 22, 1998)	8
Maurice Jones-Drew (Nov. 12-Dec. 31, 2006)	8
Allen Hurns (Sept. 27-Nov. 15, 2015)	7
Fred Taylor (Nov. 12-Dec. 23, 2000)	7
Allen Robinson (Nov. 29-Dec. 27, 2015)	5
Maurice Jones-Drew (Oct. 18-Nov. 22, 2009)	5
Maurice Jones-Drew (Nov. 4-Dec. 2, 2007)	5
Julius Thomas (Nov. 19-Dec. 13, 2015)	4
Mercedes Lewis (Dec. 1-22, 2013)	4
<i>Several players tied</i>	4

FIELD GOALS MADE	
Josh Scobee (2004-14)	235
Mike Hollis (1995-2001)	175
JASON MYERS (2015-16)	53
Seth Marler (2003)	20
John Carney (2007)	9
Tim Seder (2002)	8
Danny Boyd (2002)	5
Hayden Epstein (2002)	5
Steve Lindsey (1999-2000)	5
Richie Cunningham (2002)	1

CONSECUTIVE FIELD GOALS MADE	
Josh Scobee (Nov. 27, 2011-Nov. 4, 2012)	20
Mike Hollis (Nov. 1, 1998-Sept. 19, 1999)	20
Jason Myers (Nov. 15, 2015-Sept. 11, 2016)	16
Mike Hollis (Oct. 12-Nov. 30, 1997)	16
Josh Scobee (Sept. 11-Nov. 13, 2011)	15
Josh Scobee (Oct. 1-Nov. 26, 2006)	15
Josh Scobee (Dec. 23, 2012-Nov. 10, 2013)	14
Josh Scobee (Sept. 12-Nov. 14, 2010)	14
Mike Hollis (Sept. 3-Oct. 29, 2000)	13

CONSECUTIVE GAMES SCORING FG	
Josh Scobee (Nov. 14, 2010-Oct. 24, 2011)	15
Josh Scobee (Oct. 29, 2006-Dec. 16, 2007)	13
Mike Hollis (Sept. 12-Nov. 21, 1999)	10
Josh Scobee (Nov. 24, 2013-Sept. 21, 2014)	9
Josh Scobee (Sept. 15-Nov. 10, 2013)	8
Josh Scobee (Jan. 3-Oct. 24, 2010)	8
Josh Scobee (Nov. 13, 2005-Jan. 1, 2006)	8
Seth Marler (Sept. 7-Nov. 2, 2003)	8
Mike Hollis (Dec. 24, 1995-Oct. 13, 1996)	8

FIELD GOAL PERCENTAGE (MIN. 25 FGA)	
JASON MYERS (2015-16)	82.8
Josh Scobee (2004-14)	80.8
Mike Hollis (1995-2001)	80.6
Seth Marler (2003)	60.6

LONGEST FIELD GOALS	
Josh Scobee (Oct. 3, 2010 vs. Ind.)	59
JASON MYERS (Sept. 20, 2015 vs. Mia.)	58
JASON MYERS (Dec. 24, 2016 vs. Ten.)	56
Josh Scobee (Dec. 15, 2013 vs. Buf.)	55
Josh Scobee (Sept. 18, 2011 at NYJ)	55
JASON MYERS (Nov. 13, 2016 vs. Hou.)	54
Josh Scobee (Oct. 24, 2011 vs. Bal.)	54

EXTRA-POINT PERCENTAGE (MIN. 25 XPA)	
Seth Marler (2003)	100.0
Mike Hollis (1995-2001)	98.8
Josh Scobee (2004-14)	98.4
JASON MYERS (2015-16)	85.9

EXTRA POINTS MADE	
Josh Scobee (2004-14)	317
Mike Hollis (1995-2001)	239
JASON MYERS (2015-16)	61
Seth Marler (2003)	30
John Carney (2007)	20
Hayden Epstein (2002)	13
Tim Seder (2002)	11
Danny Boyd (2002)	7
Steve Lindsey (1999-2000)	5
Richie Cunningham (2002)	2

CONSECUTIVE EXTRA POINTS MADE	
Mike Hollis (Oct. 22, 1995-Dec. 9, 2001)	220
Josh Scobee (Nov. 8, 2009-Jan. 1, 2012)	82
Josh Scobee (Sept. 12, 2004-Jan. 1, 2006)	59
Josh Scobee (Dec. 16, 2007-Nov. 1, 2009)	58
Josh Scobee (Sept. 10, 2006-Dec. 16, 2007)	55
Josh Scobee (Sept. 16, 2012-Dec. 22, 2013)	39
Seth Marler (Sept. 7-Dec. 28, 2003)	30

CAREER RECORDS


PASSING

PASSING YARDS

Mark Brunell (1995-2003)	25,698
David Garrard (2002-10).....	16,003
BLAKE BORTLES (2014-16).....	11,241
Byron Leftwich (2003-06)	9,042
CHAD HENNE (2012-16).....	5,817
Blaine Gabbert (2011-13).....	4,357
Quinn Gray (2005-07).....	1,252
Steve Beuerlein (1995).....	952
Jonathan Quinn (1998-2001).....	748
Jamie Martin (1998-2000).....	662

CONSECUTIVE PASS COMPLETIONS

David Garrard (Nov. 14-21, 2010)	17
Byron Leftwich (Oct. 17-24, 2004)	15
Mark Brunell (Sept. 7, 2003 at Car.).....	13
Mark Brunell (Oct. 6, 1996 at N.O.).....	13



LONGEST PASS COMPLETIONS

BLAKE BORTLES (Dec. 27, 2015 at N.O.)	90t
Byron Leftwich (Sept. 28, 2003 at Hou.)	84t
CHAD HENNE (Nov. 18, 2012 at Hou.)	81t
BLAKE BORTLES (Dec. 13, 2015 vs. Ind.)	80t
Blaine Gabbert (Sept. 23, 2012 at Ind.)	80t
Quinn Gray (Nov. 4, 2007 at N.O.)	80t
Mark Brunell (Sept. 15, 2002 at K.C.).....	79t
Mark Brunell (Nov. 1, 1998 at Bal.).....	78t
David Garrard (Nov. 21, 2010 vs. Cle.).....	75
Mark Brunell (Nov. 9, 1997 vs. K.C.).....	75

AVG. GAIN PER ATTEMPT (MIN. 200 ATTEMPTS)

Mark Brunell (1995-2003)	7.11
David Garrard (2002-10).....	7.02
Quinn Gray (2005-07).....	6.96
Byron Leftwich (2003-06)	6.73
Steve Beuerlein (1995).....	6.70
BLAKE BORTLES (2014-16).....	6.59
CHAD HENNE (2012-15).....	6.54
Jonathan Quinn (1998-2001).....	5.98
Blaine Gabbert (2011-13).....	5.61

PASS ATTEMPTS

Mark Brunell (1995-2003)	3,616
David Garrard (2002-10).....	2,281
BLAKE BORTLES (2014-16).....	1,706
Byron Leftwich (2003-06)	1,344
CHAD HENNE (2012-16).....	889
Blaine Gabbert (2011-13).....	777
Quinn Gray (2005-07).....	180
Steve Beuerlein (1995).....	142
Jonathan Quinn (1998-2001).....	125
Jay Fiedler (1999).....	94

TOUCHDOWN PASSES

Mark Brunell (1995-2003)	144
David Garrard (2002-10).....	89
BLAKE BORTLES (2014-16).....	69
Byron Leftwich (2003-06)	51
CHAD HENNE (2012-16).....	27
Blaine Gabbert (2011-13).....	22
Quinn Gray (2005-07).....	12
Mark Brunell (1998-2000).....	4
Steve Beuerlein (1995).....	4
Jonathan Quinn (1998-2001).....	3

INTERCEPTIONS THROWN

Mark Brunell (1995-2003)	86
David Garrard (2002-10).....	54
BLAKE BORTLES (2014-16).....	51
Byron Leftwich (2003-06)	36
CHAD HENNE (2012-16).....	26
Blaine Gabbert (2011-13).....	24
Steve Beuerlein (1995).....	7
Quinn Gray (2005-07).....	5
Luke McCown (2009-11).....	4
Jonathan Quinn (1998-2001).....	4

INTERCEPTION % (MIN. 125 ATTEMPTS)

David Garrard (2002-10).....	2.37
Mark Brunell (1995-2003)	2.38
Byron Leftwich (2003-06)	2.68
Quinn Gray (2005-07).....	2.78
CHAD HENNE (2012-16).....	2.92
Blaine Gabbert (2011-13).....	3.09
BLAKE BORTLES (2014-16).....	3.00

LONGEST PASSING TOUCHDOWNS

BLAKE BORTLES (Dec. 27, 2015 at N.O.)	90
Byron Leftwich (Sept. 28, 2003 at Hou.)	84
CHAD HENNE (Nov. 18, 2012 at Hou.)	81
BLAKE BORTLES (Dec. 13, 2015 vs. Ind.)	80
Blaine Gabbert (Sept. 23, 2012 at Ind.)	80
Quinn Gray (Nov. 4, 2007 at N.O.)	80
Mark Brunell (Sept. 15, 2002 at K.C.).....	79
Mark Brunell (Nov. 1, 1998 at Bal.).....	78
Blaine Gabbert (Oct. 9, 2011 vs. Cin.).....	74

300-YARD PASSING GAMES

Mark Brunell (1995-2003)	22
BLAKE BORTLES (2014-16).....	12
David Garrard (2002-10).....	6
CHAD HENNE (2012-16).....	6
Byron Leftwich (2003-06)	5
Quinn Gray (2003-07).....	2

400-YARD PASSING GAMES

Mark Brunell (1995-2003)	2
--------------------------------	---

PASS COMPLETIONS

Mark Brunell (1995-2003)	2,184
David Garrard (2002-10).....	1,406
BLAKE BORTLES (2014-16).....	1,003
Byron Leftwich (2003-06)	789
CHAD HENNE (2012-16).....	513
Blaine Gabbert (2011-13).....	414
Quinn Gray (2005-07).....	101
Steve Beuerlein (1995).....	71
Jonathan Quinn (1998-2001).....	66
Jay Fiedler (1999).....	61

CONSECUTIVE GAMES WITH TD PASS

Blake Bortles (Sept. 13-Dec. 27, 2015).....	15
Mark Brunell (Oct. 7, 2001-Sept. 15, 2002).....	14
Byron Leftwich (Nov. 30, 2003-Oct. 24, 2004).....	12
Blake Bortles (Sept. 11-Nov. 27, 2016).....	11
Mark Brunell (Oct. 22-Dec. 23, 2000).....	9
David Garrard (Dec. 17, 2006-Oct. 14, 2007).....	8
Byron Leftwich (Sept. 25-Nov. 20, 2005)	8
Mark Brunell (Oct. 19-Dec. 7, 1997).....	8
Mark Brunell (Sept. 17-Nov. 12, 1995).....	8
<i>Two players tied</i>	7

CONSECUTIVE GAMES WITH NO INTS

David Garrard (Sept. 9-Nov. 25, 2007).....	8
David Garrard (Dec. 11, 2005-Nov. 5, 2006)	6
Mark Brunell (Oct. 11-Nov. 14, 1999)	5
Mark Brunell (Dec. 1, 1996-Sept. 22, 1997)	5
<i>Several players tied</i>	4

CONSECUTIVE PASSES WITH NO INTS

David Garrard (Sept. 9-Nov. 25, 2007).....	209
David Garrard (Dec. 4, 2005-Nov. 12, 2006)	175
Mark Brunell (Nov. 24, 1996-Sept. 28, 1997).....	172
David Garrard (Nov. 22-Dec. 17, 2009)	155
Mark Brunell (Oct. 3-Nov. 21, 1999).....	148

PASSER RATING (MIN. 200 ATTEMPTS)

David Garrard (2002-10).....	85.8
Mark Brunell (1995-2003)	85.4
Byron Leftwich (2003-06)	80.5
BLAKE BORTLES (2014-16).....	79.6
CHAD HENNE (2012-16).....	75.4
Blaine Gabbert (2011-13).....	66.4

COMPLETION % (MIN. 125 ATTEMPTS)

David Garrard (2002-10).....	61.64
Mark Brunell (1995-2003)	60.40
BLAKE BORTLES (2014-16).....	58.79
Byron Leftwich (2003-06)	58.71
CHAD HENNE (2012-16).....	57.71
Quinn Gray (2005-07).....	56.11
Blaine Gabbert (2011-13).....	53.28
Jonathan Quinn (1998-2001).....	52.80
Steve Beuerlein (1995).....	50.00



CAREER RECORDS

RUSHING

RUSHING YARDS

Fred Taylor (1998-2008).....	11,271
Maurice Jones-Drew (2006-13).....	8,071
James Stewart (1995-99).....	2,951
Mark Brunell (1995-2003).....	2,219
David Garrard (2002-10).....	1,746
Stacey Mack (1999-2002).....	1,498
Natrone Means (1996-97).....	1,330
T.J. YELDON (2015-16).....	1,205
DENARD ROBINSON (2013-16).....	1,058
Rashad Jennings (2009-12).....	944

RUSHING ATTEMPTS

Fred Taylor (1998-2008).....	2,428
Maurice Jones-Drew (2006-13).....	1,804
James Stewart (1995-99).....	765
Mark Brunell (1995-2003).....	429
Natrone Means (1996-97).....	396
David Garrard (2002-10).....	380
Stacey Mack (1999-2002).....	372
T.J. YELDON (2015-16).....	312
Greg Jones (2004-12).....	270
DENARD ROBINSON (2013-16).....	263

RUSHING TOUCHDOWNS

Maurice Jones-Drew (2006-13).....	68
Fred Taylor (1998-2008).....	62
James Stewart (1995-99).....	33
Stacey Mack (1999-2002).....	19
David Garrard (2002-10).....	17
Mark Brunell (1995-2003).....	14
Natrone Means (1996-97).....	11
Greg Jones (2004-12).....	10
Byron Leftwich (2003-06).....	8
<i>Several players tied.....</i>	7

CONSECUTIVE GAMES WITH RUSHING TD

Maurice Jones-Drew (Nov. 12-Dec. 31, 2006).....	8
Maurice Jones-Drew (Oct. 18-Nov. 22, 2009).....	5
Maurice Jones-Drew (Nov. 11-Dec. 2, 2007).....	4
Fred Taylor (Dec. 3-23, 2000).....	4
Fred Taylor (Dec. 13, 1999-Jan. 2, 2000).....	4
James Stewart (Nov. 21-Dec. 13, 1999).....	4
Fred Taylor (Nov. 1-22, 1998).....	4
Natrone Means (Nov. 9-30, 1997).....	4

RUSHING AVERAGE (MIN. 100 ATTEMPTS)

BLAKE BORTLES (2014-16).....	6.55
Mark Brunell (1995-2003).....	5.17
Fred Taylor (1998-2008).....	4.64
David Garrard (2002-10).....	4.59
Maurice Jones-Drew (2006-13).....	4.47
Rashad Jennings (2009-12).....	4.21
Jordan Todman (2012-14).....	4.05
Stacey Mack (1999-2002).....	4.03
DENARD ROBINSON (2013-16).....	4.02

200-YARD RUSHING GAMES

Fred Taylor (1998-2008).....	1
------------------------------	---

100-YARD RUSHING GAMES

Fred Taylor (1998-2008).....	47
Maurice Jones-Drew (2006-13).....	27
James Stewart (1995-99).....	6
Stacey Mack (1999-2002).....	3
T.J. YELDON (2015-16).....	2
DENARD ROBINSON (2013-16).....	2
Rashad Jennings (2009-12).....	2
Greg Jones (2004-12).....	2

LONGEST RUNS FROM SCRIMMAGE

Maurice Jones-Drew (Nov. 1, 2009 at Ten.).....	80t
Fred Taylor (Dec. 9, 2007 vs. Car.).....	80t
Maurice Jones-Drew (Nov. 1, 2009 at Ten.).....	79t
Fred Taylor (Oct. 12, 1998 vs. Mia.).....	77t
Fred Taylor (Oct. 14, 2007 vs. Hou.).....	76
Fred Taylor (Dec. 10, 2006 vs. Ind.).....	76
Rashad Jennings (Dec. 12, 2010 vs. Oak.).....	74t
Maurice Jones-Drew (Dec. 24, 2006 vs. N.E.).....	74t

LONGEST RUSHING TDs

Maurice Jones-Drew (Nov. 1, 2009 at Ten.).....	80
Fred Taylor (Dec. 9, 2007 vs. Car.).....	80
Maurice Jones-Drew (Nov. 1, 2009 at Ten.).....	79
Fred Taylor (Oct. 12, 1998 vs. Mia.).....	77
Rashad Jennings (Dec. 12, 2010 vs. Oak.).....	74
Maurice Jones-Drew (Dec. 24, 2006 vs. N.E.).....	74
Fred Taylor (Oct. 30, 2005 at STL).....	71



CONSECUTIVE 100-YARD GAMES

Fred Taylor (Oct. 16-Dec. 17, 2000).....	9
Maurice Jones-Drew (Oct. 31-Dec. 12, 2010).....	6
Fred Taylor (Nov. 25-Dec. 23, 2007).....	5
Maurice Jones-Drew (Dec. 15, 2011-Jan. 1, 2012).....	3
Fred Taylor (Nov. 14-28, 2004).....	3
Fred Taylor (Nov. 23-Dec. 7, 2003).....	3
Stacey Mack (Dec. 16-30, 2001).....	3



RECEIVING

RECEPTIONS

Jimmy Smith (1995-2005).....	862
Keenan McCardell (1996-2001).....	499
MARCEDES LEWIS (2006-16).....	451
Maurice Jones-Drew (2006-13).....	335
Fred Taylor (1998-2008).....	286
Kyle Brady (1999-2006).....	241
ALLEN ROBINSON (2014-16).....	201
Pete Mitchell (1995-2002).....	191
Reggie Williams (2004-08).....	189
Cecil Shorts III (2011-14).....	176

RECEIVING YARDS

Jimmy Smith (1995-2005).....	12,287
Keenan McCardell (1996-2001).....	6,393
MARCEDES LEWIS (2006-16).....	4,184
Maurice Jones-Drew (2006-13).....	2,873
ALLEN ROBINSON (2014-16).....	2,831
Kyle Brady (1999-2006).....	2,500
Fred Taylor (1998-2008).....	2,361
Cecil Shorts III (2011-14).....	2,343
Reggie Williams (2004-08).....	2,322
Matt Jones (2005-08).....	2,153

RECEIVING TOUCHDOWNS

Jimmy Smith (1995-2005).....	67
Keenan McCardell (1996-2001).....	30
MARCEDES LEWIS (2006-16).....	28
ALLEN ROBINSON (2014-16).....	22
ALLEN HURNS (2014-16).....	19
Reggie Williams (2004-08).....	18
Ernest Wilford (2004-10).....	15
Matt Jones (2005-08).....	15
Mike Sims-Walker (2008-11).....	14
Kyle Brady (1999-2006).....	13

CONSECUTIVE GAMES WITH RECEPTION

Jimmy Smith (Oct. 29, 1995-Dec. 17, 2000).....	86
Jimmy Smith (Sept. 9, 2001-Jan. 1, 2006).....	76
Maurice Jones-Drew (Dec. 10, 2006-Dec. 19, 2010).....	65
Keenan McCardell (Dec. 28, 1998-Jan. 6, 2002).....	49
Keenan McCardell (Sept. 1, 1996-Dec. 13, 1998).....	45
ALLEN ROBINSON (Sept. 7, 2014-Jan. 1, 2017).....	42
ALLEN HURNS (Sept. 7, 2014-Oct. 27, 2016).....	38
Mercedes Lewis (Sept. 12, 2010-Sept. 9, 2012).....	32
Ernest Wilford (Dec. 26, 2004-Dec. 3, 2006).....	30

CONSECUTIVE GAMES WITH REC. TD

Allen Hurns (Sept. 27-Nov. 15, 2015).....	7
Allen Robinson (Nov. 29-Dec. 27, 2015).....	5
Julius Thomas (Nov. 19-Dec. 13, 2015).....	4
Mercedes Lewis (Dec. 1-22, 2013).....	4
Cecil Shorts III (Nov. 8-Dec. 2, 2012).....	4
Reggie Williams (Dec. 9-30, 2007).....	4
<i>Several players tied.....</i>	3

YARDS PER RECEPTION (MIN. 100 RECEPTIONS)

ALLEN HURNS (2014-16).....	14.57
Jimmy Smith (1995-2005).....	14.25
ALLEN ROBINSON (2014-16).....	14.08
Ernest Wilford (2004-10).....	13.86
Mike Sims-Walker (2008-11).....	13.49
Cecil Shorts III (2011-14).....	13.31
Matt Jones (2005-08).....	12.97
Keenan McCardell (1996-2001).....	12.81
Willie Jackson (1995-97).....	12.44

**An active streak*

CAREER RECORDS

RECEIVING



200-YARD RECEIVING GAMES

Jimmy Smith (1995-2005).....	2
------------------------------	---

100-YARD RECEIVING GAMES

Jimmy Smith (1995-2005).....	46
Keenan McCardell (1996-2001).....	19
ALLEN ROBINSON (2014-16).....	8
ALLEN HURNS (2014-16).....	7
Cecil Shorts III (2011-14).....	7
Matt Jones (2005-08).....	6
Mike Sims-Walker (2008-10).....	6
Justin Blackmon (2012-13).....	3
<i>Several players tied.....</i>	<i>2</i>

LONGEST RECEPTIONS

Allen Robinson (Dec. 27, 2015 at N.O.).....	90t
Troy Edwards (Sept. 28, 2003 at Hou.).....	84t
Justin Blackmon (Nov. 18, 2012 at Hou.).....	81t
Allen Hurns (Dec. 13, 2015 vs. Ind.).....	80t
Cecil Shorts III (Sept. 23, 2012 at Ind.).....	80t
Reggie Williams (Nov. 4, 2007 at N.O.).....	80t
Patrick Johnson (Sept. 15, 2002 at K.C.).....	79t

CONSECUTIVE 100-YARD GAMES

Jimmy Smith (Oct. 24-Nov. 14, 2004).....	3
Jimmy Smith (Dec. 19, 1999-Jan. 2, 2000).....	3
Jimmy Smith (Nov. 21-Dec. 2, 1999).....	3
Jimmy Smith (Sept. 12-26, 1999).....	3
Jimmy Smith (Nov. 29-Dec. 13, 1998).....	3
Jimmy Smith (Nov. 9-23, 1997).....	3
Jimmy Smith (Aug. 31-Sept. 22, 1997).....	3
<i>Several players tied.....</i>	<i>2</i>

LONGEST RECEIVING TDs

Allen Robinson (Dec. 27, 2015 at N.O.).....	90
Troy Edwards (Sept. 28, 2003 at Hou.).....	84
Justin Blackmon (Nov. 18, 2012 at Hou.).....	81
Allen Hurns (Dec. 13, 2015 vs. Ind.).....	80
Cecil Shorts III (Sept. 23, 2012 at Ind.).....	80
Reggie Williams (Nov. 4, 2007 at N.O.).....	80
Patrick Johnson (Sept. 15, 2002 at K.C.).....	79
Fred Taylor (Nov. 1, 1998 at Bal.).....	78
Jason Hill (Oct. 9, 2011 vs. Cin.).....	74

YARDAGE

SCRIMMAGE YARDS

Fred Taylor (1998-2008).....	13,632
Jimmy Smith (1995-2005).....	12,286
Maurice Jones-Drew (2006-13).....	10,944
Keenan McCardell (1996-2001).....	6,393
MARCEDES LEWIS (2006-16).....	4,184
James Stewart (1995-99).....	3,804
ALLEN ROBINSON (2014-16).....	2,831
Kyle Brady (1999-2006).....	2,500
Reggie Williams (2004-08).....	2,366
Cecil Shorts III (2011-14).....	2,339

ALL-PURPOSE YARDS

Fred Taylor (1998-2008).....	13,640
Maurice Jones-Drew (2006-13).....	13,110
Jimmy Smith (1995-2005).....	12,875
Keenan McCardell (1996-2001).....	6,499
MARCEDES LEWIS (2006-16).....	4,184
James Stewart (1995-99).....	3,793
Reggie Barlow (1996-2000).....	3,687
Mike Thomas (2009-12).....	3,276
ALLEN ROBINSON (2014-16).....	2,831
Kyle Brady (1999-2006).....	2,567

PUNTING

PUNTS

Bryan Barker (1995-2000).....	456
Chris Hanson (2001-06).....	424
Bryan Anger (2012-15).....	360
Adam Podlesh (2007-10).....	229
BRAD NORTMAN (2016).....	77
Nick Harris (2011).....	72
Mark Royals (2003).....	45
Matt Turk (2011).....	27
Steve Weatherford (2008).....	21

PUNT YARDS

Bryan Barker (1995-2000).....	19,849
Chris Hanson (2001-06).....	18,190
Bryan Anger (2012-15).....	16,855
Adam Podlesh (2007-10).....	9,751
BRAD NORTMAN (2016).....	3,589
Nick Harris (2011).....	3,075
Mark Royals (2003).....	1,852
Matt Turk (2011).....	1,072
Steve Weatherford (2008).....	915

GROSS AVERAGE (MIN. 100 PUNTS)

Bryan Anger (2012-15).....	46.8
Bryan Barker (1995-2000).....	43.5
Chris Hanson (2001-06).....	42.9
Adam Podlesh (2007-10).....	42.5

NET AVERAGE (MIN. 100 PUNTS)

Bryan Anger (2012-15).....	40.5
Adam Podlesh (2007-10).....	37.8
Bryan Barker (1995-2000).....	37.2
Chris Hanson (2001-06).....	35.9

LONGEST PUNTS

Bryan Barker (Oct. 11, 1999 at N.Y. Jets).....	83
BRAD NORTMAN (OCT. 2, 2016 vs. IND.).....	78
Adam Podlesh (Oct. 28, 2007 at T.B.).....	76
Chris Hanson (Nov. 20, 2005 at Ten.).....	74
Bryan Anger (Oct. 4, 2012 vs. Det.).....	73
Bryan Anger (Dec. 14, 2014 at Bal.).....	69
Chris Hanson (Sept. 12, 2004 at Buf.).....	69
BRAD NORTMAN (DEC. 18, 2016 at Hou.).....	67
BRAD NORTMAN (SEPT. 11, 2016 vs. G.B.).....	67
Bryan Anger (Nov. 30, 2014 vs. N.Y. Giants).....	66
BRAD NORTMAN (SEPT. 11, 2016 vs. G.B.).....	65
Bryan Anger (Sept. 23, 2012 at Ind.).....	66
Bryan Anger (Dec. 23, 2012 vs. N.E.).....	65
Bryan Anger (Nov. 25, 2012 vs. Ten.).....	65
Bryan Anger (Oct. 7, 2012 vs. Chi.).....	65
Matt Turk (Sept. 11, 2011 vs. Ten.).....	65

INSIDE THE 20 (MIN. 100 PUNTS)

Bryan Barker (1995-2000).....	151
Chris Hanson (2001-06).....	136
Bryan Anger (2011-15).....	113
Adam Podlesh (2007-10).....	75



CONSECUTIVE PUNTS WITHOUT BLOCK

Bryan Barker (1995-2000).....	456
Adam Podlesh (2007-10).....	229
Chris Hanson (2001-03).....	168

TOUCHBACKS (MIN. 100 PUNTS)

Adam Podlesh (2007-10).....	19
Bryan Anger (2012-15).....	27
Bryan Barker (1995-2000).....	43
Chris Hanson (2001-06).....	50

CAREER RECORDS

RETURNS

KICKOFF RETURNS

Maurice Jones-Drew (2006-13).....	79
Deji Karim (2010-11).....	77
Brian Witherspoon (2008-09).....	76
Reggie Barlow (1996-2000).....	70
Jordan Todman (2012-14).....	68
Willie Jackson (1995-97).....	58
David Allen (2003-04).....	52
Derrick Wimbush (2005-06).....	47
Elvis Joseph (2001-02).....	44
Shyrone Stith (2000).....	33

LONGEST KICKOFF RETURNS

MARQISE LEE (Dec. 18, 2016 at Hou.).....	100t
Maurice Jones-Drew (Nov. 4, 2007 at N.O.).....	100t
Alvis Whitted (Dec. 26, 1999 at Ten.).....	98t
Elvis Joseph (Nov. 18, 2001 at Pit.).....	85t
Maurice Jones-Drew (Dec. 10, 2006 vs. Ind.).....	93t
Reggie Barlow (Dec. 7, 1997 vs. N.E.).....	92t

PUNT RETURN YARDS

Reggie Barlow (1996-2000).....	1,581
Alvin Pearman (2005-08).....	693
Mike Thomas (2009-12).....	620
David Allen (2003-04).....	468
RASHAD GREENE SR. (2015-16).....	432
Ace Sanders (2013-14).....	367
Chris Hudson (1995-98).....	348
Damon Gibson (2001-02).....	333
Bobby Shaw (2002).....	310
Jermaine Lewis (2003-04).....	272



KICKOFF RETURN YARDS

Maurice Jones-Drew (2006-12).....	2,054
Deji Karim (2010-11).....	1,900
Brian Witherspoon (2008-09).....	1,818
Jordan Todman (2012-14).....	1,762
Reggie Barlow (1996-2000).....	1,634
Willie Jackson (1995-97).....	1,206
Derrick Wimbush (2005-06).....	1,136
David Allen (2003-04).....	1,041
Elvis Joseph (2001-02).....	990
Shyrone Stith (2000).....	785

KICK RETURN AVERAGE (MIN. 50 RETURNS)

Maurice Jones-Drew (2006-13).....	26.00
Jordan Todman (2012-14).....	25.91
Deji Karim (2010-11).....	24.68
Brian Witherspoon (2008-09).....	23.92
Reggie Barlow (1996-2000).....	23.34
Willie Jackson (1995-97).....	20.79
David Allen (2003-04).....	20.02

PUNT RETURN AVERAGE (MIN. 25 RETURNS)

Bobby Shaw (2002).....	12.40
David Allen (2003-04).....	11.14
RASHAD GREENE SR. (2015-16).....	11.08
Chris Hudson (1995-98).....	10.88
Reggie Barlow (1996-2000).....	10.83
Jermaine Lewis (2003-04).....	9.71
Alvin Pearman (2005-08).....	8.56
Damon Gibson (2001-02).....	8.54
Mike Thomas (2009-12).....	8.27
Dennis Northcutt (2007-08).....	8.19

PUNT RETURN TOUCHDOWNS

Reggie Barlow (1996-2000).....	2
RASHAD GREENE SR. (2015-16).....	1
Mike Thomas (2009-12).....	1
Bobby Shaw (2002).....	1

KICKOFF RETURN TOUCHDOWNS

Maurice Jones-Drew (2006-11).....	2
MARQISE LEE (2014-2016).....	1
Derrick Wimbush (2005-06).....	1
Jimmy Smith (1995-2005).....	1
Elvis Joseph (2001-02).....	1
Alvis Whitted (1998-2001).....	1
Reggie Barlow (1996-2000).....	1



PUNT RETURNS

Reggie Barlow (1996-2000).....	146
Alvin Pearman (2005-08).....	81
Mike Thomas (2009-12).....	75
Ace Sanders (2013-14).....	57
David Allen (2003-04).....	42
Damon Gibson (2001-02).....	39
RASHAD GREENE SR. (2015-2016).....	39
Chris Hudson (1995-98).....	32
Dennis Northcutt (2007-08).....	31
Jermaine Lewis (2003-04).....	28
Bobby Shaw (2002).....	25

LONGEST PUNT RETURNS

Reggie Barlow (Sept. 13, 1998 vs. K.C.).....	85t
Mike Thomas (Dec. 18, 2010 at Ind.).....	78t
Reggie Barlow (Nov. 21, 1999 vs. N.O.).....	74t
RASHAD GREENE SR. (Dec. 13, 2015 vs. Ind.)..	73t
Bobby Shaw (Oct. 6, 2002 vs. Phi.).....	69t
Rashad Greene (Nov. 19, 2015 vs. Ten.).....	63
Chris Hudson (Oct. 6, 1996 at N.O.).....	60

DEFENSE

INTERCEPTIONS

Rashean Mathis (2003-12).....	30
Aaron Beasley (1996-2001).....	15
Donovin Darius (1998-2006).....	14
Derek Cox (2009-12).....	12
PAUL POSLUSZNY (2011-16).....	11
Mike Peterson (2003-08).....	8
Chris Hudson (1995-98).....	8
Reggie Nelson (2007-09).....	7
Deon Grant (2004-06).....	7
Marlon McCree (2001-03).....	7
Jason Craft (1999-2003).....	7

LONGEST INTERCEPTION RETURNS

Aaron Beasley (Sept. 12, 1999 vs. S.F.).....	93t
Rashean Mathis (Oct. 5, 2008 vs. Pit.).....	72t
Rashean Mathis (Sept. 21, 2008 at Ind.).....	61t
Paul Posluszny (Oct. 13, 2013 at Den.).....	59t
Dwayne Gratz (Dec. 28, 2014 at Hou.).....	55t
Rashean Mathis (Nov. 5, 2006 vs. Ten.).....	55
Scott Starks (Nov. 5, 2006 vs. Ten.).....	55t

CONSECUTIVE GAMES WITH INT

Brian Williams (Oct. 14-Nov. 11, 2007).....	3
JALEN RAMSEY (Dec. 18-24, 2016).....	2
Geno Hayes (Dec. 5-15, 2013).....	2
Derek Cox (Oct. 7-21, 2012).....	2
Morgan Trent (Dec. 24, 2011-Jan. 1, 2012).....	2
Rashean Mathis (Dec. 31, 2006-Sept. 9, 2007).....	2
Gerald Sensabaugh (Dec. 3-10, 2006).....	2
Rashean Mathis (Sept. 10-18, 2006).....	2
Rashean Mathis (Oct. 16-30, 2005).....	2
Donovin Darius (Nov. 21-28, 2004).....	2
Mike Peterson (Nov. 23-30, 2003).....	2
Marlon McCree (Dec. 1-8, 2002).....	2
Marlon McCree (Nov. 10-17, 2002).....	2
Donovin Darius (Oct. 31-Nov. 7, 1999).....	2
Chris Hudson (Sept. 20-27, 1998).....	2
Chris Hudson (Nov. 2-9, 1997).....	2
James Williams (Nov. 26-Dec. 3, 1995).....	2

INTs RETURNED FOR TOUCHDOWN

Rashean Mathis (2003-12).....	3
Aaron Beasley (1996-2001).....	2
Several players tied.....	1



CAREER RECORDS

DEFENSE

SACKS

Tony Brackens (1996-2003)	55.0
Joel Smeenge (1995-2000).....	34.0
John Henderson (2002-09).....	29.0
Paul Spicer (2001-08).....	28.5
Kevin Hardy (1996-2001)	28.5
Gary Walker (1999-2001).....	22.5
Marcus Stroud (2001-07).....	22.0

CONSECUTIVE GAMES WITH SACK

Tony Brackens (Nov. 11-Dec. 30, 2001).....	8
YANNICK NGAKOUÉ (SEPT. 18-OCT. 16, 2016).....	4
Gary Walker (Oct. 18-Nov. 11, 2001)	4
Tony Brackens (Nov. 28-Dec. 19, 1999).....	4
Kevin Hardy (Oct. 11-Nov. 7, 1999).....	4
Tony Brackens (Sept. 22-Oct. 12, 1997).....	4

TACKLES

Daryl Smith (2004-12).....	1,089
PAUL POSLUSZNY (2011-16)	918
Donovin Darius (1998-2006).....	858
Mike Peterson (2003-08).....	837
Kevin Hardy (1996-2001)	789
John Henderson (2002-09).....	563
Rashean Mathis (2003-12).....	554
Akin Ayodele (2002-05).....	489

TAKEAWAYS

Rashean Mathis (2003-12).....	35
Donovin Darius (1998-2006).....	20
Tony Brackens (1996-2003).....	18
Aaron Beasley (1996-2001)	18



FUMBLES

FUMBLES

Mark Brunell (1995-2003)	51
David Garrard (2002-10).....	44
BLAKE BORTLES (2014-16).....	29
Fred Taylor (1998-2008).....	25
Byron Leftwich (2003-06).....	25
Maurice Jones-Drew (2006-13).....	22
Blaine Gabbert (2011-13).....	21

FUMBLES LOST

David Garrard (2002-10).....	21
Mark Brunell (1995-2003)	18
Fred Taylor (1998-2008).....	12
BLAKE BORTLES (2014-16).....	12
Maurice Jones-Drew (2006-13).....	10
Byron Leftwich (2003-06)	10

LONGEST FUMBLE RECOVERY RETURNS

Aaron Beasley (Nov. 8, 1998 vs. Cin.).....	90t
Donovin Darius (Nov. 1, 1998 at Bal.)	83t
Daryl Smith (Oct. 14, 2007 vs. Hou.)	77t
Ainsley Battles (Dec. 3, 2001 vs. G.B.).....	60t
Andre Branch (Dec. 14, 2015 vs. Ind.).....	49t

FORCED FUMBLES

Tony Brackens (1996-2003)	28
Daryl Smith (2004-12)	9
Joel Smeenge (1995-2000)	9
Aaron Beasley (1996-2001)	8
Kevin Hardy (1996-2001)	8
Marcus Stroud (2001-07).....	7
Donovin Darius (1998-2006).....	7
Akin Ayodele (2002-05)	7

OPPONENT FUMBLE RECOVERIES

Tony Brackens (1996-2003)	13
Donovin Darius (1998-2006).....	6
Fernando Bryant (1999-2003)	6
Kevin Hardy (1996-2001)	6
Bryan Schwartz (1995-99).....	6
Travis Davis (1995-98).....	6

BLOCKS

BLOCKED FIELD GOALS

Marcus Stroud (2001-07).....	2
Clyde Simmons (1996-97).....	2
TYSON ALUALU (2010-16)	1
Chris Clemons (2014-15)	1
Rashean Mathis (2003-10).....	1
John Henderson (2002-09).....	1

BLOCKED PUNTS

Donovin Darius (1998-2006).....	2
Dave Thomas (1995-99)	2

BLOCKED FIELD GOAL RETURNS

Chris Hudson (Sept. 22, 1997 vs. Pit.).....	1
Mickey Washington (Dec. 1, 1996 vs. Cin.).....	1

BLOCKED EXTRA POINTS

Sen'Derrick Marks (Nov. 20, 2016 at Det.)	1
Tony Brackens (Oct. 5, 1997 vs. Cin.)	1
Clyde Simmons (Sept. 22, 1996 at N.E.)	1

BLOCKED PUNT RETURNS

Mike Harris (Dec. 30, 2012 at Ten.).....	1
Zach Potter (Dec. 15, 2011 at Atl.)	1
Alvis Whitted (Nov. 1, 1998 at Bal.)	1
Jimmy Smith (Dec. 3, 1995 at Den.)	1



SINGLE-SEASON RECORDS

SCORING

POINTS

Mike Hollis (1997)	134
Mike Hollis (1999)	130
Josh Scobee (2006)	119
Mike Hollis (1996)	117
Jason Myers (2016)	110
Jason Myers (2015)	110
Mike Hollis (1998)	108
Josh Scobee (2010)	107
Josh Scobee (2005)	107

TOUCHDOWNS

Fred Taylor (1998)	17
Maurice Jones-Drew (2009)	16
Maurice Jones-Drew (2006)	16
Allen Robinson (2015)	16
Maurice Jones-Drew (2008)	14
Fred Taylor (2000)	14
James Stewart (1999)	13
Maurice Jones-Drew (2011)	11
<i>Several players tied</i>	10

FIELD GOALS

Mike Hollis (1999)	31
Mike Hollis (1997)	31
Mike Hollis (1996)	30
Jason Myers (2016)	27
Jason Myers (2015)	26
Josh Scobee (2006)	26
Josh Scobee (2012)	25
Josh Scobee (2000)	24
Mike Hollis (2000)	24

FIELD GOAL % (MIN. 25 ATTEMPTS)

Mike Hollis (2000)	92.3
Josh Scobee (2013)	92.0
Josh Scobee (2011)	92.0
Josh Scobee (2012)	89.3
Jason Myers (2015)	86.7
Mike Hollis (1997)	86.1
Mike Hollis (1996)	83.3
Mike Hollis (1999)	81.6
Josh Scobee (2006)	81.3
Mike Hollis (1998)	80.8

EXTRA POINTS

Mike Hollis (1998)	45
Josh Scobee (2010)	41
Josh Scobee (2006)	41
Mike Hollis (1997)	41
Josh Scobee (2005)	38
Mike Hollis (1999)	37
Josh Scobee (2008)	33
Mike Hollis (2000)	33
Jason Myers (2015)	32
<i>Several players tied</i>	30



PASSING

PASSING YARDS

Blake Bortles (2015)	4,428
Mark Brunell (1996) <i>*Led NFL*</i>	4,367
Blake Bortles (2016)	3,925
Mark Brunell (2000)	3,640
David Garrard (2008)	3,620
David Garrard (2009)	3,597
Mark Brunell (2001)	3,309
Mark Brunell (1997)	3,281
Chad Henne (2013)	3,241
Mark Brunell (1999)	3,060

PASS ATTEMPTS

Blake Bortles (2016)	625
Blake Bortles (2015)	606
Mark Brunell (1996)	557
David Garrard (2008)	535
David Garrard (2009)	516
Mark Brunell (2000)	512
Chad Henne (2013)	503
Blake Bortles (2014)	475
Mark Brunell (2001)	473
Mark Brunell (1999)	441

PASS COMPLETIONS

Blake Bortles (2016)	368
Blake Bortles (2015)	355
Mark Brunell (1996)	353
David Garrard (2008)	335
David Garrard (2009)	314
Mark Brunell (2000)	311
Chad Henne (2013)	305
Mark Brunell (2001)	289
Blake Bortles (2014)	280
Byron Leftwich (2004)	267

TOUCHDOWN PASSES

Blake Bortles (2015)	35
Blake Bortles (2016)	23
David Garrard (2010)	23
Mark Brunell (2000)	20
Mark Brunell (1998)	20
Mark Brunell (2001)	19
Mark Brunell (1996)	19
David Garrard (2007)	18
Mark Brunell (1997)	18
Mark Brunell (2002)	17

INTERCEPTIONS

Mark Brunell (1996)	20
Blake Bortles (2015)	18
Blake Bortles (2014)	17
Blake Bortles (2016)	16
Byron Leftwich (2003)	16
David Garrard (2010)	15
Chad Henne (2013)	14
Mark Brunell (2000)	14
David Garrard (2008)	13
Mark Brunell (2001)	13

INTERCEPTION % (MIN. 300 ATTEMPTS)

David Garrard (2007)	0.92
Mark Brunell (1997)	1.61
Byron Leftwich (2005)	1.66
Mark Brunell (2002)	1.68
David Garrard (2009)	1.94
Mark Brunell (1995)	2.02
Mark Brunell (1999)	2.04
Byron Leftwich (2004)	2.27
David Garrard (2008)	2.43
Mark Brunell (1998)	2.54

COMPLETION % (MIN. 300 ATTEMPTS)

David Garrard (2010)	64.48
David Garrard (2007)	64.00
Mark Brunell (1996)	63.38
David Garrard (2008)	62.62
Mark Brunell (2001)	61.10
David Garrard (2009)	60.85
Mark Brunell (2000)	60.74
Mark Brunell (1997)	60.69
Chad Henne (2013)	60.64
Byron Leftwich (2004)	60.54

PASSER RATING (MIN. 300 ATTEMPTS)

David Garrard (2007)	102.2
Mark Brunell (1997)	91.2
David Garrard (2010)	90.8
Mark Brunell (1998)	89.9
Byron Leftwich (2005)	89.3
Blake Bortles (2015)	88.2
Mark Brunell (2002)	85.7
Mark Brunell (2001)	84.1
Mark Brunell (2000)	84.0
Mark Brunell (1996)	84.0

AVG. GAIN PER ATTEMPT (MIN. 300 ATTEMPTS)

Mark Brunell (1996) <i>*Led NFL*</i>	7.84
David Garrard (2007)	7.72
Mark Brunell (1997)	7.54
David Garrard (2010)	7.47
Mark Brunell (1998)	7.35
Blake Bortles (2015)	7.31
Mark Brunell (2000)	7.11
Byron Leftwich (2005)	7.03
Mark Brunell (2001)	7.00
David Garrard (2009)	6.97

400-YARD PASSING GAMES

Mark Brunell (1996)	2
---------------------------	---

300-YARD PASSING GAMES

Blake Bortles (2015)	6
Mark Brunell (1996)	6
Blake Bortles (2016)	5
<i>Several players tied</i>	3

SINGLE-SEASON RECORDS

RUSHING

RUSHING YARDS

Maurice Jones-Drew (2011) *Led NFL*	1,606
Fred Taylor (2003)	1,572
Fred Taylor (2000)	1,399
Maurice Jones-Drew (2009)	1,391
Maurice Jones-Drew (2010)	1,324
Fred Taylor (2002)	1,314
Fred Taylor (2004)	1,224
Fred Taylor (1998)	1,223
Fred Taylor (2007)	1,202
Fred Taylor (2006)	1,146

RUSHING ATTEMPTS

Fred Taylor (2003)	345
Maurice Jones-Drew (2011)	343
Maurice Jones-Drew (2009)	312
Maurice Jones-Drew (2010)	299
Fred Taylor (2000)	292
Fred Taylor (2002)	287
Fred Taylor (1998)	264
Fred Taylor (2004)	260
James Stewart (1999)	249
Natrone Means (1997)	244

RUSHING TOUCHDOWNS

Maurice Jones-Drew (2009)	15
Fred Taylor (1998)	14
Maurice Jones-Drew (2006)	13
James Stewart (1999)	13
Maurice Jones-Drew (2008)	12
Fred Taylor (2000)	12
Maurice Jones-Drew (2007)	9
Stacey Mack (2002)	9
Stacey Mack (2001)	9
Natrone Means (1997)	9

RUSHING AVERAGE (MIN. 150 ATTEMPTS)

Maurice Jones-Drew (2006)	5.67
Fred Taylor (2007)	5.39
Fred Taylor (2006)	4.96
Fred Taylor (2000)	4.79
Fred Taylor (2004)	4.71
Maurice Jones-Drew (2011)	4.68
Fred Taylor (1998)	4.63
Maurice Jones-Drew (2007)	4.60
Fred Taylor (1999)	4.60
Fred Taylor (2002)	4.58

200-YARD RUSHING GAMES

Fred Taylor (2000)	1
--------------------	---



100-YARD RUSHING GAMES

Fred Taylor (2000)	9
Maurice Jones-Drew (2010)	7
Fred Taylor (2003)	7
Maurice Jones-Drew (2011)	6
Fred Taylor (1998)	6
Maurice Jones-Drew (2009)	5
Fred Taylor (2007)	5
Fred Taylor (2004)	5
Fred Taylor (2002)	5
Fred Taylor (2006)	4

RECEIVING

RECEPTIONS

Jimmy Smith (1999) *Led NFL*	116
Jimmy Smith (2001)	112
Keenan McCardell (2000)	94
Keenan McCardell (2001)	93
Jimmy Smith (2000)	91
Keenan McCardell (1997)	85
Keenan McCardell (1996)	85
Jimmy Smith (1996)	83
Jimmy Smith (1997)	82
Several players tied	80

RECEIVING YARDS

Jimmy Smith (1999)	1,636
Allen Robinson (2015)	1,400
Jimmy Smith (2001)	1,373
Jimmy Smith (1997)	1,324
Jimmy Smith (1996)	1,244
Jimmy Smith (2000)	1,213
Keenan McCardell (2000)	1,207
Jimmy Smith (1998)	1,182
Jimmy Smith (2004)	1,172
Keenan McCardell (1997)	1,164
Keenan McCardell (1996)	1,129
Keenan McCardell (2001)	1,110
Allen Hurns (2015)	1,031
Jimmy Smith (2002)	1,027
Jimmy Smith (2005)	1,023

YARDS PER RECEPTION (MIN. 50 RECEPTIONS)

Cecil Shorts III (2012)	17.80
Allen Robinson (2015)	17.50
Jimmy Smith (1997)	16.15
Allen Hurns (2015)	16.11
Jimmy Smith (2004)	15.84
Jimmy Smith (1998)	15.15
Jimmy Smith (1996)	14.99

RECEIVING TOUCHDOWNS

Allen Robinson (2015) *Led NFL*	14
Allen Hurns (2015)	10
Mercedes Lewis (2010)	10
Reggie Williams (2007)	10
Jimmy Smith (2001)	8
Jimmy Smith (2000)	8
Jimmy Smith (1998)	8

100-YARD RECEIVING GAMES

Jimmy Smith (1999)	9
Allen Robinson (2015)	6
Jimmy Smith (2001)	6
Jimmy Smith (1997)	6
Keenan McCardell (2000)	5
Jimmy Smith (2000)	5
Jimmy Smith (1998)	5

200-YARD RECEIVING GAMES

Justin Blackmon (2012)	1
Jimmy Smith (2000)	1
Jimmy Smith (1999)	1
Keenan McCardell (1996)	1



YARDAGE

SCRIMMAGE YARDS

Maurice Jones-Drew (2011)	1,980
Fred Taylor (2003)	1,942
Maurice Jones-Drew (2009)	1,765
Fred Taylor (2002)	1,722
Fred Taylor (1998)	1,644
Maurice Jones-Drew (2010)	1,641
Fred Taylor (2000)	1,639
Jimmy Smith (1999)	1,636
Fred Taylor (2004)	1,569
Allen Robinson (2015)	1,400

ALL-PURPOSE YARDS

Maurice Jones-Drew (2006)	2,250
Maurice Jones-Drew (2007)	2,014
Maurice Jones-Drew (2011)	1,964
Fred Taylor (2003)	1,942
Maurice Jones-Drew (2009)	1,881
Maurice Jones-Drew (2008)	1,739
Fred Taylor (2002)	1,722
Fred Taylor (1998)	1,653
Maurice Jones-Drew (2010)	1,641
Fred Taylor (2000)	1,638



SINGLE-SEASON RECORDS

PUNTING

PUNTS

Bryan Anger (2013).....	95
Bryan Anger (2014).....	94
Bryan Anger (2012).....	91
Bryan Barker (1998).....	85
Chris Hanson (2004).....	84
Chris Hanson (2005).....	82
Chris Hanson (2001).....	82
Bryan Barker (1995).....	82
Chris Hanson (2002).....	81
Bryan Anger (2015).....	80

GROSS AVERAGE (MIN. 50 PUNTS)

Bryan Anger (2012) *NFL rookie record*	47.8
Bryan Anger (2014).....	47.5
Brad Nortman (2016)	46.6
Bryan Anger (2015).....	46.3
Bryan Anger (2013).....	45.7
Bryan Barker (1998).....	45.0
Bryan Barker (1997).....	44.9

NET AVERAGE (MIN. 50 PUNTS)

Bryan Anger (2012) *NFL rookie record*	40.8
Bryan Anger (2013).....	40.5
Bryan Anger (2014).....	39.6
Brad Nortman (2016)	39.5
Bryan Anger (2015).....	39.5
Adam Podlesh (2010)	39.2
Bryan Barker (1997).....	38.8

INSIDE THE 20 (MIN. 50 PUNTS)

Chris Hanson (2005).....	33
Bryan Barker (1999).....	32
Bryan Anger (2013).....	31
Bryan Anger (2012).....	31
Bryan Barker (2000).....	29
Chris Hanson (2004).....	28
Bryan Barker (1998).....	28

TOUCHBACKS (MIN. 50 PUNTS)

Adam Podlesh (2007)	2
Bryan Anger (2015).....	4
<i>Several players tied</i>	5



KICKOFF RETURNS

Brian Witherspoon (2008)	52
Deji Karim (2010)	50
David Allen (2003).....	41
Derrick Wimbush (2005).....	39
Jordan Todman (2014).....	38
Shyrone Stith (2000).....	33
Willie Jackson (1997).....	32
Maurice Jones-Drew (2007)	31
Maurice Jones-Drew (2006)	31
Reggie Barlow (1998).....	30

KICKOFF RETURN TOUCHDOWNS

Marqise Lee (2016)	1
Maurice Jones-Drew (2007)	1
<i>Several players tied</i>	1

PUNT RETURNS

Alvin Pearman (2005).....	49
Reggie Barlow (1998).....	43
Damon Gibson (2001).....	38
Reggie Barlow (1999).....	38
Reggie Barlow (1997).....	36
Mike Thomas (2010).....	34
Ace Sanders (2014).....	32
Chris Hudson (2006).....	32
Chris Hudson (1996).....	32
Reggie Barlow (2000).....	29

PUNT RETURN AVERAGE (MIN. 15 RETURNS)

Rashad Greene (2015)	16.72
Reggie Barlow (1998).....	12.91
Bobby Shaw (2002).....	12.40
David Allen (2003).....	12.00
Reggie Barlow (1997).....	11.44
Brian Witherspoon (2008)	11.29
Reggie Barlow (1999).....	10.89
Chris Hudson (1996).....	10.88
Mike Thomas (2010).....	10.53
Desmond Howard (1995).....	10.25

KICKOFF RETURN YARDS

Brian Witherspoon (2008)	1,250
Deji Karim (2010)	1,248
Jordan Todman (2014).....	972
Derrick Wimbush (2005).....	955
Maurice Jones-Drew (2006)	860
David Allen (2003).....	831
Maurice Jones-Drew (2007)	811
Shyrone Stith (2000).....	785
Reggie Barlow (1998).....	747
Jordan Todman (2013).....	712

KICKOFF RETURN AVERAGE (MIN. 25 RETURNS)

Maurice Jones-Drew (2006)	27.74
Jordan Todman (2013).....	27.38
Maurice Jones-Drew (2007)	26.16
Jordan Todman (2014).....	25.58
Deji Karim (2010).....	24.96
Reggie Barlow (1998).....	24.90
Mike Thomas (2009).....	24.77
Derrick Wimbush (2005).....	24.49

PUNT RETURN YARDS

Reggie Barlow (1998).....	555
Reggie Barlow (1999).....	414
Reggie Barlow (1997).....	412
Alvin Pearman (2005).....	410
Mike Thomas (2010).....	358
Chris Hudson (1996).....	348
Damon Gibson (2001).....	333
David Allen (2003).....	324
Bobby Shaw (2002).....	310
Rashad Greene (2015).....	301

PUNT RETURN TOUCHDOWNS

Rashad Greene (2015)	1
Mike Thomas (2010).....	1
Bobby Shaw (2002).....	1
Reggie Barlow (1999).....	1
Reggie Barlow (1998).....	1

DEFENSE

INTERCEPTIONS

Rashean Mathis (2006).....	8
Marlon McCree (2002).....	6
Aaron Beasley (1999).....	6
Reggie Nelson (2007).....	5
Rashean Mathis (2005).....	5
Donovin Darius (2004).....	5
Rashean Mathis (2004).....	5
Deon Figures (1997).....	5
<i>Several players tied</i>	4

INTs RETURNED FOR TOUCHDOWN

Rashean Mathis (2008)	2
Aaron Beasley (1999).....	2
<i>Several players tied</i>	1

SACKS

Tony Brackens (1999)	12.0
Tony Brackens (2001).....	11.0
Kevin Hardy (1999).....	10.5
Bobby McCray (2006).....	10.0
Gary Walker (1999).....	10.0

TACKLES

Paul Posluszny (2012).....	231
Hardy Nickerson (2001).....	230
Russell Allen (2012)	201
Paul Posluszny (2011).....	192
Mike Peterson (2005)	190
Wali Rainer (2002).....	188
Kevin Hardy (1998).....	186
Mike Peterson (2004)	178

SINGLE-SEASON RECORDS

DEFENSE & FUMBLES

TAKEAWAYS

Donovin Darius (2004).....	9
Rashean Mathis (2006).....	8
Marlon McCree (2002).....	6
Aaron Beasley (1999).....	6

FORCED FUMBLES

Tony Brackens (1999).....	8
Tony Brackens (1997).....	6
Tony Brackens (2001).....	5
Tony Brackens (1996).....	5

FUMBLES

BLAKE BORTLES (2015).....	14
Blaine Gabbert (2011).....	14
David Garrard (2009).....	14
Mark Brunell (1996).....	13
David Garrard (2010).....	11
Byron Leftwich (2003).....	11

OPPONENT FUMBLE RECOVERIES

Donovin Darius (2004).....	4
Bryan Schwartz (1998).....	4

FUMBLES LOST

David Garrard (2009).....	8
Blake Bortles (2016).....	6
Byron Leftwich (2003).....	6
Blake Bortles (2015).....	5
Blaine Gabbert (2011).....	5
David Garrard (2010).....	4
<i>Several players tied.....</i>	<i>3</i>

SINGLE-GAME RECORDS

SCORING

POINTS

James Stewart (Oct. 12, 1997 vs. Phi.).....	30
Maurice Jones-Drew (Dec. 11, 2011 vs. T.B.).....	24
Fred Taylor (Nov. 19, 2000 at Pit.).....	24
<i>Several players tied.....</i>	<i>18</i>

FIELD GOALS

Josh Scobee (Oct. 10, 2010 at Buf.).....	5
Josh Scobee (Nov. 25, 2007 vs. Buf.).....	5
Mike Hollis (Sept. 10, 2000 at Bal.).....	5
Mike Hollis (Nov. 30, 1997 vs. Bal.).....	5
Mike Hollis (Dec. 1, 1996 vs. Cin.).....	5
Jason Myers (Dec. 24, 2016 vs. Ten.).....	4
<i>Several players tied.....</i>	<i>4</i>

TOUCHDOWNS

James Stewart (Oct. 12, 1997 vs. Phi.).....	5
Maurice Jones-Drew (Dec. 11, 2011 vs. T.B.).....	4
Fred Taylor (Nov. 19, 2000 at Pit.).....	4
<i>Several players tied.....</i>	<i>3</i>

EXTRA POINTS

Josh Scobee (Dec. 23, 2007 vs. Oak.).....	7
Mike Hollis (Dec. 3, 2000 vs. Cle.).....	6
Mike Hollis (Nov. 1, 1998 at Bal.).....	6
<i>Several players tied.....</i>	<i>5</i>



PASSING

PASSING YARDS

Mark Brunell (Sept. 22, 1996 at N.E.).....	432
Mark Brunell (Oct. 20, 1996 at STL).....	421
Mark Brunell (Sept. 10, 2000 at Bal.).....	386
Blake Bortles (Nov. 8, 2015 at NYJ).....	381
Mark Brunell (Sept. 20, 1998 vs. Bal.).....	376
Blake Bortles (Dec. 27, 2015 at N.O.).....	368
Byron Leftwich (Oct. 10, 2004 at S.D.).....	357
Mark Brunell (Dec. 1, 1996 vs. Cin.).....	356
Chad Henne (Nov. 18, 2012 at Hou.).....	354
Quinn Gray (Nov. 4, 2007 at N.O.).....	354
Mark Brunell (Nov. 10, 1996 vs. Bal.).....	354

PASSING TDs

Blake Bortles (Dec. 6, 2015 at Ten.).....	5
Blake Bortles (Oct. 11, 2015 at T.B.).....	4
Chad Henne (Nov. 18, 2012 at Hou.).....	4
David Garrard (Oct. 31, 2010 at Dal.).....	4
Quinn Gray (Dec. 30, 2007 at Hou.).....	4
Mark Brunell (Nov. 29, 1998 at Cin.).....	4
<i>Several players tied.....</i>	<i>3</i>

PASS ATTEMPTS

Byron Leftwich (Oct. 10, 2004 at S.D.).....	54
Blake Bortles (Oct. 27, 2016 at Ten.).....	54
Blake Bortles (Oct. 18, 2015 vs. Hou.).....	53
Mark Brunell (Oct. 20, 1996 at STL).....	52
Chad Henne (Dec. 29, 2013 at Ind.).....	51
Chad Henne (Dec. 23, 2012 vs. N.E.).....	51
Blake Bortles (Oct. 4, 2015 at Ind.).....	50
Mark Brunell (Sept. 10, 2000 at Bal.).....	50
Blake Bortles (Nov. 29, 2015 vs. S.D.).....	49
Blaine Gabbert (Oct. 28, 2012 at G.B.).....	49

INTERCEPTIONS

Mark Brunell (Oct. 20, 1996 at STL).....	5
Luke McCown (Sept. 18, 2011 at NYJ).....	4
David Garrard (Sept. 19, 2010 at S.D.).....	4
David Garrard (Nov. 12, 2006 vs. Hou.).....	4
<i>Several players tied.....</i>	<i>3</i>

AVG. GAIN PER ATTEMPT (MIN. 20 ATTEMPTS)

David Garrard (Oct. 21, 2010 at Dal.).....	12.38
Rob Johnson (Aug. 31, 1997 at Bal.).....	12.25
Byron Leftwich (Oct. 5, 2003 vs. S.D.).....	12.00
Mark Brunell (Nov. 1, 1998 at Bal.).....	11.85
Mark Brunell (Nov. 21, 1999 vs. N.O.).....	11.70
Mark Brunell (Sept. 22, 1996 at N.E.).....	11.08

PASS COMPLETIONS

Mark Brunell (Oct. 20, 1996 at STL).....	37
Byron Leftwich (Oct. 10, 2004 at S.D.).....	36
Blake Bortles (Oct. 27, 2016 at Ten.).....	33
Blake Bortles (Oct. 12, 2014 at Ten.).....	32
Blake Bortles (Nov. 13, 2016 vs. Hou.).....	32
Blake Bortles (Nov. 29, 2015 vs. S.D.).....	30
Blake Bortles (Oct. 18 vs. Hou.).....	30
Chad Henne (Dec. 29, 2013 at Ind.).....	30
David Garrard (Oct. 18, 2009 vs. STL).....	30
Mark Brunell (Oct. 15, 1995 vs. Chi.).....	30

COMPLETION % (MIN. 20 ATTEMPTS)

Mark Brunell (Sept. 7, 2003 at Car.).....	85.2
Mark Brunell (Oct. 29, 2000 at Dal.).....	83.3
Rob Johnson (Aug. 31, 1997 at Bal.).....	83.3
David Garrard (Dec. 2, 2007 at Ind.).....	82.8
David Garrard (Oct. 31, 2010 at Dal.).....	81.0
David Garrard (Oct. 10, 2010 at Buf.).....	80.0
Mark Brunell (Oct. 6, 1996 at N.O.).....	80.0

SINGLE-GAME RECORDS

RUSHING

RUSHING YARDS

Fred Taylor (Nov. 19, 2000 at Pit.)	234
Fred Taylor (Dec. 21, 2003 vs. N.O.)	194
Maurice Jones-Drew (Dec. 5, 2010 at Ten.)	186
Fred Taylor (Dec. 6, 1998 vs. Det.)	183
Fred Taylor (Dec. 3, 2000 vs. Cle.)	181
Maurice Jones-Drew (Sept. 23, 2012 at Ind.)	177
Maurice Jones-Drew (Nov. 1, 2009 at Ten.)	177
Maurice Jones-Drew (Jan. 1, 2012 vs. Ind.)	169
Maurice Jones-Drew (Dec. 10, 2006 vs. Ind.)	166
Fred Taylor (Oct. 30, 2005 at STL)	165

RUSHING TOUCHDOWNS

James Stewart (Oct. 12, 1997 vs. Phi.)	5
Maurice Jones-Drew (Oct. 18, 2009 vs. STL)	3
Maurice Jones-Drew (Sept. 27, 2009 at Hou.)	3
Fred Taylor (Dec. 3, 2000 vs. Cle.)	3
Fred Taylor (Nov. 19, 2000 at Pit.)	3
Fred Taylor (Nov. 15, 1998 vs. T.B.)	3
Several players tied	2

RUSHING ATTEMPTS

Fred Taylor (Dec. 21, 2003 vs. N.O.)	34
Maurice Jones-Drew (Oct. 18, 2009 vs. STL)	33
Fred Taylor (Nov. 23, 2003 at NYJ)	32
Fred Taylor (Dec. 17, 2000 at Cin.)	32
Fred Taylor (Dec. 6, 1998 vs. Det.)	32
Maurice Jones-Drew (Dec. 5, 2010 at Ten.)	31
Fred Taylor (Oct. 29, 2000 at Dal.)	31
Several players tied	30

RUSHING AVERAGE (MIN. 10 ATTEMPTS)

Maurice Jones-Drew (Dec. 10, 2006 vs. Ind.)	11.07
Maurice Jones-Drew (Oct. 14, 2007 vs. Hou.)	10.42
Fred Taylor (Oct. 31, 1999 at Cin.)	8.53
Maurice Jones-Drew (Sept. 24, 2006 at Ind.)	7.92
Stacey Mack (Dec. 30, 2001 vs. K.C.)	7.81
Fred Taylor (Nov. 19, 2000 at Pit.)	7.80
Fred Taylor (Oct. 30, 2005 at STL)	7.50
Fred Taylor (Dec. 19, 2004 at G.B.)	7.50



RECEIVING & YARDAGE

RECEPTIONS

Keenan McCardell (Oct. 20, 1996 at STL)	16
Jimmy Smith (Sept. 10, 2000 at Bal.)	15
Justin Blackmon (Oct. 13, 2013 at Den.)	14
Jimmy Smith (Jan. 2, 2000 vs. Cin.)	14
Allen Hurns (Oct. 4, 2015 at Ind.)	11
Keenan McCardell (Dec. 23, 2000 at NYG)	11
Keenan McCardell (Oct. 1, 2000 vs. Pit.)	11
Keenan McCardell (Dec. 7, 1997 vs. N.E.)	11
Several players tied	10

RECEIVING TDs

Allen Robinson (Dec. 6, 2015 at Ten.)	3
Jimmy Smith (Sept. 10, 2000 at Bal.)	3
Several players tied	2

YARDS PER RECEPTION (MIN. 4 RECEPTIONS)

Justin Blackmon (Nov. 18, 2012 at Hou.)	33.7
Ernest Wilford (Dec. 24, 2005 at Hou.)	29.5
Andre Rison (Sept. 22, 1996 at N.E.)	28.8
Jimmy Smith (Nov. 9, 1997 vs. K.C.)	28.0

RECEIVING YARDS

Jimmy Smith (Sept. 10, 2000 at Bal.)	291
Justin Blackmon (Nov. 18, 2012 at Hou.)	236
Keenan McCardell (Oct. 20, 1996 at STL)	232
Jimmy Smith (Nov. 21, 1999 vs. N.O.)	220
Justin Blackmon (Oct. 13, 2013 at Den.)	190
Jimmy Smith (Jan. 2, 2000 vs. Cin.)	165
Jimmy Smith (Sept. 22, 1997 vs. Pit.)	164
Jimmy Smith (Dec. 1, 1996 vs. Cin.)	162
Pete Mitchell (Nov. 19, 1995 at T.B.)	161
Jimmy Smith (Nov. 16, 1997 vs. Ten.)	158

SCRIMMAGE YARDS

Jimmy Smith (Sept. 10, 2000 at Bal.)	291
Fred Taylor (Nov. 19, 2000 at Pit.)	248
Fred Taylor (Sept. 29, 2002 vs. NYJ)	237
Justin Blackmon (Nov. 18, 2012 at Hou.)	236
Keenan McCardell (Oct. 20, 1996 at STL)	232
Fred Taylor (Dec. 21, 2003 at N.O.)	225
Maurice Jones-Drew (Nov. 21, 2010 vs. Cle.)	220
Jimmy Smith (Nov. 21, 1999 vs. N.O.)	220
Fred Taylor (Sept. 20, 1998 vs. Bal.)	213
Fred Taylor (Dec. 6, 1998 vs. Det.)	206



ALL-PURPOSE YARDS

Maurice Jones-Drew (Dec. 10, 2006 vs. Ind.)	303
Jimmy Smith (Sept. 10, 2000 at Bal.)	291
Maurice Jones-Drew (Oct. 14, 2007 vs. Hou.)	260
Fred Taylor (Nov. 19, 2000 at Pit.)	248
Maurice Jones-Drew (Sept. 24, 2006 at Ind.)	244
Fred Taylor (Sept. 29, 2002 vs. NYJ)	237
Justin Blackmon (Nov. 18, 2012 at Hou.)	236
Keenan McCardell (Oct. 20, 1996 at STL)	232
Fred Taylor (Dec. 21, 2003 vs. N.O.)	225
Several players tied	220

PUNTING

PUNTS

Bryan Anger (Sept. 8, 2013 vs. K.C.)	11
Adam Podlesh (Nov. 16, 2008 vs. Ten.)	10
Bryan Anger (Oct. 21, 2012 at Oak.)	9
Bryan Anger (Sept. 16, 2012 vs. Hou.)	9
Nick Harris (Dec. 24, 2011 at Ten.)	9
Nick Harris (Nov. 27, 2011 vs. Hou.)	9
Chris Hanson (Oct. 16, 2005 at Pit.)	9
Chris Hanson (Sept. 19, 2004 vs. Den.)	9
Bryan Barker (Sept. 25, 2000 at Ind.)	9
Bryan Barker (Nov. 14, 1999 vs. Bal.)	9
Bryan Barker (Oct. 29, 1995 at Pit.)	9

PUNTS INSIDE 20

Bryan Barker (Nov. 14, 1999 vs. Bal.)	8
Bryan Anger (Nov. 17, 2013 vs. Ari.)	6
Bryan Barker (Oct. 3, 1999 vs. Pit.)	6

GROSS AVERAGE (MIN. 4 PUNTS)

Bryan Anger (Dec. 23, 2012 vs. N.E.)	56.3
Bryan Anger (Oct. 11, 2015 at T.B.)	55.3
BRAD NORTMAN (Oct. 16, 2016 at CHI.)	55.0
Bryan Barker (Oct. 19, 1997 at Dal.)	53.8
BRAD NORTMAN (Oct. 2, 2016 vs. Ind.)	53.6
Bryan Anger (Sept. 9, 2012 at Min.)	53.5
Bryan Anger (Sept. 23, 2012 at Ind.)	53.5

NET AVERAGE (MIN. 4 PUNTS)

BRAD NORTMAN (Oct. 16, 2016 at CHI.)	52.2
Bryan Anger (Nov. 4, 2012 vs. Det.)	50.5
Adam Podlesh (Dec. 23, 2007 vs. Oak.)	49.8
Chris Hanson (Nov. 10, 2002 vs. Was.)	48.2
Bryan Anger (Dec. 26, 2012 at Mia.)	47.4



SINGLE-GAME RECORDS

RETURNS

KICKOFF RETURNS

Deji Karim (Oct. 18, 2010 vs. Ten.)	7
Jermaine Lewis (Oct. 10, 2004 at S.D.)	7
Curtis Marsh (Nov. 12, 1995 vs. Sea.)	7
Several players tied	6

KICKOFF RETURN AVERAGE (MIN. 3 RETURNS)

Maurice Jones-Drew (Nov. 4, 2007 at N.O.)	47.33
Derrick Wimbush (Nov. 27, 2005 at Ari.)	46.00
Brian Witherspoon (Sept. 7, 2008 at Ten.)	41.33
Randy Jordan (Oct. 13, 1996 vs. NYJ)	39.67
Tiquan Underwood (Sept. 12, 2010 vs. Den.)	38.33



KICKOFF RETURN YARDS

Reggie Barlow (Oct. 25, 1998 at Den.)	206
Jordan Todman (Sept. 28, 2014 at S.D.)	174
Jordan Todman (Nov. 2, 2014 at Cin.)	173
Curtis Marsh (Nov. 12, 1995 vs. Sea.)	169
Deji Karim (Oct. 18, 2010 vs. Ten.)	168
Reggie Barlow (Dec. 7, 1997 vs. N.E.)	157
Rashad Jennings (Nov. 18, 2012 at Hou.)	149
David Allen (Dec. 14, 2003 at N.E.)	147
Alvis Whitted (Dec. 26, 1999 at Ten.)	147
Mike Thomas (Nov. 1, 2009 at Ten.)	146

PUNT RETURNS

Alvin Pearman (Dec. 18, 2005 vs. S.F.)	7
Alvin Pearman (Nov. 13, 2005 vs. Bal.)	7
Ace Sanders (Nov. 17, 2013 vs. Ari.)	6
Mike Thomas (Oct. 24, 2011 vs. Bal.)	6
David Allen (Dec. 7, 2003 vs. Hou.)	6
Reggie Barlow (Dec. 3, 2000 vs. Cle.)	6
R. Jay Soward (Oct. 8, 2000 vs. Bal.)	6
Reggie Barlow (Nov. 14, 1999 vs. Bal.)	6
Reggie Barlow (Sept. 20, 1998 vs. Bal.)	6
Several players tied	5

PUNT RETURN TDs

Rashad Greene (Dec. 13, 2015 vs. Ind.)	1
Mike Thomas (Dec. 19, 2010 at Ind.)	1
Bobby Shaw (Oct. 6, 2002 vs. Phi.)	1
Reggie Barlow (Nov. 21, 1999 vs. N.O.)	1
Reggie Barlow (Sept. 13, 1998 vs. K.C.)	1

KICKOFF RETURN TDs

MARQISE LEE (Dec. 18, 2016 at Hou.)	1
Maurice Jones-Drew (Nov. 4, 2007 at N.O.)	1
Maurice Jones-Drew (Dec. 10, 2006 vs. Ind.)	1
Derrick Wimbush (Nov. 27, 2005 at Ari.)	1
Elvis Joseph (Nov. 18, 2001 at Pit.)	1
Alvis Whitted (Dec. 26, 1999 at Ten.)	1
Reggie Barlow (Dec. 7, 1997 vs. N.E.)	1

PUNT RETURN YARDS

Reggie Barlow (Sept. 13, 1998 vs. K.C.)	134
Mike Thomas (Dec. 19, 2010 at Ind.)	99
Desmond Howard (Sept. 24, 1995 vs. G.B.)	82
Reggie Barlow (Sept. 20, 1998 vs. Bal.)	81
Reggie Barlow (Nov. 21, 1999 vs. N.O.)	80
Reggie Barlow (Nov. 29, 1997 at Cin.)	79
Jermaine Lewis (Sept. 19, 2004 vs. Den.)	78
Rashad Greene (Nov. 19, 2015 vs. Ten.)	76
Reggie Barlow (Nov. 2, 1997 at Ten.)	76
Several players tied	73

PUNT RETURN YARD AVG.

Reggie Barlow (Sept. 13, 1998 vs. K.C.)	44.67
Reggie Barlow (Nov. 23, 1997 at Cin.)	26.33
Reggie Barlow (Nov. 2, 1997 at Ten.)	25.33
Mike Thomas (Dec. 19, 2010 at Ind.)	24.75
Reggie Barlow (Nov. 29, 1998 at Cin.)	23.00
Brian Witherspoon (Nov. 29, 2009 at S.F.)	21.00
Desmond Howard (Sept. 24, 1995 vs. G.B.)	20.50
Dennis Northcutt (Dec. 9, 2007 vs. Car.)	20.00

DEFENSE, FUMBLES & BLOCKS

INTERCEPTIONS

Davon House (Nov. 15, 2015 at Bal.)	2
Derek Cox (Oct. 31, 2010 at Dal.)	2
Rashean Mathis (Nov. 5, 2006 vs. Ten.)	2
Rashean Mathis (Sept. 18, 2006 vs. Pit.)	2
Terry Cousin (Nov. 13, 2005 vs. Bal.)	2
Rashean Mathis (Oct. 30, 2005 at STL)	2
Donovin Darius (Jan. 2, 2005 at Oak.)	2
Rashean Mathis (Dec. 19, 2004 at G.B.)	2
Marlon McCree (Sept. 15, 2002 at K.C.)	2
Rayna Stewart (Sept. 10, 2000 at Bal.)	2
Aaron Beasley (Sept. 12, 1999 vs. S.F.)	2
Deon Figures (Aug. 31, 1997 at Bal.)	2
Several players tied	1

TAKEAWAYS

Darren Carrington (Oct. 1, 1995 at Hou.)	3
--	---

FORCED FUMBLES

Tony Brackens (Oct. 3, 1999 vs. Pit.)	3
Several players tied	2

OPPONENT FUMBLE RECOVERIES

Telvin Smith (Nov. 23, 2014 at Ind.)	2
Tony Brackens (Sept. 29, 1996 vs. Car.)	2
Darren Carrington (Oct. 1, 1995 at Hou.)	2

INTs RETURNED FOR TOUCHDOWN

Jalen Ramsey (Dec. 24, 2016 vs. Ten.)	1
Telvin Smith (Oct. 25, 2015 vs. Buf.)	1
Dwayne Gratz (Dec. 28, 2014 at Hou.)	1
Paul Posluszny (Oct. 13, 2013 at Den.)	1
Rashean Mathis (Sept. 21, 2008 at Ind.)	1
Rashean Mathis (Oct. 5, 2008 vs. Pit.)	1
Clint Ingram (Dec. 9, 2007 vs. Car.)	1
Aaron Glenn (Oct. 28, 2007 at T.B.)	1
Scott Starks (Nov. 5, 2006 vs. Ten.)	1
Mike Peterson (Nov. 13, 2005 vs. Bal.)	1
Rashean Mathis (Oct. 16, 2005 at Pit.)	1
Tony Brackens (Nov. 28, 1999 at Bal.)	1
Aaron Beasley (Sept. 26, 1999 vs. Ten.)	1
Aaron Beasley (Sept. 12, 1999 vs. S.F.)	1
Mickey Washington (Oct. 22, 1995 at Cle.)	1

BLOCKED PUNTS

Dan Skuta (Jan. 1, 2017 at IND)	1
Hayes Pullard III (Nov. 29, 2015 vs. S.D.)	1
J.T. Thomas (Sept. 8, 2013 vs. K.C.)	1
Mike Harris (Dec. 30, 2012 at Ten.)	1
Kassim Osgood (Dec. 15, 2011 at Atl.)	1
Rashad Jennings (Sept. 19, 2010 at S.D.)	1
Jorge Cordova (Dec. 10, 2006 vs. Ind.)	1
Gerald Sensabaugh (Oct. 8, 2006 vs. NYJ)	1
Derrick Wimbush (Oct. 9, 2005 vs. Cin.)	1
Eric Westmoreland (Oct. 27, 2002 vs. Hou.)	1
Donovin Darius (Sept. 10, 2001 vs. Pit.)	1
Donovin Darius (Oct. 1, 2000 vs. Pit.)	1
Dave Thomas (Nov. 14, 1999 vs. Bal.)	1
Alvis Whitted (Nov. 1, 1998 at Bal.)	1
Dave Thomas (Oct. 12, 1997 vs. Phi.)	1
Mike Dumas (Dec. 3, 1995 at Den.)	1

SACKS

Chris Clemons (Nov. 23, 2014 at Ind.)	3.0
Paul Spicer (Sept. 25, 2005 at NYJ)	3.0
John Henderson (Oct. 6, 2002 vs. Phi.)	3.0
Kelvin Prichett (Oct. 5, 1997 vs. Cin.)	3.0

TACKLES

Hardy Nickerson (Nov. 25, 2001 vs. Bal.)	23
Russell Allen (Sept. 16, 2012 vs. Hou.)	22
Wali Rainer (Oct. 13, 2002 at Ten.)	22
T.J. Slaughter (Nov. 25, 2001 vs. Bal.)	22
Paul Posluszny (Dec. 19, 2012 at Mia.)	21
Bryan Schwartz (Dec. 17, 1995 at Det.)	21
Russell Allen (Nov. 18, 2012 at Hou.)	20
Daryl Smith (Dec. 18, 2010 at Ind.)	20
Kevin Hardy (Nov. 1, 1998 at Bal.)	20

BLOCKED FIELD GOALS

Tyson Alualu (Dec. 27, 2015 at N.O.)	1
Chris Clemons (Sept. 13, 2015 vs. Car.)	1
Rashean Mathis (Oct. 2, 2005 vs. Den.)	1
John Henderson (Dec. 8, 2002 vs. Cle.)	1
Marcus Stroud (Sept. 8, 2002 vs. Ind.)	1
Marcus Stroud (Dec. 3, 2001 vs. G.B.)	1
Clyde Simmons (Sept. 22, 1997 vs. Pit.)	1
Clyde Simmons (Dec. 1, 1996 vs. Cin.)	1

ROOKIE RECORDS

SCORING & PASSING

POINTS (SEASON)

Fred Taylor (1998).....	102
Maurice Jones-Drew (2006)	96
Josh Scobee (2004).....	93
Seth Marler (2003).....	90
Allen Hurns (2014).....	36
Justin Blackmon (2012).....	32
Willie Jackson (1995)	32
Matt Jones (2005).....	30
Hayden Epstein (2002)	28
Several players tied.....	18

TOUCHDOWNS (SEASON)

Fred Taylor (1998).....	17
Maurice Jones-Drew (2006)	16
Allen Hurns (2014).....	6
Matt Jones (2005).....	5
Justin Blackmon (2012).....	5
Greg Jones (2004).....	3
LaBrandon Toefield (2003).....	3
Elvis Joseph (2001).....	3
James Stewart (1995).....	3
Several players tied.....	2

PASSING YARDS (SEASON)

Blake Bortles (2014)	2,908
Byron Leftwich (2003)	2,819
Blaine Gabbert (2011)	2,214
Jonathan Quinn (1998).....	387
David Garrard (2002).....	231
LaBrandon Toefield (2003).....	32
Rob Johnson (1995).....	24
Ace Sanders (2013)	21
Matt Jones (2005)	12

PASSING YARDS (GAME)

Blake Bortles (Oct. 12, 2014 at Ten.)	336
Byron Leftwich (Oct. 5, 2003 vs. S.D.).....	336
Blake Bortles (Nov. 9, 2014 vs. Dal.).....	290
Byron Leftwich (Dec. 14, 2003).....	288
Byron Leftwich (Oct. 12, 2003).....	256
Blake Bortles (Sept. 28, 2014 at S.D.).....	254
Blake Bortles (Nov. 2, 2014 at Cin.).....	247
Byron Leftwich (Sept. 28, 2003 at Hou.)	231
Byron Leftwich (Nov. 30, 2003 vs. T.B.).....	224
Blake Bortles (Sept. 21, 2014 vs. Ind.).....	223

PASS ATTEMPTS (SEASON)

Blake Bortles (2014)	475
Byron Leftwich (2003).....	418
Blaine Gabbert (2011)	413
Jonathan Quinn (1998).....	64
David Garrard (2002).....	46
Rob Johnson (1995).....	7
Matt Jones (2005).....	3
LaBrandon Toefield (2003).....	2
Ace Sanders (2013)	1

PASS ATTEMPTS (GAME)

Blake Bortles (Oct. 12, 2014 at Ten.)	46
Byron Leftwich (Oct. 12, 2003 vs. Mia.).....	42
Blaine Gabbert (Dec. 24, 2011 at Ten.).....	42
Blaine Gabbert (Oct. 2, 2011 vs. N.O.).....	42
Blaine Gabbert (Nov. 20, 2011 at Cle.)	41
Byron Leftwich (Dec. 14, 2003 at N.E.)	40
Blake Bortles (Dec. 14, 2014 at Bal.)	37
Blake Bortles (Dec. 7, 2014 vs. Hou.).....	39
Blake Bortles (Nov. 9, 2014 vs. Dal.).....	37
Blake Bortles (Sept. 28, 2014 at S.D.).....	37

PASS COMPLETIONS (SEASON)

Blake Bortles (2014)	280
Byron Leftwich (2003)	239
Blaine Gabbert (2011)	210
Jonathan Quinn (1998).....	34
David Garrard (2002).....	23
Rob Johnson (1995).....	3
Matt Jones (2005).....	2
LaBrandon Toefield (2003).....	1
Ace Sanders (2013)	1

PASS COMPLETIONS (GAME)

Blake Bortles (Oct. 12, 2014 at Ten.)	32
Blake Bortles (Sept. 28, 2014 at S.D.).....	29
Byron Leftwich (Oct. 12, 2003 vs. Mia.).....	24
Blake Bortles (Nov. 9, 2014 vs. Dal.).....	22
Blake Bortles (Nov. 2, 2014 at Cin.).....	22
Blake Bortles (Oct. 5, 2014 vs. Pit.).....	22
Blaine Gabbert (Nov. 20, 2011 at Cle.)	22
Byron Leftwich (Nov. 2, 2003 at Bal.)	22
Several players tied.....	21

PASSING TDs (SEASON)

Byron Leftwich (2003)	14
Blaine Gabbert (2011)	12
Blake Bortles (2014)	11
Jonathan Quinn (1998).....	2
David Garrard (2002).....	1
Ace Sanders (2013)	1

PASSING TDs (GAME)

Blake Bortles (Nov. 2, 2014 at Cin.).....	2
Blake Bortles (Sept. 21, 2014 vs. Ind.).....	2
Blaine Gabbert (Dec. 11, 2011 vs. T.B.)	2
Blaine Gabbert (Dec. 5, 2011 vs. S.D.)	2
Byron Leftwich (Oct. 5, 2003 vs. S.D.).....	2
Byron Leftwich (Nov. 30, 2003 vs. T.B.).....	2
Several players tied.....	1

INTERCEPTIONS (SEASON)

Blake Bortles (2014)	17
Byron Leftwich (2003)	16
Blaine Gabbert (2011).....	11
Jonathan Quinn (1998).....	3
David Garrard (2002).....	2
Rob Johnson (1995).....	1

INTERCEPTIONS (GAME)

Blake Bortles (Oct. 19, 2014 vs. Cle.).....	3
Byron Leftwich (Oct. 12, 2003 vs. Mia.).....	3
Byron Leftwich (Sept. 28, 2003 at Hou.)	3
Several players tied.....	2



RUSHING

RUSHING YARDS (SEASON)

Fred Taylor (1998).....	1,223
Maurice Jones-Drew (2006)	941
T.J. Yeldon (2015).....	740
James Stewart (1995).....	525
Blake Bortles (2014)	419
Elvis Joseph (2001).....	294
LaBrandon Toefield (2003).....	212
Rashad Jennings (2009).....	202
Greg Jones (2004).....	162
Deji Karim (2010)	160

RUSHING YARDS (GAME)

Fred Taylor (Dec. 6, 1998 vs. Det.).....	183
Maurice Jones-Drew (Dec. 10, 2006 vs. Ind.)	166
Maurice Jones-Drew (Dec. 24, 2006 vs. N.E.)	131
Fred Taylor (Nov. 15, 1998 vs. T.B.).....	128
Fred Taylor (Sept. 20, 1998 vs. Bal.)	128
Fred Taylor (Nov. 8, 1998 vs. Cin.)	118
Fred Taylor (Sept. 27, 1998 at Ten.).....	116
T.J. Yeldon (Oct. 25, 2015 vs. Buf.)	115
T.J. Yeldon (Oct. 4, 2015 at Ind.).....	105
Fred Taylor (Dec. 20, 1998 at Min.).....	105

RUSHING ATTEMPTS (SEASON)

Fred Taylor (2003).....	264
T.J. Yeldon (2015).....	182
Maurice Jones-Drew (2006)	166
James Stewart (1995).....	137
Elvis Joseph (2001).....	68
Greg Jones (2004).....	62
Blake Bortles (2014)	419
LaBrandon Toefield (2003).....	53
Blaine Gabbert (2011)	48
Rashad Jennings (2009).....	39
Alvin Pearman (2005).....	39

ROOKIE RECORDS

RUSHING

RUSHING ATTEMPTS (GAME)

Fred Taylor (Dec. 6, 1998 vs. Det.).....	32
Fred Taylor (Nov. 8, 1998 vs. Cin.).....	27
Maurice Jones-Drew (Dec. 17, 2006 at Ten.).....	25
Fred Taylor (Sept. 27, 1998 at Ten.).....	25
T.J. Yeldon (Sept. 20, 2015 vs. Mia.).....	25
Fred Taylor (Dec. 20, 1998 at Min.).....	23
Fred Taylor (Sept. 20, 1998 vs. Bal.).....	23
T.J. Yeldon (Oct. 4, 2015 at Ind.).....	22
Fred Taylor (Nov. 1, 1998 at Bal.).....	22
Maurice Jones-Drew (Oct. 29, 2006 at Phi.).....	21
Fred Taylor (Dec. 28, 1998 vs. Pit.).....	21

RUSHING TDs (SEASON)

Fred Taylor (1998).....	14
Maurice Jones-Drew (2006).....	13
Greg Jones (2004).....	3
T.J. Yeldon (2015).....	2
Storm Johnson (2014).....	2
Byron Leftwich (2003).....	2
LaBrandon Toefield (2003).....	2
David Garrard (2002).....	2
James Stewart (1995).....	2
<i>Several players tied</i>	1

RUSHING TDs (GAME)

Fred Taylor (Nov. 15, 1998 vs. T.B.).....	3
Maurice Jones-Drew (Dec. 24, 2006 vs. N.E.).....	2
Maurice Jones-Drew (Dec. 10, 2006 vs. Ind.).....	2
Maurice Jones-Drew (Oct. 8, 2006 vs. NYJ).....	2
David Garrard (Oct. 13, 2002 at Ten.).....	2
Fred Taylor (Oct. 12, 1998 vs. Mia.).....	2
Fred Taylor (Dec. 6, 1998 vs. Det.).....	2
<i>Several players tied</i>	1

RECEIVING & YARDAGE

RECEPTIONS (SEASON)

Justin Blackmon (2012).....	64
Willie Jackson (1995).....	53
Allen Hurns (2014).....	51
Ace Sanders (2013).....	51
Allen Robinson (2014).....	48
Mike Thomas (2009).....	48
Maurice Jones-Drew (2006).....	46
Fred Taylor (1998).....	44
Pete Mitchell (1995).....	41
Marqise Lee (2014).....	37

RECEPTIONS (GAME)

Pete Mitchell (Nov. 19, 1995 at T.B.).....	10
Fred Taylor (Sept. 20, 1998 vs. Bal.).....	9
Allen Robinson (Oct. 12, 2014 at Ten.).....	8
Ace Sanders (Dec. 1, 2013 at Cle.).....	8
Ace Sanders (Nov. 17, 2013 vs. Ari.).....	8
Zach Miller (Jan. 3, 2010 at Cle.).....	8
<i>Several players tied</i>	7

RECEIVING YARDS (SEASON)

Justin Blackmon (2012).....	865
Allen Hurns (2014).....	677
Willie Jackson (1995).....	589
Allen Robinson (2014).....	548
Pete Mitchell (1995).....	527
Ace Sanders (2013).....	484
Mike Thomas (2009).....	453
Maurice Jones-Drew (2006).....	436
Matt Jones (2005).....	432
Marqise Lee (2014).....	422

RECEIVING TDs (SEASON)

Allen Hurns (2014).....	6
Justin Blackmon (2012).....	5
Matt Jones (2005).....	5
Willie Jackson (1995).....	5
Fred Taylor (1998).....	3
<i>Several players tied</i>	2

YARDS/REC. (SEASON) (MIN. 25 RECEPTIONS)

Justin Blackmon (2012).....	13.52
Allen Hurns (2014).....	13.27
Pete Mitchell (1995).....	12.85
Matt Jones (2005).....	12.00
Allen Robinson (2014).....	11.42
Marqise Lee (2014).....	11.41
Willie Jackson (1995).....	11.11
Reggie Williams (2004).....	9.93
Fred Taylor (1998).....	9.57
Ace Sanders (2013).....	9.49

YARDS/REC. (GAME) (MIN. 4 RECEPTIONS)

Justin Blackmon (Nov. 18, 2012 at Hou.).....	33.71
Allen Hurns (Sept. 7, 2014 at Phi.).....	27.50
Matt Jones (Nov. 13, 2005 vs. Bal.).....	23.40
Willie Jackson (Dec. 24, 1995 vs. Cle.).....	20.25
T.J. Yeldon (Dec. 6, 2015 at Ten.).....	19.75
Willie Jackson (Dec. 10, 1995 vs. Ind.).....	18.83
Allen Robinson (Sept. 14, 2014 at Was.).....	18.75
Mike Sims-Walker (Oct. 5, 2008 vs. Pit.).....	17.83

SCRIMMAGE YARDS (SEASON)

Fred Taylor (1998).....	1,644
Maurice Jones-Drew (2006).....	1,377
T.J. Yeldon (2015).....	1,019
Justin Blackmon (2012).....	888
James Stewart (1995).....	715
Allen Hurns (2014).....	677
Willie Jackson (1995).....	589
Allen Robinson (2014).....	548

ALL-PURPOSE YARDS (SEASON)

Maurice Jones-Drew (2006).....	2,250
Fred Taylor (1998).....	1,653
Brian Witherspoon (2008).....	1,442
Deji Karim (2010).....	1,418
Mike Thomas (2009).....	1,301
David Allen (2003).....	1,223
T.J. Yeldon (2015).....	1,019

100-YARD RECEIVING GAMES (SEASON)

Allen Hurns (2014).....	2
Justin Blackmon (2012).....	1
Matt Jones (2005).....	1
Pete Mitchell (1995).....	1

DEFENSE

SACKS (SEASON)

YANNICK NGAKOU (2016).....	8.0
Tony Brackens (1996).....	7.0
John Henderson (2002).....	6.5
Kevin Hardy (1996).....	5.5
Tyson Alualu (2010).....	3.5
Derrick Harvey (2008).....	3.5
Bobby McCray (2004).....	3.5
Chris Smith (2014).....	3.0
Akin Ayodele (2002).....	3.0
Larry Smith (1999).....	3.0

INTERCEPTIONS (SEASON)

Reggie Nelson (2007).....	5
Derek Cox (2009).....	4
<i>Several players tied</i>	2

TACKLES (SEASON)

Bryan Schwartz (1995).....	161
Kevin Hardy (1996).....	130
Clint Ingram (2006).....	117
Akin Ayodele (2002).....	108
T.J. Slaughter (2000).....	108

TACKLES (GAME)

Bryan Schwartz (Dec. 17, 1995 at Det.).....	21
Bryan Schwartz (Dec. 24, 1995 vs. Cle.).....	19
Bryan Schwartz (Dec. 10, 1995 vs. Ind.).....	17

TAKEAWAYS (SEASON)

Derek Cox (2009).....	5
Reggie Nelson (2007).....	5
Fernando Bryant (1999).....	5



OPPONENT RECORDS

SCORING

POINTS

Jeff Reed, Pittsburgh (12/1/02).....	19
Several players tied (K. Moreno, Den., 2013)	18

TOUCHDOWNS

Several players tied (D. Martin, T.B., 2013)	3
--	---

PASSING

PASSING YARDS

Matt Schaub, Hou. (11/18/12).....	527
Drew Brees, N.O. (11/4/07).....	445
Peyton Manning, Ind. (9/25/00).....	440
Carson Palmer, Ari. (11/17/13).....	419
Drew Brees, N.O. (12/27/15).....	412

PASS ATTEMPTS

Matt Schaub, Hou. (11/16/12).....	55
Vinny Testaverde, Bal. (11/24/96).....	50
Rich Gannon, K.C. (11/9/97).....	50
Shane Matthews, Was. (11/10/02).....	50
Peyton Manning, Ind. (12/10/06).....	50

INTERCEPTIONS THROWN

Jon Kitna, Dal. (10/31/10).....	4
Several players tied (J. Russell, Oak. 2007)	3

TOUCHDOWN PASSES

Steve McNair, Ten. (12/26/99).....	5
Tony Banks, Bal. (9/10/00).....	5
Matt Schaub, Hou. (11/18/12).....	5
Several players tied (P. Rivers, S.D., 2015).....	4

PASS COMPLETIONS

Matt Schaub, Hou. (11/18/12).....	43
Drew Brees, N.O. (11/4/07).....	35
Jon Kitna, Dal. (10/31/10).....	34
Joe Flacco, Bal. (11/15/15).....	34
Two players tied	33

RUSHING

RUSHING YARDS

Chris Johnson, Ten. (11/1/09).....	228
Arian Foster, Hou. (1/2/10).....	180
Steven Jackson, Stl. (10/30/05).....	179
Shawn Alexander, Sea. (10/7/01).....	176
Chris Brown, Ten. (9/9/07).....	175

RUSHING ATTEMPTS

Terry Allen, Was. (9/28/97).....	36
Several players tied (A. Foster, Hou., 2011)	33

LONGEST RUSHING TDs

Chris Johnson, Ten. (11/1/09).....	89
Marcus Mariota, Ten. (12/6/15).....	87
Joey Galloway, Sea. (11/12/95).....	86
LeSean McCoy, Buf. (11/27/16).....	75

RUSHING TOUCHDOWNS

Several players tied (K. Moreno, Den., 2013).....	3
---	---

YARDAGE

SCRIMMAGE YARDS

Andre Johnson, Hou. (11/18/12).....	273
Josh Gordon, Cle. (12/1/13).....	261
Chris Johnson, Ten. (11/1/09).....	239
Terrell Davis, Den. (10/25/98).....	212
Albert Connell, Was. (10/22/00).....	211

ALL-PURPOSE YARDS

Andre Johnson, Hou. (11/18/12).....	273
Ridel Anthony, T.B. (11/15/98).....	269
Josh Gordon, Cle. (12/1/13).....	261
Eddy Drummond, Det. (11/14/04).....	257
Andre Davis, Hou. (12/30/07).....	254

RECEIVING

RECEPTIONS

Reggie Wayne, Ind. (10/3/10).....	15
Tim Brown, Oak. (12/21/97).....	14
David Boston, S.D. (10/5/03).....	14
Andre Johnson, Hou. (11/18/12).....	14
Several players tied (A. Johnson, Hou. 2013).....	13

RECEIVING YARDS

Andre Johnson, Hou. (11/18/12).....	273
Josh Gordon, Cle. (12/1/13).....	261
Albert Connell, Was. (10/22/00).....	211
Terrell Owens, Buf. (11/22/09).....	197
Several players tied (R. Wayne, Ind., 2010).....	196

LONGEST RECEPTIONS

Terrell Owens, Buf. (11/22/09).....	98
Josh Gordon, Cle. (12/1/13).....	95
Michael Floyd, Ari. (11/17/13).....	91
Kevin Curtis, Stl. (10/30/05).....	83
Kenny Britt, Ten. (9/11/11).....	80

RECEIVING TOUCHDOWNS

Several players tied (R. Moss, N.E., 2009).....	3
---	---

KICKING

FIELD GOALS

Jeff Reed, Pit. (12/1/02).....	6
Adam Vinatieri, N.E. (9/22/96).....	5
Matt Stover, Bal. (10/8/00).....	5

LONGEST FIELD GOALS

Jason Elam, Den. (10/25/98).....	63
Blair Walsh, Min. (9/9/12).....	55
Ryan Longwell, Min. (11/23/08).....	54
Several players tied (N. Rackers, Hou., 2011).....	53

PUNTING

PUNTS

Chris Gardocki, Cle. (12/3/00).....	12
Several players tied (B. Hartmann, Hou., 2011).....	10

LONGEST PUNTS

Brian Moorman, Buf. (9/12/04).....	80
Josh Miller, Pit. (12/2/99).....	75
Kyle Larson, Cin. (10/9/05).....	75
Craig Hentrich, Ten. (11/5/06).....	73

INSIDE THE 20 (MIN. 5 PUNTS)

Several players tied (D. Colquitt, K.C., 2013).....	5
---	---

GROSS AVERAGE (MIN. 4 PUNTS)

Craig Hentrich, Ten. (11/4/01).....	57.5
Mat McBriar, Dal. (9/10/06).....	53.2
Josh Miller, Pit. (12/2/99).....	52.7

EXTRA POINTS

Several players tied (P. Dawson, S.F., 2013).....	6
---	---

MOST BLOCKED KICKS (FGs, PATs)

Several players tied (Z. Smith, Bal., 2015).....	1
--	---

OPPONENT RECORDS

DEFENSE

SACKS

Ryan Kerrigan, Was. (9/14/14).....	4.0
Connor Barwin, Hou. (11/27/11).....	4.0
John Abraham, Atl. (12/15/11)	3.5
Whitney Mercilus, Hou. (1/3/16).....	3.5

TACKLES

Steven Tulloch, Ten. (12/5/10)	17
Keith Brooking, Atl. (12/28/03).....	15
Jonathan Joseph, Cin. (11/2/08)	15
Jerod Mayo, N.E. (12/27/09)	15

INTERCEPTIONS

Samari Rolle, Ten. (12/26/99).....	3
Several players tied (M.Williams, NYJ, 2015)	2

LONGEST INTERCEPTION RETURN TDs

Anthony Henry, Cle. (12/16/01)	97t
Anthony Parker, Stl. (10/20/96).....	92t
Adam Jones, Ten. (12/17/06)	83t
Matt Giordano, Stl. (10/6/12)	82t

RETURNS

PUNT RETURNS

Jacoby Jones, Hou. (11/27/11).....	7
Dexter McCluster, K.C. (9/8/13).....	7
Several players tied (T. Holliday, Hou., 2012)	6

PUNT RETURN YARDS

Eddie Drummond, Det. (11/14/04)	199
Darius Reynaud, Ten. (12/30/12)	160
Jacoby Jones, Hou. (11/27/11).....	116
Roscoe Parrish, Buf. (11/26/06).....	104

LONGEST PUNT RETURNS

Eddie Drummond, Det. (11/14/04)	83t
Peter Warrick, Cin. (12/17/00).....	82t
Terrence Wilkins, Ind. (9/24/06)	82t
Roscoe Parrish, Buf. (11/26/06).....	82t

KICKOFF RETURNS

MarTey Jenkins, Ari. (12/10/00).....	8
Nate Jacquet, Min. (12/23/01)	8
Justin Miller, NYJ (10/8/06).....	8

KICKOFF RETURN YARDS

Andre Davis, Hou. (12/30/07).....	234
Glyn Milburn, Chi. (9/6/98).....	197
Adam Jones, Ten. (11/20/05)	196

LONGEST KICKOFF RETURNS

Andre Davis, Hou. (12/30/07).....	104t
Andre Davis, Hou. (12/30/07).....	97t
Aaron Bailey, Ind. (12/10/95)	95t
Chad Simpson, Ind. (12/17/09)	93t
Glyn Milburn, Chi. (9/6/98).....	88t



**TEAM GAME-BY-GAME
STATISTICS
2016 SEASON IN REVIEW**

JACKSONVILLE JAGUARS 2016 OFFENSE GAME-BY-GAME

Wk.	Date	Opp	FIRST DOWNS			3 RD	TOT. OFFENSE			RUSHING			PASSING			PUNTS			PEN. Yards	FUM.		Tot. Pts.	TD	Rn	Ps	Rt	Sfty	PAT	2PT	FGs	T.O.P.		
			Tot	Run	Pass		Pen	Down	Yards	Plays	Avg.	Yards	Att.	Avg.	Net	Sacks	Gross	Att./		Cmp./	Int.											Avg.	Lost
1	9/11	vs. G.B.	[L]	20	4	14	2	4/15	348	68	5.1	48	26	1.8	300	3-24	320	39	24	1	62.5	9-79	1-0	23	2	1	1	0	0	2/2	0/0	3/3	31:23
2	9/18	at S.D.	[L]	20	6	13	1	2/11	388	63	6.2	69	11	6.3	319	2-10	329	50	31	2	44.8	14-93	1-1	14	2	0	2	0	0	2/2	0/0	0/1	25:08
3	9/25	vs. BAL	[L]	14	1	12	1	6/16	216	63	3.4	48	21	2.3	168	4-26	194	38	24	3	41.5	7-75	0-0	17	2	0	2	0	0	2/2	0/0	1/2	28:54
4	19/2	vs. IND	[W]	23	7	11	5	3/11	331	65	5.1	136	29	4.7	195	3-12	207	33	19	0	53.8	11-145	1-0	30	3	1	2	0	0	3/3	0/0	3/3	27:21
6	10/16	at CHI	[W]	20	3	12	5	2/10	317	55	5.8	54	20	2.7	263	2-8	271	33	20	1	55	5-50	2-1	17	2	1	1	0	0	2/2	0/0	1/1	24:13
7	10/23	vs. OAK	[L]	19	4	11	4	4/13	344	60	5.7	105	16	6.6	239	1-7	246	43	23	2	47.8	13-122	2-1	16	1	0	1	0	0	1/1	0/0	3/3	26:33
8	10/27	at TEN	[L]	27	3	22	2	6/13	370	67	5.5	48	11	4.4	322	2-15	337	54	33	0	45.8	7-75	2-1	22	3	0	3	0	0	3/3	1/1	0/0	25:35
9	11/6	at K.C.	[L]	25	6	17	2	5/13	449	75	6	205	32	6.4	244	2-8	252	44	22	1	41.8	5-46	3-3	14	2	0	2	0	0	2/2	0/0	0/1	29:39
10	11/13	vs. HOU	[L]	23	3	18	2	10/17	327	73	4.5	80	22	3.6	247	2-8	265	49	32	1	38.3	4-48	2-1	21	2	0	2	0	0	2/2	1/1	2/2	32:10
11	11/20	at DET	[L]	16	1	13	2	4/14	285	62	4.6	83	27	3.1	202	0-0	202	35	22	2	40.8	4-25	2-1	19	2	0	2	0	0	1/2	0/0	2/2	32:55
12	11/27	at BUF	[L]	20	11	8	1	8/15	301	65	4.6	183	37	4.9	118	2-8	126	26	13	0	45.5	6-60	2-0	21	3	1	2	0	0	3/3	0/0	0/0	33:55
13	12/4	vs. DEN	[L]	19	7	10	2	6/18	333	81	4.1	154	38	4.1	179	1-2	181	42	19	2	46.1	6-65	1-1	10	1	1	0	0	1/1	0/0	1/1	34:34	
14	12/11	vs. MIN	[L]	18	3	11	4	7/16	315	65	4.8	85	24	3.5	230	4-27	257	37	23	0	40.8	14-114	0-0	16	1	0	1	0	0	1/1	0/0	3/5	29:04
15	12/18	at HOU	[L]	9	3	4	2	3/13	150	50	3	67	20	3.4	83	2-9	92	28	12	1	52.5	12-91	0-0	20	2	1	0	1	0	2/2	0/0	2/2	23:18
16	12/24	vs. TEN	[W]	25	6	16	3	4/12	415	69	6	84	28	3	331	2-14	345	39	27	0	47.7	4-45	2-1	38	4	1	2	1	0	2/4	0/0	4/4	32:31
17	1/1	at IND	[L]	23	7	15	1	4/14	470	71	6.6	182	30	6.1	288	2-13	301	39	25	0	47	8-54	2-2	20	2	1	1	0	0	2/2	0/0	2/4	29:36
TOTALS:		3-13	321	75	207	39	78/221	5359	1052	5.1	1631	392	4.2	3728	34-197	3925	629	369	16	46.6	129-1178	23-13	318	34	8	24	2	0	29/32	2/2	27/34	29:09	

JACKSONVILLE JAGUARS 2016 DEFENSE GAME-BY-GAME

Wk.	Date	Opp	FIRST DOWNS			3 RD	TOT. OFFENSE			RUSHING			PASSING			PUNTS			PEN. Yards	FUM.		Tot. Pts.	TD	Rn	Ps	Rt	Sfty	PAT	2PT	FGs	T.O.P.		
			Tot	Run	Pass		Pen	Down	Yards	Plays	Avg.	Yards	Att.	Avg.	Net	Sacks	Gross	Att./		Cmp./	Int.											Avg.	Lost
1	9/11	vs. G.B.	[L]	18	6	10	2	7/14	294	60	4.9	95	25	3.8	199	1-0	199	34	20	0	46	5-24	1-0	27	3	1	2	0	0	3/3	0/0	2/2	28:37
2	9/18	at S.D.	[L]	25	10	10	5	7/13	357	63	5.7	150	35	4.3	207	3-13	220	25	17	0	43.3	3-23	1-1	38	5	1	4	0	0	5/5	0/0	1/1	34:52
3	9/25	vs. BAL	[L]	18	3	11	4	5/13	283	64	4.4	84	22	3.8	199	2-15	214	40	29	2	48.6	8-58	2-1	19	1	1	0	0	1/1	0/0	4/4	31:06	
4	19/2	vs. IND	[W]	23	7	11	5	9/17	284	73	3.9	94	25	3.8	190	6-44	234	42	27	1	49.7	7-78	1-0	27	3	1	2	0	0	3/3	0/0	2/2	32:39
6	10/16	at CHI	[W]	22	5	16	1	7/17	389	77	5.1	92	27	3.4	297	1-5	302	49	30	0	43.5	10-87	1-0	16	1	1	0	0	1/1	0/0	3/3	35:47	
7	10/23	vs. OAK	[L]	21	8	10	3	8/18	344	71	4.8	144	34	4.2	200	0-0	200	37	23	0	54.6	11-117	1-0	33	3	2	1	0	0	3/3	0/0	4/4	33:27
8	10/27	at TEN	[L]	25	11	12	2	9/15	494	66	7.5	214	43	5	280	0-0	280	23	19	0	38.8	7-54	1-0	36	4	2	2	0	0	3/4	0/0	3/3	34:25
9	11/6	at K.C.	[L]	10	4	6	0	1/14	231	57	4.1	62	22	2.8	169	2-18	187	33	20	0	50.4	8-75	0-0	19	1	0	1	0	0	1/1	0/0	4/4	30:21
10	11/13	vs. HOU	[L]	16	9	6	1	7/15	273	61	4.5	181	33	5.5	92	1-7	99	27	14	0	46	4-89	0-0	24	3	0	2	1	0	3/3	0/0	1/3	27:50
11	11/20	at DET	[L]	14	1	12	1	5/14	277	57	4.9	14	21	0.7	263	3-15	278	33	24	0	48.5	5-32	3-2	26	3	1	0	2	0	2/3	0/0	2/2	27:05
12	11/27	at BUF	[L]	15	6	7	2	5/12	304	52	5.3	153	29	5.3	151	5-15	166	18	12	0	44	6-31	0-0	28	4	3	1	0	0	2/3	1/1	0/0	26:25
13	12/4	vs. DEN	[L]	10	4	5	1	1/13	206	54	3.8	104	28	3.7	102	2-2	104	24	12	0	46	4-32	0-0	20	2	1	0	1	0	2/2	0/0	2/2	25:26
14	12/11	vs. MIN	[L]	22	5	13	4	3/11	377	63	6	85	29	2.9	292	0-0	292	34	24	0	42	7-93	2-1	25	2	1	1	0	0	1/2	0/0	4/4	30:56
15	12/18	at HOU	[L]	23	6	13	4	4/14	387	78	5	79	31	2.5	308	0-0	308	47	29	2	45.2	6-71	3-0	21	1	1	0	0	1/1	0/0	4/4	36:42	
16	12/24	vs. TEN	[W]	17	4	14	1	5/14	263	67	3.9	58	20	2.9	205	3-18	223	44	21	1	44.7	6-49	1-0	17	2	0	2	0	0	2/2	0/0	2/2	27:29
17	1/1	at IND	[L]	24	4	18	2	2/10	384	67	5.7	94	22	4.3	290	4-31	321	41	24	1	40.6	4-35	1-1	24	3	1	2	0	0	3/3	0/0	1/2	30:24
TOTALS:		3-13	303	93	174	38	83/224	5147	1050	5	1703	446	3.8	3444	33-183	3627	551	345	7	46	97-913	18-6	400	41	17	20	4	1	36/40	1/1	38/41	30:51	

JACKSONVILLE JAGUARS 2015 OFFENSE GAME-BY-GAME

Wk.	Date	Opp	FIRST DOWNS			TOT. OFFENSE			RUSHING			PASSING			PUNTS		FUM.			Tot. TD	Rn	Ps	Rt	Sfty	PAT	2PT Fgs	T.O.P.						
			Tot	Run	Pass	Pen	3 RD	Down	Yards	Plays	Avg.	Yards	Att.	Avg.	Net	Sacks	Gross	Att./	Cmp./									Int.	Avg.	Yards	Lost	Pts.	
1	9/13	vs. CAR	[L]	18	6	12	0	3/12	265	66	4.0	96	21	4.6	169	5	183	40	22	2	46.2	25	1	9	1	0	1	0	0	0/1	0/0	1/2	25:54
2	9/20	vs. MIA	[W]	19	4	11	4	5/14	396	66	6.0	123	33	3.7	273	0	273	33	18	0	45.3	93	0	23	2	0	2	0	0	2/2	0/0	3/3	30:08
3	9/28	at N.E.	[L]	15	2	12	1	6/12	293	55	5.3	57	20	2.9	236	2	242	33	17	1	48.8	114	0	17	2	0	2	0	0	2/2	0/0	1/1	25:20
4	10/4	at IND	[L]	21	5	15	1	7/18	431	79	5.5	142	28	5.1	289	1	298	50	28	0	38.4	92	0	13	1	0	1	0	0	1/1	0/0	2/4	36:10
5	10/11	at T.B.	[L]	21	3	15	3	2/8	325	56	5.8	55	17	3.2	270	6	303	33	23	1	55.3	12	1	31	4	0	4	0	0	4/4	0/0	1/1	25:19
6	10/18	vs. HOU	[L]	26	4	18	4	5/15	394	77	5.1	83	21	4.0	311	3	331	53	30	3	46.8	64	0	20	3	0	3	0	0	2/3	0/0	0/0	29:58
7	10/25	vs. BUF	[W]	17	6	9	2	5/14	295	63	4.7	120	32	3.8	175	2	182	29	13	1	44.8	66	0	34	5	1	2	2	0	4/5	0/0	0/0	28:38
9	11/8	at NVJ	[L]	19	3	16	0	7/16	436	65	6.7	98	19	5.2	338	6	381	40	24	2	40.6	30	2	23	2	0	2	0	0	2/2	0/0	3/3	29:16
10	11/15	at BAL	[W]	22	6	10	6	4/16	258	70	3.7	90	22	4.1	168	3	188	45	22	1	52.0	30	0	22	2	0	2	0	0	1/1	0/1	3/4	30:32
11	11/19	vs. TEN	[W]	18	3	13	2	4/13	308	58	5.3	90	23	3.9	218	4	242	31	21	1	48.0	88	1	19	1	0	1	0	0	1/1	0/0	4/4	28:25
12	11/29	vs. S.D.	[L]	20	4	15	1	5/15	420	70	6.0	102	19	5.4	318	2	329	49	30	1	41.3	35	0	25	2	0	2	0	0	1/2	0/0	4/4	28:36
13	12/6	at TEN	[L]	20	3	17	3	10/14	383	59	6.5	81	21	3.9	302	2	322	36	24	0	53.3	21	1	39	6	1	5	0	0	3/5	0/1	0/0	26:26
14	12/13	vs. IND	[W]	24	9	12	3	2/9	380	62	6.1	154	29	5.3	226	3	250	30	16	0	45.6	40	2	51	7	2	3	1	0	6/7	0/0	1/1	29:12
15	12/20	vs. ATL	[L]	21	6	14	1	0/8	357	60	6.0	72	20	3.6	285	2	297	38	23	1	42.3	62	0	17	2	1	1	0	0	2/2	0/0	1/1	25:27
16	12/27	at N.O.	[L]	21	4	17	0	6/9	412	52	7.9	65	15	4.3	347	2	368	35	27	2	50.0	55	0	27	4	0	4	0	0	1/1	1/3	0/0	22:07
17	1/3	at HOU	[L]	11	1	9	1	1/12	215	54	4.0	32	14	2.3	183	8	239	32	17	2	5-50.2	7-53	3-2	6	0	0	0	0	0	0/0	0/0	2/2	24:23
TOTALS:				313	69	215	29	72/205	5581	1012	5.5	1473	354	4.16	4108	51	4428	607	355	18	80-46.3	105-880	25-10	376	44	5	35	4	0	32/39	1/5	26/30	27:34

JACKSONVILLE JAGUARS 2015 DEFENSE GAME-BY-GAME

Wk.	Date	Opp	FIRST DOWNS			TOT. OFFENSE			RUSHING			PASSING			PUNTS		FUM.			Tot. TD	Rn	Ps	Rt	Sfty	PAT	2PT Fgs	T.O.P.						
			Tot	Run	Pass	Pen	3 RD	Down	Yards	Plays	Avg.	Yards	Att.	Avg.	Net	Sacks	Gross	Att./	Cmp./									Int.	Avg.	Yards	Lost	Pts.	
1	9/13	vs. CAR	[L]	17	6	10	1	8/17	263	68	3.9	105	35	3.0	158	2	175	31	18	1	44.8	22	0-0	20	2	0	1	1	0	2/2	0/0	2/4	34:06
2	9/20	vs. MIA	[W]	17	0	15	2	5/15	386	62	6.2	42	16	2.6	344	2	359	44	30	0	48.2	112	1-0	20	2	0	2	0	0	2/2	0/0	2/3	29:52
3	9/28	at N.E.	[L]	35	12	19	4	11/14	471	76	6.2	125	32	3.9	346	2	358	42	33	0	0.0	30	0-0	51	6	4	2	0	0	6/6	0/0	3/3	34:40
4	10/4	at IND	[L]	22	3	14	5	7/15	326	74	4.4	60	24	2.5	266	3	282	47	30	0	47.8	45	3-2	16	1	0	1	0	0	1/1	0/0	3/3	34:14
5	10/11	at T.B.	[L]	20	8	11	1	5/11	369	61	6.0	183	40	4.6	186	2	209	19	13	0	33.7	72	0-0	38	4	2	1	1	0	3/3	1/1	3/3	34:41
6	10/18	vs. HOU	[L]	24	6	15	3	7/14	382	68	5.6	95	31	3.1	287	1	293	36	24	0	38.8	69	1-0	31	4	0	3	1	0	4/4	0/0	1/1	30:02
7	10/25	vs. BUF	[W]	26	10	13	3	3/12	375	74	5.1	115	28	4.1	260	4	298	42	24	2	49.3	87	4-2	31	3	0	2	1	0	2/2	1/1	3/3	31:22
9	11/8	at NVJ	[L]	14	2	12	0	5/15	290	64	4.5	29	28	1.0	261	2	272	34	21	0	39.0	41	1-0	28	4	2	2	0	0	4/4	0/0	0/0	30:44
10	11/15	at BAL	[W]	22	7	15	0	8/14	397	67	5.9	89	21	4.2	308	1	316	45	34	2	40.4	121	2-2	20	3	0	3	0	0	2/2	0/1	0/1	29:28
11	11/19	vs. TEN	[W]	22	4	13	5	5/13	316	65	4.9	104	26	4.0	212	4	231	35	22	0	45.2	59	1-1	13	1	1	0	0	0	1/1	0/0	2/3	31:35
12	11/29	vs. S.D.	[L]	24	4	19	1	6/14	369	71	5.2	79	26	3.0	290	2	300	43	29	0	41.2	70	0-0	31	4	0	4	0	0	4/4	0/0	1/1	31:24
13	12/6	at TEN	[L]	26	9	13	4	8/13	467	68	6.9	210	35	6.0	257	4	268	29	20	1	44.3	38	1-1	42	6	2	3	1	0	6/6	0/0	0/0	33:34
14	12/13	vs. IND	[W]	17	7	9	1	4/16	322	69	4.7	95	23	4.1	227	3	260	43	20	1	47.9	85	1-1	16	1	0	1	0	0	1/1	0/0	3/3	30:48
15	12/20	vs. ATL	[L]	22	6	13	3	7/14	328	69	4.8	83	33	2.5	245	1	246	35	22	1	39.8	43	0-0	23	2	1	1	0	0	0/0	0/0	3/3	34:33
16	12/27	at N.O.	[L]	29	9	18	2	8/13	537	72	7.5	135	35	3.9	402	1	412	36	25	0	49.5	40	0-0	38	5	2	3	0	0	5/5	0/0	1/3	37:53
17	1/3	at HOU	[L]	25	9	13	3	8/17	402	74	5.4	160	31	5.2	242	2	249	41	25	1	4-47.5	9-55	1-1	30	3	1	1	1	0	3/3	0/0	3/4	35:37
TOTALS:				362	102	222	38	105/227	6000	11-2	5.4	1709	464	3.7	4291	36	4528	602	390	9	72-43.9	114-989	16-9	448	51	15	29	7	0	48/48	2/3	30/38	32:26

JACKSONVILLE JAGUARS 2014 OFFENSE GAME-BY-GAME

Wk.	Date	Opp	FIRST DOWNS			3 RD	TOT. OFFENSE			RUSHING			PASSING			PUNTS		FUM.	Tot. Tot.															
			Tot	Run	Pass		Pen	Down	Yards	Plays	Avg.	Yards	Att.	Avg.	Net	Sacks	Gross		Att./	Cmp./	Int.	Avg.	Yards	Lost	Pts.	TD	Rn	Ps	Rt	Sfty	PAT	2PT	FGs	T.O.P.
1	9/7	at PHI	[L]	18	2	14	2	2/14	306	71	4.3	64	25	2.6	242	3-24	266	43	24	0	8-46.5	7-55	1-1	17	2	0	2	0	0	2/2	0/0	0/0	1/3	29:14
2	9/14	at WAS	[L]	8	2	4	2	3/13	148	48	3.1	25	10	2.5	123	10-70	193	28	14	1	8-47.9	6-44	0-0	10	1	0	1	0	0	1/1	0/0	1/1	20:59	
3	9/21	vs. IND	[L]	18	6	10	2	4/10	344	55	6.3	105	20	5.3	239	4-17	256	18	31	2	5-46.4	2-15	1-1	17	2	0	2	0	0	2/2	0/0	1/1	22:57	
4	9/28	at S.D.	[L]	21	7	12	2	9/14	319	65	4.9	85	25	3.4	234	3-19	253	37	29	2	2-56.0	3-32	1-1	14	2	1	1	0	0	2/2	0/0	0/0	30:34	
5	10/5	vs. PIT	[L]	12	4	8	0	3/12	243	68	4.7	56	15	3.7	187	1-4	191	36	22	2	5-45.0	4-34	3-0	9	0	0	0	0	0	0/0	0/0	3/3	24:43	
6	10/12	at TEN	[L]	27	8	17	2	8/15	379	75	5.1	82	23	3.6	297	6-39	336	46	32	1	6-47.7	6-35	1-1	14	2	1	1	0	0	2/2	0.0	0/0	31:07	
7	10/19	vs. CLE	[W]	20	10	8	2	5/16	336	68	4.9	185	35	5.3	151	2-8	159	31	17	3	8-43.1	3-25	0-0	24	3	2	1	0	0	3/3	0/0	1/1	31:33	
8	10/26	vs. MIA	[L]	19	6	11	2	6/15	377	68	5.5	176	30	5.9	201	4-20	221	34	18	2	4-46.8	6-37	1-1	13	1	0	1	0	0	1/1	0/0	2/3	32:23	
9	11/2	at CIN	[L]	19	4	14	1	4/12	365	60	6.1	132	25	5.3	233	2-14	247	33	22	1	7-35.7	3-35	0-0	23	3	1	2	0	0	2/2	0/1	1/1	27:16	
10	11/9	vs. DAL	[L]	20	5	11	4	4/14	333	65	5.1	71	24	3	262	4-28	290	37	22	1	6-47.2	2-14	3-2	17	2	2	0	0	1	2/2	1/1	0/0	28:28	
12	11/23	at IND	[L]	11	6	5	0	3/12	194	54	3.6	80	23	3.5	114	4-32	146	27	15	1	7-49.4	6-43	2-1	3	0	0	0	0	0	0/0	0/0	1/1	25:55	
13	11/30	vs. NYG	[W]	18	6	10	2	3/12	258	64	4	118	22	5.4	140	7-54	194	35	21	0	7-52.4	7-49	0-0	25	3	0	1	2	0	1/1	0/2	2/2	25:21	
14	12/7	vs. HOU	[L]	17	4	10	3	5/15	262	66	4	74	22	3.4	188	4-17	188	40	20	1	4-48.3	6-40	0-0	13	1	0	1	0	0	1/1	0/0	2/2	27:31	
15	12/14	at BAL	[L]	13	4	9	0	5/18	248	69	3.6	82	23	3.6	166	8-63	229	38	22	1	6-44.5	5-60	0-0	12	0	0	0	0	0	0/0	0/0	4/5	31:42	
16	12/18	vs. TEN	[W]	17	7	7	3	5/13	288	56	5.1	177	25	7.1	111	4-13	124	27	14	0	7-45.9	3-25	1-0	21	3	2	1	0	0	3/3	0/0	0/0	25:08	
17	12/28	at HOU	[L]	13	5	4	4	0/11	233	53	4.4	121	14	8.6	112	5-28	140	34	15	0	6-49.3	4-25	1-0	17	2	0	1	1	0	2/2	0/0	1/2	20:12	
TOTALS:				271	86	154	31	69/216	4,634	988	4.7	1,633	360	4.5	3,001	71/450	3,451	557	325	18	96-46.5	73-573	15-8	249	27	9	15	3	1	23/23	1/4	20/26	27-11	

JACKSONVILLE JAGUARS 2014 DEFENSE GAME-BY-GAME

Wk.	Date	Opp	FIRST DOWNS			3 RD	TOT. OFFENSE			RUSHING			PASSING			PUNTS		FUM.	Tot. Tot.														
			Tot	Run	Pass		Pen	Down	Yards	Plays	Avg.	Yards	Att.	Avg.	Net	Sacks	Gross		Att./	Cmp./	Int.	Avg.	Yards	Lost	Pts.	TD	Rn	Ps	Rt	Sfty	PAT	2PT	FGs
1	9/7	at PHI	[L]	24	7	14	3	8/19	420	82	5.1	145	32	4.5	275	5-47	322	45	27	1	6-38.3	6-50	3-2	34	4	1	2	1	0	4/4	0/0	2/2	30:46
2	9/14	at WAS	[L]	32	12	16	4	6/14	449	81	5.5	191	42	4.5	258	3-30	288	36	24	0	4-49.8	11-98	0-0	41	5	3	2	0	0	5/5	0/0	2/2	39:01
3	9/21	vs. IND	[L]	27	5	22	0	8/14	529	74	7.1	144	29	5	385	2-5	390	43	33	0	5-46.4	8-46	0-0	44	5	0	4	1	0	5/5	0/0	3/3	37:03
4	9/28	at S.D.	[L]	19	2	16	1	9/16	407	61	6.7	42	20	2.1	365	2-12	377	39	29	0	3-42.0	7-57	1-0	33	3	0	3	0	0	3/3	0/0	4/4	29:26
5	10/5	vs. PIT	[L]	20	5	15	0	8/16	372	68	5.5	111	28	4	261	4-12	273	36	26	0	5-45.4	7-50	1-1	17	2	0	1	1	0	2/2	0/0	1/1	35:17
6	10/12	at TEN	[L]	14	3	9	2	3/11	290	55	5.3	70	24	2.9	220	3-13	233	28	17	0	5-49.8	5-48	1-0	16	1	1	0	0	0	1/1	0/0	3/3	28:53
7	10/19	vs. CLE	[W]	13	2	11	0	4/17	266	74	3.6	69	30	2.3	197	3-18	215	41	16	1	7-50.4	8-50	2-2	6	0	0	0	0	0	0/0	0/0	2/2	28:27
8	10/26	vs. MIA	[L]	17	7	8	2	5/12	326	56	5.8	148	24	6.2	178	3-18	196	29	16	1	5-51.0	7-52	0-0	27	3	0	1	2	0	3/3	0/0	2/2	27:37
9	11/2	at CIN	[L]	23	11	12	0	6/13	423	67	6.3	191	34	5.6	232	2-1	233	31	19	2	5-50.4	6-40	1-0	33	4	2	2	0	1	4/4	0/0	1/1	32:44
10	11/9	vs. DAL	[L]	16	6	10	0	4/13	399	59	6.8	151	30	5.0	248	1-6	254	28	21	0	5-46.8	9-65	1-1	31	4	1	3	0	0	4/4	0/0	1/2	31:32
12	11/23	at IND	[L]	24	12	9	3	9/17	389	72	5.4	175	35	5.0	214	5-39	253	32	21	0	3-48.7	6-54	6-3	23	2	1	1	0	0	2/2	0/0	3/3	34:05
13	11/30	vs. NYG	[W]	22	8	14	0	7/15	329	73	4.5	116	35	3.3	213	4-34	247	34	24	0	5-51.8	6-40	3-3	24	3	2	1	0	0	3/3	0/0	1/2	34:39
14	12/7	vs. HOU	[L]	19	9	7	3	3/14	304	63	4.8	173	42	4.1	131	2-4	135	19	13	0	5-47.6	7-64	1-0	27	3	3	0	0	0	3/3	0/0	2/2	32:29
15	12/14	at BAL	[L]	17	3	11	3	4/12	314	56	5.6	93	26	3.6	221	0-0	221	30	20	0	4-50.8	9-70	1-1	20	2	0	1	1	0	2-2	0/0	2/4	28:18
16	12/18	vs. TEN	[W]	19	6	13	0	7/15	357	67	5.3	95	28	3.4	262	4-25	287	35	24	0	5-40.6	7-47	0-0	13	1	0	1	0	0	1/1	0/0	2/2	34:52
17	12/28	at HOU	[L]	24	9	13	2	10/18	358	77	4.6	123	39	3.2	235	3-15	250	35	25	1	6-46.3	6-55	1-1	23	3	1	2	0	1	3/3	0/0	0/0	39:48
TOTALS:				330	107	200	23	101/236	5,932	1,085	5.5	2,033	499	4.1	3,899	45/275	4,174	541	355	6	75-47.5	115/886	22-14	412	45	15	24	6	2	45/45	0/0	31/33	32-49

JACKSONVILLE JAGUARS 2012 OFFENSE GAME-BY-GAME

Wk.	Date	Opp	FIRST DOWNS			TOT. OFFENSE			RUSHING			PASSING			PUNTS			PEN.			FUM.			Tot.									
			Tot	Run	Pass	Pen	3 RD	Yards	Plays	Avg.	Yards	Att.	Avg.	Net	Sacks	Gross	Att./	Cmp./	Int.	Avg.	Yards	Loss	TD		Rn	Ps	Rt	Sfty	PAT	2PT	FGs	T.O.P.	
1	9/9	at MIN	22	7	12	3	9/18	355	75	4.7	113	34	3.3	242	2-18	260	39/	23/	0	4-53.5	4-25	3-1	23	2	0	2	0	0	0/1	1/1	3/3	37:49	
2	9/16	vs. HOU	9	3	4	2	0/9	117	38	3.1	65	14	4.6	52	3-24	76	21/	9/	0	9-51.3	8-71	1-1	7	1	0	1	0	0	1/1	-	0/0	16:43	
3	9/23	at IND	15	10	3	2	4/13	333	54	6.2	185	32	5.8	148	1-7	155	21/	10/	0	6-53.5	6-67	2-0	22	2	1	1	0	0	1/1	0/1	3/3	27:36	
4	9/30	vs. CIN	17	5	11	1	2/11	212	58	3.7	69	18	3.8	143	6-43	186	34/	23/	1	6-49.2	3-37	1-1	10	1	0	1	0	0	1/1	-	1/1	28:41	
5	10/7	vs. CHI	10	3	5	2	5/13	189	53	3.6	60	17	3.5	129	3-13	142	33/	17/	2	6-48.5	6-49	1-1	3	0	0	0	0	0/0	-	1/1	24:00		
7	10/21	at OAK	10	3	6	1	1/15	209	61	3.4	54	26	2.1	155	3-26	181	32/	17/	0	9-42.1	6-92	1-1	23	2	1	1	0	0	2/2	-	3/3	30:05	
8	10/28	at GB	18	1	14	3	5/16	341	71	4.8	62	20	3.1	279	2-24	303	49/	27/	0	6-33.8	7-77	3-1	15	1	0	1	0	0/0	0/1	3/3	30:48		
9	11/4	vs. DET	19	6	11	2	6/11	279	59	4.7	64	20	3.2	215	1-5	220	38/	27/	2	4-50.5	3-40	0-0	14	2	0	2	0	0/0	1/2	0/0	24:30		
10	11/8	vs. IND	20	2	14	4	1/10	337	63	5.3	37	12	3.1	300	4-30	330	47/	28/	2	5-47.2	10-115	1-1	10	1	0	1	0	0	1/1	-	1/2	24:14	
11	11/18	at HOU	17	4	12	1	4/14	458	66	6.9	86	29	3.0	372	2-6	378	35/	18/	0	5-48.4	6-54	1-1	37	4	0	4	0	0	4/4	-	3/3	31:19	
12	11/25	vs. TEN	19	8	9	2	7/14	321	60	5.4	100	27	3.7	221	7-40	261	26/	17/	1	5-47.0	5-30	0-0	24	3	1	2	0	0	3/3	-	1/1	29:23	
13	12/2	at BUF	21	4	10	7	1/10	236	63	3.7	50	18	2.8	186	3-6	202	42/	19/	1	5-41.6	8-74	3-1	18	2	1	1	0	0	1/1	1/1	1/1	24:51	
14	12/9	vs. NYJ	16	5	10	1	2/16	291	70	4.2	123	24	5.1	168	3-17	185	43/	21/	2	8-45.4	7-54	0-0	10	1	1	0	0	0/0	-	1/1	29:29		
15	12/16	at MIA	13	3	9	1	6/15	299	57	5.2	86	21	4.1	213	2-8	221	34/	18/	0	5-47.4	10-88	2-0	3	0	0	0	0	0/0	-	1/1	24:22		
16	12/23	vs. NE	22	7	13	2	4/15	436	75	5.8	93	23	4.0	343	1-5	348	51/	29/	3	4-56.3	5-47	0-0	16	1	0	1	0	0	1/1	-	3/4	32:35	
17	12/30	at TEN	21	5	14	2	7/16	375	71	5.3	122	23	5.3	253	7-45	298	41/	25/	3	5-46.4	7-35	1-0	20	3	0	2	1	0	2/2	0/1	0/0	32:21	
TOTALS			2-14	269	76	157	36	64/216	4,788	994	4.8	1,369	358	3.8	3,419	50-327	3,746	586/	328/	17	92-47.3	101-955	20-9	255	26	5	20	1	0	18/19	3/7	25/28	27:29

JACKSONVILLE JAGUARS 2012 DEFENSE GAME-BY-GAME

Wk.	Date	Opp	FIRST DOWNS			TOT. OFFENSE			RUSHING			PASSING			PUNTS			PEN.			FUM.			Tot.									
			Tot	Run	Pass	Pen	3 RD	Yards	Plays	Avg.	Yards	Att.	Avg.	Net	Sacks	Gross	Att./	Cmp./	Int.	Avg.	Yards	Loss	TD		Rn	Ps	Rt	Sfty	PAT	2PT	FGs	T.O.P.	
1	9/9	at MIN	20	6	14	0	2/10	389	58	6.7	123	29	4.2	266	2-4	270	27/	20/	0	5-48.5	5-47	1-1	26	2	2	0	0	2/2	-	4/4	27:45		
2	9/16	vs. HOU	28	16	11	1	8/17	411	83	5.0	216	48	4.5	195	0-0	195	35/	26/	0	6-49.8	10-64	1-0	27	3	3	0	0	3/3	-	2/2	43:17		
3	9/23	at IND	23	6	15	2	10/19	437	75	5.8	124	29	4.3	313	0-0	313	46/	22/	1	6-46.7	11-106	0-0	17	2	0	2	0	2/2	-	1/2	32:24		
4	9/30	vs. CIN	20	6	12	2	2/11	382	65	5.9	138	34	4.1	244	0-0	244	31/	20/	1	3-47.7	6-50	2-1	27	3	1	2	0	0	3/3	-	2/2	31:19	
5	10/7	vs. CHI	26	9	16	1	10/17	501	73	6.9	214	33	6.5	287	1-5	292	39/	23/	1	3-40.7	12-80	0-0	41	5	1	2	2	0	5/5	-	2/2	36:00	
7	10/21	at OAK	20	8	9	3	6/17	351	74	4.7	69	26	2.7	282	2-16	298	46/	26/	1	6-44.0	9-58	4-2	26	2	1	1	0	0	2/2	-	4/5	32:01	
8	10/28	at GB	20	5	9	6	5/13	238	64	3.7	66	26	2.5	172	2-14	186	36/	22/	0	5-45.0	5-33	1-1	24	3	0	2	1	0	3/3	-	1/2	29:12	
9	11/4	vs. DET	26	8	16	2	8/12	434	68	6.4	149	34	4.4	285	1-0	285	33/	22/	0	2-49.5	5-42	0-0	31	4	4	0	0	4/4	-	1/2	35:30		
10	11/8	vs. IND	24	11	10	3	3/11	359	65	5.5	138	37	3.7	221	2-6	227	26/	18/	1	3-45.0	6-40	1-1	27	3	2	0	1	0	3/3	-	2/2	35:46	
11	11/18	at HOU	39	10	26	3	4/11	653	92	7.1	149	35	4.3	504	2-23	527	55/	43/	2	3-37.0	2-20	2-1	43	5	0	5	0	0	4/4	-	3/5	41:40	
12	11/25	vs. TEN	20	3	15	2	6/15	360	70	5.1	110	29	3.8	250	1-11	261	40/	23/	2	4-50.3	6-42	1-0	19	1	0	1	0	1/1	-	4/5	30:37		
13	12/2	at BUF	17	11	4	2	4/13	270	62	4.4	166	42	4.0	104	0-0	112	17/	9/	1	4-44.5	9-100	1-1	34	4	2	2	0	0	4/4	-	2/2	35:09	
14	12/9	vs. NYJ	17	11	4	2	4/13	270	62	4.4	166	42	4.0	104	1-7	111	19/	12/	0	7-46.6	1-15	2-2	17	2	2	0	0	2/2	-	1/1	30:31		
15	12/16	at MIA	26	8	13	5	6/11	389	66	5.9	180	36	5.0	209	1-11	220	29/	22/	0	1-63.0	5-41	1-1	24	2	0	2	0	0	1/1	1/1	3/3	35:38	
16	12/23	vs. NE	23	6	15	2	4/12	349	71	4.9	103	27	3.8	246	3-21	267	41/	24/	2	5-47.8	4-39	0-0	23	2	0	2	0	0	2/2	-	3/3	27:25	
17	12/30	at TEN	12	6	4	2	6/14	221	51	4.3	79	34	2.3	142	2-10	152	15/	9/	0	5-40.8	5-43	0-0	38	5	1	0	4	0	5/5	-	1/1	27:39	
TOTALS			2-14	364	133	194	37	89/215	6,088	1,100	5.5	2,256	545	4.1	3,832	20-128	3,960	535/	341/	12	68-46.0	101-820	17-11	444	48	19	21	8	0	46/46	1/1	36/43	32:31

JACKSONVILLE JAGUARS 2011 OFFENSE GAME-BY-GAME

Wk.	Date	Opp	FIRST DOWNS			3 RD	TOT. OFFENSE			RUSHING			PASSING			PUNTS			PEN.			FUM. Tot. Tot.											
			Tot	Run	Pass		Pen	Down	Yards	Plays	Avg.	Yards	Att.	Avg.	Gross	Att./	Cmp./	Int.	Avg.	Yards	Lost	Pts.	TD	Rn	Ps	Rt	Sfty	PAT	2PT	Fgs	T.O.P.		
1	9/11	vs. TEN	[W]	20	10	9	1	9/18	323	73	4.4	163	47	3.5	160	2-15	175	24/	17/	0	5-43.6	5-39	2-1	16	1	1	0	0	0	1/1	-	3/3	39:38
2	9/18	at NYJ	[L]	11	5	6	0	3/12	203	54	3.8	112	27	4.1	91	2-20	111	25/	11/	4	5-40.6	4-50	0-0	3	0	0	0	0	0	0/0	-	1/1	26:37
3	9/25	at CAR	[L]	13	7	4	2	3/14	257	57	4.5	128	34	3.8	129	2-10	139	21/	12/	1	6-39	8-60	5-0	10	1	0	1	0	0	1/1	-	1/1	30:26
4	10/2	vs. NO	[L]	15	4	7	4	4/15	274	62	4.4	104	17	6.1	170	3-26	196	42/	16/	1	4-38.3	2-15	1-0	10	1	0	1	0	0	1/1	-	1/1	22:55
5	10/9	vs. CIN	[L]	12	5	7	0	6/16	296	58	5.1	96	27	3.6	200	3-21	221	28/	15/	0	7-37.7	2-15	4-2	20	2	1	1	0	0	2/2	-	2/2	27:27
6	10/16	at PITT	[L]	16	6	7	3	4/15	209	61	3.4	133	30	4.4	76	5-33	109	26/	12/	0	7-42.3	4-22	0-0	13	1	0	1	0	0	1/1	-	2/2	28:47
7	10/24	vs. BAL	[W]	13	6	5	2	2/16	205	66	3.1	132	42	3.1	73	4-20	93	20/	9/	0	7-40.9	6-90	4-1	12	0	0	0	0	0	0/0	-	4/4	36:15
8	10/30	at HOU	[L]	13	5	8	0	5/14	174	58	3.0	84	25	3.4	90	1-7	97	32/	10/	2	8-46.8	5-39	1-0	14	2	1	1	0	0	2/2	-	0/0	24:41
9	11/13	at IND	[W]	18	9	8	1	6/15	251	64	3.9	141	41	3.4	110	2-8	118	21/	14/	1	6-38.7	5-55	0-0	17	2	1	1	0	0	2/2	-	1/2	35:21
10	11/20	at CLE	[L]	23	10	9	4	7/15	303	71	4.3	108	29	3.7	195	1-15	210	41/	22/	0	5-40.6	9-81	1-0	10	1	1	0	0	0	1/1	-	1/1	30:53
11	11/27	vs. HOU	[L]	14	4	7	3	5/19	255	71	3.6	105	24	4.4	150	7-48	198	40/	20/	1	9-42.2	4-30	1-0	13	1	0	0	1	0	1/1	-	2/3	31:39
12	12/5	vs. SD	[L]	17	6	11	0	9/16	306	66	4.6	129	31	4.2	177	2-18	195	33/	19/	1	5-43.4	3-26	2-0	14	2	0	2	0	0	2/2	-	0/0	31:43
13	12/11	vs. TB	[W]	21	7	10	4	5/15	325	67	4.9	116	33	3.5	209	1-8	217	33/	19/	2	7-41.4	8-80	2-0	41	6	2	2	2	0	5/5	0/1	0/0	32:49
14	12/11	vs. TB	[L]	12	4	8	0	3/10	207	46	4.5	116	19	6.1	91	5-50	141	22/	12/	1	7-43.4	5-40	3-3	14	2	0	1	1	0	2/2	-	0/0	21:29
15	12/15	at ATL	[L]	12	4	8	0	3/10	207	46	4.5	116	19	6.1	91	1-11	198	42/	21/	1	9-45.1	6-28	0-0	17	2	2	0	0	0	2/2	-	1/1	29:01
16	12/24	at TEN	[L]	18	6	12	0	5/18	300	71	4.2	113	28	4.0	187	3-21	92	19/	11/	0	2-43.5	1-10	1-1	19	1	0	1	0	0	1/1	-	4/4	30:48
17	1/1	vs. IND	[W]	15	9	4	2	5/13	261	57	4.6	190	35	5.4	71	3-21	92	19/	11/	0	2-43.5	1-10	1-1	19	1	0	1	0	0	1/1	-	4/4	30:48
Totals			5-11	251	103	122	26	81/241	4,149	1,002	4.1	1,970	489	4.0	2,179	44-331	2,510	469/	240/	15	99-41.9	77-680	27-8	283	25	9	12	4	0	24/24	0/1	23/25	30:02

JACKSONVILLE JAGUARS 2011 DEFENSE GAME-BY-GAME

Wk.	Date	Opp	FIRST DOWNS			3 RD	TOT. OFFENSE			RUSHING			PASSING			PUNTS			PEN.			FUM. Tot. Tot.											
			Tot	Run	Pass		Pen	Down	Yards	Plays	Avg.	Yards	Att.	Avg.	Gross	Att./	Cmp./	Int.	Avg.	Yards	Lost	Pts.	TD	Rn	Ps	Rt	Sfty	PAT	2PT	Fgs	T.O.P.		
1	9/11	vs. TEN	[W]	13	1	11	1	4/11	292	49	6.0	43	13	3.3	249	2-14	263	34/	21/	1	7-41.6	7-60	1-0	14	2	0	2	0	0	2/2	-	0/1	20:22
2	9/18	at NYJ	[L]	15	5	8	2	3/12	283	57	5.0	101	32	3.2	182	1-0	182	24/	17/	2	5-38.8	7-60	0-0	32	3	1	2	0	1	3/3	-	3/3	33:23
3	9/25	at CAR	[L]	16	5	10	1	6/16	265	62	4.3	107	28	3.8	158	0-0	158	34/	18/	0	8-38.4	8-69	0-0	16	1	0	1	0	1	0/0	1/1	2/2	29:34
4	10/2	vs. NO	[L]	30	9	20	1	7/14	503	81	6.2	177	34	5.2	326	3-25	351	44/	31/	2	1-58.0	6-50	0-0	23	2	1	1	0	0	2/2	-	3/5	37:05
5	10/9	vs. CIN	[L]	13	2	11	0	8/19	239	66	3.6	77	31	2.5	162	2-17	179	33/	21/	1	7-47.7	4-33	1-0	30	4	1	2	1	0	3/4	-	1/1	32:33
6	10/16	at PITT	[L]	15	6	8	1	7/15	370	58	6.4	185	32	5.8	185	3-15	200	23/	12/	0	6-42.7	8-65	1-0	17	2	1	1	0	0	2/2	-	1/2	31:13
7	10/24	vs. BAL	[W]	11	1	8	2	2/12	146	53	2.8	34	12	2.8	112	3-25	137	38/	21/	1	9-52.2	10-85	2-1	7	1	0	1	0	0	1/1	-	0/1	23:45
8	10/30	at HOU	[L]	20	6	14	0	10/17	358	71	5.0	156	39	4.0	202	2-23	225	30/	16/	0	6-45.3	7-60	2-2	24	3	2	1	0	0	3/3	-	1/2	35:19
9	11/13	at IND	[W]	13	2	8	3	4/15	212	57	3.7	84	23	3.7	128	5-33	161	29/	20/	2	6-41.0	6-40	2-1	3	0	0	0	0	0	0/0	-	1/1	24:39
10	11/20	at CLE	[L]	20	6	10	4	4/10	334	54	6.2	148	28	5.3	186	2-13	199	24/	17/	1	3-36.0	9-70	0-0	14	2	1	1	0	0	2/2	-	0/1	29:07
11	11/27	vs. HOU	[L]	9	5	4	0	2/15	215	59	3.6	88	31	2.8	127	0-0	127	28/	18/	0	10-43.6	7-80	3-1	20	2	1	1	0	0	2/2	-	2/2	28:21
12	12/5	vs. SD	[L]	19	7	12	0	4/10	433	54	8.0	139	26	5.3	294	0-0	294	28/	22/	0	4-44.8	6-55	0-0	38	5	2	3	0	0	5/5	-	1/1	28:17
13	12/11	vs. TB	[W]	15	7	7	1	3/11	280	59	4.7	110	24	4.6	170	3-14	184	32/	17/	3	5-37.8	12-97	6-4	14	2	2	0	0	0	2/2	-	0/0	27:11
14	12/11	vs. TB	[L]	20	6	13	1	6/15	373	68	5.5	97	35	2.8	276	1-4	280	32/	24/	0	5-40.8	4-31	0-0	41	5	1	3	1	0	5/5	-	2/2	38:31
15	12/15	at ATL	[L]	20	3	14	3	3/12	407	66	6.2	65	25	2.6	342	1-8	350	40/	24/	2	4-43.0	0-0	1-1	23	2	1	1	0	0	2/2	-	3/3	30:59
16	12/24	at TEN	[W]	19	2	17	0	6/14	298	65	4.6	56	22	2.5	242	3-22	264	40/	27/	2	3-45.3	4-40	2-1	13	1	0	1	0	0	1/1	-	2/2	29:12
Totals			5-11	268	73	175	20	79/218	5,008	979	5.1	1,667	435	3.8	3,341	31-213	3,554	513/	326/	17	89-43.3	105-895	21-11	329	37	14	21	2	2	35/36	1/1	22/29	29:58

JACKSONVILLE JAGUARS 2010 OFFENSE GAME-BY-GAME

Wk.	Date	Opp	FIRST DOWNS			3 RD			TOT. OFFENSE			RUSHING			PASSING			PUNTS			PEN.			FUM. Tot. Tot.									
			Tot	Run	Pass	Pen	Down	Yards	Plays	Avg.	Yards	Att.	Avg.	Net	Sacks	Gross	Att./	Cmp./	Int.	Avg.	Yards	Lost	Pts.	TD	Rn	Ps	Rt	Sfty	PAT	2PT	Fgs	T.O.P.	
1	9/12	vs. DEN	[W]	18	9	6	3	3-10	299	56	5.3	134	34	3.9	165	1-5	170	21/	16/	0	4-41.3	5-47	0-0	24	3	0	3	0	0	3/3	-	1/1	29:30
2	9/19	at SD	[L]	20	6	14	0	6-12	350	68	5.1	71	24	3.0	279	2-14	293	42/	26/	4	0-0.0	5-33	2-2	13	1	0	1	0	0	1/1	-	2/2	30:24
3	9/26	vs. PHI	[L]	16	9	6	1	5-17	191	69	2.8	139	32	4.3	52	7-53	105	30/	13/	1	8-48.0	4-67	1-0	3	0	0	0	0	0/0	-	1/1	32:53	
4	10/3	vs. IND	[W]	20	10	9	1	9-13	337	57	5.9	174	35	5.0	163	0-0	163	22/	17/	0	4-42.5	7-45	0-0	31	4	2	2	0	0	4/4	-	1/1	29:46
5	10/10	at BUF	[W]	21	10	11	0	4-11	381	62	6.1	216	40	5.4	165	2-13	178	20/	16/	1	0-0.0	5-38	3-2	36	3	0	3	0	0	3/3	-	5/5	34:21
6	10/18	vs. TEN	[L]	17	7	8	2	3-13	249	63	4.0	76	25	3.0	173	2-16	189	36/	21/	3	3-37.3	7-55	1-1	3	0	0	0	0	0/0	-	1/1	27:15	
7	10/24	at KC	[L]	19	4	12	3	3-10	300	58	5.2	84	23	3.7	216	1-6	222	34/	18/	2	3-38.3	6-43	2-1	20	2	0	2	0	0	2/2	-	2/2	26:00
8	10/31	at DAL	[W]	20	6	14	0	6-12	387	58	6.7	149	34	4.4	238	3-22	260	21/	17/	0	5-48.4	6-36	1-1	35	5	1	4	0	0	5/5	-	0/0	32:35
10	11/14	vs. HOU	[W]	29	12	15	2	4-11	491	69	7.1	165	36	4.6	326	2-16	342	31/	24/	0	3-43.7	8-62	1-0	31	4	2	2	0	0	4/4	-	1/3	35:23
11	11/21	vs. CLE	[W]	24	11	11	2	4-11	371	67	5.5	145	28	5.2	226	4-28	254	35/	20/	4	2-33.5	2-10	2-2	24	3	1	2	0	0	3/3	-	1/1	31:28
12	11/28	at NYG	[L]	26	15	9	2	10-16	328	73	4.5	207	34	6.1	121	4-41	162	35/	20/	1	3-43.3	3-20	3-1	20	2	2	0	0	2/2	-	2/2	35:27	
13	12/5	at TEN	[W]	23	16	7	0	6-15	377	73	5.2	258	53	4.9	119	1-7	126	19/	14/	0	2-43.0	4-31	1-0	17	2	2	0	0	2/2	-	1/3	39:54	
14	12/12	vs. OAK	[W]	19	10	8	1	5-12	385	58	6.6	234	34	6.9	151	2-8	159	22/	11/	1	5-41.4	6-52	0-0	38	5	2	3	0	0	5/5	-	1/1	29:55
15	12/19	at IND	[L]	20	4	14	2	5-13	356	61	5.8	67	22	3.0	289	1-5	294	38/	24/	1	4-48.0	6-55	3-1	24	3	0	2	1	0	3/3	-	1/1	30:22
16	12/26	vs. WAS	[L]	15	4	11	0	7-17	336	65	5.2	78	23	3.4	258	4-41	299	38/	22/	2	7-45.4	7-66	2-0	17	2	1	1	0	0	2/2	-	1/2	32:54
17	1/2	at HOU	[L]	23	15	6	2	1-10	322	62	5.2	198	35	5.7	124	2-16	140	25/	12/	1	4-44.3	2-15	1-1	17	2	1	1	0	0	2/2	-	1/2	30:48
Totals	8-8	330	148	161	21	81-203	5,460	1,019	5.4	2,395	512	4.7	3,065	38-291	3,356	469/	291/	21	57-43.8	83-675	23-12	353	41	14	26	1	0	41/41	-	22/28	31:43		

JACKSONVILLE JAGUARS 2010 DEFENSE GAME-BY-GAME

Wk.	Date	Opp	FIRST DOWNS			3 RD			TOT. OFFENSE			RUSHING			PASSING			PUNTS			PEN.			FUM. Tot. Tot.									
			Tot	Run	Pass	Pen	Down	Yards	Plays	Avg.	Yards	Att.	Avg.	Net	Sacks	Gross	Att./	Cmp./	Int.	Avg.	Yards	Lost	Pts.	TD	Rn	Ps	Rt	Sfty	PAT	2PT	Fgs	T.O.P.	
1	9/12	vs. DEN	[W]	21	6	14	1	3-10	363	61	6.0	89	25	3.6	274	3-21	295	33/	21/	1	4-43.0	7-70	1-1	17	2	1	1	0	0	2/2	-	1/1	30:30
2	9/19	at SD	[L]	25	7	17	1	4-8	477	60	8.0	151	30	5.0	326	1-8	334	29/	22/	2	2-17.0	4-25	1-1	38	5	2	3	0	0	5/5	-	1/1	29:36
3	9/26	vs. PHI	[L]	15	4	10	1	5-13	373	55	6.8	106	21	5.0	267	3-24	291	31/	17/	0	7-45.1	7-84	0-0	28	4	1	3	0	0	4/4	-	0/0	27:07
4	10/3	vs. IND	[W]	28	5	23	0	7-10	406	66	6.2	58	19	3.1	348	1-4	352	46/	33/	1	2-55.0	3-35	2-1	28	4	2	2	0	0	4/4	-	0/0	30:14
5	10/10	at BUF	[W]	17	5	10	2	3-11	306	54	5.7	110	21	5.2	196	3-24	220	30/	20/	0	4-48.5	5-35	2-0	26	3	0	3	0	0	2/2	0/1	2/2	25:39
6	10/18	vs. TEN	[L]	20	8	10	2	8-14	324	60	5.4	153	39	3.9	171	0-0	171	21/	14/	0	2-49.0	8-57	1-0	30	3	1	2	0	0	3/3	-	3/3	32:45
7	10/24	at KC	[L]	25	13	10	2	6-11	426	61	7.0	236	42	5.6	190	1-3	193	18/	13/	0	3-45.3	7-92	0-0	42	6	3	2	1	0	6/6	-	0/0	34:00
8	10/31	at DAL	[W]	25	5	16	4	6-13	415	73	5.7	50	22	2.3	365	2-14	379	49/	34/	4	3-44.7	3-20	1-0	17	2	1	1	0	0	2/2	-	1/1	27:25
9	11/14	vs. HOU	[W]	20	6	13	1	4-10	395	53	7.5	81	21	3.9	314	0-0	314	32/	22/	0	4-37.5	8-49	2-1	24	3	1	2	0	0	3/3	-	1/1	24:37
10	11/21	vs. CLE	[W]	15	4	10	1	7-16	283	60	4.7	88	26	3.4	195	6-46	241	28/	17/	1	5-44.0	5-45	1-0	20	2	0	1	1	0	2/2	-	2/4	28:32
11	11/28	at NYG	[L]	17	6	11	0	3-10	361	50	7.2	135	26	5.2	226	0-0	226	24/	14/	0	3-49.7	4-25	0-0	24	2	0	2	0	0	2/2	1/1	3/3	24:33
12	12/5	at TEN	[W]	11	3	18	1	2-11	220	47	4.7	57	14	4.1	163	1-6	169	32/	14/	2	2-36.0	4-30	0-0	6	0	0	0	0	0/0	-	2/2	20:06	
13	12/12	vs. OAK	[W]	21	3	16	2	6-13	476	61	7.8	153	25	6.1	323	3-21	344	33/	22/	1	5-42.0	4-25	1-1	31	4	2	2	0	0	4/4	-	1/1	30:05
14	12/19	at IND	[L]	19	7	12	0	5-13	376	64	5.9	155	24	6.5	221	1-8	229	39/	29/	0	6-39.2	6-68	0-0	34	4	1	2	1	0	4/4	-	2/2	29:38
15	12/26	vs. WAS	[L]	15	5	8	2	4-15	251	64	3.9	79	24	3.3	172	1-10	182	39/	19/	1	9-40.9	5-40	0-0	20	2	1	1	0	0	2/2	-	2/2	29:53
16	1/2	at HOU	[L]	22	12	9	1	5-11	497	59	8.4	244	37	6.6	253	0-0	253	22/	18/	0	3-38.7	5-48	0-0	34	4	3	1	0	0	4/4	-	2/2	29:12
Totals	8-8	316	98	197	21	78-189	5,949	948	6.3	1,945	416	4.7	4,004	26-189	4,193	506/	329/	13	64-42.4	85-748	12-5	419	50	19	28	3	0	48/48	1/2	23/25	28:17		

JACKSONVILLE JAGUARS 2009 OFFENSE GAME-BY-GAME

Wk.	Date	Opp	FIRST DOWNS			3 RD			TOT. OFFENSE			RUSHING			PASSING			PUNTS			PEN.			FUM. Tot. Tot.									
			Tot	Run	Pass	Pen	DOWN	Yards	Plays	Avg.	Yards	Att.	Avg.	Net	Sacks	Gross	Att./	Cmp./	Int.	Avg.	Yards	Lost	Pts.	TD	Rn	Ps	Rt	Sfty	PAT	2PT	Fgs	T.O.P.	
1	9/13	at IND	[L]	12	7	4	1	6-15	228	55	4.1	114	26	4.4	114	1-8	122	28/	14/	0	5-37.8	3-24	0-0	12	1	1	0	0	0/0	0/1	2/3	26:04	
2	9/20	vs. ARI	[L]	18	4	13	1	6-16	367	67	5.5	92	20	4.6	275	4-7	282	43/	23/	1	4-45.3	8-50	4-2	17	2	0	2	0	2/2	-	1/2	28:39	
3	9/27	at HOU	[W]	24	11	10	3	5-11	399	62	6.4	185	32	5.8	214	0-0	214	30/	18/	0	3-35.3	5-40	1-1	31	4	4	0	0	4/4	-	1/1	30:52	
4	10/4	vs. TEN	[W]	27	10	15	2	6-13	442	69	6.4	137	30	4.6	305	2-18	323	37/	27/	0	3-37.0	4-30	1-1	37	4	1	3	0	4/4	-	3/4	34:07	
5	10/11	at SEA	[L]	10	2	8	0	2-13	199	52	3.8	38	15	2.5	161	5-29	190	32/	19/	0	8-46.4	9-73	2-2	0	0	0	0	0/0	-	0/0	25:16		
6	10/18	vs. STL	[W]	33	14	15	4	11-16	492	84	5.9	166	38	4.4	326	3-9	335	43/	30/	2	4-36.3	3-15	1-1	23	3	3	0	0	2/2	0/1	1/2	42:12	
8	11/1	at TEN	[L]	12	4	8	0	4-12	330	49	6.7	217	16	13.6	113	4-26	139	29/	14/	2	7-44.1	2-27	2-0	13	2	2	0	0	1/2	-	0/0	20:17	
9	11/8	vs. KC	[W]	21	11	10	0	9-16	426	69	6.2	173	41	4.2	253	1-11	264	27/	18/	0	4-44.3	5-31	1-1	24	3	2	1	0	3/3	-	1/2	36:13	
10	11/15	at NYJ	[W]	18	6	11	1	7-13	347	60	5.8	139	32	4.3	208	2-13	221	26/	16/	0	4-36.8	5-40	2-1	24	3	2	1	0	3/3	-	1/2	31:07	
11	11/22	vs. BUF	[W]	19	7	11	1	9-15	310	66	4.7	102	34	3.0	208	2-7	215	30/	21/	1	5-44.8	6-50	3-1	18	2	1	1	0	1/1	1/1	1/1	36:24	
12	11/29	at SF	[L]	18	4	14	0	3-12	357	61	5.9	96	19	5.1	261	6-46	307	36/	25/	0	4-43.3	6-60	2-2	3	0	0	0	0/0	-	1/3	29:16		
13	12/6	vs. HOU	[W]	19	7	11	1	8-16	323	68	4.8	107	36	3.0	216	4-22	238	28/	15/	0	3-49.3	4-45	2-1	23	2	0	2	0	1	2/2	-	3/3	30:07
14	12/13	vs. MIA	[L]	10	5	3	2	3-14	217	54	4.0	95	25	3.8	122	3-17	139	26/	11/	0	7-43.1	2-10	1-0	10	1	1	0	0	1/1	-	1/1	24:54	
15	12/17	vs. IND	[L]	25	9	16	0	10-16	345	76	4.5	139	34	4.1	206	2-17	223	40/	23/	1	3-44.7	4-22	1-0	31	4	1	3	0	4/4	-	1/2	35:26	
16	12/27	at NE	[L]	16	7	9	0	4-11	275	52	5.3	98	25	3.9	177	2-8	185	25/	19/	2	4-38.8	1-5	1-0	7	1	1	0	0	1/1	-	0/0	27:35	
17	1/3	at CLE	[L]	18	6	12	0	9-17	328	66	5.0	131	24	5.5	197	3-5	202	39/	22/	1	4-36.3	3-20	2-0	17	2	0	2	0	2/2	-	1/2	27:02	
Totals			8-8	300	114	170	16	102-226	5,385	1,010	5.3	2,029	447	4.5	3,356	44-243	3,599	519/	315/	10	72-41.9	70-542	26-13	290	34	19	15	0	1	30/31	1/3	18/28	30:08

JACKSONVILLE JAGUARS 2009 DEFENSE GAME-BY-GAME

Wk.	Date	Opp	FIRST DOWNS			3 RD			TOT. OFFENSE			RUSHING			PASSING			PUNTS			PEN.			FUM. Tot. Tot.									
			Tot	Run	Pass	Pen	DOWN	Yards	Plays	Avg.	Yards	Att.	Avg.	Net	Sacks	Gross	Att./	Cmp./	Int.	Avg.	Yards	Lost	Pts.	TD	Rn	Ps	Rt	Sfty	PAT	2PT	Fgs	T.O.P.	
1	9/13	at IND	[L]	21	4	15	2	8-14	365	70	5.2	71	31	2.3	294	1-7	301	38/	28/	1	2-44.0	3-17	1-1	14	2	1	1	0	2/2	-	0/1	33:56	
2	9/20	vs. ARI	[L]	22	7	15	0	2-9	383	60	6.4	118	28	4.2	265	0-0	265	32/	27/	0	3-46.3	7-58	5-2	31	4	1	2	1	0	4/4	-	1/2	31:21
3	9/27	at HOU	[W]	23	5	17	1	4-10	397	59	6.7	111	22	5.0	286	2-14	300	35/	26/	1	4-42.8	5-60	1-1	24	3	0	3	0	3/3	-	1/1	29:08	
4	10/4	vs. TEN	[W]	19	5	13	1	8-16	379	67	5.7	95	19	5.0	284	0-0	284	48/	29/	2	5-42.2	6-68	1-1	17	2	1	1	0	0/0	1/2	1/1	25:53	
5	10/11	at SEA	[L]	24	8	13	3	6-14	379	71	5.3	143	40	3.6	236	1-5	241	30/	18/	0	3-44.3	1-10	2-0	41	5	0	4	1	0	5/5	-	2/2	34:44
6	10/18	vs. STL	[W]	13	1	11	1	4-12	262	53	4.9	55	18	3.1	207	1-6	213	34/	22/	1	6-41.2	6-52	0-0	20	2	0	1	0	2/2	-	2/2	24:48	
8	11/1	at TEN	[L]	20	12	8	0	8-15	430	67	6.4	305	49	6.2	125	0-0	125	18/	15/	0	4-48.3	4-20	0-0	30	3	2	1	0	3/3	-	3/3	39:43	
9	11/8	vs. KC	[W]	14	3	10	1	4-13	301	56	5.4	60	14	4.3	241	3-21	262	39/	23/	0	7-46.6	1-10	1-0	21	2	0	2	0	1/1	1/1	2/3	23:47	
10	11/15	at NYJ	[W]	19	7	10	2	7-13	322	60	5.4	110	29	3.8	212	0-0	212	31/	16/	2	2-50.5	4-26	1-1	22	2	1	1	0	1/1	0/1	3/3	28:53	
11	11/22	vs. BUF	[W]	14	1	12	1	3-11	343	51	6.7	53	18	2.9	290	2-7	297	31/	18/	2	4-50.5	6-43	2-1	15	1	0	1	0	0/0	0/1	3/3	23:36	
12	11/29	at SF	[L]	15	5	9	1	8-16	284	61	4.7	52	20	2.6	232	0-0	232	41/	27/	0	5-50.2	1-5	0-0	20	2	0	2	0	2/2	-	2/2	30:44	
13	12/6	vs. HOU	[W]	19	7	10	2	5-15	305	61	5.0	72	22	3.3	233	2-7	240	37/	22/	3	5-45.0	6-37	1-0	18	2	1	1	0	1/1	0/1	1/1	29:53	
14	12/13	vs. MIA	[L]	22	8	14	0	8-15	354	71	5.0	146	40	3.7	208	2-12	220	29/	21/	1	5-43.8	4-27	5-2	14	2	2	0	0	2/2	-	0/1	35:06	
15	12/17	vs. IND	[L]	18	2	16	0	8-12	369	53	7.0	61	23	2.7	308	0-0	308	30/	23/	1	3-43.0	5-40	0-0	35	5	0	4	1	0	5/5	-	0/0	24:34
16	12/27	at NE	[L]	26	12	14	0	6-10	464	62	7.5	197	36	5.5	267	0-0	267	26/	23/	0	1-42.0	2-10	1-1	35	5	1	4	0	5/5	-	0/0	32:25	
17	1/3	at CLE	[L]	18	13	4	1	5-13	300	60	5.0	214	49	4.4	86	0-0	86	11/	7/	1	3-35.7	3-15	1-0	23	2	2	0	0	2/2	-	3/3	32:58	
Totals			8-8	307	100	191	16	94-209	5,637	982	5.7	1,863	458	4.1	3,774	14-79	3,853	510/	345/	15	62-44.9	64-498	22-10	380	44	12	28	4	1	38/38	2/6	24/28	29:52

JACKSONVILLE JAGUARS 2008 OFFENSE GAME-BY-GAME

Wk.	Date	Opp	FIRST DOWNS			3 RD			TOT. OFFENSE			RUSHING			PASSING			PUNTS			FUM.			Tot.									
			Tot	Run	Pass	Pen	DOWN	Yards	Plays	Avg.	Yards	Att.	Avg.	Net	Sacks	Gross	Att./	Cmp./	Int.	Avg.	Yards	Pen.	Lost	Pts.	TD	Rn	Ps	Rt	Sfty	PAT	2PT	FGs	T.O.P.
1	9/7	at TEN	[L]	13	1	11	1	5-14	189	59	3.2	33	17	1.9	156	7-59	215	35/	23/	2	6-37.0	6-50	1-1	10	1	0	1	0	0	1/1	-	1/2	31-20
2	9/14	vs. BUF	[L]	19	9	9	1	2-11	243	57	4.3	98	27	3.6	145	2-20	165	28/	17/	1	4-50.5	5-35	1-0	16	1	1	0	0	0	1/1	-	3/3	28-46
3	9/21	at IND	[W]	25	13	11	1	8-14	403	70	5.8	236	48	4.9	167	0-0	167	22/	16/	1	1-60.0	5-44	0-0	23	2	1	0	1	0	2/2	-	3/3	41-35
4	9/28	vs. HOU	[W]	21	7	14	0	6-12	375	58	6.5	139	25	5.6	236	1-0	236	32/	23/	0	2-46.5	2-27	0-0	30	3	2	1	0	0	3/3	-	3/3	31-15
5	10/5	vs. PIT	[L]	14	2	9	3	3-13	213	54	3.9	38	19	2.0	175	3-25	200	32/	18/	0	5-46.6	8-89	1-0	21	3	1	1	1	0	3/3	-	0/0	26-37
6	10/12	at DEN	[W]	26	9	15	2	5-12	416	70	5.9	155	34	4.6	261	2-15	276	34/	25/	0	4-40.0	6-45	3-2	24	3	2	1	0	0	3/3	-	1/1	33-35
8	10/26	vs. CLE	[L]	23	6	16	1	11-20	380	74	5.1	113	29	3.9	267	3-16	283	42/	25/	0	3-46.7	6-40	1-1	17	2	0	2	0	0	2/2	-	1/2	35-05
9	11/2	at CIN	[L]	18	6	12	0	5-13	282	62	4.5	68	21	3.2	214	3-15	229	38/	23/	1	6-45.0	12-86	1-0	19	2	1	0	1	0	1/1	0/1	2/2	29-41
10	11/9	at DET	[W]	24	11	12	1	5-10	384	61	6.3	157	33	4.8	227	1-11	238	25/	18/	0	2-38.5	5-33	0-0	38	5	3	2	0	0	5/5	-	1/1	30-59
11	11/16	vs. TEN	[L]	17	6	7	4	3-15	257	66	3.9	140	32	4.4	117	4-31	135	30/	13/	1	10-40.9	9-61	1-0	14	2	2	0	0	0	2/2	-	0/0	32-27
12	11/23	vs. MIN	[L]	17	2	13	2	6-14	321	63	5.1	35	14	2.5	286	4-31	317	45/	27/	2	3-41.0	8-81	5-3	12	1	0	1	0	1	1/1	-	1/3	29-31
13	12/1	at HOU	[L]	21	6	15	0	4-11	388	64	6.1	126	26	4.8	262	3-25	287	35/	25/	1	3-40.3	8-60	2-2	17	2	1	1	0	0	2/2	-	1/2	33-03
14	12/7	at CHI	[L]	14	6	8	0	5-17	278	69	4.0	119	28	4.3	159	3-19	178	38/	19/	1	7-40.1	4-21	2-0	10	1	0	1	0	0	1/1	-	1/1	32-03
15	12/14	vs. GB	[W]	18	8	8	2	6-12	323	54	6.0	94	19	4.9	229	2-9	238	33/	21/	0	4-49.5	6-58	1-0	20	3	1	2	0	0	2/2	0/1	0/1	27-57
16	12/18	vs. IND	[L]	28	9	17	2	7-13	409	71	5.8	105	27	3.9	304	3-25	329	41/	28/	1	3-43.0	7-60	1-0	24	3	2	1	0	0	3/3	-	1/1	31-53
17	12/28	at BAL	[L]	14	6	6	2	6-12	245	53	4.6	118	27	4.4	127	1-0	127	25/	14/	2	4-46.5	7-28	3-2	7	1	0	1	0	0	1/1	-	0/0	27-58
Totals			5-11	312	107	183	22	87-213	5,106	1,005	5.1	1,774	426	4.2	3,332	42-288	3,620	537/	335/	13	67-43.3	104-813	23-11	302	35	17	15	3	1	33/33	0/2	19/25	31-22

JACKSONVILLE JAGUARS 2008 DEFENSE GAME-BY-GAME

Wk.	Date	Opp	FIRST DOWNS			3 RD			TOT. OFFENSE			RUSHING			PASSING			PUNTS			FUM.			Tot.									
			Tot	Run	Pass	Pen	DOWN	Yards	Plays	Avg.	Yards	Att.	Avg.	Net	Sacks	Gross	Att./	Cmp./	Int.	Avg.	Yards	Pen.	Lost	Pts.	TD	Rn	Ps	Rt	Sfty	PAT	2PT	FGs	T.O.P.
1	9/7	at TEN	[L]	14	7	6	1	3-13	309	57	5.4	137	32	4.3	172	1-3	175	24/	14/	2	7-42.9	5-36	1-0	17	2	1	1	0	0	2/2	-	1/1	28-40
2	9/14	vs. BUF	[L]	18	6	11	1	6-11	285	54	5.3	75	26	2.9	210	3-29	239	25/	20/	0	3-47.7	4-40	1-1	20	2	1	1	0	0	2/2	-	2/2	31-14
3	9/21	at IND	[W]	19	9	7	3	5-9	325	49	6.6	114	19	6.0	211	1-5	216	29/	15/	2	3-45.0	6-37	0-0	21	3	2	1	0	0	3/3	-	0/0	18-25
4	9/28	vs. HOU	[W]	23	4	18	1	9-13	386	63	6.1	79	23	3.4	307	0-0	307	40/	29/	0	2-43.5	2-15	2-0	27	3	0	3	0	0	3/3	-	2/2	32-20
5	10/5	vs. PIT	[L]	28	6	18	4	7-15	415	70	5.9	129	26	5.0	286	3-23	309	41/	26/	1	4-49.8	10-129	0-0	26	3	0	3	0	0	2/2	0/1	2/2	33-23
6	10/12	at DEN	[W]	19	7	10	2	6-13	323	60	5.4	131	23	5.7	192	0-0	192	37/	21/	1	4-48.0	4-52	2-2	17	2	0	2	0	0	2/2	-	1/1	26-25
8	10/26	vs. CLE	[L]	15	6	9	0	3-12	327	52	6.3	91	24	3.8	236	1-10	246	27/	14/	0	5-41.4	1-15	1-0	23	2	1	1	0	0	2/2	-	3/3	24-55
9	11/2	at CIN	[L]	20	9	8	3	6-13	312	62	5.0	159	29	5.5	153	2-9	162	31/	21/	1	7-35.4	5-39	1-1	21	3	1	2	0	0	3/3	-	0/0	30-19
10	11/9	at DET	[W]	13	5	7	1	4-13	256	52	4.9	103	27	3.8	153	7-45	198	18/	11/	1	4-45.3	6-46	1-0	14	2	1	1	0	0	2/2	-	0/1	29-01
11	11/16	vs. TEN	[L]	13	4	8	1	1-12	344	57	6.0	114	33	3.5	230	1-0	230	23/	13/	1	8-43.0	10-63	0-0	24	3	0	3	0	0	3/3	-	1/1	27-33
12	11/23	vs. MIN	[L]	15	9	5	1	4-13	226	57	4.0	122	34	3.6	104	3-16	120	20/	12/	1	3-46.3	5-49	0-0	30	3	2	0	1	0	3/3	-	3/3	30-29
13	12/1	at HOU	[L]	18	8	8	2	1-8	326	51	6.4	126	26	4.8	200	0-0	200	25/	14/	1	3-36.0	5-30	1-0	30	3	2	1	0	0	3/3	-	3/3	26-57
14	12/7	at CHI	[L]	16	5	10	1	5-15	296	61	4.9	86	26	3.3	210	1-9	219	34/	20/	1	6-44.5	1-5	3-0	23	2	0	2	0	0	2/2	-	3/3	27-57
15	12/14	vs. GB	[W]	18	4	13	1	10-16	398	63	5.4	84	28	3.0	254	3-24	278	32/	20/	1	2-43.5	3-30	1-0	16	1	0	1	0	0	1/1	-	3/3	32-03
16	12/18	vs. IND	[L]	20	1	17	2	6-10	336	52	7.6	32	18	1.8	364	0-0	364	34/	29/	0	2-41.0	6-50	0-0	31	4	0	3	1	0	4/4	-	1/2	28-07
17	12/28	at BAL	[L]	20	8	11	1	5-14	431	62	7.0	127	34	3.7	304	3-18	322	25/	18/	0	4-38.3	7-55	1-0	27	3	3	0	0	0	3/3	-	2/3	32-02
Totals			5-11	289	98	166	25	82-200	5,295	922	5.7	1,709	428	4.0	3,586	29-191	3,777	465/	297/	13	67-43.0	80-691	15-4	367	41	14	25	2	0	40/40	0/1	27/30	28-38

JACKSONVILLE JAGUARS 2007 OFFENSE GAME-BY-GAME

Wk.	Date	Opp	FIRST DOWNS			TOT. OFFENSE			RUSHING			PASSING			PUNTS			FUM.			2PT	FGs	T.O.P.								
			Total	Run	Pass	Pen	Yards	Plays	Avg.	Yards	Att.	Net	Sacks	Gross	Att./Cmp./Int.	Yards	Lost	Pts.	TD	Rn				Ps	Rt	Sfty	PAT				
1	9/9	vs. TEN	[L]	13	5	6	2	5-12	272	50	5.4	75	17	4.4	197	3-7	204	30/17/0	5-42.2	4-45	1-1	10	1	0	0	1/1	-	1/1	23:05		
2	9/16	vs. ATL	[W]	17	5	12	0	5-14	364	63	5.8	113	34	3.3	251	4-21	272	25/17/0	4-33.5	11-91	1-0	13	1	0	1	0	1/1	-	2/2	34:15	
3	9/23	at DEN	[W]	21	11	9	1	8-16	326	70	4.7	186	47	4.0	140	3-14	154	20/14/0	2-40.0	3-14	2-2	23	2	1	1	0	0	2/2	-	3/3	38:42
5	10/7	at KC	[W]	20	7	12	1	8-15	357	66	5.4	156	35	4.5	201	4-17	218	27/20/0	4-45.0	5-30	0-0	17	2	1	1	0	0	2/2	-	1/2	36:43
6	10/14	vs. HOU	[W]	25	9	13	3	5-10	457	61	7.5	244	26	9.4	213	1-8	221	34/22/0	0-0-0	3-28	3-3	37	5	2	2	1	0	4/5	-	1/2	29:20
7	10/22	vs. IND	[L]	18	9	8	1	5-13	226	66	3.4	117	27	4.3	109	3-19	128	36/17/2	1-47.0	2-20	2-1	7	1	1	0	0	1/1	-	0/0	25:53	
8	10/28	at TB	[W]	12	6	6	0	4-16	219	62	3.5	133	44	3.0	86	2-14	100	16/7/0	8-45.5	5-45	1-0	24	3	1	1	1	0	3/3	-	1/1	32:05
9	11/4	at NO	[L]	18	4	13	1	6-13	432	58	7.4	88	23	3.8	344	2-10	354	33/20/3	5-38.6	4-38	0-0	24	3	0	2	1	0	3/3	-	1/1	26:06
10	11/11	at TEN	[W]	19	10	7	2	6-16	262	68	3.9	166	44	3.8	96	1-5	101	23/13/0	5-43.0	4-35	1-1	28	4	3	1	0	0	4/4	-	0/0	34:23
11	11/18	vs. SD	[W]	18	8	9	1	5-14	311	61	5.1	122	37	3.3	189	0-0	189	24/15/0	5-40.6	5-42	0-0	24	3	1	2	0	0	3/3	-	1/1	32:57
12	11/25	vs. BUF	[W]	21	6	14	1	9-16	416	64	6.5	124	26	4.8	292	1-4	296	37/23/0	1-51.0	1-5	1-1	36	3	2	1	0	0	3/3	-	5/5	29:15
13	12/2	at IND	[L]	27	12	14	1	6-10	411	63	6.5	168	31	5.4	243	3-14	257	29/24/1	0-0-0	8-64	1-1	25	3	1	2	0	0	2/2	1/1	1/2	35:45
14	12/9	vs. CAR	[W]	24	8	14	2	9-17	427	75	5.7	178	38	4.7	249	0-0	249	37/21/0	1-26.0	6-40	2-1	37	4	1	2	1	0	4/4	-	3/3	38:58
15	12/16	at PIT	[W]	25	13	11	1	5-14	421	75	5.6	224	42	5.3	197	0-0	197	33/17/1	5-29.0	1-10	0-0	29	4	1	3	0	0	2/3	0/1	1/1	37:39
16	12/23	vs. OAK	[W]	26	9	13	4	7-11	437	56	7.8	201	28	7.2	236	2-17	253	26/16/1	4-50.3	6-42	2-1	49	7	3	4	0	0	7/7	-	0/0	27:12
17	12/30	at HOU	[L]	24	5	19	0	7-12	381	64	6.0	96	23	4.2	285	2-17	302	39/25/0	4-49.8	8-45	1-1	28	4	0	4	0	0	4/4	-	0/0	31:47
Totals			11-5	328	127	180	21	100-219	5,719	1,022	5.6	2,391	522	4.6	3,328	31-167	3,495	469/288/8	54-41.6	76-594	18-13	411	50	18	28	4	0	46/48	1/2	21/24	32:08
WC 1/5 at PIT			[W]	14	8	5	1	4-11	239	54	4.4	135	29	4.7	104	4-36	140	21/9/2	4-50.0	6-40	0-0	31	4	2	1	1	0	4/4	-	1/2	27:01
DIV 1/12 at NE			[L]	22	4	15	3	4-10	350	56	6.3	80	22	3.6	270	1-8	278	33/22/1	1-50.0	5-42	2-1	20	2	0	2	0	0	2/2	-	2/2	27:18

JACKSONVILLE JAGUARS 2007 DEFENSE GAME-BY-GAME

Wk.	Date	Opp	FIRST DOWNS			TOT. OFFENSE			RUSHING			PASSING			PUNTS			FUM.			2PT	FGs	T.O.P.								
			Total	Run	Pass	Pen	Yards	Plays	Avg.	Yards	Att.	Net	Sacks	Gross	Att./Cmp./Int.	Yards	Lost	Pts.	TD	Rn				Ps	Rt	Sfty	PAT				
1	9/9	vs. TEN	[L]	22	15	5	2	6-12	350	69	5.1	282	49	5.8	68	2-10	78	18/11/1	3-30.0	4-29	3-1	13	1	1	0	0	1/1	-	2/2	36:55	
2	9/16	vs. ATL	[W]	13	3	9	1	7-14	248	52	4.8	82	25	3.3	166	7-34	200	20/12/0	5-39.2	5-44	0-0	7	1	1	0	0	1/1	-	0/2	25:45	
3	9/23	at DEN	[W]	11	2	9	0	4-8	265	42	6.3	47	18	2.6	218	1-4	222	23/16/1	2-63.0	6-36	2-2	14	2	1	1	0	0	2/2	-	0/0	21:18
5	10/7	at KC	[W]	14	0	14	0	4-14	271	56	4.8	10	10	1.0	261	3-18	279	43/25/1	7-46.0	3-25	1-0	7	1	0	1	0	0	1/1	-	0/1	23:17
6	10/14	vs. HOU	[W]	23	5	18	0	2-10	390	69	5.7	61	24	2.5	329	2-12	341	43/30/1	2-44.5	8-58	2-2	17	1	0	1	0	0	0/0	1/1	3/3	30:40
7	10/22	vs. IND	[L]	24	12	10	2	7-14	384	72	5.3	141	33	4.3	243	2-16	259	37/23/1	3-40.3	4-27	1-0	29	3	2	1	0	1	3/3	-	2/2	34:07
8	10/28	at TB	[W]	18	5	12	1	4-14	385	64	6.0	136	21	6.5	249	2-18	267	41/19/3	6-44.5	7-74	0-0	23	2	1	1	0	0	2/2	-	3/3	27:55
9	11/4	at NO	[L]	32	6	25	1	4-10	538	75	7.2	103	25	4.1	435	1-10	445	49/35/0	3-44.3	2-20	2-1	41	5	1	3	1	0	5/5	-	2/4	33:54
10	11/11	at TEN	[W]	17	2	14	1	4-15	292	64	4.6	62	19	3.3	230	4-27	257	41/24/2	5-44.0	9-56	2-1	13	1	0	1	0	0	1/1	-	2/2	25:37
11	11/18	vs. SD	[W]	18	6	11	1	4-12	388	60	6.5	79	20	4.0	309	0-0	309	40/22/2	4-44.8	4-31	0-0	17	2	1	1	0	0	2/2	-	1/1	27:03
12	11/25	vs. BUF	[W]	20	5	14	1	9-16	297	65	4.6	94	24	3.9	203	1-8	211	40/27/2	4-37.8	5-29	1-1	14	2	1	1	0	0	2/2	-	0/0	30:45
13	12/2	at IND	[L]	19	4	14	1	10-13	342	55	6.2	63	25	2.5	279	1-9	288	29/20/1	2-38.0	2-15	0-0	28	4	0	4	0	0	4/4	-	0/0	24:15
14	12/9	vs. CAR	[W]	10	3	6	1	2-12	149	54	2.8	50	15	3.3	99	1-6	105	38/16/1	5-48.4	5-50	1-1	6	0	0	0	0	0/0	-	2/0	21:02	
15	12/16	at PIT	[W]	13	7	6	0	5-13	217	55	3.9	111	17	6.5	106	5-40	146	33/16/0	7-40.9	4-34	2-0	22	3	0	3	0	0	2/2	1/1	0/0	22:21
16	12/23	vs. OAK	[W]	13	7	6	0	3-15	215	65	3.3	110	30	3.7	105	4-24	129	31/13/3	6-49.5	11-88	3-1	11	1	0	1	0	0	0/0	1/1	1/1	32:48
17	12/30	at HOU	[L]	19	10	8	1	5-9	290	53	5.5	170	34	5.0	120	1-8	128	18/11/1	2-36.5	3-20	0-0	42	6	3	1	2	0	6/6	-	0/0	28:13
Totals			11-5	286	92	181	13	80-201	5,021	970	5.2	1,605	390	4.1	3,416	37-244	3,660	543/319/20	66-43.5	82-636	20-10	304	35	12	20	3	1	32/32	3/3	18/23	27:52
WC 1/5 at PIT			[W]	24	5	17	2	7-14	340	74	4.6	43	26	1.7	297	6-40	337	42/29/3	4-44.3	5-50	1-1	29	4	2	2	0	0	2/2	0/2	1/1	32:59
DIV 1/12 at NE			[L]	24	11	12	1	6-10	403	58	6.9	145	29	5.0	258	1-4	262	28/26/0	1-30.0	6-74	0-0	31	4	1	3	0	0	4/4	-	1/2	32:42

JACKSONVILLE JAGUARS 2006 OFFENSE GAME-BY-GAME

Wk.	Date	Opp	FIRST DOWNS			TOT. OFFENSE			RUSHING			PASSING			PUNTS			FUM.			Tot.												
			Tot	Run	Pass	Pen	3 RD	Down	Yards	Plays	Avg.	Yards	Att.	Avg.	Net	Sacks	Gross	Att./	Cmp./	Int.	Avg.	Yards	Pen.	Lost	Pts.	TD	Rn	Ps	Rt	Sfty	PAT	2PT	FGs
1	9/10 vs. DAL	[W]	22	6	14	2	5-13	307	67	4.6	78	32	2.4	229	1-8	237	34/	23/	1	6-44.0	2-41	1-0	24	3	2	1	0	0	3/3	-	1/2	34-12	
2	9/18 vs. PIT	[W]	17	3	13	1	6-18	362	70	5.2	110	30	3.7	252	1-8	260	39/	26/	1	6-41.8	10-86	1-0	9	0	0	0	0	0	0/0	-	3/3	37-25	
3	9/24 at IND	[L]	20	12	7	1	9-16	297	69	4.3	191	40	4.8	106	1-1	107	28/	16/	2	4-46.5	4-38	0-0	14	2	1	1	0	0	2/2	-	0/2	39-24	
4	10/1 at WAS	[L]	12	2	10	0	2-13	307	54	5.7	32	16	2.2	275	4-15	290	34/	20/	1	5-49.2	4-35	1-1	30	3	0	3	0	0	3/3	-	3/3	25-17	
5	10/8 vs. NYJ	[W]	19	8	9	2	6-13	312	60	5.2	181	39	4.6	131	1-9	140	20/	9/	0	4-38.5	9-62	0-0	41	5	3	2	0	0	5/5	-	2/2	32-02	
7	10/22 at HOU	[L]	14	7	5	2	3-12	220	54	4.1	102	25	4.1	118	1-7	125	28/	14/	0	7-42.1	7-35	2-2	7	1	1	0	0	1/1	-	0/0	26-30		
8	10/29 at PHI	[W]	16	13	3	0	4-14	285	64	4.5	209	46	4.5	76	1-11	87	17/	10/	0	5-39.8	5-44	2-1	13	1	1	0	0	1/1	-	2/2	36-51		
9	11/5 vs. TEN	[W]	17	8	8	1	5-13	342	54	6.3	173	30	5.8	169	2-8	177	22/	12/	0	5-41.0	4-20	0-0	37	4	0	3	1	0	4/4	-	3/3	30-11	
10	11/12 vs. HOU	[L]	16	6	9	1	5-10	322	55	5.9	118	19	6.2	204	2-10	214	34/	15/	4	4-36.5	9-65	1-0	10	1	1	0	0	1/1	-	1/1	22-27		
11	11/20 vs. NYG	[W]	21	8	13	0	9-18	414	75	5.5	165	43	3.8	249	0-0	249	32/	19/	0	4-36.8	9-65	2-1	26	2	2	0	0	2/2	-	4/4	40-19		
12	11/26 at BUF	[L]	19	11	7	1	1-11	323	60	5.4	207	35	5.9	116	3-16	132	22/	16/	0	6-38.7	10-108	2-1	24	3	1	2	0	0	3/3	-	1/2	32-10	
13	12/3 at MIA	[W]	18	8	10	0	7-12	353	57	6.2	150	31	4.8	203	4-26	229	22/	16/	0	3-38.3	7-60	1-1	24	3	1	2	0	0	3/3	-	1/1	36-56	
14	12/10 vs. IND	[W]	23	16	4	3	2-9	447	57	7.8	375	42	8.9	72	1-7	79	14/	8/	1	1-20.0	3-31	0-0	44	5	4	0	1	0	5/5	-	3/4	31-37	
15	12/17 at TEN	[L]	23	9	13	1	10-19	396	82	4.8	193	41	4.7	203	4-30	233	37/	22/	3	2-37.5	2-25	1-1	17	2	1	1	0	0	2/2	-	1/1	44-22	
16	12/24 vs. NE	[L]	12	3	8	1	5-12	339	46	7.4	144	22	6.5	195	1-0	195	23/	17/	0	5-38.8	7-60	2-1	21	3	2	1	0	0	3/3	-	0/1	22-47	
17	12/31 at KC	[L]	24	7	14	3	6-14	397	65	6.1	113	22	5.1	284	3-22	306	40/	23/	1	6-31.8	5-35	0-0	30	4	3	1	0	0	3/3	0-1	1/1	29-22	
Totals			8-8	293	127	147	19	85-217	5,423	989	5.5	2,541	513	5.0	2,882	30-178	3,060	446/	266/	14	73-40.0	97-806	16-9	371	42	23	17	2	0	41/41	0-1	26/32	32-11

JACKSONVILLE JAGUARS 2006 DEFENSE GAME-BY-GAME

Wk.	Date	Opp	FIRST DOWNS			TOT. OFFENSE			RUSHING			PASSING			PUNTS			FUM.			Tot.												
			Tot	Run	Pass	Pen	3 RD	Down	Yards	Plays	Avg.	Yards	Att.	Avg.	Net	Sacks	Gross	Att./	Cmp./	Int.	Avg.	Yards	Pen.	Lost	Pts.	TD	Rn	Ps	Rt	Sfty	PAT	2PT	FGs
1	9/10 vs. DAL	[W]	14	4	9	1	6/15	323	57	5.7	88	22	4.0	235	2-11	246	33/	16/	3	5-53.2	9-93	0-0	17	2	1	1	0	0	2/2	-	1/2	25-48	
2	9/18 vs. PIT	[W]	9	0	7	2	3/13	153	48	3.2	26	14	1.9	127	2-14	141	32/	17/	2	8-44.8	3-25	1-0	0	0	0	0	0	0/0	-	0/0	22-35		
3	9/24 at IND	[L]	14	4	10	0	6/13	272	53	5.1	63	20	3.2	209	2-10	219	31/	14/	0	7-43.3	4-35	0-0	21	3	1	1	1	0	3/3	-	0/0	20-36	
4	10/1 at WAS	[L]	22	11	11	0	7/14	481	70	6.9	152	40	3.8	329	0-0	329	30/	18/	1	5-30.8	4-40	1-1	36	4	1	3	0	0	3/3	-	3/3	36-32	
5	10/8 vs. NYJ	[W]	11	6	3	2	3/14	177	58	3.1	132	34	3.9	45	6-26	71	18/	10/	3	6-40.8	6-59	1-1	0	0	0	0	0	0/0	-	0/0	27-58		
7	10/22 at HOU	[L]	21	10	10	1	5/14	349	69	5.1	131	34	3.9	218	1-6	224	34/	25/	0	5-43.4	3-17	0-0	27	3	1	2	0	0	3/3	-	2/3	33-30	
8	10/29 at PHI	[W]	14	4	9	1	4/14	227	58	3.9	85	20	4.3	142	4-19	161	34/	18/	0	7-44.0	8-50	0-0	6	0	0	0	0	0/0	-	2/2	23-09		
9	11/5 vs. TEN	[W]	14	5	8	1	5/18	262	69	3.8	108	32	3.4	154	1-9	163	36/	15/	3	7-46.7	4-20	1-0	7	1	0	1	0	0	1/1	-	0/0	29-49	
10	11/12 vs. HOU	[L]	21	9	9	3	8/19	306	80	3.8	148	42	3.5	158	3-18	176	35/	17/	0	5-34.2	6-51	1-0	13	1	1	0	0	1/1	-	2/4	37-33		
11	11/20 vs. NYG	[W]	13	3	8	2	4/13	247	56	4.4	25	14	1.8	222	1-8	230	41/	19/	2	6-40.2	5-35	1-1	10	1	0	1	0	0	1/1	-	1/1	19-41	
12	11/26 at BUF	[L]	13	3	8	2	3/10	241	51	4.7	72	23	3.1	169	0-0	169	28/	21/	1	6-44.2	4-55	3-0	27	3	2	0	1	0	3/3	-	2/2	27-50	
13	12/3 at MIA	[W]	20	7	12	1	7/14	309	65	4.8	68	19	3.6	241	4-26	267	42/	27/	2	3-41.0	1-10	0-0	10	1	0	1	0	0	1/1	-	1/2	29-04	
14	12/10 vs. IND	[W]	23	6	15	2	7/16	339	72	4.7	34	20	1.7	305	2-8	313	50/	25/	1	6-32.3	7-71	0-0	17	2	2	0	0	2/2	-	1/1	28-23		
15	12/17 at TEN	[L]	5	2	3	0	0/8	98	34	2.9	41	16	2.6	57	3-28	85	15/	8/	0	5-43.8	4-40	1-0	24	3	0	0	3	0	3/3	-	1/2	15-38	
16	12/24 vs. NE	[L]	22	10	10	2	8/16	359	70	5.1	117	30	3.9	242	1-7	249	39/	28/	0	5-35.0	7-51	0-0	24	3	2	1	0	0	3/3	-	1/2	37-13	
17	12/31 at KC	[L]	23	10	11	2	7/16	395	68	5.8	170	40	4.3	225	3-10	235	25/	16/	2	4-39.5	5-32	2-1	35	5	3	1	1	0	5/5	-	0/0	30-38	
Totals			8-8	259	94	143	22	83-227	4,538	978	4.6	1,460	420	3.5	3,078	35-200	3,278	523/	294/	20	90-41.4	80-684	12-4	274	32	14	12	6	0	31/31	0-1	17/24	27-49

JACKSONVILLE JAGUARS 2005 OFFENSE GAME-BY-GAME

Wk.	Date	Opp	FIRST DOWNS			3 RD	TOT. OFFENSE			RUSHING			PASSING			PUNTS			FUM.			Tot. T.O.P.										
			Tot	Run	Pass		Pen	Down	Yards	Plays	Avg.	Yards	Att.	Avg.	Sacks	Gross	Att./	Cmp./	Int.	Avg.	Yards		Pen.	Lost	Pts.	TD	Rn	Ps	Rt	Sfty	PAT	2PT
1	9/11 vs. SEA	[W]	18	4	13	1	4-13	362	66	5.5	119	31	3.8	243	3-15	258	32/	18/	0	4-44.0	6-31	1-0	26	2	0	2	0	0	2/2	-	4/5	34:11
2	9/18 at IND	[L]	12	4	7	1	6-15	303	59	5.1	128	24	5.3	175	6-23	198	29/	16/	0	7-45.6	7-60	6-0	3	0	0	0	0	0/0	-	1/2	31:20	
3	9/25 at NYJ	[W]	16	8	7	1	10-20	308	73	4.2	139	47	3.0	169	2-8	177	24/	16/	1	6-50.0	9-85	3-2	26	3	1	2	0	0	2/2	-	2/2	40:31
4	10/2 vs. DEN	[L]	13	1	10	2	3-9	241	47	5.1	12	11	1.1	229	2-11	240	34/	20/	2	6-41.8	15-119	3-2	7	1	0	1	0	1/1	-	0/0	21:55	
5	10/9 vs. CIN	[W]	19	8	7	4	2-11	342	61	5.6	181	37	4.9	161	0-0	161	24/	10/	0	5-39.8	10-98	1-1	23	2	0	2	0	0	2/2	-	3/3	29:25
6	10/16 at PIT	[W]	17	6	9	2	7-19	246	73	3.4	93	35	2.7	153	3-24	177	35/	19/	1	9-46.9	10-106	1-0	23	3	1	1	1	0	2/2	-	1/1	36:09
8	10/30 at STL	[L]	16	6	10	0	6-14	427	61	7.0	221	28	7.9	206	2-7	213	31/	18/	1	3-25.7	4-25	1-0	21	3	1	2	0	0	3/3	-	0/2	31:22
9	11/6 vs. HOU	[W]	18	4	12	2	6-12	312	54	5.8	98	27	3.6	214	2-4	218	25/	19/	0	6-37.8	6-45	1-0	21	3	2	1	0	0	3/3	-	0/0	29:04
10	11/13 vs. BAL	[W]	20	8	10	2	5-14	338	66	5.1	133	35	3.8	205	1-6	211	30/	16/	0	5-40.6	5-42	0-0	30	3	1	1	1	0	3/3	-	3/3	34:29
11	11/20 at TEN	[W]	22	5	15	2	10-17	295	70	4.2	49	30	1.6	246	2-12	258	38/	22/	0	6-50.2	3-15	1-1	31	4	1	3	0	0	4/4	-	1/1	31:54
12	11/27 at AZ	[W]	19	8	9	2	8-15	295	61	4.8	162	33	4.9	133	0-0	133	28/	14/	0	4-39.0	11-81	0-0	24	3	2	0	1	0	3/3	-	1/2	31:41
13	12/4 at CLE	[W]	17	7	8	2	5-13	237	59	4.0	122	38	3.8	115	1-1	116	20/	11/	1	4-41.3	5-50	0-0	20	2	0	2	0	0	2/2	-	2/2	29:43
14	12/11 vs. IND	[L]	18	5	12	1	3-11	324	58	5.6	74	23	3.2	250	0-0	250	35/	26/	0	5-38.6	7-65	4-3	18	2	1	1	0	0	1/1	1/1	1/1	26:02
15	12/18 vs. SF	[W]	21	6	13	2	6-17	336	77	4.4	134	35	3.8	202	2-14	216	40/	21/	0	8-39.3	10-84	0-0	10	1	1	0	0	0	1/1	-	1/2	35:40
16	12/24 at HOU	[W]	30	11	14	5	5-11	448	67	6.7	172	33	5.2	276	3-16	292	31/	18/	0	2-49.0	6-50	2-0	38	5	4	1	0	0	5/5	-	1/2	32:18
17	1/1 vs. TEN	[W]	25	6	14	5	7-14	335	69	4.9	122	35	3.5	213	3-21	234	31/	19/	0	3-38.7	7-50	2-1	40	5	3	2	0	0	4/5	-	2/2	34:11
Totals	12-4	301	97	170	34	93-225	5,149	1,021	5.0	1,959	502	3.9	3,190	32-162	3,352	487/	283/	6	83-42.4	121-1006	27-11	361	42	18	21	3	0	38/39	1/1	23/30	31:33	
WC 1/7/05 at NE	[L]	15	1	14	0	1-12	292	62	4.7	87	17	5.1	205	6-42	247	39/	21/	1	5-41.8	8-40	2-1	3	0	0	0	0	0/0	-	1/2	29:34		

JACKSONVILLE JAGUARS 2005 DEFENSE GAME-BY-GAME

Wk.	Date	Opp	FIRST DOWNS			3 RD	TOT. OFFENSE			RUSHING			PASSING			PUNTS			FUM.			Tot. T.O.P.										
			Tot	Run	Pass		Pen	Down	Yards	Plays	Avg.	Yards	Att.	Avg.	Sacks	Gross	Att./	Cmp./	Int.	Avg.	Yards		Pen.	Lost	Pts.	TD	Rn	Ps	Rt	Sfty	PAT	2PT
1	9/11 vs. SEA	[W]	20	5	13	2	3-9	322	58	5.6	97	19	5.1	225	3-21	246	37/	21/	1	5-46.0	5-29	3-3	14	2	0	2	0	0	2/2	-	0/0	25:49
2	9/18 at IND	[L]	18	10	7	1	7-16	268	66	4.1	146	38	3.8	122	0-0	122	28/	13/	2	7-46.1	6-45	0-0	10	1	1	0	0	0	1/1	-	1/1	28:40
3	9/25 at NYJ	[W]	12	4	5	3	3-12	168	51	3.3	89	25	3.6	79	4-16	95	22/	11/	2	7-48.6	6-44	3-1	20	2	1	0	1	0	2/2	-	2/2	25:34
4	10/2 vs. DEN	[L]	24	9	12	3	5-15	306	73	4.2	188	44	4.3	118	3-18	136	26/	19/	0	4-48.5	5-30	0-0	20	2	0	2	0	0	2/2	-	2/4	38:05
5	10/9 vs. CIN	[W]	20	6	12	2	4-13	364	61	6.0	132	26	5.1	232	2-7	239	33/	22/	0	6-36.0	12-94	2-1	20	2	0	2	0	0	2/2	-	2/2	30:35
6	10/16 at PIT	[W]	16	3	7	6	1-12	218	60	3.6	73	30	2.4	145	2-9	154	28/	11/	3	6-31.7	7-80	2-1	17	2	0	1	1	0	2/2	-	1/2	27:27
8	10/30 at STL	[L]	15	7	7	1	4-12	386	56	6.9	200	33	6.1	186	2-14	200	21/	13/	3	5-40.8	9-59	0-0	24	3	0	2	1	0	3/3	-	1/1	28:38
9	11/6 vs. HOU	[W]	17	7	10	0	4-12	279	59	4.7	88	23	3.8	191	6-28	219	30/	22/	0	5-44.0	4-30	5-1	14	2	1	1	0	0	2/2	-	0/0	30:56
10	11/13 vs. BAL	[W]	8	2	5	1	4-14	163	54	3.0	53	17	3.1	110	4-32	142	33/	19/	3	7-44.6	9-86	0-0	3	0	0	0	0	0/0	-	1/1	25:31	
11	11/20 at TEN	[W]	16	4	11	1	5-13	254	54	4.7	63	21	3.0	191	3-17	208	30/	20/	1	8-46.6	11-73	0-0	28	4	1	2	1	0	4/4	-	0/0	28:06
12	11/27 at AZ	[W]	23	2	16	5	3-11	368	65	5.7	67	16	4.2	301	3-14	315	46/	29/	1	4-40.0	11-105	1-1	17	2	0	2	0	0	2/2	-	1/2	28:19
13	12/4 at CLE	[W]	15	4	9	2	4-12	303	57	5.3	98	32	3.1	205	5-21	226	20/	13/	0	6-37.2	7-97	1-0	14	2	0	2	0	0	2/2	-	0/1	30:17
14	12/11 vs. IND	[L]	25	3	19	3	6-14	399	74	5.4	99	34	2.9	300	3-24	324	37/	24/	0	3-46.3	5-47	0-0	26	2	0	2	0	0	2/2	-	4/4	33:58
15	12/18 vs. SF	[W]	11	4	3	4	1-13	217	51	4.3	110	25	4.4	107	2-16	123	24/	8/	1	8-41.9	8-56	1-0	9	0	0	0	0	0/0	-	3/3	24:20	
16	12/24 at HOU	[W]	18	4	13	1	7-13	370	62	6.0	107	29	3.7	263	4-32	295	29/	19/	1	2-32.0	7-40	1-0	20	2	0	2	0	0	2/2	-	2/4	27:42
17	1/1 vs. TEN	[W]	15	5	9	1	6-14	270	62	4.4	99	22	4.5	171	1-8	179	39/	21/	1	5-48.0	18-140	2-1	13	2	0	2	0	0	1/2	-	0/0	25:49
Totals	12-4	273	79	158	36	67-205	4,655	963	4.8	1,709	434	3.9	2,946	47-277	3,223	482/	285/	19	88-42.8	130-1055	21-9	269	30	4	22	4	0	29/30	-	20/27	28:27	
WC 1/7/05 at NE	[L]	17	6	10	1	7-14	307	59	5.2	118	28	4.2	189	4-12	201	27/	15/	0	5-39.2	4-32	4-0	28	4	0	3	1	0	4/4	-	0/0	30:26	

JACKSONVILLE JAGUARS 2004 OFFENSE GAME-BY-GAME

Wk.	Date	Opp	FIRST DOWNS			3 RD			TOT. OFFENSE			RUSHING			PASSING			PUNTS			PEN.			FUM. Tot.			T.O.P.							
			Tot	Run	Pass	Pen	DOWN	Yards	Plays	Avg.	Yards	Att.	Avg.	Net	Sacks	Gross	Att./	Cmp./	Int.	Avg.	Yards	Lost	Pts.	TD	Rn	Ps		Rt	Sfty	PAT	2PT	FGs		
1	9/12	at BUF	[W]	14	4	8	2	2-13	225	61	3.7	83	23	3.6	142	2-5	147	36/	18/	2	6-47.0	9-50	0-0	13	1	0	1	0	0	1-1	-	2-2	26:07	
2	9/19	vs DEN	[W]	8	2	4	2	1-10	176	40	4.4	67	22	3.0	109	2-11	120	16/	8/	0	9-44.1	10-85	1-0	7	1	0	1	0	0	1-1	-	0-0	22:52	
3	9/26	at TEN	[W]	15	7	6	2	3-11	253	51	5.0	136	29	4.7	117	2-7	124	20/	14/	0	7-39.0	9-87	3-0	15	2	1	1	0	0	1-1	1-1	0-0	28:46	
4	10/3	vs IND	[L]	23	5	16	2	8-15	408	73	5.6	97	31	3.1	311	1-7	318	41/	29/	0	1-33.0	5-28	2-1	17	1	0	1	0	0	--	-	1-1	3-4	35:33
5	10/10	at SD	[L]	28	6	19	3	7-14	429	75	5.7	80	18	4.4	349	3-8	357	54/	36/	2	3-38.7	5-33	1-1	21	3	2	1	0	0	3-3	-	0-0	30:02	
6	10/17	vs KC	[W]	19	4	14	1	6-13	378	63	6.0	101	23	4.4	277	4-21	298	36/	24/	0	5-46.0	5-46	0-0	22	3	1	2	0	0	2-2	1-1	0-1	30:00	
7	10/24	at IND	[W]	20	5	15	0	5-11	414	60	6.9	128	27	4.7	286	3-14	300	30/	23/	1	1-36.0	6-48	2-1	27	2	0	2	0	0	1-1	1-1	4-4	34:34	
8	10/31	at HOU	[L]	14	3	10	1	4-12	287	55	5.2	39	12	3.3	248	1-7	255	42/	27/	2	4-47.0	11-80	1-0	6	0	0	0	0	0	--	-	2-3	24:54	
10	11/14	vs DET ot	[W]	22	10	11	1	12-22	415	89	4.7	239	50	4.8	176	3-22	198	36/	19/	0	8-39.6	10-99	0-0	23	3	1	2	0	0	2-2	-	1-1	41:44	
11	11/21	vs TEN	[L]	18	9	8	1	3-13	274	61	4.5	151	32	4.7	123	2-6	129	27/	13/	1	6-40.8	3-22	1-1	15	1	1	0	0	1	1-1	-	2-3	31:32	
12	11/28	at MIN	[L]	18	7	10	1	7-15	379	63	6.0	154	27	5.7	225	2-10	235	34/	19/	0	2-54.0	6-45	3-2	16	1	0	1	0	0	1-1	-	3-3	31:17	
13	12/5	vs PIT	[L]	20	5	11	4	6-14	359	63	5.7	100	34	2.9	259	2-9	268	27/	16/	0	3-47.7	3-25	1-0	16	1	0	1	0	0	1-1	-	3-5	34:37	
14	12/12	vs CH	[W]	22	5	13	4	4-15	332	73	4.5	90	28	3.2	242	0-0	242	45/	25/	1	8-42.6	8-75	1-0	22	2	0	2	0	1	2-2	-	2-2	35:43	
15	12/19	at GB	[W]	19	8	6	5	3-11	312	57	5.5	197	36	5.5	115	1-6	121	20/	9/	0	7-36.6	7-85	3-2	28	4	2	2	0	0	4-4	-	0-0	30:42	
16	12/26	vs HOU	[L]	6	4	2	0	1-10	126	44	2.9	95	20	4.8	31	3-23	54	21/	10/	1	7-45.3	5-45	3-2	0	0	0	0	0	0	0-0	-	0-1	21:02	
17	1/2	at OAK	[W]	13	4	8	1	8-1	242	63	3.8	93	34	2.7	149	1-0	149	28/	15/	1	7-43.6	7-87	1-1	13	1	1	0	0	0	1-1	-	2-2	30:53	
Totals	9-7	279	88	161	30	80-217	5,009	991	5.1	1,850	446	4.2	3,159	32-156	3,315	513/	305/	11	84-42.8	109-940	23-11	261	26	9	17	0	2	21-21	4-4	24-31	30:28			

JACKSONVILLE JAGUARS 2004 DEFENSE GAME-BY-GAME

Wk.	Date	Opp	FIRST DOWNS			3 RD			TOT. OFFENSE			RUSHING			PASSING			PUNTS			PEN.			FUM. Tot.			T.O.P.						
			Tot	Run	Pass	Pen	DOWN	Yards	Plays	Avg.	Yards	Att.	Avg.	Net	Sacks	Gross	Att./	Cmp./	Int.	Avg.	Yards	Lost	Pts.	TD	Rn	Ps		Rt	Sfty	PAT	2PT	FGs	
1	9/12	at BUF	[W]	16	5	10	1	7-14	242	63	3.8	95	36	2.6	147	1-6	153	26/	17/	0	5-44.6	7-78	3-2	10	1	0	1	0	0	1-1	-	1-2	33:53
2	9/19	vs DEN	[W]	20	4	13	3	6-17	356	74	4.8	106	35	3.0	250	0-0	250	39/	23/	0	7-41.4	7-57	3-1	6	0	0	0	0	0	0-0	-	2-3	37:08
3	9/26	at TEN	[W]	13	5	7	1	6-13	249	56	4.4	119	26	4.6	130	3-13	143	27/	16/	1	4-52.3	6-56	2-0	12	1	1	0	0	0	0-1	2-2	31:14	
4	10/3	vs IND	[L]	23	7	14	2	3-8	337	56	6.0	117	27	4.3	220	0-0	220	29/	20/	1	3-48.0	3-26	0-0	24	3	1	2	0	0	3-3	-	1-1	24:27
5	10/10	at SD	[L]	18	8	10	0	9-15	386	62	6.2	176	35	5.0	210	1-1	211	26/	17/	0	4-41.5	4-44	0-0	34	4	2	2	0	0	4-4	-	2-2	29:58
6	10/17	vs KC	[W]	19	3	15	1	6-13	350	60	5.8	77	21	3.7	273	6-42	315	33/	23/	1	5-42.4	5-30	3-0	16	2	0	2	0	0	1-2	-	1-2	30:00
7	10/24	at IND	[W]	23	5	17	1	6-10	446	59	7.6	87	18	4.8	359	1-9	368	40/	27/	0	3-48.0	12-62	2-2	24	3	0	3	0	0	3-3	-	1-1	25:26
8	10/31	at HOU	[L]	24	6	15	3	4-13	369	67	5.5	93	32	2.9	276	0-0	276	35/	26/	0	4-38.8	8-75	2-2	20	2	0	1	1	0	2-2	-	2-2	35:06
10	11/14	vs DET ot	[W]	10	4	3	3	2-14	190	54	3.5	81	19	4.3	109	2-12	121	33/	11/	1	6-44.2	8-45	0-0	17	2	0	0	2	0	2-2	-	1-2	23:44
11	11/21	vs TEN	[L]	14	4	10	0	4-13	295	60	4.9	103	27	3.8	192	3-17	209	30/	18/	2	5-43.2	4-49	1-0	18	2	1	1	0	0	1-1	1-1	1-1	28:28
12	11/28	at MIN	[L]	27	7	14	3	6-10	330	61	5.4	112	30	3.7	218	4-17	235	27/	19/	1	2-49.0	4-35	1-1	27	3	1	1	1	0	3-3	-	2-2	28:43
13	12/5	vs PIT	[L]	15	5	9	1	5-10	316	45	7.0	120	25	4.8	196	3-25	221	17/	14/	0	5-46.4	11-82	2-0	17	2	0	2	0	0	2-2	-	1-1	25:23
14	12/12	vs CH	[W]	10	0	9	1	2-12	210	52	4.0	31	14	2.2	179	5-33	212	33/	17/	1	7-48.3	13-104	2-1	3	0	0	0	0	0	0-0	-	1-2	24:17
15	12/19	at GB	[W]	26	2	21	3	6-11	444	67	6.6	94	21	4.5	350	2-17	367	44/	30/	3	3-38.0	12-101	4-2	25	3	0	2	1	0	2-2	1-1	1-2	29:18
16	12/26	vs HOU	[L]	19	11	8	0	7-15	333	67	5.0	219	44	4.9	114	4-17	131	19/	13/	2	5-44.2	6-50	2-0	21	3	1	1	1	0	3-3	-	0-1	38:58
17	1/2	at OAK	[W]	16	7	6	3	5-17	281	69	4.1	147	28	5.3	134	2-8	142	39/	15/	3	6-39.7	8-72	3-1	6	0	0	0	0	0	0-0	-	2-2	29:07
Totals	9-7	290	83	181	26	84-205	5,134	972	5.3	1,777	438	4.1	3,357	37-217	3,574	497/	306/	16	74-44.1	118-966	30-12	280	31	7	18	6	0	27-28	2-3	21-28	29:32		

JACKSONVILLE JAGUARS 2003 OFFENSE GAME-BY-GAME

Wk.	Date	Opp	FIRST DOWNS			3 RD	TOT. OFFENSE			RUSHING			PASSING			PUNTS			FUM.	Tot.													
			Tot	Run	Pass		Pen	DOWN	Yards	Plays	Avg.	Yards	Att.	Avg.	Net	Sacks	Gross	Att./			Cmp./	Int.	Avg.	Yards	Pen.	Lost	Pts.	TD	Rn	Ps	Rt	Sfty	PAT
1	9/7	at CAR	[L]	17	4	11	2	4-13	331	59	5.6	75	28	2.7	256	4-16	272	27/	23/	0	8-40.9	8-82	1-1	23	3	1	2	0	0	2-2	0-1	1-2	33:23
2	9/14	vs. BUF	[L]	20	7	12	1	4-14	287	65	4.4	95	22	4.3	192	3-22	214	40/	26/	0	4-44.3	8-97	0-0	17	2	1	1	0	0	2-2	-	1-2	28:50
3	9/21	at IND	[L]	15	7	7	1	5-15	266	55	4.8	152	25	6.1	114	2-8	122	28/	16/	0	4-38.8	7-38	2-1	13	1	0	1	0	0	1-1	-	2-4	23:48
4	9/28	at HOU	[L]	15	4	9	2	2-11	342	59	5.8	79	22	3.6	263	0-0	263	37/	18/	3	4-43.5	9-48	3-2	20	2	1	1	0	0	2-2	-	2-2	24:46
5	10/5	vs. SD	[W]	21	7	14	0	6-14	436	68	6.4	123	37	3.3	313	3-23	336	28/	19/	0	4-42.0	8-89	2-1	27	3	1	2	0	0	3-3	-	2-2	33:13
6	10/12	vs. MIA	[L]	22	7	11	4	8-17	332	76	4.4	88	30	2.9	244	4-12	256	42/	24/	3	1-42.0	7-50	5-2	10	1	1	0	0	0	1-1	-	1-2	32:54
8	10/26	vs. TEN	[L]	15	3	12	0	5-10	293	52	5.6	54	11	4.9	239	2-5	244	39/	24/	2	3-47.0	5-45	1-1	17	2	0	2	0	0	2-2	-	1-1	20:46
9	11/2	at BAL	[L]	20	6	13	1	3-14	320	71	4.5	134	33	4.1	186	4-22	208	34/	22/	1	7-44.1	7-52	4-2	17	2	0	1	1	0	2-2	-	1-1	34:53
10	11/9	vs. IND	[W]	20	10	8	2	9-14	353	62	5.7	174	38	4.6	174	0-0	174	24/	12/	1	4-36.0	7-47	1-1	28	4	3	1	0	0	4-4	-	0-0	31:39
11	11/16	at TEN	[L]	16	8	8	0	2-13	271	62	4.4	126	30	4.2	145	1-6	151	31/	15/	2	6-41.3	3-15	1-0	3	0	0	0	0	0	0-0	-	1-2	30:28
12	11/23	at NYJ	[L]	20	9	9	2	4-14	330	71	4.6	158	37	4.3	172	1-0	172	33/	17/	1	4-38.3	3-37	1-1	10	1	1	0	0	0	1-1	-	1-2	32:30
13	11/30	vs. TB	[W]	21	8	11	2	4-12	359	69	5.2	135	35	3.9	224	0-0	224	34/	20/	0	3-43.3	5-48	2-1	17	2	0	2	0	0	2-2	-	1-3	31:30
14	12/7	vs. HOU	[W]	23	11	8	4	7-17	390	70	5.6	208	40	5.2	182	1-12	194	29/	18/	0	6-41.0	7-70	1-0	27	3	2	1	0	0	3-3	-	2-3	35:46
15	12/14	at NE	[L]	17	5	12	0	6-14	354	61	5.8	72	20	3.6	282	1-6	288	40/	21/	2	5-43.2	8-60	2-0	13	1	0	1	0	0	1-1	-	2-3	32:41
16	12/21	vs. NO	[W]	22	11	8	3	6-13	374	63	5.9	243	45	5.4	131	1-0	131	17/	9/	2	2-34.5	7-69	0-0	20	2	1	1	0	0	2-2	-	2-3	32:03
17	12/28	at ATL	[L]	21	11	10	0	5-13	320	61	5.2	157	28	5.6	163	1-4	167	32/	19/	0	4-38.5	9-48	1-1	14	2	1	1	0	0	2-2	-	0-1	28:38
Totals	5-11	305	118	163	24	80-216	5,358	1,024	5.2	2,073	481	4.3	3,285	28-136	3,421	515/	303/	17	69-41.3	108-895	27-14	276	31	13	17	1	0	30-30	0-1	20-33	30-09		

JACKSONVILLE JAGUARS 2003 DEFENSE GAME-BY-GAME

Wk.	Date	Opp	FIRST DOWNS			3 RD	TOT. OFFENSE			RUSHING			PASSING			PUNTS			FUM.	Tot.													
			Tot	Run	Pass		Pen	DOWN	Yards	Plays	Avg.	Yards	Att.	Avg.	Net	Sacks	Gross	Att./			Cmp./	Int.	Avg.	Yards	Pen.	Lost	Pts.	TD	Rn	Ps	Rt	Sfty	PAT
1	9/7	at CAR	[L]	17	7	9	1	4-14	242	61	4.0	122	26	4.7	120	5-21	141	30/	16/	2	7-40.7	9-83	4-0	24	3	0	3	0	1	1-1	0-2	1-1	26:37
2	9/14	vs. BUF	[L]	20	6	12	2	8-14	371	59	6.3	43	32	1.3	328	0-0	328	27/	20/	0	2-48.5	6-55	2-0	38	5	3	2	0	0	5-5	-	1-1	31:10
3	9/21	at IND	[L]	17	6	11	0	7-14	289	63	4.6	73	30	2.4	216	0-0	216	33/	21/	1	3-42.0	4-20	0-0	23	2	0	2	0	0	2-2	-	3-3	36:12
4	9/28	at HOU	[L]	21	7	12	2	7-16	339	75	4.5	110	37	3.0	229	1-5	234	37/	23/	2	4-34.8	4-43	4-2	24	3	2	1	0	0	3-3	-	1-2	35:14
5	10/5	vs. SD	[W]	21	4	14	3	5-11	346	58	6.0	69	13	5.3	277	4-19	296	41/	24/	0	6-40.3	10-61	3-2	21	3	0	3	0	0	3-3	-	0-0	26:47
6	10/12	vs. MIA	[L]	16	6	9	1	4-10	234	52	4.5	91	24	3.8	143	1-4	147	27/	14/	1	5-44.2	11-149	2-1	24	3	1	0	2	0	3-3	-	1-1	27:06
8	10/26	vs. TEN	[L]	23	11	11	1	8-14	320	65	4.9	133	38	3.5	187	0-0	187	27/	21/	1	3-49.7	8-49	0-0	30	3	2	1	0	0	3-3	-	3-3	39:14
9	11/2	at BAL	[L]	9	4	5	0	6-15	259	53	4.9	103	30	3.4	156	0-0	156	23/	10/	1	5-46.8	7-40	1-1	24	2	1	1	0	0	1-1	1-1	3-3	25:07
10	11/9	vs. IND	[W]	20	2	16	2	6-15	394	66	6.0	47	21	2.2	347	0-0	347	45/	28/	2	4-34.8	7-38	1-0	23	2	0	2	0	0	2-2	-	3-3	28:21
11	11/16	at TEN	[L]	13	5	8	0	7-15	246	60	4.1	96	32	3.0	150	2-16	166	26/	13/	1	4-43.5	2-12	2-2	10	1	0	1	0	0	1-1	-	1-2	29:32
12	11/23	at NYJ	[L]	17	1	15	1	4-13	282	62	4.5	61	21	2.9	221	2-15	236	39/	25/	1	6-39.0	6-45	0-0	13	1	0	1	0	0	1-1	-	2-2	27:30
13	11/30	vs. TB	[W]	16	6	9	1	2-12	221	59	3.7	77	19	4.1	144	2-12	156	38/	21/	1	5-36.6	7-80	0-0	10	1	1	0	0	0	1-1	-	1-2	28:30
14	12/7	vs. HOU	[W]	7	2	4	1	1-12	124	49	2.5	70	23	3.0	54	3-17	71	23/	11/	1	10-41.9	10-86	3-2	0	0	0	0	0	0-0	-	0-0	24:14	
15	12/14	at NE	[L]	18	6	12	0	8-16	296	68	4.4	84	32	2.6	212	2-16	228	34/	22/	0	4-40.3	4-55	1-1	27	3	2	1	0	0	3-3	-	2-2	27:19
16	12/21	vs. NO	[W]	20	0	16	4	6-13	350	64	5.5	61	25	2.4	289	1-7	296	38/	22/	0	3-36.0	4-30	2-1	19	2	0	2	0	0	1-2	-	2-2	27:57
17	12/28	at ATL	[L]	21	11	9	1	9-14	344	62	5.5	166	39	4.3	178	1-2	180	22/	12/	1	4-41.5	4-35	1-0	21	3	1	2	0	0	3-3	-	0-0	31:22
Totals	5-11	276	84	172	20	92-218	4,657	976	4.8	1,406	442	3.2	3,251	24-134	3,385	510/	303/	15	75-41.0	103-881	26-12	331	37	13	22	2	1	33-34	1-3	24-27	29:51		

JACKSONVILLE JAGUARS 2002 OFFENSE GAME-BY-GAME

Wk.	Date	Opp	FIRST DOWNS			3 RD			TOT. OFFENSE			RUSHING			PASSING			PUNTS			PEN.			FUM.			Tot.				
			Tot	Run	Pass	Pen	DOWN	Yards	Plays	Avg.	Yards	Att.	Avg.	Net	Sacks	Gross	Att./	Cmp./	Int.	Avg.	Yards	Lost	Pts.	TD	Rn	Ps	Rt	Sfty	PAT	2PT	FGs
1	9/ 8	vs. IND	[L]	19	8	11	0	8-16	343	69	5.0	118	32	3.7	225	1-3	228	36/ 22/ 1	3-52.0	5-40	3-1	25	3	1	2	0	0	2/2	1/1	1/2	32:33
2	9/15	at KC	[W]	19	5	14	0	7-15	450	65	6.9	130	29	4.5	320	0-0	320	36/ 25/ 0	4-40.5	5-45	1-1	23	3	1	2	0	0	2/2	0/1	1/2	31:44
4	9/29	vs. NYJ	[W]	20	12	8	0	4-10	383	57	6.7	223	40	5.6	160	2-13	173	15/ 10/ 0	5-53.2	3-15	0-0	28	4	4	0	0	0	4/4	-	0/1	33:26
5	10/6	vs. PHI	[W]	16	4	10	2	2-11	267	51	5.2	70	27	2.6	197	1-0	197	23/ 13/ 0	5-44.6	4-21	0-0	28	3	1	1	1	0	2/2	1/1	2/2	25:02
6	10/13	at TEN	[L]	13	7	4	2	4-9	198	42	4.7	130	26	5.0	68	3-16	84	13/ 7/ 2	4-49.5	4-22	0-0	14	2	2	0	0	0	2/2	-	0/0	22:17
7	10/20	at BAL	[L]	22	8	14	0	6-16	397	78	5.1	173	30	5.8	224	2-7	231	46/ 24/ 3	4-38.3	5-30	1-0	10	1	1	0	0	0	1/1	-	1/2	32:01
8	10/27	vs. HOU	[L]	18	7	9	2	6-17	290	71	4.1	126	32	3.9	164	5-38	202	34/ 16/ 0	8-44.1	5-50	0-0	19	2	1	1	0	1	2/2	-	1/3	33:39
9	11/ 3	at NYG	[L]	16	6	9	1	5-14	329	60	5.5	126	20	6.3	203	2-27	230	38/ 23/ 0	3-36.0	8-63	1-1	17	2	0	2	0	0	2/2	-	1/1	26:56
10	11/10	vs. WAS	[W]	18	7	10	1	6-15	309	64	4.8	142	32	4.4	167	3-27	194	29/ 19/ 0	5-48.2	8-55	1-0	26	2	2	0	0	0	2/2	-	4/4	33:43
11	11/17	at HOU	[W]	16	5	11	0	4-12	321	58	5.5	122	28	4.4	199	5-25	224	25/ 15/ 1	6-43.0	7-62	1-0	24	3	1	2	0	0	3/3	-	1/2	28:52
12	11/24	at DAL	[L]	19	5	14	0	5-14	326	68	4.8	132	26	5.1	194	2-8	202	40/ 22/ 1	6-44.5	11-79	2-2	19	2	1	1	0	1	2/2	-	1/2	27:52
13	12/ 1	vs. PIT	[L]	13	4	7	2	3-11	226	47	4.8	102	21	4.9	124	3-22	146	23/ 12/ 0	6-41.7	0-0	0-0	23	3	1	2	0	0	2/2	0/1	1/1	21:19
14	12/ 8	vs. CLE	[L]	13	7	4	2	2-11	211	48	4.4	157	31	5.1	54	3-19	73	14/ 10/ 0	7-46.6	5-51	1-0	20	2	1	1	0	0	2/2	-	2/2	25:04
15	12/15	at CIN	[W]	20	6	13	1	3-12	321	61	5.3	109	30	3.6	212	3-11	223	28/ 19/ 0	5-42.0	5-54	0-0	29	4	1	3	0	0	3/3	1/1	0/0	30:01
16	12/22	vs. TEN	[L]	13	4	9	0	0-11	214	58	3.7	75	18	4.2	139	4-18	157	36/ 18/ 1	7-41.4	8-51	0-0	10	1	0	1	0	0	1/1	-	1/1	24:21
17	12/29	at IND	[L]	20	10	9	1	6-13	266	62	4.3	154	33	4.7	112	3-23	135	26/ 13/ 0	3-40.7	6-47	1-1	13	1	1	0	0	0	1/1	-	2/2	29:29
Totals	6-10	275	105	156	14	71-207	4,851	959	5.1	2,089	455	4.6	2,762	42-257	3,019	462/ 268/ 9	81-44.2	89-685	6-Dec	328	38	19	18	1	2	33/33	3/5	19/27	28:39		

JACKSONVILLE JAGUARS 2002 DEFENSE GAME-BY-GAME

Wk.	Date	Opp	FIRST DOWNS			3 RD			TOT. OFFENSE			RUSHING			PASSING			PUNTS			PEN.			FUM.			Tot.				
			Tot	Run	Pass	Pen	DOWN	Yards	Plays	Avg.	Yards	Att.	Avg.	Net	Sacks	Gross	Att./	Cmp./	Int.	Avg.	Yards	Lost	Pts.	TD	Rn	Ps	Rt	Sfty	PAT	2PT	FGs
1	9/ 8	vs. IND	[L]	18	5	13	0	9-14	307	60	5.1	104	28	3.7	203	1-8	211	31/ 19/ 0	3-47.3	2-14	2-2	28	4	0	3	1	0	4/4	-	0/1	27:27
2	9/15	at KC	[W]	18	7	11	0	6-13	336	61	5.5	140	28	5.0	196	1-3	199	32/ 16/ 2	4-43.5	5-48	0-0	16	1	0	1	0	0	1/1	-	3/3	28:16
4	9/29	vs. NYJ	[W]	18	2	15	1	5-13	345	63	5.5	78	22	3.5	267	2-14	281	39/ 21/ 2	3-48.3	4-25	4-2	3	0	0	0	0	0	0/0	-	1/1	26:34
5	10/6	vs. PHI	[W]	28	12	15	1	7-17	406	83	4.9	199	30	6.6	207	5-23	230	48/ 28/ 0	5-39.4	10-75	0-0	25	3	1	2	0	0	2/2	1/1	1/1	34:58
6	10/13	at TEN	[L]	25	10	14	1	10-17	370	77	4.8	152	40	3.8	218	1-8	226	36/ 26/ 0	1-30.0	5-55	2-1	23	2	1	1	0	0	2/2	-	3/4	37:43
7	10/20	at BAL	[L]	16	6	9	1	6-14	261	62	4.2	118	32	3.7	143	2-9	152	28/ 14/ 0	6-35.7	4-30	2-2	17	2	0	2	0	0	2/2	-	1/2	27:59
8	10/27	vs. HOU	[L]	12	3	7	2	3-13	242	53	4.6	81	31	2.6	161	4-23	184	18/ 11/ 0	7-37.6	9-60	2-1	21	2	1	1	0	0	1/1	1/1	2/3	26:21
9	11/ 3	at NYG	[L]	26	10	13	3	5-12	394	66	6.0	177	35	5.1	217	3-11	228	28/ 20/ 0	3-38.0	7-59	1-1	24	3	2	1	0	0	3/3	-	1/3	33:04
10	11/10	vs. WAS	[W]	23	3	16	4	3-12	307	69	4.4	68	16	4.3	239	2-17	256	51/ 27/ 3	5-31.4	6-49	1-0	7	1	0	1	0	0	1/1	-	0/1	26:17
11	11/17	at HOU	[W]	18	6	10	2	2-11	272	62	4.4	78	28	2.8	194	4-34	228	30/ 22/ 1	6-34.7	5-40	2-1	21	3	2	1	0	0	3/3	-	0/0	31:08
12	11/24	at DAL	[L]	21	7	12	2	2-9	405	58	7.0	118	31	3.8	287	3-14	301	24/ 16/ 2	5-38.8	10-75	2-1	21	3	1	2	0	0	3/3	-	0/1	32:08
13	12/ 1	vs. PIT	[L]	23	13	10	0	2-11	403	69	5.8	219	40	5.5	184	2-17	201	27/ 17/ 1	1-53.0	4-25	0-0	25	1	1	0	0	0	1/1	-	6/6	38:41
14	12/ 8	vs. CLE	[L]	21	8	11	2	7-15	417	71	5.9	173	33	5.2	244	3-20	264	35/ 21/ 2	5-39.8	10-68	0-0	21	3	1	2	0	0	3/3	-	0/2	34:56
15	12/15	at CIN	[W]	19	5	12	2	7-17	300	69	4.3	65	24	2.7	235	3-23	258	42/ 22/ 1	2-41.0	5-29	1-1	15	1	1	0	0	0	0/0	0/1	3/3	29:59
16	12/22	vs. TEN	[L]	20	8	11	1	4-11	298	62	4.8	175	40	4.4	123	0-0	123	22/ 14/ 0	6-39.7	4-30	0-0	28	4	2	1	1	0	4/4	-	0/1	35:39
17	12/29	at IND	[L]	18	7	9	2	5-13	272	57	4.8	126	29	4.3	146	0-0	146	28/ 20/ 0	3-36.0	6-35	1-1	20	2	1	1	0	0	2/2	-	2/2	30:31
Totals	6-10	324	112	188	24	83-212	5,335	1,042	5.1	2,071	487	4.3	3,264	36-224	3,488	519/ 314/ 14	65-38.7	96-717	20-13	315	35	14	19	2	0	32/32	2/3	23/34	31:21		

JACKSONVILLE JAGUARS 2001 OFFENSE GAME-BY-GAME

Wk.	Date	Opp	FIRST DOWNS			TOT. OFFENSE			RUSHING			PASSING			PUNTS			FUM.			Tot.											
			Tot	Run	Pass	Pen	Down	Yards	Plays	Avg.	Yards	Att.	Avg.	Net	Sacks	Gross	Att./	Cmp./	Int.	Avg.		Yards	Pen.	Lost	Pts.	TD	Rn	Ps	Rt	Sfty	PAT	2PT
1	9/9	vs PIT	16	6	9	1	4/12	299	5.3	101	29	3.5	198	1-0	198	26/	15/	0	6-45.7	4-31	2-20	21	3	0	3	0	0	0	3/3	-	0/1	28:50
2	9/23	vs TEN	16	4	10	2	2/12	329	5.5	119	30	4.0	210	3-25	235	27/	17/	0	5-48.0	3-20	4-2	13	1	1	0	0	0	1/1	-	2/3	30:13	
3	9/30	vs CLE	14	5	8	1	4/12	259	4.5	98	19	5.2	161	2-9	170	37/	19/	2	6-47.8	8-63	2-0	14	2	0	1	1	0	2/2	-	0/1	24:20	
4	10/7	at SEA	18	3	14	1	4/14	256	4.1	57	21	2.7	199	3-34	233	39/	21/	0	4-44.5	4-24	3-2	15	1	0	1	0	0	-	0/1	3/4	26:54	
6	10/18	vs BUF	14	6	7	1	3/10	247	4.8	115	21	5.5	132	4-18	150	26/	16/	2	5-45.0	3-35	2-0	10	1	0	1	0	0	1/1	-	1/1	24:26	
7	10/28	at BAL	19	4	12	3	3/10	365	6.6	81	15	5.4	284	3-22	306	37/	25/	0	3-43.3	10-70	1-1	17	2	0	2	0	0	2/2	-	1/1	26:16	
8	11/4	at TEN	20	5	13	2	3/9	309	5.7	70	17	4.1	239	5-22	261	32/	21/	1	5-44.2	3-14	2-0	24	3	2	1	0	0	3/3	-	1/1	22:12	
9	11/11	vs CIN	21	9	10	2	3/11	261	4.4	97	25	3.9	164	3-25	189	32/	20/	0	8-44.9	6-32	1-0	30	4	2	2	0	1	4/4	-	0/0	28:08	
10	11/18	at PIT	14	1	10	3	3/11	234	4.5	48	16	3.0	186	5-39	225	31/	17/	0	7-46.6	7-35	4-3	7	1	0	0	1	0	1/1	-	0/1	25:09	
11	11/25	vs BAL	19	4	14	1	4/12	305	6.1	50	75	3.9	230	4-29	259	38/	23/	0	7-40.4	9-58	1-0	21	3	2	0	1	0	3/3	-	0/1	26:26	
12	12/3	vs GB	20	2	16	2	5/15	348	7.3	4.8	62	2.3	2.7	286	5-25	311	45/	26/	2	6-40.8	13-111	2-2	21	2	0	1	1	0	1/1	1/1	2/3	30:53
13	12/9	at CIN	17	2	14	1	8/16	255	3.9	62	25	2.5	193	8-49	242	32/	23/	1	7-39.6	7-40	1-0	14	2	0	2	0	0	2/2	-	0/1	31:06	
14	12/16	at CLE	19	8	10	1	8/18	282	7.6	3.7	128	3.3	3.9	154	8-48	202	35/	20/	2	3-44.3	9-85	2-1	15	1	0	1	0	0	0/1	-	3/3	37:13
15	12/23	at MIN	23	12	11	0	9/14	423	6.8	214	37	5.8	209	1-8	217	24/	17/	0	1-53.0	3-34	0-0	33	3	2	1	0	0	3/3	-	4/4	34:08	
16	12/30	vs KC	22	9	12	1	3/11	431	6.4	182	26	7.0	249	4-34	283	37/	22/	1	4-42.8	5-44	2-2	26	3	2	1	0	1	3/3	-	1/2	27:20	
17	1/6	at CHI	17	5	11	1	4/11	237	5.6	4.2	91	1.6	5.7	146	4-43	189	36/	19/	3	5-35.0	3-14	0-0	13	2	0	2	0	0	1/2	-	0/1	24:47
Totals			6-10	289	85	181	23	70/198	4,840	5.0	1,600	372	4.3	3,240	63-430	3670	534/	321/	14	82-43.6	97-710	29-13	294	34	11	20	3	2	30/32	1/2	18/28	28:01

JACKSONVILLE JAGUARS 2001 DEFENSE GAME-BY-GAME

Wk.	Date	Opp	FIRST DOWNS			TOT. OFFENSE			RUSHING			PASSING			PUNTS			FUM.			Tot.											
			Tot	Run	Pass	Pen	Down	Yards	Plays	Avg.	Yards	Att.	Avg.	Net	Sacks	Gross	Att./	Cmp./	Int.	Avg.		Yards	Pen.	Lost	Pts.	TD	Rn	Ps	Rt	Sfty	PAT	2PT
1	9/9	vs PIT	15	5	9	1	6/16	281	4.1	120	28	4.3	161	3-20	181	37/	21/	2	5-35.4	4-29	5-2	3	0	0	0	0	0	0/0	-	1/1	31:10	
2	9/23	vs TEN	13	5	7	1	1/14	264	4.3	87	22	4.0	177	4-38	215	36/	21/	0	6-47.0	6-65	0-0	6	0	0	0	0	0	0/0	-	2/3	29:47	
3	9/30	vs CLE	19	6	13	0	9/16	321	7.3	4.4	95	3.6	2.6	226	3-23	249	34/	24/	1	5-38.4	5-47	2-2	23	2	1	0	1	0	2/2	-	3/3	35:40
4	10/7	at SEA	21	9	11	1	4/12	395	6.1	6.5	185	3.6	5.1	210	2-9	219	23/	15/	1	6-39.2	7-60	1-1	24	3	2	1	0	0	3/3	-	1/2	33:06
6	10/18	vs BUF	19	5	12	2	6/14	317	6.7	98	35	2.8	219	2-19	238	30/	23/	0	4-37.0	5-31	0-0	13	1	0	1	0	0	1/1	-	2/4	35:34	
7	10/28	at BAL	23	7	15	1	6/13	305	6.8	4.5	114	3.2	3.6	191	5-31	222	31/	23/	1	5-32.4	4-34	2-0	18	2	1	1	0	0	0/0	0/2	2/2	33:44
8	11/4	at TEN	27	10	16	1	9/15	362	7.1	5.1	146	3.3	4.4	216	4-25	241	34/	27/	0	4-57.5	8-48	0-0	28	4	2	2	0	0	4/4	-	0/2	37:48
9	11/11	vs CIN	18	2	16	0	9/19	352	7.5	4.7	73	2.3	3.2	279	4-24	303	48/	28/	1	7-46.7	10-107	3-0	13	1	1	0	0	1/1	-	2/2	31:52	
10	11/18	at PIT	20	7	13	0	6/15	402	6.9	5.8	145	3.4	4.3	257	2-9	266	33/	21/	0	8-45.9	9-65	0-0	20	2	1	1	0	0	2/2	-	2/2	34:51
11	11/25	vs BAL	24	6	17	1	8/15	361	7.4	4.9	115	4.2	2.7	246	2-13	259	30/	21/	1	5-37.4	6-39	4-1	24	3	2	1	0	0	3/3	-	1/2	33:34
12	12/3	vs GB	20	3	13	4	3/13	389	6.4	6.1	37	2.1	1.8	352	1-10	362	42/	24/	0	7-46.9	9-81	2-1	28	4	1	3	0	0	4/4	-	0/2	29:07
13	12/9	at CIN	12	3	9	0	3/13	200	5.8	3.4	60	2.7	2.2	140	1-7	147	30/	16/	1	6-35.5	7-54	0-0	10	1	1	0	0	1/1	-	1/1	28:54	
14	12/16	at CLE	11	3	8	0	3/11	220	4.8	4.6	47	1.5	3.1	173	3-11	184	30/	21/	1	3-27.3	5-72	2-1	10	1	0	0	0	1/1	-	1/1	22:47	
15	12/23	at MIN	16	3	11	2	4/14	214	6.0	3.6	28	1.4	2.0	186	4-32	218	42/	24/	1	6-35.0	3-33	2-1	3	0	0	0	0	0/0	-	1/1	25:52	
16	12/30	vs KC	23	5	15	3	4/11	365	6.8	5.4	92	3.1	3.0	273	2-21	294	35/	26/	2	3-40.3	5-55	4-2	30	3	1	2	0	0	3/3	-	3/3	32:40
17	1/6	at CHI	19	10	8	1	6/16	322	7.0	4.6	169	4.0	4.2	153	1-6	159	29/	19/	0	3-32.7	3-14	1-1	33	3	2	1	0	0	3/3	-	4/4	35:13
Totals			6-10	300	89	193	18	87/227	5,070	4.8	1,611	469	3.4	3,459	43-298	757	544/	354/	12	83-40.5	96-834	28-12	286	30	15	13	2	0	28/28	0/2	26/35	31:59

JACKSONVILLE JAGUARS 2000 OFFENSE GAME-BY-GAME

Wk.	Date	Opp	FIRST DOWNS			3 RD	TOT. OFFENSE		RUSHING			PASSING			PUNTS		FUM.	Tot.	FUM.	Tot.	2PT	FGs	T.O.P.									
			Tot	Run	Pass		Pen	DOWN	Yards	Plays	Avg.	Yards	Att.	Cmp./	Int.	Avg.								Yards	Pen.	Lost	Pts.	TD	Rn	Ps	Rt	Sfty
1	9/3	at CLE	[W]	28	9	19	0	10/16	398	78	5.1	119	40	3.0	279	4-22	301	34/24	0	3-39.0	1-5	1-0	27	3	2	1	0	0	3/3	-	2/2	37:10
2	9/10	at BAL	[L]	22	3	15	4	5/14	421	75	5.6	46	21	2.2	375	4-11	386	50/28	2	3-38.0	10-60	4-2	36	3	0	3	0	0	3/3	-	5/5	31:23
3	9/17	vs CIN	[W]	15	4	9	2	4/16	241	65	3.7	84	29	2.9	157	4-19	176	32/20	1	7-42.3	7-76	0-0	13	1	0	1	0	0	1/1	-	2/3	31:29
4	9/25	at IND	[L]	18	5	12	1	5/14	286	65	4.4	97	24	4.0	189	5-40	229	36/21	2	9-43.2	4-40	1-0	14	2	0	2	0	0	2/2	-	0/0	27:38
5	10/1	vs PIT	[L]	17	1	16	0	5/15	206	68	3.0	26	16	1.6	180	7-45	225	45/23	1	4-50.0	10-75	1-1	13	1	0	1	0	0	1/1	-	2/2	24:50
6	10/8	vs BAL	[L]	22	5	16	1	8/15	348	73	4.8	95	27	3.5	253	3-7	260	43/29	3	5-38.0	6-34	8-3	10	1	1	0	0	0	1/1	-	1/2	31:48
7	10/16	at TEN	[L]	13	4	7	2	4/14	304	58	5.2	143	26	5.5	161	5-35	196	27/18	0	5-44.6	5-40	2-2	13	1	1	0	0	0	1/1	-	2/2	26:53
8	10/22	vs WAS	[L]	21	7	13	1	8/17	385	74	5.2	146	26	5.6	239	6-32	271	42/21	2	5-48.0	5-42	3-2	16	1	0	1	0	0	1/1	-	3/3	32:18
9	10/29	at DAL	[W]	18	8	9	1	7/15	392	62	6.3	161	38	4.2	231	0-0	231	24/20	0	5-43.6	8-50	0-0	23	3	0	3	0	0	2/2	-	1/2	33:36
11	11/12	vs SEA	[L]	24	8	15	1	6/12	437	64	6.8	122	26	4.7	315	5-25	340	33/24	0	4-42.5	7-55	2-1	21	3	2	1	0	0	3/3	-	0/0	30:48
12	11/19	at PIT	[W]	20	11	9	0	6/14	417	70	6.0	240	36	6.7	177	3-13	190	31/17	1	5-42.8	8-55	1-1	34	4	3	1	0	0	4/4	-	2/2	34:20
13	11/26	vs TEN	[W]	16	5	11	0	6/14	334	56	6.0	111	28	4.0	223	3-14	237	25/15	2	3-53.7	4-25	0-0	16	1	0	1	0	0	1/1	-	3/3	29:19
14	12/3	vs CLE	[W]	28	15	11	2	10/18	449	82	5.5	244	47	5.2	205	2-13	218	33/16	0	5-39.2	9-59	0-0	48	6	5	1	0	0	6/6	-	2/2	37:11
15	12/10	vs ARZ	[W]	25	14	10	1	5/12	469	66	7.1	214	45	4.8	255	0-0	255	21/15	0	1-55.0	2-15	0-0	44	5	2	3	0	0	5/5	-	3/3	34:56
16	12/17	at CIN	[L]	17	8	9	0	6/15	276	63	4.4	114	34	3.4	162	1-8	170	28/19	0	8-28.9	6-47	3-1	14	2	1	1	0	0	2/2	-	0/1	37:15
17	12/23	at NYG	[L]	14	2	12	0	5/14	327	61	5.4	70	18	3.9	257	2-5	262	41/23	1	7-42.4	3-25	1-1	25	3	1	2	0	0	2/2	1/1	1/1	25:39
Totals	7-9	318	109	193	16	100/235	5,690	1,080	5.3	2,032	481	4.2	3,658	54-289	3,947	545/333/15	79-41.9	95-703	27-14	367	40	18	22	0	0	38/38	0	38/38	1/1	29/33	31:32	

JACKSONVILLE JAGUARS 2000 DEFENSE GAME-BY-GAME

Wk.	Date	Opp	FIRST DOWNS			3 RD	TOT. OFFENSE		RUSHING			PASSING			PUNTS		FUM.	Tot.	FUM.	Tot.	2PT	FGs	T.O.P.									
			Tot	Run	Pass		Pen	DOWN	Yards	Plays	Avg.	Yards	Att.	Cmp./	Int.	Avg.								Yards	Pen.	Lost	Pts.	TD	Rn	Ps	Rt	Sfty
1	9/3	at CLE	[W]	9	2	7	0	3/10	249	44	5.7	96	16	6.0	153	1-7	160	27/19	0	5-50.8	3-25	1-1	7	1	0	1	0	0	1/1	-	0/0	22:50
2	9/10	at BAL	[L]	17	4	11	2	3/13	331	61	5.4	89	18	4.9	242	3-20	262	40/23	2	7-41.1	8-65	1-0	39	5	0	5	0	0	4/4	1/1	1/1	28:37
3	9/17	vs CIN	[W]	14	4	7	3	4/17	233	69	3.4	71	23	3.1	162	5-21	183	41/18	2	7-42.0	6-44	3-2	0	0	0	0	0	0/0	-	0/2	28:31	
4	9/25	at IND	[L]	21	4	16	1	5/12	533	64	8.3	93	28	3.3	440	0-0	440	36/23	0	5-47.4	11-90	1-1	43	5	1	4	0	1	5/5	-	2/2	32:22
5	10/1	vs PIT	[L]	22	13	5	4	4/11	332	62	5.4	209	44	4.8	123	2-9	132	16/10	1	3-34.0	7-55	2-2	24	3	3	0	0	3/3	-	1/1	35:10	
6	10/8	vs BAL	[L]	10	1	9	0	3/17	194	66	2.9	56	25	2.2	138	2-16	154	39/17	0	9-41.9	5-25	1-1	15	0	0	0	0	0/0	-	5/5	28:12	
7	10/16	at TEN	[L]	18	8	10	0	6/12	409	59	6.9	175	38	4.6	234	0-0	234	21/13	0	3-49.3	10-89	1-1	27	3	1	2	0	0	3/3	-	2/3	33:07
8	10/22	vs WAS	[L]	18	9	8	1	2/9	399	54	7.4	130	30	4.3	269	0-0	269	24/16	1	6-45.0	6-59	1-1	35	5	2	3	0	0	5/5	-	0/0	27:42
9	10/29	at DAL	[W]	22	9	11	2	5/9	325	59	5.5	118	32	3.7	207	2-13	220	25/17	1	3-40.7	7-54	3-2	17	2	1	1	0	0	2/2	-	1/1	30:08
11	11/12	vs SEA	[L]	22	6	12	4	8/15	326	66	4.9	96	32	3.0	230	1-1	231	33/22	0	6-44.8	5-50	3-0	28	4	1	3	0	0	4/4	-	0/0	29:12
12	11/19	at PIT	[W]	15	7	7	1	5/12	302	56	5.4	147	24	6.1	155	5-33	188	27/13	2	4-46.0	4-30	3-3	24	3	2	1	0	0	1/1	1/2	1/2	25:40
13	11/26	vs TEN	[W]	17	6	10	1	6/14	334	57	5.9	117	31	3.8	217	2-11	228	24/13	0	5-38.2	4-40	1-0	13	1	1	0	0	1/1	-	2-3	30:41	
14	12/3	vs CLE	[W]	2	1	0	1	0/12	53	42	1.3	62	18	3.4	-9	6-42	33	18/7	0	12-43.1	9-85	2-1	0	0	0	0	0	0/0	-	0/0	22:49	
15	12/10	vs ARZ	[W]	11	2	9	0	6/13	189	49	3.9	40	19	2.1	149	4-32	181	26/15	1	5-47.8	4-53	0-0	10	1	0	1	0	0	1/1	-	1/2	25:04
16	12/17	at CIN	[L]	15	6	7	2	5/10	263	53	5.0	106	27	3.9	157	4-14	171	22/10	1	5-36.2	6-40	3-3	17	2	1	0	1	0	2/2	-	1/1	22:45
17	12/23	at NYG	[L]	19	3	15	1	9/17	373	73	5.1	80	31	2.6	293	3-28	321	39/22	1	5-29.8	1-10	0-0	28	4	1	2	1	0	4/4	-	0/1	34:21
Totals	7-9	252	85	144	23	74/203	4,845	934	5.2	1,685	436	3.9	3,160	40-247	3,407	458/258/12	90-42.5	96-814	26-18	327	39	14	23	2	1	36/36	2/3	17/24	28:28			

JACKSONVILLE JAGUARS 1998 OFFENSE GAME-BY-GAME

Wk.	Date	Opp	FIRST DOWNS			3 RD	TOT. OFFENSE			RUSHING			PASSING			PUNTS			FUM.			Tot.											
			Tot	Run	Pass		Pen	DOWN	Yards	Plays	Avg.	Yards	Att.	Avg.	Gross	Att./	Cmp./	Int.	Avg.	Yards	Lost		Pts.	TD	Rn	Ps	Rt	Sfty	PAT	2PT	FGs	T.O.P.	
1	9/6	at CHI	[W]	21	10	11	0	7/14	367	69	5.3	160	33	4.8	207	35/	22/	2	5-43.0	3-26	4-1	24	3	1	2	0	0	3/3	-	1/1	29:50		
2	9/13	vs KC	[W]	19	9	7	3	6/12	256	58	4.5	145	38	4.0	111	126	18/	11/	0	4-36.8	6-44	0-0	21	3	1	1	0	3/3	-	0/2	29:44		
3	9/20	vs BAL	[W]	21	4	16	1	4/14	519	69	7.5	154	32	4.8	365	376	34/	25/	0	8-38.0	8-60	1-1	24	3	1	2	0	0	3/3	-	1/2	33:51	
4	9/27	at TEN	[W]	19	6	10	3	8/15	297	67	4.4	188	37	4.0	149	155	28/	17/	2	3-51.3	10-72	1-1	27	3	1	2	0	0	3/3	-	2/2	32:54	
6	10/12	vs MIA	[W]	12	5	6	1	2/10	385	43	9	186	23	8.1	199	2-14	12/	1	7-44.7	8-86	1-0	28	4	2	2	0	0	4/4	-	0/1	20:54		
7	10/18	at BUF	[L]	16	7	9	0	7/16	238	65	3.7	134	34	3.9	104	119	28/	16/	0	5-52.4	8-58	1-0	16	1	1	0	0	1/1	-	3/3	34:02		
8	10/25	at DEN	[L]	24	5	18	1	5/14	348	69	5	66	16	4.1	282	353	46/	28/	0	4-39.5	9-56	2-1	24	3	0	3	0	0	3/3	-	1/2	26:13	
9	11/1	at BAL	[W]	20	8	10	2	5/10	364	56	6.5	111	32	3.5	253	258	22/	15/	1	3-45.0	10-73	0-0	45	6	2	2	0	0	6/6	-	1/1	28:04	
10	11/8	vs CIN	[W]	14	9	5	0	4/13	272	55	4.9	137	32	4.2	135	146	21/	9/	0	5-46.2	9-58	1-1	24	3	1	1	0	0	3/3	-	1/1	24:10	
11	11/15	vs TB	[W]	18	8	10	0	7/16	374	68	5.5	144	28	5.1	230	248	37/	22/	0	6-50.3	8-58	1-0	29	3	3	0	0	2/2	0/1	3/3	31:11		
12	11/22	at PIT	[L]	17	6	10	1	9/16	301	69	4.4	97	26	3.7	204	212	42/	18/	3	6-49.8	5-30	1-1	15	2	1	1	0	0	1/1	1/1	0/0	25:16	
13	11/29	at CIN	[W]	16	1	14	1	7/17	322	65	5	79	29	2.7	243	1-1	244	35/	19/	0	6-45.5	7-51	0-0	34	4	0	4	0	4/4	-	2/2	29:25	
14	12/6	vs DET	[W]	24	12	8	4	8/13	426	68	6.3	205	43	4.8	221	228	24/	15/	0	2-40.5	7-45	0-0	37	4	2	2	0	0	4/4	-	3/3	35:39	
15	12/13	vs TEN	[L]	15	4	9	2	4/12	241	54	4.5	69	23	3.0	172	178	29/	18/	1	6-50.7	9-65	1-0	13	1	1	0	0	1/1	-	2/2	29:51		
16	12/20	at MIN	[L]	15	9	3	3	3/13	207	59	3.5	138	28	4.9	69	88	27/	12/	2	8-43.6	7-56	3-2	10	1	0	1	0	0	1/1	-	1/1	26:28	
17	12/28	vs PIT	[W]	16	8	7	1	8/15	297	55	5.4	129	33	3.9	168	3-24	19/	10/	0	7-42.4	7-60	1-0	21	3	2	1	0	0	3/3	-	0/0	26:13	
Totals	11-5	287	111	153	23	94/220	5,214	989	5.3	2,102	487	4.3	3,112	463/	269/	12	85-45.0	121-898	18-8	392	47	19	24	4	0	45/45	1/2	21/26	28-59				
WC	1/3	vs NE	[W]	17	6	9	2	7/18	308	73	4.2	160	37	4.3	148	2-13	161	34/	14/	0	6-44.8	25	2-0	25	2	1	1	0	0	1/1	0/1	4/4	32:00
DIV	1/10	at NYJ	[L]	14	5	8	1	4/12	251	53	4.7	95	22	4.3	156	0-0	156	31/	12/	3	3-37.0	24	1-1	24	3	0	0	3/3	-	1/1	20:44		

JACKSONVILLE JAGUARS 1998 DEFENSE GAME-BY-GAME

Wk.	Date	Opp	FIRST DOWNS			3 RD	TOT. OFFENSE			RUSHING			PASSING			PUNTS			FUM.			Tot.											
			Tot	Run	Pass		Pen	DOWN	Yards	Plays	Avg.	Yards	Att.	Avg.	Gross	Att./	Cmp./	Int.	Avg.	Yards	Lost		Pts.	TD	Rn	Ps	Rt	Sfty	PAT	2PT	FGs	T.O.P.	
1	9/6	at CHI	[W]	16	9	6	1	5/13	321	61	5.3	132	34	3.9	189	189	27/	16/	0	4-45.5	4-26	2-2	23	2	1	0	1	0	2/2	-	3/4	30:10	
2	9/13	vs KC	[W]	23	7	14	2	3/11	364	64	5.7	111	25	4.4	253	263	37/	23/	0	4-43.3	5-54	3-2	16	1	1	0	0	1/1	-	3/3	30:16		
3	9/20	vs BAL	[W]	11	3	8	0	2/15	313	61	5.1	81	25	3.2	232	248	34/	17/	1	10-49.1	7-54	0-0	10	1	0	1	0	0	1/1	-	1/1	26:09	
4	9/27	at TEN	[W]	15	4	9	2	5/13	219	57	3.8	40	20	2.0	179	4-29	208	33/	17/	2	3-50.3	9-73	3-1	22	2	0	2	0	0	1/1	0/1	3/3	27:06
6	10/12	vs MIA	[W]	25	7	16	2	6/14	374	79	4.7	67	28	2.4	307	323	49/	30/	1	6-41.7	11-89	1-1	21	3	1	2	0	0	3/3	-	0/1	39:06	
7	10/18	at BUF	[L]	22	7	12	3	8/15	337	63	5.3	110	23	4.8	227	1-1	228	39/	18/	0	5-39.2	6-53	1-1	17	2	1	1	0	0	2/2	-	1/1	25:58
8	10/25	at DEN	[L]	24	10	12	2	6/14	465	71	6.5	170	36	4.7	295	295	35/	21/	0	3-41.7	8-54	0-0	37	4	3	1	0	0	4/4	-	3/3	33:47	
9	11/1	at BAL	[W]	22	6	14	2	5/10	357	59	6.1	126	23	5.5	231	2-12	243	34/	27/	1	4-32.5	9-70	5-4	19	3	0	3	0	0	1/1	0/2	0/0	31:56
10	11/8	vs CIN	[W]	19	5	12	2	4/16	318	71	4.5	118	27	4.4	200	4-35	235	40/	24/	1	6-41.2	4-40	4-1	11	1	0	1	0	0	0/0	1/1	1/1	35:50
11	11/15	vs TB	[W]	13	8	5	0	4/13	343	59	5.8	157	33	4.8	186	2-8	194	24/	10/	2	6-45.8	7-52	1-1	24	3	0	3	0	0	3/3	-	1/1	28:49
12	11/22	at PIT	[L]	18	5	13	0	9/18	329	70	4.7	121	34	3.6	208	0-0	208	36/	25/	0	7-36.9	3-25	0-0	30	3	0	1	2	0	3/3	-	3/3	34:44
13	11/29	at CIN	[W]	20	6	12	2	5/15	355	68	5.2	131	24	5.5	224	1-10	234	43/	24/	2	4-49.8	3-27	3-2	17	2	1	1	0	0	2/2	-	1/2	30:35
14	12/6	vs DET	[W]	16	3	12	1	6/15	332	60	5.5	120	22	5.5	212	5-38	250	33/	14/	0	3-39.3	9-76	0-0	22	2	0	2	0	0	1/1	0/1	3/4	24:21
15	12/13	vs TEN	[L]	20	7	13	0	6/15	354	68	5.2	131	27	4.9	223	2-9	232	39/	22/	1	4-48.3	9-73	1-1	16	1	0	1	0	0	1/1	-	3/3	30:09
16	12/20	at MIN	[L]	25	11	12	2	4/12	417	71	5.9	180	33	5.5	237	1-7	244	37/	20/	0	5-48.6	8-108	0-0	50	6	1	4	1	0	5/5	0/1	3/3	33:32
17	12/28	vs PIT	[W]	20	10	8	2	3/13	361	75	4.8	205	36	5.7	156	2-18	174	37/	17/	2	4-41.0	7-79	1-1	3	0	0	0	0	0/0	-	1/2	33:47	
Totals	11-5	309	108	178	23	81/222	5,559	1,057	5.3	2,000	450	4.4	3,559	3,768	577/	325/	13	78-43.5	109-953	25-17	338	36	9	23	4	0	30/30	1/6	30/35	31:01			
WC	1/3	vs NE	[W]	14	3	11	0	5/15	206	65	3.2	35	19	1.8	171	2-19	190	44/	21/	1	8-47.3	6-50	4-2	10	1	1	0	0	1/1	-	1/1	28:00	
DIV	1/10	at NYJ	[L]	29	11	17	1	10/14	429	77	5.6	151	39	3.9	278	2-6	284	36/	24/	1	2-34.5	5-38	2-2	34	4	3	1	0	4/4	-	2/2	39:16	

JACKSONVILLE JAGUARS 1997 OFFENSE GAME-BY-GAME

Wk.	Date	Opp	FIRST DOWNS			3 RD			TOT. OFFENSE			RUSHING			PASSING			PUNTS			FUM.			Tot.									
			Tot	Run	Pass	Pen	DOWN	Yards	Plays	Avg.	Yards	Att.	Avg.	Sacks	Gross	Att./	Cmp./	Int.	Avg.	Yards	Lost	Pts.	TD		Rn	Ps	Rt	Sfty	PAT	2PT	FGS	T.O.P.	
1	8/31	at BAL	[W]	19	6	13	0	7/14	411	63	6.5	108	31	3.5	303	3-14	317	29/	23/	0	5-45.2	11-64	1-1	28	4	2	2	0	0	4/4	-	0/1	31:59
2	9/7	vs NYG	[W]	22	7	12	3	6/17	375	75	5.0	123	39	3.2	252	1-0	252	35/	23/	0	6-51.5	9-71	1-1	40	4	4	0	0	0	4/4	-	4/4	39:39
4	9/22	vs PIT	[W]	23	5	16	2	9/17	343	72	4.8	40	26	1.5	303	3-25	328	43/	25/	0	1-38.0	4-35	0-0	30	3	1	1	1	0	3/3	-	3/5	33:55
5	9/28	at WAS	[L]	11	3	8	0	3/13	204	56	3.6	70	22	3.2	134	3-19	153	31/	16/	2	3-46.0	7-68	0-0	12	0	0	0	0	0	0/0	-	4/4	24:52
6	10/5	vs CIN	[W]	21	8	10	3	6/12	308	63	4.9	160	33	4.8	148	3-16	164	27/	14/	0	5-50.6	5-40	1-0	21	3	0	3	0	0	3/3	-	0/1	30:37
7	10/12	vs PHI	[W]	21	12	8	1	2/7	306	48	6.4	149	24	6.2	157	4-6	163	20/	15/	0	4-48.5	7-35	2-1	38	5	5	0	0	0	5/5	-	1/1	23:30
8	10/19	at DAL	[L]	15	3	11	1	5/11	271	51	5.3	42	18	2.3	229	2-13	242	31/	21/	1	5-53.8	10-98	0-0	22	3	0	3	0	0	2/2	1/1	0/0	26:36
9	10/26	at PIT ot	[L]	16	3	11	2	4/14	267	58	4.6	73	23	3.2	194	4-20	214	31/	15/	1	7-36.1	11-69	3-0	17	2	0	2	0	0	2/2	-	1/1	24:20
10	11/2	at TEN	[W]	17	7	9	1	6/16	290	65	4.5	135	31	4.4	155	3-14	169	31/	17/	1	4-51.8	6-65	1-1	30	3	1	1	1	0	3/3	-	3/3	33:24
11	11/9	vs KC	[W]	16	8	8	0	0/8	332	51	6.5	150	27	5.6	182	3-17	199	21/	9/	1	7-42.3	5-39	1-1	24	3	2	1	0	0	3/3	-	1/1	23:46
12	11/16	vs TEN	[W]	21	6	14	1	8/15	352	68	5.2	103	36	2.9	249	2-18	267	30/	22/	0	5-45.2	4-58	2-2	17	2	1	1	0	0	2/2	-	1/1	32:53
13	11/23	at CIN	[L]	20	7	12	1	3/10	415	58	7.2	135	24	5.6	280	1-6	286	33/	20/	1	1-56.0	5-41	2-2	26	2	1	1	0	0	2/2	-	4/4	24:06
14	11/30	vs BAL	[W]	23	7	14	2	7/16	404	72	5.6	91	31	2.9	313	1-4	317	40/	25/	1	2-41.5	11-122	0-0	29	2	1	1	0	0	2/2	-	5/5	35:11
15	12/7	vs NE	[L]	23	10	12	1	8/15	341	73	4.7	107	27	4	234	4-17	251	42/	25/	0	3-38.3	9-63	2-2	20	3	0	2	1	0	2/2	0/1	0/1	32:29
16	12/14	at BUF	[W]	20	5	15	0	4/13	388	65	6.0	91	31	2.9	297	2-20	317	32/	24/	1	4-38.5	3-35	0-0	20	2	2	0	0	0	2/2	-	2/2	31:33
17	12/21	at OAK	[W]	20	6	14	0	4/11	417	60	7.0	143	31	4.6	274	1-9	283	28/	19/	0	4-36.8	3-11	1-0	20	2	0	2	0	0	2/2	-	2/2	28:25
Totals	11-5	308	103	187	18	82/209	5,424	998	5,4	1,720	454	3.8	3,704	3,704	187	40-218	3,922	504/	313/	9	66-44.9	110-914	17-11	394	43	20	20	3	0	41/41	1/2	31/36	29:40
WC 12/27	at DEN	[L]	14	3	9	2	3/10	237	49	4.8	50	14	3.6	187	3-16	203	32/	18/	1	4-29.5	9-54	1-1	17	2	1	0	1	0	2/2	-	1/1	19:01	

JACKSONVILLE JAGUARS 1997 DEFENSE GAME-BY-GAME

Wk.	Date	Opp	FIRST DOWNS			3 RD			TOT. OFFENSE			RUSHING			PASSING			PUNTS			FUM.			Tot.									
			Tot	Run	Pass	Pen	DOWN	Yards	Plays	Avg.	Yards	Att.	Avg.	Sacks	Gross	Att./	Cmp./	Int.	Avg.	Yards	Lost	Pts.	TD		Rn	Ps	Rt	Sfty	PAT	2PT	FGS	T.O.P.	
1	8/31	at BAL	[W]	22	5	16	1	7/13	373	61	6.1	72	17	4.2	301	3-21	322	41/	24/	3	3-43.7	3-20	0-0	27	3	0	3	0	0	3/3	-	2/2	28:01
2	9/7	vs NYG	[W]	13	3	8	2	2/12	206	53	3.9	39	16	2.4	167	2-15	182	35/	16/	1	9-45.2	9-79	2-2	13	2	1	1	0	0	1/1	0/1	0/0	20:21
4	9/22	vs PIT	[W]	19	7	10	2	5/9	306	48	6.4	153	30	5.1	153	2-2	155	16/	11/	1	2-39.0	6-82	1-1	21	3	1	2	0	0	3/3	-	0/1#	26:05
5	9/28	at WAS	[L]	20	7	13	0	11/17	336	70	4.8	113	42	2.7	223	4-21	244	24/	16/	1	2-42.5	2-15	2-2	24	3	0	3	0	0	3/3	-	1/2	35:08
6	10/5	vs CIN	[W]	17	10	6	1	5/14	348	61	5.7	148	29	5.1	200	5-32	232	27/	16/	0	5-46.4	11-80	0-0	13	2	2	0	0	0	1/2#	-	0/0	29:23
7	10/12	vs PHI	[W]	23	4	18	1	8/16	393	73	5.4	90	27	3.3	303	4-22	325	42/	27/	1	#5-32.0	8-65	2-1	21	3	0	3	0	0	3/3	-	0/1	36:30
8	10/19	at DAL	[L]	24	6	15	3	7/14	337	67	5.0	99	33	3	238	2-24	262	32/	21/	0	3-44.0	4-40	1-0	26	3	1	2	0	0	2/2	0/1	2/3	33:24
9	10/26	at PIT ot	[L]	26	8	17	1	9/17	439	82	5.4	141	37	3.8	298	3-19	317	42/	25/	1	5-42.6	5-54	3-2	23	3	1	2	0	0	2/2	-	1/1	41:27
10	11/2	at TEN	[W]	15	6	8	1	4/11	302	51	5.9	107	27	4	195	2-16	211	22/	13/	1	3-50.0	9-59	3-1	24	3	2	0	1	0	3/3	-	1/3	26:36
11	11/9	vs KC	[W]	22	9	13	0	7/18	413	85	4.9	148	29	5.1	265	6-49	314	50/	29/	2	4-46.0	6-48	5-3	10	1	0	1	0	0	0/0	0/1	1/2	27:07
12	11/16	vs TEN	[W]	17	6	9	2	3/12	320	56	5.7	136	33	4.1	184	0-0	184	23/	9/	2	6-42.0	6-37	0-0	9	1	0	1	0	0	0/0	-	1/1	36:14
13	11/23	at CIN	[L]	24	10	13	1	7/15	327	73	4.5	124	36	3.4	203	1-8	211	36/	26/	0	6-34.8	5-79	1-0	31	4	2	2	0	0	4/4	-	1/1	35:54
14	11/30	vs BAL	[W]	17	6	9	2	5/12	221	55	4.0	58	22	2.6	163	4-25	188	29/	18/	0	6-43.0	6-71	1-0	27	4	1	2	1	0	3/3	0/1	0/0	24:49
15	12/7	vs NE	[L]	16	1	14	1	4/13	282	57	4.9	55	20	2.9	227	2-7	234	35/	26/	0	4-41.5	5-31	1-0	26	2	0	2	0	0	2/2	-	4/5	27:31
16	12/14	at BUF	[W]	24	12	10	2	9/17	335	76	4.4	143	33	4.3	192	2-18	210	41/	19/	1	4-37.8	0-0	3-2	14	1	1	0	0	0	0/0	1/1	2/2	28:27
17	12/21	at OAK	[W]	19	7	11	1	9/16	300	67	4.5	108	24	4.5	192	6-52	244	37/	24/	0	6-42.0	5-40	1-1	9	1	0	1	0	0	0/0	0/1	1/1	31:35
Totals	11-5	318	107	190	21	102/226	5,238	1,035	5.1	1,734	455	3.8	3,504	3,504	201	48-331	3,885	532/	320/	14	73-41.9	90-800	26-15	318	39	12	24	3	0	31/32	1/6	17/25	30:20
WC 12/27	at DEN	[L]	28	18	8	2	12/16	511	76	6.7	310	49	6.3	201	3-22	223	24/	16/	0	3-33.0	9-94	3-2	42	6	5	1	0	0	6/6	-	0/0	40:59	

JACKSONVILLE JAGUARS 1995 OFFENSE GAME-BY-GAME

Wk.	Date	Opp	FIRST DOWNS			TOT. OFFENSE			RUSHING			PASSING			PUNTS			FUM.			T.O.P.										
			Tot	Run	Pass	Pen	3 RD	DOWN	Yards	Plays	Avg.	Yards	Att.	Avg.	Net	Sacks	Gross	Att./Cmp./Int.	Avg.	Yards		Lost	Phs.	TD	Rn	Ps	Rt	Sfty	PAT	2PT	FGs
1	9/3	vs HOU	[L]	10	6	4	0	2/12	146	52	2.8	101	22	4.6	45	4-24	69	26/10/1	8-43.1	6-30	2-1	3	0	0	0	0	0	0/0	-	1/2	24:16
2	9/10	at CIN	[L]	14	5	8	1	7/17	259	66	3.9	119	29	4.1	140	7-39	179	30/12/1	6-41.5	7-59	1-1	17	2	1	1	0	0	2/2	-	1/1	29:58
3	9/17	at NYJ	[L]	20	11	6	3	7/17	251	74	3.4	146	35	4.2	105	6-33	138	33/15/1	6-46.5	8-44	3-2	10	1	0	1	0	0	1/1	-	1/1	27:48
4	9/24	vs GB	[L]	13	2	10	1	5/15	201	57	3.5	76	23	3.3	125	5-31	156	29/16/0	8-45.4	8-52	0-0	14	2	0	2	0	0	2/2	-	0/0	26/09
5	10/1	at HOU	[W]	16	5	7	4	1/8	219	50	4.4	68	20	3.4	151	3-23	174	27/15/1	5-46.2	7-58	2-2	17	2	1	1	0	0	2/2	-	1/1	25/52
6	10/8	vs PIT	[W]	17	6	10	1	3/14	267	63	4.2	96	29	3.3	171	4-18	189	30/17/0	8-48.5	5-86	1-0	20	2	1	1	0	0	2/2	-	2/2	32/06
7	10/15	vs CHI	[L]	26	7	16	3	6/13	409	72	5.7	121	23	5.3	288	1-14	302	48/30/1	1-55.0	8-51	0-0	27	3	0	3	0	0	3/3	-	2/4	31:10
8	10/22	at CLE	[W]	24	12	9	3	12/17	315	74	4.3	159	45	3.5	156	1-8	164	28/16/1	3-37.0	10-64	2-1	23	3	1	1	1	0	2/3	-	1/1	32:24
9	10/29	at PIT	[L]	14	4	9	1	2/14	229	60	3.8	84	20	4.2	145	7-44	189	33/18/0	9-41.0	8-67	2-1	7	1	0	1	0	0	1/1	-	0/0	28:36
11	11/12	vs SEA	[L]	19	10	6	3	2/7	266	51	5.2	161	28	5.8	105	3-16	121	20/13/1	3-46.3	9-75	2-1	30	3	2	1	0	0	3/3	-	3/3	25:57
12	11/19	at TB	[L]	19	6	12	1	5/13	350	59	5.9	87	23	3.8	263	3-10	273	33/24/1	6-41.8	6-42	1-0	16	2	1	1	0	0	1/1	-	2/4	30:26
13	11/26	vs CIN	[L]	18	4	13	1	4/12	295	58	5.1	78	20	3.9	217	4-28	245	34/18/1	4-46.0	8-104	4-1	13	1	0	1	0	0	1/1	-	0/1	1/1
14	12/3	at DEN	[L]	13	2	11	0	3/12	260	52	5.0	69	21	3.3	191	3-7	198	28/15/1	5-43.2	10-67	1-1	23	3	0	1	2	0	2/2	-	0/1	1/1
15	12/10	vs IND	[L]	27	7	16	4	7/13	424	66	6.4	126	25	5.0	298	2-14	312	39/26/1	2-42.5	6-55	1-1	31	4	1	3	0	0	4/4	-	1/2	31:18
16	12/17	at DET	[L]	15	7	6	2	5/11	235	51	4.6	109	20	5.5	126	3-34	160	28/13/4	3-45.3	8-67	1-1	0	0	0	0	0	0/0	-	0/1	23:59	
17	12/24	vs CLE	[W]	18	6	11	1	3/10	373	57	6.5	105	27	3.9	268	1-7	275	29/17/0	5-38.0	7-49	0-0	24	2	1	1	0	0	1/1	-	1/1	3/3
Totals	4-12	283	100	154	29	74/205	4,495	962	4.7	1,705	410	4.2	2,790	57-354	3,144	495/275/15	82-43.8	121-970	23-13	275	31	9	19	3	0	27/28	1/3	20/27	28:37		

JACKSONVILLE JAGUARS 1995 DEFENSE GAME-BY-GAME

Wk.	Date	Opp	FIRST DOWNS			TOT. OFFENSE			RUSHING			PASSING			PUNTS			FUM.			T.O.P.										
			Tot	Run	Pass	Pen	3 RD	DOWN	Yards	Plays	Avg.	Yards	Att.	Avg.	Net	Sacks	Gross	Att./Cmp./Int.	Avg.	Yards		Lost	Phs.	TD	Rn	Ps	Rt	Sfty	PAT	2PT	FGs
1	9/3	vs HOU	[L]	14	8	6	0	6/16	240	64	3.8	160	41	3.9	80	0-0	80	23/13/0	9-44.4	10-69	3-1	10	1	0	1	0	0	1/1	-	1/1	35:44
2	9/10	at CIN	[L]	17	5	11	1	6/14	346	63	5.5	118	30	3.9	228	3-19	247	30/20/0	4-40.3	6-49	2-2	24	3	1	2	0	0	3/3	-	1/2	30:02
3	9/17	at NYJ	[L]	23	3	18	2	7/15	375	69	5.4	79	26	3.0	296	0-0	296	43/27/1	5-39.0	5-46	0-0	27	3	0	3	0	0	3/3	-	2/2	32:12
4	9/24	vs GB	[L]	16	5	10	1	9/16	322	61	5.3	129	29	4.4	193	2-9	202	30/20/1	4-49.0	9-70	2-0	24	3	1	2	0	0	3/3	-	1/2	33:51
5	10/1	at HOU	[W]	19	9	9	1	11/19	297	77	3.9	91	28	3.3	206	2-19	225	47/27/1	4-44.8	7-70	3-2	16	1	0	1	0	0	1/1	-	3/4	34:08
6	10/8	vs PIT	[W]	16	4	9	3	3/13	350	58	6.0	68	23	3.0	282	0-0	282	35/19/0	5-42.0	5-35	3-1	16	1	0	1	0	0	1/1	-	3/3	27:54
7	10/15	vs CHI	[L]	23	9	13	1	8/14	380	62	6.1	135	33	4.1	245	0-0	245	29/17/0	1-29.0	4-46	0-0	30	3	0	3	0	0	3/3	-	3/3	28:50
8	10/22	at CLE	[W]	20	3	14	3	6/12	387	59	6.6	89	24	3.7	298	1-1	299	34/20/2	2-40.5	6-66	2-2	15	1	0	1	0	0	0/0	-	0/1	3/3
9	10/29	at PIT	[L]	20	9	9	2	3/10	316	58	5.4	138	33	4.2	178	0-0	178	25/17/0	6-37.2	6-59	2-1	24	3	1	2	0	0	3/3	-	1/1	31:24
11	11/12	vs SEA	[L]	26	12	12	2	8/14	481	73	6.6	246	40	6.2	235	2-9	244	31/18/1	3-48.0	10-129	1-0	47	6	4	2	0	1	6/6	-	1/1	34:05
12	11/19	at TB	[L]	17	11	5	1	2/9	246	54	4.6	145	33	4.4	101	1-2	103	20/9/0	6-45.8	2-20	0-0	17	2	2	0	0	2/2	-	1/1	29:00	
13	11/26	vs CIN	[L]	21	7	12	2	6/13	323	66	4.9	113	27	4.2	210	0-0	210	39/19/3	4-42.8	14-98	0-0	17	2	1	1	0	0	2/2	-	1/1	29:34
14	12/3	at DEN	[L]	20	7	13	0	8/13	397	67	5.9	111	33	3.4	286	0-0	286	34/22/1	3-29.0	2-10	2-2	31	4	0	4	0	0	4/4	-	1/1	31:17
15	12/10	vs IND	[L]	15	9	6	0	8/13	219	52	4.2	91	35	2.6	128	1-1	129	16/9/0	2-43.0	6-72	0-0	41	5	2	2	1	0	5/5	-	2/2	28:42
16	12/17	at DET	[L]	28	11	13	4	7/14	386	71	5.4	156	41	3.8	230	2-3	233	28/19/0	1-28.0	3-51	1-1	44	5	3	2	0	0	5/5	-	3/3	36:01
17	12/24	vs CLE	[W]	26	9	17	0	9/17	450	76	5.9	134	28	4.8	316	3-9	325	45/28/3	2-50.5	7-70	1-1	21	3	2	1	0	0	3/3	-	0/1	31:52
Totals	4-12	320	121	177	22	107/222	5,515	1,050	5.4	2,003	504	4.0	3,512	17-72	3,584	509/304/13	61-42.0	102-958	22-11	404	46	17	28	1	0	45/45	0/1	27/31	31:23		



LEAGUE STATISTICS

2016 SEASON IN REVIEW

WEEK 17 / THROUGH SUNDAY, JANUARY 1, 2017

OFFENSE	Oak.	Hou.	Det.	Sea.	Miami	Pitt.	NY-G	G.B.
GAMES (Won-Lost)	12-4	9-7	9-7	10-5-1	10-6	11-5	11-5	10-6
FIRST DOWNS	334	305	329	313	278	336	289	349
Rushing	98	102	76	85	90	97	73	91
Passing	198	173	217	203	167	210	190	222
Penalty	38	30	36	25	21	29	26	36
YDS GAINED (tot)	5973	5035	5421	5715	5324	5962	5291	5900
Avg per Game	373.3	314.7	338.8	357.2	332.8	372.6	330.7	368.8
RUSHING (net)	1922	1859	1310	1591	1824	1760	1412	1701
Avg per Game	120.1	116.2	81.9	99.4	114.0	110.0	88.3	106.3
Rushes	434	456	350	403	405	409	398	374
Yards per Rush	4.4	4.1	3.7	3.9	4.5	4.3	3.5	4.5
PASSING (net)	4051	3176	4111	4124	3500	4202	3879	4199
Avg per Game	253.2	198.5	256.9	257.8	218.8	262.6	242.4	262.4
Passes Att.	596	583	594	567	477	596	598	620
Completed	379	347	388	368	316	381	377	403
Pct Completed	63.6	59.5	65.3	64.9	66.2	63.9	63.0	65.0
Yards Gained	4137	3418	4327	4422	3716	4377	4027	4445
Sacked	18	32	37	42	30	21	22	35
Yards Lost	86	242	216	298	216	175	148	246
Had intercepted	7	16	10	12	15	15	16	8
Yards Opp Ret	84	165	117	153	104	220	169	85
Opp TDs on Int	0	0	1	0	1	0	1	0
PUNTS	81	72	62	72	90	69	93	56
Avg Yards	48.6	47.5	48.5	43.4	44.3	44.9	46.2	43.2
PUNT RETURNS	41	39	20	30	36	22	45	26
Avg Return	9.3	10.9	12.3	8.3	9.1	8.4	6.1	9.0
Returned for TD	0	1	2	0	1	0	0	0
KICKOFF RETURNS	26	30	35	35	35	28	31	32
Avg Return	20.5	18.6	22.7	23.1	25.1	21.5	23.8	19.7
Returned for TD	0	0	0	0	1	0	0	0
PENALTIES	147	87	100	117	125	113	88	100
Yards Penalized	1251	868	861	970	1141	1068	857	827
FUMBLES BY	17	20	9	22	26	16	22	21
Fumbles Lost	7	8	5	6	8	3	11	9
Opp Fumbles	27	15	12	19	24	21	21	13
Opp Fum Lost	14	6	4	8	9	10	8	8
POSS. TIME (avg)	31:18	31:20	29:54	29:36	28:23	30:22	28:19	31:14
TOUCHDOWNS	47	25	36	37	45	47	36	51
Rushing	17	8	9	13	14	13	6	11
Passing	29	15	24	23	27	33	26	40
Returns	1	2	3	1	4	1	4	0
EXTRA-PT KICKS	37/39	22/25	31/33	29/35	41/42	37/37	31/35	44/47
2-PT CONVERSIONS	5/7	0/0	1/2	1/2	1/2	3/9	0/1	2/4
FIELD GOALS/FGA	29/35	35/41	31/36	33/37	16/21	24/28	21/22	26/30
POINTS SCORED	416	279	346	354	363	399	310	432
DEFENSE	Oak.	Hou.	Det.	Sea.	Miami	Pitt.	NY-G	G.B.
POINTS ALLOWED	385	328	358	292	380	327	284	388
OPP FIRST DOWNS	318	272	333	307	349	313	298	329
Rushing	94	87	99	94	109	95	82	80
Passing	188	157	206	180	199	184	191	227
Penalty	36	28	28	33	41	34	25	22
OPP YARDS GAINED	6001	4821	5676	5099	6122	5482	5435	5823
Avg per Game	375.1	301.3	354.8	318.7	382.6	342.6	339.7	363.9
OPP RUSHING (net)	1881	1595	1701	1487	2247	1600	1417	1515
Avg per Game	117.6	99.7	106.3	92.9	140.4	100.0	88.6	94.7
Rushes	421	397	389	441	464	369	397	376
Yards per Rush	4.5	4.0	4.4	3.4	4.8	4.3	3.6	4.0
OPP PASSING (net)	4120	3226	3975	3612	3875	3882	4018	4308
Avg per Game	257.5	201.6	248.4	225.8	242.2	242.6	251.1	269.3
Passes Att.	541	522	549	537	591	590	630	571
Completed	328	319	399	331	368	381	369	370
Pct Completed	60.6	61.1	72.7	61.6	62.3	64.6	58.6	64.8
Sacked	25	31	26	42	33	38	35	40
Yards Lost	147	198	161	272	226	259	242	295
INTERCEPTED BY	16	11	10	11	16	13	17	17
Yards Returned	147	132	96	72	186	133	174	209
Returned for TD	1	1	1	0	1	0	1	0
OPP PUNT RETURNS	33	48	35	28	37	28	37	16
Avg return	12.3	9.9	6.0	8.4	8.1	9.6	8.9	9.4
OPP KICKOFF RET	45	48	23	32	31	29	32	41
Avg return	19.9	23.6	21.5	20.4	20.4	24.7	22.8	26.3
OPP TOUCHDOWNS	46	36	42	33	43	36	26	45
Rushing	18	13	8	16	12	15	10	11
Passing	27	20	33	16	30	20	15	32
Returns	1	3	1	1	1	1	1	2

WEEK 17 / THROUGH SUNDAY, JANUARY 1, 2017

OFFENSE	Atl.	N.E.	K.C.	Dal.	Balt.	Buff.	Cin.	Clev.
GAMES (Won-Lost)	11-5	14-2	12-4	13-3	8-8	7-9	6-9-1	1-15
FIRST DOWNS	379	351	305	358	316	328	341	296
Rushing	108	109	86	142	79	146	100	83
Passing	239	203	197	191	205	155	204	181
Penalty	32	39	22	25	32	27	37	32
YDS GAINED (tot)	6653	6180	5488	6027	5563	5666	5711	4976
Avg per Game	415.8	386.3	343.0	376.7	347.7	354.1	356.9	311.0
RUSHING (net)	1928	1872	1748	2396	1463	2630	1769	1712
Avg per Game	120.5	117.0	109.3	149.8	91.4	164.4	110.6	107.0
Rushes	421	482	412	499	367	492	446	350
Yards per Rush	4.6	3.9	4.2	4.8	4.0	5.3	4.0	4.9
PASSING (net)	4725	4308	3740	3631	4100	3036	3942	3264
Avg per Game	295.3	269.3	233.8	226.9	256.3	189.8	246.4	204.0
Passes Att.	537	550	546	483	679	474	563	567
Completed	374	368	365	325	439	286	364	338
Pct Completed	69.6	66.9	66.8	67.3	64.7	60.3	64.7	59.6
Yards Gained	4960	4456	3914	3799	4343	3250	4206	3693
Sacked	37	24	32	28	33	46	41	66
Yards Lost	235	148	174	168	243	214	264	429
Had intercepted	7	2	8	6	16	7	8	14
Yards Opp Ret	57	16	237	33	169	87	92	76
Opp TDs on Int	2	0	1	0	0	0	0	0
PUNTS	48	72	76	59	80	75	78	83
Avg Yards	46.7	44.7	45.1	45.1	45.8	42.4	46.3	45.3
PUNT RETURNS	24	45	40	28	32	28	38	30
Avg Return	11.4	6.9	14.8	7.1	7.7	11.2	6.5	6.7
Returned for TD	0	0	2	0	0	0	0	0
KICKOFF RETURNS	23	29	40	24	28	39	39	34
Avg Return	21.0	18.7	23.6	20.5	22.7	21.3	25.7	18.6
Returned for TD	0	0	1	0	0	0	0	0
PENALTIES	104	93	109	105	125	112	88	95
Yards Penalized	847	819	848	879	1111	960	726	736
FUMBLES BY	8	27	18	22	19	15	20	26
Fumbles Lost	4	9	9	9	7	5	9	11
Opp Fumbles	21	26	27	28	26	23	12	12
Opp Fum Lost	10	10	15	11	10	6	3	3
POSS. TIME (avg)	30:11	31:13	29:59	31:41	30:46	29:22	29:52	27:44
TOUCHDOWNS	63	51	42	49	32	49	35	29
Rushing	20	19	15	24	10	29	17	13
Passing	38	32	19	25	20	17	18	15
Returns	5	0	8	0	2	3	0	1
EXTRA-PT KICKS	56/57	46/49	36/39	46/46	27/27	40/45	29/35	23/25
2-PT CONVERSIONS	2/6	1/2	2/2	0/2	4/5	4/4	0/0	2/4
FIELD GOALS/FGA	34/37	27/32	31/35	27/32	38/39	19/25	28/35	21/27
POINTS SCORED	540	441	389	421	343	399	325	264
DEFENSE	Atl.	N.E.	K.C.	Dal.	Balt.	Buff.	Cin.	Clev.
POINTS ALLOWED	406	250	311	306	321	378	315	452
OPP FIRST DOWNS	358	294	342	330	294	338	327	364
Rushing	95	81	102	79	74	122	95	121
Passing	232	190	209	226	190	183	196	220
Penalty	31	23	31	25	30	33	36	23
OPP YARDS GAINED	5939	5223	5896	5503	5154	5712	5612	6279
Avg per Game	371.2	326.4	368.5	343.9	322.1	357.0	350.8	392.4
OPP RUSHING (net)	1672	1417	1938	1336	1430	2130	1812	2283
Avg per Game	104.5	88.6	121.1	83.5	89.4	133.1	113.3	142.7
Rushes	370	368	437	340	384	468	412	498
Yards per Rush	4.5	3.9	4.4	3.9	3.7	4.6	4.4	4.6
OPP PASSING (net)	4267	3806	3958	4167	3724	3582	3800	3996
Avg per Game	266.7	237.9	247.4	260.4	232.8	223.9	237.5	249.8
Passes Att.	655	596	598	633	578	511	593	543
Completed	422	368	350	425	369	306	374	347
Pct Completed	64.4	61.7	58.5	67.1	63.8	59.9	63.1	63.9
Sacked	34	34	28	36	31	39	33	26
Yards Lost	228	227	162	209	223	253	185	177
INTERCEPTED BY	12	13	18	9	18	12	17	10
Yards Returned	279	107	271	75	178	207	138	146
Returned for TD	3	0	4	0	0	1	0	1
OPP PUNT RETURNS	23	27	30	22	33	39	38	45
Avg return	9.6	5.0	5.2	8.7	11.4	6.7	9.7	8.4
OPP KICKOFF RET	40	40	35	33	27	46	40	24
Avg return	22.6	19.3	24.1	22.6	20.7	21.7	22.3	21.3
OPP TOUCHDOWNS	48	27	34	34	39	41	34	56
Rushing	15	6	10	9	10	21	12	18
Passing	31	21	23	25	28	19	22	36
Returns	2	0	1	0	1	0	0	2

WEEK 17 / THROUGH SUNDAY, JANUARY 1, 2017

OFFENSE	Denv.	Ind.	Jax	NY-J	S.D.	Tenn.	Ariz.	Car.
GAMES (Won-Lost)	9-7	8-8	3-13	5-11	5-11	9-7	7-8-1	6-10
FIRST DOWNS	290	351	321	291	340	322	368	318
Rushing	76	93	75	97	90	115	97	99
Passing	181	220	207	166	214	175	229	194
Penalty	33	38	39	28	36	32	42	25
YDS GAINED (tot)	5169	5830	5359	5268	5708	5728	5868	5499
Avg per Game	323.1	364.4	334.9	329.3	356.8	358.0	366.8	343.7
RUSHING (net)	1484	1628	1631	1802	1510	2187	1732	1814
Avg per Game	92.8	101.8	101.9	112.6	94.4	136.7	108.3	113.4
Rushes	410	409	392	418	398	476	399	453
Yards per Rush	3.6	4.0	4.2	4.3	3.8	4.6	4.3	4.0
PASSING (net)	3685	4202	3728	3466	4198	3541	4136	3685
Avg per Game	230.3	262.6	233.0	216.6	262.4	221.3	258.5	230.3
Passes Att.	570	584	626	550	580	504	646	563
Completed	339	370	369	311	349	307	383	306
Pct Completed	59.5	63.4	58.9	56.5	60.2	60.9	59.3	54.4
Yards Gained	3914	4491	3925	3645	4386	3720	4425	3962
Sacked	40	44	34	35	36	28	41	36
Yards Lost	229	289	197	179	188	179	289	277
Had intercepted	11	15	16	25	21	11	17	19
Yards Opp Ret	158	165	308	198	382	203	226	218
Opp TDs on Int	1	1	3	1	3	3	1	4
PUNTS	89	56	77	76	59	77	80	76
Avg Yards	45.7	48.4	46.6	42.6	46.3	44.2	40.9	45.8
PUNT RETURNS	37	22	40	27	32	30	38	29
Avg Return	8.5	8.3	5.5	5.5	6.6	7.9	6.1	7.0
Returned for TD	0	0	0	0	0	0	0	0
KICKOFF RETURNS	21	32	37	43	28	33	25	37
Avg Return	22.9	25.1	23.8	21.9	18.1	19.1	21.8	22.4
Returned for TD	0	1	1	0	0	0	0	0
PENALTIES	119	102	129	93	107	110	104	98
Yards Penalized	985	883	1178	837	780	1012	889	850
FUMBLES BY	24	16	23	24	22	17	27	13
Fumbles Lost	14	7	13	9	14	7	11	10
Opp Fumbles	23	18	18	22	18	12	30	20
Opp Fum Lost	13	9	6	6	10	6	14	10
POSS. TIME (avg)	28:36	30:39	29:09	30:29	30:12	30:32	30:25	30:50
TOUCHDOWNS	35	47	34	28	48	46	51	40
Rushing	11	13	8	10	10	16	20	16
Passing	20	32	24	16	33	29	28	21
Returns	4	2	2	1	5	1	3	3
EXTRA-PT KICKS	32/33	44/44	29/32	24/26	42/46	39/41	43/47	31/34
2-PT CONVERSIONS	1/2	2/3	2/2	1/1	0/2	0/5	1/4	3/6
FIELD GOALS/FGA	29/34	27/31	27/34	27/31	26/32	22/24	21/28	30/38
POINTS SCORED	333	411	318	275	410	381	418	369

DEFENSE	Denv.	Ind.	Jax	NY-J	S.D.	Tenn.	Ariz.	Car.
POINTS ALLOWED	297	392	400	409	423	378	362	402
OPP FIRST DOWNS	306	353	305	318	330	324	293	329
Rushing	101	93	93	86	98	70	90	90
Passing	169	225	174	203	204	227	175	223
Penalty	36	35	38	29	28	27	28	16
OPP YARDS GAINED	5057	6126	5147	5479	5554	5720	4883	5756
Avg per Game	316.1	382.9	321.7	342.4	347.1	357.5	305.2	359.8
OPP RUSHING (net)	2085	1926	1703	1581	1567	1413	1518	1465
Avg per Game	130.3	120.4	106.4	98.8	97.9	88.3	94.9	91.6
Rushes	482	409	446	428	410	356	424	376
Yards per Rush	4.3	4.7	3.8	3.7	3.8	4.0	3.6	3.9
OPP PASSING (net)	2972	4200	3444	3898	3987	4307	3365	4291
Avg per Game	185.8	262.5	215.3	243.6	249.2	269.2	210.3	268.2
Passes Att.	552	582	551	545	580	635	547	612
Completed	306	378	345	347	364	388	344	409
Pct Completed	55.4	64.9	62.6	63.7	62.8	61.1	62.9	66.8
Sacked	42	33	33	27	35	40	48	47
Yards Lost	228	211	183	179	230	278	374	270
INTERCEPTED BY	14	8	7	8	18	12	14	17
Yards Returned	367	100	104	141	292	68	263	204
Returned for TD	3	0	1	0	3	0	2	1
OPP PUNT RETURNS	40	17	31	35	33	36	33	40
Avg return	6.8	8.2	12.5	9.1	8.5	9.6	9.4	9.6
OPP KICKOFF RET	26	39	13	29	21	21	29	23
Avg return	20.2	21.2	21.0	22.9	24.0	22.0	23.1	18.1
OPP TOUCHDOWNS	30	42	41	47	46	43	41	43
Rushing	15	12	17	11	20	10	16	11
Passing	13	27	20	30	21	25	21	27
Returns	2	3	4	6	5	8	4	5

WEEK 17 / THROUGH SUNDAY, JANUARY 1, 2017

OFFENSE	Chi.	L.A.	Minn.	N.O.	Phil.	S.F.	T.B.	Wash.
GAMES (Won-Lost)	3-13	4-12	8-8	7-9	7-9	2-14	9-7	8-7-1
FIRST DOWNS	324	245	303	395	333	287	340	345
Rushing	93	68	66	105	114	116	80	89
Passing	212	151	209	265	192	152	220	226
Penalty	19	26	28	25	27	19	40	30
YDS GAINED (tot)	5704	4203	5041	6816	5398	4930	5542	6454
Avg per Game	356.5	262.7	315.1	426.0	337.4	308.1	346.4	403.4
RUSHING (net)	1735	1252	1205	1742	1813	2019	1616	1696
Avg per Game	108.4	78.3	75.3	108.9	113.3	126.2	101.0	106.0
Rushes	380	375	380	404	438	458	453	379
Yards per Rush	4.6	3.3	3.2	4.3	4.1	4.4	3.6	4.5
PASSING (net)	3969	2951	3836	5074	3585	2911	3926	4758
Avg per Game	248.1	184.4	239.8	317.1	224.1	181.9	245.4	297.4
Passes Att.	559	536	588	674	609	491	578	607
Completed	347	312	414	472	380	287	355	407
Pct Completed	62.1	58.2	70.4	70.0	62.4	58.5	61.4	67.1
Yards Gained	4139	3313	4119	5258	3798	3166	4165	4948
Sacked	28	49	38	27	33	47	35	23
Yards Lost	170	362	283	184	213	255	239	190
Had intercepted	19	20	5	15	14	10	18	12
Yards Opp Ret	258	349	35	240	126	134	253	201
Opp TDs on Int	1	5	0	2	0	0	1	2
PUNTS	68	98	74	57	63	100	70	49
Avg Yards	44.0	47.8	42.6	48.3	45.8	44.0	45.9	45.1
PUNT RETURNS	27	49	34	23	19	23	29	29
Avg Return	8.0	7.5	10.4	9.6	12.9	9.4	9.2	11.9
Returned for TD	1	0	2	0	0	0	0	1
KICKOFF RETURNS	42	47	33	28	35	38	21	27
Avg Return	21.4	23.9	27.3	16.5	27.3	19.7	14.6	21.1
Returned for TD	0	0	1	0	2	0	0	0
PENALTIES	110	126	103	107	113	99	109	110
Yards Penalized	967	1091	882	969	945	831	926	909
FUMBLES BY	26	24	20	17	24	29	19	19
Fumbles Lost	12	9	11	9	6	15	9	9
Opp Fumbles	13	19	23	17	24	25	21	22
Opp Fum Lost	3	8	13	12	10	10	12	8
POSS. TIME (avg)	28:07	29:21	30:24	30:57	32:16	26:45	30:32	29:38
TOUCHDOWNS	32	24	36	55	37	36	41	43
Rushing	10	9	9	17	16	15	8	17
Passing	19	14	20	38	16	21	29	25
Returns	3	1	7	0	5	0	4	1
EXTRA-PT KICKS	31/32	23/23	26/33	49/50	30/31	33/34	32/34	36/39
2-PT CONVERSIONS	0/0	0/1	1/3	2/5	4/6	2/2	4/7	0/4
FIELD GOALS/FGA	18/23	19/22	27/31	28/34	35/41	18/21	22/31	34/42
POINTS SCORED	279	224	327	469	367	309	354	396
DEFENSE	Chi.	L.A.	Minn.	N.O.	Phil.	S.F.	T.B.	Wash.
POINTS ALLOWED	399	394	307	454	331	480	369	383
OPP FIRST DOWNS	322	325	304	353	300	358	326	368
Rushing	99	91	87	91	89	140	102	109
Passing	188	194	186	230	177	187	203	225
Penalty	35	40	31	32	34	31	21	34
OPP YARDS GAINED	5548	5392	5038	6006	5484	6502	5887	6046
Avg per Game	346.8	337.0	314.9	375.4	342.8	406.4	367.9	377.9
OPP RUSHING (net)	1950	1660	1711	1626	1652	2654	1875	1916
Avg per Game	121.9	103.8	106.9	101.6	103.3	165.9	117.2	119.8
Rushes	445	424	404	396	391	548	427	423
Yards per Rush	4.4	3.9	4.2	4.1	4.2	4.8	4.4	4.5
OPP PASSING (net)	3598	3732	3327	4380	3832	3848	4012	4130
Avg per Game	224.9	233.3	207.9	273.8	239.5	240.5	250.8	258.1
Passes Att.	530	582	548	582	553	521	548	589
Completed	342	378	332	378	333	322	347	387
Pct Completed	64.5	64.9	60.6	64.9	60.2	61.8	63.3	65.7
Sacked	37	31	41	30	34	33	38	38
Yards Lost	230	196	310	213	207	165	234	253
INTERCEPTED BY	8	10	14	9	16	10	17	13
Yards Returned	73	71	253	109	207	96	234	186
Returned for TD	1	0	2	0	3	0	4	0
OPP PUNT RETURNS	22	35	26	29	25	40	24	27
Avg return	12.8	4.3	8.0	8.2	8.1	8.6	5.3	8.2
OPP KICKOFF RET	36	22	38	40	38	44	25	25
Avg return	21.6	19.5	25.8	22.5	18.7	19.8	23.3	21.4
OPP TOUCHDOWNS	43	50	32	51	36	56	41	45
Rushing	18	12	9	19	10	25	15	19
Passing	22	32	22	27	25	30	24	22
Returns	3	6	1	5	1	1	2	4

WEEK 17 / THROUGH SUNDAY, JANUARY 1, 2017

OFFENSE	NFL/Avg
GAMES (Won-Lost)	---
FIRST DOWNS	324.4
Rushing	94.9
Passing	199.0
Penalty	30.4
YDS GAINED (tot)	5606.3
Avg per Game	350.4
RUSHING (net)	1742.6
Avg per Game	108.9
Rushes	416.3
Yards per Rush	4.2
PASSING (net)	3863.7
Avg per Game	241.5
Passes Att.	571.7
Completed	360.2
Pct Completed	63.0
Yards Gained	4089.5
Sacked	34.9
Yards Lost	225.8
Had intercepted	13.0
Yards Opp Ret	166.2
Opp TDs on Int	1.1
PUNTS	73.0
Avg Yards	45.3
PUNT RETURNS	31.6
Avg Return	8.6
Returned for TD	0.3
KICKOFF RETURNS	32.3
Avg Return	21.9
Returned for TD	0.2
PENALTIES	107.7
Yards Penalized	928.2
FUMBLES BY	20.4
Fumbles Lost	8.9
Opp Fumbles	20.4
Opp Fum Lost	8.9
POSS. TIME (avg)	30:00
TOUCHDOWNS	40.8
Rushing	13.8
Passing	24.6
Returns	2.4
EXTRA POINTS (tot)	94%
Kicks Made/2Pt	49%
FIELD GOALS/FGA	27/32
POINTS SCORED	364.4

DEFENSE	NFL/Avg
POINTS ALLOWED	364.4
OPP FIRST DOWNS	324.4
Rushing	94.9
Passing	199.0
Penalty	30.4
OPP YARDS GAINED	5606.3
Avg per Game	350.4
OPP RUSHING (net)	1742.6
Avg per Game	108.9
Rushes	416.3
Yards per Rush	4.2
OPP PASSING (net)	3863.7
Avg per Game	241.5
Passes Att.	571.7
Completed	360.2
Pct Completed	63.0
Sacked	34.9
Yards Lost	225.8
INTERCEPTED BY	13.0
Yards Returned	166.2
Returned for TD	1.1
OPP PUNT RETURNS	31.6
Avg return	8.6
OPP KICKOFF RET	32.3
Avg return	21.9
OPP TOUCHDOWNS	40.8
Rushing	13.8
Passing	24.6
Returns	2.4

WEEK 17 / THROUGH SUNDAY, JANUARY 1, 2017

TEAM RANKINGS

American Football Conference

Offense Defense

	Total	Rush	Pass	Total	Rush	Pass
Balt.	9	16	5	4	3	5
Buff.	8	*1	16	10	14	4
Cin.	6	8	7	9	9	6
Cleve.	16	11	14	16	16	13
Denver	14	15	10	2	13	*1
Hou.	15	5	15	*1	6	2
Ind.	4	13	2T	15	11	15
Jax	11	12	9	3	8	3
K.C.	10	10	8	12	12	11
Miami	12	6	12	14	15	8
N.E.	1	4	1	5	2	7
Jets	13	7	13	6	5	10
Oak.	2	3	6	13	10	14
Pitt.	3	9	2T	7	7	9
S.D.	7	14	4	8	4	12
Tenn.	5	2	11	11	1	16

National Football Conference

Offense Defense

	Total	Rush	Pass	Total	Rush	Pass
Ariz.	6	8	5	1	6	2
Atl.	2	3	3	13	10	13
Car.	10	4	12	10	3	14
Chi.	8	7	8	8	15	3
Dallas	4	1	13	7	*1	12
Det.	11	14	7	9	11	8
G.B.	5	9	4	11	5	15
L.A.	16	15	15	4	9	5
Minn.	14	16	11	2	12	1
N.O.	*1	6	*1	14	7	16
Giants	13	13	10	5	2	10
Phil.	12	5	14	6	8	6
S.F.	15	2	16	16	16	7
Sea.	7	12	6	3	4	4
T.B.	9	11	9	12	13	9
Wash.	3	10	2	15	14	11

National Football League

Offense Defense

	Total	Rush	Pass	Total	Rush	Pass
Ariz.	9	18	9	2	9	4
Atl.	2	5	3	25	17	28
Balt.	17	28	12	7	5	9
Buff.	16	*1	30	19	29	6
Car.	19	10	21T	21	6	29
Chi.	15	17	14	15	27	7
Cin.	13	13	15	17	21	11
Cleve.	30	19	28	31	31	21
Dallas	5	2	23	14	*1	26
Denver	27	27	21T	4	28	*1
Det.	21	30	11	18	18	19
G.B.	8	20	7	22	8	31
Hou.	29	8	29	*1	12	2
Ind.	10	23	5T	30	25	27
Jax	23	22	20	6	19	5
K.C.	20	15	19	24	26	18
L.A.	32	31	31	9	16	10
Miami	24	9	26	29	30	15
Minn.	28	32	18	3	20	3
N.E.	4	7	4	8	3T	12
N.O.	*1	16	*1	27	14	32
Giants	25	29	17	10	3T	23
Jets	26	12	27	11	11	17
Oak.	6	6	13	26	23	24
Phil.	22	11	24	13	15	13
Pitt.	7	14	5T	12	13	16
S.D.	14	26	8	16	10	20
S.F.	31	4	32	32	32	14
Sea.	12	25	10	5	7	8
T.B.	18	24	16	23	22	22
Tenn.	11	3	25	20	2	30
Wash.	3	21	2	28	24	25

T = Tied for position

*** = League Leader**

WEEK 17 / THROUGH SUNDAY, JANUARY 1, 2017

AFC / TEAM/OFFENSE RANK

Tm	(A)	(B)	(C)	(D)	(E)	(F)	(G)	(H)	(I)	(J)	(K)	(L)	(M)	(N)	(O)	(P)	(Q)
BAL	9	12	16	11	5	13	8	4	10	11	12t	10	7	7	10	10	1
BUF	8	8	1	1	16	12	5	15	7	6	6	2	10	16	15	5t	16
CIN	6	10	8	13	7	8	3	13	3	7	1	14	1	5	12	12	12
CLE	16	15	11	2	14	16	9	16	13	13	2	12	14	9	6	16	14
DEN	14	14	15	16	10	10	6	12	15	16	7	6	6	8	4	11	8
HOU	15	16	5	10	15	15	13	6	11t	10	14	3	15	3	8	14	7
IND	4	7	13	12	2t	5	12	14	1t	3	10	8	2	2	1	3	4t
JAC	11	13	12	9	9	14	11	5	9	15	11	16	4	4	13	13	13
KC	10	9	10	8	8	9	4	8	11t	9	3	1	5	10	5	7	3
MIA	12	2	6	4	12	2	14	10	16	12	16	5	3	13	9	9	15
NE	1	1	4	14	1	1	1	3	1t	2	4	11	13	12	2	1	9
NYJ	13	11	7	6	13	11	16	11	14	14	12t	15	8	15	16	15	4t
OAK	2	4	3	5	6	7	2	1	6	8	9	4	11	1	3	2	10
PIT	3	3	9	7	2t	4	10	2	5	5	5	7	9	11	7	5t	6
SD	7	6	14	15	4	3	15	9	4	4	8	13	16	6	11	4	11
TEN	5	5	2	3	11	6	7	7	8	1	15	9	12	14	14	8	2

AFC / OPPONENT/DEFENSE RANK

Tm	(A)	(B)	(C)	(D)	(E)	(F)	(G)	(H)	(I)	(J)	(K)	(L)	(M)	(N)	(O)	(P)	(Q)	(R)	(S)
BAL	4	4	3	2	5	6	1	12	2t	1	14t	14	5	6	7	5	3	6	3
BUF	10	12	14	13	4	12	8	1	12	11t	4	3	9	2	2	8t	16	7	11
CIN	9	6	9	10	6	5	5	11	10	9	9	12	11	7	9	4	12t	9	8
CLE	16	14	16	14	13	15	13	14	16	16	16	7	8	14	12	16	1	16	16
DEN	2	1	13	8	1	1	7	2	5	3	5t	4	3	16	16	2	14	4	7
HOU	1	3	6	7	2	2	11	7	1	7	2	13	13	10	6	7	10	13	4
IND	15	15	11	15	15	14	15	9	15	14	5t	6	7	15	13	12	9	8	13
JAC	3	2	8	3	3	3	16	6	4	6	8	16	6	11	15	13	15	14	5
KC	12	10	12	11	11	9	3	15	13	15	10	2	15	5	1	3	5	2	14
MIA	14	13	15	16	8	8	6	10	14	2	13	5	4	1	3	10	4	12	15
NE	5	5	2	5	7	4	10	8	2t	5	7	1	1	8	10	1	2	1	1
NYJ	6	8	5	1	10	13	14	13	7t	11t	1	9	12	4	14	14	12t	15	12
OAK	13	16	10	12	14	16	4	16	7t	8	3	15	2	9	5	11	8	5	10
PIT	7	9	7	9	9	7	9	3	6	13	11	10	16	3	4	6	6	3	2
SD	8	7	4	4	12	11	2	5	11	10	14t	8	14	12	11	15	11	11	6
TEN	11	11	1	6	16	10	12	4	9	4	12	11	10	13	8	8t	7	10	9

- (A) Total Yards per Game
- (B) Yards per Play
- (C) Rushing Yards per Game
- (D) Rushing Yards per Attempt
- (E) Passing Net Yards per Game
- (F) Passing Net Yards per Play
- (G) Passing, Percent Had Intercepted
- (H) Sacks per Pass Play
- (I) First Downs per Game
- (J) Third Down Efficiency
- (K) Fourth Down Efficiency
- (L) Punt Return Average
- (M) Kickoff Return Average
- (N) Gross Punting Average
- (O) Net Punting Average
- (P) Points per Game
- (Q) Field Goal Percentage
- (R) Points per Game Differential
- (S) Net Yards per Game Differential

WEEK 17 / THROUGH SUNDAY, JANUARY 1, 2017**NFC / TEAM/OFFENSE RANK**

Tm	(A)	(B)	(C)	(D)	(E)	(F)	(G)	(H)	(I)	(J)	(K)	(L)	(M)	(N)	(O)	(P)	(Q)
ARI	6	9	8	7	5	13	11	10	3	8	7t	16	8	16	16	5	15
ATL	2	1	3	2	3	1	4	13	2	7	5	4	11	4	5	1	2
CAR	10	10	4	10	12	11	14	11	11	13	4	14	7	8	14	7	13
CHI	8	5	7	3	8	6	15	4	10	12	16	11	9	11	15	15	14
DAL	4	4	1	1	13	4	2	7	4	6	1	13	12	9	8	4	10
DET	11	8	14	12	7	7	5	9	9	5	3	2	6	1	2	11	7
GB	5	6	9	4	4	8	3	6	5	2	13	9	13	14	11	3	5
LA	16	16	15	15	15	16	16	15	16	16	14	12	3	3	1	16	6
MIN	14	13	16	16	11	12	1	12	13	10	11t	5	1	15	12	12	4
NO	1	3	6	8	1	3	9	3	1	1	2	6	15	2	4	2	11
NYG	13	12	13	14	10	10	12	1	14	14	10	15	4	5	6	13	1
PHI	12	14	5	9	14	14	10	5	8	11	9	1	2	7	7	8	9
SF	15	15	2	6	16	15	7	16	15	15	6	7	14	12	9	14	8
SEA	7	7	12	11	6	5	8	14	12	9	15	10	5	13	10	9t	3
TB	9	11	11	13	9	9	13	8	7	4	11t	8	16	6	3	9t	16
WAS	3	2	10	5	2	2	6	2	6	3	7t	3	10	10	13	6	12

NFC / OPPONENT/DEFENSE RANK

Tm	(A)	(B)	(C)	(D)	(E)	(F)	(G)	(H)	(I)	(J)	(K)	(L)	(M)	(N)	(O)	(P)	(Q)	(R)	(S)
ARI	1	1	6	3	2	2	6	1	1	6	6	12	13	8	14	7	12	4	1
ATL	13	10	10	14	13	5	11	14	14t	12	14	15	11	16	15	14	9	1	3
CAR	10	8	3	4	14	9	4	3	9t	4	12	14	1	15	16	13	4	13	13
CHI	8	7	15	12	3	8	15	6	6	10	13	16	8	9	12	12	16	14	7
DAL	7	6	1	6	12	6	16	11	11	8	10	10	10	3	5	3	3	2	5
DET	9	13	11	11	8	13	12	16	12	15	3	3	7	5	1	6	6	11	12
GB	11	14	5	7	15	15	2	5	9t	11	11	13	16	1	3	10	15	5	8
LA	4	5	9	5	5	4	13	13	7	3	16	1	3	7	7	11	11	15	15
MIN	2	3	12	10	1	1	7	4	4	7	1	4	15	10	8	4	10	8	9
NO	14	16	7	8	16	16	14	15	13	13	4	6	9	14	10	15	14	9	2
NYG	5	4	2	2	10	3	5	12	2	2	7	11	12	12	13	1	8	7	11
PHI	6	9	8	9	6	10	3	10	3	9	5	5	2	13	11	5	7	6	10
SF	16	15	16	16	7	14	10	9	14t	14	9	9	4	4	6	16	13	16	16
SEA	3	2	4	1	4	7	9	2	5	5	2	8	5	2	2	2	1	3	4
TB	12	12	13	13	9	12	1	7	8	1	15	2	14	6	9	8	2	12	14
WAS	15	11	14	15	11	11	8	8	16	16	8	7	6	11	4	9	5	10	6

- (A) Total Yards per Game
- (B) Yards per Play
- (C) Rushing Yards per Game
- (D) Rushing Yards per Attempt
- (E) Passing Net Yards per Game
- (F) Passing Net Yards per Play
- (G) Passing, Percent Had Intercepted
- (H) Sacks per Pass Play
- (I) First Downs per Game
- (J) Third Down Efficiency
- (K) Fourth Down Efficiency
- (L) Punt Return Average
- (M) Kickoff Return Average
- (N) Gross Punting Average
- (O) Net Punting Average
- (P) Points per Game
- (Q) Field Goal Percentage
- (R) Points per Game Differential
- (S) Net Yards per Game Differential

WEEK 17 / THROUGH SUNDAY, JANUARY 1, 2017

NFL / TEAM/OFFENSE RANK

Tm	(A)	(B)	(C)	(D)	(E)	(F)	(G)	(H)	(I)	(J)	(K)	(L)	(M)	(N)	(O)	(P)	(Q)
BAL	17	24	28	21	12	26	18	7	21	24	24t	21	12	14	18	21	1
BUF	16	15	1	1	30	25	9	31	16	13	11	6	19	31	30	10t	30
CIN	13	18	13	23	15	14	7	26	9	15	3	28	3	9	21	24	24
CLE	30	27	19	2	28	31	19	32	26	26	4	26	28	17	14	31	28
DEN	27	26	27	28	21t	22	11	25	28	31	12	15	11	16	9	22	17
HOU	29	31	8	19	29	30	25	11	23t	22	28	7	29	6	16	28t	15t
IND	10	14	23	22	5t	11	22	28	5t	7	20t	18	4	3	3	8	7t
JAC	23	25	22	17	20	27	21	10	19	29	23	32	8	8	22	25	25
KC	20	16	15	16	19	16	8	15	23t	18t	5	1	9	19	12	13	6
MIA	24	7	9	8	26	6	27	19	31	25	32	13	5	23	17	17	29
NE	4	6	7	25	4	3	1	6	5t	4	7	25	27	22	7	3	18t
NYJ	26	20	12	14	27	24	32	21	27	27	24t	31	15	30	31	30	7t
OAK	6	10	6	10	13	13	3	1	13	17	19	11	22	1	8	7	20
PIT	7	8	14	15	5t	8	20	2	12	12	10	16	17	21	15	10t	13t
SD	14	13	26	26	8	7	30	17	10t	9	14t	27	30	10	19	9	22
TEN	11	11	3	4	25	12	15	12	18	3	29t	20	26	24	28	14	4
ARI	9	19	18	12	9	23	23	20	3	14	14t	30	16	32	32	6	31
ATL	2	1	5	5	3	1	6	24	2	11	9	5	21	7	6	1	3
CAR	19	21	10	20	21t	20	28	22	20	23	8	24	14	15	27	15	26
CHI	15	5	17	6	14	10	29	8	17	21	31	19	18	25	29	28t	27
DAL	5	4	2	3	23	5	4	14	4	10	1	23	23	18	13	5	18t
DET	21	17	30	27	11	15	10	18	15	8	6	3	13	2	2	20	12
GB	8	9	20	7	7	17	5	13	7	2	26	14	24	28	24	4	10
LA	32	32	31	31	31	32	31	29	32	32	27	22	6	5	1	32	11
MIN	28	28	32	32	18	21	2	23	25	18t	20t	8	1	29	25	23	7t
NO	1	3	16	13	1	4	16	5	1	1	2	9	31	4	5	2	21
NYG	25	23	29	30	17	19	24	3	29	28	18	29	7	11	10	26	2
PHI	22	29	11	18	24	28	17	9	14	20	17	2	2	13	11	16	15t
SF	31	30	4	11	32	29	13	30	30	30	13	10	25	26	20	27	13t
SEA	12	12	25	24	10	9	14	27	22	16	29t	17	10	27	23	18t	5
TB	18	22	24	29	16	18	26	16	10t	6	20t	12	32	12	4	18t	32
WAS	3	2	21	9	2	2	12	4	8	5	14t	4	20	20	26	12	23

- (A) Total Yards per Game
- (B) Yards per Play
- (C) Rushing Yards per Game
- (D) Rushing Yards per Attempt
- (E) Passing Net Yards per Game
- (F) Passing Net Yards per Play
- (G) Passing, Percent Had Intercepted
- (H) Sacks per Pass Play
- (I) First Downs per Game
- (J) Third Down Efficiency
- (K) Fourth Down Efficiency
- (L) Punt Return Average
- (M) Kickoff Return Average
- (N) Gross Punting Average
- (O) Net Punting Average
- (P) Points per Game
- (Q) Field Goal Percentage

WEEK 17 / THROUGH SUNDAY, JANUARY 1, 2017

NFL / OPPONENT/DEFENSE RANK

Tm	(A)	(B)	(C)	(D)	(E)	(F)	(G)	(H)	(I)	(J)	(K)	(L)	(M)	(N)	(O)	(P)	(Q)	(R)	(S)
BAL	7	8	5	5	9	10	1	24	3t	2	25t	29	10	13	16	9	4	13	8
BUF	19	22	29	28	6	21	15	4	24	19t	5	6	17	4	2	16t	31	14	20
CIN	17	11	21	23	11	8	8	22	18	17	15	27	19	14	19	8	21t	19	15
CLE	31	26	31	29	21	29	23	29	31	30	30	14	13	29	26	30	1t	32	31
DEN	4	1	28	18	1	1	14	5	9	5	7t	7	7	32	31	4	24	9t	14
HOU	1	6	12	13	2	4	19	17	1	11	3	28	27	21	14	11	19	26	10
IND	30	31	25	30	27	25	31	20	27t	25	7t	12	12	30	27	22	16t	16	26
JAC	6	3	19	6	5	5	32	16	8	8	13	31	11	22	30	25	29	27	11
KC	24	17	26	24	18	16	4	31	25	27	16t	3	29	11	1	7	10	4	28
MIA	29	23	30	31	15	13	10	21	26	4	20t	10	8	1	3	18	5	24	29
NE	8	10	3t	8	12	6	18	18	3t	7	10	2	3	16	21	1	3	1	2
NYJ	11	14	11	4	17	24	29	28	12t	19t	1	20	24	9	28	28	21t	29	23
OAK	26	32	23	25	24	32	6	32	12t	16	4	30	6	20	9	20	13t	11	19
PIT	12	16	13	19	16	11	17	11	11	23	18	24	30	5	7	10	11	5	7
SD	16	12	10	7	20	19	2	15	21t	18	25t	16	28	25	23	29	20	22	13
TEN	20	18	2	12	30	18	22	13	15	6	19	26	18	26	18	16t	12	20	17
ARI	2	2	9	3	4	3	12	1	2	13	14	21	25	15	25	14	26	7	1
ATL	25	21	17	26	28	12	24	26	29t	26	29	25	22	31	29	27	18	2	4
CAR	21	19	6	9	29	20	9	3	19t	10	27	23	1	28	32	26	8	25	25
CHI	15	15	27	21	7	17	28	8	14	22	28	32	16	17	22	24	32	28	12
DAL	14	13	1	11	26	14	30	19	21t	15	23	18	21	6	10	5	7	3	6
DET	18	27	18	20	19	27	25	30	23	31	7t	5	15	8	4	13	13t	21	24
GB	22	28	8	14	31	30	5	7	19t	24	24	22	32	2	6	21	30	8	16
LA	9	9	16	10	10	9	26	25	16	9	32	1	4	12	12	23	25	30	30
MIN	3	5	20	17	3	2	13	6	7	14	2	8	31	18	13	6	23	15	18
NO	27	30	14	15	32	31	27	27	27t	28	11	11	20	27	17	31	28	17	3
NYG	10	7	3t	2	23	7	11	23	5	3	16t	19	23	23	24	2	16t	12	22
PHI	13	20	15	16	13	22	7	14	6	19t	12	9	2	24	20	12	15	9t	21
SF	32	29	32	32	14	28	21	12	29t	29	22	17	5	7	11	32	27	31	32
SEA	5	4	7	1	8	15	20	2	10	12	6	15	9	3	5	3	1t	6	5
TB	23	25	22	22	22	26	3	9	17	1	31	4	26	10	15	15	6	23	27
WAS	28	24	24	27	25	23	16	10	32	32	20t	13	14	19	8	19	9	18	9

- (A) Total Yards per Game
- (B) Yards per Play
- (C) Rushing Yards per Game
- (D) Rushing Yards per Attempt
- (E) Passing Net Yards per Game
- (F) Passing Net Yards per Play
- (G) Passing, Percent Had Intercepted
- (H) Sacks per Pass Play
- (I) First Downs per Game
- (J) Third Down Efficiency
- (K) Fourth Down Efficiency
- (L) Punt Return Average
- (M) Kickoff Return Average
- (N) Gross Punting Average
- (O) Net Punting Average
- (P) Points per Game
- (Q) Field Goal Percentage
- (R) Points per Game Differential
- (S) Net Yards per Game Differential

WEEK 17 / THROUGH SUNDAY, JANUARY 1, 2017**AFC / TOTAL OFFENSE**

Rank	Team	Total	Rushing	Passing	Total	Rushing	Passing
1)	New England	6180	1872	4308	386.3	117.0	269.3
2)	Oakland	5973	1922	4051	373.3	120.1	253.2
3)	Pittsburgh	5962	1760	4202	372.6	110.0	262.6
4)	Indianapolis	5830	1628	4202	364.4	101.8	262.6
5)	Tennessee	5728	2187	3541	358.0	136.7	221.3
6)	Cincinnati	5711	1769	3942	356.9	110.6	246.4
7)	San Diego	5708	1510	4198	356.8	94.4	262.4
8)	Buffalo	5666	2630	3036	354.1	164.4	189.8
9)	Baltimore	5563	1463	4100	347.7	91.4	256.3
10)	Kansas City	5488	1748	3740	343.0	109.3	233.8
11)	Jacksonville	5359	1631	3728	334.9	101.9	233.0
12)	Miami	5324	1824	3500	332.8	114.0	218.8
13)	New York Jets	5268	1802	3466	329.3	112.6	216.6
14)	Denver	5169	1484	3685	323.1	92.8	230.3
15)	Houston	5035	1859	3176	314.7	116.2	198.5
16)	Cleveland	4976	1712	3264	311.0	107.0	204.0

AFC / TOTAL DEFENSE

Rank	Team	Total	Rushing	Passing	Total	Rushing	Passing
1)	Houston	4821	1595	3226	301.3	99.7	201.6
2)	Denver	5057	2085	2972	316.1	130.3	185.8
3)	Jacksonville	5147	1703	3444	321.7	106.4	215.3
4)	Baltimore	5154	1430	3724	322.1	89.4	232.8
5)	New England	5223	1417	3806	326.4	88.6	237.9
6)	New York Jets	5479	1581	3898	342.4	98.8	243.6
7)	Pittsburgh	5482	1600	3882	342.6	100.0	242.6
8)	San Diego	5554	1567	3987	347.1	97.9	249.2
9)	Cincinnati	5612	1812	3800	350.8	113.3	237.5
10)	Buffalo	5712	2130	3582	357.0	133.1	223.9
11)	Tennessee	5720	1413	4307	357.5	88.3	269.2
12)	Kansas City	5896	1938	3958	368.5	121.1	247.4
13)	Oakland	6001	1881	4120	375.1	117.6	257.5
14)	Miami	6122	2247	3875	382.6	140.4	242.2
15)	Indianapolis	6126	1926	4200	382.9	120.4	262.5
16)	Cleveland	6279	2283	3996	392.4	142.7	249.8

WEEK 17 / THROUGH SUNDAY, JANUARY 1, 2017**NFC / TOTAL OFFENSE**

Rank	Team	Total	Rushing	Passing	Total	Rushing	Passing
1)	New Orleans	6816	1742	5074	426.0	108.9	317.1
2)	Atlanta	6653	1928	4725	415.8	120.5	295.3
3)	Washington	6454	1696	4758	403.4	106.0	297.4
4)	Dallas	6027	2396	3631	376.7	149.8	226.9
5)	Green Bay	5900	1701	4199	368.8	106.3	262.4
6)	Arizona	5868	1732	4136	366.8	108.3	258.5
7)	Seattle	5715	1591	4124	357.2	99.4	257.8
8)	Chicago	5704	1735	3969	356.5	108.4	248.1
9)	Tampa Bay	5542	1616	3926	346.4	101.0	245.4
10)	Carolina	5499	1814	3685	343.7	113.4	230.3
11)	Detroit	5421	1310	4111	338.8	81.9	256.9
12)	Philadelphia	5398	1813	3585	337.4	113.3	224.1
13)	New York Giants	5291	1412	3879	330.7	88.3	242.4
14)	Minnesota	5041	1205	3836	315.1	75.3	239.8
15)	San Francisco	4930	2019	2911	308.1	126.2	181.9
16)	Los Angeles	4203	1252	2951	262.7	78.3	184.4

NFC / TOTAL DEFENSE

Rank	Team	Total	Rushing	Passing	Total	Rushing	Passing
1)	Arizona	4883	1518	3365	305.2	94.9	210.3
2)	Minnesota	5038	1711	3327	314.9	106.9	207.9
3)	Seattle	5099	1487	3612	318.7	92.9	225.8
4)	Los Angeles	5392	1660	3732	337.0	103.8	233.3
5)	New York Giants	5435	1417	4018	339.7	88.6	251.1
6)	Philadelphia	5484	1652	3832	342.8	103.3	239.5
7)	Dallas	5503	1336	4167	343.9	83.5	260.4
8)	Chicago	5548	1950	3598	346.8	121.9	224.9
9)	Detroit	5676	1701	3975	354.8	106.3	248.4
10)	Carolina	5756	1465	4291	359.8	91.6	268.2
11)	Green Bay	5823	1515	4308	363.9	94.7	269.3
12)	Tampa Bay	5887	1875	4012	367.9	117.2	250.8
13)	Atlanta	5939	1672	4267	371.2	104.5	266.7
14)	New Orleans	6006	1626	4380	375.4	101.6	273.8
15)	Washington	6046	1916	4130	377.9	119.8	258.1
16)	San Francisco	6502	2654	3848	406.4	165.9	240.5

WEEK 17 / THROUGH SUNDAY, JANUARY 1, 2017**NFL / TOTAL OFFENSE**

Rank	Team	Total	Rushing	Passing	Total	Rushing	Passing
1)	New Orleans	6816	1742	5074	426.0	108.9	317.1
2)	Atlanta	6653	1928	4725	415.8	120.5	295.3
3)	Washington	6454	1696	4758	403.4	106.0	297.4
4)	New England	6180	1872	4308	386.3	117.0	269.3
5)	Dallas	6027	2396	3631	376.7	149.8	226.9
6)	Oakland	5973	1922	4051	373.3	120.1	253.2
7)	Pittsburgh	5962	1760	4202	372.6	110.0	262.6
8)	Green Bay	5900	1701	4199	368.8	106.3	262.4
9)	Arizona	5868	1732	4136	366.8	108.3	258.5
10)	Indianapolis	5830	1628	4202	364.4	101.8	262.6
11)	Tennessee	5728	2187	3541	358.0	136.7	221.3
12)	Seattle	5715	1591	4124	357.2	99.4	257.8
13)	Cincinnati	5711	1769	3942	356.9	110.6	246.4
14)	San Diego	5708	1510	4198	356.8	94.4	262.4
15)	Chicago	5704	1735	3969	356.5	108.4	248.1
16)	Buffalo	5666	2630	3036	354.1	164.4	189.8
17)	Baltimore	5563	1463	4100	347.7	91.4	256.3
18)	Tampa Bay	5542	1616	3926	346.4	101.0	245.4
19)	Carolina	5499	1814	3685	343.7	113.4	230.3
20)	Kansas City	5488	1748	3740	343.0	109.3	233.8
21)	Detroit	5421	1310	4111	338.8	81.9	256.9
22)	Philadelphia	5398	1813	3585	337.4	113.3	224.1
23)	Jacksonville	5359	1631	3728	334.9	101.9	233.0
24)	Miami	5324	1824	3500	332.8	114.0	218.8
25)	New York Giants	5291	1412	3879	330.7	88.3	242.4
26)	New York Jets	5268	1802	3466	329.3	112.6	216.6
27)	Denver	5169	1484	3685	323.1	92.8	230.3
28)	Minnesota	5041	1205	3836	315.1	75.3	239.8
29)	Houston	5035	1859	3176	314.7	116.2	198.5
30)	Cleveland	4976	1712	3264	311.0	107.0	204.0
31)	San Francisco	4930	2019	2911	308.1	126.2	181.9
32)	Los Angeles	4203	1252	2951	262.7	78.3	184.4

NFL / TOTAL DEFENSE

Rank	Team	Total	Rushing	Passing	Total	Rushing	Passing
1)	Houston	4821	1595	3226	301.3	99.7	201.6
2)	Arizona	4883	1518	3365	305.2	94.9	210.3
3)	Minnesota	5038	1711	3327	314.9	106.9	207.9
4)	Denver	5057	2085	2972	316.1	130.3	185.8
5)	Seattle	5099	1487	3612	318.7	92.9	225.8
6)	Jacksonville	5147	1703	3444	321.7	106.4	215.3
7)	Baltimore	5154	1430	3724	322.1	89.4	232.8
8)	New England	5223	1417	3806	326.4	88.6	237.9
9)	Los Angeles	5392	1660	3732	337.0	103.8	233.3
10)	New York Giants	5435	1417	4018	339.7	88.6	251.1
11)	New York Jets	5479	1581	3898	342.4	98.8	243.6
12)	Pittsburgh	5482	1600	3882	342.6	100.0	242.6
13)	Philadelphia	5484	1652	3832	342.8	103.3	239.5
14)	Dallas	5503	1336	4167	343.9	83.5	260.4
15)	Chicago	5548	1950	3598	346.8	121.9	224.9
16)	San Diego	5554	1567	3987	347.1	97.9	249.2
17)	Cincinnati	5612	1812	3800	350.8	113.3	237.5
18)	Detroit	5676	1701	3975	354.8	106.3	248.4
19)	Buffalo	5712	2130	3582	357.0	133.1	223.9
20)	Tennessee	5720	1413	4307	357.5	88.3	269.2
21)	Carolina	5756	1465	4291	359.8	91.6	268.2
22)	Green Bay	5823	1515	4308	363.9	94.7	269.3
23)	Tampa Bay	5887	1875	4012	367.9	117.2	250.8
24)	Kansas City	5896	1938	3958	368.5	121.1	247.4
25)	Atlanta	5939	1672	4267	371.2	104.5	266.7
26)	Oakland	6001	1881	4120	375.1	117.6	257.5
27)	New Orleans	6006	1626	4380	375.4	101.6	273.8
28)	Washington	6046	1916	4130	377.9	119.8	258.1
29)	Miami	6122	2247	3875	382.6	140.4	242.2
30)	Indianapolis	6126	1926	4200	382.9	120.4	262.5
31)	Cleveland	6279	2283	3996	392.4	142.7	249.8
32)	San Francisco	6502	2654	3848	406.4	165.9	240.5

WEEK 17 / THROUGH SUNDAY, JANUARY 1, 2017

AFC / TAKE-AWAYS, GIVE-AWAYS

Rank	Team	TAKE-AWAYS			GIVE-AWAYS			Net Diff
		Int	Fum	Total	Int	Fum	Total	
1t)	Kansas City	18	15	33	8	9	17	= +16
1t)	Oakland	16	14	30	7	7	14	= +16
3)	New England	13	10	23	2	9	11	= +12
4)	Buffalo	12	6	18	7	5	12	= +6
5t)	Baltimore	18	10	28	16	7	23	= +5
5t)	Pittsburgh	13	10	23	15	3	18	= +5
7)	Cincinnati	17	3	20	8	9	17	= +3
8t)	Denver	14	13	27	11	14	25	= +2
8t)	Miami	16	9	25	15	8	23	= +2
10)	Tennessee	12	6	18	11	7	18	= 0
11)	Indianapolis	8	9	17	15	7	22	= -5
12t)	Houston	11	6	17	16	8	24	= -7
12t)	San Diego	18	10	28	21	14	35	= -7
14)	Cleveland	10	3	13	14	11	25	= -12
15)	Jacksonville	7	6	13	16	13	29	= -16
16)	New York Jets	8	6	14	25	9	34	= -20
	Totals	211	136	347	207	140	347	= 0

NFC / TAKE-AWAYS, GIVE-AWAYS

Rank	Team	TAKE-AWAYS			GIVE-AWAYS			Net Diff
		Int	Fum	Total	Int	Fum	Total	
1t)	Atlanta	12	10	22	7	4	11	= +11
1t)	Minnesota	14	13	27	5	11	16	= +11
3)	Green Bay	17	8	25	8	9	17	= +8
4)	Philadelphia	16	10	26	14	6	20	= +6
5)	Dallas	9	11	20	6	9	15	= +5
6)	Tampa Bay	17	12	29	18	9	27	= +2
7)	Seattle	11	8	19	12	6	18	= +1
8t)	Arizona	14	14	28	17	11	28	= 0
8t)	Washington	13	8	21	12	9	21	= 0
10)	Detroit	10	4	14	10	5	15	= -1
11t)	Carolina	17	10	27	19	10	29	= -2
11t)	New York Giants	17	8	25	16	11	27	= -2
13)	New Orleans	9	12	21	15	9	24	= -3
14)	San Francisco	10	10	20	10	15	25	= -5
15)	Los Angeles	10	8	18	20	9	29	= -11
16)	Chicago	8	3	11	19	12	31	= -20
	Totals	204	149	353	208	145	353	= 0

NFL / TAKE-AWAYS, GIVE-AWAYS

Rank	Team	TAKE-AWAYS			GIVE-AWAYS			Net Diff
		Int	Fum	Total	Int	Fum	Total	
1t)	Kansas City	18	15	33	8	9	17	= +16
1t)	Oakland	16	14	30	7	7	14	= +16
3)	New England	13	10	23	2	9	11	= +12
4t)	Atlanta	12	10	22	7	4	11	= +11
4t)	Minnesota	14	13	27	5	11	16	= +11
6)	Green Bay	17	8	25	8	9	17	= +8
7t)	Buffalo	12	6	18	7	5	12	= +6
7t)	Philadelphia	16	10	26	14	6	20	= +6
9t)	Baltimore	18	10	28	16	7	23	= +5
9t)	Pittsburgh	13	10	23	15	3	18	= +5
9t)	Dallas	9	11	20	6	9	15	= +5
12)	Cincinnati	17	3	20	8	9	17	= +3
13t)	Denver	14	13	27	11	14	25	= +2
13t)	Miami	16	9	25	15	8	23	= +2
13t)	Tampa Bay	17	12	29	18	9	27	= +2
16)	Seattle	11	8	19	12	6	18	= +1
17t)	Tennessee	12	6	18	11	7	18	= 0
17t)	Arizona	14	14	28	17	11	28	= 0
17t)	Washington	13	8	21	12	9	21	= 0
20)	Detroit	10	4	14	10	5	15	= -1
21t)	Carolina	17	10	27	19	10	29	= -2
21t)	New York Giants	17	8	25	16	11	27	= -2
23)	New Orleans	9	12	21	15	9	24	= -3
24t)	Indianapolis	8	9	17	15	7	22	= -5
24t)	San Francisco	10	10	20	10	15	25	= -5
26t)	Houston	11	6	17	16	8	24	= -7
26t)	San Diego	18	10	28	21	14	35	= -7
28)	Los Angeles	10	8	18	20	9	29	= -11
29)	Cleveland	10	3	13	14	11	25	= -12
30)	Jacksonville	7	6	13	16	13	29	= -16
31t)	New York Jets	8	6	14	25	9	34	= -20
31t)	Chicago	8	3	11	19	12	31	= -20
	Totals	415	285	700	415	285	700	= 0

WEEK 17 / THROUGH SUNDAY, JANUARY 1, 2017**AFC / TEAM/OFFENSE INSIDE THE 20**

Rank	Team	Poss	Pts	TD	TD%	FG	Score	Score%
1)	Houston	44	132	22	50.0	0	22	50.0
2)	Denver	47	114	19	40.4	0	19	40.4
3)	New York Jets	54	129	21	38.9	1	22	40.7
4)	Kansas City	55	126	21	38.2	0	21	38.2
5)	Cincinnati	54	120	20	37.0	0	20	37.0
6)	San Diego	62	132	22	35.5	0	22	35.5
7)	Oakland	56	108	18	32.1	0	18	32.1
8)	Miami	47	84	14	29.8	0	14	29.8
9)	Cleveland	44	78	13	29.5	0	13	29.5
10)	Baltimore	46	78	13	28.3	0	13	28.3
11)	New England	60	96	16	26.7	0	16	26.7
12)	Pittsburgh	49	72	12	24.5	0	12	24.5
13)	Buffalo	54	78	13	24.1	0	13	24.1
14)	Jacksonville	40	54	9	22.5	0	9	22.5
15)	Tennessee	50	66	11	22.0	0	11	22.0
16)	Indianapolis	53	60	10	18.9	0	10	18.9

AFC / OPPONENTS/DEFENSE INSIDE THE 20

Rank	Team	Poss	Pts	TD	TD%	FG	Score	Score%
1)	Cleveland	60	84	14	23.3	0	14	23.3
2)	Miami	51	72	12	23.5	0	12	23.5
3)	Oakland	57	96	16	28.1	0	16	28.1
4)	New England	44	78	13	29.5	0	13	29.5
5)	Baltimore	47	84	14	29.8	0	14	29.8
6)	Kansas City	53	96	16	30.2	0	16	30.2
7)	Tennessee	55	102	17	30.9	0	17	30.9
8)	New York Jets	51	96	16	31.4	0	16	31.4
9)	Buffalo	57	111	18	31.6	1	19	33.3
10)	San Diego	66	126	21	31.8	0	21	31.8
11)	Pittsburgh	57	114	19	33.3	0	19	33.3
12)	Jacksonville	55	114	19	34.5	0	19	34.5
13)	Cincinnati	49	102	17	34.7	0	17	34.7
14)	Houston	44	102	17	38.6	0	17	38.6
15)	Indianapolis	50	120	20	40.0	0	20	40.0
16)	Denver	42	108	18	42.9	0	18	42.9

WEEK 17 / THROUGH SUNDAY, JANUARY 1, 2017**NFC / TEAM/OFFENSE INSIDE THE 20**

Rank	Team	Poss	Pts	TD	TD%	FG	Score	Score%
1)	San Francisco	44	241	30	68.2	10	40	90.9
2)	Dallas	57	312	38	66.7	16	54	94.7
3)	New Orleans	68	365	45	66.2	17	62	91.2
4)	Arizona	54	279	35	64.8	12	47	87.0
5)	Atlanta	63	327	39	61.9	19	58	92.1
6)	Green Bay	66	338	40	60.6	20	60	90.9
7)	Carolina	49	240	29	59.2	13	42	85.7
8)	Detroit	48	232	26	54.2	17	43	89.6
9)	New York Giants	43	200	23	53.5	14	37	86.0
10)	Tampa Bay	54	252	28	51.9	19	47	87.0
11)	Chicago	49	216	25	51.0	14	39	79.6
12)	Philadelphia	55	256	27	49.1	22	49	89.1
13)	Los Angeles	34	151	16	47.1	13	29	85.3
14)	Seattle	56	248	26	46.4	24	50	89.3
15)	Minnesota	50	206	23	46.0	17	40	80.0
16)	Washington	61	264	28	45.9	24	52	85.2

NFC / OPPONENTS/DEFENSE INSIDE THE 20

Rank	Team	Poss	Pts	TD	TD%	FG	Score	Score%
1)	New York Giants	43	172	17	39.5	18	35	81.4
2)	Carolina	55	245	24	43.6	26	50	90.9
3)	Philadelphia	51	216	23	45.1	19	42	82.4
4)	Chicago	59	279	31	52.5	22	53	89.8
5)	Dallas	54	253	29	53.7	19	48	88.9
6)	Minnesota	44	212	24	54.5	15	39	88.6
7)	Arizona	45	212	25	55.6	13	38	84.4
8)	Seattle	46	214	26	56.5	10	36	78.3
9)	New Orleans	56	275	32	57.1	17	49	87.5
10)	Tampa Bay	50	250	29	58.0	16	45	90.0
11)	Washington	54	264	32	59.3	14	46	85.2
12)	San Francisco	66	347	41	62.1	21	62	93.9
13)	Green Bay	45	236	28	62.2	15	43	95.6
14)	Detroit	53	283	36	67.9	11	47	88.7
15)	Los Angeles	52	289	37	71.2	11	48	92.3
16)	Atlanta	55	312	40	72.7	11	51	92.7

WEEK 17 / THROUGH SUNDAY, JANUARY 1, 2017**NFL / TEAM/OFFENSE INSIDE THE 20**

Rank	Team	Poss	Pts	TD	TD%	FG	Score	Score%
1)	Tennessee	50	279	36	72.0	11	47	94.0
2)	San Francisco	44	241	30	68.2	10	40	90.9
3)	Dallas	57	312	38	66.7	16	54	94.7
4)	New Orleans	68	365	45	66.2	17	62	91.2
5)	Indianapolis	53	277	35	66.0	10	45	84.9
6t)	Arizona	54	279	35	64.8	12	47	87.0
6t)	Buffalo	54	285	35	64.8	13	48	88.9
8)	New England	60	312	38	63.3	16	54	90.0
9)	Atlanta	63	327	39	61.9	19	58	92.1
10)	Green Bay	66	338	40	60.6	20	60	90.9
11)	Jacksonville	40	195	24	60.0	9	33	82.5
12t)	Carolina	49	240	29	59.2	13	42	85.7
12t)	Pittsburgh	49	235	29	59.2	12	41	83.7
14)	Oakland	56	278	32	57.1	18	50	89.3
15)	Miami	47	222	26	55.3	14	40	85.1
16)	Cleveland	44	205	24	54.5	13	37	84.1
17)	Detroit	48	232	26	54.2	17	43	89.6
18)	Cincinnati	54	257	29	53.7	20	49	90.7
19)	New York Giants	43	200	23	53.5	14	37	86.0
20)	Baltimore	46	209	24	52.2	13	37	80.4
21)	Tampa Bay	54	252	28	51.9	19	47	87.0
22)	San Diego	62	285	32	51.6	22	54	87.1
23)	Chicago	49	216	25	51.0	14	39	79.6
24)	Philadelphia	55	256	27	49.1	22	49	89.1
25)	Los Angeles	34	151	16	47.1	13	29	85.3
26)	Denver	47	209	22	46.8	19	41	87.2
27)	Seattle	56	248	26	46.4	24	50	89.3
28)	Minnesota	50	206	23	46.0	17	40	80.0
29)	Washington	61	264	28	45.9	24	52	85.2
30)	Kansas City	55	235	25	45.5	21	46	83.6
31)	Houston	44	191	18	40.9	22	40	90.9
32)	New York Jets	54	197	19	35.2	22	41	75.9

NFL / OPPONENTS/DEFENSE INSIDE THE 20

Rank	Team	Poss	Pts	TD	TD%	FG	Score	Score%
1)	New York Giants	43	172	17	39.5	18	35	81.4
2)	Carolina	55	245	24	43.6	26	50	90.9
3)	Philadelphia	51	216	23	45.1	19	42	82.4
4)	Pittsburgh	57	238	26	45.6	19	45	78.9
5)	Kansas City	53	227	26	49.1	16	42	79.2
6)	Indianapolis	50	228	25	50.0	20	45	90.0
7)	Cincinnati	49	221	25	51.0	17	42	85.7
8t)	Houston	44	213	23	52.3	17	40	90.9
8t)	New England	44	198	23	52.3	13	36	81.8
10)	Denver	42	207	22	52.4	18	40	95.2
11)	Chicago	59	279	31	52.5	22	53	89.8
12)	Buffalo	57	267	30	52.6	19	49	86.0
13)	Tennessee	55	251	29	52.7	17	46	83.6
14)	Dallas	54	253	29	53.7	19	48	88.9
15t)	Jacksonville	55	265	30	54.5	19	49	89.1
15t)	Minnesota	44	212	24	54.5	15	39	88.6
15t)	San Diego	66	315	36	54.5	21	57	86.4
18)	Baltimore	47	221	26	55.3	14	40	85.1
19)	Arizona	45	212	25	55.6	13	38	84.4
20)	Seattle	46	214	26	56.5	10	36	78.3
21t)	Miami	51	240	29	56.9	12	41	80.4
21t)	New York Jets	51	250	29	56.9	16	45	88.2
23)	New Orleans	56	275	32	57.1	17	49	87.5
24)	Oakland	57	277	33	57.9	16	49	86.0
25)	Tampa Bay	50	250	29	58.0	16	45	90.0
26)	Washington	54	264	32	59.3	14	46	85.2
27)	San Francisco	66	347	41	62.1	21	62	93.9
28)	Green Bay	45	236	28	62.2	15	43	95.6
29)	Cleveland	60	321	40	66.7	14	54	90.0
30)	Detroit	53	283	36	67.9	11	47	88.7
31)	Los Angeles	52	289	37	71.2	11	48	92.3
32)	Atlanta	55	312	40	72.7	11	51	92.7

WEEK 17 / THROUGH SUNDAY, JANUARY 1, 2017**AFC / OFFENSE/TEAMS: FIRST DOWNS, THIRD DOWNS, FOURTH DOWNS**

Rank	Team	FIRST DOWNS				THIRD DOWNS			FOURTH DOWNS		
		Total	Rush	Pass	Pen	Made	Att	Pct	Made	Att	Pct
1t)	Indianapolis	351	93	220	38	87	202	43.1	8	18	44.4
1t)	New England	351	109	203	39	104	227	45.8	8	12	66.7
3)	Cincinnati	341	100	204	37	82	210	39.0	7	9	77.8
4)	San Diego	340	90	214	36	85	200	42.5	6	12	50.0
5)	Pittsburgh	336	97	210	29	83	202	41.1	9	16	56.3
6)	Oakland	334	98	198	38	83	218	38.1	6	13	46.2
7)	Buffalo	328	146	155	27	86	210	41.0	8	15	53.3
8)	Tennessee	322	115	175	32	100	217	46.1	4	11	36.4
9)	Jacksonville	321	75	207	39	78	221	35.3	7	16	43.8
10)	Baltimore	316	79	205	32	86	233	36.9	8	19	42.1
11t)	Houston	305	102	173	30	87	233	37.3	9	23	39.1
11t)	Kansas City	305	86	197	22	81	213	38.0	10	14	71.4
13)	Cleveland	296	83	181	32	77	212	36.3	13	18	72.2
14)	New York Jets	291	97	166	28	76	210	36.2	8	19	42.1
15)	Denver	290	76	181	33	75	219	34.2	9	17	52.9
16)	Miami	278	90	167	21	69	188	36.7	0	4	0.0
	Totals	5105	1536	3056	513	1339	3415	39.2	120	236	50.8

AFC / DEFENSE/OPPONENTS: FIRST DOWNS, THIRD DOWNS, FOURTH DOWNS

Rank	Team	FIRST DOWNS				THIRD DOWNS			FOURTH DOWNS		
		Total	Rush	Pass	Pen	Made	Att	Pct	Made	Att	Pct
1)	Houston	272	87	157	28	82	213	38.5	3	13	23.1
2t)	Baltimore	294	74	190	30	75	214	35.0	11	16	68.8
2t)	New England	294	81	190	23	76	206	36.9	7	18	38.9
4)	Jacksonville	305	93	174	38	83	224	37.1	6	13	46.2
5)	Denver	306	101	169	36	86	236	36.4	6	16	37.5
6)	Pittsburgh	313	95	184	34	88	214	41.1	11	21	52.4
7t)	New York Jets	318	86	203	29	84	210	40.0	2	10	20.0
7t)	Oakland	318	94	188	36	78	198	39.4	4	15	26.7
9)	Tennessee	324	70	227	27	77	210	36.7	12	22	54.5
10)	Cincinnati	327	95	196	36	86	217	39.6	9	19	47.4
11)	San Diego	330	98	204	28	83	208	39.9	11	16	68.8
12)	Buffalo	338	122	183	33	82	205	40.0	4	14	28.6
13)	Kansas City	342	102	209	31	96	222	43.2	10	20	50.0
14)	Miami	349	109	199	41	77	213	36.2	9	16	56.3
15)	Indianapolis	353	93	225	35	80	193	41.5	3	8	37.5
16)	Cleveland	364	121	220	23	93	206	45.1	9	12	75.0
	Totals	5147	1521	3118	508	1326	3389	39.1	117	249	47.0

WEEK 17 / THROUGH SUNDAY, JANUARY 1, 2017

NFC / OFFENSE/TEAMS: FIRST DOWNS, THIRD DOWNS, FOURTH DOWNS

Rank	Team	FIRST DOWNS				THIRD DOWNS			FOURTH DOWNS		
		Total	Rush	Pass	Pen	Made	Att	Pct	Made	Att	Pct
1)	New Orleans	395	105	265	25	107	220	48.6	13	15	86.7
2)	Atlanta	379	108	239	32	75	178	42.1	8	14	57.1
3)	Arizona	368	97	229	42	87	214	40.7	5	10	50.0
4)	Dallas	358	142	191	25	80	189	42.3	8	9	88.9
5)	Green Bay	349	91	222	36	98	210	46.7	7	17	41.2
6)	Washington	345	89	226	30	90	199	45.2	7	14	50.0
7)	Tampa Bay	340	80	220	40	94	214	43.9	4	9	44.4
8)	Philadelphia	333	114	192	27	85	224	37.9	13	27	48.1
9)	Detroit	329	76	217	36	83	195	42.6	7	10	70.0
10)	Chicago	324	93	212	19	70	185	37.8	4	14	28.6
11)	Carolina	318	99	194	25	83	223	37.2	11	17	64.7
12)	Seattle	313	85	203	25	79	207	38.2	4	11	36.4
13)	Minnesota	303	66	209	28	81	213	38.0	8	18	44.4
14)	New York Giants	289	73	190	26	78	219	35.6	9	19	47.4
15)	San Francisco	287	116	152	19	78	222	35.1	10	19	52.6
16)	Los Angeles	245	68	151	26	67	213	31.5	8	20	40.0
	Totals	5275	1502	3312	461	1335	3325	40.2	126	243	51.9

NFC / DEFENSE/OPPONENTS: FIRST DOWNS, THIRD DOWNS, FOURTH DOWNS

Rank	Team	FIRST DOWNS				THIRD DOWNS			FOURTH DOWNS		
		Total	Rush	Pass	Pen	Made	Att	Pct	Made	Att	Pct
1)	Arizona	293	90	175	28	85	219	38.8	7	15	46.7
2)	New York Giants	298	82	191	25	84	238	35.3	7	14	50.0
3)	Philadelphia	300	89	177	34	82	205	40.0	8	18	44.4
4)	Minnesota	304	87	186	31	80	206	38.8	3	14	21.4
5)	Seattle	307	94	180	33	82	212	38.7	6	20	30.0
6)	Chicago	322	99	188	35	85	210	40.5	10	14	71.4
7)	Los Angeles	325	91	194	40	82	220	37.3	12	14	85.7
8)	Tampa Bay	326	102	203	21	67	195	34.4	8	10	80.0
9t)	Carolina	329	90	223	16	80	211	37.9	9	13	69.2
9t)	Green Bay	329	80	227	22	82	199	41.2	12	18	66.7
11)	Dallas	330	79	226	25	77	197	39.1	9	14	64.3
12)	Detroit	333	99	206	28	90	198	45.5	3	8	37.5
13)	New Orleans	353	91	230	32	84	194	43.3	4	10	40.0
14t)	Atlanta	358	95	232	31	89	213	41.8	18	25	72.0
14t)	San Francisco	358	140	187	31	102	226	45.1	4	7	57.1
16)	Washington	368	109	225	34	97	208	46.6	9	16	56.3
	Totals	5233	1517	3250	466	1348	3351	40.2	129	230	56.1

WEEK 17 / THROUGH SUNDAY, JANUARY 1, 2017

NFL / OFFENSE/TEAMS: FIRST DOWNS, THIRD DOWNS, FOURTH DOWNS

Rank	Team	FIRST DOWNS				THIRD DOWNS			FOURTH DOWNS		
		Total	Rush	Pass	Pen	Made	Att	Pct	Made	Att	Pct
1)	New Orleans	395	105	265	25	107	220	48.6	13	15	86.7
2)	Atlanta	379	108	239	32	75	178	42.1	8	14	57.1
3)	Arizona	368	97	229	42	87	214	40.7	5	10	50.0
4)	Dallas	358	142	191	25	80	189	42.3	8	9	88.9
5t)	Indianapolis	351	93	220	38	87	202	43.1	8	18	44.4
5t)	New England	351	109	203	39	104	227	45.8	8	12	66.7
7)	Green Bay	349	91	222	36	98	210	46.7	7	17	41.2
8)	Washington	345	89	226	30	90	199	45.2	7	14	50.0
9)	Cincinnati	341	100	204	37	82	210	39.0	7	9	77.8
10t)	San Diego	340	90	214	36	85	200	42.5	6	12	50.0
10t)	Tampa Bay	340	80	220	40	94	214	43.9	4	9	44.4
12)	Pittsburgh	336	97	210	29	83	202	41.1	9	16	56.3
13)	Oakland	334	98	198	38	83	218	38.1	6	13	46.2
14)	Philadelphia	333	114	192	27	85	224	37.9	13	27	48.1
15)	Detroit	329	76	217	36	83	195	42.6	7	10	70.0
16)	Buffalo	328	146	155	27	86	210	41.0	8	15	53.3
17)	Chicago	324	93	212	19	70	185	37.8	4	14	28.6
18)	Tennessee	322	115	175	32	100	217	46.1	4	11	36.4
19)	Jacksonville	321	75	207	39	78	221	35.3	7	16	43.8
20)	Carolina	318	99	194	25	83	223	37.2	11	17	64.7
21)	Baltimore	316	79	205	32	86	233	36.9	8	19	42.1
22)	Seattle	313	85	203	25	79	207	38.2	4	11	36.4
23t)	Houston	305	102	173	30	87	233	37.3	9	23	39.1
23t)	Kansas City	305	86	197	22	81	213	38.0	10	14	71.4
25)	Minnesota	303	66	209	28	81	213	38.0	8	18	44.4
26)	Cleveland	296	83	181	32	77	212	36.3	13	18	72.2
27)	New York Jets	291	97	166	28	76	210	36.2	8	19	42.1
28)	Denver	290	76	181	33	75	219	34.2	9	17	52.9
29)	New York Giants	289	73	190	26	78	219	35.6	9	19	47.4
30)	San Francisco	287	116	152	19	78	222	35.1	10	19	52.6
31)	Miami	278	90	167	21	69	188	36.7	0	4	0.0
32)	Los Angeles	245	68	151	26	67	213	31.5	8	20	40.0
	Totals	10380	3038	6368	974	2674	6740	39.7	246	479	51.4

NFL / DEFENSE/OPPONENTS: FIRST DOWNS, THIRD DOWNS, FOURTH DOWNS

Rank	Team	FIRST DOWNS				THIRD DOWNS			FOURTH DOWNS		
		Total	Rush	Pass	Pen	Made	Att	Pct	Made	Att	Pct
1)	Houston	272	87	157	28	82	213	38.5	3	13	23.1
2)	Arizona	293	90	175	28	85	219	38.8	7	15	46.7
3t)	Baltimore	294	74	190	30	75	214	35.0	11	16	68.8
3t)	New England	294	81	190	23	76	206	36.9	7	18	38.9
5)	New York Giants	298	82	191	25	84	238	35.3	7	14	50.0
6)	Philadelphia	300	89	177	34	82	205	40.0	8	18	44.4
7)	Minnesota	304	87	186	31	80	206	38.8	3	14	21.4
8)	Jacksonville	305	93	174	38	83	224	37.1	6	13	46.2
9)	Denver	306	101	169	36	86	236	36.4	6	16	37.5
10)	Seattle	307	94	180	33	82	212	38.7	6	20	30.0
11)	Pittsburgh	313	95	184	34	88	214	41.1	11	21	52.4
12t)	New York Jets	318	86	203	29	84	210	40.0	2	10	20.0
12t)	Oakland	318	94	188	36	78	198	39.4	4	15	26.7
14)	Chicago	322	99	188	35	85	210	40.5	10	14	71.4
15)	Tennessee	324	70	227	27	77	210	36.7	12	22	54.5
16)	Los Angeles	325	91	194	40	82	220	37.3	12	14	85.7
17)	Tampa Bay	326	102	203	21	67	195	34.4	8	10	80.0
18)	Cincinnati	327	95	196	36	86	217	39.6	9	19	47.4
19t)	Carolina	329	90	223	16	80	211	37.9	9	13	69.2
19t)	Green Bay	329	80	227	22	82	199	41.2	12	18	66.7
21t)	San Diego	330	98	204	28	83	208	39.9	11	16	68.8
21t)	Dallas	330	79	226	25	77	197	39.1	9	14	64.3
23)	Detroit	333	99	206	28	90	198	45.5	3	8	37.5
24)	Buffalo	338	122	183	33	82	205	40.0	4	14	28.6
25)	Kansas City	342	102	209	31	96	222	43.2	10	20	50.0
26)	Miami	349	109	199	41	77	213	36.2	9	16	56.3
27t)	Indianapolis	353	93	225	35	80	193	41.5	3	8	37.5
27t)	New Orleans	353	91	230	32	84	194	43.3	4	10	40.0
29t)	Atlanta	358	95	232	31	89	213	41.8	18	25	72.0
29t)	San Francisco	358	140	187	31	102	226	45.1	4	7	57.1
31)	Cleveland	364	121	220	23	93	206	45.1	9	12	75.0
32)	Washington	368	109	225	34	97	208	46.6	9	16	56.3
	Totals	10380	3038	6368	974	2674	6740	39.7	246	479	51.4

WEEK 17 / THROUGH SUNDAY, JANUARY 1, 2017**AFC / FIRST-DOWN PLAYS BY TEAMS**

Rank	Team	Yds/Play	Plays	Yards
1)	New England	5.73	471	2700
2)	Miami	5.73	414	2372
3)	Kansas City	5.71	438	2500
4)	Buffalo	5.63	449	2530
5)	Indianapolis	5.55	473	2626
6)	Oakland	5.50	466	2565
7)	San Diego	5.49	464	2546
8)	Tennessee	5.32	447	2380
9)	Baltimore	5.31	467	2478
10)	Jacksonville	5.15	463	2384
11)	Pittsburgh	5.07	461	2336
12)	New York Jets	5.03	435	2186
13)	Cleveland	4.95	438	2167
14)	Denver	4.89	441	2155
15)	Cincinnati	4.89	464	2267
16)	Houston	4.54	461	2095
	TOTAL	5.28	7252	38287

AFC / FIRST-DOWN PLAYS BY OPPONENTS

Rank	Team	Yds/Play	Plays	Yards
1)	Jacksonville	4.70	444	2085
2)	Baltimore	4.99	434	2167
3)	Denver	5.01	460	2304
4)	Pittsburgh	5.05	440	2222
5)	Houston	5.09	411	2091
6)	New England	5.10	436	2224
7)	Kansas City	5.12	473	2420
8)	Cincinnati	5.28	456	2407
9)	San Diego	5.42	466	2526
10)	Cleveland	5.43	479	2603
11)	New York Jets	5.45	449	2446
12)	Tennessee	5.46	455	2484
13)	Miami	5.46	491	2683
14)	Buffalo	5.56	464	2581
15)	Indianapolis	5.96	477	2841
16)	Oakland	6.21	452	2808
	TOTAL	5.34	7287	38892

WEEK 17 / THROUGH SUNDAY, JANUARY 1, 2017

NFC / FIRST-DOWN PLAYS BY TEAMS

Rank	Team	Yds/Play	Plays	Yards
1)	Atlanta	7.58	487	3690
2)	Chicago	6.70	458	3070
3)	New Orleans	6.40	507	3245
4)	Arizona	5.86	500	2928
5)	Washington	5.83	465	2711
6)	Seattle	5.73	454	2601
7t)	Dallas	5.63	471	2653
7t)	Carolina	5.63	471	2653
9)	Green Bay	5.52	461	2546
10)	San Francisco	5.51	433	2385
11)	Philadelphia	5.32	475	2528
12)	Minnesota	5.15	436	2246
13)	Detroit	5.08	440	2236
14)	New York Giants	4.84	440	2129
15)	Tampa Bay	4.77	475	2264
16)	Los Angeles	4.50	408	1838
	TOTAL	5.65	7381	41723

NFC / FIRST-DOWN PLAYS BY OPPONENTS

Rank	Team	Yds/Play	Plays	Yards
1)	Arizona	4.91	444	2178
2)	Los Angeles	5.06	455	2302
3)	Seattle	5.16	452	2332
4)	Chicago	5.17	443	2290
5)	Dallas	5.18	453	2345
6)	Philadelphia	5.23	437	2287
7)	Atlanta	5.34	474	2529
8)	Minnesota	5.54	448	2483
9)	Washington	5.71	483	2757
10)	New York Giants	5.72	459	2626
11)	Carolina	5.85	476	2786
12)	San Francisco	5.91	494	2920
13)	Green Bay	6.07	451	2738
14)	Tampa Bay	6.17	464	2864
15)	Detroit	6.19	443	2740
16)	New Orleans	6.26	470	2941
	TOTAL	5.60	7346	41118

WEEK 17 / THROUGH SUNDAY, JANUARY 1, 2017**NFL / FIRST-DOWN PLAYS BY TEAMS**

Rank	Team	Yds/Play	Plays	Yards
1)	Atlanta	7.58	487	3690
2)	Chicago	6.70	458	3070
3)	New Orleans	6.40	507	3245
4)	Arizona	5.86	500	2928
5)	Washington	5.83	465	2711
6)	New England	5.73	471	2700
7)	Miami	5.73	414	2372
8)	Seattle	5.73	454	2601
9)	Kansas City	5.71	438	2500
10)	Buffalo	5.63	449	2530
11t)	Dallas	5.63	471	2653
11t)	Carolina	5.63	471	2653
13)	Indianapolis	5.55	473	2626
14)	Green Bay	5.52	461	2546
15)	San Francisco	5.51	433	2385
16)	Oakland	5.50	466	2565
17)	San Diego	5.49	464	2546
18)	Tennessee	5.32	447	2380
19)	Philadelphia	5.32	475	2528
20)	Baltimore	5.31	467	2478
21)	Minnesota	5.15	436	2246
22)	Jacksonville	5.15	463	2384
23)	Detroit	5.08	440	2236
24)	Pittsburgh	5.07	461	2336
25)	New York Jets	5.03	435	2186
26)	Cleveland	4.95	438	2167
27)	Denver	4.89	441	2155
28)	Cincinnati	4.89	464	2267
29)	New York Giants	4.84	440	2129
30)	Tampa Bay	4.77	475	2264
31)	Houston	4.54	461	2095
32)	Los Angeles	4.50	408	1838
	TOTAL	5.47	14633	80010

NFL / FIRST-DOWN PLAYS BY OPPONENTS

Rank	Team	Yds/Play	Plays	Yards
1)	Jacksonville	4.70	444	2085
2)	Arizona	4.91	444	2178
3)	Baltimore	4.99	434	2167
4)	Denver	5.01	460	2304
5)	Pittsburgh	5.05	440	2222
6)	Los Angeles	5.06	455	2302
7)	Houston	5.09	411	2091
8)	New England	5.10	436	2224
9)	Kansas City	5.12	473	2420
10)	Seattle	5.16	452	2332
11)	Chicago	5.17	443	2290
12)	Dallas	5.18	453	2345
13)	Philadelphia	5.23	437	2287
14)	Cincinnati	5.28	456	2407
15)	Atlanta	5.34	474	2529
16)	San Diego	5.42	466	2526
17)	Cleveland	5.43	479	2603
18)	New York Jets	5.45	449	2446
19)	Tennessee	5.46	455	2484
20)	Miami	5.46	491	2683
21)	Minnesota	5.54	448	2483
22)	Buffalo	5.56	464	2581
23)	Washington	5.71	483	2757
24)	New York Giants	5.72	459	2626
25)	Carolina	5.85	476	2786
26)	San Francisco	5.91	494	2920
27)	Indianapolis	5.96	477	2841
28)	Green Bay	6.07	451	2738
29)	Tampa Bay	6.17	464	2864
30)	Detroit	6.19	443	2740
31)	Oakland	6.21	452	2808
32)	New Orleans	6.26	470	2941
	TOTAL	5.47	14633	80010

WEEK 17 / THROUGH SUNDAY, JANUARY 1, 2017**AFC / KICKOFFS (Receiving Team)**

Rank	Team	TotKO	AdjKO	TB	TB%	EZ	EZ%	OB	I20	Avg.Start
1)	Cincinnati	76	74	35	47.3	52	68.4	1	10	26.4
2)	Indianapolis	91	88	57	64.8	71	78.0	1	6	26.3
3)	Jacksonville	93	92	55	59.8	69	74.2	1	9	25.9
4)	New England	66	61	36	59.0	44	66.7	0	5	25.9
5)	Miami	84	82	47	57.3	68	81.0	0	14	25.3
6)	Kansas City	74	70	30	42.9	51	68.9	2	14	24.9
7)	Baltimore	71	67	39	58.2	54	76.1	2	10	24.9
8)	Buffalo	84	83	44	53.0	62	73.8	0	10	24.6
8t)	Oakland	84	83	55	66.3	65	77.4	3	8	24.6
10)	Tennessee	86	78	45	57.7	50	58.1	3	8	24.5
11)	Denver	74	72	52	72.2	65	87.8	0	9	24.4
12)	New York Jets	87	84	41	48.8	59	67.8	1	12	24.2
13)	Houston	77	71	44	62.0	56	72.7	1	11	24.2
14)	Pittsburgh	78	76	48	63.2	61	78.2	1	10	24.1
15)	San Diego	93	88	61	69.3	72	77.4	1	12	23.4
16)	Cleveland	86	86	52	60.5	61	70.9	0	15	23.2
	Totals	1304	1255	741	59.0	960	76.5	17	163	24.8

AFC / KICKOFFS (Kicking Team)

Rank	Team	TotKO	AdjKO	TB	TB%	EZ	EZ%	OB	I20	Avg.Start
1)	New England	93	91	52	57.1	67	72.0	1	15	23.5
2)	Oakland	88	87	43	49.4	58	65.9	0	16	23.6
3)	Indianapolis	89	88	49	55.7	67	75.3	0	13	23.9
4)	Cincinnati	77	75	36	48.0	54	70.1	0	17	24.1
5)	Miami	74	74	43	58.1	55	74.3	0	8	24.4
6)	Cleveland	66	63	38	60.3	47	71.2	2	7	24.9
7)	Baltimore	81	79	52	65.8	60	74.1	1	6	25.1
8)	Tennessee	83	80	58	72.5	67	80.7	2	7	25.2
9)	Denver	81	76	51	67.1	57	70.4	1	11	25.2
10)	New York Jets	70	68	39	57.4	55	78.6	0	10	25.3
11)	San Diego	92	90	67	74.4	77	83.7	2	5	25.4
12)	Jacksonville	77	71	60	84.5	64	83.1	2	2	25.5
13)	Kansas City	86	82	48	58.5	61	70.9	1	8	25.7
14)	Houston	76	72	23	31.9	40	52.6	1	9	25.8
15)	Pittsburgh	86	82	52	63.4	67	77.9	3	9	26.0
16)	Buffalo	84	80	35	43.8	54	64.3	1	13	26.1
	Totals	1303	1258	746	59.3	950	75.5	17	156	25.0

Note: Average team drive start DOES NOT include onside kicks or kickoffs at the end of a half unless either kickoff is returned for a touchdown. All other kickoffs (returned kickoffs, fair catches, touchback and kickoffs out of bounds) are included. Kickoffs resulting in the kicking team retaining possession are not included.

ADJ KO: Adjusted kickoffs are used to compute the Avg. Team Drive Start.

I20: The number of drives that start inside (not including) the 20 yd line.

WEEK 17 / THROUGH SUNDAY, JANUARY 1, 2017

NFC / KICKOFFS (Receiving Team)

Rank	Team	TotKO	AdjKO	TB	TB%	EZ	EZ%	OB	I20	Avg.Start
1)	Philadelphia	80	78	43	55.1	59	73.8	1	11	27.2
2)	Minnesota	72	68	37	54.4	57	79.2	0	7	26.9
3)	Seattle	68	66	29	43.9	43	63.2	2	8	26.1
4)	New York Giants	74	74	42	56.8	59	79.7	1	8	25.3
5)	Dallas	75	69	45	65.2	51	68.0	2	2	25.1
6)	Carolina	91	88	53	60.2	69	75.8	0	13	25.0
7)	Arizona	84	83	57	68.7	65	77.4	0	13	24.7
8)	Green Bay	88	83	50	60.2	57	64.8	1	11	24.6
9)	Chicago	92	89	49	55.1	63	68.5	0	15	24.6
10)	Los Angeles	80	79	33	41.8	62	77.5	0	14	24.6
11)	Washington	83	81	53	65.4	62	74.7	1	9	24.5
12)	San Francisco	99	96	61	63.5	76	76.8	0	12	24.4
13)	Atlanta	84	77	54	70.1	63	75.0	0	8	24.4
14)	Detroit	78	78	42	53.8	64	82.1	1	11	24.1
15)	New Orleans	99	97	68	70.1	77	77.8	2	14	23.7
16)	Tampa Bay	81	80	59	73.8	68	84.0	0	10	23.4
	Totals	1328	1286	775	60.3	995	77.4	11	166	24.8

NFC / KICKOFFS (Kicking Team)

Rank	Team	TotKO	AdjKO	TB	TB%	EZ	EZ%	OB	I20	Avg.Start
1)	Philadelphia	87	83	46	55.4	61	70.1	0	17	22.7
2)	Los Angeles	59	58	36	62.1	48	81.4	0	8	23.4
3)	Carolina	87	85	63	74.1	71	81.6	0	10	23.7
4)	Chicago	65	62	26	41.9	48	73.8	0	13	24.0
5)	Dallas	91	89	57	64.0	77	84.6	0	10	24.1
6)	Tampa Bay	81	78	52	66.7	69	85.2	1	10	24.4
7)	Atlanta	112	111	72	64.9	88	78.6	0	16	24.5
8)	New Orleans	93	89	49	55.1	69	74.2	1	12	24.6
9)	Detroit	80	74	53	71.6	63	78.8	1	9	24.6
10)	Seattle	87	84	54	64.3	66	75.9	0	8	24.8
11)	Washington	92	90	65	72.2	75	81.5	1	12	25.0
12)	Arizona	83	80	52	65.0	69	83.1	1	9	25.1
13)	San Francisco	72	68	24	35.3	35	48.6	2	14	25.6
14)	Minnesota	79	76	38	50.0	56	70.9	1	9	25.6
15)	New York Giants	72	69	37	53.6	47	65.3	2	6	26.1
16)	Green Bay	89	87	46	52.9	63	70.8	1	10	26.6
	Totals	1329	1283	770	60.01005	78.3	11	173	24.7	

Note: Average team drive start DOES NOT include onside kicks or kickoffs at the end of a half unless either kickoff is returned for a touchdown. All other kickoffs (returned kickoffs, fair catches, touchback and kickoffs out of bounds) are included. Kickoffs resulting in the kicking team retaining possession are not included.

ADJ KO: Adjusted kickoffs are used to compute the Avg. Team Drive Start.

I20: The number of drives that start inside (not including) the 20 yd line.

WEEK 17 / THROUGH SUNDAY, JANUARY 1, 2017**NFL / KICKOFFS (Receiving Team)**

Rank	Team	TotKO	AdjKO	TB	TB%	EZ	EZ%	OB	I20	Avg.Start
1)	Philadelphia	80	78	43	55.1	59	73.8	1	11	27.2
2)	Minnesota	72	68	37	54.4	57	79.2	0	7	26.9
3)	Cincinnati	76	74	35	47.3	52	68.4	1	10	26.4
4)	Indianapolis	91	88	57	64.8	71	78.0	1	6	26.3
5)	Seattle	68	66	29	43.9	43	63.2	2	8	26.1
6)	Jacksonville	93	92	55	59.8	69	74.2	1	9	25.9
7)	New England	66	61	36	59.0	44	66.7	0	5	25.9
8)	Miami	84	82	47	57.3	68	81.0	0	14	25.3
9)	New York Giants	74	74	42	56.8	59	79.7	1	8	25.3
10)	Dallas	75	69	45	65.2	51	68.0	2	2	25.1
11)	Carolina	91	88	53	60.2	69	75.8	0	13	25.0
12)	Kansas City	74	70	30	42.9	51	68.9	2	14	24.9
13)	Baltimore	71	67	39	58.2	54	76.1	2	10	24.9
14)	Arizona	84	83	57	68.7	65	77.4	0	13	24.7
15)	Green Bay	88	83	50	60.2	57	64.8	1	11	24.6
16)	Chicago	92	89	49	55.1	63	68.5	0	15	24.6
17)	Buffalo	84	83	44	53.0	62	73.8	0	10	24.6
17t)	Oakland	84	83	55	66.3	65	77.4	3	8	24.6
19)	Los Angeles	80	79	33	41.8	62	77.5	0	14	24.6
20)	Washington	83	81	53	65.4	62	74.7	1	9	24.5
21)	Tennessee	86	78	45	57.7	50	58.1	3	8	24.5
22)	San Francisco	99	96	61	63.5	76	76.8	0	12	24.4
23)	Denver	74	72	52	72.2	65	87.8	0	9	24.4
24)	Atlanta	84	77	54	70.1	63	75.0	0	8	24.4
25)	New York Jets	87	84	41	48.8	59	67.8	1	12	24.2
26)	Houston	77	71	44	62.0	56	72.7	1	11	24.2
27)	Pittsburgh	78	76	48	63.2	61	78.2	1	10	24.1
28)	Detroit	78	78	42	53.8	64	82.1	1	11	24.1
29)	New Orleans	99	97	68	70.1	77	77.8	2	14	23.7
30)	San Diego	93	88	61	69.3	72	77.4	1	12	23.4
31)	Tampa Bay	81	80	59	73.8	68	84.0	0	10	23.4
32)	Cleveland	86	86	52	60.5	61	70.9	0	15	23.2
	Totals	2632	2541	1516	59.7	1955	76.9	28	329	24.8

Note: Average opponent drive start DOES NOT include inside kicks or kickoffs at the end of a half unless either kickoff is returned for a touchdown. All other kickoffs (returned kickoffs, fair catches, touchback and kickoffs out of bounds) are included. Kickoffs resulting in the kicking team retaining possession are not included.

ADJ KO: Adjusted kickoffs are used to compute the Avg. Team Drive Start.

I20: The number of drives that start inside (not including) the 20 yd line.

WEEK 17 / THROUGH SUNDAY, JANUARY 1, 2017**NFL / KICKOFFS (Kicking Team)**

Rank	Team	TotKO	AdjKO	TB	TB%	EZ	EZ%	OB	I20	Avg.Start
1)	Philadelphia	87	83	46	55.4	61	70.1	0	17	22.7
2)	Los Angeles	59	58	36	62.1	48	81.4	0	8	23.4
3)	New England	93	91	52	57.1	67	72.0	1	15	23.5
4)	Oakland	88	87	43	49.4	58	65.9	0	16	23.6
5)	Carolina	87	85	63	74.1	71	81.6	0	10	23.7
6)	Indianapolis	89	88	49	55.7	67	75.3	0	13	23.9
7)	Chicago	65	62	26	41.9	48	73.8	0	13	24.0
8)	Dallas	91	89	57	64.0	77	84.6	0	10	24.1
9)	Cincinnati	77	75	36	48.0	54	70.1	0	17	24.1
10)	Tampa Bay	81	78	52	66.7	69	85.2	1	10	24.4
11)	Miami	74	74	43	58.1	55	74.3	0	8	24.4
12)	Atlanta	112	111	72	64.9	88	78.6	0	16	24.5
13)	New Orleans	93	89	49	55.1	69	74.2	1	12	24.6
14)	Detroit	80	74	53	71.6	63	78.8	1	9	24.6
15)	Seattle	87	84	54	64.3	66	75.9	0	8	24.8
16)	Cleveland	66	63	38	60.3	47	71.2	2	7	24.9
17)	Washington	92	90	65	72.2	75	81.5	1	12	25.0
18)	Baltimore	81	79	52	65.8	60	74.1	1	6	25.1
19)	Arizona	83	80	52	65.0	69	83.1	1	9	25.1
20)	Tennessee	83	80	58	72.5	67	80.7	2	7	25.2
21)	Denver	81	76	51	67.1	57	70.4	1	11	25.2
22)	New York Jets	70	68	39	57.4	55	78.6	0	10	25.3
23)	San Diego	92	90	67	74.4	77	83.7	2	5	25.4
24)	Jacksonville	77	71	60	84.5	64	83.1	2	2	25.5
25)	San Francisco	72	68	24	35.3	35	48.6	2	14	25.6
26)	Minnesota	79	76	38	50.0	56	70.9	1	9	25.6
27)	Kansas City	86	82	48	58.5	61	70.9	1	8	25.7
28)	Houston	76	72	23	31.9	40	52.6	1	9	25.8
29)	Pittsburgh	86	82	52	63.4	67	77.9	3	9	26.0
30)	New York Giants	72	69	37	53.6	47	65.3	2	6	26.1
31)	Buffalo	84	80	35	43.8	54	64.3	1	13	26.1
32)	Green Bay	89	87	46	52.9	63	70.8	1	10	26.6
	Totals	2632	2541	1516	59.7	1955	76.9	28	329	24.8

Note: Average team drive start DOES NOT include inside kicks or kickoffs at the end of a half unless either kickoff is returned for a touchdown. All other kickoffs (returned kickoffs, fair catches, touchback and kickoffs out of bounds) are included. Kickoffs resulting in the kicking team retaining possession are not included.

ADJ KO: Adjusted kickoffs are used to compute the Avg. Team Drive Start.

I20: The number of drives that start inside (not including) the 20 yd line.

WEEK 17 / THROUGH SUNDAY, JANUARY 1, 2017

AFC / SINGLE-GAME HIGHS / PLAYERS

Most Points-- 18, Gordon, S.D. at Atl., 10/23 (OT), (3 td, 0 fg, 0 xp, 0 2pt)
Most Points-- 18, Hill, K.C. at Denv., 11/27 (OT), (3 td, 0 fg, 0 xp, 0 2pt)
Most Points-- 18, (10 times in Non-Overtime Games)
Passing Yards-- 513, Carr, Oak. at T.B., 10/30 (OT), (40-59, 513, 4 td, 0 int)
Passing Yards-- 408, Roethlisberger, Pitt. vs. Dal., 11/13, (37-46, 408, 3 td, 0 int)
Longest Pass-- 95, Flacco, Balt. vs. Pitt., 11/6, (to Wallace, Mike, td)
Passing Touchdowns-- 5, Roethlisberger, Pitt. vs. K.C., 10/2, (22-27, 300, 5 td, 0 int)
Rushing Yards-- 236, Bell, Pitt. at Buff., 12/11, (38-236, 3 td)
Rushing Attempts-- 38, Bell, Pitt. at Buff., 12/11, (38-236, 3 td)
Longest Rush-- 85, Crowell, Clev. vs. Balt., 9/18, td
Receptions-- 14, Brown, Pitt. vs. Dal., 11/13, (14-154, 1 td)
Receiving Yards-- 180, Green, Cin. at NY-J, 9/11, (12-180, 1 td)
Kickoff Return Yards-- 166, Erickson, Cin. vs. Pitt., 12/18, (5-166, 0 td)
Kickoff Returns-- 6, Thomas, K.C. at Atl., 12/4, (6-130, 0 td)
Kickoff Returns-- 6, Ross, NY-J vs. Ind., 12/5, (6-120, 0 td)
Longest Kickoff Return-- 100, Lee, Jax at Hou., 12/18, td
Punt Return Yards-- 99, Hill, K.C. vs. Oak., 12/8, (6-99, 1 fc, 1 td)
Punt Returns-- 6, Hill, K.C. vs. Oak., 12/8, (6-99, 1 fc, 1 td)
Punt Returns-- 6, Erickson, Cin. at Hou., 12/24, (6-16, 1 fc, 0 td)
Longest Punt Return-- 95, Hill, K.C. at S.D., 1/1, td
Interceptions-- 2, (13 times in Non-Overtime Games)
Longest Interception Return-- 90, Addae, S.D. vs. K.C., 1/1, td
Sacks-- 3.5, Ford, K.C. at Ind., 10/30
Scrimmage Yards-- 298, Bell, Pitt. at Buff., 12/11, (Rush 38-236, Rec 4-62)
Longest Punt-- 78, Nortman, Jax vs. Ind., 10/2
Punts-- 11, Dixon, Denv. at Jax , 12/4, (11-506, 46.0)
Field Goals Made-- 6, Boswell, Pitt. at Cin., 12/18, (6-6, 49 lg)
Longest Field Goal-- 57, Tucker, Balt. vs. Cin., 11/27

NFC / SINGLE-GAME HIGHS / PLAYERS

Most Points-- 18, (9 times in Non-Overtime Games)
Passing Yards-- 503, Ryan, Atl. vs. Car., 10/2, (28-37, 503, 4 td, 1 int)
Longest Pass-- 98, Brees, N.O. vs. Oak., 9/11, (to Cooks, Brandin, td)
Passing Touchdowns-- 4, (16 times in Non-Overtime Games)
Rushing Yards-- 193, Hyde, S.F. vs. NY-J, 12/11 (OT), (17-193, 0 td)
Rushing Yards-- 162, Montgomery, G.B. at Chi., 12/18, (16-162, 2 td)
Rushing Attempts-- 33, D. Johnson, Ariz. vs. Sea., 10/23 (OT), (33-113, 0 td)
Rushing Attempts-- 32, Howard, Chi. vs. S.F., 12/4, (32-117, 3 td)
Longest Rush-- 75, (3 times in Non-Overtime Games)
Receptions-- 13, Diggs, Minn. vs. Det., 11/6 (OT), (13-80, 0 td)
Receptions-- 13, (4 times in Non-Overtime Games)
Receiving Yards-- 300, J. Jones, Atl. vs. Car., 10/2, (12-300, 1 td)
Kickoff Return Yards-- 163, Cunningham, L.A. at N.O., 11/27, (5-163, 0 td)
Kickoff Returns-- 6, (3 times in Non-Overtime Games)
Longest Kickoff Return-- 104, Patterson, Minn. vs. Ariz., 11/20, td
Punt Return Yards-- 100, Roberts, Det. at Chi., 10/2, (2-100, 0 fc, 1 td)
Punt Return Yards-- 100, Sherels, Minn. vs. Hou., 10/9, (4-100, 1 fc, 1 td)
Punt Returns-- 7, Austin, L.A. vs. Atl., 12/11, (7-74, 0 fc, 0 td)
Longest Punt Return-- 85, Roberts, Det. at Chi., 10/2, td
Longest Punt Return-- 85, Crowder, Wash. at Balt., 10/9, td
Interceptions-- 2, (17 times in Non-Overtime Games)
Longest Interception Return-- 100, Rhodes, Minn. vs. Ariz., 11/20, td
Sacks-- 3.5, Beasley, Atl. at Denv., 10/9
Scrimmage Yards-- 300, J. Jones, Atl. vs. Car., 10/2, (Rush 0-0, Rec 12-300)
Longest Punt-- 78, Hekker, L.A. at NY-J, 11/13
Punts-- 10, Hekker, L.A. at S.F., 9/12, (10-431, 43.1)
Field Goals Made-- 5, Hopkins, Wash. at NY-G, 9/25, (5-5, 49 lg)
Field Goals Made-- 5, Prater, Det. at N.O., 12/4, (5-5, 52 lg)
Longest Field Goal-- 60, Catanzaro, Ariz. at Buff., 9/25

WEEK 17 / THROUGH SUNDAY, JANUARY 1, 2017

NFL / SINGLE-GAME HIGHS / PLAYERS

Most Points-- 18, Gordon, S.D. at Atl., 10/23 (OT), (3 td, 0 fg, 0 xp, 0 2pt)
Most Points-- 18, Hill, K.C. at Denv., 11/27 (OT), (3 td, 0 fg, 0 xp, 0 2pt)
Most Points-- 18, (19 times in Non-Overtime Games)
Passing Yards-- 513, Carr, Oak. at T.B., 10/30 (OT), (40-59, 513, 4 td, 0 int)
Passing Yards-- 503, Ryan, Atl. vs. Car., 10/2, (28-37, 503, 4 td, 1 int)
Longest Pass-- 98, Brees, N.O. vs. Oak., 9/11, (to Cooks, Brandin, td)
Passing Touchdowns-- 5, Roethlisberger, Pitt. vs. K.C., 10/2, (22-27, 300, 5 td, 0 int)
Rushing Yards-- 236, Bell, Pitt. at Buff., 12/11, (38-236, 3 td)
Rushing Attempts-- 38, Bell, Pitt. at Buff., 12/11, (38-236, 3 td)
Longest Rush-- 85, Crowell, Clev. vs. Balt., 9/18, td
Receptions-- 14, Brown, Pitt. vs. Dal., 11/13, (14-154, 1 td)
Receiving Yards-- 300, J. Jones, Atl. vs. Car., 10/2, (12-300, 1 td)
Kickoff Return Yards-- 166, Erickson, Cin. vs. Pitt., 12/18, (5-166, 0 td)
Kickoff Returns-- 6, (5 times in Non-Overtime Games)
Longest Kickoff Return-- 104, Patterson, Minn. vs. Ariz., 11/20, td
Punt Return Yards-- 100, Roberts, Det. at Chi., 10/2, (2-100, 0 fc, 1 td)
Punt Return Yards-- 100, Sherels, Minn. vs. Hou., 10/9, (4-100, 1 fc, 1 td)
Punt Returns-- 7, Austin, L.A. vs. Atl., 12/11, (7-74, 0 fc, 0 td)
Longest Punt Return-- 95, Hill, K.C. at S.D., 1/1, td
Interceptions-- 2, (30 times in Non-Overtime Games)
Longest Interception Return-- 100, Rhodes, Minn. vs. Ariz., 11/20, td
Sacks-- 3.5, Beasley, Atl. at Denv., 10/9
Sacks-- 3.5, Ford, K.C. at Ind., 10/30
Scrimmage Yards-- 300, J. Jones, Atl. vs. Car., 10/2, (Rush 0-0, Rec 12-300)
Longest Punt-- 78, Nortman, Jax vs. Ind., 10/2
Longest Punt-- 78, Hekker, L.A. at NY-J, 11/13
Punts-- 11, Dixon, Denv. at Jax , 12/4, (11-506, 46.0)
Field Goals Made-- 6, Boswell, Pitt. at Cin., 12/18, (6-6, 49 lg)
Longest Field Goal-- 60, Catanzaro, Ariz. at Buff., 9/25

WEEK 17 / THROUGH SUNDAY, JANUARY 1, 2017

300-Yard Passing Games

513, Carr, OAK at TB 10/30 (ot) (40-59, 4 TD)
503, Ryan, ATL vs. CAR 10/02 (28-37, 4 TD)
465, Brees, NO vs. CAR 10/16 (34-49, 4 TD)
458, Cousins, WAS at CIN 10/30 (ot) (38-56, 2 TD)
449, Cousins, WAS at DAL 11/24 (41-53, 3 TD)
423, Brees, NO vs. OAK 09/11 (28-42, 4 TD)
408, Roethlisberger, PIT vs. DAL 11/13 (37-46, 3 TD)
406, Brady, NE vs. BAL 12/12 (25-38, 3 TD)
406, Brady, NE at CLE 10/09 (28-40, 3 TD)
405, Winston, TB vs. LA 09/25 (36-58, 3 TD)
403, Manning, NYG vs. BAL 10/16 (32-46, 3 TD)
398, Kaepernick, SF vs. NO 11/06 (24-39, 2 TD)
397, Hoyer, CHI at IND 10/09 (33-43, 2 TD)
396, Ryan, ATL at OAK 09/18 (26-34, 3 TD)
389, Brees, NO at ARI 12/18 (37-48, 4 TD)
387, Tannehill, MIA at NE 09/18 (32-45, 2 TD)
385, Luck, IND vs. DET 09/11 (31-47, 4 TD)
385, Stafford, DET at GB 09/25 (28-41, 3 TD)
382, Bradford, MIN at GB 12/24 (34-50, 3 TD)
381, Flacco, BAL vs. MIA 12/04 (36-47, 4 TD)
380, Roethlisberger, PIT vs. NYJ 10/09 (34-47, 4 TD)
376, Brady, NE vs. CIN 10/16 (29-35, 3 TD)
376, Brees, NO vs. ATL 09/26 (36-54, 3 TD)
376, Palmer, ARI vs. SF 11/13 (30-49, 1 TD)
375, Cousins, WAS vs. GB 11/20 (21-30, 3 TD)
374, Fitzpatrick, NYJ at BUF 09/15 (24-34, 1 TD)
371, A. Rodgers, GB at TEN 11/13 (31-51, 2 TD)
371, Rivers, SD at ATL 10/23 (ot) (27-44, 1 TD)
368, Siemian, DEN vs. KC 11/27 (ot) (20-34, 3 TD)
368, Manning, NYG vs. NO 09/18 (32-41, 0 TD)
367, Brees, NO at KC 10/23 (37-48, 3 TD)
366, Dalton, CIN at PIT 09/18 (31-54, 1 TD)
366, Dalton, CIN at NYJ 09/11 (23-30, 1 TD)
364, Wentz, PHI at NYG 11/06 (27-47, 0 TD)
364, Cousins, WAS vs. DAL 09/18 (28-46, 1 TD)
363, A. Smith, KC vs. SD 09/11 (ot) (34-48, 2 TD)
363, Palmer, ARI at CAR 10/30 (35-46, 3 TD)
362, Barkley, CHI vs. GB 12/18 (30-43, 2 TD)
359, Rivers, SD at OAK 10/09 (21-30, 4 TD)
356, Manning, NYG at PHI 12/22 (38-63, 1 TD)
353, Luck, IND at TEN 10/23 (27-39, 3 TD)
353, Newton, CAR vs. SF 09/18 (24-40, 4 TD)
351, A. Rodgers, GB at WAS 11/20 (26-41, 3 TD)
350, Brees, NO at ATL 01/01 (29-50, 2 TD)
350, Manning, NYG vs. WAS 09/25 (25-38, 1 TD)
350, Wilson, SEA vs. ARI 12/24 (29-45, 4 TD)
348, Wilson, SEA at NE 11/13 (25-37, 3 TD)
347, A. Rodgers, GB vs. MIN 12/24 (28-38, 4 TD)
347, Stafford, DET vs. GB 01/01 (26-41, 2 TD)
344, Ryan, ATL at TB 11/03 (25-34, 4 TD)
342, Palmer, ARI vs. SEA 10/23 (ot) (29-49, 0 TD)
341, Stafford, DET at NO 12/04 (30-42, 2 TD)
341, McCown, CLE vs. NYJ 10/30 (25-49, 2 TD)
340, Stafford, DET at IND 09/11 (31-39, 3 TD)
337, Bortles, JAX at TEN 10/27 (33-54, 3 TD)
336, Kessler, CLE at TEN 10/16 (26-41, 2 TD)
335, Ryan, ATL at SEA 10/16 (27-42, 3 TD)
334, Ryan, ATL vs. TB 09/11 (27-39, 2 TD)
334, Siemian, DEN at TEN 12/11 (35-51, 1 TD)
332, Dalton, CIN vs. PHI 12/04 (23-31, 2 TD)
331, Winston, TB at KC 11/20 (24-39, 1 TD)
331, Ryan, ATL vs. NO 01/01 (27-36, 4 TD)
331, Luck, IND vs. SD 09/25 (24-37, 1 TD)
329, Taylor, BUF vs. MIA 12/24 (ot) (26-39, 3 TD)
329, Cousins, WAS vs. PIT 09/12 (30-43, 0 TD)
329, Bortles, JAX at SD 09/18 (31-50, 2 TD)
326, A. Rodgers, GB vs. CHI 10/20 (39-56, 3 TD)
326, Rivers, SD vs. MIA 11/13 (23-44, 3 TD)
326, Brees, NO vs. DET 12/04 (31-44, 0 TD)
326, Rivers, SD at IND 09/25 (26-39, 0 TD)
325, Bortles, JAX vs. TEN 12/24 (26-38, 1 TD)
324, Flacco, BAL at NE 12/12 (37-52, 2 TD)
323, Brees, NO at SF 11/06 (28-39, 3 TD)
323, Barkley, CHI vs. WAS 12/24 (24-40, 2 TD)
322, McCown, CLE vs. NYG 11/27 (25-43, 1 TD)
322, Luck, IND vs. CHI 10/09 (28-39, 2 TD)
322, Rivers, SD at CLE 12/24 (23-46, 2 TD)
322, Newton, CAR at NO 10/16 (27-47, 2 TD)
321, Rivers, SD vs. NO 10/02 (28-43, 2 TD)

321, Luck, IND vs. JAX 01/01 (24-40, 2 TD)
321, Keenum, LA at DET 10/16 (27-32, 3 TD)
320, Bortles, JAX vs. GB 09/11 (24-39, 1 TD)
319, Prescott, DAL at PIT 11/13 (22-32, 2 TD)
319, Tannehill, MIA vs. CLE 09/25 (ot) (25-39, 3 TD)
319, Carr, OAK at NO 09/11 (24-38, 1 TD)
318, Palmer, ARI vs. NO 12/18 (28-40, 2 TD)
317, Hoyer, CHI at DAL 09/25 (30-49, 2 TD)
317, Carr, OAK vs. SD 10/09 (25-40, 2 TD)
316, Brady, NE vs. SEA 11/13 (23-32, 0 TD)
316, Barkley, CHI vs. TEN 11/27 (28-54, 3 TD)
315, Cousins, WAS vs. CAR 12/19 (32-47, 0 TD)
315, Carr, OAK vs. CAR 11/27 (26-38, 2 TD)
315, Brady, NE at BUF 10/30 (22-33, 4 TD)
314, Wentz, PHI vs. WAS 12/11 (32-46, 1 TD)
313, A. Rodgers, GB at PHI 11/28 (30-39, 2 TD)
313, Mariota, TEN at SD 11/06 (27-43, 3 TD)
312, Winston, TB vs. CHI 11/13 (23-33, 2 TD)
312, Siemian, DEN at CIN 09/25 (23-35, 4 TD)
310, Brees, NO vs. LA 11/27 (28-36, 4 TD)
309, Wilson, SEA at NYJ 10/02 (23-32, 3 TD)
308, Dalton, CIN vs. CLE 10/23 (19-28, 2 TD)
308, Wentz, PHI at CIN 12/04 (36-60, 1 TD)
307, Bradford, MIN at WAS 11/13 (31-40, 2 TD)
307, Flacco, BAL at NYG 10/16 (26-48, 0 TD)
304, Palmer, ARI vs. TB 09/18 (17-30, 3 TD)
303, Brees, NO vs. DEN 11/13 (21-29, 3 TD)
302, Hoyer, CHI vs. JAX 10/16 (30-49, 0 TD)
302, Hoyer, CHI vs. DET 10/02 (28-36, 2 TD)
302, Flacco, BAL at CLE 09/18 (25-45, 2 TD)
301, Bortles, JAX at IND 01/01 (25-39, 1 TD)
301, Wentz, PHI vs. PIT 09/25 (23-31, 2 TD)
301, Cousins, WAS at DET 10/23 (30-39, 1 TD)
301, Prescott, DAL vs. BAL 11/20 (27-36, 3 TD)
300, A. Rodgers, GB at DET 01/01 (27-39, 4 TD)
300, Newton, CAR at WAS 12/19 (21-37, 2 TD)
300, Palmer, ARI vs. WAS 12/04 (30-46, 3 TD)
300, Roethlisberger, PIT at WAS 09/12 (27-37, 3 TD)
300, Roethlisberger, PIT vs. KC 10/02 (22-27, 5 TD)

WEEK 17 / THROUGH SUNDAY, JANUARY 1, 2017

100-Yard Receiving Games

300, J. Jones, ATL vs. CAR 10/02 (12 rec., 1 TD)
222, Beckham, NYG vs. BAL 10/16 (8 rec., 2 TD)
205, M. Jones, DET at GB 09/25 (6 rec., 2 TD)
202, Thielen, MIN at GB 12/24 (12 rec., 2 TD)
186, Cooks, NO at ARI 12/18 (7 rec., 2 TD)
182, Diggs, MIN vs. GB 09/18 (9 rec., 1 TD)
181, Olsen, CAR vs. TB 10/10 (9 rec., 0 TD)
180, Green, CIN at NYJ 09/11 (12 rec., 1 TD)
174, J. Jones, ATL vs. SD 10/23 (ot) (9 rec., 0 TD)
174, Hilton, IND vs. SD 09/25 (8 rec., 1 TD)
173, Cooks, NO vs. CAR 10/16 (7 rec., 1 TD)
173, Green, CIN vs. MIA 09/29 (10 rec., 1 TD)
173, Cooper, OAK at TB 10/30 (ot) (12 rec., 1 TD)
172, Snead, NO vs. OAK 09/11 (9 rec., 1 TD)
171, Baldwin, SEA vs. ARI 12/24 (13 rec., 1 TD)
171, Hilton, IND vs. CHI 10/09 (10 rec., 1 TD)
169, Green, CIN vs. CLE 10/23 (8 rec., 1 TD)
165, Tate, DET vs. LA 10/16 (8 rec., 1 TD)
164, Baldwin, SEA vs. SF 09/25 (8 rec., 1 TD)
164, Diggs, MIN at WAS 11/13 (13 rec., 0 TD)
162, Sanders, DEN vs. KC 11/27 (ot) (7 rec., 1 TD)
162, Woods, BUF at SEA 11/07 (10 rec., 0 TD)
162, R. Gronkowski, NE vs. CIN 10/16 (7 rec., 1 TD)
160, Kelce, KC vs. DEN 12/25 (11 rec., 1 TD)
156, Adams, GB at TEN 11/13 (6 rec., 0 TD)
156, Thomas, NO at ATL 01/01 (10 rec., 1 TD)
154, Nelson, GB vs. MIN 12/24 (9 rec., 2 TD)
154, Brown, PIT vs. DAL 11/13 (14 rec., 1 TD)
154, Watkins, BUF vs. MIA 12/24 (ot) (7 rec., 1 TD)
151, Edelman, NE at MIA 01/01 (8 rec., 1 TD)
150, Evans, TB vs. ATL 11/03 (11 rec., 2 TD)
150, Beckham, NYG at PHI 12/22 (11 rec., 0 TD)
147, A. Robinson, JAX vs. TEN 12/24 (9 rec., 0 TD)
146, Hilton, IND at NYJ 12/05 (9 rec., 0 TD)
145, Tate, DET at NO 12/04 (8 rec., 1 TD)
144, Jo. Brown, ARI vs. LA 10/02 (10 rec., 0 TD)
144, Pryor, CLE at MIA 09/25 (ot) (8 rec., 0 TD)
143, Cooks, NO vs. OAK 09/11 (6 rec., 2 TD)
140, Ty. Williams, SD at ATL 10/23 (ot) (7 rec., 0 TD)
140, Kelce, KC at ATL 12/04 (8 rec., 0 TD)
140, Brown, PIT at PHI 09/25 (12 rec., 0 TD)
139, Ertz, PHI vs. DAL 01/01 (13 rec., 2 TD)
139, Coates, PIT vs. NYJ 10/09 (6 rec., 2 TD)
139, J. Jones, ATL at SEA 10/16 (7 rec., 1 TD)
138, Cooper, OAK vs. SD 10/09 (6 rec., 1 TD)
137, Cooper, OAK at NO 09/11 (6 rec., 0 TD)
136, Britt, LA at DET 10/16 (7 rec., 2 TD)
135, Landry, MIA at NE 09/18 (10 rec., 0 TD)
135, J. Jones, ATL at PHI 11/13 (10 rec., 0 TD)
135, Meredith, CHI vs. WAS 12/24 (9 rec., 1 TD)
134, Witten, DAL at CLE 11/06 (8 rec., 1 TD)
133, Hilton, IND at TEN 10/23 (7 rec., 1 TD)
133, Wright, TEN vs. CLE 10/16 (8 rec., 1 TD)
132, Fitzgerald, ARI vs. SF 11/13 (12 rec., 0 TD)
132, Evans, TB vs. LA 09/25 (10 rec., 1 TD)
132, Coleman, ATL at DEN 10/09 (4 rec., 1 TD)
132, Adams, GB vs. CHI 10/20 (13 rec., 2 TD)
132, Nelson, ARI at SEA 12/24 (3 rec., 1 TD)
131, Pryor, CLE vs. NYG 11/27 (6 rec., 0 TD)
130, LaFell, CIN at HOU 12/24 (6 rec., 1 TD)
130, Lockett, SEA vs. LA 12/15 (7 rec., 1 TD)
130, Meredith, CHI at IND 10/09 (9 rec., 1 TD)
130, Thomas, NO at KC 10/23 (10 rec., 0 TD)
129, Hogan, NE vs. BAL 12/12 (5 rec., 1 TD)
129, Cooper, OAK vs. KC 10/16 (10 rec., 0 TD)
129, Ware, KC vs. SD 09/11 (ot) (7 rec., 0 TD)
128, Sproles, PHI vs. PIT 09/25 (6 rec., 1 TD)
127, Thielen, MIN vs. HOU 10/09 (7 rec., 1 TD)
126, Brown, PIT at WAS 09/12 (8 rec., 2 TD)
126, Decker, NYJ at BUF 09/15 (6 rec., 1 TD)
126, Nelson, GB at TEN 11/13 (12 rec., 1 TD)
126, Thomas, DEN at TEN 12/11 (10 rec., 0 TD)
125, M. Wilson, CHI vs. TEN 11/27 (8 rec., 1 TD)
125, Ty. Williams, SD vs. MIA 11/13 (5 rec., 1 TD)
124, Nelson, GB at CHI 12/18 (7 rec., 0 TD)
124, Walker, TEN vs. GB 11/13 (9 rec., 1 TD)
124, Wallace, BAL vs. PIT 11/06 (4 rec., 1 TD)
123, Hopkins, HOU at TEN 01/01 (7 rec., 0 TD)
122, Tate, DET at NYG 12/18 (8 rec., 0 TD)

122, Olsen, CAR vs. SF 09/18 (5 rec., 1 TD)
122, Matthews, TEN at IND 11/20 (9 rec., 0 TD)
121, Beckham, NYG vs. WAS 09/25 (7 rec., 0 TD)
121, Green, CIN vs. WAS 10/30 (ot) (9 rec., 0 TD)
120, Inman, SD vs. NO 10/02 (7 rec., 1 TD)
120, Wallace, BAL at NYJ 10/23 (10 rec., 0 TD)
120, Landry, MIA vs. CLE 09/25 (ot) (7 rec., 1 TD)
119, Inman, SD at HOU 11/27 (6 rec., 1 TD)
118, Nelson, GB vs. HOU 12/04 (8 rec., 1 TD)
118, M. Jones, DET vs. TEN 09/18 (8 rec., 0 TD)
118, D. Jackson, WAS at DAL 11/24 (4 rec., 1 TD)
117, Rudolph, MIN vs. CHI 01/01 (11 rec., 1 TD)
117, Sanders, DEN at CIN 09/25 (9 rec., 2 TD)
117, Ty. Williams, SD at OAK 10/09 (5 rec., 1 TD)
117, Shepard, NYG vs. NO 09/18 (8 rec., 0 TD)
117, Benjamin, SD at OAK 10/09 (7 rec., 0 TD)
116, Garcon, WAS vs. GB 11/20 (6 rec., 1 TD)
116, Bryant, DAL at PIT 11/13 (6 rec., 1 TD)
115, Hilton, IND vs. HOU 12/11 (9 rec., 1 TD)
115, Ginn, CAR at OAK 11/27 (4 rec., 1 TD)
115, Benjamin, SD vs. JAX 09/18 (6 rec., 2 TD)
114, B. Marshall, NYJ at PIT 10/09 (8 rec., 1 TD)
114, Matthews, PHI vs. CLE 09/11 (7 rec., 1 TD)
114, Bennett, NE vs. MIA 09/18 (5 rec., 1 TD)
114, Hogan, NE at CLE 10/09 (4 rec., 0 TD)
114, Matthews, TEN vs. HOU 01/01 (9 rec., 1 TD)
114, D. Jackson, WAS at CHI 12/24 (5 rec., 0 TD)
113, Lee, JAX vs. MIN 12/11 (5 rec., 0 TD)
113, J. Jones, ATL vs. KC 12/04 (7 rec., 0 TD)
113, Adams, GB at PHI 11/28 (5 rec., 2 TD)
113, Graham, SEA at NYJ 10/02 (6 rec., 0 TD)
113, Hopkins, HOU vs. KC 09/18 (7 rec., 1 TD)
113, Meredith, CHI vs. JAX 10/16 (11 rec., 0 TD)
113, Bryant, DAL vs. PHI 10/30 (ot) (4 rec., 1 TD)
112, Goodwin, BUF vs. NYJ 09/15 (2 rec., 1 TD)
112, Ertz, PHI vs. WAS 12/11 (10 rec., 0 TD)
111, A. Robinson, ATL vs. SF 12/18 (4 rec., 0 TD)
111, J. Jones, ATL at TB 11/03 (8 rec., 1 TD)
111, D. Jackson, WAS vs. CAR 12/19 (7 rec., 0 TD)
111, S. Smith, BAL vs. OAK 10/02 (8 rec., 1 TD)
111, Royal, CHI vs. DET 10/02 (7 rec., 1 TD)
110, Green, PIT vs. NYG 12/04 (6 rec., 1 TD)
110, Crabtree, OAK vs. CAR 11/27 (8 rec., 0 TD)
110, Thompson, CHI vs. GB 12/18 (8 rec., 0 TD)
109, Britt, LA at NYJ 11/13 (7 rec., 0 TD)
109, Fleener, NO vs. ATL 09/26 (7 rec., 1 TD)
109, R. Gronkowski, NE at CLE 10/09 (5 rec., 0 TD)
109, R. Gronkowski, NE at BUF 10/30 (5 rec., 1 TD)
109, Bennett, NE vs. BUF 10/02 (5 rec., 0 TD)
109, Enunwa, NYJ vs. NE 11/27 (5 rec., 1 TD)
108, Benjamin, CAR vs. SF 09/18 (7 rec., 2 TD)
108, Thomas, NO vs. LA 11/27 (9 rec., 2 TD)
108, Crabtree, OAK at TB 10/30 (ot) (8 rec., 0 TD)
108, Crowder, WAS at DET 10/23 (7 rec., 0 TD)
108, Kelce, KC vs. TB 11/20 (7 rec., 0 TD)
108, Cobb, GB vs. NYG 10/09 (9 rec., 0 TD)
108, Landry, MIA at NYJ 12/17 (3 rec., 1 TD)
107, Lee, JAX vs. OAK 10/23 (7 rec., 0 TD)
107, A. Robinson, JAX vs. HOU 11/13 (9 rec., 1 TD)
107, Fuller, HOU vs. CHI 09/11 (5 rec., 1 TD)
107, Crowder, WAS at CIN 10/30 (ot) (9 rec., 1 TD)
106, Brown, PIT vs. NE 10/23 (7 rec., 0 TD)
106, Parker, MIA at NE 09/18 (8 rec., 0 TD)
106, Patton, SF vs. NO 11/06 (6 rec., 0 TD)
106, J. Jones, ATL at OAK 09/18 (5 rec., 1 TD)
105, Cook, GB at WAS 11/20 (6 rec., 1 TD)
105, Jeffery, CHI at HOU 09/11 (4 rec., 0 TD)
105, Evans, TB at KC 11/20 (6 rec., 0 TD)
105, Hilton, IND at OAK 12/24 (4 rec., 0 TD)
105, Matthews, TEN at KC 12/18 (4 rec., 0 TD)
104, Fuller, HOU vs. KC 09/18 (4 rec., 0 TD)
104, Adams, GB vs. SEA 12/11 (4 rec., 1 TD)
104, Evans, TB vs. SEA 11/27 (8 rec., 2 TD)
104, C. Coleman, CLE vs. BAL 09/18 (5 rec., 2 TD)
104, Baldwin, SEA vs. PHI 11/20 (4 rec., 0 TD)
104, Meredith, CHI vs. GB 12/18 (9 rec., 0 TD)
103, Graham, SEA vs. BUF 11/07 (8 rec., 2 TD)
103, Parker, MIA at SD 11/13 (5 rec., 0 TD)
103, Landry, MIA vs. ARI 12/11 (4 rec., 0 TD)
103, Diggs, MIN at TEN 09/11 (7 rec., 0 TD)
103, D. Johnson, ARI at ATL 11/27 (8 rec., 1 TD)
103, Rogers, PIT at BAL 11/06 (6 rec., 0 TD)
102, Pitta, BAL at CLE 09/18 (9 rec., 0 TD)
102, Bennett, NE vs. SEA 11/13 (7 rec., 0 TD)
102, D. Jackson, WAS vs. PIT 09/12 (6 rec., 0 TD)

102, Crowder, WAS vs. GB 11/20 (3 rec., 1 TD)
102, Kerley, SF vs. ARI 10/06 (8 rec., 1 TD)
102, Crabtree, OAK at TEN 09/25 (8 rec., 0 TD)
102, D. Jackson, WAS at PHI 12/11 (3 rec., 1 TD)
102, Eifert, CIN vs. WAS 10/30 (ot) (9 rec., 1 TD)
102, Bryant, DAL at WAS 09/18 (7 rec., 0 TD)
101, Thielen, MIN at JAX 12/11 (4 rec., 0 TD)
101, Kelce, KC vs. OAK 12/08 (5 rec., 0 TD)
101, Kelce, KC at IND 10/30 (7 rec., 1 TD)
101, Kelce, KC at DEN 11/27 (ot) (8 rec., 0 TD)
101, Edelman, NE vs. LA 12/04 (8 rec., 0 TD)
101, Pryor, CLE vs. NYJ 10/30 (6 rec., 0 TD)
101, Floyd, ARI vs. SF 11/13 (5 rec., 0 TD)
101, Nelson, GB vs. DET 09/25 (6 rec., 2 TD)
101, B. Marshall, NYJ at BUF 09/15 (6 rec., 0 TD)
100, Thomas, DEN at CIN 09/25 (6 rec., 1 TD)
100, Humphries, TB vs. LA 09/25 (9 rec., 0 TD)
100, Beckham, NYG at PIT 12/04 (10 rec., 0 TD)
100, Stills, MIA vs. BUF 10/23 (5 rec., 1 TD)
100, Graham, SEA vs. SF 09/25 (6 rec., 1 TD)
100, Sanders, DEN at TEN 12/11 (11 rec., 1 TD)
100, Bernard, CIN at PIT 09/18 (9 rec., 1 TD)

WEEK 17 / THROUGH SUNDAY, JANUARY 1, 2017

100-Yard Rushing Games

236, Bell, PIT at BUF 12/11 (38 att., 3 TD)
214, Ajayi, MIA vs. BUF 10/23 (28 att., 1 TD)
206, Ajayi, MIA at BUF 12/24 (ot) (32 att., 1 TD)
204, Ajayi, MIA vs. PIT 10/16 (25 att., 2 TD)
196, Gordon, SD vs. TEN 11/06 (32 att., 1 TD)
193, Hyde, SF vs. NYJ 12/11 (ot) (17 att., 0 TD)
168, Hill, CIN vs. CLE 10/23 (9 att., 1 TD)
162, Montgomery, GB at CHI 12/18 (16 att., 2 TD)
159, Elliott, DAL vs. TB 12/18 (23 att., 1 TD)
158, Ingram, NO at SF 11/06 (15 att., 1 TD)
157, Elliott, DAL at GB 10/16 (28 att., 0 TD)
157, D. Johnson, ARI at SF 10/06 (27 att., 2 TD)
154, Rodgers, TB at SF 10/23 (26 att., 0 TD)
153, Howard, CHI vs. MIN 10/31 (26 att., 1 TD)
153, McCoy, BUF vs. CLE 12/18 (19 att., 2 TD)
152, Crowell, CLE at PIT 01/01 (ot) (19 att., 0 TD)
152, Freeman, ATL at NO 09/26 (14 att., 0 TD)
150, McCoy, BUF at LA 10/09 (18 att., 0 TD)
149, L. Miller, HOU vs. IND 10/16 (ot) (24 att., 1 TD)
146, Bell, PIT at CLE 11/20 (28 att., 1 TD)
146, Ingram, NO vs. LA 11/27 (14 att., 1 TD)
145, Powell, NYJ at SF 12/11 (ot) (29 att., 2 TD)
144, Bell, PIT vs. KC 10/02 (18 att., 0 TD)
143, D. Williams, PIT at WAS 09/12 (26 att., 2 TD)
140, Elliott, DAL vs. CHI 09/25 (30 att., 0 TD)
140, McCoy, BUF vs. SF 10/16 (19 att., 3 TD)
139, Freeman, ATL vs. SF 12/18 (20 att., 3 TD)
138, Elliott, DAL at SF 10/02 (23 att., 1 TD)
137, Kelley, WAS vs. GB 11/20 (24 att., 3 TD)
135, Jones, WAS vs. PHI 10/16 (16 att., 1 TD)
135, Howard, CHI at MIN 01/01 (23 att., 0 TD)
134, Elliott, DAL vs. CIN 10/09 (15 att., 2 TD)
133, Crowell, CLE vs. BAL 09/18 (18 att., 1 TD)
132, Stewart, CAR at WAS 12/19 (25 att., 0 TD)
131, Ware, KC at OAK 10/16 (24 att., 1 TD)
130, McCoy, BUF at OAK 12/04 (17 att., 0 TD)
128, Mathews, PHI at BAL 12/18 (20 att., 1 TD)
128, McCoy, BUF vs. MIA 12/24 (ot) (24 att., 1 TD)
127, Blount, NE at PIT 10/23 (24 att., 2 TD)
124, Blount, NE at SF 11/20 (19 att., 0 TD)
123, Murray, TEN vs. GB 11/13 (17 att., 1 TD)
123, Blount, NE vs. MIA 09/18 (29 att., 1 TD)
123, Murray, TEN vs. JAX 10/27 (21 att., 1 TD)
122, Bell, PIT vs. BAL 12/25 (20 att., 1 TD)
122, C. Grant, JAX at IND 01/01 (18 att., 1 TD)
122, Powell, NYJ vs. BUF 01/01 (22 att., 0 TD)
121, Murray, TEN at MIA 10/09 (27 att., 0 TD)
120, Crowell, CLE at WAS 10/02 (16 att., 1 TD)
120, Bell, PIT at IND 11/24 (23 att., 1 TD)
119, Howard, CHI vs. WAS 12/24 (18 att., 0 TD)
119, Burkhead, CIN vs. BAL 01/01 (27 att., 2 TD)
118, Howard, CHI at IND 10/09 (16 att., 0 TD)
118, Bell, PIT vs. NYG 12/04 (29 att., 0 TD)
117, Jones, WAS vs. CLE 10/02 (22 att., 1 TD)
117, Howard, CHI vs. SF 12/04 (32 att., 3 TD)
114, Elliott, DAL at PIT 11/13 (21 att., 2 TD)
114, Murray, OAK vs. DEN 11/06 (20 att., 3 TD)
114, Murray, TEN vs. OAK 09/25 (16 att., 1 TD)
113, D. Johnson, ARI vs. SEA 10/23 (ot) (33 att., 0 TD)
113, Crowell, CLE vs. CIN 12/11 (10 att., 0 TD)
113, Kaepernick, SF at MIA 11/27 (10 att., 0 TD)
113, West, BAL vs. OAK 10/02 (21 att., 1 TD)
111, Howard, CHI vs. DET 10/02 (23 att., 0 TD)
111, Gordon, SD at DEN 10/30 (23 att., 0 TD)
111, Hill, CIN at CLE 12/11 (25 att., 1 TD)
111, Ajayi, MIA vs. NYJ 11/06 (24 att., 1 TD)
111, D. Johnson, ARI vs. NYJ 10/17 (22 att., 3 TD)
110, McCoy, BUF vs. ARI 09/25 (17 att., 2 TD)
109, Mathews, PHI vs. ATL 11/13 (19 att., 2 TD)
107, L. Miller, HOU at IND 12/11 (21 att., 1 TD)
107, C. Anderson, DEN vs. HOU 10/24 (16 att., 1 TD)
107, Ivory, JAX at KC 11/06 (18 att., 0 TD)
107, Murray, TEN vs. IND 10/23 (25 att., 1 TD)
107, Elliott, DAL at NYG 12/11 (24 att., 0 TD)
106, Rawls, SEA vs. CAR 12/04 (15 att., 2 TD)
106, Michael, SEA vs. SF 09/25 (20 att., 2 TD)
106, L. Miller, HOU vs. CHI 09/11 (28 att., 0 TD)
106, Gore, IND at HOU 10/16 (ot) (22 att., 0 TD)
105, Blount, NE vs. HOU 09/22 (24 att., 2 TD)

104, L. Miller, HOU at OAK 11/21 (24 att., 1 TD)
104, Hogan, CLE at CIN 10/23 (7 att., 1 TD)
103, McCoy, BUF vs. JAX 11/27 (19 att., 2 TD)
103, Ingram, NO at ATL 01/01 (20 att., 1 TD)
103, D. Johnson, ARI at MIN 11/20 (22 att., 1 TD)
103, Murray, OAK at KC 12/08 (22 att., 1 TD)
103, Lacy, GB vs. DET 09/25 (17 att., 0 TD)
103, Hyde, SF at SEA 09/25 (21 att., 2 TD)
102, Gordon, SD vs. JAX 09/18 (24 att., 1 TD)
102, Perkins, NYG at WAS 01/01 (21 att., 0 TD)
102, Hightower, NO vs. SEA 10/30 (26 att., 0 TD)
101, Rodgers, TB at CAR 10/10 (30 att., 0 TD)
101, Gore, IND at MIN 12/18 (26 att., 0 TD)
100, Forte, NYJ vs. BAL 10/23 (30 att., 1 TD)
100, Forte, NYJ at BUF 09/15 (30 att., 3 TD)
100, Whittaker, CAR vs. SF 09/18 (16 att., 0 TD)
100, Howard, CHI at TB 11/13 (15 att., 0 TD)

WEEK 17 / THROUGH SUNDAY, JANUARY 1, 2017**AFC / LEADING PASSERS**

Player, Team	Att	Comp	Pct		Avg		Pct			Pct Rating	
			Comp	Yds	Gain	TD	TD	Long	Int	Int	Points
Brady, N.E.	432	291	67.4	3554	8.23	28	6.5	79t	2	0.5	112.2
Carr, Oak.	560	357	63.7	3937	7.03	28	5.0	75t	6	1.1	96.7
Luck, Ind.	545	346	63.5	4240	7.78	31	5.7	64t	13	2.4	96.4
Mariota, Ten.	451	276	61.2	3426	7.60	26	5.8	60	9	2.0	95.6
Roethlisberger, Pit.	509	328	64.4	3819	7.50	29	5.7	72t	13	2.6	95.4
Tannehill, Mia.	389	261	67.1	2995	7.70	19	4.9	74t	12	3.1	93.5
Dalton, Cin.	563	364	64.7	4206	7.47	18	3.2	86t	8	1.4	91.8
A. Smith, K.C.	489	328	67.1	3502	7.16	15	3.1	80t	8	1.6	91.2
Taylor, Buf.	436	269	61.7	3023	6.93	17	3.9	84t	6	1.4	89.7
Rivers, S.D.	578	349	60.4	4386	7.59	33	5.7	59	21	3.6	87.9
Siemian, Den.	486	289	59.5	3401	7.00	18	3.7	76t	10	2.1	84.6
Flacco, Bal.	672	436	64.9	4317	6.42	20	3.0	95t	15	2.2	83.5
Bortles, Jac.	625	368	58.9	3905	6.25	23	3.7	51t	16	2.6	78.8
Osweiler, Hou.	510	301	59.0	2957	5.80	15	2.9	53	16	3.1	72.2
Fitzpatrick, NY-J	403	228	56.6	2710	6.72	12	3.0	57	17	4.2	69.6

AFC / LEADING PASSERS, RANKS

Player, Team	Att	Comp	Pct		Avg		Pct			Pct Rating	
			Comp	Yds	Gain	TD	TD	Long	Int	Int	Points
Brady, N.E.	13	10	1	8	1	4t	1		1	1	1
Carr, Oak.	5	4	7	5	9	4t	6		2t	2	2
Luck, Ind.	6	6	8	3	2	2	5		9t	9	3
Mariota, Ten.	11	12	10	10	4	6	2		6	6	4
Roethlisberger, Pit.	8	7t	6	7	6	3	4		9t	10	5
Tannehill, Mia.	15	14	2	13	3	9	7		8	12	6
Dalton, Cin.	4	3	5	4	7	10t	11		4t	4	7
A. Smith, K.C.	9	7t	3	9	8	13t	12		4t	5	8
Taylor, Buf.	12	13	9	12	11	12	8		2t	3	9
Rivers, S.D.	3	5	11	1	5	1	3		15	14	10
Siemian, Den.	10	11	12	11	10	10t	9		7	7	11
Flacco, Bal.	1	1	4	2	13	8	14		11	8	12
Bortles, Jac.	2	2	14	6	14	7	10		12t	11	13
Osweiler, Hou.	7	9	13	14	15	13t	15		12t	13	14
Fitzpatrick, NY-J	14	15	15	15	12	15	13		14	15	15

WEEK 17 / THROUGH SUNDAY, JANUARY 1, 2017**AFC / FOURTH-QUARTER PASSING LEADERS**

Rank	Player, Team	Att	Comp	Comp%	Yards	YPA	TD	TD%	Int	Int%	Rating
1)	Roethlisberger, Pit.	138	96	69.6	1182	8.57	10	7.2	2	1.4	113.9
2)	Brady, N.E.	84	56	66.7	799	9.51	4	4.8	0	0.0	113.1
3)	Carr, Oak.	130	78	60.0	1083	8.33	10	7.7	1	0.8	109.2
4)	Luck, Ind.	159	102	64.2	1300	8.18	11	6.9	2	1.3	107.4
5)	Siemian, Den.	128	76	59.4	1114	8.70	9	7.0	3	2.3	101.5
6)	A. Smith, K.C.	125	86	68.8	810	6.48	5	4.0	2	1.6	93.1
7)	Tannehill, Mia.	102	65	63.7	749	7.34	7	6.9	4	3.9	92.3
8)	Mariota, Ten.	132	79	59.8	855	6.48	7	5.3	3	2.3	87.2
9)	Taylor, Buf.	103	59	57.3	733	7.12	6	5.8	3	2.9	86.8
10)	Osweiler, Hou.	145	89	61.4	839	5.79	5	3.4	2	1.4	83.1
11)	Bortles, Jac.	202	117	57.9	1280	6.34	10	5.0	5	2.5	82.9
12)	Dalton, Cin.	147	90	61.2	984	6.69	4	2.7	4	2.7	78.7
13)	Flacco, Bal.	169	103	60.9	1060	6.27	4	2.4	4	2.4	77.0
14)	*Kessler, Cle.	52	30	57.7	331	6.37	1	1.9	1	1.9	75.1
15)	McCown, Cle.	75	41	54.7	457	6.09	3	4.0	4	5.3	64.1
16)	Rivers, S.D.	162	90	55.6	1079	6.66	5	3.1	9	5.6	63.3
17)	Petty, NY-J	43	23	53.5	241	5.60	1	2.3	2	4.7	58.4
18)	Fitzpatrick, NY-J	109	56	51.4	705	6.47	2	1.8	10	9.2	39.7

AFC / THIRD-DOWN PASSING LEADERS

Rank	Player, Team	Att	Comp	Comp%	Yards	YPA	TD	TD%	Int	Int%	Rating
1)	Brady, N.E.	123	82	66.7	1289	10.48	11	8.9	1	0.8	127.7
2)	Roethlisberger, Pit.	133	78	58.6	1141	8.58	11	8.3	2	1.5	108.0
3)	Mariota, Ten.	142	87	61.3	1218	8.58	11	7.7	3	2.1	105.9
4)	Siemian, Den.	132	76	57.6	993	7.52	9	6.8	4	3.0	91.5
5)	Carr, Oak.	155	88	56.8	1075	6.94	7	4.5	1	0.6	90.7
6)	Dalton, Cin.	158	93	58.9	1126	7.13	7	4.4	2	1.3	90.3
7)	Flacco, Bal.	180	111	61.7	1272	7.07	6	3.3	2	1.1	89.4
8)	Taylor, Buf.	118	66	55.9	828	7.02	6	5.1	2	1.7	87.8
9)	Tannehill, Mia.	118	69	58.5	883	7.48	7	5.9	4	3.4	87.6
10)	Rivers, S.D.	152	92	60.5	973	6.40	7	4.6	5	3.3	80.8
11)	Luck, Ind.	126	72	57.1	829	6.58	6	4.8	4	3.2	79.8
12)	Osweiler, Hou.	142	86	60.6	866	6.10	3	2.1	4	2.8	73.3
13)	A. Smith, K.C.	130	78	60.0	777	5.98	2	1.5	3	2.3	72.5
14)	Bortles, Jac.	176	96	54.5	939	5.34	6	3.4	10	5.7	57.5
15)	Fitzpatrick, NY-J	111	57	51.4	614	5.53	1	0.9	4	3.6	55.9

WEEK 17 / THROUGH SUNDAY, JANUARY 1, 2017**AFC / LEADING RUSHERS**

Rank	Player, Team	Att	Yards	Avg	Long	TD
1)	Murray, Ten.	293	1287	4.4	75t	9
2)	Ajayi, Mia.	260	1272	4.9	62t	8
3)	Bell, Pit.	261	1268	4.9	44	7
4)	McCoy, Buf.	234	1267	5.4	75t	13
5)	Blount, N.E.	299	1161	3.9	44	18
6)	L. Miller, Hou.	268	1073	4.0	45	5
7)	Gore, Ind.	263	1025	3.9	22	4
8)	Gordon, S.D.	254	997	3.9	48	10
9)	Crowell, Cle.	198	952	4.8	85t	7
10)	Ware, K.C.	214	921	4.3	46	3
11)	Hill, Cin.	222	839	3.8	74t	9
12)	Forte, NY-J	218	813	3.7	32	7
13)	Murray, Oak.	195	788	4.0	42	12
14)	West, Bal.	193	774	4.0	41	5
15)	Powell, NY-J	131	722	5.5	35t	3
16)	*Booker, Den.	174	612	3.5	18	4
17)	Taylor, Buf. (QB)	95	580	6.1	49	6
18)	Gillislee, Buf.	101	577	5.7	44t	8
19)	*Richard, Oak.	83	491	5.9	75t	1
20)	*Henry, Ten.	110	490	4.5	22	5
21)	*Washington, Oak.	87	467	5.4	30	2
22)	Yeldon, Jac.	130	465	3.6	16	1
23)	Ivory, Jac.	117	439	3.8	42	3
24)	C. Anderson, Den.	110	437	4.0	28	4
25)	Blue, Hou.	100	420	4.2	25	1
26)	*Dixon, Bal.	88	382	4.3	20	2
27)	Bortles, Jac. (QB)	58	359	6.2	27	3
28)	D. Johnson, Cle.	73	358	4.9	22	1
29)	Mariota, Ten. (QB)	60	349	5.8	41	2
30)	Burkhead, Cin.	74	344	4.6	17	2
31)	D. Williams, Pit.	98	343	3.5	17	4
32)	Luck, Ind. (QB)	64	341	5.3	33	2
33)	Bernard, Cin.	91	337	3.7	17	2
34)	West, K.C.	88	293	3.3	28	1
35)	Forsett, Bal.-Det.-Den.	87	291	3.3	64	1
36)	Lewis, N.E.	64	283	4.4	15	0
37)	*Hill, K.C. (WR)	24	267	11.1	70t	3
38)	*Farrow, S.D.	60	192	3.2	11	0
39)	Griffin III, Cle. (QB)	31	190	6.1	20	2
40)	Dalton, Cin. (QB)	46	184	4.0	15	4
41)	*Drake, Mia.	33	179	5.4	45t	2
42)	J. White, N.E.	39	166	4.3	16	0
43t)	C. Grant, Jac.	32	164	5.1	57t	1
43t)	Tannehill, Mia. (QB)	39	164	4.2	18	1
43t)	Turbin, Ind.	47	164	3.5	18	7
46)	D. Robinson, Jac.	41	144	3.5	9	0
47)	A. Smith, K.C. (QB)	48	134	2.8	24	5
48t)	Hillman, Min.-S.D.	41	131	3.2	17	0
48t)	Oswelier, Hou. (QB)	30	131	4.4	21	2
50)	Fitzpatrick, NY-J (QB)	33	130	3.9	14	0

AFC / THIRD-AND-ONE RUSHING LEADERS

Rank	Player, Team	Att	FD	Pct
1t)	Burkhead, Cin.	6	6	100.0
1t)	Turbin, Ind.	5	5	100.0
3)	Gillislee, Buf.	12	11	91.7
4t)	Forte, NY-J	7	6	85.7
4t)	Powell, NY-J	7	6	85.7
6t)	Felton, Buf.	6	5	83.3
6t)	Luck, Ind.	6	5	83.3
8)	Bell, Pit.	9	7	77.8
9)	Ware, K.C.	12	9	75.0
10)	Murray, Ten.	15	11	73.3
11t)	Blount, N.E.	11	8	72.7
11t)	Gordon, S.D.	11	8	72.7
13)	Murray, Oak.	12	8	66.7
14t)	*Henry, Ten.	7	4	57.1
14t)	West, Bal.	7	4	57.1
16)	Hill, Cin.	9	5	55.6

WEEK 17 / THROUGH SUNDAY, JANUARY 1, 2017**AFC / LEADERS IN RECEPTIONS**

Rank	Player, Team	Rec	Yards	Avg	Long	TD
1)	Brown, Pit.	106	1284	12.1	51	12
2)	Edelman, N.E.	98	1106	11.3	77t	3
3)	Landry, Mia.	94	1136	12.1	71	4
4)	Hilton, Ind.	91	1448	15.9	63t	6
5)	Thomas, Den.	90	1083	12.0	55t	5
6)	Crabtree, Oak.	89	1003	11.3	56	8
7)	Pitta, Bal. (TE)	86	729	8.5	30	2
8)	Kelce, K.C. (TE)	85	1125	13.2	80t	4
9)	Cooper, Oak.	83	1153	13.9	64t	5
10)	Sanders, Den.	79	1032	13.1	64	5
11)	Hopkins, Hou.	78	954	12.2	51	4
12)	Pryor, Cle.	77	1007	13.1	54	4
13)	Bell, Pit. (RB)	75	616	8.2	32	2
14)	A. Robinson, Jac.	73	883	12.1	42	6
15)	Wallace, Bal.	72	1017	14.1	95t	4
16)	S. Smith, Bal.	70	799	11.4	52t	5
17)	Ty. Williams, S.D.	69	1059	15.3	51t	7
18)	Green, Cin.	66	964	14.6	54t	4
19t)	Matthews, Ten.	65	945	14.5	60	9
19t)	Walker, Ten. (TE)	65	800	12.3	47	7
21)	LaFell, Cin.	64	862	13.5	86t	6
22)	Lee, Jac.	63	851	13.5	51	3
23)	*Hill, K.C.	61	593	9.7	49	6
24)	J. White, N.E. (RB)	60	551	9.2	61	5
25t)	B. Marshall, NY-J	59	788	13.4	41	3
25t)	Doyle, Ind. (TE)	59	584	9.9	24	5
27t)	Enunwa, NY-J	58	857	14.8	69t	4
27t)	Inman, S.D.	58	810	14.0	57t	4
27t)	Powell, NY-J (RB)	58	388	6.7	22	2
30)	Clay, Buf. (TE)	57	552	9.7	40t	4
31)	Parker, Mia.	56	744	13.3	56t	4
32t)	Bennett, N.E. (TE)	55	701	12.7	58	7
32t)	Barnidge, Cle. (TE)	55	612	11.1	43	2
34t)	*Boyd, Cin.	54	603	11.2	30	1
34t)	Fiedorowicz, Hou. (TE)	54	559	10.4	26t	4
36t)	Gates, S.D. (TE)	53	548	10.3	27	7
36t)	D. Johnson, Cle. (RB)	53	514	9.7	32	0
36t)	Murray, Ten. (RB)	53	377	7.1	35	3
39)	Woods, Buf.	51	613	12.0	34	1
40t)	Griffin, Hou. (TE)	50	442	8.8	45	2
40t)	McCoy, Buf. (RB)	50	356	7.1	41	1
40t)	Yeldon, Jac. (RB)	50	312	6.2	17	1
43)	Rogers, Pit.	48	594	12.4	39	3
44t)	Benjamin, S.D.	47	677	14.4	54	4
44t)	*Fuller, Hou.	47	635	13.5	53	2
46t)	Maclin, K.C.	44	536	12.2	44	2
46t)	Conley, K.C.	44	530	12.0	39	0
48t)	Stills, Mia.	42	726	17.3	74t	9
48t)	*Robby Anderson, NY-J	42	587	14.0	52	2
50t)	*Sharpe, Ten.	41	522	12.7	34t	2
50t)	Gordon, S.D. (RB)	41	419	10.2	35	2

WEEK 17 / THROUGH SUNDAY, JANUARY 1, 2017**AFC / RECEIVING YARDAGE LEADERS**

Rank	Player, Team	Yards	Rec	Avg	Long	TD
1)	Hilton, Ind.	1448	91	15.9	63t	6
2)	Brown, Pit.	1284	106	12.1	51	12
3)	Cooper, Oak.	1153	83	13.9	64t	5
4)	Landry, Mia.	1136	94	12.1	71	4
5)	Kelce, K.C. (TE)	1125	85	13.2	80t	4
6)	Edelman, N.E.	1106	98	11.3	77t	3
7)	Thomas, Den.	1083	90	12.0	55t	5
8)	Ty. Williams, S.D.	1059	69	15.3	51t	7
9)	Sanders, Den.	1032	79	13.1	64	5
10)	Wallace, Bal.	1017	72	14.1	95t	4
11)	Pryor, Cle.	1007	77	13.1	54	4
12)	Crabtree, Oak.	1003	89	11.3	56	8
13)	Green, Cin.	964	66	14.6	54t	4
14)	Hopkins, Hou.	954	78	12.2	51	4
15)	Matthews, Ten.	945	65	14.5	60	9
16)	A. Robinson, Jac.	883	73	12.1	42	6
17)	LaFell, Cin.	862	64	13.5	86t	6
18)	Enunwa, NY-J	857	58	14.8	69t	4
19)	Lee, Jac.	851	63	13.5	51	3
20)	Inman, S.D.	810	58	14.0	57t	4
21)	Walker, Ten. (TE)	800	65	12.3	47	7
22)	S. Smith, Bal.	799	70	11.4	52t	5
23)	B. Marshall, NY-J	788	59	13.4	41	3
24)	Parker, Mia.	744	56	13.3	56t	4
25)	Pitta, Bal. (TE)	729	86	8.5	30	2
26)	Stills, Mia.	726	42	17.3	74t	9
27)	Bennett, N.E. (TE)	701	55	12.7	58	7
28)	Hogan, N.E.	680	38	17.9	79t	4
29)	Benjamin, S.D.	677	47	14.4	54	4
30)	*Fuller, Hou.	635	47	13.5	53	2
31)	Bell, Pit. (RB)	616	75	8.2	32	2
32)	Woods, Buf.	613	51	12.0	34	1
33)	Barnidge, Cle. (TE)	612	55	11.1	43	2
34)	*Boyd, Cin.	603	54	11.2	30	1
35)	Rogers, Pit.	594	48	12.4	39	3
36)	*Hill, K.C.	593	61	9.7	49	6
37)	*Robby Anderson, NY-J	587	42	14.0	52	2
38)	Doyle, Ind. (TE)	584	59	9.9	24	5
39)	Fiedorowicz, Hou. (TE)	559	54	10.4	26t	4
40)	Clay, Buf. (TE)	552	57	9.7	40t	4
41)	J. White, N.E. (RB)	551	60	9.2	61	5
42)	Gates, S.D. (TE)	548	53	10.3	27	7
43)	R. Gronkowski, N.E. (TE)	540	25	21.6	53t	3
44)	Maclin, K.C.	536	44	12.2	44	2
45)	Conley, K.C.	530	44	12.0	39	0
46)	Dorsett, Ind.	528	33	16.0	64t	2
47)	*Sharpe, Ten.	522	41	12.7	34t	2
48)	D. Johnson, Cle. (RB)	514	53	9.7	32	0
49)	Perriman, Bal.	499	33	15.1	53t	3
50)	Floyd, Ariz-N.E.	488	37	13.2	39	5

WEEK 17 / THROUGH SUNDAY, JANUARY 1, 2017**AFC / THIRD-DOWN RECEIVING LEADERS**

Rank	Player, Team	Rec	Yards	Avg	Long	TD
1)	Pitta, Bal. (TE)	29	275	9.5	30	1
2t)	Edelman, N.E.	28	431	15.4	77t	2
2t)	Hopkins, Hou.	28	300	10.7	24	0
4)	Landry, Mia.	26	335	12.9	71	0
5)	Thomas, Den.	25	347	13.9	55t	4
6t)	Crabtree, Oak.	24	356	14.8	56	3
6t)	Walker, Ten. (TE)	24	333	13.9	47	3
6t)	Hilton, Ind.	24	308	12.8	31	1
9t)	Cooper, Oak.	23	364	15.8	34t	1
9t)	Ty. Williams, S.D.	23	280	12.2	44t	2
9t)	A. Robinson, Jac.	23	224	9.7	19	1
12t)	Kelce, K.C. (TE)	22	258	11.7	28	0
12t)	D. Johnson, Cle. (RB)	22	228	10.4	28	0
12t)	*Boyd, Cin.	22	216	9.8	22	1
12t)	Powell, NY-J (RB)	22	160	7.3	22	1
16)	Gates, S.D. (TE)	20	218	10.9	23	1
17t)	Wallace, Bal.	18	290	16.1	66t	1
17t)	Brown, Pit.	18	269	14.9	32	3
17t)	S. Smith, Bal.	18	195	10.8	25	2
17t)	J. White, N.E. (RB)	18	192	10.7	61	1
17t)	Barnidge, Cle. (TE)	18	183	10.2	17	1
22t)	Matthews, Ten.	17	289	17.0	50	4
22t)	Pryor, Cle.	17	234	13.8	36	1
22t)	B. Marshall, NY-J	17	214	12.6	41	0
22t)	Murray, Ten. (RB)	17	176	10.4	35	1
26t)	*Fuller, Hou.	16	267	16.7	35	1
26t)	Sanders, Den.	16	231	14.4	41t	1
26t)	Lee, Jac.	16	209	13.1	38	1
26t)	Rogers, Pit.	16	206	12.9	32	1
30t)	*Robby Anderson, NY-J	15	212	14.1	40t	1
30t)	D. Williams, Mia. (RB)	15	159	10.6	44	3
30t)	Juszczuk, Bal. (RB)	15	131	8.7	40	0
33t)	Amendola, N.E.	14	173	12.4	32	2
33t)	Woods, Buf.	14	165	11.8	24	0
33t)	Fiedorowicz, Hou. (TE)	14	120	8.6	18	1
33t)	Griffin, Hou. (TE)	14	114	8.1	23	0
33t)	Yeldon, Jac. (RB)	14	105	7.5	17	0
38t)	Parker, Mia.	13	200	15.4	56t	1
38t)	Wright, Ten.	13	190	14.6	48	1
38t)	Green, Cin.	13	189	14.5	48t	1
38t)	Aiken, Bal.	13	178	13.7	29	0
38t)	Benjamin, S.D.	13	169	13.0	47t	2
43t)	LaFell, Cin.	12	277	23.1	86t	3
43t)	Inman, S.D.	12	126	10.5	22	0
43t)	Bernard, Cin. (RB)	12	99	8.3	32	0
46t)	Stills, Mia.	11	262	23.8	66t	4
46t)	Conley, K.C.	11	137	12.5	39	0
46t)	Maclin, K.C.	11	127	11.5	23	0
46t)	Bennett, N.E. (TE)	11	97	8.8	20t	4
46t)	Doyle, Ind. (TE)	11	86	7.8	20	2
46t)	Turbin, Ind. (RB)	11	78	7.1	19	1

WEEK 17 / THROUGH SUNDAY, JANUARY 1, 2017**AFC / LEADING SCORERS, NONKICKERS**

Rank	Player, Team	TD	Rush	Rec	Ret	X2	Pts
1)	Blount, N.E. (RB)	18	18	0	0	0	108
2)	McCoy, Buf. (RB)	14	13	1	0	1	86
3t)	Brown, Pit. (WR)	12	0	12	0	0	72
3t)	Gordon, S.D. (RB)	12	10	2	0	0	72
3t)	*Hill, K.C. (WR)	12	3	6	3	0	72
3t)	Murray, Ten. (RB)	12	9	3	0	0	72
3t)	Murray, Oak. (RB)	12	12	0	0	0	72
8)	Bell, Pit. (RB)	9	7	2	0	1	56
9t)	Gillislee, Buf. (RB)	9	8	1	0	0	54
9t)	Hill, Cin. (RB)	9	9	0	0	0	54
9t)	Matthews, Ten. (WR)	9	0	9	0	0	54
9t)	Stills, Mia. (WR)	9	0	9	0	0	54
13)	Crabtree, Oak. (WR)	8	0	8	0	1	50
14t)	Ajayi, Mia. (RB)	8	8	0	0	0	48
14t)	Forte, NY-J (RB)	8	7	1	0	0	48
14t)	Gore, Ind. (RB)	8	4	4	0	0	48
14t)	*Henry, S.D. (TE)	8	0	8	0	0	48
14t)	Turbin, Ind. (RB)	8	7	1	0	0	48
19t)	Bennett, N.E. (TE)	7	0	7	0	0	42
19t)	Crowell, Cle. (RB)	7	7	0	0	0	42
19t)	Gates, S.D. (TE)	7	0	7	0	0	42
19t)	Moncrief, Ind. (WR)	7	0	7	0	0	42
19t)	Walker, Ten. (TE)	7	0	7	0	0	42
19t)	Ty. Williams, S.D. (WR)	7	0	7	0	0	42
25t)	Allen, Ind. (TE)	6	0	6	0	1	38
25t)	Hilton, Ind. (WR)	6	0	6	0	1	38
25t)	A. Robinson, Jac. (WR)	6	0	6	0	1	38
25t)	Taylor, Buf. (QB)	6	6	0	0	1	38
29t)	LaFell, Cin. (WR)	6	0	6	0	0	36
29t)	L. Miller, Hou. (RB)	6	5	1	0	0	36
29t)	West, Bal. (RB)	6	5	1	0	0	36
29t)	D. Williams, Mia. (RB)	6	3	3	0	0	36
29t)	D. Williams, Pit. (RB)	6	4	2	0	0	36
34t)	Cooper, Oak. (WR)	5	0	5	0	2	34
34t)	Roberts, Oak. (WR)	5	0	5	0	2	34
34t)	S. Smith, Bal. (WR)	5	0	5	0	2	34
37t)	Pryor, Cle. (WR)	5	1	4	0	1	32
37t)	Thomas, Den. (WR)	5	0	5	0	1	32
39t)	C. Anderson, Den. (RB)	5	4	1	0	0	30
39t)	*Booker, Den. (RB)	5	4	1	0	0	30
39t)	Doyle, Ind. (TE)	5	0	5	0	0	30
39t)	Eifert, Cin. (TE)	5	0	5	0	0	30
39t)	Floyd, Ariz-N.E. (WR)	5	0	5	0	0	30
39t)	*Henry, Ten. (RB)	5	5	0	0	0	30
39t)	Powell, NY-J (RB)	5	3	2	0	0	30
39t)	Sanders, Den. (WR)	5	0	5	0	0	30
39t)	A. Smith, K.C. (QB)	5	5	0	0	0	30
39t)	Ware, K.C. (RB)	5	3	2	0	0	30
39t)	J. White, N.E. (RB)	5	0	5	0	0	30
50t)	Bortles, Jac. (QB)	4	3	1	0	1	26
50t)	Kelce, K.C. (TE)	4	0	4	0	1	26
50t)	Landry, Mia. (WR)	4	0	4	0	1	26
50t)	Wallace, Bal. (WR)	4	0	4	0	1	26

WEEK 17 / THROUGH SUNDAY, JANUARY 1, 2017**AFC / LEADING SCORERS, KICKERS**

Rank	Player, Team	PAT	FG	Pct	Long	Pts
1)	Tucker, Bal.	27/27	38/39	.974	57	141
2)	Santos, K.C.	36/39	31/35	.886	54	129
3t)	Gostkowski, N.E.	46/49	27/32	.844	53	127
3t)	Novak, Hou.	22/25	35/41	.854	53	127
5)	Vinatieri, Ind.	44/44	27/31	.871	54	125
6)	Janikowski, Oak.	37/39	29/35	.829	56	124
7)	Lambo, S.D.	42/46	26/32	.813	47	120
8)	McManus, Den.	32/33	29/34	.853	55	119
9)	Myers, Jac.	29/32	27/34	.794	56	110
10t)	Folk, NY-J	24/26	27/31	.871	51	105
10t)	Succop, Ten.	39/41	22/24	.917	53	105
12)	Boswell, Pit.	36/36	21/25	.840	49	99
13)	Carpenter, Buf.	40/45	19/25	.760	54	97
14)	Nugent, Cin.	23/29	23/29	.793	47	92
15)	Franks, Mia.	41/42	16/21	.762	55	89
16)	Parkey, Cle.	20/21	20/25	.800	51	80
17)	Bullock, NY-G-Pit.-Cin.	9/10	8/ 9	.889	44	33
18)	Murray, Cle.	3/ 4	1/ 2	.500	35	6

AFC / TOUCHBACKS ON KICKOFFS

Rank	Player, Team	TB
1)	Lambo, S.D.	67
2)	Myers, Jac.	60
3)	Succop, Ten.	58
4t)	Gostkowski, N.E.	52
4t)	Tucker, Bal.	52
6)	McManus, Den.	51
7t)	Boswell, Pit.	49
7t)	McAfee, Ind.	49
9)	Santos, K.C.	48
10t)	Franks, Mia.	43
10t)	Janikowski, Oak.	43
12)	Folk, NY-J	39
13)	Parkey, Cle.	34
14t)	Carpenter, Buf.	28
14t)	Nugent, Cin.	28
16)	Novak, Hou.	23
17)	Bullock, NY-G-Pit.-Cin.	14
18)	Gay, Buf.	7
19)	Murray, Cle.	4

WEEK 17 / THROUGH SUNDAY, JANUARY 1, 2017

AFC / MOST YARDS FROM SCRIMMAGE

Rank	Player, Team	Total			Rushing			Receiving		
		Yards	Att+Rec	Avg	Yards	Att	Avg	Yards	Rec	Avg
1)	Bell, Pit. (RB)	1884	336	5.6	1268	261	4.9	616	75	8.2
2)	Murray, Ten. (RB)	1664	346	4.8	1287	293	4.4	377	53	7.1
3)	McCoy, Buf. (RB)	1623	284	5.7	1267	234	5.4	356	50	7.1
4)	Hilton, Ind. (WR)	1448	91	15.9	0	0	---	1448	91	15.9
5)	Ajayi, Mia. (RB)	1423	287	5.0	1272	260	4.9	151	27	5.6
6)	Gordon, S.D. (RB)	1416	295	4.8	997	254	3.9	419	41	10.2
7)	Ware, K.C. (RB)	1368	247	5.5	921	214	4.3	447	33	13.5
8)	Gore, Ind. (RB)	1302	301	4.3	1025	263	3.9	277	38	7.3
9)	Brown, Pit. (WR)	1293	109	11.9	9	3	3.0	1284	106	12.1
10)	Crowell, Cle. (RB)	1271	238	5.3	952	198	4.8	319	40	8.0
11)	L. Miller, Hou. (RB)	1261	299	4.2	1073	268	4.0	188	31	6.1
12)	Blount, N.E. (RB)	1199	306	3.9	1161	299	3.9	38	7	5.4
13)	Edelman, N.E. (WR)	1163	110	10.6	57	12	4.8	1106	98	11.3
14t)	Cooper, Oak. (WR)	1153	84	13.7	0	1	0.0	1153	83	13.9
14t)	Landry, Mia. (WR)	1153	99	11.6	17	5	3.4	1136	94	12.1
16)	Kelce, K.C. (TE)	1120	86	13.0	-5	1	-5.0	1125	85	13.2
17)	Powell, NY-J (RB)	1110	189	5.9	722	131	5.5	388	58	6.7
18)	Thomas, Den. (WR)	1083	90	12.0	0	0	---	1083	90	12.0
19)	Forte, NY-J (RB)	1076	248	4.3	813	218	3.7	263	30	8.8
20)	Ty. Williams, S.D. (WR)	1059	69	15.3	0	0	---	1059	69	15.3
21)	Murray, Oak. (RB)	1052	228	4.6	788	195	4.0	264	33	8.0
22)	Wallace, Bal. (WR)	1048	77	13.6	31	5	6.2	1017	72	14.1
23)	Sanders, Den. (WR)	1036	80	13.0	4	1	4.0	1032	79	13.1
24)	Pryor, Cle. (WR)	1028	85	12.1	21	8	2.6	1007	77	13.1
25)	Hill, Cin. (RB)	1013	243	4.2	839	222	3.8	174	21	8.3
26)	West, Bal. (RB)	1010	227	4.4	774	193	4.0	236	34	6.9
27)	Crabtree, Oak. (WR)	1003	89	11.3	0	0	---	1003	89	11.3
28)	Green, Cin. (WR)	964	66	14.6	0	0	---	964	66	14.6
29)	Hopkins, Hou. (WR)	954	78	12.2	0	0	---	954	78	12.2
30)	Matthews, Ten. (WR)	945	65	14.5	0	0	---	945	65	14.5
31)	Lee, Jac. (WR)	886	69	12.8	35	6	5.8	851	63	13.5
32)	A. Robinson, Jac. (WR)	883	73	12.1	0	0	---	883	73	12.1
33)	*Booker, Den. (RB)	877	205	4.3	612	174	3.5	265	31	8.5
34)	D. Johnson, Cle. (RB)	872	126	6.9	358	73	4.9	514	53	9.7
35)	Enunwa, NY-J (WR)	869	59	14.7	12	1	12.0	857	58	14.8
36t)	*Hill, K.C. (WR)	860	85	10.1	267	24	11.1	593	61	9.7
36t)	LaFell, Cin. (WR)	860	65	13.2	-2	1	-2.0	862	64	13.5
38)	Walker, Ten. (TE)	811	67	12.1	11	2	5.5	800	65	12.3
39)	Inman, S.D. (WR)	810	58	14.0	0	0	---	810	58	14.0
40)	S. Smith, Bal. (WR)	799	70	11.4	0	0	---	799	70	11.4
41)	B. Marshall, NY-J (WR)	788	59	13.4	0	0	---	788	59	13.4
42)	Yeldon, Jac. (RB)	777	180	4.3	465	130	3.6	312	50	6.2
43)	Parker, Mia. (WR)	744	56	13.3	0	0	---	744	56	13.3
44)	Pitta, Bal. (TE)	729	86	8.5	0	0	---	729	86	8.5
45)	Stills, Mia. (WR)	726	42	17.3	0	0	---	726	42	17.3
46)	J. White, N.E. (RB)	717	99	7.2	166	39	4.3	551	60	9.2
47)	Bennett, N.E. (TE)	711	57	12.5	10	2	5.0	701	55	12.7
48)	Hogan, N.E. (WR)	689	41	16.8	9	3	3.0	680	38	17.9
49)	*Richard, Oak. (RB)	685	112	6.1	491	83	5.9	194	29	6.7
50)	Benjamin, S.D. (WR)	674	49	13.8	-3	2	-1.5	677	47	14.4

WEEK 17 / THROUGH SUNDAY, JANUARY 1, 2017**AFC / LEADERS IN FIRST DOWNS**

Rank	Player, Team	Rush	Rec	Tot
1)	Bell, Pit. (RB)	69	31	100
2)	Murray, Ten. (RB)	64	20	84
3)	Gordon, S.D. (RB)	61	21	82
4)	McCoy, Buf. (RB)	55	18	73
5t)	Ajayi, Mia. (RB)	60	8	68
5t)	Blount, N.E. (RB)	67	1	68
7)	Powell, NY-J (RB)	45	22	67
8)	Hilton, Ind. (WR)	0	66	66
9)	Brown, Pit. (WR)	1	64	65
10t)	Gore, Ind. (RB)	50	14	64
10t)	Ware, K.C. (RB)	47	17	64
12)	Murray, Oak. (RB)	52	11	63
13)	L. Miller, Hou. (RB)	52	9	61
14)	Crowell, Cle. (RB)	45	14	59
15)	Edelman, N.E. (WR)	3	55	58
16t)	Crabtree, Oak. (WR)	0	56	56
16t)	Hopkins, Hou. (WR)	0	56	56
18)	Kelce, K.C. (TE)	0	55	55
19)	Landry, Mia. (WR)	1	52	53
20)	A. Robinson, Jac. (WR)	0	51	51
21t)	Pryor, Cle. (WR)	2	48	50
21t)	Sanders, Den. (WR)	0	50	50
21t)	Thomas, Den. (WR)	0	50	50
24t)	Hill, Cin. (RB)	42	6	48
24t)	Ty. Williams, S.D. (WR)	0	48	48
26)	Cooper, Oak. (WR)	0	47	47
27t)	Lee, Jac. (WR)	2	44	46
27t)	West, Bal. (RB)	35	11	46
29t)	Forte, NY-J (RB)	35	10	45
29t)	Wallace, Bal. (WR)	2	43	45
31t)	B. Marshall, NY-J (WR)	0	43	43
31t)	Matthews, Ten. (WR)	0	43	43
33)	LaFell, Cin. (WR)	0	42	42
34t)	Green, Cin. (WR)	0	41	41
34t)	*Hill, K.C. (WR)	10	31	41
34t)	D. Johnson, Cle. (RB)	17	24	41
37)	Gillislee, Buf. (RB)	39	1	40
38)	S. Smith, Bal. (WR)	0	39	39
39t)	*Booker, Den. (RB)	30	8	38
39t)	Enunwa, NY-J (WR)	1	37	38
41t)	Inman, S.D. (WR)	0	37	37
41t)	Pitta, Bal. (TE)	0	37	37
41t)	Yeldon, Jac. (RB)	21	16	37
44)	Walker, Ten. (TE)	1	35	36
45t)	*Boyd, Cin. (WR)	2	33	35
45t)	*Henry, Ten. (RB)	29	6	35
47t)	Barnidge, Cle. (TE)	0	34	34
47t)	Gates, S.D. (TE)	0	34	34
47t)	Parker, Mia. (WR)	0	34	34
47t)	J. White, N.E. (RB)	8	26	34

WEEK 17 / THROUGH SUNDAY, JANUARY 1, 2017**AFC / LEADING PUNTERS**

Rank	Player, Team	No	Yards	Lg	Avg	TB	Blk	Dwn	OB	Opp Ret	In Yds	Net 20	Avg
1)	McAfee, Ind.	55	2711	74	49.3	9	1	5	7	17	139	19	42.7
2)	King, Oak.	81	3937	72	48.6	9	0	13	11	33	405	34	41.4
3)	Lechler, Hou.	72	3423	62	47.5	3	0	3	5	48	477	30	40.1
4)	Nortman, Jac.	77	3589	78	46.6	8	0	14	5	31	389	27	39.5
5)	Huber, Cin.	78	3613	72	46.3	8	0	8	4	38	369	23	39.5
6)	*Kaser, S.D.	59	2731	69	46.3	5	0	6	5	33	282	18	39.8
7)	Koch, Bal.	80	3665	68	45.8	5	0	10	18	33	375	37	39.9
8)	*Dixon, Den.	89	4068	68	45.7	6	0	12	6	40	271	28	41.3
9)	Berry, Pit.	68	3100	64	45.6	3	1	9	11	28	269	25	40.2
10)	Colquitt, Cle.	83	3761	65	45.3	2	0	9	4	45	376	22	40.3
11)	Colquitt, K.C.	76	3427	64	45.1	9	0	6	4	30	157	38	40.7
12)	Allen, N.E.	72	3217	57	44.7	5	0	14	7	27	134	23	41.4
13)	Darr, Mia.	90	3991	66	44.3	5	0	15	7	37	300	32	39.9
14)	Kern, Ten.	77	3402	71	44.2	4	0	6	4	36	347	32	38.6
15)	*Edwards, NY-J	75	3236	59	43.1	4	1	8	6	35	319	24	37.3
16)	Schmidt, Buf.	75	3183	58	42.4	3	0	7	18	39	262	20	38.1

AFC / LEADING PUNTERS, NET AVERAGE

Rank	Player, Team	No	Yards	Lg	Avg	TB	Blk	Dwn	OB	Opp Ret	In Yds	Net 20	Avg
1)	McAfee, Ind.	55	2711	74	49.3	9	1	5	7	17	139	19	42.7
2)	Allen, N.E.	72	3217	57	44.7	5	0	14	7	27	134	23	41.4
3)	King, Oak.	81	3937	72	48.6	9	0	13	11	33	405	34	41.4
4)	*Dixon, Den.	89	4068	68	45.7	6	0	12	6	40	271	28	41.3
5)	Colquitt, K.C.	76	3427	64	45.1	9	0	6	4	30	157	38	40.7
6)	Colquitt, Cle.	83	3761	65	45.3	2	0	9	4	45	376	22	40.3
7)	Berry, Pit.	68	3100	64	45.6	3	1	9	11	28	269	25	40.2
8)	Lechler, Hou.	72	3423	62	47.5	3	0	3	5	48	477	30	40.1
9)	Darr, Mia.	90	3991	66	44.3	5	0	15	7	37	300	32	39.9
10)	Koch, Bal.	80	3665	68	45.8	5	0	10	18	33	375	37	39.9
11)	*Kaser, S.D.	59	2731	69	46.3	5	0	6	5	33	282	18	39.8
12)	Huber, Cin.	78	3613	72	46.3	8	0	8	4	38	369	23	39.5
13)	Nortman, Jac.	77	3589	78	46.6	8	0	14	5	31	389	27	39.5
14)	Kern, Ten.	77	3402	71	44.2	4	0	6	4	36	347	32	38.6
15)	Schmidt, Buf.	75	3183	58	42.4	3	0	7	18	39	262	20	38.1
16)	*Edwards, NY-J	75	3236	59	43.1	4	1	8	6	35	319	24	37.3

WEEK 17 / THROUGH SUNDAY, JANUARY 1, 2017**AFC / PUNT RETURN LEADERS**

Rank	Player, Team	Ret	FC	Yards	Avg	Long	TD
1)	*Hill, K.C.	39	8	592	15.2	95t	2
2)	Tate, Buf.	26	14	301	11.6	43	0
3)	*Ervin, Hou.	27	23	261	9.7	57	0
4)	*Richard, Oak.	34	5	306	9.0	47	0
5)	*Grant, Mia.	20	3	165	8.3	74t	1
6)	Norwood, Den.	25	15	204	8.2	17	0
7)	Mariani, Ten.	29	22	235	8.1	18	0
8)	Hester, Bal.	25	15	180	7.2	28	0
9)	*Erickson, Cin.	28	19	195	7.0	24	0
10)	Greene, Jac.	21	5	131	6.2	42	0

AFC / KICKOFF RETURN LEADERS

Rank	Player, Team	Ret	Yards	Avg	Long	TD
1)	*Erickson, Cin.	29	810	27.9	84	0
2)	Tate, Buf.	29	662	22.8	45	0
3)	Mariani, Ten.	26	560	21.5	37	0

WEEK 17 / THROUGH SUNDAY, JANUARY 1, 2017**AFC / LEADERS IN INTERCEPTIONS**

Rank	Player, Team	Int	Yards	Avg	Long	TD
1)	Hayward, S.D.	7	102	14.6	31	1
2t)	Peters, K.C.	6	63	10.5	28	0
2t)	Demps, Hou.	6	54	9.0	19	0
4t)	Gilmore, Buf.	5	135	27.0	49	0
4t)	Nelson, Oak.	5	74	14.8	40	0
6t)	Berry, K.C.	4	98	24.5	42t	2
6t)	Weddle, Bal.	4	92	23.0	53	0
6t)	Mosley, Bal.	4	40	10.0	28	0
6t)	Butler, N.E.	4	28	7.0	21	0
6t)	Lippett, Mia.	4	0	0.0	0	0
11t)	*Boddy-Calhoun, Cle.	3	94	31.3	67	1
11t)	Talib, Den.	3	86	28.7	46t	1
11t)	Sorensen, K.C.	3	48	16.0	48t	1
11t)	Taylor, Cle.	3	43	14.3	29	0
11t)	Stewart, Den.	3	36	12.0	25	0
11t)	Orr, Bal.	3	23	7.7	14	0
11t)	Iloka, Cin.	3	21	7.0	21	0
11t)	Kirkpatrick, Cin.	3	21	7.0	21	0
11t)	Butler, Ind.	3	19	6.3	19	0
11t)	S. Williams, Cin.	3	14	4.7	13	0
11t)	*Burns, Pit.	3	13	4.3	9	0
11t)	Haden, Cle.	3	9	3.0	9	0
11t)	Cox, Ten.	3	3	1.0	3	0
11t)	Shazier, Pit.	3	0	0.0	0	0
25t)	Roby, Den.	2	102	51.0	51t	2
25t)	*Simmons, Den.	2	83	41.5	45	0
25t)	Timmons, Pit.	2	74	37.0	58	0
25t)	Alonso, Mia.	2	70	35.0	60t	1
25t)	*Ramsey, Jac.	2	65	32.5	35	1
25t)	Adams, Ind.	2	56	28.0	56	0
25t)	Burfict, Cin.	2	54	27.0	47	0
25t)	Robey-Coleman, Buf.	2	44	22.0	41t	1
25t)	Ryan, N.E.	2	44	22.0	46	0
25t)	Hal, Hou.	2	36	18.0	24	0
25t)	Harris, Den.	2	36	18.0	36	0
25t)	McCain, Ten.	2	33	16.5	33	0
25t)	Collins, N.E.-Cle.	2	31	15.5	18	0
25t)	Maxwell, Mia.	2	29	14.5	27	0
25t)	S. Smith, Oak.	2	27	13.5	27	0
25t)	Gilchrist, NY-J	2	25	12.5	25	0
25t)	*Young, Bal.	2	22	11.0	16	0
25t)	Abdul-Quddus, Mia.	2	16	8.0	9	0
25t)	M. Williams, NY-J	2	14	7.0	14	0
25t)	McCourty, Ten.	2	7	3.5	6	0
25t)	Reed, S.D.	2	6	3.0	3	0
25t)	Allen, Oak.	2	5	2.5	4	0
25t)	Powers, Bal.	2	1	0.5	1	0
25t)	Amerson, Oak.	2	0	0.0	0	0
25t)	T. Smith, Jac.	2	0	0.0	0	0
25t)	White, Buf.	2	0	0.0	0	0

WEEK 17 / THROUGH SUNDAY, JANUARY 1, 2017**AFC / LEADERS IN SACKS**

Rank	Player, Team	Sacks
1)	Miller, Den. (LB)	13.5
2)	Alexander, Buf. (LB)	12.5
3)	Wake, Mia. (DE)	11.5
4t)	Mack, Oak. (DE)	11.0
4t)	Walden, Ind. (LB)	11.0
6t)	*Bosa, S.D. (DE)	10.5
6t)	Orakpo, Ten. (LB)	10.5
8)	Ford, K.C. (LB)	10.0
9t)	Atkins, Cin. (DT)	9.0
9t)	Morgan, Ten. (LB)	9.0
11t)	Dunlap, Cin. (DE)	8.0
11t)	Ingram, S.D. (LB)	8.0
11t)	*Ngakoue, Jac. (DE)	8.0
11t)	Ray, Den. (LB)	8.0
11t)	Suggs, Bal. (LB)	8.0
16)	Mercilus, Hou. (LB)	7.5
17t)	Flowers, N.E. (DE)	7.0
17t)	Irvin, Oak. (LB)	7.0
17t)	L. Williams, NY-J (DT)	7.0
20)	Jackson, Jac. (DT)	6.5
21t)	Clowney, Hou. (DE)	6.0
21t)	Hughes, Buf. (LB)	6.0
23t)	Branch, Mia. (DE)	5.5
23t)	*Ogbah, Cle. (DE)	5.5
23t)	Wolfe, Den. (DE)	5.5
26t)	Casey, Ten. (DE)	5.0
26t)	Harrison, Pit. (LB)	5.0
26t)	Jernigan, Bal. (DE)	5.0
26t)	Mathis, Ind. (LB)	5.0
26t)	McKinney, Hou. (LB)	5.0
26t)	Sheard, N.E. (DE)	5.0
26t)	Suh, Mia. (DT)	5.0
26t)	K. Williams, Buf. (DE)	5.0
34t)	Dupree, Pit. (LB)	4.5
34t)	Wilkerson, NY-J (DE)	4.5
36t)	Z. Brown, Buf. (LB)	4.0
36t)	Clarke, Cin. (DE)	4.0
36t)	Fowler, Jac. (DE)	4.0
36t)	Houston, K.C. (LB)	4.0
36t)	*Judon, Bal. (LB)	4.0
36t)	Long, N.E. (DE)	4.0
36t)	Ninkovich, N.E. (LB)	4.0
36t)	Tuitt, Pit. (DE)	4.0
36t)	Ware, Den. (LB)	4.0
45t)	*Brown, S.D. (LB)	3.5
45t)	Dareus, Buf. (NT)	3.5
45t)	Hali, K.C. (LB)	3.5
45t)	M. Johnson, Cin. (DE)	3.5
45t)	J. Jones, Mia. (DE)	3.5
45t)	Marks, Jac. (DT)	3.5
45t)	McLendon, NY-J (DT)	3.5
45t)	Moats, Pit. (LB)	3.5
45t)	Shazier, Pit. (LB)	3.5
45t)	Simon, Hou. (LB)	3.5

WEEK 17 / THROUGH SUNDAY, JANUARY 1, 2017**AFC / FUMBLE RECOVERIES**

Rank	Player, Team	TotRec	OffRec	DefRec
1t)	Alonso, Mia.	4	0	4
1t)	Brady, N.E.	4	4	0
1t)	Fitzpatrick, NY-J	4	4	0
1t)	Mercilus, Hou.	4	0	4
1t)	Roethlisberger, Pit.	4	4	0
6t)	*Erickson, Cin.	3	3	0
6t)	*Grant, Mia.	3	3	0
6t)	Hester, Bal.	3	3	0
6t)	Ivory, Jac.	3	3	0
6t)	Luck, Ind.	3	3	0
6t)	Mack, Oak.	3	0	3
6t)	Peters, K.C.	3	0	3
6t)	Rivers, S.D.	3	3	0
6t)	Sorensen, K.C.	3	0	3
6t)	Tannehill, Mia.	3	3	0
6t)	Taylor, Buf.	3	3	0

AFC / OFFENSIVE FUMBLE RECOVERIES

Rank	Player, Team	Ret	Yards	Avg	Long	TD
1t)	Brady, N.E.	4	0	0.0	0	0
1t)	Fitzpatrick, NY-J	4	0	0.0	0	0
1t)	Roethlisberger, Pit.	4	0	0.0	0	0
4t)	*Erickson, Cin.	3	0	0.0	0	0
4t)	*Grant, Mia.	3	0	0.0	0	0
4t)	Hester, Bal.	3	0	0.0	0	0
4t)	Ivory, Jac.	3	0	0.0	0	0
4t)	Rivers, S.D.	3	0	0.0	0	0
4t)	Tannehill, Mia.	3	0	0.0	0	0
4t)	Luck, Ind.	3	-1	-0.3	0	0
4t)	Taylor, Buf.	3	-3	-1.0	0	0
12t)	Bell, Pit.	2	4	2.0	4	0
12t)	*Louis, Cle.	2	1	0.5	1	0
12t)	Ajayi, Mia.	2	0	0.0	0	0
12t)	Amendola, N.E.	2	0	0.0	0	0
12t)	*Booker, Den.	2	0	0.0	0	0
12t)	Dalton, Cin.	2	0	0.0	0	0
12t)	Greene, Jac.	2	0	0.0	0	0
12t)	*Hill, K.C.	2	0	0.0	0	0
12t)	*C. Jones, N.E.	2	0	0.0	0	0
12t)	*Kessler, Cle.	2	0	0.0	0	0
12t)	King, Oak.	2	0	0.0	0	0
12t)	Mariota, Ten.	2	0	0.0	0	0
12t)	*J. Marshall, NY-J	2	0	0.0	0	0
12t)	McCown, Cle.	2	0	0.0	0	0
12t)	L. Miller, Hou.	2	0	0.0	0	0
12t)	Osweiler, Hou.	2	0	0.0	0	0
12t)	A. Smith, K.C.	2	0	0.0	0	0
12t)	Ware, K.C.	2	0	0.0	0	0
12t)	Aiken, Bal.	2	-2	-1.0	0	0

AFC / DEFENSIVE FUMBLE RECOVERIES

Rank	Player, Team	Ret	Yards	Avg	Long	TD
1t)	Mercilus, Hou.	4	7	1.8	5	0
1t)	Alonso, Mia.	4	2	0.5	2	0
3t)	Sorensen, K.C.	3	56	18.7	55	0
3t)	Peters, K.C.	3	31	10.3	21	0
3t)	Mack, Oak.	3	1	0.3	1	0
6t)	Ray, Den.	2	18	9.0	15t	1
6t)	Mathis, Ind.	2	14	7.0	14t	1
6t)	Butler, N.E.	2	2	1.0	2	0
6t)	Adams, Ind.	2	0	0.0	0	0
6t)	Autry, Oak.	2	0	0.0	0	0
6t)	P. Brown, Buf.	2	0	0.0	0	0
6t)	D. Jackson, Ind.	2	0	0.0	0	0
6t)	*Moore, Bal.	2	0	0.0	0t	1
6t)	Nelson, Oak.	2	0	0.0	0	0
6t)	Nelson, K.C.	2	0	0.0	0	0
6t)	Orr, Bal.	2	0	0.0	0	0
6t)	Richardson, NY-J	2	0	0.0	0	0
6t)	*Sims, Ten.	2	0	0.0	0	0
6t)	Ward, Den.	2	0	0.0	0	0
6t)	R. Wilson, K.C.	2	0	0.0	0	0
6t)	Flowers, N.E.	2	-3	-1.5	0	0

WEEK 17 / THROUGH SUNDAY, JANUARY 1, 2017**NFC / LEADING PASSERS**

Player, Team	Att	Comp	Pct		Avg		Pct			Pct Rating	
			Comp	Yds	Gain	TD	TD	Long	Int	Int	Points
Ryan, Atl.	534	373	69.9	4944	9.26	38	7.1	76t	7	1.3	117.1
*Prescott, Dal.	459	311	67.8	3667	7.99	23	5.0	83t	4	0.9	104.9
A. Rodgers, G.B.	610	401	65.7	4428	7.26	40	6.6	66t	7	1.1	104.2
Brees, N.O.	673	471	70.0	5208	7.74	37	5.5	98t	15	2.2	101.7
Bradford, Min.	552	395	71.6	3877	7.02	20	3.6	71t	5	0.9	99.3
Cousins, Was.	606	406	67.0	4917	8.11	25	4.1	80t	12	2.0	97.2
Stafford, Det.	594	388	65.3	4327	7.28	24	4.0	73t	10	1.7	93.3
Wilson, Sea.	546	353	64.7	4219	7.73	21	3.8	59	11	2.0	92.6
Kaepernick, S.F.	331	196	59.2	2241	6.77	16	4.8	65t	4	1.2	90.7
Palmer, Ariz	597	364	61.0	4233	7.09	26	4.4	80t	14	2.3	87.2
Winston, T.B.	567	345	60.8	4090	7.21	28	4.9	45t	18	3.2	86.1
Manning, NY-G	598	377	63.0	4027	6.73	26	4.3	75t	16	2.7	86.0
*Wentz, Phi.	607	379	62.4	3782	6.23	16	2.6	73t	14	2.3	79.3
Keenum, L.A.	322	196	60.9	2201	6.84	9	2.8	65t	11	3.4	76.4
Newton, Car.	510	270	52.9	3509	6.88	19	3.7	88t	14	2.7	75.8

NFC / LEADING PASSERS, RANKS

Player, Team	Att	Comp	Pct		Avg		Pct			Pct Rating	
			Comp	Yds	Gain	TD	TD	Long	Int	Int	Points
Ryan, Atl.	11	8	3	2	1	2	1		4t	5	1
*Prescott, Dal.	13	12	4	12	3	9	4		1t	1	2
A. Rodgers, G.B.	2	3	6	4	7	1	2		4t	3	3
Brees, N.O.	1	1	2	1	4	3	3		13	9	4
Bradford, Min.	9	4	1	10	10	11	13		3	2	5
Cousins, Was.	4	2	5	3	2	7	9		9	7	6
Stafford, Det.	7	5	7	5	6	8	10		6	6	7
Wilson, Sea.	10	10	8	7	5	10	11		7t	8	8
Kaepernick, S.F.	14	14t	14	14	13	13t	6		1t	4	9
Palmer, Ariz	6	9	11	6	9	5t	7		10t	11	10
Winston, T.B.	8	11	13	8	8	4	5		15	14	11
Manning, NY-G	5	7	9	9	14	5t	8		14	12	12
*Wentz, Phi.	3	6	10	11	15	13t	15		10t	10	13
Keenum, L.A.	15	14t	12	15	12	15	14		7t	15	14
Newton, Car.	12	13	15	13	11	12	12		10t	13	15

WEEK 17 / THROUGH SUNDAY, JANUARY 1, 2017**NFC / FOURTH-QUARTER PASSING LEADERS**

Rank	Player, Team	Att	Comp	Comp%	Yards	YPA	TD	TD%	Int	Int%	Rating
1)	A. Rodgers, G.B.	135	88	65.2	1118	8.28	12	8.9	2	1.5	114.4
2)	*Prescott, Dal.	111	74	66.7	819	7.38	6	5.4	0	0.0	106.4
3)	Bradford, Min.	169	129	76.3	1125	6.66	7	4.1	2	1.2	102.3
4)	Wilson, Sea.	156	101	64.7	1238	7.94	9	5.8	3	1.9	100.3
5)	Hoyer, Chi.	70	48	68.6	509	7.27	2	2.9	0	0.0	99.0
6)	Brees, N.O.	209	145	69.4	1550	7.42	14	6.7	8	3.8	97.2
7)	Ryan, Atl.	99	58	58.6	835	8.43	7	7.1	3	3.0	97.0
8)	Cousins, Was.	160	104	65.0	1286	8.04	8	5.0	5	3.1	93.4
9)	Palmer, Ariz	175	110	62.9	1227	7.01	11	6.3	7	4.0	88.0
10)	Stafford, Det.	160	101	63.1	1245	7.78	7	4.4	6	3.8	86.1
11)	Kaepernick, S.F.	116	64	55.2	624	5.38	4	3.4	0	0.0	82.0
12)	*Goff, L.A.	52	31	59.6	290	5.58	2	3.8	1	1.9	79.8
13)	Winston, T.B.	151	86	57.0	953	6.31	7	4.6	5	3.3	77.5
14)	Newton, Car.	123	68	55.3	886	7.20	4	3.3	4	3.3	75.5
15)	Barkley, Chi.	102	60	58.8	629	6.17	4	3.9	4	3.9	73.5
16)	Manning, NY-G	166	100	60.2	1153	6.95	7	4.2	9	5.4	72.7
17)	*Wentz, Phi.	185	109	58.9	1023	5.53	1	0.5	3	1.6	69.3
18)	Keenum, L.A.	107	57	53.3	579	5.41	4	3.7	5	4.7	62.0
19)	Gabbert, S.F.	57	30	52.6	351	6.16	2	3.5	4	7.0	54.1

NFC / THIRD-DOWN PASSING LEADERS

Rank	Player, Team	Att	Comp	Comp%	Yards	YPA	TD	TD%	Int	Int%	Rating
1)	A. Rodgers, G.B.	153	101	66.0	1391	9.09	16	10.5	5	3.3	116.2
2)	Ryan, Atl.	125	89	71.2	965	7.72	7	5.6	0	0.0	112.3
3)	Brees, N.O.	163	110	67.5	1321	8.10	14	8.6	5	3.1	107.9
4)	Cousins, Was.	154	94	61.0	1309	8.50	9	5.8	4	2.6	97.0
5)	*Prescott, Dal.	126	82	65.1	979	7.77	6	4.8	3	2.4	94.6
6)	Keenum, L.A.	92	54	58.7	625	6.79	5	5.4	2	2.2	88.4
7)	Bradford, Min.	152	102	67.1	892	5.87	6	3.9	3	2.0	87.4
8)	Kaepernick, S.F.	90	47	52.2	573	6.37	4	4.4	0	0.0	86.9
9)	Wilson, Sea.	148	83	56.1	1092	7.38	6	4.1	3	2.0	84.6
10)	Palmer, Ariz	155	95	61.3	1005	6.48	9	5.8	6	3.9	83.4
11)	Winston, T.B.	161	96	59.6	1210	7.52	7	4.3	6	3.7	82.1
12)	Stafford, Det.	151	94	62.3	1237	8.19	4	2.6	6	4.0	80.4
13)	Newton, Car.	150	74	49.3	1102	7.35	7	4.7	4	2.7	78.3
14)	Manning, NY-G	168	91	54.2	1022	6.08	8	4.8	6	3.6	73.6
15)	*Wentz, Phi.	156	87	55.8	951	6.10	3	1.9	5	3.2	67.0

WEEK 17 / THROUGH SUNDAY, JANUARY 1, 2017**NFC / LEADING RUSHERS**

Rank	Player, Team	Att	Yards	Avg	Long	TD
1)	*Elliott, Dal.	322	1631	5.1	60t	15
2)	*Howard, Chi.	252	1313	5.2	69	6
3)	D. Johnson, Ariz	293	1239	4.2	58t	16
4)	Freeman, Atl.	227	1079	4.8	75t	11
5)	Ingram, N.O.	205	1043	5.1	75t	6
6)	Hyde, S.F.	217	988	4.6	47	6
7)	Gurley, L.A.	278	885	3.2	24t	6
8)	Stewart, Car.	218	824	3.8	47	9
9)	*Kelley, Was.	168	704	4.2	66	6
10)	Mathews, Phi.	155	661	4.3	30	8
11)	Jennings, NY-G	181	593	3.3	25	3
12)	Michael, Sea.-G.B.	148	583	3.9	42t	7
13)	Rodgers, T.B.	129	560	4.3	45	2
14)	Hightower, N.O.	133	548	4.1	30	4
15)	McKinnon, Min.	159	539	3.4	36	2
16)	Coleman, Atl.	118	520	4.4	55t	8
17)	Kaepernick, S.F. (QB)	69	468	6.8	30	2
18)	Jones, Was.	99	460	4.6	57	3
19)	Montgomery, G.B.	77	457	5.9	61	3
20)	*Perkins, NY-G	112	456	4.1	22	0
21)	Sproles, Phi.	94	438	4.7	25t	2
22)	Martin, T.B.	144	421	2.9	17	3
23)	Asiata, Min.	121	402	3.3	29	6
24)	A. Rodgers, G.B. (QB)	67	369	5.5	23	4
25)	Lacy, G.B.	71	360	5.1	31	0
26)	Newton, Car. (QB)	90	359	4.0	28	5
27)	Riddick, Det.	92	357	3.9	42	1
28)	C. Thompson, Was.	68	356	5.2	25t	3
29)	Rawls, Sea.	109	349	3.2	45t	3
30)	Zenner, Det.	88	334	3.8	20	4
31)	*Smallwood, Phi.	77	312	4.1	19	1
32)	*Prescott, Dal. (QB)	57	282	4.9	18	6
33t)	*D. Washington, Det.	90	265	2.9	28	1
33t)	Whittaker, Car.	57	265	4.6	25	0
35)	Wilson, Sea. (QB)	72	259	3.6	18	1
36)	A. Morris, Dal.	69	243	3.5	17	2
37)	*Barber, T.B.	55	223	4.1	44t	1
38)	Stafford, Det. (QB)	37	207	5.6	24	2
39)	Langford, Chi.	62	200	3.2	23	4
40)	Draughn, S.F.	74	196	2.6	18	4
41)	Gabbert, S.F. (QB)	40	173	4.3	24	2
42)	*Prosise, Sea.	30	172	5.7	72t	1
43)	Winston, T.B. (QB)	53	165	3.1	14	1
44)	Austin, L.A. (WR)	28	159	5.7	30t	1
45)	Vereen, NY-G	33	158	4.8	25	1
46)	K. Williams, Ariz	18	157	8.7	49t	2
47)	Ward, Atl.	31	151	4.9	45	0
48t)	Ripkowski, G.B.	34	150	4.4	15	2
48t)	*Wentz, Phi. (QB)	46	150	3.3	17	2
50)	C. Sims, T.B.	51	149	2.9	23	1

NFC / THIRD-AND-ONE RUSHING LEADERS

Rank	Player, Team	Att	FD	Pct
1t)	Jones, Was.	6	6	100.0
1t)	Stewart, Car.	6	6	100.0
1t)	Freeman, Atl.	4	4	100.0
1t)	Hyde, S.F.	4	4	100.0
1t)	*Perkins, NY-G	4	4	100.0
6)	Newton, Car.	10	9	90.0
7)	Kuhn, N.O.	8	7	87.5
8t)	D. Johnson, Ariz	12	10	83.3
8t)	Jennings, NY-G	6	5	83.3
8t)	*Kelley, Was.	6	5	83.3
11)	Gurley, L.A.	11	9	81.8
12t)	Cousins, Was.	5	4	80.0
12t)	*Howard, Chi.	5	4	80.0
12t)	Rodgers, T.B.	5	4	80.0
15)	*Elliott, Dal.	12	9	75.0
16)	Ingram, N.O.	10	7	70.0
17t)	Draughn, S.F.	6	4	66.7
17t)	A. Rodgers, G.B.	6	4	66.7
19)	Asiata, Min.	11	6	54.5

WEEK 17 / THROUGH SUNDAY, JANUARY 1, 2017**NFC / LEADERS IN RECEPTIONS**

Rank	Player, Team	Rec	Yards	Avg	Long	TD
1)	Fitzgerald, Ariz	107	1023	9.6	32	6
2)	Beckham, NY-G	101	1367	13.5	75t	10
3)	Nelson, G.B.	97	1257	13.0	60	14
4)	Evans, T.B.	96	1321	13.8	45t	12
5)	Baldwin, Sea.	94	1128	12.0	59	7
6)	*Thomas, N.O.	92	1137	12.4	46	9
7)	Tate, Det.	91	1077	11.8	67	4
8)	Diggs, Min.	84	903	10.8	46	3
9t)	J. Jones, Atl.	83	1409	17.0	75t	6
9t)	Rudolph, Min. (TE)	83	840	10.1	44	7
11t)	Olsen, Car. (TE)	80	1073	13.4	78t	3
11t)	D. Johnson, Ariz (RB)	80	879	11.0	58	4
13)	Garcon, Was.	79	1041	13.2	70t	3
14t)	Cooks, N.O.	78	1173	15.0	98t	8
14t)	Ertz, Phi. (TE)	78	816	10.5	30	4
16t)	Adams, G.B.	75	997	13.3	66t	12
16t)	Beasley, Dal.	75	833	11.1	47	5
18)	Matthews, Phi.	73	804	11.0	54	3
19)	Snead, N.O.	72	895	12.4	49	4
20t)	Thielen, Min.	69	967	14.0	71t	5
20t)	Witten, Dal. (TE)	69	673	9.8	35	3
22)	Britt, L.A.	68	1002	14.7	66	5
23t)	Crowder, Was.	67	847	12.6	55t	7
23t)	Boldin, Det.	67	584	8.7	35t	8
25t)	Meredith, Chi.	66	888	13.5	50t	4
25t)	Reed, Was. (TE)	66	686	10.4	33	6
27t)	Graham, Sea. (TE)	65	923	14.2	42	6
27t)	*Shepard, NY-G	65	683	10.5	32t	8
29)	Kerley, S.F.	64	667	10.4	33t	3
30)	Benjamin, Car.	63	941	14.9	50	7
31)	Ebron, Det. (TE)	61	711	11.7	61	1
32)	Cobb, G.B.	60	610	10.2	47	4
33)	Sanu, Atl.	59	653	11.1	59	4
34)	Austin, L.A.	58	509	8.8	43t	3
35)	Brate, T.B. (TE)	57	660	11.6	38	8
36)	D. Jackson, Was.	56	1005	17.9	80t	4
37t)	M. Jones, Det.	55	930	16.9	73t	4
37t)	Humphries, T.B.	55	622	11.3	42t	2
39t)	Ginn, Car.	54	752	13.9	88t	4
39t)	Freeman, Atl. (RB)	54	462	8.6	35	2
41)	Riddick, Det. (RB)	53	371	7.0	23	5
42t)	Jeffery, Chi.	52	821	15.8	54	2
42t)	Patterson, Min.	52	453	8.7	39	2
42t)	Sproles, Phi. (RB)	52	427	8.2	73t	2
45t)	Bryant, Dal.	50	796	15.9	56	8
45t)	Fleener, N.O. (TE)	50	631	12.6	50t	3
45t)	Kendricks, L.A. (TE)	50	499	10.0	44	2
48)	C. Thompson, Was. (RB)	49	349	7.1	38	2
49)	Tye, NY-G (TE)	48	395	8.2	27	1
50)	Miller, Chi. (TE)	47	486	10.3	34	4

WEEK 17 / THROUGH SUNDAY, JANUARY 1, 2017**NFC / RECEIVING YARDAGE LEADERS**

Rank	Player, Team	Yards	Rec	Avg	Long	TD
1)	J. Jones, Atl.	1409	83	17.0	75t	6
2)	Beckham, NY-G	1367	101	13.5	75t	10
3)	Evans, T.B.	1321	96	13.8	45t	12
4)	Nelson, G.B.	1257	97	13.0	60	14
5)	Cooks, N.O.	1173	78	15.0	98t	8
6)	*Thomas, N.O.	1137	92	12.4	46	9
7)	Baldwin, Sea.	1128	94	12.0	59	7
8)	Tate, Det.	1077	91	11.8	67	4
9)	Olsen, Car. (TE)	1073	80	13.4	78t	3
10)	Garcon, Was.	1041	79	13.2	70t	3
11)	Fitzgerald, Ariz	1023	107	9.6	32	6
12)	D. Jackson, Was.	1005	56	17.9	80t	4
13)	Britt, L.A.	1002	68	14.7	66	5
14)	Adams, G.B.	997	75	13.3	66t	12
15)	Thielen, Min.	967	69	14.0	71t	5
16)	Benjamin, Car.	941	63	14.9	50	7
17)	M. Jones, Det.	930	55	16.9	73t	4
18)	Graham, Sea. (TE)	923	65	14.2	42	6
19)	Diggs, Min.	903	84	10.8	46	3
20)	Snead, N.O.	895	72	12.4	49	4
21)	Meredith, Chi.	888	66	13.5	50t	4
22)	D. Johnson, Ariz (RB)	879	80	11.0	58	4
23)	Crowder, Was.	847	67	12.6	55t	7
24)	Rudolph, Min. (TE)	840	83	10.1	44	7
25)	Beasley, Dal.	833	75	11.1	47	5
26)	Jeffery, Chi.	821	52	15.8	54	2
27)	Ertz, Phi. (TE)	816	78	10.5	30	4
28)	Matthews, Phi.	804	73	11.0	54	3
29)	Bryant, Dal.	796	50	15.9	56	8
30)	Ginn, Car.	752	54	13.9	88t	4
31)	Ebron, Det. (TE)	711	61	11.7	61	1
32)	Reed, Was. (TE)	686	66	10.4	33	6
33)	*Shepard, NY-G	683	65	10.5	32t	8
34)	Witten, Dal. (TE)	673	69	9.8	35	3
35)	Kerley, S.F.	667	64	10.4	33t	3
36)	Brate, T.B. (TE)	660	57	11.6	38	8
37)	Sanu, Atl.	653	59	11.1	59	4
38)	Fleener, N.O. (TE)	631	50	12.6	50t	3
39)	Humphries, T.B.	622	55	11.3	42t	2
40)	Cobb, G.B.	610	60	10.2	47	4
41)	Lockett, Sea.	597	41	14.6	57t	1
42)	Williams, Dal.	594	44	13.5	47	4
43)	Cruz, NY-G	586	39	15.0	48	1
44)	Boldin, Det.	584	67	8.7	35t	8
45)	Davis, Was. (TE)	583	44	13.3	44	2
46)	Gabriel, Atl.	579	35	16.5	76t	6
47)	Nelson, Ariz	568	34	16.7	80t	6
48)	Quick, L.A.	564	41	13.8	65t	3
49)	Jo. Brown, Ariz	517	39	13.3	30t	2
50)	Kearse, Sea.	511	41	12.5	36	1

WEEK 17 / THROUGH SUNDAY, JANUARY 1, 2017**NFC / THIRD-DOWN RECEIVING LEADERS**

Rank	Player, Team	Rec	Yards	Avg	Long	TD
1t)	Evans, T.B.	28	392	14.0	39	3
1t)	Rudolph, Min. (TE)	28	213	7.6	22	3
3)	D. Johnson, Ariz (RB)	27	265	9.8	24	2
4)	Britt, L.A.	26	260	10.0	34	1
5t)	Beasley, Dal.	25	295	11.8	33	2
5t)	Snead, N.O.	25	292	11.7	29	0
5t)	Beckham, NY-G	25	279	11.2	27	2
8)	Fitzgerald, Ariz	24	202	8.4	19	1
9t)	Tate, Det.	23	341	14.8	66t	2
9t)	Boldin, Det.	23	211	9.2	29	1
11t)	Crowder, Was.	22	351	16.0	55t	4
11t)	Baldwin, Sea.	22	301	13.7	59	3
11t)	Reed, Was. (TE)	22	300	13.6	33	1
11t)	Cobb, G.B.	22	280	12.7	47	1
15)	*Shepard, NY-G	21	251	12.0	32	3
16)	Thielen, Min.	20	292	14.6	29	2
17t)	Nelson, G.B.	19	338	17.8	60	5
17t)	Matthews, Phi.	19	248	13.1	54	1
17t)	Brate, T.B. (TE)	19	224	11.8	22	1
17t)	Olsen, Car. (TE)	19	202	10.6	34	2
17t)	Diggs, Min.	19	190	10.0	33	1
22)	Witten, Dal. (TE)	18	152	8.4	31	0
23t)	Benjamin, Car.	17	293	17.2	44t	1
23t)	Garcon, Was.	17	289	17.0	49	0
23t)	*Thomas, N.O.	17	224	13.2	35	1
23t)	Sanu, Atl.	17	187	11.0	22	0
23t)	Austin, L.A.	17	167	9.8	43t	3
28t)	Ebron, Det. (TE)	16	247	15.4	61	1
28t)	Royal, Chi.	16	204	12.8	64	0
28t)	Ertz, Phi. (TE)	16	165	10.3	21	0
28t)	Sproles, Phi. (RB)	16	149	9.3	73t	1
32t)	Ginn, Car.	15	306	20.4	88t	3
32t)	Cooks, N.O.	15	291	19.4	87t	3
32t)	Graham, Sea. (TE)	15	255	17.0	40	2
32t)	Humphries, T.B.	15	237	15.8	42t	1
32t)	Meredith, Chi.	15	187	12.5	32	0
37t)	Adams, G.B.	14	257	18.4	66t	5
37t)	Quick, L.A.	14	216	15.4	65t	2
37t)	Kerley, S.F.	14	145	10.4	33t	2
37t)	C. Thompson, Was. (RB)	14	110	7.9	38	1
41t)	Cruz, NY-G	13	189	14.5	40	1
41t)	Montgomery, G.B. (RB)	13	117	9.0	24	0
41t)	Patterson, Min.	13	109	8.4	30	0
41t)	Asiata, Min. (RB)	13	97	7.5	23	0
45t)	M. Jones, Det.	12	231	19.3	48	0
45t)	J. Jones, Atl.	12	204	17.0	53	0
45t)	Cook, G.B. (TE)	12	200	16.7	47	0
45t)	Riddick, Det. (RB)	12	81	6.8	12	0
49t)	Bryant, Dal.	11	214	19.5	50t	3
49t)	Lockett, Sea.	11	175	15.9	57t	1
49t)	D. Jackson, Was.	11	170	15.5	67t	2
49t)	Freeman, Atl. (RB)	11	111	10.1	27	0
49t)	*Elliott, Dal. (RB)	11	101	9.2	25	0
49t)	Cadet, N.O. (RB)	11	89	8.1	11t	2

WEEK 17 / THROUGH SUNDAY, JANUARY 1, 2017**NFC / LEADING SCORERS, NONKICKERS**

Rank	Player, Team	TD	Rush	Rec	Ret	X2	Pts
1)	D. Johnson, Ariz (RB)	20	16	4	0	1	122
2)	*Elliott, Dal. (RB)	16	15	1	0	0	96
3)	Nelson, G.B. (WR)	14	0	14	0	0	84
4)	Freeman, Atl. (RB)	13	11	2	0	0	78
5)	Evans, T.B. (WR)	12	0	12	0	2	76
6)	Adams, G.B. (WR)	12	0	12	0	1	74
7)	Coleman, Atl. (RB)	11	8	3	0	0	66
8)	Ingram, N.O. (RB)	10	6	4	0	2	64
9)	Beckham, NY-G (WR)	10	0	10	0	0	60
10)	Mathews, Phi. (RB)	9	8	1	0	2	58
11)	Hyde, S.F. (RB)	9	6	3	0	1	56
12t)	Stewart, Car. (RB)	9	9	0	0	0	54
12t)	*Thomas, N.O. (WR)	9	0	9	0	0	54
14t)	Boldin, Det. (WR)	8	0	8	0	0	48
14t)	Brate, T.B. (TE)	8	0	8	0	0	48
14t)	Bryant, Dal. (WR)	8	0	8	0	0	48
14t)	Cooks, N.O. (WR)	8	0	8	0	0	48
14t)	Crowder, Was. (WR)	8	0	7	1	0	48
14t)	Michael, Sea.-G.B. (RB)	8	7	1	0	0	48
14t)	*Shepard, NY-G (WR)	8	0	8	0	0	48
21t)	Baldwin, Sea. (WR)	7	0	7	0	0	42
21t)	Benjamin, Car. (WR)	7	0	7	0	0	42
21t)	Gabriel, Atl. (WR)	7	1	6	0	0	42
21t)	*Howard, Chi. (RB)	7	6	1	0	0	42
21t)	*Kelley, Was. (RB)	7	6	1	0	0	42
21t)	Nelson, Ariz (WR)	7	1	6	0	0	42
21t)	Rudolph, Min. (TE)	7	0	7	0	0	42
28t)	Asiata, Min. (RB)	6	6	0	0	0	36
28t)	Draughn, S.F. (RB)	6	4	2	0	0	36
28t)	Fitzgerald, Ariz (WR)	6	0	6	0	0	36
28t)	Graham, Sea. (TE)	6	0	6	0	0	36
28t)	Gurley, L.A. (RB)	6	6	0	0	0	36
28t)	J. Jones, Atl. (WR)	6	0	6	0	0	36
28t)	*Prescott, Dal. (QB)	6	6	0	0	0	36
28t)	Reed, Was. (TE)	6	0	6	0	0	36
28t)	Riddick, Det. (RB)	6	1	5	0	0	36
37)	Newton, Car. (QB)	5	5	0	0	1	32
38t)	Beasley, Dal. (WR)	5	0	5	0	0	30
38t)	Britt, L.A. (WR)	5	0	5	0	0	30
38t)	Hightower, N.O. (RB)	5	4	1	0	0	30
38t)	Kuhn, N.O. (RB)	5	4	1	0	0	30
38t)	Thielen, Min. (WR)	5	0	5	0	0	30
38t)	C. Thompson, Was. (RB)	5	3	2	0	0	30
44t)	Funchess, Car. (WR)	4	0	4	0	1	26
44t)	McKinnon, Min. (RB)	4	2	2	0	1	26
44t)	A. Rodgers, G.B. (QB)	4	4	0	0	1	26
44t)	Sanu, Atl. (WR)	4	0	4	0	1	26
44t)	Tate, Det. (WR)	4	0	4	0	1	26
49t)	Austin, L.A. (WR)	4	1	3	0	0	24
49t)	Cadet, N.O. (RB)	4	0	4	0	0	24
49t)	Cobb, G.B. (WR)	4	0	4	0	0	24
49t)	Cousins, Was. (QB)	4	4	0	0	0	24
49t)	Ertz, Phi. (TE)	4	0	4	0	0	24
49t)	Fleener, N.O. (TE)	4	1	3	0	0	24
49t)	Ginn, Car. (WR)	4	0	4	0	0	24
49t)	Hardy, Atl. (WR)	4	0	4	0	0	24
49t)	D. Jackson, Was. (WR)	4	0	4	0	0	24
49t)	Jennings, NY-G (RB)	4	3	1	0	0	24
49t)	M. Jones, Det. (WR)	4	0	4	0	0	24
49t)	Langford, Chi. (RB)	4	4	0	0	0	24
49t)	McDonald, S.F. (TE)	4	0	4	0	0	24
49t)	Meredith, Chi. (WR)	4	0	4	0	0	24
49t)	Miller, Chi. (TE)	4	0	4	0	0	24
49t)	Snead, N.O. (WR)	4	0	4	0	0	24
49t)	Sproles, Phi. (RB)	4	2	2	0	0	24
49t)	Williams, Dal. (WR)	4	0	4	0	0	24
49t)	Zenner, Det. (RB)	4	4	0	0	0	24

WEEK 17 / THROUGH SUNDAY, JANUARY 1, 2017**NFC / LEADING SCORERS, KICKERS**

Rank	Player, Team	PAT	FG	Pct	Long	Pts
1)	Bryant, Atl.	56/57	34/37	.919	59	158
2)	Hopkins, Was.	36/39	34/42	.810	53	138
3)	Sturgis, Phi.	30/31	35/41	.854	55	135
4)	*Lutz, N.O.	49/50	28/34	.824	57	133
5)	Hauschka, Sea.	29/35	33/37	.892	53	128
6)	Bailey, Dal.	46/46	27/32	.844	56	127
7)	Prater, Det.	31/33	31/36	.861	58	124
8)	Crosby, G.B.	44/47	26/30	.867	53	122
9)	Gano, Car.	31/34	30/38	.789	54	121
10)	Catanzaro, Ariz	43/47	21/28	.750	60	106
11)	*Aguayo, T.B.	32/34	22/31	.710	43	98
12)	Dawson, S.F.	33/34	18/21	.857	53	87
13)	Barth, Chi.	31/32	18/23	.783	54	85
14)	Zuerlein, L.A.	23/23	19/22	.864	54	80
15)	Forbath, Min.	11/14	15/15	1.000	51	56
16)	Walsh, Min.	15/19	12/16	.750	50	51
17)	Gould, NY-G	20/23	10/10	1.000	47	50
18)	J. Brown, NY-G	9/ 9	11/12	.917	48	42

NFC / TOUCHBACKS ON KICKOFFS

Rank	Player, Team	TB
1t)	Bosher, Atl.	65
1t)	Hopkins, Was.	65
3)	Gano, Car.	63
4)	Bailey, Dal.	57
5)	Hauschka, Sea.	54
6t)	*Aguayo, T.B.	52
6t)	Catanzaro, Ariz	52
6t)	Martin, Det.	52
9)	*Lutz, N.O.	49
10t)	Crosby, G.B.	46
10t)	Sturgis, Phi.	46
12)	Zuerlein, L.A.	36
13)	Barth, Chi.	26
14)	Pinion, S.F.	20
15t)	Forbath, Min.	19
15t)	Gould, NY-G	19
15t)	Walsh, Min.	19
18)	J. Brown, NY-G	15
19)	*Wile, Atl.-Ariz	7
20)	Dawson, S.F.	4
21)	Prater, Det.	1

WEEK 17 / THROUGH SUNDAY, JANUARY 1, 2017**NFC / MOST YARDS FROM SCRIMMAGE**

Rank	Player, Team	Total			Rushing			Receiving		
		Yards	Att+Rec	Avg	Yards	Att	Avg	Yards	Rec	Avg
1)	D. Johnson, Ariz (RB)	2118	373	5.7	1239	293	4.2	879	80	11.0
2)	*Elliott, Dal. (RB)	1994	354	5.6	1631	322	5.1	363	32	11.3
3)	*Howard, Chi. (RB)	1611	281	5.7	1313	252	5.2	298	29	10.3
4)	Freeman, Atl. (RB)	1541	281	5.5	1079	227	4.8	462	54	8.6
5)	J. Jones, Atl. (WR)	1409	83	17.0	0	0	---	1409	83	17.0
6)	Beckham, NY-G (WR)	1376	102	13.5	9	1	9.0	1367	101	13.5
7)	Ingram, N.O. (RB)	1362	251	5.4	1043	205	5.1	319	46	6.9
8)	Evans, T.B. (WR)	1321	96	13.8	0	0	---	1321	96	13.8
9)	Nelson, G.B. (WR)	1257	97	13.0	0	0	---	1257	97	13.0
10)	Gurley, L.A. (RB)	1212	321	3.8	885	278	3.2	327	43	7.6
11)	Cooks, N.O. (WR)	1203	84	14.3	30	6	5.0	1173	78	15.0
12)	Hyde, S.F. (RB)	1151	244	4.7	988	217	4.6	163	27	6.0
13)	*Thomas, N.O. (WR)	1137	92	12.4	0	0	---	1137	92	12.4
14)	Baldwin, Sea. (WR)	1130	97	11.6	2	3	0.7	1128	94	12.0
15)	Tate, Det. (WR)	1081	101	10.7	4	10	0.4	1077	91	11.8
16)	Olsen, Car. (TE)	1073	80	13.4	0	0	---	1073	80	13.4
17)	Garcon, Was. (WR)	1041	79	13.2	0	0	---	1041	79	13.2
18)	Fitzgerald, Ariz (WR)	1028	109	9.4	5	2	2.5	1023	107	9.6
19)	D. Jackson, Was. (WR)	1005	56	17.9	0	0	---	1005	56	17.9
20)	Britt, L.A. (WR)	1002	68	14.7	0	0	---	1002	68	14.7
21)	Adams, G.B. (WR)	997	75	13.3	0	0	---	997	75	13.3
22)	Thielen, Min. (WR)	982	71	13.8	15	2	7.5	967	69	14.0
23t)	Benjamin, Car. (WR)	941	63	14.9	0	0	---	941	63	14.9
23t)	Coleman, Atl. (RB)	941	149	6.3	520	118	4.4	421	31	13.6
25)	M. Jones, Det. (WR)	933	56	16.7	3	1	3.0	930	55	16.9
26)	Graham, Sea. (TE)	923	66	14.0	0	1	0.0	923	65	14.2
27)	Diggs, Min. (WR)	913	87	10.5	10	3	3.3	903	84	10.8
28)	Snead, N.O. (WR)	895	72	12.4	0	0	---	895	72	12.4
29)	Meredith, Chi. (WR)	894	67	13.3	6	1	6.0	888	66	13.5
30)	Stewart, Car. (RB)	884	226	3.9	824	218	3.8	60	8	7.5
31)	Sproles, Phi. (RB)	865	146	5.9	438	94	4.7	427	52	8.2
32)	Ginn, Car. (WR)	850	68	12.5	98	14	7.0	752	54	13.9
33)	Crowder, Was. (WR)	845	69	12.2	-2	2	-1.0	847	67	12.6
34t)	Beasley, Dal. (WR)	840	76	11.1	7	1	7.0	833	75	11.1
34t)	Rudolph, Min. (TE)	840	83	10.1	0	0	---	840	83	10.1
36)	Jeffery, Chi. (WR)	821	52	15.8	0	0	---	821	52	15.8
37)	Ertz, Phi. (TE)	816	78	10.5	0	0	---	816	78	10.5
38)	Montgomery, G.B. (RB)	805	121	6.7	457	77	5.9	348	44	7.9
39)	Matthews, Phi. (WR)	804	73	11.0	0	0	---	804	73	11.0
40)	Bryant, Dal. (WR)	796	50	15.9	0	0	---	796	50	15.9
41t)	Jennings, NY-G (RB)	794	216	3.7	593	181	3.3	201	35	5.7
41t)	McKinnon, Min. (RB)	794	202	3.9	539	159	3.4	255	43	5.9
43)	*Kelley, Was. (RB)	786	180	4.4	704	168	4.2	82	12	6.8
44)	Mathews, Phi. (RB)	776	168	4.6	661	155	4.3	115	13	8.8
45)	Hightower, N.O. (RB)	748	155	4.8	548	133	4.1	200	22	9.1
46)	Riddick, Det. (RB)	728	145	5.0	357	92	3.9	371	53	7.0
47)	*Shepard, NY-G (WR)	714	68	10.5	31	3	10.3	683	65	10.5
48)	Ebron, Det. (TE)	712	62	11.5	1	1	1.0	711	61	11.7
49)	Lockett, Sea. (WR)	711	47	15.1	114	6	19.0	597	41	14.6
50)	C. Thompson, Was. (RB)	705	117	6.0	356	68	5.2	349	49	7.1

WEEK 17 / THROUGH SUNDAY, JANUARY 1, 2017**NFC / LEADERS IN FIRST DOWNS**

Rank	Player, Team	Rush	Rec	Tot
1)	D. Johnson, Ariz (RB)	72	42	114
2)	*Elliott, Dal. (RB)	91	11	102
3)	Freeman, Atl. (RB)	61	22	83
4)	*Howard, Chi. (RB)	70	12	82
5)	Evans, T.B. (WR)	0	81	81
6)	Ingram, N.O. (RB)	49	18	67
7)	Beckham, NY-G (WR)	0	65	65
8)	J. Jones, Atl. (WR)	0	64	64
9)	Gurley, L.A. (RB)	48	15	63
10t)	Nelson, G.B. (WR)	0	62	62
10t)	*Thomas, N.O. (WR)	0	62	62
12)	Fitzgerald, Ariz (WR)	0	59	59
13)	Hyde, S.F. (RB)	48	7	55
14)	Olsen, Car. (TE)	0	54	54
15t)	Baldwin, Sea. (WR)	0	52	52
15t)	Garcon, Was. (WR)	0	52	52
17t)	Beasley, Dal. (WR)	0	51	51
17t)	Snead, N.O. (WR)	0	51	51
19t)	Benjamin, Car. (WR)	0	50	50
19t)	Rudolph, Min. (TE)	0	50	50
21t)	Diggs, Min. (WR)	1	47	48
21t)	Stewart, Car. (RB)	47	1	48
23t)	Britt, L.A. (WR)	0	47	47
23t)	Tate, Det. (WR)	1	46	47
25)	Cooks, N.O. (WR)	1	45	46
26t)	Adams, G.B. (WR)	0	45	45
26t)	Graham, Sea. (TE)	0	45	45
26t)	Mathews, Phi. (RB)	38	7	45
26t)	Thielen, Min. (WR)	1	44	45
30)	Meredith, Chi. (WR)	0	44	44
31t)	Hightower, N.O. (RB)	32	11	43
31t)	*Shepard, NY-G (WR)	1	42	43
33)	Ertz, Phi. (TE)	0	42	42
34t)	Boldin, Det. (WR)	0	41	41
34t)	Jeffery, Chi. (WR)	0	41	41
34t)	M. Jones, Det. (WR)	0	41	41
34t)	Reed, Was. (TE)	0	41	41
34t)	Sproles, Phi. (RB)	22	19	41
39t)	Brate, T.B. (TE)	0	40	40
39t)	Cobb, G.B. (WR)	4	36	40
39t)	Coleman, Atl. (RB)	24	16	40
42t)	Montgomery, G.B. (RB)	20	19	39
42t)	Riddick, Det. (RB)	19	20	39
44t)	Bryant, Dal. (WR)	0	38	38
44t)	Ebron, Det. (TE)	1	37	38
44t)	Matthews, Phi. (WR)	0	38	38
47t)	Jennings, NY-G (RB)	29	8	37
47t)	McKinnon, Min. (RB)	21	16	37
49t)	Asiata, Min. (RB)	27	9	36
49t)	Michael, Sea.-G.B. (RB)	32	4	36

WEEK 17 / THROUGH SUNDAY, JANUARY 1, 2017**NFC / LEADING PUNTERS**

Rank	Player, Team	No	Yards	Lg	Avg	TB	Blk	Dwn	OB	Opp Ret	In	Net
1)	Martin, Det.	62	3010	63	48.5	3	0	7	3	35	210	23 44.2
2)	Morstead, N.O.	57	2751	66	48.3	5	0	8	8	29	237	22 42.4
3)	Hekker, L.A.	98	4680	78	47.8	1	0	11	11	35	152	51 46.0
4)	Bosher, Atl.	44	2060	68	46.8	1	0	5	1	21	209	21 41.6
5)	Wing, NY-G	93	4297	63	46.2	8	0	20	12	37	330	28 40.9
6)	Anger, T.B.	70	3215	59	45.9	5	0	9	3	24	128	37 42.7
7)	C. Jones, Dal.	58	2661	66	45.9	4	1	5	10	22	192	25 40.5
8)	D. Jones, Phi.	63	2888	72	45.8	6	0	11	6	25	202	21 40.7
9)	Way, Was.	49	2209	61	45.1	4	0	4	7	27	222	15 38.9
10)	O'Donnell, Chi.	68	2994	67	44.0	5	0	5	5	22	282	24 38.4
11)	Ryan, Sea.	71	3126	64	44.0	3	1	11	7	28	236	26 39.3
12)	Pinion, S.F.	100	4402	65	44.0	4	0	11	4	40	345	28 39.8
13)	Schum, G.B.	56	2420	65	43.2	4	0	7	11	16	151	19 39.1
14)	Locke, Min.	74	3155	72	42.6	3	0	14	3	26	209	34 39.0

NFC / LEADING PUNTERS, NET AVERAGE

Rank	Player, Team	No	Yards	Lg	Avg	TB	Blk	Dwn	OB	Opp Ret	In	Net
1)	Hekker, L.A.	98	4680	78	47.8	1	0	11	11	35	152	51 46.0
2)	Martin, Det.	62	3010	63	48.5	3	0	7	3	35	210	23 44.2
3)	Anger, T.B.	70	3215	59	45.9	5	0	9	3	24	128	37 42.7
4)	Morstead, N.O.	57	2751	66	48.3	5	0	8	8	29	237	22 42.4
5)	Bosher, Atl.	44	2060	68	46.8	1	0	5	1	21	209	21 41.6
6)	Wing, NY-G	93	4297	63	46.2	8	0	20	12	37	330	28 40.9
7)	D. Jones, Phi.	63	2888	72	45.8	6	0	11	6	25	202	21 40.7
8)	C. Jones, Dal.	58	2661	66	45.9	4	1	5	10	22	192	25 40.5
9)	Pinion, S.F.	100	4402	65	44.0	4	0	11	4	40	345	28 39.8
10)	Ryan, Sea.	71	3126	64	44.0	3	1	11	7	28	236	26 39.3
11)	Schum, G.B.	56	2420	65	43.2	4	0	7	11	16	151	19 39.1
12)	Locke, Min.	74	3155	72	42.6	3	0	14	3	26	209	34 39.0
13)	Way, Was.	49	2209	61	45.1	4	0	4	7	27	222	15 38.9
14)	O'Donnell, Chi.	68	2994	67	44.0	5	0	5	5	22	282	24 38.4

WEEK 17 / THROUGH SUNDAY, JANUARY 1, 2017**NFC / PUNT RETURN LEADERS**

Rank	Player, Team	Ret	FC	Yards	Avg	Long	TD
1)	Sherels, Min.	21	17	292	13.9	79t	2
2)	Roberts, Det.	20	16	246	12.3	85t	2
3)	Crowder, Was.	27	15	328	12.1	85t	1
4)	Weems, Atl.	24	21	273	11.4	73	0
5)	Humphries, T.B.	24	22	237	9.9	25	0
6)	Lockett, Sea.	29	22	243	8.4	62	0
7)	Austin, L.A.	44	16	364	8.3	47	0
8)	Whitehead, Dal.	25	6	195	7.8	39	0
9)	Kerley, S.F.	21	36	158	7.5	26	0
10)	Ginn, Car.	29	24	202	7.0	19	0
11)	Harris, NY-G	29	10	170	5.9	17	0

NFC / KICKOFF RETURN LEADERS

Rank	Player, Team	Ret	Yards	Avg	Long	TD
1)	Patterson, Min.	25	792	31.7	104t	1
2)	Cunningham, L.A.	22	599	27.2	61	0
3)	Lockett, Sea.	23	606	26.3	46	0
4)	Harris, NY-G	22	533	24.2	46	0
5)	Thompson, Chi.	35	804	23.0	64	0
6)	Roberts, Det.	33	747	22.6	42	0
7)	Shepherd, Phi.-S.F.	21	456	21.7	41	0

WEEK 17 / THROUGH SUNDAY, JANUARY 1, 2017**NFC / LEADERS IN INTERCEPTIONS**

Rank	Player, Team	Int	Yards	Avg	Long	TD
1)	Rodgers-Cromartie, NY-G	6	28	4.7	28	0
2t)	Rhodes, Min.	5	133	26.6	100t	1
2t)	Clinton-Dix, G.B.	5	75	15.0	27	0
2t)	Collins, NY-G	5	72	14.4	44t	1
2t)	Hicks, Phi.	5	41	8.2	34	0
6t)	Cooper, Ariz	4	95	23.8	60t	1
6t)	Coleman, Car.	4	57	14.3	37	1
6t)	Grimes, T.B.	4	37	9.3	31t	1
6t)	Sherman, Sea.	4	37	9.3	31	0
6t)	Tandy, T.B.	4	28	7.0	28	0
11t)	*D. Jones, Atl.	3	165	55.0	90t	2
11t)	Jenkins, Phi.	3	98	32.7	64t	2
11t)	Randall, G.B.	3	91	30.3	44	0
11t)	Norman, Was.	3	38	12.7	35	0
11t)	Davis, Car.	3	35	11.7	31	0
11t)	Breeland, Was.	3	32	10.7	26	0
11t)	Peterson, Ariz	3	27	9.0	25	0
11t)	Jenkins, NY-G	3	26	8.7	23	0
11t)	Swearinger, Ariz	3	13	4.3	12	0
11t)	Hyde, G.B.	3	11	3.7	11	0
11t)	McLeod, Phi.	3	5	1.7	5	0
11t)	Waynes, Min.	3	4	1.3	4	0
23t)	Conte, T.B.	2	73	36.5	53	1
23t)	Bush, Det.	2	39	19.5	39t	1
23t)	Collins, Atl.	2	37	18.5	37	0
23t)	Byrd, N.O.	2	35	17.5	24	0
23t)	Alford, Atl.	2	34	17.0	30t	1
23t)	McDougald, T.B.	2	32	16.0	32	0
23t)	Vaccaro, N.O.	2	30	15.0	30	0
23t)	Boston, Car.	2	29	14.5	22	0
23t)	McKelvin, Phi.	2	29	14.5	29t	1
23t)	Porter, Chi.	2	28	14.0	25	0
23t)	Hodges, S.F.	2	27	13.5	21	0
23t)	*LeBlanc, Chi.	2	24	12.0	24t	1
23t)	Slay, Det.	2	24	12.0	13	0
23t)	Wilson, Det.	2	23	11.5	18	0
23t)	*Bradberry, Car.	2	21	10.5	16	0
23t)	Alexander, L.A.	2	19	9.5	19	0
23t)	Burnett, G.B.	2	19	9.5	19	0
23t)	Sendejo, Min.	2	18	9.0	16	0
23t)	Ogletree, L.A.	2	15	7.5	8	0
23t)	Church, Dal.	2	14	7.0	14	0
23t)	Barron, L.A.	2	8	4.0	7	0
23t)	Moore, N.O.	2	8	4.0	8	0
23t)	Chancellor, Sea.	2	5	2.5	5	0
23t)	Thomas, Sea.	2	5	2.5	5	0
23t)	Allen, Atl.	2	3	1.5	3	0
23t)	McDonald, L.A.	2	0	0.0	0	0
23t)	Quin, Det.	2	0	0.0	0	0

WEEK 17 / THROUGH SUNDAY, JANUARY 1, 2017**NFC / LEADERS IN SACKS**

Rank	Player, Team	Sacks
1)	Beasley, Atl. (LB)	15.5
2t)	M. Golden, Ariz (LB)	12.5
2t)	Hunter, Min. (DE)	12.5
4)	Avril, Sea. (DE)	11.5
5t)	Jones, Ariz (LB)	11.0
5t)	Kerrigan, Was. (LB)	11.0
5t)	Perry, G.B. (LB)	11.0
8)	Clark, Sea. (DE)	10.0
9)	Addison, Car. (DE)	9.5
10)	Murphy, Was. (DE)	9.0
11)	Vernon, NY-G (DE)	8.5
12t)	Campbell, Ariz (DE)	8.0
12t)	Donald, L.A. (DT)	8.0
12t)	Griffen, Min. (DE)	8.0
12t)	Hyder, Det. (DE)	8.0
16t)	Jordan, N.O. (DE)	7.5
16t)	Peppers, G.B. (LB)	7.5
16t)	Robison, Min. (DE)	7.5
16t)	Young, Chi. (LB)	7.5
20t)	*Floyd, Chi. (LB)	7.0
20t)	Hicks, Chi. (DE)	7.0
20t)	McCoy, T.B. (DT)	7.0
20t)	Pierre-Paul, NY-G (DE)	7.0
24t)	Ayers, T.B. (DE)	6.5
24t)	Cox, Phi. (DT)	6.5
24t)	Fairley, N.O. (DT)	6.5
27t)	Brooks, S.F. (LB)	6.0
27t)	*Buckner, S.F. (DE)	6.0
27t)	Mayowa, Dal. (DE)	6.0
27t)	Short, Car. (DT)	6.0
31t)	Graham, Phi. (DE)	5.5
31t)	*N. Spence, T.B. (DE)	5.5
33t)	Barwin, Phi. (DE)	5.0
33t)	Bennett, Sea. (DE)	5.0
33t)	*M. Collins, Dal. (DT)	5.0
33t)	David, T.B. (LB)	5.0
33t)	Ealy, Car. (DE)	5.0
33t)	Hayes, L.A. (DE)	5.0
33t)	Matthews, G.B. (LB)	5.0
40t)	Clayborn, Atl. (DE)	4.5
40t)	T. Crawford, Dal. (DE)	4.5
40t)	P. Smith, Was. (LB)	4.5
40t)	Taylor, Det. (DE)	4.5
40t)	Wagner, Sea. (LB)	4.5
45t)	Collins, NY-G (DB)	4.0
45t)	Daniels, G.B. (DE)	4.0
45t)	Ellerbe, N.O. (LB)	4.0
45t)	Irving, Dal. (DE)	4.0
45t)	C. Johnson, Car. (DE)	4.0
45t)	Joseph, Min. (DT)	4.0
45t)	Lotulelei, Car. (DT)	4.0
45t)	McPhee, Chi. (LB)	4.0
45t)	Quinn, L.A. (DE)	4.0
45t)	*Rankins, N.O. (DT)	4.0
45t)	Wright, Sea. (LB)	4.0

WEEK 17 / THROUGH SUNDAY, JANUARY 1, 2017**NFC / FUMBLE RECOVERIES**

Rank	Player, Team	TotRec	OffRec	DefRec
1)	*Wentz, Phi.	7	7	0
2)	Palmer, Ariz	6	6	0
3)	Cousins, Was.	5	5	0
4t)	*Howard, Chi.	4	4	0
4t)	Wilson, Sea.	4	4	0
6t)	Bradford, Min.	3	3	0
6t)	Campbell, Ariz	3	0	3
6t)	*Elliott, Dal.	3	3	0
6t)	*Garnett, S.F.	3	3	0
6t)	Griffen, Min.	3	0	3
6t)	Kaepernick, S.F.	3	3	0
6t)	Keenum, L.A.	3	3	0
6t)	Keo, Den.-N.O.	3	1	2
6t)	*Prescott, Dal.	3	3	0
6t)	Sproles, Phi.	3	3	0
6t)	*Thomas, N.O.	3	3	0
6t)	Watford, Ariz	3	3	0
6t)	Winston, T.B.	3	3	0

NFC / OFFENSIVE FUMBLE RECOVERIES

Rank	Player, Team	Ret	Yards	Avg	Long	TD
1)	*Wentz, Phi.	7	0	0.0	0	0
2)	Palmer, Ariz	6	0	0.0	0	0
3)	Cousins, Was.	5	0	0.0	0	0
4t)	*Howard, Chi.	4	0	0.0	0	0
4t)	Wilson, Sea.	4	0	0.0	0	0
6t)	*Thomas, N.O.	3	10	3.3	10	0
6t)	Bradford, Min.	3	0	0.0	0	0
6t)	*Elliott, Dal.	3	0	0.0	0	0
6t)	*Garnett, S.F.	3	0	0.0	0	0
6t)	Kaepernick, S.F.	3	0	0.0	0	0
6t)	Keenum, L.A.	3	0	0.0	0	0
6t)	*Prescott, Dal.	3	0	0.0	0	0
6t)	Sproles, Phi.	3	0	0.0	0	0
6t)	Watford, Ariz	3	0	0.0	0	0
6t)	Winston, T.B.	3	0	0.0	0	0

NFC / DEFENSIVE FUMBLE RECOVERIES

Rank	Player, Team	Ret	Yards	Avg	Long	TD
1t)	Campbell, Ariz	3	53	17.7	53t	1
1t)	Griffen, Min.	3	20	6.7	20t	1
3t)	David, T.B.	2	53	26.5	53	0
3t)	Davis, Car.	2	46	23.0	46t	1
3t)	*Poole, Atl.	2	10	5.0	10	0
3t)	Thompson, Car.	2	9	4.5	9t	1
3t)	Robertson, N.O.	2	5	2.5	5	0
3t)	Sendejo, Min.	2	5	2.5	3	0
3t)	Horton, Car.	2	4	2.0	4	0
3t)	*Clark, G.B.	2	2	1.0	2	0
3t)	Kruger, N.O.	2	1	0.5	1	0
3t)	*Buckner, S.F.	2	0	0.0	0	0
3t)	Compton, Was.	2	0	0.0	0	0
3t)	T. Crawford, Dal.	2	0	0.0	0	0
3t)	Jefferson, Ariz	2	0	0.0	0	0
3t)	Jones, Ariz	2	0	0.0	0	0
3t)	Keo, Den.-N.O.	2	0	0.0	0	0
3t)	McCoy, T.B.	2	0	0.0	0	0
3t)	Stupar, N.O.	2	0	0.0	0	0
3t)	Wilber, Dal.	2	0	0.0	0	0
3t)	Worrilow, Atl.	2	0	0.0	0	0

WEEK 17 / THROUGH SUNDAY, JANUARY 1, 2017

NFL / LEADING PASSERS

Player, Team	Att	Comp	Pct		Avg		Pct			Pct Rating	
			Comp	Yds	Gain	TD	TD	Long	Int	Int	Points
Ryan, Atl.	534	373	69.9	4944	9.26	38	7.1	76t	7	1.3	117.1
Brady, N.E.	432	291	67.4	3554	8.23	28	6.5	79t	2	0.5	112.2
*Prescott, Dal.	459	311	67.8	3667	7.99	23	5.0	83t	4	0.9	104.9
A. Rodgers, G.B.	610	401	65.7	4428	7.26	40	6.6	66t	7	1.1	104.2
Brees, N.O.	673	471	70.0	5208	7.74	37	5.5	98t	15	2.2	101.7
Bradford, Min.	552	395	71.6	3877	7.02	20	3.6	71t	5	0.9	99.3
Cousins, Was.	606	406	67.0	4917	8.11	25	4.1	80t	12	2.0	97.2
Carr, Oak.	560	357	63.7	3937	7.03	28	5.0	75t	6	1.1	96.7
Luck, Ind.	545	346	63.5	4240	7.78	31	5.7	64t	13	2.4	96.4
Mariota, Ten.	451	276	61.2	3426	7.60	26	5.8	60	9	2.0	95.6
Roethlisberger, Pit.	509	328	64.4	3819	7.50	29	5.7	72t	13	2.6	95.4
Tannehill, Mia.	389	261	67.1	2995	7.70	19	4.9	74t	12	3.1	93.5
Stafford, Det.	594	388	65.3	4327	7.28	24	4.0	73t	10	1.7	93.3
Wilson, Sea.	546	353	64.7	4219	7.73	21	3.8	59	11	2.0	92.6
Dalton, Cin.	563	364	64.7	4206	7.47	18	3.2	86t	8	1.4	91.8
A. Smith, K.C.	489	328	67.1	3502	7.16	15	3.1	80t	8	1.6	91.2
Kaepernick, S.F.	331	196	59.2	2241	6.77	16	4.8	65t	4	1.2	90.7
Taylor, Buf.	436	269	61.7	3023	6.93	17	3.9	84t	6	1.4	89.7
Rivers, S.D.	578	349	60.4	4386	7.59	33	5.7	59	21	3.6	87.9
Palmer, Ariz	597	364	61.0	4233	7.09	26	4.4	80t	14	2.3	87.2
Winston, T.B.	567	345	60.8	4090	7.21	28	4.9	45t	18	3.2	86.1
Manning, NY-G	598	377	63.0	4027	6.73	26	4.3	75t	16	2.7	86.0
Siemian, Den.	486	289	59.5	3401	7.00	18	3.7	76t	10	2.1	84.6
Flacco, Bal.	672	436	64.9	4317	6.42	20	3.0	95t	15	2.2	83.5
*Wentz, Phi.	607	379	62.4	3782	6.23	16	2.6	73t	14	2.3	79.3
Bortles, Jac.	625	368	58.9	3905	6.25	23	3.7	51t	16	2.6	78.8
Keenum, L.A.	322	196	60.9	2201	6.84	9	2.8	65t	11	3.4	76.4
Newton, Car.	510	270	52.9	3509	6.88	19	3.7	88t	14	2.7	75.8
Osweiler, Hou.	510	301	59.0	2957	5.80	15	2.9	53	16	3.1	72.2
Fitzpatrick, NY-J	403	228	56.6	2710	6.72	12	3.0	57	17	4.2	69.6

NFL / LEADING PASSERS, RANKS

Player, Team	Att	Comp	Pct		Avg		Pct			Pct Rating	
			Comp	Yds	Gain	TD	TD	Long	Int	Int	Points
Ryan, Atl.	17	9	3	2	1	2	1		7t	7	1
Brady, N.E.	26	22	5	20	2	7t	3		1	1	2
*Prescott, Dal.	23	20	4	19	4	15t	9		2t	2	3
A. Rodgers, G.B.	4	4	9	4	14	1	2		7t	5	4
Brees, N.O.	1	1	2	1	6	3	8		23t	16	5
Bradford, Min.	14	5	1	16	19	18t	23		4	3	6
Cousins, Was.	6	3	8	3	3	13	16		16t	12	7
Carr, Oak.	13	13	15	14	18	7t	10		5t	4	8
Luck, Ind.	16	16	16	8	5	5	7		18t	20	9
Mariota, Ten.	24	24	20	23	9	10t	4		11	13	10
Roethlisberger, Pit.	20	18t	14	17	11	6	6		18t	21	11
Tannehill, Mia.	28	27	6	26	8	20t	12		16t	25	12
Stafford, Det.	9	6	10	6	13	14	17		12t	11	13
Wilson, Sea.	15	14	13	10	7	17	19		14t	14	14
Dalton, Cin.	12	11t	12	11	12	22t	24		9t	9	15
A. Smith, K.C.	21	18t	7	22	16	27t	25		9t	10	16
Kaepernick, S.F.	29	29t	26	29	24	25t	13		2t	6	17
Taylor, Buf.	25	26	19	25	21	24	18		5t	8	18
Rivers, S.D.	10	15	24	5	10	4	5		30	29	19
Palmer, Ariz	8	11t	21	9	17	10t	14		20t	19	20
Winston, T.B.	11	17	23	12	15	7t	11		29	27	21
Manning, NY-G	7	8	17	13	25	10t	15		25t	23	22
Siemian, Den.	22	23	25	24	20	22t	21		12t	15	23
Flacco, Bal.	2	2	11	7	27	18t	27		23t	17	24
*Wentz, Phi.	5	7	18	18	29	25t	30		20t	18	25
Bortles, Jac.	3	10	28	15	28	15t	22		25t	22	26
Keenum, L.A.	30	29t	22	30	23	30	29		14t	28	27
Newton, Car.	18t	25	30	21	22	20t	20		20t	24	28
Osweiler, Hou.	18t	21	27	27	30	27t	28		25t	26	29
Fitzpatrick, NY-J	27	28	29	28	26	29	26		28	30	30

WEEK 17 / THROUGH SUNDAY, JANUARY 1, 2017**NFL / FOURTH-QUARTER PASSING LEADERS**

Rank	Player, Team	Att	Comp	Comp%	Yards	YPA	TD	TD%	Int	Int%	Rating
1)	A. Rodgers, G.B.	135	88	65.2	1118	8.28	12	8.9	2	1.5	114.4
2)	Roethlisberger, Pit.	138	96	69.6	1182	8.57	10	7.2	2	1.4	113.9
3)	Brady, N.E.	84	56	66.7	799	9.51	4	4.8	0	0.0	113.1
4)	Carr, Oak.	130	78	60.0	1083	8.33	10	7.7	1	0.8	109.2
5)	Luck, Ind.	159	102	64.2	1300	8.18	11	6.9	2	1.3	107.4
6)	*Prescott, Dal.	111	74	66.7	819	7.38	6	5.4	0	0.0	106.4
7)	Bradford, Min.	169	129	76.3	1125	6.66	7	4.1	2	1.2	102.3
8)	Siemian, Den.	128	76	59.4	1114	8.70	9	7.0	3	2.3	101.5
9)	Wilson, Sea.	156	101	64.7	1238	7.94	9	5.8	3	1.9	100.3
10)	Hoyer, Chi.	70	48	68.6	509	7.27	2	2.9	0	0.0	99.0
11)	Brees, N.O.	209	145	69.4	1550	7.42	14	6.7	8	3.8	97.2
12)	Ryan, Atl.	99	58	58.6	835	8.43	7	7.1	3	3.0	97.0
13)	Cousins, Was.	160	104	65.0	1286	8.04	8	5.0	5	3.1	93.4
14)	A. Smith, K.C.	125	86	68.8	810	6.48	5	4.0	2	1.6	93.1
15)	Tannehill, Mia.	102	65	63.7	749	7.34	7	6.9	4	3.9	92.3
16)	Palmer, Ariz	175	110	62.9	1227	7.01	11	6.3	7	4.0	88.0
17)	Mariota, Ten.	132	79	59.8	855	6.48	7	5.3	3	2.3	87.2
18)	Taylor, Buf.	103	59	57.3	733	7.12	6	5.8	3	2.9	86.8
19)	Stafford, Det.	160	101	63.1	1245	7.78	7	4.4	6	3.8	86.1
20)	Osweiler, Hou.	145	89	61.4	839	5.79	5	3.4	2	1.4	83.1
21)	Bortles, Jac.	202	117	57.9	1280	6.34	10	5.0	5	2.5	82.9
22)	Kaepernick, S.F.	116	64	55.2	624	5.38	4	3.4	0	0.0	82.0
23)	*Goff, L.A.	52	31	59.6	290	5.58	2	3.8	1	1.9	79.8
24)	Dalton, Cin.	147	90	61.2	984	6.69	4	2.7	4	2.7	78.7
25)	Winston, T.B.	151	86	57.0	953	6.31	7	4.6	5	3.3	77.5
26)	Flacco, Bal.	169	103	60.9	1060	6.27	4	2.4	4	2.4	77.0
27)	Newton, Car.	123	68	55.3	886	7.20	4	3.3	4	3.3	75.5
28)	*Kessler, Cle.	52	30	57.7	331	6.37	1	1.9	1	1.9	75.1
29)	Barkley, Chi.	102	60	58.8	629	6.17	4	3.9	4	3.9	73.5
30)	Manning, NY-G	166	100	60.2	1153	6.95	7	4.2	9	5.4	72.7
31)	*Wentz, Phi.	185	109	58.9	1023	5.53	1	0.5	3	1.6	69.3
32)	McCown, Cle.	75	41	54.7	457	6.09	3	4.0	4	5.3	64.1
33)	Rivers, S.D.	162	90	55.6	1079	6.66	5	3.1	9	5.6	63.3
34)	Keenum, L.A.	107	57	53.3	579	5.41	4	3.7	5	4.7	62.0
35)	Petty, NY-J	43	23	53.5	241	5.60	1	2.3	2	4.7	58.4
36)	Gabbert, S.F.	57	30	52.6	351	6.16	2	3.5	4	7.0	54.1
37)	Fitzpatrick, NY-J	109	56	51.4	705	6.47	2	1.8	10	9.2	39.7

NFL / THIRD-DOWN PASSING LEADERS

Rank	Player, Team	Att	Comp	Comp%	Yards	YPA	TD	TD%	Int	Int%	Rating
1)	Brady, N.E.	123	82	66.7	1289	10.48	11	8.9	1	0.8	127.7
2)	A. Rodgers, G.B.	153	101	66.0	1391	9.09	16	10.5	5	3.3	116.2
3)	Ryan, Atl.	125	89	71.2	965	7.72	7	5.6	0	0.0	112.3
4)	Roethlisberger, Pit.	133	78	58.6	1141	8.58	11	8.3	2	1.5	108.0
5)	Brees, N.O.	163	110	67.5	1321	8.10	14	8.6	5	3.1	107.9
6)	Mariota, Ten.	142	87	61.3	1218	8.58	11	7.7	3	2.1	105.9
7)	Cousins, Was.	154	94	61.0	1309	8.50	9	5.8	4	2.6	97.0
8)	*Prescott, Dal.	126	82	65.1	979	7.77	6	4.8	3	2.4	94.6
9)	Siemian, Den.	132	76	57.6	993	7.52	9	6.8	4	3.0	91.5
10)	Carr, Oak.	155	88	56.8	1075	6.94	7	4.5	1	0.6	90.7
11)	Dalton, Cin.	158	93	58.9	1126	7.13	7	4.4	2	1.3	90.3
12)	Flacco, Bal.	180	111	61.7	1272	7.07	6	3.3	2	1.1	89.4
13)	Keenum, L.A.	92	54	58.7	625	6.79	5	5.4	2	2.2	88.4
14)	Taylor, Buf.	118	66	55.9	828	7.02	6	5.1	2	1.7	87.8
15)	Tannehill, Mia.	118	69	58.5	883	7.48	7	5.9	4	3.4	87.6
16)	Bradford, Min.	152	102	67.1	892	5.87	6	3.9	3	2.0	87.4
17)	Kaepernick, S.F.	90	47	52.2	573	6.37	4	4.4	0	0.0	86.9
18)	Wilson, Sea.	148	83	56.1	1092	7.38	6	4.1	3	2.0	84.6
19)	Palmer, Ariz	155	95	61.3	1005	6.48	9	5.8	6	3.9	83.4
20)	Winston, T.B.	161	96	59.6	1210	7.52	7	4.3	6	3.7	82.1
21)	Rivers, S.D.	152	92	60.5	973	6.40	7	4.6	5	3.3	80.8
22)	Stafford, Det.	151	94	62.3	1237	8.19	4	2.6	6	4.0	80.4
23)	Luck, Ind.	126	72	57.1	829	6.58	6	4.8	4	3.2	79.8
24)	Newton, Car.	150	74	49.3	1102	7.35	7	4.7	4	2.7	78.3
25)	Manning, NY-G	168	91	54.2	1022	6.08	8	4.8	6	3.6	73.6
26)	Osweiler, Hou.	142	86	60.6	866	6.10	3	2.1	4	2.8	73.3
27)	A. Smith, K.C.	130	78	60.0	777	5.98	2	1.5	3	2.3	72.5
28)	*Wentz, Phi.	156	87	55.8	951	6.10	3	1.9	5	3.2	67.0
29)	Bortles, Jac.	176	96	54.5	939	5.34	6	3.4	10	5.7	57.5
30)	Fitzpatrick, NY-J	111	57	51.4	614	5.53	1	0.9	4	3.6	55.9

WEEK 17 / THROUGH SUNDAY, JANUARY 1, 2017**NFL / LEADING RUSHERS**

Rank	Player, Team	Att	Yards	Avg	Long	TD
1)	*Elliott, Dal.	322	1631	5.1	60t	15
2)	*Howard, Chi.	252	1313	5.2	69	6
3)	Murray, Ten.	293	1287	4.4	75t	9
4)	Ajayi, Mia.	260	1272	4.9	62t	8
5)	Bell, Pit.	261	1268	4.9	44	7
6)	McCoy, Buf.	234	1267	5.4	75t	13
7)	D. Johnson, Ariz	293	1239	4.2	58t	16
8)	Blount, N.E.	299	1161	3.9	44	18
9)	Freeman, Atl.	227	1079	4.8	75t	11
10)	L. Miller, Hou.	268	1073	4.0	45	5
11)	Ingram, N.O.	205	1043	5.1	75t	6
12)	Gore, Ind.	263	1025	3.9	22	4
13)	Gordon, S.D.	254	997	3.9	48	10
14)	Hyde, S.F.	217	988	4.6	47	6
15)	Crowell, Cle.	198	952	4.8	85t	7
16)	Ware, K.C.	214	921	4.3	46	3
17)	Gurley, L.A.	278	885	3.2	24t	6
18)	Hill, Cin.	222	839	3.8	74t	9
19)	Stewart, Car.	218	824	3.8	47	9
20)	Forte, NY-J	218	813	3.7	32	7
21)	Murray, Oak.	195	788	4.0	42	12
22)	West, Bal.	193	774	4.0	41	5
23)	Powell, NY-J	131	722	5.5	35t	3
24)	*Kelley, Was.	168	704	4.2	66	6
25)	Mathews, Phi.	155	661	4.3	30	8
26)	*Booker, Den.	174	612	3.5	18	4
27)	Jennings, NY-G	181	593	3.3	25	3
28)	Michael, Sea.-G.B.	148	583	3.9	42t	7
29)	Taylor, Buf. (QB)	95	580	6.1	49	6
30)	Gillislee, Buf.	101	577	5.7	44t	8
31)	Rodgers, T.B.	129	560	4.3	45	2
32)	Hightower, N.O.	133	548	4.1	30	4
33)	McKinnon, Min.	159	539	3.4	36	2
34)	Coleman, Atl.	118	520	4.4	55t	8
35)	*Richard, Oak.	83	491	5.9	75t	1
36)	*Henry, Ten.	110	490	4.5	22	5
37)	Kaepernick, S.F. (QB)	69	468	6.8	30	2
38)	*Washington, Oak.	87	467	5.4	30	2
39)	Yeldon, Jac.	130	465	3.6	16	1
40)	Jones, Was.	99	460	4.6	57	3
41)	Montgomery, G.B.	77	457	5.9	61	3
42)	*Perkins, NY-G	112	456	4.1	22	0
43)	Ivory, Jac.	117	439	3.8	42	3
44)	Sproles, Phi.	94	438	4.7	25t	2
45)	C. Anderson, Den.	110	437	4.0	28	4
46)	Martin, T.B.	144	421	2.9	17	3
47)	Blue, Hou.	100	420	4.2	25	1
48)	Asiata, Min.	121	402	3.3	29	6
49)	*Dixon, Bal.	88	382	4.3	20	2
50)	A. Rodgers, G.B. (QB)	67	369	5.5	23	4

WEEK 17 / THROUGH SUNDAY, JANUARY 1, 2017**NFL / THIRD-AND-ONE RUSHING LEADERS**

Rank	Player, Team	Att	FD	Pct
1t)	Burkhead, Cin.	6	6	100.0
1t)	Jones, Was.	6	6	100.0
1t)	Stewart, Car.	6	6	100.0
1t)	Turbin, Ind.	5	5	100.0
1t)	Freeman, Atl.	4	4	100.0
1t)	Hyde, S.F.	4	4	100.0
1t)	*Perkins, NY-G	4	4	100.0
8)	Gillislee, Buf.	12	11	91.7
9)	Newton, Car.	10	9	90.0
10)	Kuhn, N.O.	8	7	87.5
11t)	Forte, NY-J	7	6	85.7
11t)	Powell, NY-J	7	6	85.7
13t)	D. Johnson, Ariz	12	10	83.3
13t)	Felton, Buf.	6	5	83.3
13t)	Jennings, NY-G	6	5	83.3
13t)	*Kelley, Was.	6	5	83.3
13t)	Luck, Ind.	6	5	83.3
18)	Gurley, L.A.	11	9	81.8
19t)	Cousins, Was.	5	4	80.0
19t)	*Howard, Chi.	5	4	80.0
19t)	Rodgers, T.B.	5	4	80.0
22)	Bell, Pit.	9	7	77.8
23t)	*Elliott, Dal.	12	9	75.0
23t)	Ware, K.C.	12	9	75.0
25)	Murray, Ten.	15	11	73.3
26t)	Blount, N.E.	11	8	72.7
26t)	Gordon, S.D.	11	8	72.7
28)	Ingram, N.O.	10	7	70.0
29t)	Murray, Oak.	12	8	66.7
29t)	Draughn, S.F.	6	4	66.7
29t)	A. Rodgers, G.B.	6	4	66.7
32t)	*Henry, Ten.	7	4	57.1
32t)	West, Bal.	7	4	57.1
34)	Hill, Cin.	9	5	55.6
35)	Asiata, Min.	11	6	54.5

WEEK 17 / THROUGH SUNDAY, JANUARY 1, 2017**NFL / LEADERS IN RECEPTIONS**

Rank	Player, Team	Rec	Yards	Avg	Long	TD
1)	Fitzgerald, Ariz	107	1023	9.6	32	6
2)	Brown, Pit.	106	1284	12.1	51	12
3)	Beckham, NY-G	101	1367	13.5	75t	10
4)	Edelman, N.E.	98	1106	11.3	77t	3
5)	Nelson, G.B.	97	1257	13.0	60	14
6)	Evans, T.B.	96	1321	13.8	45t	12
7t)	Landry, Mia.	94	1136	12.1	71	4
7t)	Baldwin, Sea.	94	1128	12.0	59	7
9)	*Thomas, N.O.	92	1137	12.4	46	9
10t)	Hilton, Ind.	91	1448	15.9	63t	6
10t)	Tate, Det.	91	1077	11.8	67	4
12)	Thomas, Den.	90	1083	12.0	55t	5
13)	Crabtree, Oak.	89	1003	11.3	56	8
14)	Pitta, Bal. (TE)	86	729	8.5	30	2
15)	Kelce, K.C. (TE)	85	1125	13.2	80t	4
16)	Diggs, Min.	84	903	10.8	46	3
17t)	J. Jones, Atl.	83	1409	17.0	75t	6
17t)	Cooper, Oak.	83	1153	13.9	64t	5
17t)	Rudolph, Min. (TE)	83	840	10.1	44	7
20t)	Olsen, Car. (TE)	80	1073	13.4	78t	3
20t)	D. Johnson, Ariz (RB)	80	879	11.0	58	4
22t)	Garcon, Was.	79	1041	13.2	70t	3
22t)	Sanders, Den.	79	1032	13.1	64	5
24t)	Cooks, N.O.	78	1173	15.0	98t	8
24t)	Hopkins, Hou.	78	954	12.2	51	4
24t)	Ertz, Phi. (TE)	78	816	10.5	30	4
27)	Pryor, Cle.	77	1007	13.1	54	4
28t)	Adams, G.B.	75	997	13.3	66t	12
28t)	Beasley, Dal.	75	833	11.1	47	5
28t)	Bell, Pit. (RB)	75	616	8.2	32	2
31t)	A. Robinson, Jac.	73	883	12.1	42	6
31t)	Matthews, Phi.	73	804	11.0	54	3
33t)	Wallace, Bal.	72	1017	14.1	95t	4
33t)	Snead, N.O.	72	895	12.4	49	4
35)	S. Smith, Bal.	70	799	11.4	52t	5
36t)	Ty. Williams, S.D.	69	1059	15.3	51t	7
36t)	Thielen, Min.	69	967	14.0	71t	5
36t)	Witten, Dal. (TE)	69	673	9.8	35	3
39)	Britt, L.A.	68	1002	14.7	66	5
40t)	Crowder, Was.	67	847	12.6	55t	7
40t)	Boldin, Det.	67	584	8.7	35t	8
42t)	Green, Cin.	66	964	14.6	54t	4
42t)	Meredith, Chi.	66	888	13.5	50t	4
42t)	Reed, Was. (TE)	66	686	10.4	33	6
45t)	Matthews, Ten.	65	945	14.5	60	9
45t)	Graham, Sea. (TE)	65	923	14.2	42	6
45t)	Walker, Ten. (TE)	65	800	12.3	47	7
45t)	*Shepard, NY-G	65	683	10.5	32t	8
49t)	LaFell, Cin.	64	862	13.5	86t	6
49t)	Kerley, S.F.	64	667	10.4	33t	3

WEEK 17 / THROUGH SUNDAY, JANUARY 1, 2017**NFL / RECEIVING YARDAGE LEADERS**

Rank	Player, Team	Yards	Rec	Avg	Long	TD
1)	Hilton, Ind.	1448	91	15.9	63t	6
2)	J. Jones, Atl.	1409	83	17.0	75t	6
3)	Beckham, NY-G	1367	101	13.5	75t	10
4)	Evans, T.B.	1321	96	13.8	45t	12
5)	Brown, Pit.	1284	106	12.1	51	12
6)	Nelson, G.B.	1257	97	13.0	60	14
7)	Cooks, N.O.	1173	78	15.0	98t	8
8)	Cooper, Oak.	1153	83	13.9	64t	5
9)	*Thomas, N.O.	1137	92	12.4	46	9
10)	Landry, Mia.	1136	94	12.1	71	4
11)	Baldwin, Sea.	1128	94	12.0	59	7
12)	Kelce, K.C. (TE)	1125	85	13.2	80t	4
13)	Edelman, N.E.	1106	98	11.3	77t	3
14)	Thomas, Den.	1083	90	12.0	55t	5
15)	Tate, Det.	1077	91	11.8	67	4
16)	Olsen, Car. (TE)	1073	80	13.4	78t	3
17)	Ty. Williams, S.D.	1059	69	15.3	51t	7
18)	Garcon, Was.	1041	79	13.2	70t	3
19)	Sanders, Den.	1032	79	13.1	64	5
20)	Fitzgerald, Ariz	1023	107	9.6	32	6
21)	Wallace, Bal.	1017	72	14.1	95t	4
22)	Pryor, Cle.	1007	77	13.1	54	4
23)	D. Jackson, Was.	1005	56	17.9	80t	4
24)	Crabtree, Oak.	1003	89	11.3	56	8
25)	Britt, L.A.	1002	68	14.7	66	5
26)	Adams, G.B.	997	75	13.3	66t	12
27)	Thielen, Min.	967	69	14.0	71t	5
28)	Green, Cin.	964	66	14.6	54t	4
29)	Hopkins, Hou.	954	78	12.2	51	4
30)	Matthews, Ten.	945	65	14.5	60	9
31)	Benjamin, Car.	941	63	14.9	50	7
32)	M. Jones, Det.	930	55	16.9	73t	4
33)	Graham, Sea. (TE)	923	65	14.2	42	6
34)	Diggs, Min.	903	84	10.8	46	3
35)	Snead, N.O.	895	72	12.4	49	4
36)	Meredith, Chi.	888	66	13.5	50t	4
37)	A. Robinson, Jac.	883	73	12.1	42	6
38)	D. Johnson, Ariz (RB)	879	80	11.0	58	4
39)	LaFell, Cin.	862	64	13.5	86t	6
40)	Enunwa, NY-J	857	58	14.8	69t	4
41)	Lee, Jac.	851	63	13.5	51	3
42)	Crowder, Was.	847	67	12.6	55t	7
43)	Rudolph, Min. (TE)	840	83	10.1	44	7
44)	Beasley, Dal.	833	75	11.1	47	5
45)	Jeffery, Chi.	821	52	15.8	54	2
46)	Ertz, Phi. (TE)	816	78	10.5	30	4
47)	Inman, S.D.	810	58	14.0	57t	4
48)	Matthews, Phi.	804	73	11.0	54	3
49)	Walker, Ten. (TE)	800	65	12.3	47	7
50)	S. Smith, Bal.	799	70	11.4	52t	5

WEEK 17 / THROUGH SUNDAY, JANUARY 1, 2017**NFL / THIRD-DOWN RECEIVING LEADERS**

Rank	Player, Team	Rec	Yards	Avg	Long	TD
1)	Pitta, Bal. (TE)	29	275	9.5	30	1
2t)	Edelman, N.E.	28	431	15.4	77t	2
2t)	Evans, T.B.	28	392	14.0	39	3
2t)	Hopkins, Hou.	28	300	10.7	24	0
2t)	Rudolph, Min. (TE)	28	213	7.6	22	3
6)	D. Johnson, Ariz (RB)	27	265	9.8	24	2
7t)	Landry, Mia.	26	335	12.9	71	0
7t)	Britt, L.A.	26	260	10.0	34	1
9t)	Thomas, Den.	25	347	13.9	55t	4
9t)	Beasley, Dal.	25	295	11.8	33	2
9t)	Snead, N.O.	25	292	11.7	29	0
9t)	Beckham, NY-G	25	279	11.2	27	2
13t)	Crabtree, Oak.	24	356	14.8	56	3
13t)	Walker, Ten. (TE)	24	333	13.9	47	3
13t)	Hilton, Ind.	24	308	12.8	31	1
13t)	Fitzgerald, Ariz	24	202	8.4	19	1
17t)	Cooper, Oak.	23	364	15.8	34t	1
17t)	Tate, Det.	23	341	14.8	66t	2
17t)	Ty. Williams, S.D.	23	280	12.2	44t	2
17t)	A. Robinson, Jac.	23	224	9.7	19	1
17t)	Boldin, Det.	23	211	9.2	29	1
22t)	Crowder, Was.	22	351	16.0	55t	4
22t)	Baldwin, Sea.	22	301	13.7	59	3
22t)	Reed, Was. (TE)	22	300	13.6	33	1
22t)	Cobb, G.B.	22	280	12.7	47	1
22t)	Kelce, K.C. (TE)	22	258	11.7	28	0
22t)	D. Johnson, Cle. (RB)	22	228	10.4	28	0
22t)	*Boyd, Cin.	22	216	9.8	22	1
22t)	Powell, NY-J (RB)	22	160	7.3	22	1
30)	*Shepard, NY-G	21	251	12.0	32	3
31t)	Thielen, Min.	20	292	14.6	29	2
31t)	Gates, S.D. (TE)	20	218	10.9	23	1
33t)	Nelson, G.B.	19	338	17.8	60	5
33t)	Matthews, Phi.	19	248	13.1	54	1
33t)	Brate, T.B. (TE)	19	224	11.8	22	1
33t)	Olsen, Car. (TE)	19	202	10.6	34	2
33t)	Diggs, Min.	19	190	10.0	33	1
38t)	Wallace, Bal.	18	290	16.1	66t	1
38t)	Brown, Pit.	18	269	14.9	32	3
38t)	S. Smith, Bal.	18	195	10.8	25	2
38t)	J. White, N.E. (RB)	18	192	10.7	61	1
38t)	Barnidge, Cle. (TE)	18	183	10.2	17	1
38t)	Witten, Dal. (TE)	18	152	8.4	31	0
44t)	Benjamin, Car.	17	293	17.2	44t	1
44t)	Garcon, Was.	17	289	17.0	49	0
44t)	Matthews, Ten.	17	289	17.0	50	4
44t)	Pryor, Cle.	17	234	13.8	36	1
44t)	*Thomas, N.O.	17	224	13.2	35	1
44t)	B. Marshall, NY-J	17	214	12.6	41	0
44t)	Sanu, Atl.	17	187	11.0	22	0
44t)	Murray, Ten. (RB)	17	176	10.4	35	1
44t)	Austin, L.A.	17	167	9.8	43t	3

WEEK 17 / THROUGH SUNDAY, JANUARY 1, 2017**NFL / LEADING SCORERS, NONKICKERS**

Rank	Player, Team	TD	Rush	Rec	Ret	X2	Pts
1)	D. Johnson, Ariz (RB)	20	16	4	0	1	122
2)	Blount, N.E. (RB)	18	18	0	0	0	108
3)	*Elliott, Dal. (RB)	16	15	1	0	0	96
4)	McCoy, Buf. (RB)	14	13	1	0	1	86
5)	Nelson, G.B. (WR)	14	0	14	0	0	84
6)	Freeman, Atl. (RB)	13	11	2	0	0	78
7)	Evans, T.B. (WR)	12	0	12	0	2	76
8)	Adams, G.B. (WR)	12	0	12	0	1	74
9t)	Brown, Pit. (WR)	12	0	12	0	0	72
9t)	Gordon, S.D. (RB)	12	10	2	0	0	72
9t)	*Hill, K.C. (WR)	12	3	6	3	0	72
9t)	Murray, Ten. (RB)	12	9	3	0	0	72
9t)	Murray, Oak. (RB)	12	12	0	0	0	72
14)	Coleman, Atl. (RB)	11	8	3	0	0	66
15)	Ingram, N.O. (RB)	10	6	4	0	2	64
16)	Beckham, NY-G (WR)	10	0	10	0	0	60
17)	Mathews, Phi. (RB)	9	8	1	0	2	58
18t)	Bell, Pit. (RB)	9	7	2	0	1	56
18t)	Hyde, S.F. (RB)	9	6	3	0	1	56
20t)	Gillislee, Buf. (RB)	9	8	1	0	0	54
20t)	Hill, Cin. (RB)	9	9	0	0	0	54
20t)	Matthews, Ten. (WR)	9	0	9	0	0	54
20t)	Stewart, Car. (RB)	9	9	0	0	0	54
20t)	Stills, Mia. (WR)	9	0	9	0	0	54
20t)	*Thomas, N.O. (WR)	9	0	9	0	0	54
26)	Crabtree, Oak. (WR)	8	0	8	0	1	50
27t)	Ajayi, Mia. (RB)	8	8	0	0	0	48
27t)	Boldin, Det. (WR)	8	0	8	0	0	48
27t)	Brate, T.B. (TE)	8	0	8	0	0	48
27t)	Bryant, Dal. (WR)	8	0	8	0	0	48
27t)	Cooks, N.O. (WR)	8	0	8	0	0	48
27t)	Crowder, Was. (WR)	8	0	7	1	0	48
27t)	Forte, NY-J (RB)	8	7	1	0	0	48
27t)	Gore, Ind. (RB)	8	4	4	0	0	48
27t)	*Henry, S.D. (TE)	8	0	8	0	0	48
27t)	Michael, Sea.-G.B. (RB)	8	7	1	0	0	48
27t)	*Shepard, NY-G (WR)	8	0	8	0	0	48
27t)	Turbin, Ind. (RB)	8	7	1	0	0	48
39t)	Baldwin, Sea. (WR)	7	0	7	0	0	42
39t)	Benjamin, Car. (WR)	7	0	7	0	0	42
39t)	Bennett, N.E. (TE)	7	0	7	0	0	42
39t)	Crowell, Cle. (RB)	7	7	0	0	0	42
39t)	Gabriel, Atl. (WR)	7	1	6	0	0	42
39t)	Gates, S.D. (TE)	7	0	7	0	0	42
39t)	*Howard, Chi. (RB)	7	6	1	0	0	42
39t)	*Kelley, Was. (RB)	7	6	1	0	0	42
39t)	Moncrief, Ind. (WR)	7	0	7	0	0	42
39t)	Nelson, Ariz (WR)	7	1	6	0	0	42
39t)	Rudolph, Min. (TE)	7	0	7	0	0	42
39t)	Walker, Ten. (TE)	7	0	7	0	0	42
39t)	Ty. Williams, S.D. (WR)	7	0	7	0	0	42

WEEK 17 / THROUGH SUNDAY, JANUARY 1, 2017**NFL / LEADING SCORERS, KICKERS**

Rank	Player, Team	PAT	FG	Pct	Long	Pts
1)	Bryant, Atl.	56/57	34/37	.919	59	158
2)	Tucker, Bal.	27/27	38/39	.974	57	141
3)	Hopkins, Was.	36/39	34/42	.810	53	138
4)	Sturgis, Phi.	30/31	35/41	.854	55	135
5)	*Lutz, N.O.	49/50	28/34	.824	57	133
6)	Santos, K.C.	36/39	31/35	.886	54	129
7)	Hauschka, Sea.	29/35	33/37	.892	53	128
8t)	Bailey, Dal.	46/46	27/32	.844	56	127
8t)	Gostkowski, N.E.	46/49	27/32	.844	53	127
8t)	Novak, Hou.	22/25	35/41	.854	53	127
11)	Vinatieri, Ind.	44/44	27/31	.871	54	125
12t)	Janikowski, Oak.	37/39	29/35	.829	56	124
12t)	Prater, Det.	31/33	31/36	.861	58	124
14)	Crosby, G.B.	44/47	26/30	.867	53	122
15)	Gano, Car.	31/34	30/38	.789	54	121
16)	Lambo, S.D.	42/46	26/32	.813	47	120
17)	McManus, Den.	32/33	29/34	.853	55	119
18)	Myers, Jac.	29/32	27/34	.794	56	110
19)	Catanzaro, Ariz	43/47	21/28	.750	60	106
20t)	Folk, NY-J	24/26	27/31	.871	51	105
20t)	Succop, Ten.	39/41	22/24	.917	53	105
22)	Boswell, Pit.	36/36	21/25	.840	49	99
23)	*Aguayo, T.B.	32/34	22/31	.710	43	98
24)	Carpenter, Buf.	40/45	19/25	.760	54	97
25)	Nugent, Cin.	23/29	23/29	.793	47	92
26)	Franks, Mia.	41/42	16/21	.762	55	89
27)	Dawson, S.F.	33/34	18/21	.857	53	87
28)	Barth, Chi.	31/32	18/23	.783	54	85
29t)	Parkey, Cle.	20/21	20/25	.800	51	80
29t)	Zuerlein, L.A.	23/23	19/22	.864	54	80
31)	Forbath, Min.	11/14	15/15	1.000	51	56
32)	Walsh, Min.	15/19	12/16	.750	50	51
33)	Gould, NY-G	20/23	10/10	1.000	47	50
34)	J. Brown, NY-G	9/ 9	11/12	.917	48	42
35)	Bullock, NY-G-Pit.-Cin.	9/10	8/ 9	.889	44	33
36)	Murray, Cle.	3/ 4	1/ 2	.500	35	6

NFL / TOUCHBACKS ON KICKOFFS

Rank	Player, Team	TB
1)	Lambo, S.D.	67
2t)	Bosher, Atl.	65
2t)	Hopkins, Was.	65
4)	Gano, Car.	63
5)	Myers, Jac.	60
6)	Succop, Ten.	58
7)	Bailey, Dal.	57
8)	Hauschka, Sea.	54
9t)	*Aguayo, T.B.	52
9t)	Catanzaro, Ariz	52
9t)	Gostkowski, N.E.	52
9t)	Martin, Det.	52
9t)	Tucker, Bal.	52
14)	McManus, Den.	51
15t)	Boswell, Pit.	49
15t)	*Lutz, N.O.	49
15t)	McAfee, Ind.	49
18)	Santos, K.C.	48
19t)	Crosby, G.B.	46
19t)	Sturgis, Phi.	46
21t)	Franks, Mia.	43
21t)	Janikowski, Oak.	43
23)	Folk, NY-J	39
24)	Zuerlein, L.A.	36
25)	Parkey, Cle.	34
26t)	Carpenter, Buf.	28
26t)	Nugent, Cin.	28
28)	Barth, Chi.	26
29)	Novak, Hou.	23
30)	Pinion, S.F.	20
31t)	Forbath, Min.	19
31t)	Gould, NY-G	19
31t)	Walsh, Min.	19
34)	J. Brown, NY-G	15
35)	Bullock, NY-G-Pit.-Cin.	14
36t)	Gay, Buf.	7
36t)	*Wile, Atl.-Ariz	7
38t)	Dawson, S.F.	4
38t)	Murray, Cle.	4
40)	Prater, Det.	1

WEEK 17 / THROUGH SUNDAY, JANUARY 1, 2017**NFL / MOST YARDS FROM SCRIMMAGE**

Rank	Player, Team	Total			Rushing			Receiving		
		Yards	Att+Rec	Avg	Yards	Att	Avg	Yards	Rec	Avg
1)	D. Johnson, Ariz (RB)	2118	373	5.7	1239	293	4.2	879	80	11.0
2)	*Elliott, Dal. (RB)	1994	354	5.6	1631	322	5.1	363	32	11.3
3)	Bell, Pit. (RB)	1884	336	5.6	1268	261	4.9	616	75	8.2
4)	Murray, Ten. (RB)	1664	346	4.8	1287	293	4.4	377	53	7.1
5)	McCoy, Buf. (RB)	1623	284	5.7	1267	234	5.4	356	50	7.1
6)	*Howard, Chi. (RB)	1611	281	5.7	1313	252	5.2	298	29	10.3
7)	Freeman, Atl. (RB)	1541	281	5.5	1079	227	4.8	462	54	8.6
8)	Hilton, Ind. (WR)	1448	91	15.9	0	0	---	1448	91	15.9
9)	Ajayi, Mia. (RB)	1423	287	5.0	1272	260	4.9	151	27	5.6
10)	Gordon, S.D. (RB)	1416	295	4.8	997	254	3.9	419	41	10.2
11)	J. Jones, Atl. (WR)	1409	83	17.0	0	0	---	1409	83	17.0
12)	Beckham, NY-G (WR)	1376	102	13.5	9	1	9.0	1367	101	13.5
13)	Ware, K.C. (RB)	1368	247	5.5	921	214	4.3	447	33	13.5
14)	Ingram, N.O. (RB)	1362	251	5.4	1043	205	5.1	319	46	6.9
15)	Evans, T.B. (WR)	1321	96	13.8	0	0	---	1321	96	13.8
16)	Gore, Ind. (RB)	1302	301	4.3	1025	263	3.9	277	38	7.3
17)	Brown, Pit. (WR)	1293	109	11.9	9	3	3.0	1284	106	12.1
18)	Crowell, Cle. (RB)	1271	238	5.3	952	198	4.8	319	40	8.0
19)	L. Miller, Hou. (RB)	1261	299	4.2	1073	268	4.0	188	31	6.1
20)	Nelson, G.B. (WR)	1257	97	13.0	0	0	---	1257	97	13.0
21)	Gurley, L.A. (RB)	1212	321	3.8	885	278	3.2	327	43	7.6
22)	Cooks, N.O. (WR)	1203	84	14.3	30	6	5.0	1173	78	15.0
23)	Blount, N.E. (RB)	1199	306	3.9	1161	299	3.9	38	7	5.4
24)	Edelman, N.E. (WR)	1163	110	10.6	57	12	4.8	1106	98	11.3
25t)	Cooper, Oak. (WR)	1153	84	13.7	0	1	0.0	1153	83	13.9
25t)	Landry, Mia. (WR)	1153	99	11.6	17	5	3.4	1136	94	12.1
27)	Hyde, S.F. (RB)	1151	244	4.7	988	217	4.6	163	27	6.0
28)	*Thomas, N.O. (WR)	1137	92	12.4	0	0	---	1137	92	12.4
29)	Baldwin, Sea. (WR)	1130	97	11.6	2	3	0.7	1128	94	12.0
30)	Kelce, K.C. (TE)	1120	86	13.0	-5	1	-5.0	1125	85	13.2
31)	Powell, NY-J (RB)	1110	189	5.9	722	131	5.5	388	58	6.7
32)	Thomas, Den. (WR)	1083	90	12.0	0	0	---	1083	90	12.0
33)	Tate, Det. (WR)	1081	101	10.7	4	10	0.4	1077	91	11.8
34)	Forte, NY-J (RB)	1076	248	4.3	813	218	3.7	263	30	8.8
35)	Olsen, Car. (TE)	1073	80	13.4	0	0	---	1073	80	13.4
36)	Ty. Williams, S.D. (WR)	1059	69	15.3	0	0	---	1059	69	15.3
37)	Murray, Oak. (RB)	1052	228	4.6	788	195	4.0	264	33	8.0
38)	Wallace, Bal. (WR)	1048	77	13.6	31	5	6.2	1017	72	14.1
39)	Garcon, Was. (WR)	1041	79	13.2	0	0	---	1041	79	13.2
40)	Sanders, Den. (WR)	1036	80	13.0	4	1	4.0	1032	79	13.1
41t)	Fitzgerald, Ariz (WR)	1028	109	9.4	5	2	2.5	1023	107	9.6
41t)	Pryor, Cle. (WR)	1028	85	12.1	21	8	2.6	1007	77	13.1
43)	Hill, Cin. (RB)	1013	243	4.2	839	222	3.8	174	21	8.3
44)	West, Bal. (RB)	1010	227	4.4	774	193	4.0	236	34	6.9
45)	D. Jackson, Was. (WR)	1005	56	17.9	0	0	---	1005	56	17.9
46)	Crabtree, Oak. (WR)	1003	89	11.3	0	0	---	1003	89	11.3
47)	Britt, L.A. (WR)	1002	68	14.7	0	0	---	1002	68	14.7
48)	Adams, G.B. (WR)	997	75	13.3	0	0	---	997	75	13.3
49)	Thielen, Min. (WR)	982	71	13.8	15	2	7.5	967	69	14.0
50)	Green, Cin. (WR)	964	66	14.6	0	0	---	964	66	14.6

WEEK 17 / THROUGH SUNDAY, JANUARY 1, 2017**NFL / LEADERS IN FIRST DOWNS**

Rank	Player, Team	Rush	Rec	Tot
1)	D. Johnson, Ariz (RB)	72	42	114
2)	*Elliott, Dal. (RB)	91	11	102
3)	Bell, Pit. (RB)	69	31	100
4)	Murray, Ten. (RB)	64	20	84
5)	Freeman, Atl. (RB)	61	22	83
6t)	Gordon, S.D. (RB)	61	21	82
6t)	*Howard, Chi. (RB)	70	12	82
8)	Evans, T.B. (WR)	0	81	81
9)	McCoy, Buf. (RB)	55	18	73
10t)	Ajayi, Mia. (RB)	60	8	68
10t)	Blount, N.E. (RB)	67	1	68
12t)	Ingram, N.O. (RB)	49	18	67
12t)	Powell, NY-J (RB)	45	22	67
14)	Hilton, Ind. (WR)	0	66	66
15t)	Beckham, NY-G (WR)	0	65	65
15t)	Brown, Pit. (WR)	1	64	65
17t)	Gore, Ind. (RB)	50	14	64
17t)	J. Jones, Atl. (WR)	0	64	64
17t)	Ware, K.C. (RB)	47	17	64
20t)	Gurley, L.A. (RB)	48	15	63
20t)	Murray, Oak. (RB)	52	11	63
22t)	Nelson, G.B. (WR)	0	62	62
22t)	*Thomas, N.O. (WR)	0	62	62
24)	L. Miller, Hou. (RB)	52	9	61
25t)	Crowell, Cle. (RB)	45	14	59
25t)	Fitzgerald, Ariz (WR)	0	59	59
27)	Edelman, N.E. (WR)	3	55	58
28t)	Crabtree, Oak. (WR)	0	56	56
28t)	Hopkins, Hou. (WR)	0	56	56
30t)	Hyde, S.F. (RB)	48	7	55
30t)	Kelce, K.C. (TE)	0	55	55
32)	Olsen, Car. (TE)	0	54	54
33)	Landry, Mia. (WR)	1	52	53
34t)	Baldwin, Sea. (WR)	0	52	52
34t)	Garcon, Was. (WR)	0	52	52
36t)	Beasley, Dal. (WR)	0	51	51
36t)	A. Robinson, Jac. (WR)	0	51	51
36t)	Snead, N.O. (WR)	0	51	51
39t)	Benjamin, Car. (WR)	0	50	50
39t)	Pryor, Cle. (WR)	2	48	50
39t)	Rudolph, Min. (TE)	0	50	50
39t)	Sanders, Den. (WR)	0	50	50
39t)	Thomas, Den. (WR)	0	50	50
44t)	Diggs, Min. (WR)	1	47	48
44t)	Hill, Cin. (RB)	42	6	48
44t)	Stewart, Car. (RB)	47	1	48
44t)	Ty. Williams, S.D. (WR)	0	48	48
48t)	Britt, L.A. (WR)	0	47	47
48t)	Cooper, Oak. (WR)	0	47	47
48t)	Tate, Det. (WR)	1	46	47

WEEK 17 / THROUGH SUNDAY, JANUARY 1, 2017**NFL / LEADING PUNTERS**

Rank	Player, Team	No	Yards	Lg	Avg	TB	Blk	Dwn	OB	Opp Ret	In Yds	Net 20	Avg
1)	McAfee, Ind.	55	2711	74	49.3	9	1	5	7	17	139	19	42.7
2)	King, Oak.	81	3937	72	48.6	9	0	13	11	33	405	34	41.4
3)	Martin, Det.	62	3010	63	48.5	3	0	7	3	35	210	23	44.2
4)	Morstead, N.O.	57	2751	66	48.3	5	0	8	8	29	237	22	42.4
5)	Hekker, L.A.	98	4680	78	47.8	1	0	11	11	35	152	51	46.0
6)	Lechler, Hou.	72	3423	62	47.5	3	0	3	5	48	477	30	40.1
7)	Bosher, Atl.	44	2060	68	46.8	1	0	5	1	21	209	21	41.6
8)	Nortman, Jac.	77	3589	78	46.6	8	0	14	5	31	389	27	39.5
9)	Huber, Cin.	78	3613	72	46.3	8	0	8	4	38	369	23	39.5
10)	*Kaser, S.D.	59	2731	69	46.3	5	0	6	5	33	282	18	39.8
11)	Wing, NY-G	93	4297	63	46.2	8	0	20	12	37	330	28	40.9
12)	Anger, T.B.	70	3215	59	45.9	5	0	9	3	24	128	37	42.7
13)	C. Jones, Dal.	58	2661	66	45.9	4	1	5	10	22	192	25	40.5
14)	D. Jones, Phi.	63	2888	72	45.8	6	0	11	6	25	202	21	40.7
15)	Koch, Bal.	80	3665	68	45.8	5	0	10	18	33	375	37	39.9
16)	*Dixon, Den.	89	4068	68	45.7	6	0	12	6	40	271	28	41.3
17)	Berry, Pit.	68	3100	64	45.6	3	1	9	11	28	269	25	40.2
18)	Colquitt, Cle.	83	3761	65	45.3	2	0	9	4	45	376	22	40.3
19)	Colquitt, K.C.	76	3427	64	45.1	9	0	6	4	30	157	38	40.7
20)	Way, Was.	49	2209	61	45.1	4	0	4	7	27	222	15	38.9
21)	Allen, N.E.	72	3217	57	44.7	5	0	14	7	27	134	23	41.4
22)	Darr, Mia.	90	3991	66	44.3	5	0	15	7	37	300	32	39.9
23)	Kern, Ten.	77	3402	71	44.2	4	0	6	4	36	347	32	38.6
24)	O'Donnell, Chi.	68	2994	67	44.0	5	0	5	5	22	282	24	38.4
25)	Ryan, Sea.	71	3126	64	44.0	3	1	11	7	28	236	26	39.3
26)	Pinion, S.F.	100	4402	65	44.0	4	0	11	4	40	345	28	39.8
27)	Schum, G.B.	56	2420	65	43.2	4	0	7	11	16	151	19	39.1
28)	*Edwards, NY-J	75	3236	59	43.1	4	1	8	6	35	319	24	37.3
29)	Locke, Min.	74	3155	72	42.6	3	0	14	3	26	209	34	39.0
30)	Schmidt, Buf.	75	3183	58	42.4	3	0	7	18	39	262	20	38.1

NFL / LEADING PUNTERS, NET AVERAGE

Rank	Player, Team	No	Yards	Lg	Avg	TB	Blk	Dwn	OB	Opp Ret	In Yds	Net 20	Avg
1)	Hekker, L.A.	98	4680	78	47.8	1	0	11	11	35	152	51	46.0
2)	Martin, Det.	62	3010	63	48.5	3	0	7	3	35	210	23	44.2
3)	McAfee, Ind.	55	2711	74	49.3	9	1	5	7	17	139	19	42.7
4)	Anger, T.B.	70	3215	59	45.9	5	0	9	3	24	128	37	42.7
5)	Morstead, N.O.	57	2751	66	48.3	5	0	8	8	29	237	22	42.4
6)	Bosher, Atl.	44	2060	68	46.8	1	0	5	1	21	209	21	41.6
7)	Allen, N.E.	72	3217	57	44.7	5	0	14	7	27	134	23	41.4
8)	King, Oak.	81	3937	72	48.6	9	0	13	11	33	405	34	41.4
9)	*Dixon, Den.	89	4068	68	45.7	6	0	12	6	40	271	28	41.3
10)	Wing, NY-G	93	4297	63	46.2	8	0	20	12	37	330	28	40.9
11)	D. Jones, Phi.	63	2888	72	45.8	6	0	11	6	25	202	21	40.7
12)	Colquitt, K.C.	76	3427	64	45.1	9	0	6	4	30	157	38	40.7
13)	C. Jones, Dal.	58	2661	66	45.9	4	1	5	10	22	192	25	40.5
14)	Colquitt, Cle.	83	3761	65	45.3	2	0	9	4	45	376	22	40.3
15)	Berry, Pit.	68	3100	64	45.6	3	1	9	11	28	269	25	40.2
16)	Lechler, Hou.	72	3423	62	47.5	3	0	3	5	48	477	30	40.1
17)	Darr, Mia.	90	3991	66	44.3	5	0	15	7	37	300	32	39.9
18)	Koch, Bal.	80	3665	68	45.8	5	0	10	18	33	375	37	39.9
19)	*Kaser, S.D.	59	2731	69	46.3	5	0	6	5	33	282	18	39.8
20)	Pinion, S.F.	100	4402	65	44.0	4	0	11	4	40	345	28	39.8
21)	Huber, Cin.	78	3613	72	46.3	8	0	8	4	38	369	23	39.5
22)	Nortman, Jac.	77	3589	78	46.6	8	0	14	5	31	389	27	39.5
23)	Ryan, Sea.	71	3126	64	44.0	3	1	11	7	28	236	26	39.3
24)	Schum, G.B.	56	2420	65	43.2	4	0	7	11	16	151	19	39.1
25)	Locke, Min.	74	3155	72	42.6	3	0	14	3	26	209	34	39.0
26)	Way, Was.	49	2209	61	45.1	4	0	4	7	27	222	15	38.9
27)	Kern, Ten.	77	3402	71	44.2	4	0	6	4	36	347	32	38.6
28)	O'Donnell, Chi.	68	2994	67	44.0	5	0	5	5	22	282	24	38.4
29)	Schmidt, Buf.	75	3183	58	42.4	3	0	7	18	39	262	20	38.1
30)	*Edwards, NY-J	75	3236	59	43.1	4	1	8	6	35	319	24	37.3

WEEK 17 / THROUGH SUNDAY, JANUARY 1, 2017**NFL / PUNT RETURN LEADERS**

Rank	Player, Team	Ret	FC	Yards	Avg	Long	TD
1)	*Hill, K.C.	39	8	592	15.2	95t	2
2)	Sherels, Min.	21	17	292	13.9	79t	2
3)	Roberts, Det.	20	16	246	12.3	85t	2
4)	Crowder, Was.	27	15	328	12.1	85t	1
5)	Tate, Buf.	26	14	301	11.6	43	0
6)	Weems, Atl.	24	21	273	11.4	73	0
7)	Humphries, T.B.	24	22	237	9.9	25	0
8)	*Ervin, Hou.	27	23	261	9.7	57	0
9)	*Richard, Oak.	34	5	306	9.0	47	0
10)	Lockett, Sea.	29	22	243	8.4	62	0
11)	Austin, L.A.	44	16	364	8.3	47	0
12)	*Grant, Mia.	20	3	165	8.3	74t	1
13)	Norwood, Den.	25	15	204	8.2	17	0
14)	Mariani, Ten.	29	22	235	8.1	18	0
15)	Whitehead, Dal.	25	6	195	7.8	39	0
16)	Kerley, S.F.	21	36	158	7.5	26	0
17)	Hester, Bal.	25	15	180	7.2	28	0
18)	Ginn, Car.	29	24	202	7.0	19	0
19)	*Erickson, Cin.	28	19	195	7.0	24	0
20)	Greene, Jac.	21	5	131	6.2	42	0
21)	Harris, NY-G	29	10	170	5.9	17	0

NFL / KICKOFF RETURN LEADERS

Rank	Player, Team	Ret	Yards	Avg	Long	TD
1)	Patterson, Min.	25	792	31.7	104t	1
2)	*Erickson, Cin.	29	810	27.9	84	0
3)	Cunningham, L.A.	22	599	27.2	61	0
4)	Lockett, Sea.	23	606	26.3	46	0
5)	Harris, NY-G	22	533	24.2	46	0
6)	Thompson, Chi.	35	804	23.0	64	0
7)	Tate, Buf.	29	662	22.8	45	0
8)	Roberts, Det.	33	747	22.6	42	0
9)	Shepherd, Phi.-S.F.	21	456	21.7	41	0
10)	Mariani, Ten.	26	560	21.5	37	0

WEEK 17 / THROUGH SUNDAY, JANUARY 1, 2017**NFL / LEADERS IN INTERCEPTIONS**

Rank	Player, Team	Int	Yards	Avg	Long	TD
1)	Hayward, S.D.	7	102	14.6	31	1
2t)	Peters, K.C.	6	63	10.5	28	0
2t)	Demps, Hou.	6	54	9.0	19	0
2t)	Rodgers-Cromartie, NY-G	6	28	4.7	28	0
5t)	Gilmore, Buf.	5	135	27.0	49	0
5t)	Rhodes, Min.	5	133	26.6	100t	1
5t)	Clinton-Dix, G.B.	5	75	15.0	27	0
5t)	Nelson, Oak.	5	74	14.8	40	0
5t)	Collins, NY-G	5	72	14.4	44t	1
5t)	Hicks, Phi.	5	41	8.2	34	0
11t)	Berry, K.C.	4	98	24.5	42t	2
11t)	Cooper, Ariz	4	95	23.8	60t	1
11t)	Weddle, Bal.	4	92	23.0	53	0
11t)	Coleman, Car.	4	57	14.3	37	1
11t)	Mosley, Bal.	4	40	10.0	28	0
11t)	Grimes, T.B.	4	37	9.3	31t	1
11t)	Sherman, Sea.	4	37	9.3	31	0
11t)	Butler, N.E.	4	28	7.0	21	0
11t)	Tandy, T.B.	4	28	7.0	28	0
11t)	Lippett, Mia.	4	0	0.0	0	0
21t)	*D. Jones, Atl.	3	165	55.0	90t	2
21t)	Jenkins, Phi.	3	98	32.7	64t	2
21t)	*Boddy-Calhoun, Cle.	3	94	31.3	67	1
21t)	Randall, G.B.	3	91	30.3	44	0
21t)	Talib, Den.	3	86	28.7	46t	1
21t)	Sorensen, K.C.	3	48	16.0	48t	1
21t)	Taylor, Cle.	3	43	14.3	29	0
21t)	Norman, Was.	3	38	12.7	35	0
21t)	Stewart, Den.	3	36	12.0	25	0
21t)	Davis, Car.	3	35	11.7	31	0
21t)	Breeland, Was.	3	32	10.7	26	0
21t)	Peterson, Ariz	3	27	9.0	25	0
21t)	Jenkins, NY-G	3	26	8.7	23	0
21t)	Orr, Bal.	3	23	7.7	14	0
21t)	Iloka, Cin.	3	21	7.0	21	0
21t)	Kirkpatrick, Cin.	3	21	7.0	21	0
21t)	Butler, Ind.	3	19	6.3	19	0
21t)	S. Williams, Cin.	3	14	4.7	13	0
21t)	*Burns, Pit.	3	13	4.3	9	0
21t)	Swearinger, Ariz	3	13	4.3	12	0
21t)	Hyde, G.B.	3	11	3.7	11	0
21t)	Haden, Cle.	3	9	3.0	9	0
21t)	McLeod, Phi.	3	5	1.7	5	0
21t)	Waynes, Min.	3	4	1.3	4	0
21t)	Cox, Ten.	3	3	1.0	3	0
21t)	Shazier, Pit.	3	0	0.0	0	0

WEEK 17 / THROUGH SUNDAY, JANUARY 1, 2017**NFL / LEADERS IN SACKS**

Rank	Player, Team	Sacks
1)	Beasley, Atl. (LB)	15.5
2)	Miller, Den. (LB)	13.5
3t)	Alexander, Buf. (LB)	12.5
3t)	M. Golden, Ariz (LB)	12.5
3t)	Hunter, Min. (DE)	12.5
6t)	Avril, Sea. (DE)	11.5
6t)	Wake, Mia. (DE)	11.5
8t)	Jones, Ariz (LB)	11.0
8t)	Kerrigan, Was. (LB)	11.0
8t)	Mack, Oak. (DE)	11.0
8t)	Perry, G.B. (LB)	11.0
8t)	Walden, Ind. (LB)	11.0
13t)	*Bosa, S.D. (DE)	10.5
13t)	Orakpo, Ten. (LB)	10.5
15t)	Clark, Sea. (DE)	10.0
15t)	Ford, K.C. (LB)	10.0
17)	Addison, Car. (DE)	9.5
18t)	Atkins, Cin. (DT)	9.0
18t)	Morgan, Ten. (LB)	9.0
18t)	Murphy, Was. (DE)	9.0
21)	Vernon, NY-G (DE)	8.5
22t)	Campbell, Ariz (DE)	8.0
22t)	Donald, L.A. (DT)	8.0
22t)	Dunlap, Cin. (DE)	8.0
22t)	Griffen, Min. (DE)	8.0
22t)	Hyder, Det. (DE)	8.0
22t)	Ingram, S.D. (LB)	8.0
22t)	*Ngakoue, Jac. (DE)	8.0
22t)	Ray, Den. (LB)	8.0
22t)	Suggs, Bal. (LB)	8.0
31t)	Jordan, N.O. (DE)	7.5
31t)	Mercilus, Hou. (LB)	7.5
31t)	Peppers, G.B. (LB)	7.5
31t)	Robison, Min. (DE)	7.5
31t)	Young, Chi. (LB)	7.5
36t)	Flowers, N.E. (DE)	7.0
36t)	*Floyd, Chi. (LB)	7.0
36t)	Hicks, Chi. (DE)	7.0
36t)	Irvin, Oak. (LB)	7.0
36t)	McCoy, T.B. (DT)	7.0
36t)	Pierre-Paul, NY-G (DE)	7.0
36t)	L. Williams, NY-J (DT)	7.0
43t)	Ayers, T.B. (DE)	6.5
43t)	Cox, Phi. (DT)	6.5
43t)	Fairley, N.O. (DT)	6.5
43t)	Jackson, Jac. (DT)	6.5
47t)	Brooks, S.F. (LB)	6.0
47t)	*Buckner, S.F. (DE)	6.0
47t)	Clowney, Hou. (DE)	6.0
47t)	Hughes, Buf. (LB)	6.0
47t)	Mayowa, Dal. (DE)	6.0
47t)	Short, Car. (DT)	6.0

WEEK 17 / THROUGH SUNDAY, JANUARY 1, 2017**NFL / FUMBLE RECOVERIES**

Rank	Player, Team	TotRec	OffRec	DefRec
1)	*Wentz, Phi.	7	7	0
2)	Palmer, Ariz	6	6	0
3)	Cousins, Was.	5	5	0
4t)	Alonso, Mia.	4	0	4
4t)	Brady, N.E.	4	4	0
4t)	Fitzpatrick, NY-J	4	4	0
4t)	*Howard, Chi.	4	4	0
4t)	Mercilus, Hou.	4	0	4
4t)	Roethlisberger, Pit.	4	4	0
4t)	Wilson, Sea.	4	4	0
11t)	Bradford, Min.	3	3	0
11t)	Campbell, Ariz	3	0	3
11t)	*Elliott, Dal.	3	3	0
11t)	*Erickson, Cin.	3	3	0
11t)	*Garnett, S.F.	3	3	0
11t)	*Grant, Mia.	3	3	0
11t)	Griffen, Min.	3	0	3
11t)	Hester, Bal.	3	3	0
11t)	Ivory, Jac.	3	3	0
11t)	Kaepernick, S.F.	3	3	0
11t)	Keenum, L.A.	3	3	0
11t)	Keo, Den.-N.O.	3	1	2
11t)	Luck, Ind.	3	3	0
11t)	Mack, Oak.	3	0	3
11t)	Peters, K.C.	3	0	3
11t)	*Prescott, Dal.	3	3	0
11t)	Rivers, S.D.	3	3	0
11t)	Sorensen, K.C.	3	0	3
11t)	Sproles, Phi.	3	3	0
11t)	Tannehill, Mia.	3	3	0
11t)	Taylor, Buf.	3	3	0
11t)	*Thomas, N.O.	3	3	0
11t)	Watford, Ariz	3	3	0
11t)	Winston, T.B.	3	3	0

WEEK 17 / THROUGH SUNDAY, JANUARY 1, 2017**NFL / OFFENSIVE FUMBLE RECOVERIES**

Rank	Player, Team	Ret	Yards	Avg	Long	TD
1)	*Wentz, Phi.	7	0	0.0	0	0
2)	Palmer, Ariz	6	0	0.0	0	0
3)	Cousins, Was.	5	0	0.0	0	0
4t)	Brady, N.E.	4	0	0.0	0	0
4t)	Fitzpatrick, NY-J	4	0	0.0	0	0
4t)	*Howard, Chi.	4	0	0.0	0	0
4t)	Roethlisberger, Pit.	4	0	0.0	0	0
4t)	Wilson, Sea.	4	0	0.0	0	0
9t)	*Thomas, N.O.	3	10	3.3	10	0
9t)	Bradford, Min.	3	0	0.0	0	0
9t)	*Elliott, Dal.	3	0	0.0	0	0
9t)	*Erickson, Cin.	3	0	0.0	0	0
9t)	*Garnett, S.F.	3	0	0.0	0	0
9t)	*Grant, Mia.	3	0	0.0	0	0
9t)	Hester, Bal.	3	0	0.0	0	0
9t)	Ivory, Jac.	3	0	0.0	0	0
9t)	Kaepernick, S.F.	3	0	0.0	0	0
9t)	Keenum, L.A.	3	0	0.0	0	0
9t)	*Prescott, Dal.	3	0	0.0	0	0
9t)	Rivers, S.D.	3	0	0.0	0	0
9t)	Sproles, Phi.	3	0	0.0	0	0
9t)	Tannehill, Mia.	3	0	0.0	0	0
9t)	Watford, Ariz	3	0	0.0	0	0
9t)	Winston, T.B.	3	0	0.0	0	0
9t)	Luck, Ind.	3	-1	-0.3	0	0
9t)	Taylor, Buf.	3	-3	-1.0	0	0

NFL / DEFENSIVE FUMBLE RECOVERIES

Rank	Player, Team	Ret	Yards	Avg	Long	TD
1t)	Mercilus, Hou.	4	7	1.8	5	0
1t)	Alonso, Mia.	4	2	0.5	2	0
3t)	Sorensen, K.C.	3	56	18.7	55	0
3t)	Campbell, Ariz	3	53	17.7	53t	1
3t)	Peters, K.C.	3	31	10.3	21	0
3t)	Griffen, Min.	3	20	6.7	20t	1
3t)	Mack, Oak.	3	1	0.3	1	0
8t)	David, T.B.	2	53	26.5	53	0
8t)	Davis, Car.	2	46	23.0	46t	1
8t)	Ray, Den.	2	18	9.0	15t	1
8t)	Mathis, Ind.	2	14	7.0	14t	1
8t)	*Poole, Atl.	2	10	5.0	10	0
8t)	Thompson, Car.	2	9	4.5	9t	1
8t)	Robertson, N.O.	2	5	2.5	5	0
8t)	Sendejo, Min.	2	5	2.5	3	0
8t)	Horton, Car.	2	4	2.0	4	0
8t)	Butler, N.E.	2	2	1.0	2	0
8t)	*Clark, G.B.	2	2	1.0	2	0
8t)	Kruger, N.O.	2	1	0.5	1	0
8t)	Adams, Ind.	2	0	0.0	0	0
8t)	Autry, Oak.	2	0	0.0	0	0
8t)	P. Brown, Buf.	2	0	0.0	0	0
8t)	*Buckner, S.F.	2	0	0.0	0	0
8t)	Compton, Was.	2	0	0.0	0	0
8t)	T. Crawford, Dal.	2	0	0.0	0	0
8t)	D. Jackson, Ind.	2	0	0.0	0	0
8t)	Jefferson, Ariz	2	0	0.0	0	0
8t)	Jones, Ariz	2	0	0.0	0	0
8t)	Keo, Den.-N.O.	2	0	0.0	0	0
8t)	McCoy, T.B.	2	0	0.0	0	0
8t)	*Moore, Bal.	2	0	0.0	0t	1
8t)	Nelson, Oak.	2	0	0.0	0	0
8t)	Nelson, K.C.	2	0	0.0	0	0
8t)	Orr, Bal.	2	0	0.0	0	0
8t)	Richardson, NY-J	2	0	0.0	0	0
8t)	*Sims, Ten.	2	0	0.0	0	0
8t)	Stupar, N.O.	2	0	0.0	0	0
8t)	Ward, Den.	2	0	0.0	0	0
8t)	Wilber, Dal.	2	0	0.0	0	0
8t)	R. Wilson, K.C.	2	0	0.0	0	0
8t)	Worrilow, Atl.	2	0	0.0	0	0
8t)	Flowers, N.E.	2	-3	-1.5	0	0

WEEK 17 / THROUGH SUNDAY, JANUARY 1, 2017

Team/Offense Rank (Within League)

	BAL	BUF	CIN	CLE	DEN	HOU	IND	JAX	KC	MIA	NE	NYJ	OAK	PIT	SD	TEN	ARI	ATL	CAR	CHI	DAL	DET	GB	LA	MIN	NO	NYG	PHI	SF	SEA	TB	WAS	
	17	16	13	30	27	29	10	23	20	24	4	26	6	7	14	11	9	2	19	15	5	21	8	32	28	1	25	22	31	12	18	3	
	24	15	18	27	26	31	14	25	16	7	6	20	10	8	13	11	19	1	21	5	4	17	9	32	28	3	23	29	30	12	22	2	
	28	1	13	19	27	8	23	22	15	9	7	12	6	14	26	3	18	5	10	17	2	30	20	31	32	16	29	11	4	25	24	21	
	21	1	23	2	28	19	22	17	16	8	25	14	10	15	26	4	12	5	20	6	3	27	7	31	32	13	30	18	11	24	29	9	
	12	30	15	28	21t	29	5t	20	19	26	4	27	13	5t	8	25	9	3	21t	14	23	11	7	31	18	1	17	24	32	10	16	2	
	26	25	14	31	22	30	11	27	16	6	3	24	13	8	7	12	23	1	20	10	5	17	32	21	4	19	28	29	9	18	2		
	18	9	7	19	11	25	22	21	8	27	1	32	3	20	30	15	23	6	28	29	4	10	5	31	2	16	24	17	13	14	26	12	
	7	31	26	32	25	11	28	10	15	19	6	21	1	2	17	12	23	6	28	29	4	10	13	29	23	5	3	9	30	27	16	4	
	21	16	9	26	28	23t	5t	19	23t	31	5t	27	13	12	10t	18	3	2	20	17	4	15	7	32	25	1	29	14	30	22	10t	8	
	24	13	15	26	31	22	7	29	18t	25	4	27	17	12	9	3	3	2	20	17	4	15	7	32	25	1	28	20	30	16	6	5	
	24t	11	3	4	12	28	20t	23	5	32	7	24t	19	10	14t	29t	9	8	31	1	6	26	27	20t	2	18	17	13	29t	20t	14t		
	21	6	28	26	15	7	18	32	1	13	25	31	11	16	27	20	5	24	19	23	3	14	22	8	9	29	2	10	17	12	4		
	12	19	3	28	11	29	4	8	9	5	27	15	22	17	30	26	21	14	18	23	13	24	6	6	1	31	7	2	25	10	32	20	
	14	31	9	17	16	6	3	8	19	23	22	30	1	21	10	24	7	15	25	18	2	28	5	5	29	4	11	13	26	27	12	20	
	18	30	21	14	9	16	3	22	12	17	7	31	8	15	19	28	6	27	29	13	2	24	1	1	25	5	10	11	20	23	4	26	
	21	10t	24	31	22	28t	8	25	13	17	3	30	7	10t	9	14	6	1	15	28t	5	20	4	32	23	2	26	16	27	18t	12	12	
	1	30	24	28	17	15t	7t	25	6	29	18t	7t	20	13t	22	4	31	3	26	27	18t	12	10	11	7t	21	2	15t	13t	5	32	23	

Opponent/Defense Rank (Within League)

	BAL	BUF	CIN	CLE	DEN	HOU	IND	JAX	KC	MIA	NE	NYJ	OAK	PIT	SD	TEN	ARI	ATL	CAR	CHI	DAL	DET	GB	LA	MIN	NO	NYG	PHI	SF	SEA	TB	WAS
	7	19	17	31	4	1	30	6	24	29	8	11	26	12	16	20	2	25	21	15	14	18	22	9	3	27	10	13	32	5	23	28
	8	22	11	26	1	6	31	3	17	23	10	14	32	16	12	18	2	21	19	15	13	27	28	9	5	30	7	20	29	4	25	24
	5	29	21	31	28	12	25	19	26	30	3t	11	23	13	10	2	9	17	6	27	1	18	8	16	20	14	3t	15	32	7	22	24
	5	28	23	29	18	13	30	6	24	31	8	4	25	19	7	12	3	26	9	21	11	20	14	10	17	15	2	16	32	1	22	27
	9	6	11	21	1	2	27	5	18	15	12	17	24	16	20	30	4	28	29	7	26	19	31	10	3	32	23	13	14	8	22	25
	10	21	8	29	1	4	25	5	16	13	6	24	32	11	19	18	3	12	20	17	14	27	30	9	2	31	7	22	28	15	26	23
	1	15	8	23	14	19	31	32	4	10	18	29	6	17	2	22	12	24	9	28	30	25	5	26	13	27	11	7	21	20	3	16
	24	4	22	29	5	17	20	16	31	21	18	28	32	11	15	13	1	26	3	8	19	30	7	25	6	27	23	14	12	2	9	10
	3t	24	18	31	9	1	27t	8	25	26	3t	12t	12t	11	21t	15	2	29t	19t	14	21t	23	19t	16	7	27t	5	6	29t	10	17	32
	2	19t	17	30	5	11	25	8	27	4	7	19t	16	23	18	6	13	26	10	22	15	31	24	9	14	28	3	19t	29	12	1	32
	25t	5	15	30	7t	3	7t	13	16t	20t	10	1	4	18	25t	19	6	14	29	27	28	7t	24	32	2	11	16t	12	22	6	31	20t
	29	6	27	14	7	28	12	31	3	10	2	20	30	24	16	26	23	25	23	32	18	5	22	1	8	11	19	9	17	15	4	13
	10	17	19	13	7	27	12	11	29	8	3	24	6	30	28	18	22	1	16	21	15	32	4	31	20	23	2	5	9	26	14	14
	13	4	14	29	32	21	30	22	11	1	16	9	20	5	25	26	31	28	15	17	6	8	2	12	18	27	23	24	7	3	10	19
	16	2	19	26	31	14	27	30	1	3	21	28	9	7	23	18	25	29	32	22	10	4	6	12	13	17	24	20	11	5	15	8
	9	16t	8	30	4	11	22	25	7	18	1	28	20	10	29	16t	14	27	26	24	5	13	21	23	6	31	2	12	32	3	15	19
	4	31	21t	1t	24	19	16t	29	10	5	3	21t	13t	11	20	12	26	18	8	32	7	13t	30	25	23	28	16t	15	27	1t	6	9