

JACKSONVILLE JAGUARS

2013 SEASON IN REVIEW



JACKSONVILLE JAGUARS PR CONTACTS:

Ryan Robinson: *Director, Public Relations* -- (904) 633-6598; robinsonr@nfl.jaguars.com
Tad Dickman: *Communications Coordinator* -- (904) 633-6136; dickmant@nfl.jaguars.com
Katie Vaughn: *Executive Assistant, Communications* -- (904) 633-6590; vaughnk@nfl.jaguars.com
Dan Edwards: *Senior Vice President, Communications* -- (904) 633-6202; edwardsd@nfl.jaguars.com



FOR IMMEDIATE RELEASE

JANUARY 24, 2013

JAGUARS SHOW IMPROVEMENT UNDER HEAD COACH GUS BRADLEY

In 2013, the Jacksonville Jaguars doubled their win total from the previous season (2-14 in 2012) and finished the year with a 4-12 record. It was the team's first season under the control of head coach **Gus Bradley**, who was brought in by Jaguars owner **Shahid Khan** and general manager **Dave Caldwell** on January 17, 2013. Since his hire on January 8, 2013, Caldwell has made 236 roster transactions, including 151 since the preseason began on August 9, 2013, and 85 since the regular season began on September 8, 2013.

ROOKIE CLASS MAKES AN IMPACT: The Jaguars selected eight players in the 2013 NFL Draft and they played a vital role in the team's progress in 2013. Seven of the eight selections saw action in 2013 (seventh-round selection CB **Jeremy Harris** was placed on injured reserve on August 25, 2013 with a back injury and missed the entire season) and the group combined to play in 92 games with 44 starts. OT **Luke Joeckel**, the second-overall selection in the draft, started the first five games of the season before suffering a broken ankle in Week 5 at St. Louis. Second-round SS **Johnathan Cyprien** started 15 games and finished second on the team with 98 tackles (82 solo), the highest total among rookie DBs in the NFL. CB **Dwanye Gratz**, the third-round pick, played in 10 games with eight starts and intercepted two passes. WR **Ace Sanders**, the 101st overall selection (fourth-round), caught 51 passes in 15 games played, the second-most receptions by a rookie in team history (WR **Justin Blackmon** caught 64 passes in 2012). Fifth-round WR **Denard Robinson** and seventh-round CB **Demetrius McCray** both played in all 16 games for the Jaguars. Sixth-round pick **Josh Evans** emerged as the team's starting FS after the injury to veteran FS **Dwight Lowery** and he played in 15 games with 11 starts.

MEESTER ANNOUNCES RETIREMENT AFTER 14 SEASONS: On December 18, 2013, veteran C **Brad Meester** announced that he was retiring at the end of the season after a 14 years in the NFL, all with the Jaguars. Meester was honored in a special tribute following the team's final home game of the season in Week 16 vs. Tennessee. Meester holds the franchise records for games played (209) and games started (209) and is the only player in Jaguars history to play for all five head coaches (Tom Coughlin, Jack Del Rio, Mel Tucker, Mike Mularkey and Gus Bradley). Meester and G **Uche Nwaneri** were the only Jaguars to play every snap on offense this season. Meester finishes his career following 90 consecutive starts, the second-longest streak in franchise history (he owns the record with 92 consecutive starts from September 3, 2000 through December 4, 2005). Jaguars general manager **Dave Caldwell** acknowledged the legacy that Meester has left with the organization "I told Brad I think he is what every pro should aspire to be. He's a complete pro, he's a great guy, he's good in the community, good in the locker room and has made the most out of his talent. I think if you want to have a professional career you should try to have one like Brad Meester." Head coach **Gus Bradley** also reiterated how important a player like Meester is for the team "That's another voice in the locker room. We have guys like that on our team and he was one on the offensive side. It's really important ... It's just a really good relationship and for me that's what coaching is all about, to develop those types of relationships and know they'll continue even after he's done playing."

POSŁUSZNY ANCHORS THE DEFENSE: Seventh-year LB **Paul Posluszny** provided veteran leadership for a defense that saw five different rookies earn starts throughout the 2013 season. Posluszny led the team with 161 tackles (121 solo) and finished second in the NFL, trailing only Cincinnati's **Vontaze Burfict** (171 tackles). Since joining the Jaguars in 2011, Posluszny has led the team in tackles in each season and broke the single-season tackles record with 231 tackles in 2012. Posluszny has registered double-digit tackles in 36 of 47 games as a Jaguar, including nine of 15 games in 2013. On Monday, January 20, the NFL announced that Posluszny and Kansas City's **Derrick Johnson** would replace San Francisco's **NaVorro Bowman** (injury) and **Patrick Willis** (injury) as inside linebackers in the 2014 NFL Pro Bowl on January 26, 2014 at Aloha Stadium in Honolulu, HI.

SCOBEE EXTENDS FRANCHISE RECORD FOR POINTS SCORED: Veteran K **Josh Scobee** had one of the best statistical seasons of his 10-year NFL career. Scobee led the team with 91 points, his fourth consecutive season with 90-plus points. Scobee converted 23 of 25 FGs (92.0%) in 2013, tied for the second-best percentage of his career (12 of 13 in 2007, 92.3%; 23 of 25 in 2011, 92.0%). His only two misses this season were a 60-yard attempt and a 49-yarder that was blocked. Scobee holds the franchise record for scoring with 939 points (215 FGs and 294 PATs). After kicking a 37-yard FG in Week 17 at Indianapolis, Scobee has now connected on 45 straight field goals from less than 40 yards.

JAGUARS REGULAR SEASON SCHEDULE:

Sun., Sep. 8	vs. KANSAS CITY CHIEFS	L, 2-28
Sun., Sep. 15	at Oakland Raiders	L, 9-19
Sun., Sep. 22	at Seattle Seahawks	L, 17-45
Sun., Sep. 29	vs. INDIANAPOLIS COLTS	L, 3-37
Sun., Oct. 6	at St. Louis Rams	L, 20-34
Sun., Oct. 13	at Denver Broncos	L, 19-35
Sun., Oct. 20	vs. SAN DIEGO CHARGERS	L, 6-24
Sun., Oct. 27	SAN FRANCISCO 49ERS (LONDON)	L, 10-42
	Bye Week	
Sun., Nov. 10	at Tennessee Titans	W, 29-27
Sun., Nov. 17	vs. ARIZONA CARDINALS	L, 14-27
Sun., Nov. 24	at Houston Texans	W, 13-6
Sun., Dec. 1	at Cleveland Browns	W, 32-28
Thu., Dec. 5	vs. HOUSTON TEXANS	W, 27-20
Sun., Dec. 15	vs. BUFFALO BILLS	L, 20-27
Sun., Dec. 22	vs. TENNESSEE TITANS	L, 16-20
Sun., Dec. 29	at Indianapolis Colts	L, 10-30

JAGUARS ON TWITTER

The Jaguars utilize Twitter (@jaguars) and Facebook to provide fans with timely information, an exclusive behind the scenes look at the organization and the opportunity to engage in conversations with players and coaches. Jaguars.com senior writer John Oehser can be found on Twitter at @JohnOehser. Jaguars reporter J.P. Shadrick (@JPShadrick) provides live updates during games, practices and press conferences.

JAGUARS MEDIA ONLINE

The Jaguars Public Relations department utilizes PR.Jaguars.com to keep the media up-to-date with relevant materials. At this site, you will find press releases, weekly game releases, transcripts, updated player biographies, results, game books, an interview request page, credential request page, as well as the 2013 Jaguars Media Guide and Season in Review document.

FAN SUPPORT

The Jaguars did not have a home game blacked out in 2013 for the fourth consecutive season. The Jaguars have a streak of 33 straight regular season games not being blacked out dating back to the 2009 season finale. The Jaguars had a season-high paid attendance of 60,414 at EverBank Field on Thursday, December 5, when the team defeated the Texans, 27-20, on NFL Network's Thursday Night Football. The Jaguars hosted 83,559 fans at Wembley Stadium on Sunday, October 27 vs. San Francisco as the designated home team in the NFL's International Series.

2013 JAGUARS CAPTAINS

Two days before the team's first game of the season vs. Kansas City, Head Coach **Gus Bradley** announced that C **Brad Meester**, LB **Paul Posluszny** and K **Josh Scobee** were voted as captains by their teammates. Meester, a 14-year veteran, is the longest tenured player in franchise history. His 209 starts are 59 more than the next-closest, WR **Jimmy Smith**, who started 150 games from 1995-2005. Posluszny, a seventh-year LB, set a franchise record with 231 tackles (152 solo) in 2012 and led the team with 161 tackles in 2013. Scobee, a 10-year veteran kicker, is the Jaguars all-time leading scorer with 939 points (215 FGs and 294 PATs).



SCHEDULE NOTES



2014 NFL DRAFT

The Jaguars will have the third pick in the 2014 NFL Draft. The NFL Draft will be a three-day event with the first round on Thursday, May 8, rounds 2-3 on Friday, May 9 and rounds 4-7 on Saturday, May 10.

The winner of the Super Bowl will select last and the other Super Bowl participant next-to-last.

The following is the draft order as of 1/24/2014 and does not reflect any trades that have been made:

NO.	TEAM	2013 RECORD	WIN PCT.	STRENGTH OF SCHEDULE
1.	Houston Texans	2-14	.125	.559
2.	Washington Redskins	3-13	.188	.516
3.	Jacksonville Jaguars	4-12	.250	.504
4.	Cleveland Browns	4-12	.250	.516
5.	Oakland Raiders	4-12	.250	.523
6.	Atlanta Falcons	4-12	.250	.553
7.	Tampa Bay Buccaneers	4-12	.250	.574
8.	Minnesota Vikings	5-10-1	.344	.512
9.	Buffalo Bills	6-10	.375	.520
10.	Detroit Lions	7-9	.438	.457
11.	Tennessee Titans	7-9	.438	.504
12.	New York Giants	7-9	.438	.520
13.	St. Louis Rams	7-9	.438	.551
14.	Chicago Bears	8-8	.500	.465
15.	Pittsburgh Steelers	8-8	.500	.469
16.	Baltimore Ravens#	8-8	.500	.484
	Dallas Cowboys#	8-8	.500	.484
18.	New York Jets	8-8	.500	.488
19.	Miami Dolphins	8-8	.500	.523
20.	Arizona Cardinals	10-6	.625	.531
21.	Green Bay Packers	8-7-1	.531	.453
22.	Philadelphia Eagles	10-6	.625	.453
23.	Kansas City Chiefs	11-5	.688	.445
24.	Cincinnati Bengals	11-5	.688	.480
25.	San Diego Chargers*	9-7	.563	.496
26.	Indianapolis Colts*	11-5	.688	.484
27.	New Orleans Saints*	11-5	.688	.516
28.	Carolina Panthers*	12-4	.750	.494
29.	New England Patriots*	12-4	.750	.473
30.	San Francisco 49ers*	12-4	.750	.494
31.	Denver Broncos*	13-3	.813	.469
32.	Seattle Seahawks*	13-3	.813	.490

* Subject to Playoffs

Subject to Coin Flip

JAGUARS TOP ATTENDED GAMES

TOP HOME ATTENDANCES

ATTENDANCE	DATE	OPPONENT	W/L	SCORE
83,559	Oct. 27, 2013 #	San Francisco 49ers	L	10-42
76,877	Dec. 5, 2004	Pittsburgh Steelers	L	16-17
75,206	Jan. 23, 2000 *	Tennessee Titans	L	14-33
75,173	Jan. 15, 2000 *	Miami Dolphins	W	62-7
74,143	Dec. 28, 1998	Pittsburgh Steelers	W	21-3
74,051	Oct. 12, 1998	Miami Dolphins	W	28-21
73,446	Dec. 7, 1997	New England Patriots	L	20-26

TOP ROAD ATTENDANCES

ATTENDANCE	DATE	OPPONENT	W/L	SCORE
89,450	Oct. 1, 2006	Washington Redskins L (ot)		30-36
81,395	Oct. 1, 2010	Dallas Cowboys	W	35-17
78,834	Sept. 18, 2011	New York Jets	L	3-32
78,817	Jan. 10, 1999 *	New York Jets	L	24-34
78,533	Nov. 28, 2010	New York Giants	L	20-24
78,337	Nov. 3, 2002	New York Giants	L	24-17
78,216	Oct. 11, 1999	New York Jets	W	16-6

* Playoff game // # Wembley Stadium, London

2013 SCHEDULE RECAP

In 2013, Jaguars opponents combined for a 129-127 (.504 winning percentage) combined record. The Jaguars faced six teams that made the 2013 postseason, including the team's first four home contests (vs. Kansas City in Week 1, vs. Indianapolis in Week 4, vs. San Diego in Week 7 and vs. San Francisco in London in Week 8). *Below is a look at the 2013 week-by-week schedule with each team's final record:*

HOME GAMES	RECORD	DIVISION FINISH
KANSAS CITY CHIEFS*	11-5	2nd, AFC West
INDIANAPOLIS COLTS*	11-5	1st, AFC South
SAN DIEGO CHARGERS*	9-7	3rd, AFC West
SAN FRANCISCO 49ERS (LONDON)*	12-4	2nd, NFC West
ARIZONA CARDINALS	10-6	3rd, NFC West
HOUSTON TEXANS	2-14	4th, AFC South
BUFFALO BILLS	6-10	4th, AFC East
TENNESSEE TITANS	7-9	2nd, AFC South

68-60

ROAD GAMES	RECORD	DIVISION FINISH
Oakland Raiders	4-12	4th, AFC West
Seattle Seahawks*	13-3	1st, NFC West
St. Louis Rams	7-9	4th, NFC West
Denver Broncos*	13-3	1st, AFC West
Tennessee Titans	7-9	2nd, AFC South
Houston Texans	2-14	4th, AFC South
Cleveland Browns	4-12	4th, AFC North
Indianapolis Colts*	11-5	1st, AFC South

* Playoff team in 2013

61-67

COMBINED OPPONENTS RECORD: 129-127

FREQUENT FLYER MILES

The Jaguars traveled a franchise-record 26,052.77 miles in 2013. Seven of the club's nine games away from EverBank Field were outside the Eastern Time Zone with trips to Denver (2,880), Oakland (4,700), St. Louis (1,506), Seattle (4,880), Houston (1,628), Tennessee (968) and London (8,480). On the eight road trips, the Jaguars traveled 17,510.07 miles (includes staying on the west coast between Week 2 at Oakland and Week 3 at Seattle) and 26,052.77 with the London trip included.

2014 OPPONENTS

The 2014 schedule for the Jaguars features four teams that qualified for the 2013 postseason (Indianapolis, Cincinnati, San Diego, Philadelphia). The Jaguars will face teams that finished .500 or better in nine of their 16 regular season games. *Below is a look at the Jaguars 2014 opponents (* Playoff Team in 2013):*

Home Games:	2013 Record:
Houston Texans	2-14
Indianapolis Colts*	11-5
Tennessee Titans	7-9
Cleveland Browns	4-12
Pittsburgh Steelers	8-8
Miami Dolphins	8-8
Dallas Cowboys (London)	8-8
New York Giants	7-9

Away Games:	2013 Record:
Houston Texans	2-14
Indianapolis Colts*	11-5
Tennessee Titans	7-9
Baltimore Ravens	8-8
Cincinnati Bengals*	11-5
San Diego Chargers*	9-7
Philadelphia Eagles*	10-6
Washington Redskins	3-13



JAGUARS NOTES



BRUNELL INDUCTED INTO THE PRIDE

At halftime of the Jaguars' Dec. 15 game against the Buffalo Bills, former quarterback **Mark Brunell** was inducted into the Pride of the Jaguars, joining former offensive tackle **Tony Boselli** (2006), former owners **Wayne** and **Delores Weaver** (2011) and running back **Fred Taylor** (2012) as the fifth member.

Owner of nearly every Jaguars passing record, Brunell is one of 13 players in Jaguars history to play nine seasons or more. He started 117 of his 120 games played and completed 2,184 of 3,616 passes for 25,698 yards with 144 touchdowns and 86 interceptions – all still ranking as Jaguars career records. Brunell's 4,367 passing yards in 1996 led the NFL, he was voted to the AFC Pro Bowl squad three times and was named the game's MVP in 1997.

"I am truly honored and grateful for this recognition," Brunell said. "I cherish my memories of playing here in Jacksonville because in many ways those were the best years of my career. My family and I have returned to make Jacksonville our home, and we will continue to be part of this community and part of the Jaguars organization. I'm thrilled to join my teammates, Tony and Fred, and the Weavers in the Pride of the Jaguars."

"Mark Brunell epitomized the Jaguars in their early years, and he was one of the main reasons for their success during that time," Jaguars owner **Shahid Khan** said. "I personally recall how the Jaguars captured the imagination of NFL fans throughout the nation in those days and Mark Brunell was always in the highlights. Now that I have been here for about two years, I have gotten to see that this great quarterback is also a great person. Mark is a big part of the Jaguars family and the Jacksonville community, and it gives me great pride to join our fans in recognizing Mark and honoring him for his contributions to Jaguars history."

Brunell was the first player acquired by the Jaguars in a trade, joining the team on April 22, 1995 from the Green Bay Packers. He was the Jaguars' starting quarterback from 1995 through 2003, posting a winning record as a starter and leading the team to four playoff berths, eight postseason games and two AFC Championship games.

2013 NFL TELEVISION RECAP

- Football fans around the world tuned in to the 2013 NFL season in greater numbers than ever before. According to The Nielsen Company, the 2013 regular season reached 205 million unique viewers, representing 81 percent of all television homes and 70 percent of potential viewers in the U.S.
- The 2013 NFL regular season averaged 17.6 million viewers per game telecast, the second most-watched season ever behind the 2010 season (17.9 million).
- Twenty-two NFL game telecasts this season were watched by at least 25 million viewers – nearly triple the total for the full 2012 season (eight).
- For the second consecutive year, an NFL game was the week's most-watched TV show in all 17 weeks of the season.
- Over the past decade, average viewership of NFL games on broadcast television has increased 31% from 15.5 million in 2003 to 20.3 million in 2013.
- NFL Network wrapped up its eighth season of Thursday Night Football with a record average of 8.1 million viewers (including the audience from over-the-air stations in local markets) and ranked as the most-watched Thursday program on cable last fall.

JAGUARS OPENED THE SEASON AT HOME

The Jaguars opened the regular season at home for the first time since 2011 in 2013, when they hosted the Kansas Chiefs. In their 19-year history, the Jaguars have been victorious in 11 of 19 Kickoff Weekend games (.579 winning pct.), outscoring opponents 376-304. In their eight losses, the Jaguars have been defeated 160-108, an average of 6.5 points. The Jaguars have played at home in 11 of their 19 Kickoff Weekend games with a 7-4 record in Jacksonville. Those home games are shown below in bold:

DATE	OPPONENT	RESULT
09/03/95	vs. Houston	L 3-10
09/01/96	vs. Pittsburgh	W 24-9
08/31/97	at Baltimore	W 28-27
09/06/98	at Chicago	W 24-23
09/12/99	vs. San Francisco	W 41-3
09/03/00	at Cleveland	W 27-7
09/09/01	vs. Pittsburgh	W 21-3
09/08/02	vs. Indianapolis	L 25-28
09/07/03	at Carolina	L 23-24
09/12/04	at Buffalo	W 13-10
09/11/05	vs. Seattle	W 26-14
09/10/06	vs. Dallas	W 24-17
09/09/07	vs. Tennessee	L 10-13
09/07/08	at Tennessee	L 10-17
09/13/09	at Indianapolis	L 12-14
09/12/10	vs. Denver	W 24-17
09/11/11	vs. Tennessee	W 16-14
09/09/12	at Minnesota	L 23-26
09/08/13	vs. Kansas City	L 2-28
TOTAL:		11-7 376-304

ON THE WEST COAST

The Jaguars had two games on the west coast in 2013: Week 2 at Oakland (L, 9-19) and Week 3 at Seattle (L, 17-45). The Jaguars have played 11 games on the west coast, with a 2-9 record. In 19 seasons, the Jaguars have had at least one game on the west coast nine times (1996, 1997, 2001, 2004, 2005, 2009, 2010, 2012, 2013).

JAGUARS HISTORY ON THE WEST COAST

DATE	OPPONENT	RESULT
09/15/96	at Oakland	L 3-17
12/21/97	at Oakland	W 20-9
10/07/01	at Seattle	L 15-24
10/10/04	at San Diego	L 21-34
01/02/05	at Oakland	W 13-6
10/11/09	at Seattle	L 0-41
11/29/09	at San Francisco	L 3-20
09/19/10	at San Diego	L 13-38
10/21/12	at Oakland	L 23-26 (OT)
09/15/13	at Oakland	L 9-19
09/22/13	at Seattle	L 17-45

CHANGING FACES

In 2013, the Jaguars had 68 different players appear on their active roster, the third-most in the NFL. Only Indianapolis (73) and Houston (69) had more players on their active roster throughout the 2013 season.

- The Jaguars had 34 different players appear on offense in 2013, the second-most in the NFL (Indianapolis-36).
- The Jaguars had 30 different players appear on defense in 2013, the fifth-most in the NFL (Dallas-41, Indianapolis-32, New Orleans-32, New England-31).
- The Jaguars had 56 different players appear on special teams in 2013, the 11th-most in the NFL.



JAGUARS NOTES



UNDRAFTED ROOKIES ON OPENING DAY

Since the Jaguars inaugural season in 1995, there have been 35 undrafted rookies on the club's opening day roster.

YEAR	PLAYER
1995	TE Gordon Laro
1996	CB Rashid Gayle
1997	CB Kevin Devine, DE Jabbar Threats
1998	None
1999	FB Stacey Mack
2000	None
2001	RB Elvis Joseph, WR Randal Williams, FB Patrick Washington
2002	None
2003	PK Seth Marler, WR Cortez Hankton, DT Matt Leonard
2004	TE Brian Jones, CB David Richardson
2005	G Dan Connolly, RB/KR Derrick Wimbush
2006	OT Richard Collier, DE Tony McDaniel, RB Montell Owens
2007	None
2008	CB Brian Witherspoon, CB Isaiah Gardner
2009	LB Russell Allen, DE Julius Williams
2010	LB Jacob Cutrera, OT Kevin Haslam, DE Aaron Morgan
2011	OT Cameron Bradfield, WR Jamar Newsome, CB Kevin Rutland
2012	DB Antwon Blake, WR Kevin Elliott, LB Julian Stanford, C Mike Brewster
2013	DT Abry Jones, LB LaRoy Reynolds, LS Carson Tinker

JAGUARS IN OVERTIME

The Jaguars played in a franchise-record three overtime games in 2012, all resulting in losses on the road. The Jaguars have played in 14 overtime games in franchise history and own a 7-7 record.

In the 2012 season-opener, the Jaguars and Vikings played the first overtime game with the new overtime rules instituted for regular season games in 2012. For the 2010 postseason, the NFL installed a modified sudden death system and the system was expanded to cover all NFL games in 2012 including preseason and regular season.

Both teams have the opportunity to possess the ball at least once in the extra period unless the team that receives the overtime kickoff scores a touchdown on its first possession.

In the three overtime games, the Jaguars won the coin toss at Oakland and lost the coin toss at Minnesota and at Houston. In all three games there were multiple possessions, with two at Minnesota, two at Oakland and five at Houston.

JAGUARS OVERTIME HISTORY

LOCATION	W	L	T	WON TOSS	LOST TOSS
Home	3	1	0	4	0
Road	4	6	0	3	7
Totals	7	7	0	7	7

JAGUARS MAKING NFL DEBUT

In 2013, the Jaguars had 11 players make their NFL debut.

The Jaguars had nine players make their NFL debuts on kickoff week-end vs. Kansas City in WR **Denard Robinson**, WR **Ace Sanders**, S **Josh Evans**, CB **Dwayne Gratz**, CB **Demetrius McCray**, S **Johnathan Cyprien**, LS **Carson Tinker**, LB **LaRoy Reynolds** and OT **Luke Joeckel**.

Undrafted rookie DT **Abry Jones** made his NFL debut in Week 5 at St. Louis and he saw action in eight games this season.

Undrafted rookie WR **Lamaar Thomas** made his NFL debut in Week 16 vs. Tennessee and he caught one pass for 13 yards. The following game, Week 17 at Indianapolis, he caught an 18-yard pass, his second-career reception.

INJURIES TAKE THEIR TOLL IN 2013

The Jaguars were forced to shuffle their starting lineup throughout the season due to injuries with 14 players finishing the season on injured reserve. Seven players who started games during the 2013 season finished the year on injured reserve: WR **Stephen Burton** (four games, two starts), LB **Russell Allen** (14 games, 13 starts), G/C **Mike Brewster** (14 games, three starts), G/C **Will Rackley** (11 games, 11 starts), OT **Luke Joeckel** (five games, five starts), WR **Cecil Shorts III** (13 games, 13 starts), DT **Roy Miller** (14 games, 14 starts).

Below is a list of key injuries from the 2013 season:

- LB **Russell Allen** (concussion) - After starting 13 of the first 14 games of the season, Allen was placed on injured reserve with two games remaining in the season after suffering a concussion in Week 15 vs. Buffalo.

- WR **Stephen Burton** (concussion) - Was added in the preseason to provide depth to the receiving corps, Burton played in the first three games of the season, including one start, before suffering a concussion in Week 3 at Seattle. Burton was inactive the next five games recovering from the concussion before starting at WR in Week 10 at Tennessee. Burton suffered his second concussion of the season in that game and was inactive the next four games before being placed on injured reserve prior to Week 15 vs. Buffalo.

- G/C **Mike Brewster** (ankle) - Second-year player provided depth on the offensive line and saw action in the first 14 games of the season, including three starts. Taking over for Will Rackley at LG in Week 15 vs. Buffalo, Brewster broke his ankle and was placed on injured reserve for the final two games of the 2013 season.

- OT **Luke Joeckel** (ankle) - Rookie offensive lineman was taken with the second overall selection in the 2013 NFL Draft. He started the first four games of the season at RT. After veteran OL Eugene Monroe was traded to Baltimore, Joeckel moved over to his natural position at LT and started in Week 5 at St. Louis, but broke his ankle in the first quarter and was placed on injured reserve.

- WR **Cecil Shorts III** (groin) - Third-year WR played through injury the majority of the 2013 season. Despite a shoulder injury that limited him during the season, Shorts was also playing through a groin injury and still managed to start the first 13 games of the season before being placed on injured reserve prior to Week 16 vs. Tennessee. Shorts led the team with 66 receptions for 777 yards and three TDs, including the game-winning reception in Week 13 at Cleveland.

- DT **Roy Miller** (shoulder) - Fifth-year DT was added in the offseason and he started the first 14 games of the season despite playing through a shoulder injury that eventually landed him on injured reserve prior to Week 16 at Indianapolis. Miller totaled 25 tackles (20 solo), including four tackles for a loss.

- TE **Mercedes Lewis** (calf) - Eighth-year veteran missed five games in the beginning of the season recovering from a calf strain suffered in the preseason. Lewis was inactive the first three games of the season before returning to the starting lineup in Week 4 vs. Indianapolis, when he tweaked the calf again and was forced to miss the next two games. Lewis returned to the starting lineup in Week 7 vs. San Diego and started the final 10 games of the season. Lewis led the team with four TD receptions, including a span of three straight games with a touchdown reception.

- TE **Allen Reisner** (knee) - Second-year TE earned the backup tight end spot in the preseason and started the first three games of the season with Mercedes Lewis recovering from a calf injury. Reisner saw action in Week 4 vs. Indianapolis and Week 5 at St. Louis, where he injured his knee and was placed on injured reserve - designated to return. He rejoined the active roster prior to Week 15 vs. Buffalo, but was inactive for the final three games of the season.

- RB **Justin Forsett** (foot) - Sixth-year RB served as the third-down back for the Jaguars for the first eight games of the season. He saw action at RB in Week 11 at Houston, but was placed on injured reserve prior to Week 15 vs. Buffalo after missing two straight games.



QB CHAD HENNE NOTES



CAREER STATISTICS

In 2013, sixth-year QB **Chad Henne** tied his career-high with 15 games played, including a team-high 13 starts at QB. Henne finished the season completing 305 of his 503 passes for 3,241 yards, 13 TDs and 14 INTs. It was Henne's (60.6, 2013) third time completing over 60% of his passes in a season (60.8, 2009; 61.4, 2010) and second time throwing for 3,000-plus passing yards (3,301, 2010; 3,241, 2013) in a single season. Henne's 76.5 passer rating in 2013 was the second-highest of his career (79.0, 2011).

YEAR	TEAM	GP/GS	ATT	PASSING							RUSHING				
				CMP	YDS	PCT	TD	INT	LG	RTG	NO	YDS	AVG	LG	TD
2008	Miami	3/0	12	7	67	58.3	0	0	19	74.4	0	0	0.0	0	0
2009	Miami	14/13	451	274	2,878	60.8	12	14	67	75.2	16	32	2.0	12	1
2010	Miami	15/14	490	301	3,301	61.4	15	19	57	75.4	35	52	1.5	10	0
2011	Miami	4/4	112	64	868	57.1	4	4	41	79.0	15	112	7.5	20	1
2012	Jacksonville	10/6	308	166	2,084	53.9	11	11	81t	72.2	19	64	3.4	15	1
2013	Jacksonville	15/13	503	305	3,241	60.6	13	14	62t	76.5	27	77	2.9	14	0
NFL Totals: 6 Years		61/50	1,876	1,117	12,439	59.5	55	62	81t	75.3	112	337	3.0	20	3

2013 GAME-BY-GAME STATISTICS

DATE	OPP	P/S	ATT	PASSING							RUSHING					
				CMP	YDS	PCT	TD	INT	LG	SK	RTG	NO	YDS	AVG	LG	TD
09/08	vs. KC	1/0	6	3	36	50.0	0	0	24	0-0	68.8	0	0	0.0	0	0
09/15	at OAK*	1/1	38	25	241	65.8	1	0	30	5-27	92.1	2	9	4.5	9	0
09/22	at SEA*	1/1	38	18	235	47.4	0	2	59	3-21	45.4	2	5	2.5	3	0
09/29	vs. IND	Did Not Play														
10/06	at STL	1/0	13	7	89	53.8	1	0	39	0-0	101.1	1	2	2.0	2	0
10/13	at DEN*	1/1	42	27	303	64.3	0	2	23	2-12	65.9	2	-3	-1.5	1	0
10/20	vs. SD*	1/1	36	23	318	63.9	0	1	43	6-43	80.6	4	5	1.3	4	0
10/27	vs. SF*	1/1	45	29	228	64.4	1	0	29t	0-0	84.3	1	1	1.0	1	0
11/10	at TEN*	1/1	23	14	180	60.9	0	2	27	3-20	49.2	2	-1	-0.5	-1	0
11/17	vs. ARI*	1/1	42	27	255	64.3	1	2	62t	2-13	69.0	0	0	0.0	0	0
11/24	at HOU*	1/1	32	23	239	71.8	0	0	51	4-24	93.1	3	3	1.0	5	0
12/01	at CLE*	1/1	40	22	195	55.0	2	1	25	2-1	74.5	0	0	0.0	0	0
12/05	vs. HOU*	1/1	27	12	117	44.4	2	0	41	1-6	81.9	4	33	8.3	14	0
12/15	vs. BUF*	1/1	36	21	237	58.3	2	2	30	5-42	73.5	4	22	5.5	11	0
12/22	vs. TEN*	1/1	34	24	237	70.6	2	1	30	2-11	97.3	1	1	1.0	1	0
12/29	at IND*	1/1	51	30	331	58.8	1	1	36	3-23	76.5	1	0	0.0	0	0
2013 TOTALS		15/13	503	305	3,241	60.6	13	14	62t	38-243	76.5	27	77	2.9	14	0

* Started

HENNE BY THE NUMBERS

PASSING SPLITS	ATT	CMP	YDS	PCT	TD	INT	LG	RTG
TOTAL (CAREER):	1,876	1,117	12,439	59.5	55	62	81t	75.3
TOTAL (2013):	503	305	3,241	60.6	13	14	62t	76.5
AT HOME (CAREER):	952	583	6,384	61.2	32	33	67	77.8
AT HOME (2013):	226	139	1,428	61.5	8	6	62t	80.4
AWAY (CAREER):	924	534	6,055	57.8	23	29	81t	72.8
AWAY (2013):	277	166	1,813	59.9	5	8	59	73.3
OWN DIVISION (CAREER):	715	433	5,026	60.6	29	20	81t	83.7
OWN DIVISION (2013):	167	103	1,104	61.7	5	4	51	81.0
VS. AFC (CAREER):	1,532	916	10,384	59.8	46	52	81t	76.0
VS. AFC (2013):	365	224	2,434	61.4	10	10	51	78.7
VS. NFC (CAREER):	344	201	2,055	58.4	9	10	67	72.3
VS. NFC (2013):	138	81	807	58.7	3	4	62t	70.5
1st HALF (CAREER):	873	540	5,886	61.9	26	25	67	79.7
1st HALF (2013):	229	139	1,391	60.7	7	5	62t	79.1
2nd HALF/OT (CAREER):	1,003	577	6,553	57.5	29	37	81t	71.5
2nd HALF/OT (2013):	274	166	1,850	60.6	6	9	59	74.3
4th QTR (CAREER):	608	346	3,902	56.9	18	31	81t	64.9
4th QTR (2013):	180	112	1,185	62.2	5	9	36	69.8

HENNE'S CAREER HIGHS

Below is a look at some of QB **Chad Henne's** best statistical performances:

STAT:	NO.	DATE	OPPONENT
Completions:	35	12/27/09	vs. HOU
Attempts:	55	12/27/09	vs. HOU
Passing Yards:	416	09/12/11	vs. NE
Passing TDs:	4	11/18/12	@HOU
Completion Pct.*:	80.0 (16/20)	01/03/10	vs. PIT
QB Rating:	130.4	10/12/09	vs. NYJ
Longest Pass:	81t	11/18/12	@HOU
Yards per Attempt*:	10.73	11/18/12	@HOU
25+ Completions:	6	09/12/11	vs. NE
First Downs Passing:	21	12/06/09	vs. NE
Longest Rush:	20	09/18/11	vs. HOU
Rushes:	7	09/12/11	vs. NE
Rushing Yards:	59	09/12/11	vs. NE
Rushing Avg.	11.0	12/23/12	vs. NE

* Minimum of 15 attempts



QB CHAD HENNE NOTES



CAREER VS. AFC SOUTH

QB Chad Henne is 5-9 during his career against the three other teams from the AFC South (HOU, IND, TEN). Below is a look at his game-by-game statistics in those 14 games.

DATE	W/L	OPP	ATT	CMP	YDS	PCT	TD	INT	LG	RTG
12/20/09	L	@TEN	46	29	349	63.0	1	3	57	66.3
12/27/09	L	HOU	55	35	322	63.6	1	1	35	78.0
11/14/10	W	TEN	28	19	240	67.9	1	1	54	91.4
09/18/11	L	HOU	30	12	170	40.0	1	1	41	56.3
09/16/12	L	HOU	2	2	23	100.0	0	0	12	114.6
11/08/12	L	IND	16	10	121	62.5	1	1	26	80.5
11/18/12	L	@HOU	33	16	354	48.5	4	0	81t	126.8
11/25/12	W	TEN	26	17	261	65.4	2	1	59t	108.0
12/30/12	L	@TEN	41	25	298	61.0	2	3	30t	69.0
11/10/13	W	@TEN	23	14	180	60.8	0	2	27	49.2
11/24/13	W	@HOU	32	23	239	71.9	0	0	51	93.1
12/05/13	W	HOU	27	12	117	44.4	2	0	41	81.9
12/22/13	L	TEN	34	24	237	70.6	2	1	30	97.3
12/29/13	L	@IND	51	30	331	58.8	1	1	36	76.5
TOTALS:	5-9		444	268	3,242	60.3	18	15	81t	82.2

300-YARD PASSING GAMES

QB Chad Henne has thrown for 300+ yards on 12 occasions. Most recently, Henne completed 30 of 51 passes (58.8 comp. pct.) for 331 yards, one TD and one INT in the the final game of the 2013 season at Indianapolis. Here is a look at Henne's 300-yard performances:

DATE	W/L	OPP	ATT	CMP	YDS	PCT	TD	INT	LG	RTG
09/12/11	L	NE	49	30	416	61.2	2	1	31	93.6
09/26/10	L	NYJ	44	26	363	59.1	2	1	40	91.4
11/18/12	L	@HOU	33	16	354	48.5	4	0	81t	126.8
12/20/09	L	@TEN	46	29	349	63.0	1	3	57	66.3
12/23/12	L	NE	51	29	348	56.9	1	3	53	59.9
12/06/09	W	NE	52	29	335	55.8	2	1	29	80.2
12/29/13	L	@IND	51	30	331	58.8	1	1	36	76.5
12/27/09	L	HOU	55	35	322	63.6	1	1	35	78.0
10/20/13	L	SD	36	23	318	63.9	0	1	43	80.6
11/28/10	W	@OAK	30	17	307	56.7	2	1	57t	100.3
10/04/10	L	NE	38	28	305	73.7	2	3	28t	81.6
10/13/13	L	@DEN	42	27	303	64.3	0	2	23	65.9

STARTING QB'S IN JAGUARS HISTORY

There have been 15 different players to start at quarterback in Jaguars history. Here's the list of starting quarterbacks in franchise history and their record as the starter:

YEAR(s)	PLAYER	STARTS	W-L
1995	Steve Beuerlein	6	1-5
1995-03	Mark Brunell	117	63-54
1995-97	Rob Johnson	1	1-0
1997	Steve Matthews	1	1-0
1998	Jamie Martin	1	0-1
1998, 2001	Jonathan Quinn	3	1-2
1999	Jay Fiedler	1	1-0
2002-10	David Garrard	76	39-37
2003-06	Byron Leftwich	44	24-20
2007	Quinn Gray	3	2-1
2010	Todd Bouman	1	0-1
2010	Trent Edwards	1	0-1
2011	Luke McCown	2	1-1
2012-13	Chad Henne	19	5-14
2011-13	Blaine Gabbert	27	5-22

HENNE AMONG JAGS ALL-TIME LEADERS

Since joining the Jaguars as an unrestricted free agent in 2012, sixth-year QB Chad Henne has completed 471 of 811 passes (58.1 comp. pct.) for 5,325 yards, 24 TDs and 25 INTs during his two seasons (25 games played) with the Jaguars. Below is where Henne ranks among the Jaguars all-time passing leaders:

MOST COMPLETIONS IN JAGUARS HISTORY

RANK	PLAYER (YEARS)	GAMES PLAYED	COMPLETIONS
1.	Mark Brunell (1995-2003)	120	2,184
2.	David Garrard (2002-10)	86	1,406
3.	Byron Leftwich (2003-06)	46	789
4.	Chad Henne (2012-13)	25	471
5.	Blaine Gabbert (2011-13)	28	414

MOST PASSING YARDS IN JAGUARS HISTORY

RANK	PLAYER (YEARS)	GAMES PLAYED	PASSING YARDS
1.	Mark Brunell (1995-2003)	120	25,698
2.	David Garrard (2002-10)	86	16,003
3.	Byron Leftwich (2003-06)	46	9,042
4.	Chad Henne (2012-13)	25	5,325
5.	Blaine Gabbert (2011-13)	28	4,357

MOST PASSING TOUCHDOWNS IN JAGUARS HISTORY

RANK	PLAYER (YEARS)	GAMES PLAYED	PASSING TDs
1.	Mark Brunell (1995-2003)	120	144
2.	David Garrard (2002-10)	86	89
3.	Byron Leftwich (2003-06)	46	51
4.	Chad Henne (2012-13)	25	24
5.	Blaine Gabbert (2011-13)	28	22

HENNE IN DIVISIONAL PLAY

In the 23 divisional games in which he's played, QB Chad Henne holds a 10-13 record. Henne played for the Dolphins (against the AFC East) from 2008-11 and joined the Jaguars (AFC South) in 2012.

DATE	W/L	OPP	ATT	CMP	YDS	PCT	TD	INT	LG	RTG
10/04/09	W	BUF	22	14	115	63.6	1	0	18	92.0
10/12/09	W	NYJ	26	20	241	76.9	2	0	59	130.4
11/01/09	W	@NYJ	21	12	112	57.1	1	0	28	87.8
11/08/09	L	@NE	34	19	219	55.9	0	0	23	75.5
11/29/09	L	@BUF	31	17	175	54.8	1	3	20	42.5
12/06/09	W	NE	52	29	335	55.8	2	1	29	80.2
09/12/10	W	@BUF	34	21	182	61.8	0	0	21	75.9
09/26/10	L	NYJ	44	26	363	59.1	2	1	40	91.4
10/04/10	L	NE	38	28	305	73.7	2	3	28t	81.6
12/12/10	W	@NYJ	18	5	55	27.8	1	0	28	58.3
12/19/10	L	BUF	45	33	276	73.3	1	1	23	86.9
01/02/11	L	@NE	16	6	71	37.5	0	1	20	25.8
09/12/11	L	NE	49	30	416	61.2	2	1	31	93.6
09/16/12	L	HOU	2	2	23	100.0	0	0	12	114.6
11/08/12	L	@IND	16	10	121	62.5	1	1	26	80.5
11/18/12	L	@HOU	33	16	354	48.5	4	0	81t	126.8
11/25/12	W	TEN	26	17	261	65.4	2	1	59t	108.0
12/30/12	L	@TEN	41	25	298	61.0	2	3	30t	69.0
11/10/13	W	@TEN	23	14	180	60.9	0	2	27	49.2
11/24/13	W	@HOU	32	23	239	71.9	0	0	51	93.1
12/05/13	W	HOU	27	12	117	44.4	2	0	41	81.9
12/22/13	L	TEN	34	24	237	70.6	2	1	30	97.3
12/29/13	L	@IND	51	30	331	58.8	1	1	36	76.5
TOTALS:	10-13		715	433	5,026	60.6	29	20	81t	83.7



JAGUARS NOTES



HOME VS. AWAY RECORDS

YEAR	HOME			AWAY		
	W	L	T	W	L	T
1995	2	6	0	2	6	0
1996	7	1	0	2	6	0
1997	7	1	0	4	4	0
1998	7	1	0	4	4	0
1999	7	1	0	7	1	0
2000	4	4	0	3	5	0
2001	3	5	0	3	5	0
2002	3	5	0	3	5	0
2003	5	3	0	0	8	0
2004	4	4	0	5	3	0
2005	6	2	0	6	2	0
2006	6	2	0	2	6	0
2007	6	2	0	5	3	0
2008	2	6	0	3	5	0
2009	5	3	0	2	6	0
2010	5	3	0	3	5	0
2011	4	4	0	1	7	0
2012	1	7	0	1	7	0
2013	1	7	0	3	5	0
TOTALS	85	67	0	59	93	0

LARGEST COMEBACKS IN HISTORY

The Jaguars have won 11 regular season games and one postseason game after trailing by double-digits:

LARGEST COMEBACK WINS

15 points, 11/24/96 at BAL, trailed 25-10 4th quarter, won 28-25 OT
 14 points, 11/10/96 vs. BAL, trailed 17-3 3rd quarter, won 30-27
 14 points, 12/13/99 vs. DEN, trailed 14-0 1st quarter, won 27-24
 14 points, 12/11/11 vs. TB, trailed 14-0 2nd quarter, won 41-14
 13 points, 11/09/03 vs. IND, trailed 20-7 at half, won 28-23
 12 points, 09/27/98 at TEN, trailed 19-7 2nd quarter, won 27-22
 11 points, 10/13/96 vs. NYJ, trailed 14-3 2nd quarter, won 21-1
 11 points, 11/30/97 vs. BAL, trailed 14-3 2nd quarter, won 29-27
 11 points, 09/23/12 at IND, trailed 14-3 at half, won 22-17
 10 points, 11/28/99 at BAL, trailed 10-0 1st quarter, won 30-23
 10 points, 09/10/06 vs. DAL, trailed 10-0 1st quarter, won 24-17

LARGEST COMEBACK WINS, POSTSEASON

12 points, 01/04/97 at DEN, trailed 12-0 1st quarter, won 30-27

JAGUARS VS. NFC OPPONENTS

The Jaguars own a 35-40 mark against the NFC, including a 24-13 mark at home. The Jaguars were 0-4 against NFC opponents in 2013 with losses at Seattle, at St. Louis, vs. San Francisco and vs. Arizona. Here's a look at the Jaguars' record in interconference play since 1995:

YEAR	DIVISION	OVERALL	HOME	AWAY
1995	NFC Central	0-4	0-2	0-2
1996	NFC West	2-2	2-0	0-2
1997	NFC East	2-2	2-0	0-2
1998	NFC Central	3-1	2-0	1-1
1999	NFC West	4-0	2-0	2-0
2000	NFC East	2-2	1-1	1-1
2001	NFC Central	1-2	0-1	1-1
2002	NFC East	2-2	2-0	0-2
2003	NFC South	2-2	2-0	0-2
2004	NFC North	3-1	2-0	1-1
2005	NFC West	3-1	2-0	1-1
2006	NFC East	3-1	2-0	1-1
2007	NFC South	3-1	2-0	1-1
2008	NFC North	2-2	1-1	1-1
2009	NFC West	1-3	1-1	0-2
2010	NFC East	1-3	0-2	1-1
2011	NFC South	1-3	1-1	0-2
2012	NFC North	0-4	0-2	0-2
2013	NFC West	0-4	0-2	0-2
TOTALS		35-40	24-13	11-27

JAGUARS VS. AFC SOUTH

YEAR	HOU	IND	TEN	TOTAL
2002	1-1	0-2	0-2	1-5
2003	1-1	1-1	0-2	2-4
2004	0-2	1-1	1-1	2-4
2005	2-0	0-2	2-0	4-2
2006	0-2	1-1	1-1	2-4
2007	1-1	0-2	1-1	2-4
2008	1-1	1-1	0-2	2-4
2009	2-0	0-2	1-1	3-3
2010	1-1	1-1	1-1	3-3
2011	0-2	2-0	1-1	3-3
2012	0-2	1-1	1-1	2-4
2013	2-0	0-2	1-1	3-3
TOTALS	11-13	8-16	10-14	29-43

JAGUARS VS. AFC CENTRAL (1995-2001)

YEAR	BAL	CIN	CLE	HOU	TEN	PIT	TOTAL
1995	—	0-2	2-0	1-1	—	1-1	4-4
1996	2-0	1-1	—	1-1	—	1-1	5-3
1997	2-0	1-1	—	—	2-0	1-1	6-2
1998	2-0	2-0	—	—	1-1	1-1	6-2
1999	2-0	2-0	2-0	—	0-2	2-0	8-2
2000	0-2	1-1	2-0	—	1-1	1-1	5-5
2001	0-2	2-0	1-1	—	1-1	1-1	5-5
TOTALS	8-4	9-5	7-1	2-2	5-5	8-6	39-23

EXTREME CONDITIONS

WARMEST GAMES

TEMP	DATE	OPPONENT	W/L	SCORE
90	Sept. 12, 2010	vs. Denver	W	24-17
89	Sept. 26, 2010	vs. Philadelphia	L	3-28
88	Oct. 7, 2012	vs. Chicago	L	3-41
88	Sept. 16, 2007	vs. Atlanta	W	13-7
88	Sept. 6, 1998	at Chicago	W	24-23
88	Sept. 20, 1998	at Tennessee	W	27-22
87	Sept. 8, 1996	vs. Houston	L	27-34
87	Sept. 29, 2002	vs. New York Jets	W	28-3
87	Oct. 6, 2002	vs. Philadelphia	W	28-25
87	Sept. 14, 2008	vs. Buffalo	L	16-20
87	Sept. 11, 2011	vs. Tennessee	W	16-14

COLDEST GAMES

TEMP	DATE	OPPONENT	W/L	SCORE
9	Dec. 17, 2000	at Cincinnati	L	14-17
12	Dec. 19, 2004	at Green Bay	W	28-25
16	Jan. 3, 2010	at Cleveland	L	17-23
19	Dec. 7, 2008	at Chicago	L	10-23
23	Dec. 23, 2000	at New York Giants	L	25-28
24	Jan. 7, 2006	at New England	L	3-28
25	Dec. 14, 2003	at New England	L	13-27
26	Jan. 10, 1999 *	at New York Jets	L	24-34
27	Jan. 12, 1997 *	at New England	L	6-20
28	Dec. 4, 2005	at Cleveland	W	20-14

* Playoff game / all degrees in fahrenheit



RB MAURICE JONES-DREW NOTES



JONES-DREW 2013 GAME-BY-GAME

DATE	GAME	RUSHING					RECEIVING				
		NO	YDS	AVG	LG	TD	NO	YDS	AVG	LG	TD
09/08	vs. Kansas City	15	45	3.0	10	0	0	0	0.0	0	0
09/15	at Oakland	10	27	2.7	8	0	1	1	1.0	1	0
09/22	at Seattle	19	43	2.3	8	1	2	19	9.5	11	0
09/29	vs. Indianapolis	13	23	1.8	6	0	1	5	5.0	5	0
10/06	at St. Louis	17	70	4.1	20	0	2	16	8.0	10	0
10/13	at Denver	20	71	3.4	28	1	2	3	1.5	4	0
10/20	vs. San Diego	9	37	4.1	11	0	2	19	9.5	12	0
10/27	vs. San Francisco	19	75	3.9	30	0	6	47	7.8	11	0
BYE WEEK											
11/10	at Tennessee	21	41	2.0	12	1	4	33	8.3	17	0
11/17	vs. Arizona	14	23	1.6	9	1	4	12	3.0	7	0
11/24	at Houston	14	84	6.0	44	1	6	60	10.0	15	0
12/01	at Cleveland	23	77	3.3	18	0	2	4	2.0	4	0
12/05	vs. Houston	14	103	7.4	48	0	2	20	10.0	15	0
12/15	vs. Buffalo	INACTIVE -- Hamstring Injury									
12/22	vs. Tennessee	13	45	3.5	11	0	4	24	6.0	10	0
12/29	at Indianapolis	13	39	3.0	6	0	5	51	10.2	14	0
2013 TOTALS		234	803	3.4	48	5	43	314	7.3	17	0

JONES-DREW CAREER STATISTICS

RUSHING		GP/GS	NO	YDS	AVG	LG	TD
2006	Jacksonville	16/1	166	941	5.7	*74t	*13
2007	Jacksonville	15/0	167	768	4.6	57t	*9
2008	Jacksonville	16/3	*197	*824	4.2	46t	*12
2009	Jacksonville	16/16	*312	*1,391	4.5	*80t	@15
2010	Jacksonville	14/14	*299	*1,324	4.4	37	*5
2011	Jacksonville	16/16	*343	*1,606	4.7	*56	*8
2012	Jacksonville	6/5	86	*414	4.8	59t	1
2013	Jacksonville	15/15	234	803	3.4	48	5
NFL totals: 8 years		114/70	1,804	8,071	4.5	80t	@68

RECEIVING		GP/GS	NO	YDS	AVG	LG	TD
2006	Jacksonville	16/1	46	436	9.5	*51t	2
2007	Jacksonville	15/0	40	407	10.2	43	0
2008	Jacksonville	16/3	62	565	9.1	26	2
2009	Jacksonville	16/16	53	374	7.1	19	1
2010	Jacksonville	14/14	34	317	9.3	*75	2
2011	Jacksonville	16/16	43	374	8.7	48	3
2012	Jacksonville	6/5	14	86	6.1	13	1
2013	Jacksonville	15/15	43	314	7.3	17	0
NFL totals: 8 years		114/70	335	2,873	8.6	75	11

* Team Leader // @ Team Record

TOP 10 ACTIVE RUSHERS IN THE NFL

Jones-Drew ranks fifth among active rushers in the NFL with 8,071 rushing yards through 114 career games.

RANK	NAME	TEAM	YRS.	ATT.	YDS	TD
1)	Steven Jackson	ATL	10	2,553	10,681	62
2)	Adrian Peterson	MIN	7	2,033	10,115	86
3)	Frank Gore	SF	9	2,187	9,967	60
4)	Willis McGahee	CLE	10	2,095	8,474	65
5)	Maurice Jones-Drew	JAX	8	1,804	8,071	68
6)	Chris Johnson	TEN	6	1,742	7,965	50
7)	Marshawn Lynch	SEA	7	1,753	7,389	58
8)	Matt Forte	CHI	6	1,551	6,666	35
9)	DeAngelo Williams	CAR	8	1,370	6,627	46
10)	Ray Rice	BAL	6	1,430	6,180	37

20+ CARRIES EQUALS SUCCESS

Maurice Jones-Drew has recorded 20-plus carries in 36 of 114 career games and the Jaguars own a 23-13 record in those games. He has produced 90-plus rushing yards in 26 of the 36 games with 20-plus carries. He has three career games with 30 or more rushes.

MJD CAREER RUSHING TOTALS

	NO	YDS	AVG	LG	TD	10+
Home	881	3,754	4.3	74	37	86
Away	923	4,317	4.7	80	31	115
1st half	907	4,230	4.7	80	38	111
2nd half/OT	897	3,841	4.3	79	30	90
Carries 1-5	555	2,721	4.9	80	19	71
Carries 6-10	496	2,320	4.7	74	25	58
Carries 11-15	365	1,531	4.2	59	13	38
Carries 16-20	237	937	4.0	56	3	22
Carries 21-25	118	408	3.5	30	5	8
Carries 26-30	29	109	3.8	11	3	3
Carries 31+	4	45	11.3	37	0	1
In wins	868	4,069	4.7	61	42	97
In losses	936	4,002	4.3	80	26	104

MOJO BY THE MONTH

Eighth-year RB Maurice Jones-Drew has shown a propensity to increase his production throughout the season. Below is a look at Jones-Drew's statistics across the different months:

MONTH	GAMES	RUSHING TOTALS	AVERAGE PER GAME	TDS	100-YARD GAMES
Sept.	27	397-1,680	62.2	9	5
Oct.	30	463-1,974	65.8	18	6
Nov.	26	397-1,867	71.8	25	7
Dec./Jan.	31	547-2,550	82.3	16	9

MJD'S 100-YARD RUSHING GAMES

DATE	OPPONENT	NO	YDS	AVG	LG	TD
09/24/06	at Indianapolis	13	103	7.9	26	0
12/10/06	vs. Indianapolis	15	166	11.1	48t	2
12/24/06	vs. New England	19	131	6.9	74t	2
10/14/07	vs. Houston	12	125	10.4	57t	2
11/11/07	at Tennessee	19	101	5.3	30	1
09/21/08	at Indianapolis	19	107	5.6	18	1
10/12/08	at Denver	22	125	5.7	46t	2
09/27/09	at Houston	23	119	5.2	61t	3
10/18/09	vs. St. Louis	33	133	4.0	26	3
11/01/09	at Tennessee	8	177	22.1	80t	2
11/15/09	at New York Jets	24	123	5.1	33t	1
12/17/09	vs. Indianapolis	27	110	4.1	14	1
10/03/10	vs. Indianapolis	26	105	4.0	14	1
10/31/10	at Dallas	27	135	5.0	24	0
11/14/10	vs. Houston	24	100	4.2	15	2
11/21/10	vs. Cleveland	23	133	5.8	22	1
11/28/10	at New York Giants	21	113	5.4	23	0
12/05/10	at Tennessee	31	186	6.0	37	0
12/12/10	vs. Oakland	23	101	4.4	30t	1
09/25/11	at Carolina	24	122	5.1	39	0
10/24/11	vs. Baltimore	30	105	3.5	12	0
11/13/11	at Indianapolis	25	114	4.6	15	1
12/15/11	at Atlanta	17	112	6.6	43	0
12/24/11	at Tennessee	24	103	4.3	21	1
01/01/12	vs. Indianapolis	25	169	6.8	56	0
09/23/12	at Indianapolis	28	177	6.3	59t	1
12/05/13	vs. Houston	14	103	7.4	48	0

MJD'S SINGLE-GAME CAREER HIGHS

RUSHING ATTEMPTS:	33 (10/18/09 vs. St. Louis)
RUSHING YARDS:	186 (12/15/10 at Tennessee)
LONGEST RUSH:	80t (11/1/09 at Tennessee)
RUSHING TOUCHDOWNS:	3 (3 times)
	Last 10/18/09 vs. St. Louis)
LONGEST RUSHING TOUCHDOWN:	80t (11/1/09 at Tennessee)
RECEPTIONS:	9 (11/23/08 vs. Minnesota)
RECEIVING YARDS:	113 (11/23/08 vs. Minnesota)
LONGEST RECEPTION:	75 (11/21/10 vs. Cleveland)
RECEIVING TOUCHDOWNS:	2 (12/11/11 vs. Tampa Bay)
ALL-PURPOSE YARDS:	303 (12/10/06 vs. Indianapolis)



RB MAURICE JONES-DREW NOTES



JONES-DREW VS. THE NFL

OPPONENT	GAMES		RUSHING			100-YARD		RECEIVING				
	VS.	ATT	YDS	AVG	LG	TD	GAMES	NO	YDS	AVG	LG	TD
Arizona	2	27	89	3.3	36	1	0	8	29	3.6	6	0
Atlanta	2	28	143	5.1	43	0	1	2	11	6.5	10	0
Baltimore	2	53	183	3.5	23	0	1	3	9	3.0	10	0
Buffalo	5	69	255	3.7	24	4	0	16	115	7.2	28	0
Carolina	2	35	146	4.2	39	0	1	5	66	13.2	24	0
Chicago	2	24	111	4.6	27	0	0	8	50	6.3	19	1
Cincinnati	3	42	156	3.7	25	2	0	7	71	10.1	16	0
Cleveland	5	95	408	4.3	30	2	1	13	147	11.3	75	0
Dallas	2	29	143	4.9	24	0	1	2	13	6.5	10	0
Denver	4	80	331	4.1	46t	3	1	9	59	6.6	12	0
Detroit	1	11	70	6.4	16	3	0	2	21	10.5	15	0
Green Bay	1	12	48	4.0	15	1	0	4	22	5.5	14	1
Houston	13	189	931	4.9	61t	11	4	43	434	10.1	31	1
Indianapolis	15	284	1,451	5.1	59t	10	8	46	392	8.5	26	3
Kansas City	5	81	317	3.9	21	3	0	15	157	10.5	29	1
Miami	2	23	105	4.6	32	2	0	2	24	12.0	17	0
Minnesota	2	22	81	3.7	11	0	0	12	131	10.9	24	0
New England	2	37	194	5.2	74t	2	1	9	76	8.4	17	0
New Orleans	2	16	112	7.0	41	0	0	3	34	11.3	22	0
New York Giants	2	30	158	5.3	23	1	1	6	25	4.2	9	0
New York Jets	3	55	270	4.9	33t	3	1	5	41	8.2	19	0
Oakland	4	45	178	4.0	30t	2	1	10	116	11.6	43	0
Philadelphia	2	43	165	3.8	17	0	0	5	21	4.2	10	0
Pittsburgh	4	41	176	4.3	20	1	0	15	67	4.5	10	0
San Diego	4	53	198	3.7	17	1	0	10	131	13.1	48	0
San Francisco	2	34	150	4.4	30	0	0	11	82	7.5	17	0
Seattle	2	31	77	2.5	18	1	0	7	42	6.0	11	0
St. Louis	2	50	203	4.1	26	3	1	7	61	8.7	16	0
Tampa Bay	2	37	133	3.6	21	2	0	8	65	8.1In	17	2
Tennessee	14	225	1,086	4.8	80t	10	4	39	308	7.9	37	0
Washington	1	3	3	1.0	2	0	0	3	53	17.7	51t	1
TOTALS	114	1,804	8,071	4.5	80t	68	27	335	2,873	8.6	75	11

MJD'S FRANCHISE RECORDS

Maurice Jones-Drew owns the franchise records for touchdowns (81) and rushing touchdowns (68). Jones-Drew ranks second in team history in rushing yards (8,071), third in yards from scrimmage (10,944) and second in all-purpose yards (13,131).

JAGUARS MOST CAREER TDS

RK	PLAYER, YEARS	TDS
1.	Maurice Jones-Drew, 2006-13	81
2.	Fred Taylor, 1998-2008	70
3.	Jimmy Smith, 1995-2005	69

JAGUARS MOST CAREER RUSHING TDS

RK	PLAYER, YEARS	TDS
1.	Maurice Jones-Drew, 2006-13	68
2.	Fred Taylor, 1998-2008	62
3.	James Stewart, 1995-99	33

JAGUARS CAREER RUSHING LEADERS

RK	PLAYER, YEARS	YARDS	ATT
1.	Fred Taylor, 1998-2008	11,271	2,428
2.	Maurice Jones-Drew, 2006-13	8,071	1,804
3.	James Stewart, 1995-99	2,951	765

JAGUARS CAREER YARDS FROM SCRIMMAGE LEADERS

RK	PLAYER, YEARS	YARDS	GAMES
1.	Fred Taylor, 1998-2008	13,632	140
2.	Jimmy Smith, 1995-2005	12,286	171
3.	Maurice Jones-Drew, 2006-13	10,944	114

TOUCHDOWN MACHINE

Maurice Jones-Drew owns the franchise record with 81 career touchdowns (68 rushing, 11 receiving, 2 kickoff returns) in 114 career games, the fourth-most among active players.

NFL MOST TOUCHDOWNS AMONG ACTIVE PLAYERS

RK	PLAYER	TDs	GAMES
1.	Adrian Peterson	91	103
2.	Larry Fitzgerald	87	156
	Antonio Gates	87	163
4.	Maurice Jones-Drew	81	114

NFL MOST RUSHING TOUCHDOWNS AMONG ACTIVE PLAYERS

RK	PLAYER	TDs	GAMES
1.	Adrian Peterson	86	103
2.	Maurice Jones-Drew	68	114
3.	Willis McGahee	65	142
4.	Steven Jackson	62	143
5.	Frank Gore	60	132

MJD RUSHING VS. AFC SOUTH (2009-13)

MJD'S RUSHING TOTALS IN DIVISION GAMES FROM 2009-13

DATE		ATT	YDS	AVG	LG	TD
09/13/09	vs. Ind.	21	97	4.6	26	1
09/27/09	at Hou.	23	119	5.2	61t	3
10/04/09	vs. Ten.	6	14	2.3	9t	1
11/01/09	at Ten.	8	177	22.1	80t	2
12/06/09	vs. Hou.	24	76	3.2	15	0
12/17/09	vs. Ind.	27	110	4.1	14	1
10/03/10	vs. Ind.	26	105	4.0	14	1
10/18/10	vs. Ten.	17	57	3.4	11	0
11/14/10	vs. Hou.	24	100	4.2	15	2
12/05/10	at Ten.	31	186	6.0	37	0
12/19/10	at Ind.	15	46	3.1	12	0
09/11/11	vs. Ten.	24	97	4.0	21t	1
10/30/11	at Hou.	18	63	3.5	10	1
11/13/11	at Ind.	25	114	4.6	15	1
11/27/11	vs. Hou.	18	99	5.5	29	0
12/24/11	at Ten.	24	103	4.3	21	1
01/01/12	vs. Ind.	25	169	6.8	56	0
09/16/12	vs. Hou.	12	60	5.0	17	0
09/23/12	vs. Ind.	28	177	6.3	59t	1
09/29/13	vs. Ind.	13	28	1.8	6	0
11/10/13	at Ten.	21	41	2.0	12	1
11/24/13	at Hou.	14	84	6.0	44	1
12/05/13	vs. Hou.	14	103	7.4	48	0
12/22/13	vs. Ten.	13	45	3.5	11	0
12/29/13	at Ind.	13	39	3.0	6	0
TOTALS		484	2,309	4.8	80t	18
<i>Average</i>		<i>19.4</i>	<i>92.4</i>	<i>4.8</i>	<i>80t</i>	<i>.72</i>



RB MAURICE JONES-DREW NOTES



MJD AS A PASSING THREAT

Maurice Jones-Drew holds the franchise record for receptions (335) and receiving touchdowns (11) by a running back.

JONES-DREW'S MOST SINGLE-GAME RECEIVING YARDS

DATE	OPPONENT	YARDS (REC)
11/23/08	vs. Minnesota	113 (9)
12/23/07	vs. Oakland	96 (6)
12/ 5/11	vs. San Diego	91 (6)
11/21/10	vs. Cleveland	87 (3)

JAGUARS MOST CAREER RECEPTIONS (Running Backs)

RK	PLAYER, YEARS	REC.
1.	Maurice Jones-Drew, 2006-13	335
2.	Fred Taylor, 1998-2008	286
3.	James Stewart, 1995-99	119

JAGUARS MOST CAREER RECEIVING TDS (Running Backs)

RK	PLAYER, YEARS	TDs
1.	Maurice Jones-Drew, 2006-13	11
2.	Fred Taylor, 1998-2008	8
3.	James Stewart, 1995-99	5

JAGUARS MOST CAREER RECEPTIONS OF 25-PLUS YARDS (Running Backs)

RK	PLAYER, YEARS	25-Plus Receptions
1.	Maurice Jones-Drew, 2006-13	12
2.	Fred Taylor, 1998-2008	11
3.	James Stewart, 1995-99	4

JONES-DREW'S IMPACT

There is no denying the success of the Jaguars in the win/loss column is usually related to the performance of **Maurice Jones-Drew**. *Here's a look at how the Jaguars stand when Jones-Drew achieves certain milestones:*

When Jones-Drew rushes for 100-plus yards	19-8
When Jones-Drew has 20-plus carries	23-13
When Jones-Drew has 30-plus carries	3-0
When Jones-Drew has multiple touchdowns	11-4

MAKING IT LOOK EASY

In Week 14 vs. Houston on Thursday Night Football, eighth-year RB **Maurice Jones-Drew** rushed for 103 yards on 14 carries, including a season-long 48-yard rush. *Below is a look at the longest rushes of Jones-Drew's career:*

JONES-DREW'S LONGEST CAREER RUSHES

DATE	OPPONENT	RUSH
11/01/09	at Tennessee	80t
11/01/09	at Tennessee	79t
12/24/06	vs. New England	74t
09/27/09	at Houston	61t
09/23/12	at Indianapolis	59t
10/14/07	vs. Houston	57t
01/01/12	vs. Indianapolis	56
10/07/07	at Kansas City	52t

JAGUARS MOST CAREER RUSHES OF 10-PLUS YARDS

RK	PLAYER, YEARS	10-PLUS RUSHES
1.	Fred Taylor, 1998-2008	326
2.	Maurice Jones-Drew, 2006-13	201
3.	Mark Brunell, 1995-2003	84

RUN MOJO RUN

In Week 14 vs. Houston on Thursday Night Football, eighth-year RB **Maurice Jones-Drew** rushed for 103 yards on 14 carries, the 27th 100-yard rushing game of his career and only 100-yard performance in 2013. *Below is a look at Jones-Drew's top rushing performances and top yards from scrimmage in his 114-game career:*

JONES-DREW'S TOP RUSHING GAMES

DATE	OPPONENT	YARDS (RUSHES)
12/05/10	at Tennessee	186 (31)
11/01/09	at Tennessee	177 (8)
09/23/12	at Indianapolis	177 (28)
01/01/12	vs. Indianapolis	169 (25)
12/10/06	vs. Indianapolis	166 (15)

JONES-DREW'S TOP YARDS FROM SCRIMMAGE GAMES

DATE	OPPONENT	YARDS
11/21/10	vs. Cleveland	220 (133 rush, 87 rec.)
09/23/12	at Indianapolis	193 (177 rush, 16 rec.)
12/05/10	at Tennessee	190 (186 rush, 4 rec.)
12/05/11	vs. San Diego	188 (97 rush, 91 rec.)
10/14/07	vs. Houston	184 (125 rush, 59 rec.)
12/10/06	vs. Indianapolis	181 (166 rush, 15 rec.)

JONES-DREW IN NFL HISTORY

RB **Maurice Jones-Drew** ranks tied-30th in NFL history with 68 rushing TDs and ranks 45th with 8,071 rushing yards. He needs 11 rushing yards to move past Larry Csonka into 43rd place and needs 102 rushing yards to move past Priest Holmes into 42nd place.

Below is a look at where Jones-Drew ranks among the NFL's best RBs of all-time.

RK	PLAYER (YEARS)	RUSHING TDs	GAMES
30.	Thomas Jones (2000-2011)	68	180
	Eddie George (1996-2004)	68	141
	Maurice Jones-Drew (2006-2013)	68	114
33.	Fred Taylor (1998-2010)	66	153
	Michael Turner (2004-2012)	66	134
	Ricky Williams (1999-2011)	66	147
RK	PLAYER (YEARS)	RUSHING YARDS	GAMES
43.	Larry Csonka (1968-79)	8,081	146
44.	Freeman McNeil (1981-1992)	8,074	144
45.	Maurice Jones-Drew (2006-2013)	8,071	114
46.	Stephen Davis (1996-2006)	8,052	143
47.	Garrison Hearst (1993-2004)	7,966	126



RB MAURICE JONES-DREW NOTES



JAGUARS TOUCHDOWNS IN HISTORY

Here's a breakdown of who has scored the 679 touchdowns in the Jaguars' 19-year history (1995-2013):

81	RB Maurice Jones-Drew
70	RB Fred Taylor
69	WR Jimmy Smith
38	RB James Stewart
30	WR Keenan McCardell
25	TE Mercedes Lewis
20	RB Stacey Mack
18	WR Reggie Williams
17	QB David Garrard
15 (2)	WR Matt Jones, TE/WR Ernest Wilford
14 (2)	QB Mark Brunell, WR Mike Sims-Walker
13 (2)	TE Kyle Brady, FB/RB Greg Jones
12	RB Natrone Means
11 (3)	TE Damon Jones, TE Pete Mitchell, WR Cecil Shorts III
10	WR Willie Jackson
9 (2)	RB LaBrandon Toefield, TE George Wrihster
8	QB Byron Leftwich,
7 (2)	RB Rashad Jennings, WR Mike Thomas
6 (2)	WR Justin Blackmon , WR Dennis Northcutt
5	WR Alvis Whitted
4 (5)	CB Aaron Beasley, WR Troy Edwards, WR Jason Hill, TE Zach Miller, RB Montell Owens
3 (7)	WR Reggie Barlow, WR Ernest Givins, RB Elvis Joseph, CB Rashean Mathis, RB Alvin Pearman, WR Cedric Tillman
	RB Jordan Todman
2 (15)	WR Mike Brown , RB Vaughn Dunbar, RB Chris Fuamatu-Ma'afala, QB Quinn Gray, WR Cortez Hankton, TE Clay Harbor WR Matthew Hatchette, S Chris Hudson, WR Patrick Johnson, WR Kevin Lockett, WR Andre Rison, WR Bobby Shaw, CB Mickey Washington, RB Derrick Wimbush, WR Chastin West
1 (49)	RB David Allen, TE Richard Angulo, LB Akin Ayodele, RB Tavian Banks, S Ainsley Battles, CB Will Blackmon DE Tony Brackens, WR John Broussard, TE Derek Brown, FB Ryan Christopherson, TE Colin Cloherty, DT Nate Collins, CB Jason Craft, WR Jarret Dillard, S Donovan Darius, FB Marc Edwards, CB Aaron Glenn, FB Ty Hallock, CB Mike Harris, QB Chad Henne, RB Chris Howard, WR Desmond Howard, WR Nate Hughes, LB Clint Ingram, RB Anthony Johnson, WR Kevin Johnson, QB Rob Johnson, TB Brian Jones, RB Randy Jordan, WR Jermaine Lewis, RB Frank Moreau, TE Danny Noble , WR Kassim Osgood, LB Mike Peterson, LB Paul Posluszny , TE Zach Potter, WR Jerry Porter, QB Jonathan Quinn, WR Ace Sanders , FB Daimon Shelton, WR Jordan Shipley, LB Daryl Smith, WR R. Jay Soward, KR Michael Spurlock, CB Scott Starks, RB Shyrone Stith, WR Kerry Taylor , OT Guy Whimper, WR Troy Williamson, CB Ashton Youboty

Bold Indicates 2013 Touchdown

MJD ON THE ROAD

Eighth-year RB **Maurice Jones-Drew** has been very efficient on the road in his career. He has rushed for 100-plus yards on 27 occasions and 15 of those games have come on the road (9-6 record). Below is a look at his 100-yard rushing games on the road:

DATE	VS.	W/L	RUSHING STATS					
			NO	YDS	AVG.	LG	TD	10+
12/05/10	@TEN	W	31	186	6.0	37	0	5
11/01/09	@TEN	L	8	177	22.1	80t	2	2
09/23/12	@IND	W	28	177	6.3	59t	1	2
10/31/10	@DAL	W	27	135	5.0	24	0	4
10/12/08	@DEN	W	22	125	5.7	46t	2	2
11/15/09	@NYJ	W	24	123	5.1	33t	1	3
09/25/11	@CAR	L	24	122	5.1	39	0	3
09/27/09	@HOU	W	23	119	5.2	61t	3	2
11/13/11	@IND	W	25	114	4.6	15	1	3
11/28/10	@NYG	L	21	113	5.4	23	0	4
12/15/11	@ATL	L	17	112	6.6	43	0	3
09/21/08	@IND	W	19	107	5.6	18	1	5
09/24/06	@IND	L	13	103	7.9	26	0	4
12/24/11	@TEN	L	24	103	4.3	21	1	4
11/11/07	@TEN	W	19	101	5.3	30	1	3
15 Games:		9-6	325	1,917	5.9	80t	13	49

ELITE COMPANY

RB **Maurice Jones-Drew** has served as the lead running back since the beginning of the 2009 season and three of those seasons were highlighted by invitations to the Pro Bowl (2009-11). Jones-Drew ranks fifth in the NFL in rushing yards per game (82.7 avg) and eighth in yards from scrimmage (7,003) since 2009.

NFL HIGHEST RUSHING YARDS PER GAME 2009-13

RK	PLAYER, TEAM	RUSH YDS AVG.
1.	Adrian Peterson, Minnesota	96.1
2.	Arian Foster, Houston	85.8
3.	Jamaal Charles, Kansas City	85.4
4.	Chris Johnson, Tennessee	84.2
5.	Maurice Jones-Drew, Jacksonville	82.7

NFL MOST YARDS FROM SCRIMMAGE 2009-13

RK	PLAYER, TEAM	YARDS	GAMES
1.	Ray Rice, Baltimore	8,487	79
2.	Chris Johnson, Tennessee	8,480	80
3.	Adrian Peterson, Minnesota	8,318	73
4.	Matt Forte, Chicago	7,870	75
5.	LeSean McCoy, Philadelphia	7,600	74
6.	Calvin Johnson, Detroit	7,357	75
7.	Jamaal Charles, Kansas City	7,169	64
7.	Maurice Jones-Drew, Jacksonville	7,003	67

APPROACHING ALL-PURPOSE RECORD

Maurice Jones-Drew eclipsed 13,000 career all-purpose yards in Week 16 vs. Tennessee, joining Fred Taylor as the only players in franchise history to accomplish the feat.

Jones-Drew has amassed 13,131 yards in 114 games with 8,071 yards on the ground, 2,873 receiving yards and 2,187 return yards. He needs 502 all-purpose yards (rushing, receiving, returning) to pass Taylor and become the franchise leader.

JAGUARS CAREER ALL-PURPOSE YARDS LEADERS

RK	PLAYER, YEARS	YARDS	GAMES
1.	Fred Taylor, 1998-2008	13,632	140
2.	Maurice Jones-Drew, 2006-13	13,131	113
3.	Jimmy Smith, 1995-2005	12,875	171

JAGUARS ALL-PURPOSE YARDS LEADERS

In 2013, eighth-year RB **Maurice Jones-Drew** led the team with 1,117 all-purpose yards (803 rushing, 314 receiving), the seventh time he's amassed 1,000-plus all-purpose yards (only exception was 2012 when he missed 10 games with a foot injury).

2013 JAGUARS ALL-PURPOSE YARDS LEADERS

RK.	NAME	RUSH YDS	REC. RDS	KOR YDS	PR YDS	ALL-PURPOSE YDS
1.	Maurice Jones-Drew	803	314	0	0	1,117
2.	Jordan Todman	256	116	712	0	1,084
3.	Cecil Shorts III	0	777	0	0	777
4.	Ace Sanders	4	484	75	140	703
5.	Mike Brown	0	446	0	0	446



JAGUARS OFFENSIVE NOTES



LEWIS OWNS JAGUARS TE RECORDS

Eighth-year TE **Mercedes Lewis** led the Jaguars with four TD receptions in 2013 and caught 25 passes for 359 yards (14.4 yards/rec.). Lewis owns the top career marks by a Jaguars tight end for receptions (297), receiving yards (3,583) and receptions of 25-plus yards (31).

JAGUARS MOST CAREER TDS AMONG TIGHT ENDS

RK	PLAYER, YEARS	TDS
1.	Mercedes Lewis, 2006-13	25
2.	Kyle Brady, 1999-2006	13
3.	Damon Jones, 1997-2001 Pete Mitchell, 1995-2002	11

JAGUARS MOST CAREER RECEIVING YARDS

RK	PLAYER, YEARS	YARDS (Rec.)
1.	Jimmy Smith, 1995-2005 (WR)	12,287 (862)
2.	Keenan McCardell, 1996-2001 (WR)	6,393 (499)
3.	Mercedes Lewis, 2006-13 (TE)	3,583 (297)
4.	Maurice Jones-Drew, 2006-13 (RB)	2,873 (335)
5.	Kyle Brady, 1999-2006 (TE)	2,500 (241)

JAGUARS CAREER RECEIVING LEADERS

RK	PLAYER, YEARS	REC (YARDS)
1.	Jimmy Smith, 1995-2005	862 (12,287)
2.	Keenan McCardell, 1996-2001	499 (6,393)
3.	Maurice Jones-Drew, 2006-13	335 (2,873)
4.	Mercedes Lewis, 2006-13	297 (3,583)
5.	Fred Taylor, 1998-2008	286 (2,361)

JAGUARS CAREER LEADERS IN 25-PLUS YARDS RECEPTIONS

RK	PLAYER, YEARS	REC
1.	Jimmy Smith, 1995-2005	104
2.	Keenan McCardell, 1996-2001	40
3.	Mercedes Lewis, 2006-13	31
4.	Ernest Wilford, 2002-10	22
5.	Reggie Williams, 2004-08	18

BLACKMON DOMINATES IN DENVER

Second-year WR **Justin Blackmon** returned from suspension in Week 5 at St. Louis and he showed his immediate impact by catching five passes for 136 yards (27.2 yards/rec). The following week, Blackmon caught 14 passes for 190 yards (13.6 yards/rec.) in Week 6 at Denver. Blackmon was suspended indefinitely on November 1, 2013.

Below is a look at where Blackmon's performance ranks among the NFL this season and in Jaguars history:

MOST RECEPTIONS IN A SINGLE GAME IN 2013 -- NFL

RK	PLAYER, TEAM	DATE	OPPONENT	RECS
1.	Justin Blackmon, JAX	10/13/13	DEN	14
	Josh Gordon, CLE	11/24/13	PIT	14
	Calvin Johnson, DET	10/27/13	DAL	14

MOST RECEPTIONS IN A SINGLE GAME IN JAGUARS HISTORY

RK	PLAYER	DATE	OPPONENT	RECS
1.	Keenan McCardell	10/20/96	STL	16
2.	Jimmy Smith	09/10/00	BAL	15
3.	Justin Blackmon	10/13/13	DEN	14
	Jimmy Smith	01/02/00	CIN	14

SANDERS AMONG JAGUARS BEST ROOKIES

Rookie WR/PR **Ace Sanders** was selected in the fourth round (101st overall) of the 2013 NFL Draft out of South Carolina. Sanders finished the 2013 season with 51 receptions for 484 yards (9.5 yards/rec.) and one TD (he also threw a TD pass to RB **Jordan Todman**). Sanders' 51 receptions are the second-most by a rookie in Jaguars history, trailing **Justin Blackmon's** 64 receptions in 2012.

RECEPTIONS BY A JAGUARS ROOKIE

RK	PLAYER, YEAR	RECEPTIONS	REC. YARDS
1.	Justin Blackmon, 2012	64	865
2.	Ace Sanders, 2013	51	484
3.	Mike Thomas, 2009	48	453
4.	Maurice Jones-Drew, 2006	46	436
5.	Fred Taylor, 1998	44	421
6.	Pete Mitchell, 1995	41	527

ROOKIE WR RECEPTION LEADERS IN 2013

RK	PLAYER, TEAM	RECEPTIONS	REC. YARDS
1.	Keenan Allen, SD	71	1,046
2.	DeAndre Hopkins, HOU	52	802
3.	Ace Sanders, JAX	51	484
4.	Marlon Brown, BAL	49	524
5.	Cordarrelle Patterson, MIN	45	469

JAGUARS WRs: 100 & 10 CLUB

In 2013, third-year WR **Cecil Shorts III** led the team with 66 receptions for 777 yards (11.8 yards/rec.) and three TDs. With his TD reception in Week 13 at Cleveland, Shorts became the seventh wide receiver in team history to register 100-plus receptions and 10-plus TDs in their career with Jacksonville.

Below is a look at the seven players to achieve the feat:

NAME (YEARS)	REC.	TDS
Jimmy Smith (1995-2005)	862	67
Keenan McCardell (1996-2001)	499	30
Reggie Williams (2004-2008)	189	18
Matt Jones (2005-2008)	171	15
Mike Sims-Walker (2008-2011)	123	14
Cecil Shorts III (2011-2013)	123	11
Willie Jackson (1995-1997)	103	10

FIRST CAREER RECEPTIONS

In 2013, 17 different players made a reception for the Jaguars (21 different players made a reception for the Jaguars in 2012). Of the 17 players to catch a pass for the Jaguars in 2013, seven players made their first career reception. *Below is a look at the seven players who made their first career receptions in 2013:*

PLAYER	NFL EXPERIENCE	POSITION	DATE OF 1ST RECEPTION
Mike Brown	1	WR	09/08/13
Jeremy Ebert	1	WR	09/15/13
Brad Meester	14	C	12/22/13
Danny Noble	2	TE	11/17/13
Ace Sanders	R	WR	09/08/13
Lamaar Thomas	R	WR	12/22/13



JAGUARS OFFENSIVE NOTES



TODMAN MAKES HIS FIRST START

First-year RB **Jordan Todman** made his first career start in Week 15 vs. Buffalo, replacing an injured **Maurice Jones-Drew** (hamstring), and rushed for a career-high 109 yards on 25 carries. He added a career-high four catches for 44 yards and finished with 153 yards from scrimmage. He had runs of 33 and 16 yards and a reception of 30 yards. He entered the game with 43 carries for 138 yards and eight catches for 55 yards through the first 13 games.

Below is a look at a few notable performances by Jaguars running backs making their first career starts:

JAGUARS RUNNING BACK	NUMBER OF RUSHES	RUSHING YARDS	RUSH AVG.	RUSH TDs
Jordan Todman (12/13/13)	25	109	4.4	0
Maurice Jones-Drew (12/24/06)	19	131	6.9	2
Fred Taylor (9/27/98)	25	116	4.6	1

AIRING IT OUT

In their first season with Offensive Coordinator **Jedd Fisch** calling the plays, the Jaguars set a franchise record with 592 passing attempts. Sixth-year QB **Chad Henne** completed 305 of 503 passes, third-year QB **Blaine Gabbert** completed 42 of 86 passes, rookie WR **Ace Sanders** completed his only pass attempt, eighth-year RB **Maurice Jones-Drew** completed his only pass attempt and rookie **Denard Robinson** threw an incompletion on his only pass attempt. *Below is a look at where the Jaguars' 592 pass attempts and 349 completions rank in franchise history:*

MOST PASSING ATTEMPTS (TEAM) -- Season

592	2013
586	2012
557	1996
545	2000

MOST PASS COMPLETIONS (TEAM) -- Season

353	1996
349	2013
335	2008

MOST RECEPTIONS (TEAM) -- Season

353	1996
349	2013
335	2008
333	2000

MOST RECEPTIONS (TEAM) -- Game

37	10/20/96 at St. Louis
36	10/10/04 at San Diego
30	12/29/13 at Indianapolis
30	10/15/95 vs. Chicago

LEWIS CATCHES A TD IN THREE STRAIGHT

In Week 15 vs. Buffalo, eighth-year TE **Mercedes Lewis** led the Jaguars with a season-high 54 yards on four receptions with one touchdown. Lewis hooked up with QB **Chad Henne** for a 13-yard touchdown in the fourth quarter, his third straight game with a touchdown reception. It marked the first time in Lewis' career that he caught a touchdown pass in three consecutive games. With 297 career receptions, only **Jimmy Smith** (1995-2005, 862 receptions), **Keenan McCardell** (1996-2001, 499 receptions) and **Maurice Jones-Drew** (2006-present, 326 receptions) have caught more passes in Jaguars history than Lewis. Lewis ranks third in team history in receiving yards (3,583) and fourth in career receptions (297).

QB BLAINE GABBERT'S CAREER STATS

PASSING	GP/GS	ATT	CMP	YDS	PCT	TD	INT	LG	RTG
2011 JAX	15/14	413	210	2,214	50.8	12	11	74t	65.4
2012 JAX	10/10	278	162	1,662	58.0	9	6	80t	77.4
2013 JAX	3/3	86	42	481	48.8	1	7	67t	36.0
NFL Totals:	28/27	777	414	4,357	53.3	22	24	80t	66.4

RUSHING	GP/GS	NO	YDS	AVG	LG	TD
2011 JAX	15/14	48	98	2.0	12	0
2012 JAX	10/10	18	56	3.1	10	0
2013 JAX	3/3	9	32	3.6	7	0
NFL Totals:	28/27	77	186	2.4	12	0

SACKED-YARDS: 2011: 40-293; 2012: 22-158; 2013: 12-67; Total: 74-508

GABBERT'S SINGLE-GAME CAREER HIGHS

Touchdowns:	2 (four times), last: vs. DET (11/04/12)
Long Pass:	80td, at IND (09/23/12)
25+ Passes:	3, vs. HOU (11/27/11)
Passing First Downs:	14, at GB (10/28/12)
Completions:	27 (two times), last: vs. DET (11/04/12)
Attempts:	49, at GB (10/28/12)
Passing Yards:	303, at GB (10/28/11)
Rushing Attempts:	6 (two times), last: vs. SD (12/05/11)
Rushing Yards:	19 (two times), last: vs. CIN (09/30/12)
Longest Rush:	12, vs. NO (10/02/11)

HENNE ECLIPSES 3,000 PASSING YARDS

Sixth-year QB **Chad Henne** finished the 2013 season completing 305 of his 503 passes for 3,241 yards, 13 TDs and 14 INTs. It was Henne's (60.6, 2013) third time completing over 60% of his passes in a season (60.8, 2009; 61.4, 2010) and second time throwing for 3,000-plus passing yards (3,301, 2010; 3,241, 2013) in a single season. It was the first 3,000-yard passing performance by a Jaguars QB since **David Garrard** threw for 3,597 yards in 2009. *Below is a look at the passing yards leader for the Jaguars dating back to 2009:*

YEAR	NAME	ATT	CMP	PCT	YDS
2013	Chad Henne	503	305	60.6	3,241
2012	Chad Henne	308	166	53.9	2,084
2011	Blaine Gabbert	413	210	50.8	2,214
2010	David Garrard	366	236	64.5	2,734
2009	David Garrard	516	314	60.9	3,597



MEESTER ANNOUNCES RETIREMENT



MEESTER IN THE RECORD BOOKS

On Wednesday, December 18th, 14th-year center **Brad Meester** announced that he was retiring from the Jaguars at the culmination of the season. Meester holds the franchise records for games played (209) and started (209) and became the first player to play 14 seasons with the club. He is the only player to play for all five head coaches in franchise history (Tom Coughlin, Jack Del Rio, Mel Tucker, Mike Mularkey and Gus Bradley). Meester and New England's **Tom Brady** were the only non-specialists who finished the 2013 campaign following 14 straight seasons with a single team.

Here's a look at where Meester stands in the Jaguars record book:

JAGUARS MOST SEASONS

RK	PLAYER, YEARS	SEASONS
1.	Brad Meester, 2000-13	14
2.	Fred Taylor, 1998-2008	11
	Jimmy Smith, 1995-2005	11
4.	Rob Meier, 2000-09	10
	Rashean Mathis, 2003-12	10
	Josh Scobee, 2004-13	10

JAGUARS MOST GAMES PLAYED

RK	PLAYER, YEARS	GAMES PLAYED
1.	Brad Meester, 2000-13	209
2.	Jimmy Smith, 1995-2005	171
3.	Josh Scobee, 2004-13	152
4.	Fred Taylor, 1998-2008	140
5.	Rob Meier, 2000-09	138
6.	Rashean Mathis, 2003-12	137
7.	Joe Zelenka, 2001-08	128
8.	Daryl Smith, 2004-12	126
9.	John Henderson, 2002-09	124
10.	Mark Brunell, 1995-2003	120
	Kyle Brady, 1999-2006	120
	Mercedes Lewis, 2006-13	120

JAGUARS MOST CAREER STARTS

RK	PLAYER, YEARS	STARTS
1.	Brad Meester, 2000-13	209
2.	Jimmy Smith, 1995-2005	150
3.	Fred Taylor, 1998-2008	136
4.	Rashean Mathis, 2003-12	129
5.	Daryl Smith, 2004-12	124
6.	John Henderson, 2002-09	120
7.	Mark Brunell, 1995-2003	117
8.	Donovin Darius, 1998-2006	115
9.	Kyle Brady, 1999-2006	110
10.	Mercedes Lewis, 2006-13	106

JAGUARS MOST CONSECUTIVE STARTS

RK	PLAYER	STARTS
1.	Brad Meester (9/3/00 through 12/4/05)	92
2.	Brad Meester (10/26/08 through 12/29/13)	90
3.	Rashean Mathis (9/7/03 through 11/25/07)	74
4.	Marcus Stroud (9/8/02 through 10/1/06)	68
	Vince Manuwai (11/30/03 through 12/23/07)	68
6.	Maurice Williams (9/7/03 through 12/31/06)	64
	Tyson Alualu (9/12/10 through present)	64
8.	Chris Naeole (9/8/02 through 12/24/05)	63
9.	Uche Nwaneri (10/4/09 through 12/23/12)	60
10.	Kevin Hardy (12/21/97 through 11/18/01)	58

WHAT THEY'RE SAYING

(On Brad Meester retiring – **General Manager Dave Caldwell**) “I told Brad yesterday (12/30/2013), I think he is what every pro should aspire to be. He’s a complete pro, he’s a great guy, he’s good in the community, good in the locker room and has made the most out of his talent. I think if you want to have a professional career you should try to have one like Brad Meester.”

(How important is it to have a guy like Brad Meester that’s been around so long? – **Head Coach Gus Bradley**) “It’s very important because that’s another voice in the locker room. We have guys like that on our team and he was one on the offensive side. It’s really important. I think when I first met Brad he was kind of quiet and reserved and now that’s not the case. I think it just takes a while for him to get comfortable, or maybe the environment has allowed him to feel more comfortable. Whatever the case is, we talked out on the field today, we talked today before the meeting and it’s just a really good relationship and for me that’s what coaching is all about, to develop those types of relationships and know they’ll continue even after he’s done playing.”

(On his feelings after cleaning out his locker for the last time – **Brad Meester**) “It’s an emotional day. It’s my last day in the locker room, last day at my locker. Just started cleaning it out and decided to take the nameplate off. I want to be able to take it home, put it up so my kids can have it. But it’s an emotional time knowing it’s my last day here.”

(On when the last time he cleaned out his locker was – **Brad Meester**) “Long time. We always clean it out at the end of the year. I always clean it out but I leave stuff in there because I know I’m coming back to it. I’m actually cleaning it out for the last time, I’m taking everything out of it, taking it with me. It’s going to be hard knowing that that locker will be somebody else’s now; I’ve had it for quite a while.”

(On how he thinks former Jaguars head coach and current New York Giants head coach Tom Coughlin would feel about the way his career played out – **Brad Meester**) “I hope he would be very proud of the way I played it because I always try to play this game in a way that would make him proud, and that’s to play this game to the best of your ability, and always do it the right way. He always said, good things happen to good people and to play this game the right way, taking pride in what you do. I hope that would make him proud, the way I approached this game. I tried to do the right thing every day and just give it my best. He always told us to remember where you come from, always be humble. I hope that I’ve done that, I hope that I’ve been able to show that to the guys in the locker room, no matter how long you play you always have to be humble, you have to remember where you came from. That was big for him. I hope I’ve been able to show that to the guys in that locker room, and I hope they can take something from that.”

(On his first career reception on Dec. 22, 2013 – **Brad Meester**) “It was pretty awesome to almost score today. We came in on Wednesday and started installing stuff, started going through the playbook, found it in there. Deep in there was a fake-five-week o-line screen to Brad and I was like, no, there’s no way. I thought it meant for (LT) Cameron Bradfield or something, no way it was meant for me. But he (offensive coordinator Jedd Fisch) asked me if I wanted to do it and I said yeah, I’d love the opportunity to do it. I was a little nervous about it, I had never played any other position besides inside, never caught a ball. We worked it all week, we worked it three or four times. I really wasn’t certain if it would work because we did do a whole presentation ten minutes before we went out there and then I reported at an eligible position and thought, oh man they are going to pick up on this. They didn’t pick up on it, I was open and I got a few yards. I would have loved to have scored though.”



DE JASON BABIN NOTES



PROVEN PASS RUSHER

The Jaguars claimed 10th-year DE **Jason Babin** off waivers from Philadelphia on 11/28/12 and he started the final five games of the 2012 season, producing 1.5 sacks, two forced fumbles, four tackles for loss and eight quarterback pressures. In 2013, Babin led the Jaguars with 7.5 sacks and totaled 40 tackles (30 solo), including 10 tackles for a loss. Babin started all 16 games in 2013 for the fourth straight time in his career.

The two-time (2010-11) Pro Bowl selection has played in 130 games with 90 starts over his 10 seasons and has spent time with Houston (2004-06), Seattle (2007-08), Kansas City (2008), Tennessee (2010) and Philadelphia (2009, 2011-12) before joining the Jaguars at the end of the 2012 season. He was a first-round draft pick of the Texans in 2004, the 27th pick overall. His career totals include 62.5 sacks, 14 forced fumbles and three fumble recoveries. Babin started the first 11 games of the 2012 season for the Eagles and totaled 32 tackles (24 solo), 5.5 sacks, 30 quarterback pressures and two forced fumbles. His 5.5 sacks led the Eagles and he had a sack in three of his last four games played.

With a sack against Kansas City's Alex Smith in the 2013 season opener, Babin recorded his fourth consecutive season with an opening game sack.

SEASON	TEAM	SACKS	GAMES/STARTS
2004	Houston	4.0	16/16
2005	Houston	4.0	12/ 3
2006	Houston	5.0	15/ 3
2007	Seattle	0.0	2/ 0
2008	Seattle/K.C.	2.0	9/ 4
2009	Philadelphia	2.5	12/0
2010	Tennessee	12.5	16/16
2011	Philadelphia	18.0	16/16
2012	Phi./Jax.	7.0	16/16
2013	Jacksonville	7.5	16/16
TOTALS		62.5	130/90

JASON BABIN: 35 QBS SACKED

Jason Babin has a sack against 26 of 31 teams played (has never played against Tampa Bay). The only teams he has never recorded a sack against are the Baltimore Ravens, Buffalo Bills, Chicago Bears, Green Bay Packers and Philadelphia Eagles.

Babin has sacked 35 different quarterbacks with his 62.5 career sacks. *Here's the list:*

Alex Smith (6.0), Tony Romo (5.0), Mark Sanchez (4.0), David Garrard (3.0), Matt Schaub (3.0), Matt Moore (3.0), Eli Manning (2.5), Brandon Weeden (2.5), Tarvaris Jackson (2.0), Jason Campbell (2.0), Philip Rivers (2.0), Sam Bradford (2.0), Ryan Fitzpatrick (2.0), Peyton Manning (2.0), Kevin Kolb (1.5), Kyle Orton (1.5), Andrew Luck (1.0), Carson Palmer (1.0), Russell Wilson (1.0), Drew Brees (1.0), Robert Griffin III (1.0), Joey Harrington (1.0), Daunte Culpepper (1.0), Chad Pennington (1.0), Kurt Warner (1.0), John Navarre (1.0), Aaron Brooks (1.0), Tom Brady (1.0), Dennis Dixon (1.0), Case Keenum (1.0), Donovan McNabb (1.0), Matt Ryan (1.0), Cam Newton (1.0), Matt Cassel (1.0), Ryan Tannehill (0.5)

AMONG THE NFL'S TOP PASS RUSHERS

Jason Babin ranks sixth in the NFL with 45.0 sacks since 2010. Babin registered 12.5 sacks in 2010 with Tennessee and produced a career-high 18.0 sacks in 2011 with Philadelphia which ranked third in the NFL. In 2013, Babin led the Jaguars with 7.5 sacks, his fourth straight season with seven-plus sacks.

Here's is where Babin ranks since 2010:

NFL MOST SACKS FROM 2010-13

RK	PLAYER, TEAM	SACKS
1.	Jared Allen, Minnesota	56.5
2.	DeMarcus Ware, Dallas	52.5
3.	Robert Mathis, Indianapolis	48.0
4.	Tamba Hali, Kansas City	46.5
5.	Cameron Wake, Miami	46.0
6.	Jason Babin, Tenn., Phi., Jax.	45.0

BABIN'S MULTI-SACK GAMES

10th-year DE **Jason Babin** has 14 career multi-sack games including three career games with three sacks. Here's the list:

SACKS	DATE	OPPONENT
3.0	12/18/11	vs. New York Jets
3.0	10/02/11	vs. San Francisco
3.0	12/11/11	at Miami
2.0	12/01/11	at Seattle
2.0	10/30/11	vs. Dallas
2.0	09/11/11	at St. Louis
2.0	12/19/10	vs. Houston
2.0	10/10/10	at Dallas
2.0	11/12/06	at Jacksonville
2.0	01/01/06	at San Francisco
2.0	12/18/05	at Arizona
1.5	12/01/13	at Cleveland
1.5	09/23/12	at Arizona
1.5	09/19/10	vs. Denver

BABIN'S REGULAR SEASON STATISTICS

		GP/GS	TKL	SOLO	ASST	ST	SACKS	FF	FR	INT
2004	Houston	16/16	76	51	25	1	4.0	0	2	0
2005	Houston	12/3	45	29	16	0	4.0	2	0	0
2006	Houston	15/3	25	19	6	1	5.0	0	0	0
2007	Seattle	2/0	0	0	0	0	0	0	0	0
2008	Seattle	2/0	1	1	0	0	0	0	0	0
	Kansas City	7/4	30	29	1	0	2.0	0	0	0
2009	Philadelphia	12/0	20	13	7	1	2.5	0	0	0
2010	Tennessee	16/16	93	56	37	0	12.5	2	0	0
2011	Philadelphia	16/16	63	37	26	0	18.0	3	0	0
2012	Philadelphia	11/11	32	24	8	0	5.5	2	0	0
	Jacksonville	5/5	17	8	9	0	1.5	2	1	0
2013	Jacksonville	16/16	40	30	10	0	7.5	3	0	0
NFL totals: 10 yrs		130/90	442	297	145	3	62.5	14	3	0



JAGUARS DEFENSIVE NOTES



POSLUSZNY FINISHES 2ND IN NFL

Seventh-year LB **Paul Posluszny** led the team with 161 tackles (121 solo) and finished second in the NFL, trailing only Cincinnati's **Vontaze Burfict** (171 tackles). Since joining the Jaguars in 2011, Posluszny has led the team in tackles in each season and broke the single-season tackles record with 231 tackles in 2012. Posluszny has registered double-digit tackles in 36 of 47 games as a Jaguar, including nine of 15 games in 2013. Posluszny, who missed Week 10 vs. Arizona with a concussion suffered the previous week in the team's first victory over Tennessee, was the only player in the top 20 in tackles who didn't play all 16 games in 2013. *Below is a look at the top tacklers in the NFL from the 2013 season:*

2013 NFL LEADERS IN TOTAL TACKLES

RK.	NAME (TEAM)	TOTAL TACKLES	SOLO TACKLES	ASSISTED TACKLES
1.	Vontaze Burfict (CIN)	171	114	57
2.	Paul Posluszny (JAX)	161	121	40
3.	Kiko Alonso (BUF)	159	87	72
4.	Luke Kuechly (CAR)	156	93	63
5.	NaVorro Bowman (SF)	143	118	25
	LaVonte David (TB)	143	105	38

POSLUSZNY HEADED TO HAWAII

On Monday, January 20, the NFL announced that Jacksonville's **Paul Posluszny** and Kansas City's **Derrick Johnson** would replace San Francisco's **NaVorro Bowman** (injury) and **Patrick Willis** (injury) as inside linebackers in the 2014 NFL Pro Bowl on January 26, 2014 at Aloha Stadium in Honolulu, HI.

JAGUARS ALL-TIME PRO BOWL SELECTIONS

Starters CAPITALIZED / (* did not play due to injury)

Number in parentheses shows player's number of Pro Bowls as a Jaguar.

- 1996 — OT Tony Boselli
QB Mark Brunell
WR Keenan McCardell
- 1997 — P BRYAN BARKER
OT TONY BOSELLI (2)
QB Mark Brunell (2)
PK MIKE HOLLIS
WR Jimmy Smith
- 1998 — OT TONY BOSELLI (3)
WR JIMMY SMITH (2)
- 1999 — OT TONY BOSELLI (4)*
DE TONY BRACKENS
QB Mark Brunell (3)
LB KEVIN HARDY
S CARNELL LAKE
OT Leon Searcy
WR JIMMY SMITH (3)
- 2000 — OT TONY BOSELLI (5)*
WR Jimmy Smith (4)
- 2001 — WR Jimmy Smith (5)*
DT Gary Walker
- 2002 — P Chris Hanson
- 2003 — DT MARCUS STROUD
- 2004 — DT MARCUS STROUD (2)
DT John Henderson
- 2005 — DT MARCUS STROUD (3)
- 2006 — CB RASHEAN MATHIS*
DT John Henderson (2)
- 2007 — RB Fred Taylor
- 2009 — QB David Garrard
RB Maurice Jones-Drew
- 2010 — RB MAURICE JONES-DREW* (2)
TE Mercedes Lewis
ST Montell Owens
- 2011 — RB MAURICE JONES-DREW (3)
ST Montell Owens (2)
- 2013 — LB **Paul Posluszny**

CONSECUTIVE STARTS AMONG NFL DEFENSIVE ENDS

Fourth-year DE **Tyson Alualu** and 10th-year DE **Jason Babin** have both started 64 consecutive games, tied for the fourth-longest active streak in the NFL.

CONSECUTIVE REGULAR SEASON GAMES STARTED BY A DEFENSIVE END

Current streak

RANK	NAME	TEAM	CONSEC. GS
1.	Jared Allen	Minnesota	110
2.	Julius Peppers	Chicago	70
3.	Chris Long	St. Louis	67
4.	Tyson Alualu Jason Babin	Jacksonville Jacksonville	64 64
5.	J.J. Watt	Houston	48

DEFENSE STOPS THE RUN IN WEEK 11

In Week 11 vs. Arizona, the Jaguars defense held the Cardinals to 14 rushing yards on 24 carries, the second-best performance in team history (Jaguars defense held the Chiefs to 10 yards rushing on 10 carries on 10/07/2007). *Below is a look at the top five defensive performances against the run.*

DATE	OPPONENT	W/L	RUSHES	RUSHING YDS
10/07/07	Kansas City	W	10	10
11/17/13	Arizona	L	24	14
11/20/06	New York Giants	W	14	25
09/18/06	Pittsburgh	W	14	26
12/23/01	Minnesota	W	14	28

POSLUSZNY NAMED AFC DEFENSIVE POTW

Seventh-year LB **Paul Posluszny**, the captain of the Jacksonville defense, made eight tackles (five solo), forced a fumble and recovered a fumble in the Jaguars first win of the 2013 campaign en route to being named the AFC Defensive Player of the Week for Week 10. Posluszny's forced fumble came on the first play of the game when Titans RB **Chris Johnson** ran to the right side for four yards before Posluszny knocked the ball free and fell on it to set up a **Maurice Jones-Drew** six-yard TD run three plays later. It was Posluszny's first time winning the award and the first time by a Jaguars defender since former LB **Daryl Smith** in 2010 (Week 1).

J.T. THOMAS' SAFETY IN WEEK ONE

In Week 1 vs. Kansas City, third-year LB **J.T. Thomas** blocked Chiefs' P **Dustin Colquitt's** punt on the first defensive possession of the year for the Jaguars. The ball went out of the end zone for a safety, the first one recorded by a Jaguars defensive player since LB **Daryl Smith** against the Bears on December 12, 2004. Thomas was one of 15 defensive players in the NFL to register a safety this season.

Below is the list in alphabetical order:

John Abraham	Arizona Cardinals
Calais Campbell	Arizona Cardinals
Trent Cole	Philadelphia Eagles
LaVonte David	Tampa Bay Buccaneers
Nick Fairley	Detroit Lions
Jermaine Kearse	Seattle Seahawks
Corey Lemonier	San Francisco 49ers
Robert Mathis	Indianapolis Colts
Joe Mays	Houston Texans
Cory Redding	Indianapolis Colts
Eugene Sims	St. Louis Rams
Ndamukong Suh	Detroit Lions
J. T. Thomas	Jacksonville Jaguars
Cedric Thornton	Philadelphia Eagles
Cameron Wake	Miami Dolphins



K JOSH SCOBEE NOTES



SCOBEE BREAKING RECORDS

In 2012, 10th-year K **Josh Scobee** set franchise records for most career field goals and points and tied Mike Hollis for the franchise record for consecutive field goals made with 20. In 2013, Scobee made 92.0-percent (23/25) of his field goals, tied for the second-best field goal percentage of his career. Scobee finished the 2013 season with a team-high 91 points and extended his franchise record to 939 points. In his career, Scobee has made 215 of 265 FGs (81.13%) for 645 points and has made 294 of 299 PATs (98.32%) for 939 total points.

MOST CAREER FIELD GOALS IN JAGUARS HISTORY

RK	PLAYER, YEARS	FGs
1.	Josh Scobee, 2004-13	215 (265 attempts)
2.	Mike Hollis, 1995-2001	175 (217 attempts)

MOST POINTS IN JAGUARS HISTORY

RK	PLAYER, YEARS	POINTS
1.	Josh Scobee, 2004-13	939
2.	Mike Hollis, 1995-2001	764
3.	Fred Taylor, 1998-2008	424

JAGUARS HIGHEST CAREER FIELD GOAL PERCENTAGE

RK	PLAYER, YEARS	PCT.
1.	Josh Scobee, 2004-13	81.13 (215 of 265)
2.	Mike Hollis, 1995-2001	80.65 (175 of 217)

MR. CLUTCH

Josh Scobee has seven career game-winning field goals including three against the division rival Colts. Scobee connected on a franchise-record 59-yard field goal as time expired to give the Jaguars a win over the Colts in week four of the 2010 season. The 59-yard field goal was the third-longest game-ending field goal in NFL history.

LONGEST GAME-ENDING FIELD GOALS IN NFL HISTORY

PLAYER	DATE	RESULT	FG
Tom Dempsey, N.O.	11/8/70 at Det.	W, 19-17	63
Matt Bryant, T.B.	10/22/06 vs. Phi.	W, 23-21	62
Josh Scobee, Jax.	10/3/10 vs. Ind.	W, 31-28	59

SCOBEE'S CAREER GAME-WINNING FIELD GOALS

DATE	OPPONENT	FG	TIME	FINAL
10/24/04	at Indianapolis	53	0:38	27-24
1/5/08	at Pittsburgh	25	0:37	31-29
9/21/08	at Indianapolis	51	0:04	23-21
9/28/08	vs. Houston	37	11:25 (OT)	30-27
10/18/09	vs. St. Louis	36	8:00 (OT)	23-20
11/15/09	at New York Jets	21	0:03	24-22
10/ 3/10	vs. Indianapolis	59	0:05	31-28

CONSISTENCY COUNTS

Josh Scobee connected on 92.0 percent of his field goals (23 of 25) in 2013, tied for the second-highest percentage in team history and tied for the highest of his career.

JAGUARS SINGLE-SEASON HIGHEST FIELD GOAL PERCENTAGE

RK	PLAYER, SEASON	PCT.	FGs
1.	Mike Hollis, 2000	92.3	24 of 26
2.	Josh Scobee, 2013	92.0	23 of 25
	Josh Scobee, 2011	92.0	23 of 25
4.	Josh Scobee, 2012	89.3	25 of 28
5.	Mike Hollis, 1997	83.1	31 of 36
6.	Mike Hollis, 1996	83.3	30 of 36

CONNECTING FROM DEEP

Josh Scobee has connected on 23 of 36 field goals (63.9 pct.) in his career from 50-plus yards and was four-for-five in 2013 (53-yarder in Week 4 vs. Indianapolis, 50-yarder in Week 6 at Denver, 53-yarder in Week 12 at Houston and 55-yarder in Week 15 vs. Buffalo). His only miss from beyond 50 yards was a 60-yard attempt Week 11 vs. Arizona.

Below is a look at Scobee's franchise-record 23 FGs from 50-plus yards:

DATE	OPPONENT	FG	FINAL
10/24/04	at Indianapolis	53	W, 27-24
10/09/05	vs. Cincinnati	51	W, 23-20
10/09/05	vs. Cincinnati	53	W, 23-20
09/14/08	vs. Buffalo	50	L, 16-20
09/21/08	at Indianapolis	51	W, 23-21
10/26/08	vs. Cleveland	53	L, 17-23
11/02/08	at Cincinnati	52	L, 19-21
09/27/09	at Houston	52	W, 31-24
10/04/09	vs. Tennessee	50	W, 37-27
12/06/09	vs. Houston	51	W, 23-18
12/17/09	vs. Indianapolis	50	L, 31-35
09/26/10	vs. Philadelphia	51	L, 3-28
10/03/10	vs. Indianapolis	59	W, 31-28
09/18/11	at New York Jets	55	L, 3-32
09/25/11	at Carolina	53	L, 10-16
10/24/11	vs. Baltimore	54	W, 12-7
10/24/11	vs. Baltimore	54	W, 12-7
10/24/11	vs. Baltimore	51	W, 12-7
10/21/12	at Oakland	50	L, 23-26 (OT)
09/29/13	vs. Indianapolis	53	L, 3-37
10/13/13	at Denver	50	L, 19-35
11/24/13	at Houston	53	W, 13-6
12/16/13	vs. Buffalo	55	L, 20-27

SCOBEE AMONG NFL IRONMEN

10-year veteran K **Josh Scobee** has played in a team-high 103 consecutive games for the Jaguars, dating back to the 2007 regular season. Scobee's streak of 103 games ranks fourth among active NFL kickers and second on the Jaguars all-time list. *Below is the list:*

MOST CONSECUTIVE GAMES PLAYED -- Active NFL Kickers

PLAYER	TEAM	CONSEC. GP
1. Rob Bironas	TEN	144
2. David Akers	DET	137
3. Mason Crosby	GB	112
4. Josh Scobee	JAX	103
5. Jay Feely	ARZ	95

MOST CONSECUTIVE GAMES PLAYED -- JAGUARS HISTORY

PLAYER	CONSEC. GP	YEARS
1. Joe Zelenka	128	2001-08
2. Josh Scobee	103	2007-13
3. Bryan Barker	96	1995-2000
4. Brad Meester	92	2000-05
5. Brad Meester	90	2008-13

SCOBEE AT THE TOP

Josh Scobee owns the record for the five longest field goals in team history including a 59-yard field goal on 11/3/10 vs. Indianapolis.

LONGEST FIELD GOALS IN JAGUARS HISTORY

FG	PLAYER	GAME
59	Josh Scobee	10/3/10 vs. Indianapolis
55	Josh Scobee	12/15/13 vs. Buffalo
55	Josh Scobee	9/18/11 at New York Jets
54	Josh Scobee	10/24/11 vs. Baltimore
54	Josh Scobee	10/24/11 vs. Baltimore



SPECIAL TEAMS NOTES



RETURNING INTO THE RECORD BOOKS

In 2013, first-year RB **Jordan Todman** assumed the role as the primary kick return specialist, returning 26 kickoffs for 712 yards (27.4 yards/return), the second-highest single season average in franchise history (minimum of 20 KORs). *Below is a look at where Todman's 27.4-yard kick return average ranks in Jaguars history:*

JAGUARS ALL-TIME HIGHEST AVERAGE PER KICKOFF RETURN Season (minimum 20 returns)

RANK	RET AVG.	PLAYER (SEASON)
1.	27.7	Maurice Jones-Drew (2006), 31 for 860 yards
2.	27.4	Jordan Todman (2013), 26 for 712 yards
3.	26.2	Maurice Jones-Drew (2007), 31 for 811 yards
4.	25.0	Deji Karim (2010), 50 for 1,248 yards
5.	24.9	Reggie Barlow (1998), 30 for 747 yards

JAGUARS ALL-TIME HIGHEST KICKOFF RETURN AVERAGE (TEAM) Season

RANK	RET AVG.	SEASON (RETURNS FOR YARDS)
1.	25.9	2013 (41 for 1,060 yards)
2.	23.9	2005 (50 for 1,197 yards)
3.	23.8	2010 (80 for 1,903 yards)
4.	23.2	2006 (49 for 1,136 yards)
5.	22.7	2007 (49 for 1,110 yards)
6.	22.7	2008 (74 for 1,678 yards)

JAGUARS SPECIAL TEAMS TDS

In 19 seasons, the Jaguars have scored 21 touchdowns on special teams in the regular season and one in the playoffs:

DATE	OPPONENT	PLAYER	SCORE
12/03/95	at DEN	Jimmy Smith	blocked punt recovered in end zone
12/03/95	at DEN	Jimmy Smith	89-yard kickoff return
12/01/96	vs. CIN	Mickey Washington	65-yard blocked field goal return
09/22/97	vs. PIT	Chris Hudson	58-yard blocked field goal return
12/07/97	vs. N.E.	Reggie Barlow	92-yard kickoff return
12/27/97*	at DEN	Travis Davis	29-yard blocked punt return
09/13/98	vs. K.C.	Reggie Barlow	85-yard punt return
11/01/98	at BAL	Alvis Whitted	24-yard blocked punt return
11/12/99	vs. S.F.	Jason Craft	23-yard fumble return
11/21/99	vs. N.O.	Reggie Barlow	74-yard punt return
12/26/99	at TEN	Alvis Whitted	98-yard kickoff return
11/18/01	at PIT	Elvis Joseph	95-yard kickoff return
10/06/02	vs. PHI	Bobby Shaw	69-yard punt return
11/27/05	at ARI	Derrick Wimbush	91-yard kickoff return
12/10/06	vs. IND	Maurice Jones-Drew	93-yard kickoff return
11/04/07	at N.O.	Maurice Jones-Drew	100-yard kickoff return
09/28/08	vs. HOU	Montell Owens	41-yard run (on fake punt)
11/02/08	at CIN	Montell Owens	18-yard fumble return
12/19/10	at IND	Mike Thomas	78-yard punt return
12/11/11	vs. T.B.	Colin Cloherty	8-yard fumble return
12/15/11	at ATL	Zach Potter	46-yard blocked punt return
12/30/12	at TEN	Mike Harris	19-yard blocked punt return

* Playoff game

ANGER LEADS THE NFL IN PUNTS

Second-year P **Bryan Anger** punted 95 times for 4,338 yards in 2013. Anger's 95 punts and 4,338 yards were both season-highs in the NFL in 2013. Anger broke his own franchise record for punts and his 4,338 punting yards fell just short of the record he set in 2012 (4,353). *Below is a look at where Anger ranked in the NFL in 2013 and in Jaguars history:*

2013 NFL PUNTING YARDS LEADERS

RK.	PLAYER	TEAM	PUNTING YARDS
1.	Bryan Anger	Jacksonville	4,338
2.	Steve Weatherford	New York Giants	4,271
3.	Shane Lechler	Houston	4,189
4.	Brandon Fields	Miami	4,150

JAGUARS ALL-TIME SINGLE-SEASON PUNTING YARDS LEADERS

RK.	PLAYER	YEAR	PUNTING YARDS
1.	Bryan Anger	2012	4,353
2.	Bryan Anger	2013	4,338
3.	Bryan Barker	1998	3,824
4.	Chris Hanson	2004	3,592

2013 NFL PUNTS LEADERS

RK.	PLAYER	TEAM	PUNTS
1.	Bryan Anger	Jacksonville	95
2.	Steve Weatherford	New York Giants	91
3.	Sam Koch	Baltimore	90
4.	Shane Lechler	Houston	88

JAGUARS ALL-TIME SINGLE-SEASON PUNTS LEADERS

RK.	PLAYER	YEAR	PUNTS
1.	Bryan Anger	2013	95
2.	Bryan Anger	2012	91
3.	Bryan Barker	1998	85
4.	Chris Hanson	2004	84

JAGUARS ALL-TIME HIGHEST PUNTING AVERAGE -- Season

RK.	PUNTING AVG.	YEAR
1.	47.3	2012 (92 punts)
2.	45.7	2013 (95 punts)
3.	45.0	1998 (85 punts)
4.	44.9	1997 (66 punts)
5.	44.2	2002 (81 punts)

JAGUARS SPECIAL TEAMS TACKLES

2013 JAGUARS SPECIAL TEAMS TACKLES

Player	Total	Solo	Asst.	Blk. Kick	FF	FR
C. Prosinski	9	7	2	1	0	0
W. Ta'ufou'ou	7	7	0	0	0	0
L. Reynolds	6	6	0	0	0	0
J. Thomas	6	6	0	1	0	0
D. McCray	5	5	0	0	0	0
J. Cyprien	5	5	0	0	0	0
N. Stupar	5	3	2	0	0	0
J. Evans	4	4	0	0	0	0
W. Guy	4	3	1	0	0	0
J. Todman	4	3	1	0	0	0
C. Tinker	3	2	1	0	0	0
C. Harbor	3	2	1	0	0	0
M. Harris	3	3	0	0	0	0
D. Noble	2	2	0	0	0	0
J. Lotulelei	2	2	0	0	1	0
A. Sanders	1	1	0	0	0	0
D. Williams	1	1	0	0	0	0
J. Scobee	1	1	0	0	0	0
B. Anger	1	1	0	0	0	0
D. Robinson	1	0	1	0	0	0
R. Allen	1	1	0	0	0	0



JAGUARS TEAM RANKINGS



YEAR-BY-YEAR STATISTICS

OFFENSE

YEAR	TOTAL PLAYS	FIRST DOWNS	RUSH YARDS	PASSING YARDS	TOTAL YARDS	TOTAL POINTS	NFL RANK T-R-P
1995	962	283	1,705	2,790	4,495	275	28-17-27
1996	1,038	325	1,650	4,110	5,760	325	2-17-1
1997	998	308	1,720	3,704	5,424	394	7-18-4
1998	989	287	2,102	3,112	5,214	392	10-5-20
1999	1,085	331	2,091	3,495	5,586	396	7-1-12
2000	1,080	318	2,032	3,658	5,690	367	7-10-9
2001	969	289	1,600	3,240	4,840	294	20-26-18
2002	959	275	2,089	2,762	4,851	328	25-10-28
2003	1,024	305	2,073	3,285	5,358	276	12-8-15
2004	991	279	1,850	3,159	5,009	261	21-16-19
2005	1,021	301	1,959	3,190	5,149	361	15T-10-19
2006	989	293	2,541	2,882	5,423	371	10-3-24
2007	1,022	328	2,391	3,328	5,719	411	7-2-17
2008	1,005	312	1,774	3,332	5,106	302	20-18-15
2009	1,010	300	2,029	3,356	5,385	290	18-10-19
2010	1,019	330	2,395	3,065	5,460	353	15-3-27
2011	1,002	251	1,970	2,179	4,149	243	32-12-32
2012	994	269	1,369	3,419	4,788	255	29-30-21
2013	1,020	271	1,260	3,441	4,701	247	31-31-22

DEFENSE

YEAR	TOTAL PLAYS	FIRST DOWNS	RUSH YARDS	PASSING YARDS	TOTAL YARDS	TOTAL POINTS	NFL RANK T-R-P
1995	1,030	320	2,003	3,512	5,515	404	21-24-17
1996	993	316	1,781	3,314	5,095	335	16-19-16
1997	1,035	318	1,734	3,504	5,238	318	23-13-24
1998	1,057	309	2,000	3,559	5,559	338	25-22-23
1999	951	248	1,444	2,890	4,334	217	4-6-3
2000	934	252	1,685	3,160	4,845	327	12-11-14
2001	1,056	300	1,611	3,459	5,070	286	16-10-22
2002	1,042	324	2,071	3,264	5,335	315	20-25-14
2003	976	276	1,406	3,251	4,657	331	6-2-18
2004	972	290	1,777	3,357	5,134	280	11-11-16
2005	963	273	1,709	2,946	4,655	269	6-14-7
2006	978	259	1,460	3,078	4,538	274	2-4-10
2007	970	286	1,605	3,416	5,021	304	12-11-15
2008	922	289	1,709	3,586	5,295	367	17-13T-24
2009	982	307	1,863	3,774	5,637	380	23-19-27
2010	948	316	1,945	4,004	5,949	419	28-22-28
2011	979	268	1,667	3,341	5,008	329	6-9-8
2012	1,100	364	2,256	3,832	6,088	444	30-30-22
2013	1,089	353	2,108	3,962	6,070	449	27T-29-25T

(Boldface denotes team record)

WHERE THEY RANK IN THE NFL

OFFENSE

STATISTIC	VALUE	NFL
Yards/Game	293.8	31st
Yards/Play	4.61	30th
Rushing Yards/Game	78.8	31st
Rushing Yards/Play	3.33	31st
Passing Yards/Game	215.1	22nd
Passing Yards/Play	5.81	30th
Interception Rate (pct.)	3.55%	27th
Sacks/Pass Attempt (pct.)	8.45%	23rd
First Downs/Game	16.9	31st
Third Down Percentage	31.11%	32nd
Fourth Down Percentage	43.33%	20th
Red Zone Scoring Percentage	43.90%	32nd
Goal-to-Go Scoring Percentage	50.00%	32nd
Average Time of Possession	27:22	31st
Points/Game	15.4	32nd

DEFENSE

STATISTIC	VALUE	NFL
Opponents Yards/Game	379.4	T-27th
Opponents Yards/Play	5.57	23rd
Opponents Rushing Yards/Game	131.8	29th
Opponents Rushing Yards/Play	4.16	19th
Opponents Passing Yards/Game	247.6	T-25th
Opponents Passing Yards/Play	7.19	24th
Opponents Interception Rate (pct.)	2.00%	27th
Opponents Sacks/Pass Attempt (pct.)	5.63%	30th
Opponents First Downs/Game	22.1	T-28th
Opponents Third Down Percentage	42.48%	27th
Opponents Fourth Down Percentage	75.00%	T-30th
Opponents Red Zone Scoring Percentage	60.00%	23rd
Opponents Goal-to-Go Scoring Percentage	72.22%	17th
Opponents Points/Game	28.1	28th
Opponents Point Differential/Game	-12.6	32nd
Opponents Yard Differential/Game	-85.6	32nd

SPECIAL TEAMS

STATISTIC	VALUE	NFL
Punt Return Average	4.7	32nd
Kickoff Return Average	25.9	3rd
Field Goal Percentage	92.0%	8th



JAGUARS WIN IN PRIMETIME IN WEEK 14



JAGUARS IN PRIME TIME

SUNDAY NIGHT (5-6)

9/24/95 vs. Green Bay (TNT)	L	14-24
12/15/96 vs. Seattle (ESPN)	W	20-13
12/20/98 at Minnesota (ESPN)	L	10-50
11/21/99 vs. New Orleans (ESPN)	W	41-23
10/8/00 vs. Baltimore (ESPN)	L	10-15
11/19/00 at Pittsburgh (ESPN)	W	34-24
11/3/02 at New York Giants (ESPN)	L	17-24
11/30/03 vs. Tampa Bay (ESPN)	W	17-10
12/5/04 vs. Pittsburgh (ESPN)	L	16-17
10/9/05 vs. Cincinnati (ESPN)	W	23-20
10/5/08 vs. Pittsburgh (NBC)	L	21-26

THURSDAY NIGHT (2-5)

12/02/99 vs. Pittsburgh (ESPN)	W	20-6
10/18/01 vs. Buffalo (ESPN)	L	10-13
12/18/08 vs. Indianapolis (NFL Network)	L	24-31
12/17/09 vs. Indianapolis (NFL Network)	L	31-35
12/15/11 at Atlanta (NFL Network)	L	14-41
11/08/12 vs. Indianapolis (NFL Network)	L	10-27
12/05/13 vs. Houston (NFL Network)	W	27-20

MONDAY NIGHT (8-7)

9/22/97 vs. Pittsburgh (ABC)	W	30-21
10/12/98 vs. Miami (ABC)	W	28-21
12/28/98 vs. Pittsburgh (ABC)	W	21-3
10/11/99 at New York Jets (ABC)	W	16-6
12/13/99 vs. Denver (ABC)	W	27-24
9/25/00 at Indianapolis (ABC)	L	14-43
10/16/00 at Tennessee (ABC)	L	13-27
12/3/01 vs. Green Bay (ABC)	L	21-28
9/18/06 vs. Pittsburgh (ESPN)	W	9-0
11/20/06 vs. New York Giants (ESPN)	W	26-10
10/22/07 vs. Indianapolis (ESPN)	L	7-29
12/1/08 at Houston (ESPN)	L	17-30
10/18/10 vs. Tennessee (ESPN)	L	3-30
10/24/11 vs. Baltimore (ESPN)	W	12-7
12/5/11 vs. San Diego (ESPN)	L	14-38

PRIME TIME GAME-BY-GAME

The Jaguars have played in 33 nationally televised prime time games in their 19 seasons, at least one each season, with a record of 15-18.

Here's a look at the franchise's regular season prime time games:

DATE	OPPONENT	NETWORK	RESULT
09/24/95	vs. Green Bay#	TNT	L 14-24
12/15/96	vs. Seattle#	ESPN	W 20-13
09/22/97	vs. Pittsburgh	ABC	W 30-21
10/12/98	vs. Miami	ABC	W 28-21
12/20/98	at Minnesota#	ESPN	L 10-50
12/28/98	vs. Pittsburgh	ABC	W 21-3
10/11/99	at N.Y. Jets	ABC	W 16-6
11/21/99	vs. New Orleans#	ESPN	W 41-23
12/ 2/99	vs. Pittsburgh*	ESPN	W 20-6
12/13/99	vs. Denver	ABC	W 27-24
09/25/00	at Indianapolis	ABC	L 14-43
10/08/00	vs. Baltimore#	ESPN	L 10-15
10/16/00	at Tennessee	ABC	L 13-27
11/19/00	at Pittsburgh#	ESPN	W 34-24
10/18/01	vs. Buffalo*	ESPN	L 10-13
12/03/01	vs. Green Bay	ABC	L 21-28
11/03/02	at N.Y. Giants#	ESPN	L 17-24
11/30/03	vs. Tampa Bay#	ESPN	W 17-10
12/05/04	vs. Pittsburgh#	ESPN	L 16-17
10/09/05	vs. Cincinnati#	ESPN	W 23-20
09/18/06	vs. Pittsburgh	ESPN	W 9-0
11/20/06	vs. N.Y. Giants	ESPN	W 26-10
10/22/07	vs. Indianapolis	ESPN	L 7-29
10/05/08	vs. Pittsburgh#	NBC	L 21-26
12/01/08	at Houston	ESPN	L 17-30
12/18/08	vs. Indianapolis*	NFL Network	L 24-31
12/17/09	vs. Indianapolis*	NFL Network	L 31-35
10/18/10	vs. Tennessee	ESPN	L 3-30
10/24/11	vs. Baltimore	ESPN	W 12-7
12/05/11	vs. San Diego	ESPN	L 14-38
12/15/11	at Atlanta*	NFL Network	L 14-41
11/08/12	vs. Indianapolis	NFL Network	L 10-27
12/05/13	vs. Houston*	NFL Network	W 27-20

*Denotes Thursday Night Game

#Denotes Sunday Night Game

All games on ABC were Monday Night

Both games in 2006 and one game in 2007 were Monday Night

JAGUARS ON THURSDAY NIGHT

The Jaguars own a 2-5 overall record on Thursday night, including a 27-20 victory against Houston in Week 14 in Jacksonville's only prime time game of the 2013 season. The Jaguars are 1-4 all-time on NFL Network.

DATE	OPPONENT	NETWORK	RESULT
12/2/99	vs. Pittsburgh	ESPN	W 20-6
10/18/01	vs. Buffalo	ESPN	L 10-13
12/18/08	vs. Indianapolis	NFL Network	L 24-31
12/17/09	vs. Indianapolis	NFL Network	L 31-35
12/15/11	at Atlanta	NFL Network	L 14-41
11/08/12	vs. Indianapolis	NFL Network	L 10-27
12/05/13	vs. Houston	NFL Network	W 27-20

PRIME TIME YEAR-BY-YEAR

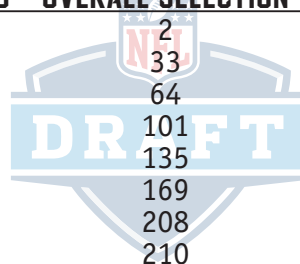
YEAR	JAGUARS RECORD	GAMES ON PRIME TIME	NETWORK
1995	4-12	1	TNT
1996	9-7	1	ESPN
1997	11-5	1	ABC
1998	11-5	3	ESPN, ABC (2)
1999	14-2	4	ESPN (2), ABC (2)
2000	7-9	4	ABC (2), ESPN (2)
2001	6-10	2	ESPN, ABC
2002	6-10	1	ESPN
2003	5-11	1	ESPN
2004	9-7	1	ESPN
2005	12-4	1	ESPN
2006	8-8	2	ESPN (2)
2007	11-5	1	ESPN
2008	5-11	3	NBC, ESPN, NFL Network
2009	7-9	1	NFL Network
2010	8-8	1	ESPN
2011	5-11	3	ESPN (2), NFL Network
2012	2-14	1	NFL Network
2013	4-12	1	NFL Network



2013 JAGUARS DRAFT CLASS



NAME	POSITION	SCHOOL	ROUND	OVERALL SELECTION	GP/GS
Luke Joeckel	OT	Texas A&M	1	27	5/5
Johnathan Cyprien	SS	Florida International	2	33	15/15
Dwayne Gratz	CB	Connecticut	3	64	10/8
Ace Sanders	WR/PR	South Carolina	4	101	15/4
Denard Robinson	WR	Michigan	5	135	16/0
Josh Evans	FS	Florida	6	169	15/11
Jeremy Harris	CB	New Mexico State	7	208	IR
Demetrius McCray	CB	Appalachian State	7	210	16/1



LUKE JOECKEL #76 - OFFENSIVE TACKLE

2013: Opened the season as the starting RT on **09/08 vs. KC** ... Started the first four games at RT before switching to LT after Eugene Monroe was traded to the Baltimore Ravens ... Started at LT on **10/06 at STL** and broke his ankle in the first quarter ... Was placed on injured reserve on October 8.



JOHNATHAN CYPRIEN #37 - SAFETY

2013: Started 15 games at SS and finished second on the team with 98 tackles (82 solo) ... Totaled one sack, six passes defended, one tackle for a loss, three quarterback pressures and two forced fumbles ... Added five special teams tackles ... Ranked fifth on the team with six passes defended ... Forced a fumble on **09/15 at OAK** and **09/22 at SEA** ... Made a career-high 12 tackles on **10/06 at STL** ... Added nine tackles (eight solo) on **12/01 at CLE** ... Registered a career-high three passes defended on **12/29 at IND** ... Intercepted the first pass of his career on Browns QB Brandon Weeden on **12/01 at CLE**.

DWAYNE GRATZ #27 - CORNERBACK

2013: Played in 10 games with eight starts ... Totaled 32 tackles (26 solo), two INTs and three passes defended ... Started the season opener at LCB and made three solo tackles on **09/08 vs. KC** before injuring his ankle ... Was inactive for five straight games with an ankle injury ... Returned to the lineup on **10/20 vs. SD** and made one solo tackle ... Saw action at CB on **10/27 vs. SF** set a career-high with five solo tackles ... Returned to the starting lineup on **11/10 at TEN** and matched his career-high with five tackles (four solo) and made his first INT ... Intercepted the second pass of his career on **12/01 at CLE**.



ACE SANDERS #18 - WIDE RECEIVER / PUNT RETURNER

2013: Played in 15 games with four starts ... Finished the season ranked second in Jaguars rookie history with 51 receptions ... Season totals include 51 receptions (87 targets) for 484 yards (9.5 yards/rec.) and one TD ... Caught 22 first-down passes and five passes of 25-plus yards ... Returned 25 punts for 140 yards (5.6 yards/return) and had 16 fair catches ... Caught a career-high eight passes on **09/29 vs. IND** ... Registered three consecutive games with 60-plus receiving yards on **11/17 vs. ARI** (61 yards), **11/24 at HOU** (61 yards) and **12/01 at CLE** (career-high 67 yards) ... Finished the season with six receptions for 50 yards on **12/29 at IND**.



DENARD ROBINSON #16 - WIDE RECEIVER

2013: Joined Demetrius McCray as the only rookies to play in all 16 games ... Served as the team's gunner on punt coverage and made one special teams tackle ... Totaled 20 rushes for 66 yards (3.3 yards/carry), including a long rush of 24 yards ... Rushed for three first downs on the season ... Began the season as the team's kick return specialist and returned two kicks for 54 yards (27.0 yards/return) on **09/22 at SEA** and returned two kicks for 34 yards (17.0 yards/return) on **09/29 vs. IND**.



JOSH EVANS #26 - SAFETY

2013: Played in 15 games with 11 starts ... Inactive on **12/05 vs. HOU** with a shoulder injury ... Finished the season with 54 tackles (43 solo), and one pass defended ... Took over at FS after Dwight Lowery left the game with a concussion and made a career-high seven tackles (three solo) on **09/22 at SEA** ... Made his first start on **09/29 vs. IND** and made five solo tackles ... Started the next eight games at FS ... Returned to action from a shoulder injury on **12/15 vs. BUF** and made three tackles ... Started the final two games of the season and made six tackles on **12/22 vs. TEN** and four tackles (three solo) on **12/29 at IND**.



JEREMY HARRIS #31 - CORNERBACK

2013: Suffered a back injury in the preseason and was placed on injured reserve on **08/25**.



DEMETRIUS MCCRAY #35 - CORNERBACK

2013: Joined Denard Robinson as the only rookies to play in all 16 games ... Made his only start of the season on **09/22 at SEA** and made a career-high five tackles (three solo) ... Played a major role on special teams and served as the teams gunner on punt coverage ... Finished tied for fifth on the team with five special teams tackles ... Made a career-high two special teams tackles on **09/15 at OAK** ... Made a career-high two passes defended on **09/22 vs. SEA**.





2014 IMPORTANT DATES



- February 2** -- Super Bowl XLVIII, MetLife Stadium, New York-New Jersey.
- February 3** -- Waiver system begins for 2014.
- February 17** -- First day for clubs to designate Franchise or Transition Players.
- February 19-25** -- NFL Scouting Combine, Lucas Oil Stadium, Indianapolis, Indiana.
- March 3** -- Prior to 4:00 p.m., New York time, deadline for clubs to designate Franchise or Transition Players.
- March 8** -- Clubs are permitted to contact, and enter into contract negotiations with, the certified agents of players who will become Unrestricted Free Agents upon the expiration of their 2013 Player Contracts at 4:00 p.m., New York time, on March 11. However, a contract cannot be executed with a new club until 4:00 p.m., New York time, on March 11.
- March 11** -- Prior to 4:00 p.m., New York time, clubs must exercise options for 2014 on all players who have option clauses in their 2013 contracts.
- March 11** -- Prior to 4:00 p.m., New York time, clubs must submit Qualifying Offers to their Restricted Free Agents with expiring contracts and to whom they desire to retain a Right of First Refusal/Compensation.
- March 11** -- Prior to 4:00 p.m., New York time, clubs must submit a Minimum Salary Tender to retain exclusive negotiating rights to their players with expiring 2013 contracts and who have fewer than three Accrued Seasons of free agency credit.
- March 11** -- Top-51 Begins. All clubs must be under the 2014 Salary Cap prior to 4:00 p.m., New York time.
- March 11** -- All 2013 player contracts will expire at 4:00 p.m., New York time.
- March 11** -- The 2014 League Year and Free Agency period begin at 4:00 p.m., New York time.

The first day of the 2014 League Year will end at 11:59:59 p.m., New York time, on March 11. clubs will receive a Personnel Notice that will include all transactions submitted to the league office during the period between 4:00 p.m., New York time, and 11:59:59 p.m., New York time, on March 11.
- March 11** -- Trading period for 2014 begins at 4:00 p.m., New York time, after expiration of all 2013 contracts.
- April 7** -- Clubs that hired a new head coach after the end of the 2013 regular season may begin offseason workout programs.
- April 21** -- Clubs with returning head coaches may begin offseason workout programs.
- May 2** -- Deadline for Restricted Free Agents to sign Offer Sheets.
- May 7** -- Deadline for Prior Club to exercise Right of First Refusal to Restricted Free Agents.
- May 8-10** -- 2014 NFL Draft, New York City, New York.
- May 19-21** -- NFL Spring League Meeting, Atlanta, Georgia.

- June 2** -- Deadline for Prior Club to send "June 1 Tender" to its unsigned Unrestricted Free Agents. If the player has not signed a Player Contract with a Club by July 22 or the first scheduled day of the first NFL training camp, whichever is later, he may negotiate or sign a Player Contract from that date until the Tuesday following the 10th week end of the regular season, at 4:00 p.m., New York time, only with his Prior Club.
- June 2** -- Deadline for Prior Club to send "June 1 Tender" to its unsigned Restricted Free Agents who received a Qualifying Offer for a Right of First Refusal Only in order for such player to be subject to the CBA's "June 15 Tender" provision.
- June 16** -- Deadline for club to withdraw Qualifying Offer to Restricted Free Agents and still retain exclusive negotiating rights by substituting "June 15 Tender" of one-year contract at 110 percent of the player's prior-year Paragraph 5 Salary (with all other terms of his prior-year contract carried forward unchanged).
- June 22-28** -- Rookie Symposium, Aurora, Ohio.
- July 15** -- At 4:00 p.m., New York time, deadline for any Club that designated a Franchise Player to sign such player to a multi-year contract or extension. After this date, the player may sign only a one-year contract with his Prior Club for the 2014 season, and such contract cannot be extended until after the Club's last regular season game.
- Mid-July** -- Clubs are permitted to open preseason training camp for Rookies and First-Year Players beginning seven days prior to the club's earliest permissible mandatory reporting date for veteran players.

Veteran players (defined as a player with at least one pension-credited season) other than quarter backs or "injured players" (as defined in CBA Article 21, Section 6) may report to a club's preseason training camp no earlier than 15 days prior to the club's first scheduled preseason game or July 15, whichever is later.

Veteran quarterbacks and injured players may be required to report to the club's preseason training camp no earlier than five days immediately prior to the mandatory reporting date for all other veteran players, provided the club has already opened (or simultaneously opens) its official preseason training camp for all Rookies and First-Year players.

A three-day acclimation period will apply to players who are on a club's roster up to and including the mandatory veteran reporting date. Players who join the roster after that date may practice (including wearing pads) and play immediately after passing a physical.
- July 22** -- Signing Period ends for Unrestricted Free Agents to whom a "June 1 Tender" was made by Prior Club. After this date and until 4:00 p.m., New York time, on the Tuesday following the 10th weekend of the regular season, Prior Club has exclusive negotiating rights. (* or the first scheduled day of the first NFL training camp, whichever is later.)
- July 22** -- Signing Period ends for Transition Players with outstanding tenders. After this date and until 4:00 p.m., New York time, on the Tuesday following the 10th weekend of the regular season, Prior Club has exclusive negotiating rights.
- September 4, 7-8** -- Kickoff Weekend 2014



HEAD COACH GUS BRADLEY



GUS BRADLEY

College: North Dakota State
Years as Jaguars Head Coach: 1st
Record as HC: 4-12
Last Position: Defensive Coordinator for the Seattle Seahawks
NFL Coaching Exp: 8 seasons

Gus Bradley was named the fifth head coach in Jacksonville Jaguars history on January 17, 2013. Bradley has 24 years of coaching experience including eight seasons in the NFL.

Bradley, 47, spent four seasons (2009-12) with the Seattle Seahawks as defensive coordinator and played an important role in the club advancing to the postseason twice. The Seahawks posted an 11-5 mark in 2012, the third-best in franchise history, and advanced to the divisional round of the playoffs.

Bradley joined Seattle after spending three years (2006-08) with the Tampa Bay Buccaneers under defensive coordinator Monte Kiffin, serving the last two as linebackers coach after joining the Bucs in 2006 as their defensive quality control coach. Derrick Brooks earned Pro Bowl appearances in 2007 and 2008 under Bradley's guidance.

Prior to Tampa Bay, Bradley spent 10 seasons (1996-2005) as an assistant coach at his alma mater, North Dakota State, including six as the assistant head coach (2000-05). He also served as defensive coordinator for the Bison from 1997- 2002, and again in 2005. Under Bradley's guidance, North Dakota State's defense led the Great West Football Conference in scoring defense (13.7 points per game), pass defense (150.3 yards), total defense (272.4) and turnover margin (+1) in 2005.

Bradley was the head coach at Fort Lewis College for four months (December 1995 - March 1996) and was defensive coordinator/linebackers coach at Fort Lewis for four seasons (1992-1995). Prior to Fort Lewis, he was a graduate assistant coach at NDSU for two seasons (1990-1991).

Bradley played collegiately at North Dakota State (1984-1988), where he was a free safety and punter, a four-time academic All-North Central Conference selection and a valuable member of the 1988 national championship football team. He earned his bachelor's degrees in business administration (1989) and physical education (1990) from North Dakota State as well as a master's degree in athletic administration from NDSU in 1992.

Bradley and his wife, Michaela, have four children, Carter, Anna, Eli and Ella.

JAGUARS HEAD COACHES

REGULAR SEASON VICTORIES:

Tom Coughlin (1995-2002):	68
Jack Del Rio (2003-2011):	68
Gus Bradley (2013)	4
Mike Mularkey (2012):	2
Mel Tucker* (2011):	2

REGULAR SEASON WINNING PERCENTAGE:

Tom Coughlin (1995-2002):	68-60	.531
Jack Del Rio (2003-2011):	68-71	.489
Mel Tucker* (2011):	2-3	.400
Gus Bradley (2013)	4-12	.250
Mike Mularkey (2012):	2-14	.125

* Tucker was interim head coach for the final five games of 2011.

GETTING TO KNOW GUS BRADLEY

After directing a Seattle Seahawks defense that led the NFL with a franchise-record 15.3 points allowed per game in 2012, **Gus Bradley** was named the Jaguars' fifth head coach in team history on January 17, 2013.

In 2013, Bradley finished his 24th coaching season and eighth in the NFL. Jaguars first-year general manager **Dave Caldwell** said, "Gus more than met every criteria we insisted on from our new head coach, and his intangibles and leadership abilities are exceptional. Gus is who the Jaguars need now and in the future."

Bradley was a free safety and punter at North Dakota State (1984-88), where he also coached for 12 years (graduate assistant 1990-91; defensive coordinator 1996-2005). The four-time academic All-North Central Conference selection coached with the Tampa Bay Buccaneers (2006-08) prior to earning defensive coordinator responsibilities with the Seahawks in 2009.

Below is a list of some of Gus Bradley's favorite things:

- HOBBIES:** Spending time with family, fishing
- LAST BOOK READ (& AUTHOR):** Training Camp by Jon Gordon
- FAVORITE MOVIE:** The Champ
- FAVORITE FOOD:** Scallops
- FAVORITE VACATION SPOT:** Cabo San Lucas, Mexico
- BEST FOOTBALL NICKNAME:** Deuce
- FAVORITE COLLEGE TOWN:** Fargo, ND
- WHICH NFL TEAM DID YOU FOLLOW AS A CHILD:** Minnesota Vikings
- FAVORITE ATHLETE AS A CHILD:** Anthony Davis
- FAVORITE STADIUM OTHER THAN YOUR OWN:** CenturyLink Field in Seattle, WA
- FAVORITE SPORTS UNIFORM OTHER THAN YOUR OWN:** Minnesota Vikings
- FAVORITE OTHER SPORT:** Basketball
- PERSON YOU'D MOST LIKE TO MEET:** Bill Self, University of Kansas men's basketball head coach
- PERSON WHO INFLUENCED YOU THE MOST:** My dad
- BEST ADVICE EVER RECEIVED:** "Be allergic to the big meal."
- PLAYER (FORMER OR CURRENT) WHO'D MAKE A GREAT HEAD COACH:** Derrick Brooks
- GREATEST OVERACHIEVER YOU'VE EVER COACHED:** Roy Lewis
- BEST PURE ATHLETE YOU'VE COACHED:** Lawyer Milloy
- TOUGHEST PLAYER YOU'VE EVER COACHED:** Kam Chancellor
- MOST INSPIRATIONAL PLAYER YOU'VE EVER COACHED:** Derrick Brooks
- FUNNIEST PLAYER YOU'VE EVER COACHED:** Cato June
- TOUGHEST COACH YOU'VE EVER FACED, AND WHY:** Mike Shanahan, because his teams put stress on a defense
- GREATEST TEAM YOU'VE EVER COMPETED AGAINST:** New England Patriots
- TOUGHEST GAME YOU'VE EVER COMPETED IN, AS A COACH OR PLAYER:** Seattle vs. New Orleans, 2010 Wild Card Playoff game
- LOUDEST CROWD OF YOUR FOOTBALL CAREER, HOME OR AWAY:** Seattle vs. New Orleans, 2010 Wild Card Playoff game
- MOST KNOWLEDGEABLE FOOTBALL WRITER YOU'VE EVER MET:** Peter King, Sports Illustrated
- MOST UNDERRATED ASPECT OF FOOTBALL:** Preparation
- WHO HAS THE HARDEST JOB IN FOOTBALL:** The players
- ONE THING THAT SHOULD NEVER CHANGE ABOUT NFL FOOTBALL:** The passion people have for it
- IF YOU WEREN'T COACHING, WHAT WOULD YOU BE DOING:** Athletic Director



JAGUARS COACHING STAFF



YEARS OF EXPERIENCE AND COLLEGE TIES

Position	Name	Years with Jaguars	NFL Coaching Experience	Previous Position (Team, Years)
Head Coach	Gus Bradley	1st	8th year	Defensive Coordinator (Seahawks, 2009-12)
Assistant to Head Coach	Tyler Wolf	1st	1st year	Special Teams Coordinator (Tenn. Tech, 2011-12)
OFFENSE:				
Offensive Coordinator	Jedd Fisch	1st	10th year	Offensive Coordinator (Univ. of Miami, 2011-12)
Assistant Offensive Line Coach	Luke Butkus	1st	6th year	Offensive Line Coach (Univ. of Illinois, 2012)
Tight Ends/Assistant Special Teams Coach	Ron Middleton	1st	4th year	Special Teams Coordinator (Duke, 2008-12)
Running Backs Coach	Terry Richardson	1st	1st year	Running Backs Coach (Univ. of Miami, 2011-12)
Quarterbacks Coach	Frank Scelfo	1st	1st year	Quarterbacks Coach (Univ. of Arizona, 2010-11)
Offensive Quality Control Coach	Tony Sorrentino	1st	1st year	Quarterbacks Coach (TCNJ, 2012)
Wide Receivers Coach	Jerry Sullivan	2nd	21st year	Wide Receivers Coach (49ers, 2005-10)
Offensive Line Coach	George Yarno	1st	6th year	Offensive Line Coach (Lions, 2009-12)
DEFENSE:				
Defensive Coordinator	Bob Babich	1st	11th year	Linebackers Coach (Bears, 2010-2012)
Defensive Assistant Linebackers Coach	Brandon Blaney	3rd	3rd year	Defensive Quality Control (Jaguars, 2011)
Assistant Defensive Backs Coach	Mike Rutenberg	1st	4th year	Defensive Backs Coach (UNM, 2009-12)
Defensive Backs Coach	DeWayne Walker	1st	8th year	Head Coach (New Mexico St., 2009-12)
Defensive Line Coach	Todd Wash	1st	7th year	Defensive Line Coach (2011-12)
SPECIAL TEAMS:				
Special Teams Coordinator	Mike Mallory	1st	6th year	Assistant Special Teams Coach (Saints, 2008-12)
Assistant Special Teams Coach	Matthew Smiley	1st	1st year	Special Teams Coordinator (Charleston Southern, 2012)
STRENGTH AND CONDITIONING:				
Strength and Conditioning Coordinator	Tom Myslinski	2nd	4th year	Strength and Conditioning Coach (UNC, 2011)
Strength Assistant	Alex Hampton	1st	1st year	Assistant Director of Sport Services (FSU, 2012)
Strength Assistant	Jess Langvardt	1st	1st year	Assistant Strength Coach (Tulane, 2012)
Strength Assistant	Cedric Scott	2nd	2nd year	Strength Assistant (UNC, 2012)

BRADLEY'S COACHING CAREER

1990-91	North Dakota State <i>Graduate Assistant</i>
1992-95	Fort Lewis College <i>Defensive Coordinator/Linebackers</i>
1996	North Dakota State <i>Linebackers Coach</i>
1997-99	North Dakota State <i>Defensive Coordinator/Linebackers</i>
2000-02	North Dakota State <i>Asst. Head Coach/Defensive Coordinator/LBs</i>
2003-04	North Dakota State <i>Asst. Head Coach/Linebackers</i>
2005	North Dakota State <i>Asst. Head Coach/Defensive Coordinator/LBs</i>
2006	Tampa Bay Buccaneers <i>Defensive Quality Control</i>
2007-08	Tampa Bay Buccaneers <i>Linebackers Coach</i>
2009-12	Seattle Seahawks <i>Defensive Coordinator</i>
2013	JACKSONVILLE JAGUARS <i>HEAD COACH</i>

JAGUARS COACHES RECONNECTED IN 2013

- Jaguars head coach **Gus Bradley** served as the assistant head coach and defensive coordinator at North Dakota State from 1997-2002 while current-defensive coordinator **Bob Babich** served as the head coach (1997-2002).
- Jaguars head coach **Gus Bradley** served as the defensive quality control coach for Tampa Bay in 2006 while current-tight ends/assistant special teams coach **Ron Middleton** served in the same capacity for the Buccaneers.
- Jaguars head coach **Gus Bradley** served as the linebackers coach for Tampa Bay from 2007-2008 while current-defensive line coach **Todd Wash** served in the same capacity and current-offensive line coach **George Yarno** served as the assistant offensive line coach for the Buccaneers.
- Jaguars head coach **Gus Bradley** served as the defensive coordinator for Seattle (2009-12) while current-offensive coordinator **Jedd Fisch** served as the quarterbacks coach (2010), current-assistant offensive line coach **Luke Butkus** served as the quality control assistant (2010-2011) and current-defensive line coach **Todd Wash** served in the same capacity for the Seahawks (2011-12).
- Jaguars offensive coordinator **Jedd Fisch** spent the past two seasons (2011-12) as the offensive coordinator/quarterbacks coach at the University of Miami while current-running backs coach **Terry Richardson** served in the same capacity (2011-13) and current-offensive quality control coach **Tony Sorrentino** served as the offensive graduate assistant (2011).
- Jaguars offensive coordinator **Jedd Fisch** served as the offensive coordinator/quarterbacks coach at the University of Minnesota (2009) while current-offensive quality control coach **Tony Sorrentino** served in the same capacity for the Golden Gophers.
- Jaguars defensive coordinator **Bob Babich** served as the linebackers coach (2004-2007, 2010-12) and defensive coordinator (2007-09) for Chicago while current-assistant offensive line coach **Luke Butkus** served in the same capacity (2007-09).
- Jaguars strength and conditioning coach **Tom Myslinski** served in the same capacity at Memphis (2010) while current-strength assistant Jess Langvardt served as a graduate assistant.
- Jaguars defensive backs coach **DeWayne Walker** served as the head coach at New Mexico State (2009-12) while current-assistant defensive backs coach **Mike Rutenberg** shared the secondary duties with R. Todd Littlejohn. Previously, **Walker** held positions as defensive coordinator (UCLA, 2006-08) and secondary coach (Redskins, 2004-05) while **Rutenberg** worked on the same coaching staffs (defensive graduate assistant at UCLA, 2006-08 and assistant to Redskins head coach Joe Gibbs, 2003-05).

JACKSONVILLE **JAGUARS**



2013 JAGUARS VITAL INFORMATION

CUMULATIVE OFFENSIVE & DEFENSIVE STATISTICS

END OF SEASON ROSTER FILES

GAME-BY-GAME PARTICIPATION



JAGUARS 2013 DEFENSIVE STATISTICS



JAGUARS DEFENSIVE TACKLES

Player	Total	Solo	Asst.	Sacks	Int.	Pass Def.	TFL	QBP	FF	FR
P. Posluszny	161	121	40	3.0	2	10	6	7	2	1
J. Cyprien	98	82	16	1.0	1	6	1	3	2	0
G. Hayes	78	59	19	1.0	2	3	2	2	0	0
R. Allen	63	45	18	1.0	0	0	4	1	0	2
J. Evans	54	43	11	0.0	0	1	0	0	0	0
A. Ball	47	41	6	0.0	2	14	0	0	0	0
T. Alualu	44	34	10	1.5	0	1	3	8	0	0
J. Babin	40	30	10	7.5	0	2	10	19	3	0
W. Blackmon	40	30	10	1.0	1	10	3	0	2	1
A. Branch	37	30	7	6.0	0	3	10	9	0	0
M. Harris	34	28	6	0.0	0	2	0	0	0	1
S. Marks	33	28	5	4.0	0	8	6	9	2	3
D. Gratz	32	26	6	0.0	2	3	0	0	0	0
R. Miller	25	20	5	0.0	0	0	4	2	0	0
W. Guy	24	18	6	1.0	0	1	0	0	1	0
J.T. Thomas	17	12	5	0.0	0	0	2	1	1	0
J. Mincey	14	7	7	2.0	0	1	3	3	0	0
B. Deaderick	9	8	1	0.5	0	1	0	0	1	1
A. Jones	9	8	1	0.5	0	0	0	1	0	0
L. Reynolds	9	7	2	0.0	0	1	0	0	0	0
C. Prosinski	7	5	2	0.0	0	2	0	0	0	0
J. Lotulelei	7	5	2	0.0	0	0	1	0	0	0
D. Lowery	6	4	2	0.0	0	0	1	0	0	1
D. McCray	5	3	2	0.0	0	2	0	0	0	0
R. Davis	4	4	0	1.0	1	1	2	6	0	0
K. Love	4	1	3	0.0	0	0	0	0	0	0
J. Miller	2	2	0	0.0	0	0	0	0	0	0
D. Nevis	2	1	1	0.0	0	0	0	0	0	0

SACK LEADERS

PLAYER	SACKS
Jason Babin	7.5
Andre Branch	6.0
Sen'Derrick Marks	4.0
Paul Posluszny	3.0
Jeremy Mincey	2.0
Tyson Alualu	1.5
Johnathan Cyprien	1.0
Geno Hayes	1.0
Russell Allen	1.0
Will Blackmon	1.0
Winston Guy	1.0
Ryan Davis	1.0
Abry Jones	0.5
Brandon Deaderick	0.5

TACKLES FOR LOSS LEADERS

PLAYER	TFL
Jason Babin	10.0
Andre Branch	10.0
Paul Posluszny	6.0
Sen'Derrick Marks	6.0
Russell Allen	4.0
Jeremy Mincey	4.0
Tyson Alualu	3.0
Will Blackmon	3.0
Roy Miller	3.0
Geno Hayes	2.0
J.T. Thomas	2.0
Ryan Davis	2.0
Johnathan Cyprien	1.0
John Lotulelei	1.0
Dwight Lowery	1.0

JAGUARS SPECIAL TEAMS TACKLES

Player	Total	Solo	Asst.	Bk. Kick	FF	FR
C. Prosinski	9	7	2	1	0	0
W. Ta'ufo'ou	7	7	0	0	0	0
L. Reynolds	6	6	0	0	0	0
J. Thomas	6	6	0	1	0	0
D. McCray	5	5	0	0	0	0
J. Cyprien	5	5	0	0	0	0
N. Stupar	5	3	2	0	0	0
J. Evans	4	4	0	0	0	0
W. Guy	4	3	1	0	0	0
J. Todman	4	3	1	0	0	0
C. Tinker	3	2	1	0	0	0
C. Harbor	3	2	1	0	0	0
M. Harris	3	3	0	0	0	0
D. Noble	2	2	0	0	0	0
J. Lotulelei	2	2	0	0	1	0
A. Sanders	1	1	0	0	0	0
D. Williams	1	1	0	0	0	0
J. Scobee	1	1	0	0	0	0
B. Anger	1	1	0	0	0	0
D. Robinson	1	0	1	0	0	0
R. Allen	1	1	0	0	0	0

QUARTERBACK HURRIES LEADERS

PLAYER	QBH
Jason Babin	20
Andre Branch	9
Sen'Derrick Marks	9
Tyson Alualu	8
Paul Posluszny	7
Ryan Davis	6
Jeremy Mincey	4
Johnathan Cyprien	3
Geno Hayes	2
Russell Allen	1
Roy Miller	1
Abry Jones	1

PASSES DEFENSED LEADERS

PLAYER	PDS
Alan Ball	14
Will Blackmon	10
Paul Posluszny	9
Sen'Derrick Marks	8
Johnathan Cyprien	6
Geno Hayes	4
Andre Branch	3
Dwayne Gratz	3
Mike Harris	2
Chris Prosinski	2
Demetrius McCray	2
Josh Evans	1
Tyson Alualu	1
Jason Babin	1
Winston Guy	1
Jeremy Mincey	1
Brandon Deaderick	1
LaRoy Reynolds	1
Dwight Lowery	1
Ryan Davis	1



JAGUARS 2013 ALPHABETICAL ROSTER



NO	NAME	POS	HT	WT	DOB	AGE	EXP	COLLEGE	HOMETOWN	HOW ACQ
93	Alualu, Tyson	DE	6-3	295	5/12/87	26	4	California	Honolulu, Hawaii	D1-'10
19	Anger, Bryan	P	6-3	202	10/6/88	25	2	California	Camarillo, Calif.	D3-'12
58	Babin, Jason	DE	6-3	267	5/24/80	33	10	Western Michigan	Paw Paw, Mich.	W (Phila.)-'12
23	Ball, Alan	DE	6-2	197	3/29/85	28	6	Illinois	Detroit, Mich.	UFA (Hou.)-'13
24	Blackmon, Will	CB	6-0	210	10/27/84	28	7	Boston College	Providence, R.I.	FA-'13
78	Bradfield, Cameron	OL	6-4	308	9/14/87	26	3	Grand Valley State	Grand Rapids, Mich.	FA-'11
90	Branch, Andre	DE	6-5	265	7/14/89	24	2	Clemson	Richmond, Va.	D2-'12
12	Brown, Mike	WR	5-10	200	2/9/89	24	1	Liberty	Charlottesville, Va.	FA-'12
34	Carter, Delone	RB	5-9	232	6/22/87	26	3	Syracuse	Akron, Ohio	FA-'13
37	Cyprien, Johnathan	S	6-0	217	7/29/90	23	R	Florida International	N. Miami Beach, Fla.	D2-'13
59	Davis, Ryan	DE	6-2	260	2/24/1989	24	1	Bethune-Cookman	Tampa, Fla.	FA-'12
26	Evans, Josh	S	6-0	205	6/5/91	22	R	Florida	Irvington, N.J.	D6-'13
29	Fleming, Jamell	CB	5-11	206	5/5/89	24	2	Oklahoma	Arlington, Texas	W (Ari.)-'13
11	Gabbert, Blaine	QB	6-4	235	10/15/89	24	3	Missouri	Ballwin, Mo.	D1-'11
27	Gratz, Dwayne	CB	5-11	201	3/8/90	23	R	Connecticut	Piscataway, N.J.	D3-'13
22	Guy, Winston	S	6-1	218	4/23/90	23	2	Kentucky	Lexington, Ky.	W (Sea.)-'13
86	Harbor, Clay	TE	6-3	255	7/2/87	26	4	Missouri State	Libertyville, Ill.	W (Phila.)-'13
20	Harris, Mike	CB	5-10	188	1/5/89	25	2	Florida State	Miami, Fla.	D6-'12
55	Hayes, Geno	LB	6-1	226	8/10/87	26	6	Florida State	Greenville, Fla.	UFA (Chi.)-'13
7	Henne, Chad	QB	6-3	230	7/2/85	28	6	Michigan	Wyomissing, Pa.	UFA (Mia.)-'12
91	Jones, Abry	DT	6-4	312	9/8/91	22	R	Georgia	Warner Robins, Ga.	FA-'13
32	Jones-Drew, Maurice	RB	5-7	210	3/23/85	28	8	UCLA	Antioch, Calif.	D2-'06
89	Lewis, Mercedes	TE	6-6	272	5/19/84	29	8	UCLA	Long Beach, Calif.	D1-'06
61	Lewis, Patrick	C	6-1	311	1/30/91	22	R	Texas A&M	Reserve, Louis.	PS (Cle.)-'13
53	Lotulelei, John	LB	5-11	233	12/4/91	21	R	Nevada-Las Vegas	Kihei, Hawaii	W (Sea.)-'13
98	Love, Kyle	DT	6-1	315	11/18/86	26	4	Mississippi State	Fairburn, Ga.	FA-'13
99	Marks, Sen'Derrick	DT	6-2	294	2/23/87	26	5	Auburn	Mobile, Ala.	UFA (Tenn.)-'13
66	McClendon, Jacques	G	6-3	324	12/10/87	26	2	Tennessee	Cleveland, Tenn.	W (Atl.)-'13
35	McCray, Demetrius	CB	6-0	185	5/11/91	22	R	Appalachian State	Covington, Ga.	D7b-'13
63	Meester, Brad	C	6-3	292	3/23/77	36	14	Northern Iowa	Parkersburg, Iowa	D2-'00
96	Miller, Jordan	DT	6-1	316	2/1/88	25	1	Southern University	Marlboro, Md.	FA-'13
75	Nevis, Drake	DT	6-1	310	5/8/89	24	3	Louisiana State	Marrero, La.	FA-'13
88	Noble, Danny	TE	6-5	248	3/30/89	24	2	Toledo	Elyria, Ohio	FA-'13
64	Nowak, Drew	G	6-3	300	3/7/1990	23	2	Western Michigan	Green Bay, Wis.	FA-'12
77	Nwaneri, Uche	G	6-3	310	3/20/84	29	7	Purdue	Garland, Texas	D5a-'07
67	Pasztor, Austin	G	6-7	308	11/26/90	23	1	Virginia	Tillsonburg, Ontario	FA-'12
51	Posluszny, Paul	LB	6-2	242	10/10/84	29	7	Penn State	Aliquippa, Pa.	UFA (Buff.)-'11
42	Prosinski, Chris	S	6-1	208	4/28/87	26	3	Wyoming	Buffalo, Wyo.	D4b-'11
87	Reisner, Allen	TE	6-3	225	9/29/88	25	2	Iowa	Marion, Iowa	W (Minn.)-'12
56	Reynolds, LaRoy	LB	6-1	243	11/3/90	23	R	Virginia	Norfolk, Va.	FA-'13
94	Rivers, Gerald	DE	6-5	258	6/22/90	23	R	Mississippi	Ellenwood, Ga.	W (St. L.)-'13
16	Robinson, Denard	WR	6-0	197	9/22/90	23	R	Michigan	Deerfield Beach, Fla.	D5-'13
18	Sanders, Ace	WR/PR	5-7	178	11/11/91	21	R	South Carolina	Bradenton, Fla.	D4-'13
10	Scobee, Josh	K	6-1	210	6/23/82	31	10	Louisiana Tech	Longview, Texas	D5a-'04
2	Stanzi, Ricky	QB	6-4	228	9/3/87	25	3	Iowa	Mentor, Iowa	W (K.C.)-'13
54	Stupar, Nate	LB	6-2	240	3/14/88	25	1	Penn State	State College, Penn.	W (S.F.)-'13
13	Taylor, Kerry	WR	6-0	200	2/20/89	24	1	Arizona State	Chandler, Ariz.	PS (Ariz.)-'13
45	Ta'ufou, Will	FB	5-11	247	6/19/86	27	2	California	San Carlos, Calif.	FA-'12
52	Thomas, J.T.	LB	6-1	236	8/15/88	25	3	West Virginia	Ft. Lauderdale, Fla.	W (Chi.)-'13
81	Thomas, Lamaar	WR	6-0	185	4/23/90	23	R	New Mexico	Ft. Washington, Md.	FA-'13
46	Tinker, Carson	LS	6-0	233	11/15/89	24	R	Alabama	Murfreesboro, Tenn.	FA-'13
30	Todman, Jordan	RB	5-10	198	2/24/90	23	1	Connecticut	North Darmouth, Mass.	PS (Minn.)-'12
74	Young, Sam	OT	6-8	316	6/24/87	26	4	Notre Dame	Coral Springs, Fla.	W (Buff.)-'13

Active Roster: 53

2013 JACKSONVILLE JAGUARS COACHING STAFF

Head Coach: Gus Bradley

Assistant Coaches: Bob Babich (defensive coordinator), Brandon Blaney (defensive assistant coach), Luke Butkus (assistant offensive line coach), Mark Duffner (linebackers coach), Jedd Fisch (offensive coordinator), Alex Hampton (strength assistant), Jess Langvardt (strength assistant), Mike Mallory (special teams coordinator), Ron Middleton (tight ends/assistant special teams coach), Tom Myslinski (strength and conditioning coordinator), Terry Richardson (running backs coach), Mike Rutenberg (assistant defensive backs coach), Frank Scelfo (quarterbacks coach), Cedric Scott (strength assistant), Matthew Smiley (assistant special teams coach), Tony Sorrentino (offensive quality control coach), Jerry Sullivan (wide receivers coach), DeWayne Walker (defensive backs coach), Todd Wash (defensive line coach), Tyler Wolf (assistant to head coach), George Yarno (offensive line coach).



JAGUARS 2013 NUMERICAL ROSTER



NO	NAME	POS	HT	WT	AGE	EXP	COLLEGE	HOMETOWN	HOW ACO
2	Ricky Stanzi	QB	6-4	228	25	3	Iowa	Mentor, Iowa	W (K.C.)-'13
7	Chad Henne	QB	6-3	230	28	6	Michigan	Wyomissing, Pa.	UFA (Mia.)-'12
10	Josh Scobee	K	6-1	210	31	10	Louisiana Tech	Longview, Texas	D5a-'04
11	Blaine Gabbert	QB	6-4	235	24	3	Missouri	Ballwin, Mo.	D1-'11
12	Mike Brown	WR	5-10	200	24	1	Liberty	Charlottesville, Va.	FA-'12
13	Kerry Taylor	WR	6-0	200	24	1	Arizona State	Chandler, Ariz.	PS (Ariz.)-'13
16	Denard Robinson	WR	6-0	197	23	R	Michigan	Deerfield Beach, Fla.	D5-'13
18	Ace Sanders	WR/PR	5-7	178	21	R	South Carolina	Bradenton, Fla.	D4-'13
19	Bryan Anger	P	6-3	202	25	2	California	Camarillo, Calif.	D3-'12
20	Mike Harris	CB	5-10	188	25	2	Florida State	Miami, Fla.	D6-'12
22	Winston Guy	S	6-1	218	23	2	Kentucky	Lexington, Ky.	W (Sea.)-'13
23	Alan Ball	CB	6-2	197	28	6	Illinois	Detroit, Mich.	UFA (Hou.)-'13
24	Will Blackmon	CB	6-0	210	28	7	Boston College	Providence, R.I.	FA-'13
26	Josh Evans	S	6-0	205	22	R	Florida	Irvington, N.J.	D6-'13
27	Dwayne Gratz	CB	5-11	201	23	R	Connecticut	Piscataway, N.J.	D3-'13
29	Jamell Fleming	CB	5-11	206	24	2	Oklahoma	Arlington, Texas	W (Ari.)-'13
30	Jordan Todman	RB	5-10	198	23	1	Connecticut	North Dartmouth, Mass.	PS (Minn.)-'12
32	Maurice Jones-Drew	RB	5-7	210	28	8	UCLA	Antioch, Calif.	D2-'06
34	Delone Carter	RB	5-9	232	26	3	Syracuse	Akron, Ohio	FA-'13
35	Demetrius McCray	CB	6-0	185	22	R	Appalachian State	Covington, Ga.	D7b-'13
37	Johnathan Cyprien	S	6-0	217	23	R	Florida International	N. Miami Beach, Fla.	D2-'13
42	Chris Prosinski	S	6-1	208	26	3	Wyoming	Buffalo, Wyo.	D4b-'11
45	Will Ta'ufo'ou	FB	5-11	247	27	2	California	San Carlos, Calif.	FA-'12
46	Carson Tinker	LS	6-0	233	24	R	Alabama	Murfreesboro, Tenn.	FA-'13
51	Paul Posluszny	LB	6-2	242	29	7	Penn State	Aliquippa, Pa.	UFA (Buff.)-'11
52	J.T. Thomas	LB	6-1	236	25	3	West Virginia	Ft. Lauderdale, Fla.	W (Chi.)-'13
53	John Lotulelei	LB	5-11	233	21	R	Nevada-Las Vegas	Kihei, Hawaii	W (Sea.)-'13
54	Nate Stupar	LB	6-2	240	25	1	Penn State	State College, Penn.	W (S.F.)-'13
55	Geno Hayes	LB	6-1	226	26	6	Florida State	Greenville, Fla.	UFA (Chi.)-'13
56	LaRoy Reynolds	LB	6-1	243	23	R	Virginia	Norfolk, Va.	FA-'13
58	Jason Babin	DE	6-3	267	33	10	Western Michigan	Paw Paw, Mich.	W (Phila.)-'12
59	Ryan Davis	DE	6-2	260	24	1	Bethune-Cookman	Tampa, Fla.	FA-'12
61	Patrick Lewis	C	6-1	311	22	R	Texas A&M	Reserve, Louis.	PS (Cle.)-'13
63	Brad Meester	C	6-3	292	36	14	Northern Iowa	Parkersburg, Iowa	D2-'00
64	Drew Nowak	G	6-3	300	23	2	Western Michigan	Green Bay, Wis.	FA-'12
66	Jacques McClendon	G	6-3	324	26	2	Tennessee	Cleveland, Tenn.	W (Atl.)-'13
67	Austin Pasztor	G	6-7	308	23	1	Virginia	Tillsonburg, Ontario	FA-'12
74	Sam Young	OT	6-8	316	26	4	Notre Dame	Coral Springs, Fla.	W (Buff.)-'13
75	Drake Nevis	DT	6-1	310	24	3	Louisiana State	Marrero, La.	FA-'13
77	Uche Nwaneri	G	6-3	310	29	7	Purdue	Garland, Texas	D5a-'07
78	Cameron Bradford	OL	6-4	308	26	3	Grand Valley State	Grand Rapids, Mich.	FA-'11
81	Lamaar Thomas	WR	6-0	185	23	R	New Mexico	Ft. Washington, Md.	FA-'13
86	Clay Harbor	TE	6-3	255	26	4	Missouri State	Libertyville, Ill.	W (Phila.)-'13
87	Allen Reisner	TE	6-3	225	25	2	Iowa	Marion, Iowa	W (Minn.)-'12
88	Danny Noble	TE	6-5	248	24	2	Toledo	Elyria, Ohio	FA-'13
89	Mercedes Lewis	TE	6-6	272	29	8	UCLA	Long Beach, Calif.	D1-'06
90	Andre Branch	DE	6-5	265	24	2	Clemson	Richmond, Va.	D2-'12
91	Abry Jones	DT	6-4	312	22	R	Georgia	Warner Robins, Ga.	FA-'13
93	Tyson Alualu	DE	6-3	295	26	4	California	Honolulu, Hawaii	D1-'10
94	Gerald Rivers	DE	6-5	258	23	R	Mississippi	Ellenwood, Ga.	W (St. L.)-'13
96	Jordan Miller	DT	6-1	316	25	1	Southern University	Marlboro, Md.	FA-'13
98	Kyle Love	DT	6-1	315	26	4	Mississippi State	Fairburn, Ga.	FA-'13
99	Sen'Derrick Marks	DT	6-2	294	26	5	Auburn	Mobile, Ala.	UFA (Tenn.)-'13
RESERVE/SUSPENDED									
14	Justin Blackmon	WR	6-1	210	24	2	Oklahoma State	Ardmore, Okla.	D1-'12
INJURED RESERVE									
15	Stephen Burton	WR	6-1	224	24	3	West Texas A&M	Lakewood, Calif.	W (Minn.)-'13
15	Taylor Price	WR	6-1	195	26	4	Ohio	Hilliard, Ohio	W (N.E.)-'11
21	Justin Forsett	RB	5-8	194	28	6	California	Lakeland, Fla.	UFA (Hou.)-'13
31	Jeremy Harris	CB	6-2	185	22	R	New Mexico State	Dorsey, Calif.	D7a-'13
50	Russell Allen	LB	6-3	238	27	5	San Diego State	Oceanside, Calif.	FA-'09
60	Mike Brewster	G/C	6-4	305	24	2	Ohio State	Orlando, Fla.	FA-'12
61	Stephane Milhim	G	6-4	300	23	R	Massachusetts	Pembroke Pines, Fla.	FA-'13
65	Will Rackley	G/C	6-3	310	24	3	Lehigh	Riverdale, Ga.	D3-'11
76	Luke Joeckel	OT	6-6	306	21	R	Texas A&M	Arlington, Texas	D1-'13
80	Jeremy Ebert	WR	6-0	195	24	1	Northwestern	Hilliard, Ohio	FA-'13
83	Stephen Williams	WR	6-5	208	27	3	Toledo	Houston, Texas	W (Sea.)-'13
84	Cecil Shorts III	WR	6-0	202	26	3	Mount Union	Cleveland, Ohio	D4a-'11
92	Brandon Deaderick	DT	6-4	305	26	4	Alabama	Elizabethtown, Ky.	W (N.E.)-'13
97	Roy Miller	DT	6-2	310	26	5	Texas	Killeen, Texas	UFA (T.B.)-'13
PRACTICE SQUAD									
5	Matt Scott	QB	6-3	212	22	R	Arizona	Corona, Calif.	FA-'13
79	Will Pericak	DE	6-3	300	23	R	Colorado	Boulder, Colorado	FA-'13
17	Chad Bumphis	WR	5-10	202	24	R	Mississippi State	Tupelo, Miss.	FA-'13
49	Shaun Chapas	RB	6-2	244	25	1	Georgia	St. Augustine, Fla.	FA-'13
72	DeMarcus Love	OT	6-4	315	25	3	Arkansas	Lancaster, Texas	FA-'13
9	Jabin Sambrano	WR	5-11	190	23	1	Montana	Temecula, California	FA-'13
95	D'Aundre Reed	DE	6-4	260	25	3	Arizona	Moreno Valley, Calif.	FA-'13
85	Brandon Barden	TE	6-4	253	24	1	Vanderbilt	Lincolnton, Ga.	FA-'13



JAGUARS 2013 ROSTER-BY-POSITION



OFFENSE - 24

	NO	NAME	POS	HT	WT	AGE	EXP	COLLEGE
3	QUARTERBACKS							
	2	Stanzi, Ricky	QB	6-4	228	25	3	Iowa
	7	Henne, Chad	QB	6-3	230	28	6	Michigan
	11	Gabbert, Blaine	QB	6-4	235	24	3	Missouri
4	RUNNING BACKS							
	30	Todman, Jordan	RB	5-10	198	23	1	Connecticut
	32	Jones-Drew, Maurice	RB	5-7	210	28	8	UCLA
	34	Carter, Delone	RB	5-9	232	26	3	Syracuse
	45	Ta'ufou, Will	FB	5-11	247	27	2	California
5	WIDE RECEIVERS							
	12	Brown, Mike	WR	5-10	200	24	1	Liberty
	13	Taylor, Kerry	WR	6-0	200	24	1	Arizona State
	16	Robinson, Denard	WR	6-0	197	23	R	Michigan
	18	Sanders, Ace	WR/PR	5-7	178	21	R	South Carolina
	81	Thomas, Lamaar	WR	6-0	185	23	R	New Mexico
4	TIGHT ENDS							
	86	Harbor, Clay	TE	6-3	255	26	4	Missouri State
	87	Reisner, Allen	TE	6-3	225	25	2	Iowa
	88	Noble, Danny	TE	6-5	248	24	2	Toledo
	89	Lewis, Marcedes	TE	6-6	272	29	8	UCLA
8	OFFENSIVE LINEMEN							
	61	Lewis, Patrick	C	6-1	311	22	R	Texas A&M
	63	Meester, Brad	C	6-3	292	36	14	Northern Iowa
	64	Nowak, Drew	G	6-3	300	23	2	Western Michigan
	66	McClendon, Jacques	G	6-3	324	26	2	Tennessee
	67	Pasztor, Austin	G	6-7	308	23	1	Virginia
	74	Young, Sam	OT	6-8	316	26	4	Notre Dame
	77	Nwaneri, Uche	G	6-3	310	29	7	Purdue
	78	Bradfield, Cameron	OL	6-4	308	26	3	Grand Valley State

SPECIAL TEAMS - 3

3	KICKERS/SPECIALISTS							
	10	Scobee, Josh	K	6-1	210	31	10	Louisiana Tech
	19	Anger, Bryan	P	6-3	202	25	2	California
	46	Tinker, Carson	LS	6-0	233	24	R	Alabama

DEFENSE - 26

10	DEFENSIVE LINEMEN							
	58	Babin, Jason	DE	6-3	267	32	10	Western Michigan
	59	Davis, Ryan	DE	6-2	260	24	1	Bethune-Cookman
	75	Nevis, Drake	DT	6-1	310	24	3	Louisiana State
	90	Branch, Andre	DE	6-5	265	24	2	Clemson
	91	Jones, Abry	DT	6-4	312	22	R	Georgia
	93	Alualu, Tyson	DE	6-3	295	26	4	California
	94	Rivers, Gerald	DE	6-5	258	23	R	Mississippi
	96	Miller, Jordan	DT	6-1	316	25	1	Southern University
	98	Love, Kyle	DT	6-1	315	26	4	Mississippi State
	99	Marks, Sen'Derrick	DT	6-2	294	26	5	Auburn
6	LINEBACKERS							
	51	Posluszny, Paul	LB	6-2	242	29	7	Penn State
	52	Thomas, J.T.	LB	6-1	236	25	3	West Virginia
	53	Lotulelei, John	LB	5-11	233	21	R	Nevada-Las Vegas
	54	Stupar, Nate	LB	6-2	240	25	1	Penn State
	55	Hayes, Geno	LB	6-1	226	26	6	Florida State
	56	Reynolds, LaRoy	LB	6-1	243	23	R	Virginia
10	DEFENSIVE BACKS							
	20	Harris, Mike	CB	5-10	188	25	2	Florida State
	22	Guy, Winston	S	6-1	218	23	2	Kentucky
	23	Ball, Alan	CB	6-2	197	28	6	Illinois
	24	Blackmon, Will	CB	6-0	210	28	7	Boston College
	26	Evans, Josh	S	6-0	205	22	R	Florida
	27	Gratz, Dwayne	CB	5-11	201	23	R	Connecticut
	29	Fleming, Jamell	CB	5-11	206	24	2	Oklahoma
	35	McCray, Demetrius	CB	6-0	185	22	R	Appalachian State
	37	Cyprien, Johnathan	S	6-0	217	23	R	Florida International
	42	Prosinski, Chris	S	6-1	208	26	3	Wyoming



GAME-BY-GAME PARTICIPATION



OPPONENT	vs. KC	at OAK	at SEA	vs. IND	at STL	at DEN	vs. SD	vs. SF	at TEN	vs. ARZ	at HOU	at CLE	vs. HOU	vs. BUF	vs. TEN	at IND	Games/ Starts
MEESTER	C	C	C	C	C	C	C	C	C	C	C	C	C	C	C	C	16/16
MILHIM	IR	IR	IR	IR	IR	IR	IR	IR	IR	IR	IR	IR	IR	IR	IR	IR	0/0
MILLER, J.	---	---	---	---	ps	ps	ps	ps	ps	ps	ps	ps	ps	ps	P	DT	2/1
MILLER, R.	DT	DT	DT	DT	DT	DT	DT	DT	DT	DT	DT	DT	DT	DT	ina	IR	14/14
MINCEY	P	P	P	P	ina	ina	ina	P	P	P	ina	ina	P	---	---	---	8/0
MONROE	LT	LT	LT	LT	---	---	---	---	---	---	---	---	---	---	---	---	4/4
NEVIS	---	---	---	---	---	---	---	---	---	---	---	---	---	---	---	P	1/0
NOBLE	---	---	---	---	---	ps	ps	ps	P	P	P	TE	P	P	P	P	8/1
NOWAK	ps	ps	ps	ps	ps	ps	ps	ps	ps	ps	ps	ps	ps	ps	P	P	2/0
NWANERI	RG	RG	RG	RG	RG	RG	RG	RG	RG	RG	RG	RG	RG	RG	RG	RG	16/16
PALMER	ps	ps	ps	P	ps	---	---	---	---	---	---	---	---	---	---	---	1/0
PASZTOR	P	P	P	ina	RT	RT	RT	RT	RT	RT	RT	RT	RT	RT	RT	RT	15/12
PERICAK	---	---	---	---	---	---	---	---	---	---	---	---	---	---	---	ps	0/0
POSŁUSZNY	MLB	MLB	MLB	MLB	MLB	MLB	MLB	MLB	MLB	ina	MLB	MLB	MLB	MLB	MLB	MLB	15/15
PRICE	IR	IR	IR	IR	IR	IR	IR	IR	IR	IR	IR	IR	IR	IR	IR	IR	0/0
PROSINSKI	P	P	P	P	P	P	P	P	P	P	P	P	P	SS	P	P	16/1
PRYOR	ps	ps	ps	ps	ps	ps	ps	ps	ps	ps	---	---	---	---	---	---	0/0
RACKLEY	LG	LG	LG	LG	LG	LG	LG	LG	ina	ina	LG	LG	LG	ina	IR	IR	11/11
REED	---	---	---	---	---	---	---	---	---	---	---	---	---	---	ps	ps	0/0
REISNER	TE	TE	TE	P	P	IR	IR	IR	IR	IR	IR	IR	IR	ina	ina	ina	5/3
REYNOLDS	P	P	P	P	P	P	P	P	P	Sus	Sus	Sus	Sus	P	P	P	12/0
RIVERS	---	---	---	---	---	---	---	---	---	---	---	---	---	---	ina	ina	0/0
ROBINSON	P	P	P	P	P	P	P	P	P	P	P	P	P	P	P	P	16/0
SAMBRANO	---	---	---	---	---	---	---	---	---	---	---	---	---	---	---	ps	0/0
SANDERS	P	WR	P	WR	WR	P	ina	P	P	P	P	P	P	WR	P	P	15/4
SCOBEE	P	P	P	P	P	P	P	P	P	P	P	P	P	P	P	P	16/0
SCOTT	ps	ps	ps	ps	ps	ps	ps	ps	ps	ps	ps	ps	ps	ps	ps	ps	0/0
SHORTS	WR	WR	WR	WR	WR	WR	WR	WR	WR	WR	WR	WR	WR	ina	IR	IR	13/13
STANZI	ina	DNP	DNP	---	ina	DNP	DNP	ina	ina	ina	ina	ina	ina	ina	ina	ina	0/0
STUPAR	---	---	---	---	---	---	---	---	ina	P	P	P	P	P	P	P	7/0
TA'UFO'OU	FB	FB	P	FB	P	P	FB	FB	P	P	P	P	FB	P	FB	P	16/7
TAYLOR	---	---	---	---	---	---	---	---	ina	P	WR	P	P	WR	WR	WR	7/4
TERRELL	ps	ps	---	---	---	---	---	---	---	---	---	---	---	---	---	---	0/0
THOMAS, L.	---	---	---	---	ps	ps	ps	ps	ps	ps	ps	ps	ps	ps	P	P	2/0
THOMAS, J.T.	P	ina	P	P	P	P	P	P	P	P	P	P	P	P	OLB	OLB	15/2
TINKER	P	P	P	P	P	P	P	P	P	P	P	P	P	P	P	P	16/0
TODMAN	P	P	P	P	P	P	P	P	P	P	P	P	P	RB	P	RB	16/2
WILLIAMS, D.J.	P	P	P	ina	P	TE	P	P	---	---	---	---	---	---	---	---	7/1
WILLIAMS, S.	---	---	---	---	---	P	P	ina	ina	ina	IR	IR	IR	IR	IR	IR	2/0
YOUNG	---	---	---	---	---	P	P	P	P	P	P	P	P	P	P	P	11/0

POS=Started; P=Played; DNP=Did not play; ina= Inactive; ps=Practice squad; ---=Not on roster; IR=Injured Reserve; Sus=Suspended



HOW THE JAGUARS ARE BUILT



ROOKIE, VETERAN AND FIRST-YEAR FREE AGENTS (19)	UNRESTRICTED FREE AGENTS (5)	TRADES (0)	WAIVERS (12)	COLLEGE DRAFT (17)
				C Brad Meester
				K Josh Scobee
				RB Maurice Jones-Drew TE Mercedes Lewis
				G Uche Nwaneri
				DE Tyson Alualu
2011 OL Cameron Bradfield	LB Paul Posluszny			QB Blaine Gabbert S Chris Prosinski
2012 G Austin Pasztor WR Mike Brown FB Will Ta'ufu'ou RB Jordan Todman G Drew Nowak	QB Chad Henne	DE Jason Babin TE Allen Reisner		DE Andre Branch P Bryan Anger CB Mike Harris
2013 DT Abry Jones LS Carson Tinker CB Will Blackmon TE Danny Noble WR Kerry Taylor DE Ryan Davis WR Delone Carter LB LaRoy Reynolds C Patrick Lewis WR Lazaar Thomas DT Kyle Love DT Jordan Miller DT Drake Nevis	LB Geno Hayes CB Alan Ball DT Sen'Derrick Marks	S Winston Guy TE Clay Harbor LB J.T. Thomas CB Jamell Fleming QB Ricky Stanzi LB John Lotulelei OT Sam Young G Jacques McClendon LB Nate Stupar DE Gerald Rivers		S Johnathan Cyprien CB Dwayne Gratz WR/PR Ace Sanders WR Denard Robinson S Josh Evans CB Demetrius McCray

ROSTER BY ROUND

Of the 53 players on the Jaguars' roster, 36 were selected through the college draft including 17 who were drafted by the Jaguars.

1st Round (4) - DT Tyson Alualu, DE Jason Babin, QB Blaine Gabbert, TE Mercedes Lewis

2nd Round (7) - DE Andre Branch, S Johnathan Cyprien, QB Chad Henne, RB Maurice Jones-Drew, DT Sen'Derrick Marks, C Brad Meester, LB Paul Posluszny

3rd Round (4) - P Bryan Anger, CB Jamell Fleming, CB Dwayne Gratz, DT Drake Nevis

4th Round (6) - CB Will Blackmon, RB Delone Carter, TE Clay Harbor, G Jacques McClendon, S Chris Prosinski, WR/PR Ace Sanders,

5th Round (5) - LB Geno Hayes, G/C Uche Nwaneri, WR Denard Robinson, PK Josh Scobee, QB Ricky Stanzi

6th Round (6) - S Josh Evans, S Winston Guy, CB Mike Harris, LB J.T. Thomas, RB Jordan Todman, OT Sam Young

7th Round (3) - CB Alan Ball, CB Demetrius McCray, LB Nate Stupar

Undrafted (18) - OL Cameron Bradfield, WR Mike Brown, DE Ryan Davis, DT Abry Jones, C Patrick Smith, LB John Lotulelei, DT Kyle Love, DT Jordan Miller, TE Danny Noble, G Drew Nowak, G Austin Pasztor, DE Gerald Rivers, TE Allen Reisner, LB LaRoy Reynolds, FB Will Ta'ufu'ou, WR Kerry Taylor, WR Lazaar Thomas, LS Carson Tinker

ROSTER BY EXPERIENCE

Rookies (13) - S Johnathan Cyprien, S Josh Evans, CB Dwayne Gratz, DT Abry Jones, C Patrick Lewis, LB John Lotulelei, CB Demetrius McCray, DE Gerald Rivers, LB LaRoy Reynolds, WR Denard Robinson, WR/PR Ace Sanders, WR Lazaar Thomas, LS Carson Tinker

1st year (7) - WR Mike Brown, DE Ryan Davis, DT Jordan Miller, G Austin Pasztor, LB Nate Stupar, WR Kerry Taylor, RB Jordan Todman

2nd (9) - P Bryan Anger, DE Andre Branch, S Winston Guy, CB Jamell Fleming, CB Mike Harris, G Jacques McClendon, G Drew Nowak, TE Danny Noble, FB Will Ta'ufu'ou

3rd Year (8) - OL Cameron Bradfield, RB Delone Carter, QB Blaine Gabbert, DT Drake Nevis, S Chris Prosinski, TE Allen Reisner, QB Ricky Stanzi, LB J.T. Thomas

4th Year (4) - DT Tyson Alualu, TE Clay Harbor, DT Kyle Love, OT Sam Young

5th Year (1) - DT Sen'Derrick Marks

6th Year (3) - CB Alan Ball, LB Geno Hayes, QB Chad Henne

7th Year (3) - CB Will Blackmon, G/C Uche Nwaneri, LB Paul Posluszny

8th Year (2) - RB Maurice Jones-Drew, TE Mercedes Lewis

10th Year (2) - DE Jason Babin, K Josh Scobee

14th year (1) - C Brad Meester



UNOFFICIAL DEPTH CHART



OFFENSE:

WR	13 Kerry Taylor	<u>81 Lazaar Thomas</u>	<u>16 Denard Robinson</u>	
LT	78 Cameron Bradfield	74 Sam Young		
LG	66 Jacques McClendon	64 Drew Nowak		
C	63 Brad Meester	<u>61 Patrick Lewis</u>		
RG	77 Uche Nwaneri	64 Drew Nowak		
RT	67 Austin Pastzor	74 Sam Young		
TE	89 Mercedes Lewis	86 Clay Harbor	88 Danny Noble	87 Allen Reisner
WR	12 Mike Brown	<u>18 Ace Sanders</u>		
QB	7 Chad Henne	11 Blaine Gabbert	2 Ricky Stanzi	<u>16 Denard Robinson</u>
FB	45 Will Ta'ufo'ou			
RB	32 Maurice Jones-Drew	30 Jordan Todman	<u>16 Denard Robinson</u>	34 Delone Carter

DEFENSE:

LDE	93 Tyson Alualu	59 Ryan Davis		
DT	<u>91 Abry Jones</u>	96 Jordan Miller	75 Drake Nevis	
DT	99 Sen'Derrick Marks	98 Kyle Love		
LEO	58 Jason Babin	90 Andre Branch	<u>94 Gerald Rivers</u>	
OLB	55 Geno Hayes	52 J.T. Thomas		
MLB	51 Paul Posluszny	54 Nate Stupar		
OLB	<u>53 John Lotulelei</u>	<u>56 LaRoy Reynolds</u>		
LCB	<u>27 Dwayne Gratz</u>	24 Will Blackmon	<u>35 Demetrius McCray</u>	
RCB	23 Alan Ball	20 Mike Harris	29 Jamell Fleming	
SS	<u>37 Johnathan Cyprien</u>	22 Winston Guy		
FS	<u>26 Josh Evans</u>	42 Chris Prosinski		

SPECIALISTS:

K	10 Josh Scobee			
P	19 Bryan Anger			
H	19 Bryan Anger			
PR	<u>18 Ace Sanders</u>	24 Will Blackmon		
KR	13 Kerry Taylor	30 Jordan Todman	<u>16 Denard Robinson</u>	
LS	<u>46 Carson Tinker</u>			

Underlined = 2013 Rookie

PRONUNCIATION GUIDE:

Tyson Alualu	AH-lu AH-lu
Johnathan Cyprien	SIP-ree-en
Brandon Deaderick	DEAD-uh-rick
Justin Forsett	for-SET
Dwayne Gratz	GRAH-ts
Luke Joeckel	JOKE-ul
Abry Jones	A-bree
John Lotulelei	lo-too-LAY-LAY
Uche Nwaneri	OO-chay wah-NEHR-ee
Austin Pasztor	PAZ-tor
Paul Posluszny	puz-LUZ-nee
Allen Reisner	RISE-ner
Josh Scobee	SKO-bee
Will Ta'ufo'ou	tau-FOE-oh
Jordan Todman	TODD-mun



JAGUARS 2013 ROSTER MOVES



DATE	PLAYER	TRANSACTION
February 27	KING, Brandon, DB	Released
February 27	WHIMPER, Guy, OL	Released
February 27	WILSON, John Parker, QB	Released
March 8	LANDRY, Dawan, S	Released
March 8	ROSS, Aaron, CB	Released
March 13	ROBINSON, Laurent, WR	Released
March 13	HAYES, Geno, LB	Signed UFA (Chicago)
March 14	MOLDEN, Antwaun, CB	Signed UFA
March 15	BALL, Alan, CB	Signed UFA (Houston)
March 15	FORSETT, Justin, RB	Signed UFA (Houston)
March 15	MILLER, Roy, DT	Signed UFA (Tampa Bay)
March 19	MEESTER, Brad, C	Signed UFA
March 21	SHIPLEY, Jordan, WR	Signed UFA
April 1	MOSLEY, C.J., DT	Released
April 2	MARKS, Sen'Derrick, DT	Signed UFA (Tennessee)
April 8	MASSAQUOI, Mohamed, WR	Signed UFA (Cleveland)
April 18	BANJO, Chris, S	Signed FA
April 18	EGBOH, Pannel, DE	Signed FA
April 25	JOECKEL, Luke, OT	Drafted (1)
April 26	CYPRIEN, Johnathan, S	Drafted (2)
April 26	GRATZ, Dwayne, CB	Drafted (3)
April 27	SANDERS, Ace, WR/PR	Drafted (4)
April 27	ROBINSON, Denard, RB	Drafted (5)
April 27	EVANS, Josh, S	Drafted (6)
April 27	HARRIS, Jeremy, CB	Drafted (7)
April 27	MCCRAY, Demetrius, CB	Drafted (7)
April 27	BARNES, T.J., DT	Agreed to terms
April 27	BOMAR, Maalik, LB	Agreed to terms
April 27	BURLEY, Marcus, CB	Agreed to terms
April 27	DILL, R.J., OT	Agreed to terms
April 27	GREEN, Jeremiah, LB	Agreed to terms
April 27	HAZEL, Paul, DE	Agreed to terms
April 27	JONES, Abry, DT	Agreed to terms
April 27	McKENZIE, Cole, WR	Agreed to terms
April 27	MILES, Jamal, WR	Agreed to terms
April 27	MILHIM, Stephane, G	Agreed to terms
April 27	NADY, Jeff, OT	Agreed to terms
April 27	OTTEN, Ryan, TE	Agreed to terms
April 27	PALMER, Tobias, WR	Agreed to terms
April 27	PRYOR, Lonnie, FB	Agreed to terms
April 27	REED, Kyler, TE	Agreed to terms
April 27	REYNOLDS, LaRoy, LB	Agreed to terms
April 27	RODGERS, Jordan, QB	Agreed to terms
April 27	SCOTT, Matt, QB	Agreed to terms
April 27	TERRELL, Steven, S	Agreed to terms
April 27	TINKER, Carson, LS	Agreed to terms
April 27	TOMLIN, Roderick, OT	Agreed to terms
April 27	WILSON, Trey, CB	Agreed to terms
April 27	ZIMMER, Michael, LB	Agreed to terms
April 29	LONG, Jerome, DT	Released
April 29	JACKSON, Jerrell, WR	Released
May 6	MURPHY, Richard, RB	Released
May 6	JONES, Greg, LB	Released
May 6	ESKRIDGE, De'Leon, RB	Agreed to terms
May 6	GRIGGS, J.D., DE	Agreed to terms
May 7	MOLDEN, Antwaun, CB	Released
May 7	TRUFANT, Marcus, CB	Signed UFA (Seattle)
May 14	McKENZIE, Cole, WR	Waived
May 14	DEADERICK, Brandon, DE	Claimed off waivers from New England
May 15	NADY, Jeff, OT	Waived
May 16	GERBERRY, Dan, C	Signed FA
May 16	OWENS, Montell, RB	Released
May 16	LOVE, Kyle, DT	Claimed off waivers from New England
May 20	HARRIS, Jeremy, CB	Signed contract
May 22	MCCRAY, Demetrius, CB	Signed contract
May 22	PENDLETON, Jeris, DT	Waived
May 22	EBERT, Jeremy, WR	Signed FA
June 11	VELDMAN, Matt, TE	Waived
June 11	KAFKA, Mike, QB	Claimed off waivers from New England
June 13	LANE, Austen, DE	Waived
June 13	WILSON, Trey, CB	Waived

DATE	PLAYER	TRANSACTION
June 13	PARRISH, Ken, P	Signed FA
June 13	SMITH, Lionel, CB	Signed FA
June 18	CYPRIEN, Johnathan, S	Signed contract
June 18	GRATZ, Dwayne, CB	Signed contract
June 22	JOECKEL, Luke, OT	Signed contract
July 9	ROBINSON, Denard, OW	Signed contract
July 15	SANDERS, Ace, WR/PR	Signed contract
July 20	EVANS, Josh, S	Signed contract
July 22	RODGERS, Jordan, QB	Released
July 24	POLK, Ray, S	Claimed off waivers from Seattle
July 25	BANJO, Chris, S	Waived
July 25	REED, Kyler, TE	Waived
July 25	McKENZIE, Cole, WR	Signed contract
July 25	YATES, Adam, K	Signed contract
July 31	McKENZIE, Cole, WR	Released
August 2	INGRAM, Luke, LS	Claimed off waivers from Pittsburgh
August 5	MILHIM, Stephane, G	Waived/injured
August 5	PRICE, Taylor, WR	Waived/injured
August 6	MILHIM, Stephane, G	Placed on injured reserve
August 6	PRICE, Taylor, WR	Placed on injured reserve
August 6	MCQUISTAN, Pat, OT	Signed contract
August 8	MARTIN, Charly, WR	Claimed off waivers from San Francisco
August 13	YATES, Adam, K	Released
August 13	STUDEBAKER, Andy, LB	Signed FA
August 19	SPITZ, Jason, G/C	Released
August 19	MASSAQUOI, Mohamed, WR	Released
August 25	HARRIS, Jeremy, CB	Placed on injured reserve
August 25	CAIN, Jeremy, LS	Released
August 25	ASPER, Mark, G	Waived
August 25	PARRISH, Ken, P	Waived
August 25	SMITH, Lionel, CB	Waived
August 25	BOMAR, Maalik, LB	Waived
August 25	GREEN, Jeremiah, LB	Waived
August 25	GRIGGS, J.D., DE	Waived
August 25	HAZEL, Paul, DE	Waived
August 25	MILES, Jamal, WR	Waived
August 25	POLK, Ray, S	Waived
August 25	TOMLIN, Roderick, OT	Waived
August 25	INGRAM, Luke, LS	Waived
August 25	STANBACK, Isaiah, TE	Waived
August 27	ESKRIDGE, De'Leon, RB	Waived
August 27	STANZI, Ricky, QB	Claimed off waivers from Kansas City
August 27	KNOX, Kyle, LB	Claimed off waivers from Seattle
August 28	BURLEY, Marcus, CB	Released
August 28	BLACKMON, Will, CB	Signed FA
August 30	EBERT, Jeremy, WR	Released
August 30	EGBOH, Pannel, DE	Released
August 30	GRIMES, Jonathan, RB	Released
August 30	KAFKA, Mike, QB	Released
August 30	MARSHALL, Brandon, LB	Released
August 30	MARTIN, Charly, WR	Released
August 30	McQUISTAN, Pat, OT	Released
August 30	NOWAK, Drew, G	Released
August 30	RUTLAND, Kevin, CB	Released
August 30	SMITH, D'Anthony, DT	Traded to Seattle for undisclosed draft pick
August 30	STANFORD, Julian, LB	Waived
August 30	TRUFANT, Marcus, CB	Released
August 30	CLEMONS, Toney, WR	Waived
August 30	DAVIS, Ryan, DE	Waived
August 30	BARNES, T.J., DT	Waived
August 30	DILL, R.J., OT	Waived
August 30	OTTEN, Ryan, TE	Waived
August 30	PALMER, Tobias, WR	Waived
August 30	SCOTT, Matt, QB	Waived
August 30	TERRELL, Steven, S	Waived
August 30	ZIMMER, Mike, LB	Waived
September 1	BURTON, Stephen, WR	Claimed off waivers from Minnesota



JAGUARS 2013 ROSTER MOVES



DATE	PLAYER	TRANSACTION
September 1	GUY, Winston, S	Claimed off waivers from Seattle
September 1	HARBOR, Clay, TE	Claimed off waivers from Philadelphia
September 1	McCLENDON, Jacques, G	Claimed off waivers from Atlanta
September 1	McCOY, Chris, DE	Claimed off waivers from Philadelphia
September 1	THOMAS, J.T., LB	Claimed off waivers from Chicago
September 1	WILLIAMS, D.J., TE	Claimed off waivers from Green Bay
September 1	BLAKE, Antwon, DB	Waived
September 1	BRACKETT, Brett, TE	Waived
September 1	GERBERRY, Dan, C	Waived
September 1	LOVE, Kyle, DT	Released
September 1	PRYOR, Lonnie, FB	Waived
September 1	SHIPLEY, Jordan, WR	Released
September 1	STUDEBAKER, Andy, LB	Released
September 1	BURLEY, Marcus, CB	Signed to practice squad
September 1	DAVIS, Ryan, DE	Signed to practice squad
September 1	EBERT, Jeremy, WR	Signed to practice squad
September 1	NOWAK, Drew, G	Signed to practice squad
September 1	PALMER, Tobias, WR	Signed to practice squad
September 1	SCOTT, Matt, QB	Signed to practice squad
September 1	TERRELL, Steven, S	Signed to practice squad
September 2	PRYOR, Lonnie, FB	Signed to practice squad
September 14	McCLENDON, Jacques, G	Released
September 14	McCOY, Chris, DE	Released
September 14	BURLEY, Marcus, CB	Signed to active roster
September 14	EBERT, Jeremy, WR	Signed to active roster
September 16	BURLEY, Marcus, CB	Waived
September 16	EBERT, Jeremy, WR	Waived
September 16	McCLENDON, Jacques, G	Signed to active roster
September 16	FLEMING, Jamell, CB	Claimed off waivers from Arizona
September 16	McCOY, Chris, DE	Signed to practice squad
September 17	TERRELL, Steven, S	Waived
September 17	EBERT, Jeremy, WR	Signed to practice squad
September 17	BURLEY, Marcus, CB	Signed to practice squad
September 21	McCLENDON, Jacques, G	Waived
September 21	EBERT, Jeremy, WR	Signed to active roster
September 23	EBERT, Jeremy, WR	Waived
September 23	McCLENDON, Jacques, G	Signed to active roster
September 24	EBERT, Jeremy, WR	Signed to practice squad
September 28	McCLENDON, Jacques, G	Waived
September 28	STANZI, Ricky, QB	Waived
September 28	EBERT, Jeremy, WR	Signed to active roster
September 28	PALMER, Tobias, WR	Signed to active roster
September 30	PALMER, Tobias, WR	Waived
September 30	EBERT, Jeremy, WR	Waived
September 30	McCLENDON, Jacques, G	Signed to active roster
September 30	STANZI, Ricky, QB	Signed to active roster
October 1	BURLEY, Marcus, CB	Waived
October 1	McCOY, Chris, DE	Waived
October 1	EBERT, Jeremy, WR	Signed to practice squad
October 1	PALMER, Tobias, WR	Signed to practice squad
October 1	THOMAS, Lamaar, WR	Signed to practice squad
October 1	MILLER, Jordan, DT	Signed to practice squad
October 2	MONROE, Eugene, OT	Traded to Baltimore Ravens
October 3	EBERT, Jeremy, WR	Signed to active roster
October 3	LOVE, DeMarcus, OT	Signed to practice squad
October 3	KNOX, Kyle, LB	Waived
October 3	LOTULELEI, John, LB	Claimed off waivers from Seattle
October 5	BLACKMON, Justin, WR	Activated from reserve/suspended
October 5	McCLENDON, Jacques, G	Waived
October 7	EBERT, Jeremy, WR	Waived
October 7	WILLIAMS, Stephen, WR	Claimed off waivers from Seattle
October 8	LOWERY, Dwight, S	Placed on injured reserve
October 8	JOECKEL, Luke, OT	Placed on injured reserve

DATE	PLAYER	TRANSACTION
October 8	REISNER, Allen, TE	Placed on injured reserve
October 8	YOUNG, Sam, OT	Claimed off waivers from Buffalo
October 8	LOVE, DeMarcus, OT	Promoted to active roster from practice squad
October 8	McCLENDON, Jacques, G	Signed to active roster
October 8	EBERT, Jeremy, WR	Signed to practice squad
October 8	PALMER, Tobias, WR	Waived from practice squad
November 1	BLACKMON, Justin, WR	Reserved/Suspended
November 4	WILLIAMS, D.J., TE	Waived
November 4	NOBLE, Danny, TE	Signed to active roster from practice squad
November 4	TAYLOR, Kerry, WR	Signed to active roster from Arizona practice squad
November 4	LOVE, DeMarcus, OT	Waived
November 4	STUPAR, Nate, LB	Claimed off waivers from San Francisco
November 5	LOVE, DeMarcus, OT	Signed to practice squad
November 12	REYNOLDS, LaRoy, LB	Placed on reserve/suspended
November 15	DAVIS, Ryan, DE	Activated from practice squad
November 19	PRYOR, Lonnie, FB	Signed from practice squad to Tampa Bay's active roster
November 19	BARDEN, Brandon, TE	Signed to practice squad
November 20	JACKSON, Marcus, WR	Signed to practice squad
November 23	EBERT, Jeremy, WR	Signed to active roster from practice squad
November 23	WILLIAMS, Stephen, WR	Placed on injured reserve
December 9	BURTON, Stephen, WR	Placed on injured reserve
December 9	FORSETT, Justin, RB	Placed on injured reserve
December 9	CARTER, Delone, RB	Signed to active roster
December 9	BUMPHIS, Chad, WR	Signed to practice squad
December 9	JACKSON, Marcus, WR	Released from practice squad
December 13	MINCEY, Jeremy, DL	Waived
December 14	REISNER, Allen, TE	Activated from injured reserve
December 14	REYNOLDS, LaRoy, LB	Activated from reserve/suspended
December 16	BREWSTER, Mike, G	Placed on injured reserve
December 16	RIVERS, Gerald, DE	Claimed off waivers from St. Louis
December 17	SHORTS, Cecil, WR	Placed on injured reserve
December 17	RACKLEY, Will, G	Placed on injured reserve
December 17	NOWAK, Drew, G	Signed to active roster from practice squad
December 17	LEWIS, Patrick, C	Signed to active roster from Cleveland's practice squad
December 17	REED, D'Aundre, DE	Signed to practice squad
December 18	ALLEN, Russell, LB	Placed on injured reserve
December 20	EBERT, Jeremy, WR	Placed on injured reserve
December 20	MILLER, Jordan, DT	Signed to active roster from practice squad
December 20	THOMAS, Lamaar, WR	Signed to active roster from practice squad
December 23	LOVE, Kyle, DT	Signed to active roster
December 23	NEVIS, Drake, DT	Signed to active roster
December 23	MILLER, Roy, DT	Placed on injured reserve
December 23	DEADERICK, Brandon, DT	Placed on injured reserve

SEASON IN REVIEW PLAYER BIOGRAPHIES



50

RUSSELL ALLEN

LINEBACKER
6-3 238 LBS.
SAN DIEGO STATE
BORN MAY 5, 1986
OCEANSIDE, CALIFORNIA
ACQ. ROOKIE FREE AGENT 2009
EXP: 5TH YEAR

GAMES PLAYED/STARTED: 2009 (16/5), 2010 (16/4), 2011 (16/6), 2012 (16/16), 2013 (14/13)

NFL TOTALS: 78 games, 44 starts

POSTSEASON TOTALS: 0 games, 0 starts

TRANSACTIONS: Signed as an undrafted rookie 4/26/09.

PRO: Played in first 78 games to start his career ... Missed final two games of 2013 season with a concussion ... Re-signed with the club in 2012 offseason... Former undrafted rookie has made 44 starts including a career-high 16 in 2012 ... Career totals include 452 tackles (306 solo), 25 tackles for loss, two forced fumbles, three fumble recoveries, two sacks, nine passes defended and one INT ... His streak of 78 consecutive games played was ninth-longest streak in team history ... One of only three players in team history to record 200-plus tackles in a season with a career-high 201 in 2012, joining Hardy Nickerson (230, 2001) and Paul Posluszny (231, 2012) ... Led team in 2012 with a career-high 10 tackles for loss and posted double-digit tackles in 12 of 16 games ... Produced two of the franchise's top nine single-game tackle totals in 2012 with 22 against Houston on Sept. 16 (2nd-most) and 20 at Houston on Nov. 28 (T-7th most) ... Plays key role on special teams with 43 career tackles, including at least 12 in three of first four seasons ... One of only three rookies (Derek Cox, Terrance Knighton) to play in all 16 games in 2009 ... Never missed a game in four seasons at San Diego State, starting 43 of 48 contests for the Aztecs ...

2013: Played in 14 games with 13 starts at LB ... Missed final two games with a concussion, his first missed games of his career ... Totaled 63 tackles (45 solo), one sack, four tackles for loss, one QB pressure and a career-high two fumble recoveries ... Opened season with two tackles on **9/8 vs. KC** and followed with five tackles (three solo) on **9/15 at OAK** ... **9/29 vs. IND:** Registered a season-high seven tackles (five solo), one sack, one tackle for loss and one QB hit. Sacked Andrew Luck in the third quarter ... **10/6 at STL:** Posted five solo tackles including one for loss ... **10/13 at DEN:** Did not start as team opened in nickel defense and posted three tackles ... **10/27 vs. SF:** Started at LB and made three solo tackles. Recovered a fumble forced by Jason Babin in the third quarter ... **11/10 at TEN:** Started at LB and tallied six tackles, one tackle for loss and one fumble recovery. Marked second straight game with a fumble recovery as he recovered a Jake Locker fumble in the second quarter ... **11/17 vs. ARI:** Made start at MLB for injured Paul Posluszny and matched his season-high with seven tackles (six solo) and one tackle for loss ... **11/24 at HOU:** Played in his 75th consecutive game, tied for the ninth-longest streak in team history. Finished with six tackles (three solo) ... **12/15 vs. BUF:** Started at LB and finished with three tackles (two solo) ... Was placed on injured reserve on Dec. 18 with a concussion ...

2012: Started all 16 games for the first time in his career and produced a career-high 201 tackles (137 solo), eight passes defended and 10 tackles for loss ... Added a half sack and four special teams tackles ... The 201 tackles ranked as third-most in franchise history (Hardy Nickerson, 230, 2001; Paul Posluszny, 231, 2012) ... Posted a career-high and team-best 10 tackles for loss ... One of five defensive players and seven players overall to start all 16 games ... **9/9 at MIN:** Opened the season with 11 tackles (seven solo) and one pass defended ... **9/16 vs. HOU:** Registered a career-high 22 tackles (17 solo) and one QB pressure and missed only five snaps. The 22 tackles tied for the second-most in team history ... **9/23 at IND:** Made 15 tackles (11 solo) with one tackle for loss, two QB pressures and one pass defended and followed with 17 tackles and one tackle for loss on **9/30 vs. CIN** ... **10/21 at OAK:** Had 11 tackles (seven solo) with two QB pressures, one pass defended and one special teams tackle. Recovered muffed punt in second quarter which led to a Jaguars TD ... **10/28 at GB:** Missed only five snaps, and led team with 12 tackles (six solo) with two passes defended ... **11/18 at HOU:** Tallied a team-high 20 tackles (15 solo), tied for the sixth-most in team history ... **11/25 vs. TEN:** Had 12 tackles (nine solo) with two tackles for loss, one QB pressure and one pass defended. Added one special teams tackle ...

2011: Produced then career-best numbers with 76 tackles, one INT, two forced fumbles and four tackles for loss ... Played in all 16 games for the third consecutive season and made a career-high six starts ... Ranked second on the team with 12 special teams tackles ... Started five of the final six games and tallied double-digit tackles in four of the games ... One of eight defensive players to play in all 16 games ... **10/16 at PIT:** Made first start of the season in place of injured LB Clint Session. Totaled five tackles and added one special teams tackle ... **11/20 at CLE:** Split a sack with DT Tyson Alualu on QB Colt McCoy for a seven-yard loss in the fourth quarter ... **11/27 vs. HOU:** Started at LB and accumulated 13 tackles with two tackles for loss and one forced fumble ... **12/5 vs. SD:** Had 13 tackles in second consecutive start along with

one special teams tackle ... **12/11 vs. TB:** Started at LB and forced a fumble by RB LeGarrette Blount that was recovered by DE Jeremy Mincey ... **12/15 at ATL:** Started at LB and registered a career-high 14 tackles (eight solo) with one tackle for loss ... **1/1 vs. IND:** Intercepted QB Dan Orlovsky in the third quarter for his first career INT. Tallied 11 tackles (six solo) in start ...

2010: Appeared in all 16 games for the second straight season and made four starts at LB ... Finished with 54 tackles (38 solo), one pass defended and a career-high four tackles for loss ... Added 12 special teams tackles ... Saw extensive action at LB (44 snaps) on **9/19 at SD** after Justin Durant left the game with an injury and totaled eight tackles along with two special teams tackles ... Earned first start of the season on **10/3 vs. IND** and accumulated four tackles ... Started at LB on **12/26 vs. WAS** and registered a season-high 11 tackles (nine solo) with one tackle for loss on 37 snaps ... Concluded season with 10 tackles (nine solo) including a career-high two tackles for loss on **1/2 at HOU** ...

2009: Played in all 16 games as a rookie with five starts at LB ... Totaled 58 tackles (35 solo), three tackles for loss and one QB pressure ... Ranked third on the club with 14 special teams tackles ... Saw action on special teams in games 1-4 and posted three tackles on **10/4 vs. TEN** ... Inserted into starting lineup on **10/11 at SEA** due to injuries and tied for the team-lead with 12 tackles ... Started in place of injured Justin Durant on **11/22 vs. BUF** and finished with seven tackles ... Started at LB on **12/17 vs. IND** for injured Clint Ingram and tied career-high with 12 tackles (eight solo) ... Made starts on **12/27 at NE** and **1/3 at CLE** to conclude the season.

COLLEGE: Started 43 of 48 games at LB, never missing a game in four seasons ... Finished career with 375 tackles, 22 tackles for loss, 3.5 sacks, three forced fumbles and four fumble recoveries ... Ranked second in school history in tackles ... Led team with 107 tackles and ranked second with 9.5 tackles for loss as a senior ... Served as team captain his final two seasons ... Started at DE in two games as a senior.

PERSONAL: Married (Ali) with son, Parker ... Resides in Jacksonville, Fla. ... Attended Vista High (Calif.) and had his jersey retired in the 2010 offseason by the school ... Named San Diego County defensive player of the year by the San Diego Union-Tribune, the North County Times and CIF as a senior ... Led team to consecutive Division I championship game appearances ... Recorded team-high 118 tackles as a senior and was also credited with four sacks, four fumble recoveries and three forced fumbles ... Made numerous visits to local detention center in Jacksonville to give his testimony ... Weekly visitor to Daniel Home and Children's Home Society ... Visited patients at Wolfson Children's Hospital ... He and his wife visited El Salvador in 2011 offseason to see the children through Compassion International ... Twitter handle is @RussellAllen50 ... Full name: Russell David Allen.

2013 GAME-BY-GAME STATISTICS

DATE	GAME	TKL	SOLO	ASST	ST	SACKS	FF	FR	PD	TFL
09/08	vs. Kansas City	2	2	0	0	0.0	0	0	0	0
09/15	at Oakland	5	3	2	0	0.0	0	0	0	0
09/22	at Seattle	5	2	3	0	0.0	0	0	0	0
09/29	vs. Indianapolis	7	5	2	0	1.0	0	0	0	1
10/06	at St. Louis	5	5	0	0	0.0	0	0	0	1
10/13	at Denver	3	1	2	0	0.0	0	0	0	0
10/20	vs. San Diego	4	4	0	0	0.0	0	0	0	0
10/27	vs. San Francisco	3	3	0	0	0.0	0	1	0	0
BYE WEEK										
11/10	at Tennessee	6	4	2	0	0.0	0	1	0	1
11/17	vs. Arizona	7	6	1	0	0.0	0	0	0	1
11/24	at Houston	6	3	3	0	0.0	0	0	0	0
12/01	at Cleveland	5	3	2	0	0.0	0	0	0	0
12/05	vs. Houston	2	2	0	0	0.0	0	0	0	0
12/15	vs. Buffalo	3	2	1	0	0.0	0	0	0	0
12/22	vs. Tennessee	INJURED RESERVE								
12/29	at Indianapolis	INJURED RESERVE								
2013 TOTALS		63	45	18	0	1.0	0	2	0	4

REGULAR SEASON CAREER STATISTICS

	GP/GS	TKL	SOLO	ASST	ST	SACKS	FF	FR	PD	TFL
2009 Jacksonville	16/5	58	35	23	14	0.0	0	0	0	3
2010 Jacksonville	16/4	54	38	16	12	0.0	0	0	1	4
2011 Jacksonville	16/6	76	51	25	12	0.5	2	0	0	4
2012 Jacksonville	16/16	201	137	64	4	0.5	0	1	8	10
2013 Jacksonville	14/13	63	45	18	0	1.0	0	2	0	4
NFL totals: 5 yrs	78/44	452	306	146	42	2.0	2	3	9	25

	INTERCEPTIONS	GP/GS	NO	YDS	AVG	LG	TD
2011 Jacksonville	1	16/6	1	3	3.0	3	0

93

TYSON ALUALU

DEFENSIVE END

6-3 295 LBS.

CALIFORNIA

BORN MAY 12, 1987

HONOLULU, HAWAII

ACQ. 1ST ROUND OF 2010 DRAFT (10TH)

EXP: 4TH YEAR

GAMES PLAYED/STARTED: 2010 (16/16), 2011 (16/16), 2012 (16/16), 2013 (16/16)

NFL TOTALS: 64 games, 64 starts

POSTSEASON TOTALS: 0 games, 0 starts

TRANSACTIONS: Originally selected in the first round (10th overall) of the 2010 draft.

PRO: Former first-round pick has started all 64 games (48 at DT, 16 at DE) in his first four seasons, tied for the sixth-longest streak in franchise history ... Only defensive player to start all 16 games the last four seasons and joined C Brad Meester as the only players overall ... Career totals include 284 tackles (163 solo), 11.0 sacks, 17 tackles for loss, six passes defended and one fumble recovery ... Has 63 career QB pressures with 20 as a rookie, 22 in 2011, 13 in 2012 and 8 in 2013 ... Matched career-high with a team-best 3.5 sacks in 2012 ... Had 75-plus tackles and 2.5 sacks in each of his first three seasons ... Registered 3.5 sacks and seven tackles for loss as a rookie ... Joined Terrence Knighton as only two defensive linemen in franchise history to start all 16 games as a rookie ... Became first player drafted by the Jaguars from the University of California ... Was one of five defensive tackles taken in the first round and the third overall, behind Ndamukong Suh and Gerald McCoy ... Fourth defensive tackle drafted in first round by the Jaguars in franchise history and first since 2002 (John Henderson) ... Became highest drafted player in Cal history since Andre Carter was taken with the seventh overall pick by San Francisco in 2001 ... Played in 2010 Senior Bowl and recorded a sack ... Last name pronounced AH-lu AH-lu ...

2013: Started all 16 games for the fourth consecutive season ... One of only three defensive players (Jason Babin, Sen'Derrick Marks) and five players overall to start all 16 games ... Made transition from DT to DE in offseason ... Finished with 44 tackles (34 solo), 1.5 sacks, eight QB pressures, three tackles for loss and one pass defended ... Made first career start at DE on **9/8 vs. KC** ... Started at DE on **9/15 at OAK** and produced four tackles (two solo) and split a sack with DE Brandon Deaderick ... **9/29 vs. IND:** Sacked Andrew Luck for a 10-yard loss in the second quarter. Added two QB hits ... Had a season-high six solo tackles on **10/20 vs. SD** ... **10/27 vs. SF:** Posted three solo tackles and one pass defended ... **12/5 vs. HOU:** Talled three solo tackles and tied for the team-lead with two QB hits ... **12/15 vs. BUF:** Matched his season-high with six tackles (four solo), one tackle for loss and one QB hit ...

2012: Started all 16 games for the third consecutive season ... Produced a career-high 82 tackles (36 solo) and led team with 3.5 sacks ... Added three tackles for loss and 13 QB pressures ... **9/9 at MIN:** Recorded five tackles in the season-opener and logged his seventh career sack in the third quarter off Christian Ponder ... **9/23 at IND:** Made four tackles (three solo), including two tackles for loss ... **10/21 at OAK:** Had four tackles (two solo) with one QB pressure and one fumble recovery ... **10/28 at GB:** Totaled seven tackles (four solo) with one tackle for loss and one QB pressure ... **11/8 vs. IND:** Talled seven tackles (four solo) with two QB pressures. Sacked Andrew Luck in the first quarter, his eighth career sack and second of the season ... Made 10 tackles (three solo) on **12/2 at BUF** and followed with seven tackles on **12/9 vs. NYJ** ... **12/16 at MIA:** Split a sack with DE Jason Babin of Ryan Tannehill ... **12/23 vs. NE:** Started at DT and made four tackles (two solo) with one sack and one QB pressure. Sacked Tom Brady in the fourth quarter ...

2011: Started all 16 games at DT for the second consecutive season ... Compiled a career-high 81 tackles (43 solo) along with 2.5 sacks, four tackles for loss, one fumble recovery and two passes defended ... Ranked second on the club with 22 QB pressures ... One of eight players to start all 16 games, one of only five defensive players ... Played major role on defense that ranked sixth in the NFL (313.0 avg.), the highest ranking for the club since 2006 ... **9/11 vs. TEN:** Opened season with three QB pressures, one pass defended and two solo tackles ... **9/25 at CAR:** Established a career-high with 11 tackles along with two tackles for loss and one pass defended ... **10/6 at PIT:** Sacked QB Ben Roethlisberger for a three-yard loss in the fourth quarter and totaled six tackles ... **10/30 at HOU:** Tied his career-high with 11 tackles and added two QB pressures ... **11/13 at IND:** Recovered a fumble by QB Dan Orlovsky in the fourth quarter which led to a Jaguars TD which sealed the victory ... **11/20 at CLE:** Split a sack with LB Russell Allen on QB Colt McCoy in the fourth quarter ... **12/11 vs. TB:** Produced three solo tackles, one sack and one QB pressure. Sacked QB Josh Freeman for a two-yard loss in the second quarter ...

2010: Started all 16 games as a rookie at DT, joining 2009 third-round pick Terrence Knighton as the only two DL in franchise history to accomplish the feat ... Ranked tied for second on team with 3.5 sacks and third with seven

tackles for loss ... Totaled 77 tackles (50 solo), three passes defended and 20 QB pressures ... Ranked second in the NFL among all rookie defensive tackles in sacks including two in the first three games ... **9/12 vs. DEN:** Only rookie to start on opening day for the Jaguars and finished with seven tackles, one QB hit and first career sack ... Sacked Kyle Orton for a six-yard loss in the second quarter ... **9/26 vs. PHI:** Recorded eight tackles and split a sack with Knighton in the third quarter ... **10/31 at DAL:** Compiled six tackles, one sack, one tackle for loss and two QB hits ... **11/21 vs. CLE:** Registered a sack for the second time in three games ... **12/5 at TEN:** Totaled four tackles and a team-high four QB hits ...

COLLEGE: Four-year letterman, playing in 52 games with 40 starts ... Never missed a game and started 39 consecutive games to complete his career ... Played DE and DT in 3-4 scheme ... Career totals include 195 tackles, 26 tackles for loss, 16 sacks, seven passes defended, four forced fumbles and four fumble recoveries ... Added one INT, 11 QB pressures and one blocked kick ... Three-time winner of the Brick Muller Award as team's most valuable defensive lineman ... Signed with California prior to 2005 season but enrolled in January of 2006 ... Started all 13 games as a senior at LDE in 3-4 defense for the third consecutive season ... Led All-Pac-10 linemen with career-high 65 tackles ... First-team All-Pac 10 selection ... Added a team-high 7.5 sacks and 11.5 tackles for loss ... Served as team captain ... Honored with Joe Roth Award given to the player that best exemplifies courage, attitude and sportsmanship ... Started all 13 games as a junior ... Posted 62 tackles, six sacks and 11 tackles for loss ... Earned second-team All-Pac 10 honors ... Started all 13 games as a sophomore for the first time in his career, mainly at DE in 3-4 defense ... Led DL with 52 tackles including 3.5 for loss ... Added 2.5 sacks, one INT and team-high four fumble recoveries ... Recovered first career fumble vs. Arizona and raced to the end zone for a TD ... Appeared in all 13 games as a true freshman with one start ... Majored in ethnic studies.

PERSONAL: Married (Desire) with sons, Tyree and Tydes, and daughter, Dereon ... Resides in Jacksonville, FL ... Attended St. Louis High School in Honolulu ... School also produced current NFL players Olin Kreutz (Chicago), Dominic Raiola (Detroit) and former NFL running back Chris Fuamatu-Ma'afala among others ... Was two-time all-state selection by Honolulu Star Bulletin ... Ranked as No. 2 player in state in 2005 by Rivals.com ... Posted team-high seven sacks and 59 tackles as a senior ... Parents are Ta'avao and Levaa'i Alualu ... Has seven sisters: Taimane-Ruta, Tanya, Tasia, Tatiana, Timena, Trinity and Trust, and one brother, Tupu ... Fourth member of his family to play college football. His uncle, Tupu Alualu played at Hawaii, cousin Ben Alualu played at Arizona and cousin, Tyrone Alualu, played at Laney College ... Lives by the motto "God first, and everything else will fall into place" ... Full name: Tyson Asi Alualu.

2013 GAME-BY-GAME STATISTICS

DATE	GAME	TKL	SOLO	ASST	ST	SACKS	FF	FR	PD	TFL
09/08	vs. Kansas City	0	0	0	0	0.0	0	0	0	0
09/15	at Oakland	4	2	2	0	0.5	0	0	0	0
09/22	at Seattle	5	2	3	0	0.0	0	0	0	0
09/29	vs. Indianapolis	1	1	0	0	1.0	0	0	0	1
10/06	at St. Louis	3	3	0	0	0.0	0	0	0	0
10/13	at Denver	1	1	0	0	0.0	0	0	0	0
10/20	vs. San Diego	6	6	0	0	0.0	0	0	0	0
10/27	vs. San Francisco	3	3	0	0	0.0	0	0	1	0
BYE WEEK										
11/10	at Tennessee	3	2	1	0	0.0	0	0	0	0
11/17	vs. Arizona	2	2	0	0	0.0	0	0	0	0
11/24	at Houston	3	3	0	0	0.0	0	0	0	0
12/01	at Cleveland	1	1	0	0	0.0	0	0	0	1
12/05	vs. Houston	3	3	0	0	0.0	0	0	0	0
12/15	vs. Buffalo	6	4	2	0	0.0	0	0	0	1
12/22	vs. Tennessee	1	1	0	0	0.0	0	0	0	0
12/29	at Indianapolis	2	0	2	0	0.0	0	0	0	0
2013 TOTALS		44	34	10	0	1.5	0	0	1	3

REGULAR SEASON CAREER STATISTICS

	GP/GS	TKL	SOLO	ASST	ST	SACKS	FF	FR	PD	TFL
2010 Jacksonville	16/16	77	50	27	0	3.5	0	0	3	7
2011 Jacksonville	16/16	81	43	38	0	2.5	0	1	2	4
2012 Jacksonville	16/16	82	36	46	0	3.5	0	0	0	3
2013 Jacksonville	16/16	44	34	10	0	1.5	0	0	1	3
NFL totals: 4 yrs	63/63	284	163	121	0	11.0	0	1	6	17

19

BRYAN ANGER

PUNTER

6-3 202 LBS.

CALIFORNIA

BORN OCTOBER 6, 1988

CAMARILLO, CALIFORNIA

ACQ. 3RD ROUND OF 2012 DRAFT (70TH)

EXP: 2ND YEAR



GAMES PLAYED/STARTED: 2012 (16/0), 2013 (16/0)
NFL TOTALS: 32 games, 0 starts
POSTSEASON TOTALS: 0 games, 0 starts
TRANSACTIONS: Originally selected in the third round (70th overall) of the 2012 draft.

PRO: Has played in all 32 games after being selected in the third round of the 2012 draft ... Ranks first in franchise history in career punting average (46.7) and net punting average (40.7) ... Holds top two marks in team history for single-season gross average, net average and most punts in a season with 95 in 2013 and 91 in 2012 ... Recorded 31 punts inside the 20 in each of his first two seasons, the third-most in team history ... Of his 186 career punts, 57 went for 50-plus yards and 12 for 60-plus yards ... Ranks second in the NFL from 2012-13 for most punts (186), fourth in punts inside the 20 (62), eighth in net average (40.7) and ninth in gross average (46.7) ... Has five of the 12 longest punts in franchise history including a career-long 73-yarder on Nov. 4, 2012 against Detroit ... Set NFL rookie records and franchise records in 2012 for gross and net punting, finishing with a 47.8-yard average and 40.8-yard net on 91 punts ... Also set team records for single season gross and net averages, as well as mark for most punts (91), surpassing Bryan Barker's 85 in 1998 ... Named to Pro Football Weekly All-Rookie Team ... Selected with the 70th overall pick in the third round, the highest a punter has been selected in the NFL draft since 1995 (Todd Sauerbrun, 54th overall, Chicago) ... Highest drafted specialist in Jaguars history and fifth overall, and third punter selected overall (David Leaverton, 5th round, 2001; Adam Podlesh, 4th round, 2007) ... Three-time All-Pac 12 first-team selection ... Two-time Ray Guy Award semifinalist ... Played in East-West Shrine game ...

2013: Served as the punter and holder in all 16 games ... Finished with a franchise-record 95 punts for a 45.7-yard average and 40.5-yard net ... His gross and net averages were second-highest of his career and second-highest in franchise history ... Matched his career-high with 31 punts inside the 20 ... **9/8 vs. KC:** Set a franchise record with 11 punts for a 50.5-yard average and 41.5-yard net average. Had two punts downed inside the 20 ... **9/15 at OAK:** Punted eight times for 349 yards (43.6 avg.) and 39.5-yard net average. Had three punts downed inside the 20. His 19 punts through the first two games were most in team history ... **9/22 at SEA:** Punted seven times for 42.7-yard average and 38.0 net. Had two punts downed inside the 20 ... **9/29 vs. IND:** Punted six times for a 48.3-yard average and a 45.2-yard net average. Had a long of 61 yards ... **10/6 at STL:** Had five punts for a 48.2-yard average with a long of 54. Matched his season-best with a 45.2-yard net average for the second consecutive week ... **11/10 at TEN:** Had his fifth game of the season with at least seven punts, totaling a 43.4-yard average, 38.4-yard net, on seven punts. Had three punts downed inside the 20 ... **11/17 vs. ARI:** Had a career-high six of eight punts downed inside the 20. Finished with a 47.8-yard average and 45.0-yard net with a long of 58 yards ... **11/24 at HOU:** Punted six times for 43.2-yard average and 33.3-yard net. Had two punts downed inside the 20 ... **12/1 at CLE:** Downed four of seven punts inside the 20. Finished with a 43.7-yard average and 33.9-yard net ... **12/22 vs. TEN:** Recorded four punts for a 45.5-yard average and a season-best 45.8-yard net with two downed inside the 20 ...

2012: Appeared in all 16 games as a punter and also served as holder ... Punted 91 times for 4,353 yards (47.8 avg.) and 40.8 net with 31 punts inside the 20 ... Set NFL rookie and team records for gross and net average ... Ranked third in the NFL with 40 punts of 50-plus yards, sixth with a 47.8-yard average and seventh with a 42.4-yard net average ... Had 11 punts of 60-plus yards including a long of 73 yards ... **9/9 at MIN:** Made NFL debut with four punts for a 53.5 yard average (net 43.0) ... **9/16 vs. HOU:** Punted nine times for a 52.6 yard average (net 43.5) with a long of 60 and three downed inside the 20. Made one tackle. The nine punts tied for the second-most in team history for a game ... **9/23 at IND:** Had six punts for a 53.5 average (net 45.3) with a long of 66 and one downed inside the 20. The second quarter 66-yard punt was the fifth-longest in franchise history. Made one tackle ... **10/21 at OAK:** Called on for nine punts and finished with a 42.1 average (net 39.2) with a long of 55 ... **10/28 at GB:** Had a second quarter punt blocked by Davon House and recovered in the end zone by Dezman Moses for a TD. Produced a 40.6 average (net 30.5) on five punts with a long of 57 ... **11/4 vs. DET:** Recorded a career-long 73-yard punt in the first quarter, the fourth-longest in franchise history. Finished with a 50.5 average (50.5 net) on four punts ... **11/18 at HOU:** Punted five times for a 48.4 average (33.2 net) with a long of 62. Made one special teams tackle ... **12/9 vs. NYJ:** Had eight punts for a 45.4 average (43.1 net) with a long of 55 and five downed inside the 20 ... **12/23 vs. NE:** Finished with a 56.3 average (45.8 net) on four punts with a long of 65 ... **12/30 at TEN:** Had two of his five punts (46.4 avg.) returned for touchdowns

by Darius Reynaud in season-finale.

COLLEGE: Four-year letterman, playing in 51 games ... Became only second player in school history to earn first-team all-conference honors in three straight seasons ... Punted 255 times for 11,094 yards (43.5 avg.) and 38.2-yard net ... His 43.5-yard career average ranks second in school history and sixth in Pac-12 Conference history ... Finished career with 90 of his 255 punts (35.3 pct.) downed inside the 20-yard line ... Only 81 of 255 punts (31.8 pct.) were returned ... Had a 43.5-yard gross average, the second-best in school history ... Set school record as a junior with a 45.6-yard gross average ... Received the College Football Performance Awards' Elite Punter Trophy for his combined performance during the 2010 and '11 campaigns ... Averaged 40.0 yards per punt or more in a game 39 times ... Had at least one punt of 50 or more yards in 38 games ... Credited with four of the 12 longest punts in school history including a career-long 76-yard punt at Stanford as a freshman ... Only player in school history to win the J. Scott Duncan Award as Cal's Most Valuable Special Teams Player for the same three seasons ... Recorded 53 punts for 44.2-yard average and career-best 39.7 net as a senior... Named first-team All-America by The NFL Draft Report ... Earned All-Pac 12 Conference first-team honors by the coaches ... Had 19 punts downed inside the 20-yard line, 13 fair catches and 17 returns for 100 yards ... Had at least one punt of 50 or more yards in 11 games ... Candidate for the Campbell Trophy, often referred to as the "Academic Heisman," and the Lowe's Senior Class Award ... Punted 62 times for 45.6-yard average and 39.1 net as a junior... Set 23-year old school single-season record for gross average, the sixth-highest in the nation ... His 39.1-yard net average ranked third in the nation ... Named to the All-Pac 10 Conference first-team by the coaches, joining Nick Harris (1999-2000) as the only punters in school history to earn all-conference honors in consecutive seasons ... Placed 21 punts inside the 20-yard line ... Recorded 24 punts of 50-plus yards including a season-long 71-yarder against Stanford ... All-Pac 10 first-team selection as a sophomore ... Punted 69 times for 2,861 yards (41.5 avg.) ... Served as punter as a redshirt freshman ... Earned first-team Freshman All-America honors from College Football News ... Second-team All-Pac 10 selection by the coaches ... Finished with 3,063 yards on 71 punts for a 43.1-yard average and 37.2 net ... Graduated in December of 2011 with a bachelor's degree in integrative biology.

PERSONAL: Attended Camarillo (Calif.) High School ... Did not begin punting until junior season ... Was named first-team All-America by EA Sports and USA Today as a senior ... Averaged 41.8 yards per punt with 11 punts downed inside the 20-yard line ... Listed as nation's second-best punter by Rivals.com ... Selected to the All-Far West team by Super Prep ... Garnered Cal-Hi Sports first-team All-State accolades ... Also saw action at WR and finished with 42 receptions for 678 yards and six TDs as a senior ... Selected as school's Scholar Athlete of the Year ... Son of Jean and Mike Anger ... Brother, Michael Jr. played football at San Diego and soccer at UC Irvin ... Full name: Bryan Corey Anger.

2013 GAME-BY-GAME STATISTICS

DATE	GAME	PUNTS	YARDS	GROSS		NET			
				AVG.	FC	AVG.	IN 20	LG	BLK
09/08	vs. Kansas City	11	556	50.5	1	41.5	2	58	0
09/15	at Oakland	8	349	43.6	2	39.5	3	57	0
09/22	at Seattle	7	299	42.7	2	38.0	2	48	0
09/29	vs. Indianapolis	6	290	48.3	0	45.2	1	61	0
10/06	at St. Louis	5	241	48.2	0	45.2	1	54	0
10/13	at Denver	3	135	45.0	1	44.7	2	48	0
10/20	vs. San Diego	3	150	50.0	0	39.7	1	54	0
10/27	vs. San Francisco	4	178	44.5	1	38.5	0	51	0
BYE WEEK									
11/10	at Tennessee	7	304	43.4	2	38.4	3	53	0
11/17	vs. Arizona	8	382	47.8	2	45.0	6	58	0
11/24	at Houston	6	259	43.2	1	33.3	2	59	0
12/01	at Cleveland	7	306	43.7	3	33.9	4	58	0
12/05	vs. Houston	8	341	42.6	2	37.5	1	57	0
12/15	vs. Buffalo	3	136	45.3	0	44.0	1	48	0
12/22	vs. Tennessee	4	182	45.5	2	45.8	2	56	0
12/29	at Indianapolis	5	230	46.0	3	45.0	0	49	0
2013 TOTALS		95	4,338	45.7	22	40.5	31	61	0

REGULAR SEASON CAREER STATISTICS

	GP	PUNTS	YARDS	GROSS AVG.	FC	NET AVG.	IN 20	LG	BLK
2012	16	91	4,353	47.8	29	40.8	31	73	1
2013	16	95	4,338	45.7	22	40.5	31	61	0
NFL TOTALS:	32	186	8,691	46.7	51	40.7	62	73	1

58

JASON BABIN

DEFENSIVE END

6-3 267 LBS.

WESTERN MICHIGAN

BORN MAY 24, 1980

PAW PAW, MICHIGAN

ACQ. WAIVERS (PHILADELPHIA) 2012

EXP: 10TH YEAR



GAMES PLAYED/STARTED: 2004 (16/16), 2005 (12/3), 2006 (15/3), 2007 (2/0, 0/0), 2008 (9/4), 2009 (12/0, 1/0), 2010 (16/16), 2011 (16/16), 2012 (16/16), 2013 (16/16)

NFL TOTALS: 130 games, 90 starts

JAGUARS TOTALS: 21 games, 21 starts

POSTSEASON TOTALS: 1 game, 0 starts

TRANSACTIONS: Originally drafted by Houston in the first round (27th overall) of the 2004 draft ... Traded to Seattle on 9/1/07 ... Waived on 9/18/08 ... Signed by Kansas City on 11/12/08 ... Signed by Philadelphia as an unrestricted free agent on 8/4/09 ... Signed by Tennessee as an unrestricted free agent on 3/17/10 ... Signed by Philadelphia as a free agent on 7/29/11 ... Waived on 11/27/12 ... Claimed off waivers by Jacksonville on 11/28/12.

PRO: Tenth-year pro is considered one of the NFL's top pass rushers ... Two-time Pro Bowl selection (2010-11) ... Has played in 130 games with 90 starts and totaled 62.5 career sacks ... Career totals include 442 tackles (298 solo), 14 forced fumbles and three fumble recoveries ... Has spent time with Houston (2004-06), Seattle (2007-08), Kansas City (2008), Tennessee (2010), Philadelphia (2009, 2011-12) and Jacksonville (2012-13) ... Played in final five games for Jaguars in 2012 after he was claimed off waivers from Philadelphia on Nov. 28 ... Registered at least seven sacks in each of the last four seasons ... Of his 14 career forced fumbles, 12 have come in the last five seasons ... Has 14 career multi-sack games including three games with at least three sacks ... Produced a career-high 18 sacks in 2011, the third-most in the NFL, and had 12.5 sacks in 2010 ... Started first 11 games of 2012 season for Eagles and led team with 5.5 sacks including sacks in three of the last four games ...

2013: Started all 16 games at DE for the fourth time in his career ... One of only three defensive players (Tyson Alualu, Sen'Derrick Marks) and five players overall to start all 16 games ... Led team in sacks (7.5), QB pressures (19) and forced fumbles (3) and tied for team-lead in tackles for loss (10) ... Had 4.5 sacks in the last five games ... **9/8 vs. KC:** Finished with three solo tackles, one sack, one tackle for loss and two QB hits. Marked fourth straight season with a sack on Kickoff Weekend ... **9/22 at SEA:** Recorded his second sack of the season, taking down Russell Wilson in the first quarter. Finished with six tackles, one tackle for loss and two QB hits ... **9/29 vs. IND:** Posted three tackles (two solo), one tackle for loss and a team-high four QB Hits ... **10/27 vs. SF:** Forced a fumble of RB Frank Gore in the third quarter that was recovered by the Jaguars ... **11/17 vs. ARI:** Led all DL with five tackles (four solo), one sack, two tackles for loss and two QB hits. Sacked Carson Palmer in the fourth quarter to force a Cardinals punt ... **12/1 at CLE:** Totaled three tackles (two solo), 1.5 sacks, two QB hits and one forced fumble. Sacked Brandon Weeden and forced a fumble late in the second quarter that was recovered by DT Sen'Derrick Marks. Split a sack with Paul Posluszny in the third quarter ... **12/5 vs. HOU:** Sacked Case Keenum in the first quarter and forced a fumble that was recovered by the Texans. Marked second straight game with a sack and a forced fumble ... **12/22 vs. TEN:** Registered his team-high sixth sack of the season, taking down QB Ryan Fitzpatrick for an eight-yard loss at the end of the first half. Added three solo tackles, one tackle for loss, one QB hit and one pass defended. Marked his first career sack against Tennessee, giving him sacks against 27 of 31 teams he has played against ... **12/29 at IND:** Sacked QB Andrew Luck in the second quarter to finish with a team-high 7.5 sacks. Added a team-high three QB pressures ...

2012: Started first 11 games for Philadelphia before he was waived on Nov. 27 ... Led Eagles in sacks with 5.5 and added 30 QB pressures, 32 tackles and one two forced fumbles ... Was claimed off waivers by the Jaguars on Nov. 28 and totaled 1.5 sacks, two forced fumbles, four tackles for loss and eight QB pressures in five games ... Sacked Brandon Weeden in season-opener on **9/9 at CLE** and added six QB pressures and a forced fumble ... Recorded 1.5 sacks of Kevin Kolb on **9/23 at ARI**, his 13th career multi-sack game ... Sacked and forced a fumble of Drew Brees on **11/5 at NO** ... Brought down Robert Griffin for a sack on **11/18 at WAS** ... Had a sack of Cam Newton on **11/26 vs. CAR**, his third four games ... Made Jaguars debut on **12/2 at BUF** and totaled five tackles and one tackle for loss ... Started on **12/9 vs. NYJ** and made three tackles, one tackle for loss, one sack, one forced fumble and one fumble recovery. Had a sack/forced fumble/fumble recovery of Mark Sanchez in the second quarter ... **12/16 at MIA:** Forced a fumble on QB Ryan Tannehill on a half-sack in the second quarter and added three tackles ... **12/23 vs. NE:** Totaled four tackles and one tackle for loss along with six QB pressures ...

2011: Started all 16 games and produced a career-high 18 sacks ... His 18 sacks ranked third in the NFL and were the third-most in Eagles history behind

Reggie White (21.0, 1987) and Clyde Simmons (19.0, 1992) ... Earned second straight Pro Bowl selection and named second-team AP All-Pro ... Also led team in QB pressures (48) and forced fumbles (3) ... Added 63 tackles (37 solo) ... Opened season with two sacks of Sam Bradford on **9/11 at STL** ... Took down Eli Manning on **9/25 vs. NYG**, combining with DE Trent Cole and DT Cullen Jenkins to become the first trio of Eagles players ever to have a sack in three straight games ... Amassed a career-high 3.0 sacks of Alex Smith on **10/2 vs. SF**, while also contributing six QB pressures and a forced fumble. Marked first time in his career with a sack in four straight games ... Had two sacks of Tony Romo on **10/30 vs. DAL** ... Stripped the ball from Eli Manning for his 10th sack of the season on **11/20 at NYG** ... Registered his second three-sack performance of the season on **12/11 at MIA** and added a forced fumble of Matt Moore ... Recorded his third three-sack game on **12/18 vs. NYJ**, becoming only the 10th player in NFL history and first Eagle ever to have three or more sacks in back-to-back games ...

2010: Started all 16 games for Tennessee and made first career Pro Bowl ... Set career-highs in tackles (93), sacks (12.5) and forced fumbles (2) ... His 12.5 sacks ranked third in the AFC and sixth in the NFL ... Ranked second on the team with 10 tackles for loss ... Opened season with a sack and forced fumble of Jason Campbell on **9/12 vs. OAK** ... Led team with 10 tackles including a sack of Dennis Dixon on **9/19 vs. PIT** ... Notched 1.5 sacks off Kyle Orton on **10/3 vs. DEN** ... Registered a sack of Philip Rivers on **10/31 at SD** and Donovan McNabb on **11/21 vs. WAS** ... Dropped Matt Schaub for a sack on **11/28 at HOU** and Peyton Manning on **12/9 vs. IND** ... Matched a career-high with two sacks of Schaub on **12/19 vs. HOU** along with seven tackles, three QB pressures and a forced fumble ... Amassed 11 tackles and a half sack on **12/26 at KC** ...

2009: Appeared in 12 games for the Eagles ... Finished with 20 tackles (13 solo) and 2.5 sacks ... Notched at least a half sack in three consecutive games **10/26 at WAS**, **11/1 vs. NYG** and **11/8 vs. DAL** ...

2008: Began season with Seattle where he played in the first two games before he was waived on Sept. 18 ... Signed by Kansas City on Nov. 12 and played in seven games ... Sacked Philip Rivers on **12/14 vs. SD** and recorded a sack of Ryan Fitzpatrick on **12/28 at CIN** ...

2007: Appeared in two games for Seattle ...

2006: Saw action in 15 games with three starts for the Texans at LDE ... Finished with 25 tackles and a then career-high five sacks ... Registered a sack of Peyton Manning on **9/17 at IND** ... Tallied two sacks of David Garrard on **11/12 at JAX** ... Sacked Aaron Brooks for a 15-yard loss on **12/3 at OAK** and took down Tom Brady on **12/17 at NE** ...

2005: Played in 12 games with three starts at OLB ... Totaled 45 tackles (29 solo), four sacks and two forced fumbles ... Missed four games with a shoulder injury ... Recorded his first two sacks of the season on **12/18 vs. ARI** with sacks of Kurt Warner and John Navarre ... Registered 13 tackles and two sacks of Alex Smith on **1/1 at SF** ...

2004: Started all 16 games as a rookie at OLB ... Totaled 76 tackles (51 solo), four sacks and two fumble recoveries ... Recorded his first career sack on **9/12 at DET** off Joey Harrington ... Totaled five tackles and a sack of Daunte Culpepper on **10/10 vs. MIN** ... Racked up nine tackles and a sack of Chad Pennington on **12/5 at NYJ** ... Recorded first career fumble recovery on **12/19 at CHI** off Chad Hutchinson ... Made a sack of David Garrard and recovered a fumble on **12/26 at JAX** ...

COLLEGE: Appeared in 47 games with 25 starts at Western Michigan ... Was first player in school history to be selected in the first round of the NFL draft ... Finished his career with 38 sacks, 299 tackles, eight forced fumbles and two fumble recoveries ... Set school career records for sacks and tackles for loss (75) ... Two-time MAC Defensive Player of the Year and first-team All-MAC selection ... Posted 115 tackles, 15 sacks and 33 tackles for loss as a senior ... Earned first-team All-America honors from The NFL Draft Report and College Sports Report ... As a junior, totaled 94 tackles, 26 tackles for loss, 15 sacks, two forced fumbles, one fumble recovery and two passes defended ... Posted 56 tackles, 13 tackles for loss and a team-high seven sacks as a sophomore ... Only true freshman to letter for the Broncos after recording 34 tackles ... Majored in criminal justice.

PERSONAL: Married (Sara) with two sons, Maddux Bo and Talan Davis ... Attended Paw Paw High School where he was a two-time defensive MVP ... Missed his senior season with a broken leg ... Also lettered in wrestling and won a state title ... Plans to concentrate on real estate development when he retires ... Twitter handle is @JasonBabin93 ... Avid hunter ... Owns and operates Babin Ranch, a cattle ranch that is situated on 435 heavily wooded acres in Center, Texas ... Heavily involved with the Paw Paw Rocket Football League, a non-profit football organization located in his hometown that provides children with the opportunity to become involved in community football ... Has a fan site, www.babinfanclub.com where he sells merchandise and holds various contests for fans.

BABIN'S 2013 GAME-BY-GAME STATISTICS

DATE	GAME	TKL	SOLO	ASST	ST	SACKS	FF	FR	PD	TFL	INT
09/08	vs. Kansas City	3	3	0	0	1.0	0	0	0	1	0
09/15	at Oakland	2	2	0	0	0.0	0	0	0	0	0
09/22	at Seattle	6	3	3	0	1.0	0	0	0	1	0
09/29	vs. Indianapolis	3	2	1	0	0.0	0	0	0	1	0
10/06	at St. Louis	1	1	0	0	0.0	0	0	0	0	0
10/13	at Denver	1	1	0	0	0.0	0	0	1	1	0
10/20	vs. San Diego	0	0	0	0	0.0	0	0	0	0	0
10/27	vs. San Francisco	2	2	0	0	0.0	1	0	0	1	0
	BYE WEEK										
11/10	at Tennessee	2	1	1	0	0.0	0	0	0	1	0
11/17	vs. Arizona	5	4	1	0	1.0	0	0	0	2	0
11/24	at Houston	1	0	1	0	0.0	0	0	0	0	0
12/01	at Cleveland	3	2	1	0	1.5	1	0	0	0	0
12/05	vs. Houston	2	2	0	0	1.0	1	0	0	0	0
12/15	vs. Buffalo	5	4	1	0	0.0	0	0	0	0	0
12/22	vs. Tennessee	3	3	0	0	1.0	0	0	1	1	0
12/29	at Indianapolis	1	1	0	0	1.0	0	0	0	1	0
2013 TOTALS		40	31	9	0	7.5	3	0	2	10	0

BABIN'S REGULAR SEASON CAREER STATISTICS

		GP/GS	TKL	SOLO	ASST	ST	SACKS	FF	FR	INT
2004	Houston	16/16	76	51	25	1	4.0	0	2	0
2005	Houston	12/3	45	29	16	0	4.0	2	0	0
2006	Houston	15/3	25	19	6	1	5.0	0	0	0
2007	Seattle	2/0	0	0	0	0	0	0	0	0
2008	Seattle	2/0	1	1	0	0	0	0	0	0
	Kansas City	7/4	30	29	1	0	2.0	0	0	0
2009	Philadelphia	12/0	20	13	7	1	2.5	0	0	0
2010	Tennessee	16/16	93	56	37	0	12.5	2	0	0
2011	Philadelphia	16/16	63	37	26	0	18.0	3	0	0
2012	Philadelphia	11/11	32	24	8	0	5.5	2	0	0
	Jacksonville	5/5	17	8	9	0	1.5	2	1	0
2013	Jacksonville	16/16	40	31	9	0	7.5	3	0	0
NFL totals: 10 yrs		130/90	442	298	144	3	62.5	14	3	0

23

ALAN BALL

CORNERBACK

6-2 197 LBS.


ILLINOIS

BORN MARCH 29, 1985

DETROIT, MICHIGAN

UNRESTRICTED FREE AGENT (HOUSTON) 2013

EXP: 6TH YEAR



GAMES PLAYED/STARTED: 2007 (2/0), 2008 (10/0), 2009 (16/3, 2/0), 2010 (16/16), 2011 (16/2), 2012 (11/1, 2/0), 2013 (15/15)

NFL TOTALS: 86 games, 37 starts

JAGUARS TOTALS: 15 games, 15 starts

POSTSEASON TOTALS: 4 games, 0 starts

TRANSACTIONS: Originally drafted by Dallas in the seventh round (237th overall) of the 2007 draft ... Waived on 9/2/07 ... Signed by Dallas to practice squad on 9/4/07 ... Activated to 53-man roster on 12/11/07 ... Signed by Houston as an unrestricted free agent on 6/4/12 ... Signed by Jacksonville as an unrestricted free agent on 3/15/13.

PRO: Sixth-year DB has ability to play CB and S ... Has played in 86 games with 37 starts including all 16 games in three of six seasons ... Career totals include 155 tackles (133 solo), five INTs, 31 passes defended, one forced fumble and one fumble recovery ... Excels on special teams and registered 38 career tackles ... Recorded a career-high 47 tackles and 14 passes defended in his first season with the Jaguars in 2013 ... Spent five seasons (2007-11) with Dallas after being selected in the seventh round ... Played in 11 games for Houston in 2012 and two postseason games ...

2013: Started 15 games at CB in his first season with the Jaguars ... Led team with a career-high 14 passes defended ... Posted a career-high 47 tackles (41 solo) and matched his career-high with two INTs ... **9/8 vs. KC:** Started at RCB in Jaguars debut and made four solo tackles and one pass defended ... **9/15 at OAK:** Started at RCB and registered a season-high seven tackles ... Was inactive (groin) on **9/22 at SEA** ... **9/29 vs. IND:** Returned to the lineup and posted three tackles (two solo) ... **11/17 vs. ARI:** Posted a career-high four passes defended along with three solo tackles ... **11/24 at HOU:** Held Texans WR Andre Johnson to two catches for 36 yards. Finished with one solo tackle and one pass defended ... **12/5 vs. HOU:** Intercepted Case Keenum in the first half, his first INT as a member of the Jaguars. Added four tackles (two solo) and one pass defended ... **12/22 vs. TEN:** Recorded his fifth career INT and second in the last three games as he intercepted QB Ryan Fitzpatrick in the third quarter. Finished with two solo tackles and one pass defended ... **12/29 at IND:** Made two solo tackles and one pass defended, surpassing his previous single-season high for tackles ...

2012: Saw action in 11 games with one start at CB ... Made seven tackles and three passes defended ... Ranked second on the team with a career-high 13 special teams tackles ... Was inactive for the last five games with a foot injury ... Recorded two special teams tackles and a forced fumble on **9/30 vs. TEN** ... Assisted on two special teams tackles on **10/21 vs. BAL** and led team with two special teams stops on **11/4 vs. BUF** ... Had a season-high four special teams tackles on **11/18 vs. JAX** ... Earned first start of the season on **11/22 at DET** and tallied five tackles and two passes defended ... Returned to action after missing five games and made three special teams tackles in AFC Wild Card Playoff game on **1/5 vs. CIN** ... Had one tackle and one special teams tackle in AFC Divisional Playoff game on **1/13 at NE** ...

2011: Appeared in all 16 games with two starts ... Totaled 32 tackles (26 solo), one INT and a career-high six passes defended ... Made first start of the season on **9/18 at SF** and recorded four solo tackles and one INT ... Started on **11/13 vs. BUF** and finished with four tackles (three solo) and one pass defended ... Made three solo tackles and added a special teams tackle in the season finale on **1/1 at NYG** ...

2010: Started all 16 games at FS for the only time in his career ... Finished with 50 tackles, a half sack, one QB pressure, two INTs, five passes defended and two forced fumbles ... Opened the season on **9/12 at WAS** with six tackles and the first forced fumble of his career ... Registered a career-high nine tackles on **10/31 vs. JAX** ... Tallied five tackles, one forced fumble and made first career INT on **11/14 at NYG** ... Had two tackles, two passes defended and INT in overtime win on **12/5 at IND** ...

2009: Played in all 16 games with three starts ... Totaled 18 tackles (15 solo), three passes defended and ranked third on the team with 16 special teams tackles ... Tied for team-lead with three special teams tackles on **10/11 at KC** along with two tackles on defense ... Led club with three special teams tackles on **11/1 vs. SEA** ... Was named special teams captain for NFC Wild Card Playoff game on **1/9 vs. PHI** and had one tackle in his postseason debut ...

2008: Saw action in 10 games, mainly on special teams ... Made four tackles (three solo) and one pass defended ... Posted four tackles on **10/26 vs. TB** ... Had a season and then career-high three special teams tackles on **11/27 vs.**

SEA on Thanksgiving Day ... Was inactive the final two games with an ankle injury ...

2007: Spent the first 14 weeks of the season on the Cowboys' practice squad ... Saw action in two games and made two tackles ... Made NFL debut on **12/22** at **CAR** and had one special teams tackle.

COLLEGE: Four-year letterman ... Career totals included 199 tackles, eight tackles for loss, two INTs, 23 passes defended and one forced fumble ... Had a career-high 62 tackles, three tackles for loss, one INT and 13 passes defended as a senior ... Named the team's most outstanding DB as a junior, playing in all 11 games with seven starts, and leading the team with 55 tackles ... Made 10 starts as a sophomore and contributed 37 tackles, one pass defended and one tackle for loss ... Played in seven games with five starts as a freshman, and recorded 44 tackles, four passes defended and one forced fumble ... Was enrolled in the College of Liberal Arts and Sciences.

PERSONAL: Attended St. Martin De Porres in Detroit, Mich. ... Two-year letterman and earned PrepStar and SuperPrep all-region selection and was named to the Lansing State Journal "Catch 22" list as a senior ... Helped lead his team to 2001 state championship and was named a top-50 DB recruit nationally by Rivals.com ... Had 15 INTs as a senior ... Earned all-state honors in track, winning back-to-back 110-meter hurdles state titles as a junior and senior ... Full name: Alan Ball.

BALL'S 2013 GAME-BY-GAME STATISTICS

DATE	GAME	TKL	SOLO	ASST	SACKS	FF	FR	INT	PD
09/08	vs. Kansas City	4	4	0	0	0	0	0	1
09/15	at Oakland	7	6	1	0	0	0	0	0
09/22	at Seattle	Inactive (groin)							
09/29	vs. Indianapolis	3	2	1	0	0	0	0	0
10/06	at St. Louis	4	4	0	0	0	0	0	0
10/13	at Denver	4	4	0	0	0	0	0	0
10/20	vs. San Diego	2	2	0	0	0	0	0	0
10/27	vs. San Francisco	3	1	2	0	0	0	0	2
	BYE WEEK								
11/10	at Tennessee	3	3	0	0	0	0	0	2
11/17	vs. Arizona	3	3	0	0	0	0	0	4
11/24	at Houston	1	1	0	0	0	0	0	1
12/01	at Cleveland	2	2	0	0	0	0	0	1
12/05	vs. Houston	4	2	2	0	0	0	1	1
12/15	vs. Buffalo	3	3	0	0	0	0	0	0
12/22	vs. Tennessee	2	2	0	0	0	0	1	1
12/29	at Indianapolis	2	2	0	0	0	0	0	1
2013 TOTALS		47	41	6	0	0	0	2	14

BALL'S REGULAR SEASON CAREER STATISTICS

YEAR	TEAM	GP/GS	TKL	SOLO	ASST	SACKS	FF	FR	INT	PD
2007	Dallas	2/ 0	2	2	0	0.0	0	0	0	0
2008	Dallas	10/ 0	4	3	1	0.0	0	0	0	1
2009	Dallas	16/ 3	18	15	3	0.0	0	0	0	3
2010	Dallas	16/16	45	40	5	0.5	1	0	2	4
2011	Dallas	16/ 2	32	26	6	0.0	0	1	1	6
2012	Houston	11/ 1	7	7	0	0.0	0	0	0	3
2013	Jacksonville	15/15	47	41	6	0.0	0	0	2	14
NFL TOTALS:	6 yrs	86/37	155	134	21	0.5	1	1	5	31

ADDITIONAL STATISTICS: Special teams tackles: 38 total, 1 in 2007, 5 in 2008, 13 in 2009, 1 in 2010, 5 in 2011, 13 in 2012

24

WILL BLACKMON

CORNERBACK
6-0 210 LBS.
BOSTON COLLEGE
BORN OCTOBER 27, 1984
PROVIDENCE, RHODE ISLAND
ACQ. FREE AGENT 2013
EXP: 7TH YEAR

GAMES PLAYED/STARTED: 2006 (4/0), 2007 (9/1), 2008 (16/1), 2009 (3/0), 2010 (5/0), 2011 (6/0), 2013 (15/8)

NFL TOTALS: 58 games, 10 starts

JAGUARS TOTALS: 15 games, 8 starts

POSTSEASON TOTALS: 4 games, 0 starts

TRANSACTIONS: Originally drafted by Green Bay in the fourth round (115th overall) of the 2006 draft ... Waived on 9/5/10 ... Signed as free agent by the New York Giants on 10/28/10 ... Waived on 1/1/11 ... Signed as free agent by the New York Giants on 11/23/11 ... Signed as unrestricted free agent by Seattle on 2/13/13 ... Released on 8/27/13 ... Signed as free agent by Jacksonville on 8/28/13.

PRO: Seventh-year pro sees action at CB and also as return specialist ... Has played in 58 career games with 10 starts and produced 64 tackles (50 solo), one INT, one sack, six fumble recoveries, four forced fumbles and 11 passes defended ... Added 71 punt returns for 8.9-yard average and 81 kickoff returns for 20.7-yard average ... Started a career-high eight games in 2013 after joining the Jaguars during the final week of the preseason and posted a career-best 40 tackles and 10 passes defended ... Has also spent time with Green Bay, the New York Giants and Seattle ... Has three career punt returns for TDs ... In 2008, he became only the fourth player in Packers history to return multiple punts for TDs in the same season ... Scored his first two NFL TDs in the same game in 2007, returning a punt 57 yards and recovering a fumble on a punt return on Dec. 9 vs. Oakland Three-year letterman at Boston College.

2013: Played in a career-best 15 games with eight starts and produced the highest totals of his career ... Finished with 40 tackles (30 solo), 10 passes defended, three tackles for loss, two forced fumbles, one fumble recovery and one INT ... Added five punt returns for two yards ... **9/8 vs. KC:** Saw action at CB for the entire second half after injury to CB Dwayne Gratz. **9/15 at OAK:** Started at LCB, his first start since 2008 and third of his career, and produced three tackles (one solo stop) ... **9/22 at SEA:** Started at LCB and registered a season-high seven tackles (four solo) along with one tackle for loss and one pass defended. ... **9/29 vs. IND:** Started at LCB and posted three tackles, his first career INT and a career-high four passes defended. Intercepted Andrew Luck on a tipped ball on the first drive of the game but an offside penalty on Jason Babin nullified the play. On the Colts ensuing series, he intercepted Luck for his first career pick ... **10/13 at DEN:** Made six tackles (four solo) and forced a fumble of RB Ronnie Hillman in the third quarter ... **11/10 at TEN:** Sealed the club's first win with a sack/forced fumble/fumble recovery of QB Ryan Fitzpatrick in the fourth quarter and returned it 21 yards for a TD. Marked his first career sack ... Was inactive (shoulder) on **11/24 at HOU** ... **12/22 vs. TEN:** Saw extensive action at CB after Dwayne Gratz left due to injury. Finished with five solo tackles including one stop for loss ... **12/29 vs. IND:** Started at CB and totaled five tackles (four solo) and one pass defended ...

2012: After being released by the Giants on 03/13/12, played for the Arizona Rattlers of the Arena Football League.

2011: Saw action in six games ... Registered two solo tackles on **12/4 vs. GB** ... Made one special teams tackle on **12/11 at DAL** and on **12/24 at NYJ** and made two special teams tackles on **1/1 vs. DAL** ... Played in all four post-season games and was a member of the Super Bowl Champion New York Giants.

2010: Saw action in five games and totaled one solo tackle and one special teams tackle.

2009: Was active for three games, **9/20 vs. CIN**, **9/27 at STL** and **10/5 at MIN**.

2008: Saw action in all 16 games and made one start ... Made four tackles (three solo) on **9/14 at DET** ... Registered three special teams tackles on **9/21 vs. DAL** ... Started at CB and recorded four solo tackles **10/19 vs. IND** ... Recorded a season-high four special teams tackles on **12/22 at CHI**.

2007: Was active for nine games ... Recovered a fumble on **12/9 vs. OAK** ... Recorded one pass defense on **12/16 at STL** ... Started at LCB and recorded one tackle and one special teams tackle on **12/30 vs. DET**.

2006: Was active for four games, on **10/22 at MIA**, on **10/29 vs. ARI**, on **11/5 at BUF**, on **11/12 at MIN**.

COLLEGE: Three-year letterman (2003-05) at Boston College ... Played in 48 games, including 34 starts ... Spent first three years at CB (22 starts) before switching to WR as a senior and proceeded to lead team in catches and receiving yards ... Earned all-conference distinction final three seasons ... Finished career with 141 tackles, eight INTs, 22 passes defended, three forced fumbles, and two fumble recoveries ... Also established a number of school records, including career kickoff-return yardage (2,700), career kickoff returns (110), single-season kickoff-return yardage (922) and single-season kickoff returns (36) ... Started all 12 games at WR as a senior but saw action on both sides of the ball ... Played in all 12 games as a junior, starting nine at CB, and became first player in school history to return both a punt and kickoff for a TD in the same season becoming a second-team All-Big East selection ... Started all 13 games at CB as a sophomore and earned second-team All-Big East honors ... Saw action in 11 games as a freshman ... Earned bachelor's degree in English.

PERSONAL: Earned 2001 All-America first team honors from USA Today, ESPN.com, SuperPrep and PrepStar as a senior at Bishop Hendrickson High School in Warwick, R.I., which retired his No. 27 in 2008 ... Three-year letterman was selected to participate in the 2002 U.S. Army All-American Game played at San Antonio's Alamodome ... Named Gatorade Rhode Island Player of the Year after his senior season, in which he rushed for 1,618 yards and 24 TDs ... Also had 100 tackles and three INTs. Chosen as the top player in New England by SuperPrep and PrepStar ... Lettered in track three years, winning the 100-meter dash in the Rhode Island state meet (10.87) ... Twitter handle is @Will Blackmon.

2013 GAME-BY-GAME STATISTICS

DATE	GAME	TKL	SOLO	ASST	SACKS	FF	FR	INT	PD
09/08	vs. Kansas City	1	1	0	0.0	0	0	0	1
09/15	at Oakland	3	1	2	0.0	0	0	0	0
09/22	at Seattle	7	4	3	0.0	0	0	0	1
09/29	vs. Indianapolis	3	3	0	0.0	0	0	1	4
10/06	at St. Louis	1	1	0	0.0	0	0	0	3
10/13	at Denver	6	4	2	0.0	1	0	0	0
10/20	vs. San Diego	4	3	1	0.0	0	0	0	0
10/27	vs. San Francisco	0	0	0	0.0	0	0	0	0
	BYE WEEK								
11/10	at Tennessee	1	1	0	1.0	1	1	0	0
11/17	vs. Arizona	4	3	1	0.0	0	0	0	0
11/24	at Houston				INACTIVE (SHOULDER)				
12/01	at Cleveland	0	0	0	0.0	0	0	0	0
12/05	vs. Houston	0	0	0	0.0	0	0	0	0
12/15	vs. Buffalo	0	0	0	0.0	0	0	0	0
12/22	vs. Tennessee	5	5	0	0.0	0	0	0	0
12/29	at Indianapolis	5	4	1	0.0	0	0	0	1
2013 TOTALS		40	30	10	1.0	2	1	1	10

WILL BLACKMON REGULAR SEASON STATISTICS

YEAR	TEAM	GP/GS	TKL	SOLO	ASST	SACKS	FF	FR	INT	PD
2006	GB	4/0	0	0	0	0.0	0	0	0	0
2007	GB	9/1	2	2	0	0.0	0	1	0	1
2008	GB	16/1	19	16	3	0.0	2	4	0	0
2009	GB	3/0	0	0	0	0.0	0	0	0	0
2010	NYG	5/0	1	1	0	0.0	0	0	0	0
2011	NYG	6/0	2	2	0	0.0	0	0	0	0
2013	JAX	15/8	40	30	10	1.0	2	1	1	10
NFL TOTALS:		58/10	64	51	13	1.0	4	6	1	11

ADDITIONAL STATISTICS: Special teams tackles: 21 total, 1 in 2006, 2 in 2007, 14 in 2008, 1 in 2009, 0 in 2010, 3 in 2011. Had 21-yard fumble recovery for a TD on Nov. 10, 2013 at Tennessee.

PUNT RETURNS

YEAR	TEAM	PR	FC	YDS	AVG	LG	TD
2007	GB	8	0	106	13.3	57t	1
2008	GB	36	11	398	11.1	76t	2
2009	GB	3	1	11	3.7	6	0
2010	NYG	14	7	94	6.7	22	0
2011	NYG	6	2	25	4.2	16	0
2013	JAX	4	4	2	0.5	5	0
NFL TOTALS:		71	25	636	8.9	76t	3

KICK RETURNS

YEAR	TEAM	KR	FC	YDS	AVG	LG	TD
2007	GB	1	0	3	3.0	3	0
2008	GB	55	0	1,157	21.0	45	0
2009	GB	10	0	233	23.3	28	0
2010	NYG	13	0	238	18.3	42	0
2011	NYG	2	0	43	21.5	32	0
NFL TOTALS:		81	0	1,674	20.7	45	0

78 CAMERON BRADFIELD

OFFENSIVE LINEMAN

6-4 308 LBS.

GRAND VALLEY STATE

BORN SEPTEMBER 14, 1987

GRAND RAPIDS, MICHIGAN

ACQ. ROOKIE FREE AGENT 2011

EXP: 3RD YEAR

GAMES PLAYED/STARTED: 2011 (9/2), 2012 (14/12), 2013 (15/11)

NFL TOTALS: 38 games, 25 starts

POSTSEASON TOTALS: 0 games, 0 starts

TRANSACTIONS: Originally signed as an undrafted rookie on 7/27/11.

PRO: Third-year pro has ability to play both G and T ... Started 25 career games (12 at LT, 13 at RT) since joining club as a rookie free agent ... Saw action in a career-high 15 games in 2013 ... One of only three undrafted rookies (Jamar Newsome, Kevin Rutland) to make the opening day roster in 2011 ... Made a career-high 12 starts in 2012, all at RT ...

2013: Played in a career-high 15 games with 11 starts at LT ... Was inactive on **9/8 vs. KC** ... **9/15 at OAK:** Saw action on special teams and two-TE alignment on **9/15 at OAK**, **9/22 at SEA** and **9/29 vs. IND** ... Rotated in and out at RT on **10/6 at STL** and then moved to LT in the second quarter for the remainder of the game after injury to Luke Joeckel ... Made first start of the season on **10/13 at DEN**, getting the start at LT ... Started at LT on **10/27 vs. SF** and was part of an offensive line that did not allow a sack for the first time in 51 games ... Started at LT on **11/24 at HOU** and was part of OL that helped club rush for a season-high 118 yards on 28 carries ... Blocked for a rushing attack on **12/5 vs. HOU** that gained a then season-high 149 yards including six carries of nine-plus yards ... Paved way for a season-high 159 yards on the ground on **12/15 vs. BUF** ...

2012: Played in a career-high 14 games with 12 starts at RT ... Opened season with start on **9/9 at MIN** but was limited to just 24 snaps due to right ankle injury ... Was inactive on **9/16 vs. HOU** and **9/23 vs. IND** ... Returned to the starting lineup on **9/30 vs. CIN** and started the next 11 games ... Played in goal line formation on special teams on **12/23 vs. NE** ... Saw action on special teams in season-finale on **12/30 at TEN** ...

2011: Appeared in nine games with two starts as a rookie ... Was inactive for two games and dressed but did not play in five games ... Made NFL debut on **9/11 vs. TEN** and saw action in two-TE formation and on special teams ... Earned first career start at LT on **10/16 at PIT** when Eugene Monroe and Eben Britton were unable to play due to injuries. Club rushed for 133 yards on 30 carries ... Saw action at RT on **11/13 at IND** and **12/15 at ATL** ... Started at RT on **12/24 at TEN** and helped Maurice Jones-Drew rush for 103 yards.

COLLEGE: Three year starter ... Started all 13 games at LT as a senior ... American Football Coaches Association and Associated Press All-America first-team selection ... Named conference offensive lineman of the year ... Part of OL that helped team average 216.3 rushing yards per game and 437.6 total yards per game ... Started all 15 games at RT as a junior ... Associated Press third-team All-America selection ... Started all 12 games at RT ... Honorable-mention all-conference selection and was named team's most improved player ... Saw action in all 13 games as a freshman as a reserve OL ... Made move from TE to OL in 2006 and did not play ... Majored in business administration.

PERSONAL: Single ... Attended Grand Rapids Creston High (Mich.) ... First-team all-city selection ... Also lettered in basketball ... Son of James and Cynthia Bradfield ... Full name: Cameron Bradfield.

90

ANDRE BRANCH

DEFENSIVE END
6-5 265 LBS.
CLEMSON
BORN JULY 14, 1989
RICHMOND, VIRGINIA
ACQ. 2ND ROUND OF 2012 DRAFT (38TH)
EXP: 2ND YEAR



GAMES PLAYED/STARTED: 2012 (13/3), 2013 (16/0)
NFL TOTALS: 29 games, 3 starts
POSTSEASON TOTALS: 0 games, 0 starts
TRANSACTIONS: Originally selected in second round (38th overall) in 2012 draft.

PRO: Second-year DE sees action in DL rotation ... Possesses long arms with an eighty-two inch wing span ... Has played in 29 games and made three starts in first two seasons ... Career totals include 57 tackles (39 solo), seven sacks, 17 QB pressures, one forced fumble and one fumble recovery ... Added two special teams tackles ... Posted career-best six sacks in 2013 ... Was placed on injured reserve with a groin injury as a rookie and missed the final three games ... Finished collegiate career with 17.5 sacks and 33.5 tackles for loss ... Played in the Senior Bowl ... First player from Clemson drafted by the Jaguars in franchise history ... Became only fourth DE selected by the Jaguars in the first two rounds in franchise history ...

2013: Played in all 16 games and ranked second on the team with a career-high six sacks ... Produced career-high 37 tackles (30 solo), nine QB pressures and tied for team-lead with 10 tackles for loss ... **10/6 at STL:** Recorded his first sack of the season and second of his career in the third quarter. Added three solo tackles, one tackle for loss and one QB hit ... **11/17 vs. ARI:** Totaled two solo tackles, one sack, two tackles for loss and two QB hits. Sacked Carson Palmer in the third quarter ... **11/24 at HOU:** Posted a sack in his second consecutive game, taking down QB Case Keenum for a 19-yard loss in the first quarter. Added two solo tackles, one tackle for loss, one QB hit and one pass defended ... **12/5 vs. HOU:** Registered a sack for the third time in the last four games and finished with four tackles (three solo), one tackle for loss and one QB hit ... **12/15 vs. BUF:** Had a sack for the second consecutive game and added five tackles including two tackles for loss ... **12/22 vs. TEN:** Totaled four tackles (three solo), one sack, one tackle for loss and one QB hit. Sacked QB Ryan Fitzpatrick in the second quarter, his third straight game with a sack ...

2012: Appeared in 13 games as a rookie and made three starts ... Finished with 20 tackles (11 solo), one sack, one forced fumble, one fumble recovery and two passes defended ... Suffered a season-ending groin injury and was placed on injured reserve on Dec. 18, missing the final two games ... Made NFL debut on **9/9 at MIN** and recorded three tackles and two QB pressures ... Made first career start on **9/16 vs. HOU** and totaled six tackles with two QB pressures ... **10/28 at GB:** Had two tackles (one solo) with one pass defended. Logged first career sack, forced fumble and fumble recovery on a second quarter sack of Aaron Rodgers, setting up a TD before halftime ... **11/18 at HOU:** Played 20 snaps at DE with one QB pressure and made two special teams tackles ... Was inactive (groin) on **12/16 at MIA** and was placed on injured reserve (groin) on Dec. 18.

COLLEGE: Four-year letterman, playing in 48 games with 27 starts ... Career totals include 197 tackles (142 solo), 17.5 sacks, 33.5 tackles for loss and 41 QB pressures ... Added 11 passes defended ... Finished with a career-high 10.5 sacks as a senior, fourth-most in school history ... Started all 14 games as a senior at DE ... Team co-captain ... Earned second-team All-America honors by the Walter Camp Foundation, CBSSports.com, Phil Steele, Rivals.com and Sports Illustrated ... First-team All-ACC selection ... Registered a career-high 10.5 sacks, the most in the ACC and the fourth-most in school history for a season ... Compiled career-best 85 tackles (64 solo), team-high 17 tackles for loss, 17 QB pressures, one fumble recovery and one forced fumble ... The 17 tackles for loss ranked third in ACC ... Started 13 games at DE as a junior in first season as starter ... Finished with 55 tackles (36 solo), five sacks, 7.5 tackles for loss and team-high 16 QB pressures ... Led all ACC defensive ends with seven passes defended ... Appeared in all 14 games as a sophomore ... Recorded 46 tackles (33 solo), two sacks, eight tackles for loss and seven QB pressures ... Played in first four games as a freshman and final three games ... Totaled 11 tackles (nine solo) along with two special teams tackles ... Redshirted as a freshman ... Majored in sociology.

PERSONAL: Single ... Attended Varina High School in Richmond, Virginia ... Two-year starter at LB and TE ... Helped team to 11-2 mark as a senior and 9-1 record as a junior ... Rated the 47th-best prospect in the state by Rivals.com ... Recorded 62 tackles, seven tackles for loss, three sacks, two INTs and two fumble recoveries as a senior ... Also lettered in basketball ... Born in Richmond, Virginia ... Twitter handle is @BranchNout90 ... Full name: Orlan-dus Andre Branch.

2013 GAME-BY-GAME STATISTICS

DATE	GAME	TKL	SOLO	ASST	ST	SACKS	FF	FR	PD	TFL
09/08	vs. Kansas City	0	0	0	0	0.0	0	0	0	0
09/15	at Oakland	0	0	0	0	0.0	0	0	0	0
09/22	at Seattle	2	0	2	0	0.0	0	0	0	0
09/29	vs. Indianapolis	1	1	0	0	0.0	0	0	0	1
10/06	at St. Louis	3	3	0	0	1.0	0	0	0	1
10/13	at Denver	4	4	0	0	0.0	0	0	0	1
10/20	vs. San Diego	2	2	0	0	0.0	0	0	0	0
10/27	vs. San Francisco	2	1	1	0	0.0	0	0	0	0
BYE WEEK										
11/10	at Tennessee	3	3	0	0	0.0	0	0	1	0
11/17	vs. Arizona	2	2	0	0	1.0	0	0	0	2
11/24	at Houston	2	2	0	0	1.0	0	0	1	1
12/01	at Cleveland	3	2	1	0	0.0	0	0	0	0
12/05	vs. Houston	4	3	1	0	1.0	0	0	0	1
12/15	vs. Buffalo	5	4	1	0	1.0	0	0	0	2
12/22	vs. Tennessee	4	3	1	0	1.0	0	0	0	1
12/29	at Indianapolis	0	0	0	0	0.0	0	0	1	0
2013 TOTALS		37	30	7	0	6.0	0	0	3	9

REGULAR SEASON CAREER STATISTICS

		GP/GS	TKL	SOLO	ASST	ST	SACKS	FF	FR	INT
2012	Jacksonville	13/3	20	9	11	2	1.0	1	1	0
2013	Jacksonville	16/0	37	30	7	0	6.0	0	0	0
NFL Totals: 2 years		29/3	57	39	18	2	7.0	1	1	0

60

MIKE BREWSTER

CENTER/GUARD
6-4 305 LBS.
OHIO STATE
BORN JULY 27, 1989
ORLANDO, FLORIDA
ACQ. ROOKIE FREE AGENT 2012
EXP: 2ND YEAR

GAMES PLAYED/STARTED: 2012 (12/7), 2013 (14/3)
NFL TOTALS: 26 games, 10 starts
POSTSEASON TOTALS: 0 games, 0 starts
TRANSACTIONS: Originally signed as an undrafted free agent in 2012.

PRO: Second-year pro has ability to play C and G ... One of four undrafted rookies to make the opening day roster in 2012, joining DB Antwon Blake, WR Kevin Elliott and LB Julian Stanford ... Played in 12 games with seven starts at LG as a rookie and saw action in 14 games with three starts in 2013 ... Finished each of his first two seasons on injured reserve, with a hand injury as a rookie and an ankle injury in 2013 ... Four-year starter at Ohio State ... Attended Edgewater High School in Orlando, Fla. ...

2013: Saw action in a career-high 14 games with three starts at LG ... Inserted into the game at LG on **9/8 vs. KC** in the fourth quarter after Will Rackley suffered a knee injury ... Saw action at RG on **9/15 at OAK** in the fourth quarter for injured Uche Nwaneri ... Was inserted into the game on **10/27 vs. SF** in the second quarter at LG after injury to Rackley. Also saw action on special teams ... Started at LG on **11/10 at TEN**, his first start of the season, and also made start the following week on **11/17 vs. ARI** ... Was inserted into the game late in the fourth quarter on **12/1 at CLE** when Rackley left with an injury ... **12/15 vs. BUF:** Started at LG. Was forced to leave the game in the first quarter after suffering a fractured left ankle ... Was placed on injured reserve on Dec. 16 ...

2012: Appeared in 12 games as a rookie and made seven starts at LG ... Missed final three games with a hand injury ... Made NFL debut on **9/9 at MIN** and played both RG and LG, filling in for injured Eben Britton and Uche Nwaneri at different times ... Saw action on special teams on **9/16 at HOU** ... Made first career start at LG on **9/23 at IND** ... Played the entire second half at LG on **9/30 vs. CIN** ... Saw action on special teams and limited action at RG when Nwaneri left the game with an injury on **10/21 at OAK** ... Started and played every snap at LG on **10/28 at GB**, **11/4 vs. DET**, **11/8 vs. IND**, **11/18 at HOU** and **11/25 vs. TEN** ... Started at LG on **12/2 at BUF** and left game in the second quarter with a hand injury but returned in the third quarter ... Was inactive (hand) on **12/9 vs. NYJ** ... Was placed on injured reserve (hand) on Dec. 11.

COLLEGE: Four-year starter ... Named with Mike Adams as the team's Jim Parker Award winner as the team's most outstanding offensive lineman in 2011 ... One of four team captains as voted on by players ... Ended career with 49 straight starts, the second-longest streak in school history (Luke Fickell, 50 starts) ... Earned first-team All-America and first-team All-Big Ten as a junior ... Was the only junior to be named a finalist for the Rimington Trophy as the nation's outstanding center ... Was a Freshman All-America honoree after making 10 starts ... Graduated in December 2011 with a degree in strategic communications.

PERSONAL: Attended Edgewater High School in Orlando, Florida ... Played offense and defense and earned all-state honors as a senior and earned All-America honors from USA Today, Parade and EA Sports ... Regarded as a five-star prospect by Scout.com and was listed as the No. 1 center in the class of 2008 ... Full name: Michael Brewster.

12

MIKE BROWN

WIDE RECEIVER
5-10 200 LBS.
LIBERTY
BORN FEBRUARY 9, 1989
CHARLOTTESVILLE, VIRGINIA
ACQ. ROOKIE FREE AGENT 2012
EXP: 1ST YEAR

GAMES PLAYED/STARTED: 2012 (2/1), 2013 (11/6)
NFL TOTALS: 13 games, 7 starts
POSTSEASON TOTALS: 0 games, 0 starts
TRANSACTIONS: Originally signed as an undrafted rookie on 5/7/12 ... Waived on 8/31/12 ... Signed by Jacksonville to practice squad on 9/1/12 ... Signed to active roster on 12/18/12.

PRO: Posted career-high numbers in 2013 with 32 catches for 446 yards and two TDs ... Has played in 13 career games with seven starts ... Former collegiate QB spent first 15 weeks on the Jaguars' practice squad in 2012 ... Was moved to 53-man roster on Dec. 18 and played in the final two games ... Two-time Big South Offensive Player of the Year honoree at Liberty ...

2013: Saw action in a career-high 11 games with six starts at WR ... Produced career-best 32 receptions for 446 yards and two TDs along with first career 100-yard receiving game ... Missed five games due to injuries ... **9/8 vs. KC:** Saw extensive action at WR and made first career reception, a 14-yard grab from Blaine Gabbert ... Was inactive on **9/15 at OAK**, **9/22 at SEA**, **9/29 vs. IND** and **10/6 at STL** with a back injury ... **10/20 vs. SD:** Posted career-high numbers with five catches for 120 yards (24.0) with receptions of 43, 32 and 19 yards. All 120 yards came in the second half ... **10/27 vs. SF:** Scored first career TD on a 29-yard reception from Chad Henne in the third quarter. Finished with three catches for 43 yards ... **12/22 vs. TEN:** Matched his season-high for receptions with five that went for 71 yards. Scored his second TD of the season in the second quarter on a seven-yard pass from Chad Henne. Had a 24-yard reception in the second quarter ...

2012: Played in final two games ... Spent first 15 weeks on the Jaguars' practice squad after joining the club as a rookie free agent ... Activated to the club's 53-man roster on Dec. 18 ... Made NFL debut at WR on **12/23 vs. NE** ... Started at WR in season-finale on **12/30 at TEN** ...

COLLEGE: Former collegiate QB ... Two-time Walter Payton Award candidate and Big South Offensive Player of the Year honoree ... Finished career with school record in completion percentage (65.0), ranked fifth in TD passes (45) and sixth in passing yards (6,072) ... Started 10 games as a senior and was 196 of 299 passing for 2,664 yards with 18 TDs and 10 INTs ... Ranked second on team with 553 rushing yards on 130 carries with nine TDs ... Majored in business management ...

PERSONAL: Single ... Four-year letterman at Monticello High School as QB and DB ... Also lettered in baseball and basketball ... Captained both the football and basketball team in his final three seasons ... National Honor Society member ... Full name: Mike Brown.

2013 GAME-BY-GAME STATISTICS

DATE	GAME	RECs	YDS	AVG.	LG	TD
09/08	vs. Kansas City	1	14	14.0	14	0
09/15	at Oakland			Inactive (back)		
09/22	at Seattle			Inactive (back)		
09/29	vs. Indianapolis			Inactive (back)		
10/06	at St. Louis			Inactive (back)		
10/13	at Denver	4	49	12.3	19	0
10/20	vs. San Diego	5	120	24.0	43	0
10/27	vs. San Francisco	3	43	14.3	29t	1
	BYE WEEK					
11/10	at Tennessee	2	40	20.0	23	0
11/17	vs. Arizona	2	23	11.5	15	0
11/24	at Houston			Inactive (SHOULDER)		
12/01	at Cleveland	1	7	7.0	7	0
12/05	vs. Houston	3	16	5.3	8	0
12/15	vs. Buffalo	3	20	6.7	12	0
12/22	vs. Tennessee	5	71	14.2	24	1
12/29	at Indianapolis	3	43	14.3	17	0
2013 TOTALS		32	446	13.9	43	2

REGULAR SEASON CAREER STATISTICS

YEAR	TEAM	GP/GS	RECs	YDS	AVG.	LG	TD
2012	Jacksonville	2/1	0	0	0	0	0
2013	Jacksonville	11/6	32	446	13.9	43	2
NFL Totals:		13/7	32	446	13.9	43	2

15

STEPHEN BURTON

WIDE RECEIVER

6-1 224 LBS.

WEST TEXAS A&M

BORN DECEMBER 11, 1989

LAKELWOOD, CALIFORNIA

ACQ. WAIVERS (MINNESOTA) 2013

EXP: 3RD YEAR



GAMES PLAYED/STARTED: 2011 (3/0, 0/0), 2012 (12/1, 0/0), 2013 (4/2)

NFL TOTALS: 19 games, 3 starts

JAGUARS TOTALS: 4 games, 2 starts

POSTSEASON TOTALS: 0 games, 0 starts

TRANSACTIONS: Originally drafted by Minnesota in the seventh round (236th overall) of the 2011 draft ... Waived on 9/3/11 ... Signed by Minnesota to practice squad on 9/5/11 ... Activated to 53-man roster on 10/25/11 ... Waived on 11/26/11 ... Signed by Minnesota as a free agent on 11/29/11 ... Waived on 8/31/13 ... Claimed off waivers by Jacksonville on 9/1/13.

PRO: Third-year WR was claimed off waivers by the Jaguars on Sept. 1, 2013 and played in four games with two starts ... Spent two seasons (2011-12) with Minnesota after being selected in the seventh round of the 2011 draft ... Has played in 19 career games with three starts, recording 15 receptions for 149 yards ... Played in 12 games in 2012 with the Vikings ... Played two seasons at West Texas A&M where he produced 132 receptions for 1,909 yards and 13 TDs ...

2013: Saw action in four games at WR and totaled a career-best eight catches for 76 yards ... Was inactive for nine games with a concussion and missed the final three games after being placed on injured reserve ... **9/8 vs. KC:** Made Jaguars debut and saw action at WR and as a kickoff returner. Had a 25-yard kickoff return ... **9/15 at OAK:** Saw extensive action at WR and produced two catches for 23 yards including a career-long 22-yard grab. Returned three kickoffs for 24.7-yard average with a long of 32 ... **9/22 at SEA:** Started at WR and posted a career-best five receptions for 42 yards with a long of 13 ... **11/10 at TEN:** Started at WR and had one reception for 11 yards. Left game in the fourth quarter with a concussion and did not return ... Was placed on injured reserve on Dec. 9 ...

2012: Played in a career-high 12 games and made one start ... Finished with five receptions for 35 yards and one TD ... Caught first career TD pass (7 yards) on a batted ball in the end zone on **9/16 at IND** ... Made first career start on **10/21 vs. ARI** ... Registered a career-high three catches for 22 yards on **12/16 at STL** ... Was inactive for final two regular season games and NFC Wild Card game on **1/5 at GB** ...

2011: Began rookie season on practice squad before moving to 53-man roster ... Played in three games and had two receptions for 38 yards ... Made NFL debut on **10/30 at CAR** ... Had two catches for 38 yards on **12/8 vs. DEN** ... Played in final game of the season on **12/11 at DET** and suffered injury that placed him on injured reserve the following day.

COLLEGE: Earned first-team All-Lone Star Conference honors as a senior, finishing with 70 catches for 1,021 yards and 11 TDs ... Had 62 receptions for 888 yards and two TDs as a junior including three 100-yard receiving games ... Spent two seasons at Long Beach Community College where he earned first-team SCFA All-Southern Conference honors ... Had 39 receptions for 923 yards and also returned 23 kicks for 23.9-yard average as a sophomore ... Majored in exercise science ...

PERSONAL: Attended Lakewood (Calif.) Artesia High School ... Earned Offensive Player of the Year honors as a WR and RB ... Was not offered a scholarship out of high school.

2013 GAME-BY-GAME STATISTICS

DATE	GAME	RECs	YDS	AVG.	LG	TD
09/08	vs. Kansas City	0	0	0.0	0	0
09/15	at Oakland	2	23	11.5	22	0
09/22	at Seattle	5	42	8.4	13	0
09/29	vs. Indianapolis			Inactive	(concussion)	
10/06	at St. Louis			Inactive	(concussion)	
10/13	at Denver			Inactive	(concussion)	
10/20	vs. San Diego			Inactive	(concussion)	
10/27	vs. San Francisco			Inactive	(concussion)	
	BYE WEEK					
11/10	at Tennessee	1	11	11.0	11	0
11/17	vs. Arizona			Inactive	(concussion)	
11/24	at Houston			Inactive	(concussion)	
12/01	at Cleveland			Inactive	(concussion)	
12/05	vs. Houston			Inactive	(concussion)	
12/15	vs. Buffalo			Injured	Reserve	
12/22	vs. Tennessee			Injured	Reserve	
12/29	at Indianapolis			Injured	Reserve	
2013 TOTALS		8	76	9.5	22	0

BURTON'S REGULAR SEASON STATISTICS

YEAR	GP/GS	NO	YDS	AVG	LG	TD
2011 Minnesota	3/0	2	38	19.0	21	0
2012 Minnesota	12/1	5	35	7.0	13	1
2013 Jacksonville	4/2	8	76	9.5	22	0
NFL TOTALS	19/3	15	149	9.9	22	1

DELONE CARTER / JOHNATHAN CYPRIEN

34

DELONE CARTER

RUNNING BACK
5-9 232 LBS.
SYRACUSE
BORN JUNE 22, 1987
AKRON, OHIO
ACQ: VETERAN FREE AGENT 2013
EXP: 3RD YEAR



GAMES PLAYED/STARTED: 2011 (16/3), 2012 (10/0), 2013 (0/0)

NFL TOTALS: 26 games, 3 starts

TRANSACTIONS: Originally drafted by Indianapolis in the fourth round of the 2011 draft (119th overall) ... Traded to Baltimore on 8/21/13 for WR David Reed ... Waived on 8/30/13 ... Signed by Jacksonville on 12/9/13.

PRO: Has appeared in 26 games with three starts ... Career totals include 133 rushes for 499 yards (3.8 avg.) and five TDs ... Added six receptions for 31 yards (5.2 rec. avg.) ... Signed by the Jaguars on Dec. 9, 2013 ...

2013: Spent the preseason with Indianapolis before he was traded to Baltimore on Aug. 21 and waived on Aug. 30 ... Signed by the Jaguars on Dec. 9 and dressed but did not play on **12/15 vs. BUF** ... Was inactive on **12/22 vs. TEN** and **12/29 at IND** ...

2012: Appeared in 10 games and rushed 32 times for 122 yards (3.8 avg.) and three TDs ... Rushed for touchdowns on **10/28 at TEN**, **11/18 at NE** and **12/09 vs. TEN** ... Caught one pass for 13 yards **12/09 vs. TEN**, his only reception of the season ...

2011: Appeared in all 16 games as a rookie ... Rushed 101 times for 377 yards (3.7 avg.) ... Posted a career-high 89 yards rushing on **10/23 at NO** ... Rushed for his first career touchdown on **10/09 vs. KC** ... Rushed for multiple first downs on **09/18 vs. CLE** and **10/23 at NO** ... Caught a career-high two passes on **10/09 vs. KC** and **10/30 at TEN**.

COLLEGE: Four-year letterman at Syracuse ... Career totals include 646 rushes for 3,104 yards (4.8 avg.) and 24 TDs ... As a senior, rushed 231 times for 1,233 yards and nine TDs ... His rushing total was the third-highest for a single-season in school history ... Was a second-team All-Big East choice and was named the Big East Offensive Player of the Week with 172 rushing yards and four touchdowns against Colgate ... Was named MVP of the East-West Shrine Game ... As a junior, rushed 236 times for 1,021 yards and 11 TDs ... As a sophomore, rushed 23 times for 137 yards ... Missed the 2007 season sitting out with a mediocal redshirt ... As a true freshman in 2006, rushed 156 times for 713 yards and four TDs ... Was a freshman All-America selection by The Sporting News and was a freshman first-team All-Big East choice ... Ended his collegiate career ranked third in school history in rushing yards and tied for seventh in touchdowns and 100-plus yard rushing games. Also ended his Syracuse tenure having not fumbled in 242 consecutive rushes ... Posted 11 career 100-plus yard rushing games ... Majored in child and family studies.

PERSONAL: Attended Copley (Ohio) High School ... Finished his prep career with 619 rushes for 5,291 yards and 77 touchdowns ... Totaled 2,788 yards and 49 touchdowns as a senior ... Was named Mr. Ohio Football and Sports Person of the Year by Dapper Dan Sports Club of Akron ... Was a unanimous choice for the Cleveland Plain-Dealer's Offensive Player of the Year ... Born in Akron, Ohio.

CARTER'S 2013 GAME-BY-GAME STATISTICS

DATE	GAME	RUSHING					RECEIVING					
		NO	YDS	AVG	LG	TD	NO	YDS	AVG	LG	TD	
12/15	vs. Buffalo											
12/22	vs. Tennessee											
12/29	at Indianapolis											
2013 TOTALS		0	0	0.0	0	0	0	0	0.0	0	0	0

CARTER'S CAREER STATISTICS

YEAR	GP/GS	RUSHING					RECEIVING				
		NO	YDS	AVG	LG	TD	NO	YDS	AVG	LG	TD
2011	16/3	101	377	3.7	42	2	5	18	3.6	7	0
2012	10/0	32	122	3.8	20	3	1	13	13.0	13	0
2013	0/0	0	0	0.0	0	0	0	0	0.0	0	0
CAREER:	26/3	133	499	3.8	42	5	6	31	5.2	13	0

37

JOHNATHAN CYPRIEN

SAFETY
6-0 217 LBS.
FLORIDA INTERNATIONAL
BORN JANUARY 1, 1990
NORTH MIAMI BEACH, FLORIDA
ACQ. 2ND ROUND OF 2013 DRAFT (33RD)
EXP: ROOKIE



GAMES PLAYED/STARTED: 2013 (15/15)

NFL TOTALS: 15 games, 15 starts

POSTSEASON TOTALS: 0 games, 0 starts

TRANSACTIONS: Originally drafted by Jacksonville in the second round (33rd overall) of the 2013 draft.

PRO: 2013 second-round pick started 15 games at SS as a rookie ... Ranked second on the team with 98 tackles (82 solo) and added two forced fumbles, one INT, three QB pressures, six passes defended and one sack ... Added two special teams tackles ... Saw action on a team-high 1,044 snaps in his first season despite missing one game ... Third-highest drafted safety in team history behind Reggie Nelson (1st round, 21st overall, 2007) and Donovan Darius (1st round, 25th overall, 1998) ...

2013: 9/8 vs. KC: Made NFL debut with start at SS and produced three solo tackles and one QB hit ... **9/15 at OAK:** Led secondary with a career-high eight tackles and forced a fumble of RB Darren McFadden in the fourth quarter that was recovered by S Dwight Lowery ... **9/22 at SEA:** Stripped QB Russell Wilson in the second quarter, forcing a fumble that was recovered by DT Brandon Deaderick. Marked first career sack and second consecutive game with a forced fumble. ... **10/6 at STL:** Led team with a career-high 12 tackles, all solo ... **11/17 vs. ARI:** Posted a team-high eight tackles (all solo) ... **11/24 at HOU:** Finished with six tackles (four solo) and a season-high two passes defended ... **12/1 at CLE:** Made first career interception, picking off Brandon Weeden in the second quarter. Added nine tackles, one pass defended and one special teams tackle ... **12/5 vs. HOU:** Posted his second double-digit tackle game of the season, finishing with 10 tackles (seven solo). Added one special teams tackle ... **12/15 vs. BUF:** Inactive (thigh) ... **12/29 at IND:** Led team with three passes defended and added six solo tackles ...

COLLEGE: Four-year letterman ... Appeared in 50 career games, starting the final 45 ... Career totals include a school-record 365 tackles, 22 passes defended, 13.5 tackles for a loss, seven INTs (one returned for a TD), a school-record six forced fumbles, two fumble recoveries and one sack ... His 213 solo tackles rank fifth overall (second among DBs) among active NCAA FBS players ... Started all 12 games at SS as a senior and was team captain ... Named the Sun Belt Conference Defensive Player of the Year by The NFL Draft Report ... First-team All-Sun Belt Conference selection ... Led the team for the second time in three seasons with 93 tackles (54 solo) ... Earned second-team All-Sun Belt Conference honors as a junior, starting all 13 games at SS ... Started all 13 games at SS as a sophomore ... Led team with a career-high 113 tackles (63 solo) ... Became the fourth player in school history to make at least 100 tackles in a season ... Appeared in all 12 games as a freshman, making seven starts ... Majored in physical therapy.

PERSONAL: Attended North Miami Beach (Fla.) High School ... Team captain as a senior ... Played both SS and WR ... As a junior, led the Chargers to a 12-1 record and a 16th-ranking in the state of Florida. Earned All-Dade County honors from the Miami Herald and was an All-District 12-6A first-team selection ... Teammates with current Detroit Lions safety, Louis Delmas and Tampa Bay Buccaneers cornerback, E.J. Biggers ... Honor Roll student. Son of Roselaure and Kennel Cyprien ... One of five children ... Twitter handle is @J_Cyprien.


CYPRIEN'S 2013 GAME-BY-GAME STATISTICS

DATE	GAME	TKL	SOLO	ASST	SACKS	FF	FR	INT	PD
09/08	vs. Kansas City	3	3	0	0.0	0	0	0	0
09/15	at Oakland	8	7	1	0.0	1	0	0	0
09/22	at Seattle	7	3	4	1.0	1	0	0	0
09/29	vs. Indianapolis	5	4	1	0.0	0	0	0	0
10/06	at St. Louis	12	12	0	0.0	0	0	0	0
10/13	at Denver	5	5	0	0.0	0	0	0	0
10/20	vs. San Diego	5	4	1	0.0	0	0	0	0
10/27	vs. San Francisco	2	2	0	0.0	0	0	0	0
	BYE WEEK								
11/10	at Tennessee	3	2	1	0.0	0	0	0	0
11/17	vs. Arizona	8	8	0	0.0	0	0	0	0
11/24	at Houston	6	4	2	0.0	0	0	0	2
12/01	at Cleveland	9	8	1	0.0	0	0	1	1
12/05	vs. Houston	10	7	3	0.0	0	0	0	0
12/15	vs. Buffalo				Inactive (thigh)				
12/22	vs. Tennessee	9	7	2	0.0	0	0	0	0
12/29	at Indianapolis	6	6	0	0.0	0	0	0	3
2013 TOTALS		98	82	16	1.0	2	0	1	6

59

RYAN DAVIS

DEFENSIVE END
6-2 260 LBS.
BETHUNE-COOKMAN
BORN FEBRUARY 24, 1989
TAMPA, FLORIDA
ACQ: ROOKIE FREE AGENT 2012
EXP: 1ST YEAR



GAMES PLAYED/STARTED: 2012 (1/0), 2013 (7/0)

NFL TOTALS: 8 games, 0 starts

POSTSEASON TOTALS: 0 games, 0 starts

TRANSACTIONS: Originally signed as an undrafted rookie 5/4/12 ... Waived on 8/31/12 ... Signed by Jacksonville to practice squad on 9/1/12 ... Signed by Jacksonville to active roster on 10/5/12 ... Waived on 10/23/12 ... Signed by Jacksonville to practice squad on 10/25/12 ... Signed as free agent on 12/31/12 ... Waived on 08/30/13 ... Signed by Jacksonville to the practice squad on 09/01/13 ... Promoted to the active roster on 11/15/13.

PRO: First-year DE has played in eight career games and totaled four solo tackles, one INT and one pass defended ... Spent majority of 2012 on the club's practice squad ... Finished career at Bethune-Cookman with 22 sacks and 49.5 tackles for loss ... Native of Tampa, Fla. ...

2013: Appeared in a career-high seven games and totaled seven tackles, one sack and one INT ... Spent first nine weeks on the club's practice squad before he was promoted to the active roster on Nov. 15 ... Made his 2013 debut on **11/17 vs. ARI** ... **11/24 at HOU:** Saw action in DL rotation and sealed the club's victory with an interception of Case Keenum with 45 seconds remaining in the game. Added two QB pressures ... **12/5 vs. HOU:** Registered his first career sack, taking down Matt Schaub with 20 seconds remaining in the game to seal the win. Tied for the team-lead with two tackles for loss and two QB hits ...

2012: Was on Jaguars' practice squad for majority of rookie season ... Spent the first four weeks of the season on the club's practice squad before he was promoted to 53-man roster ... Made NFL debut on **10/7 vs. CHI**, playing 17 snaps at DE ... Was inactive on **10/21 at OAK:** ... Waived on Oct. 23 and re-signed on Oct. 25 to practice squad for the remainder of the season.

COLLEGE: Finished career with 22 sacks and 49.5 tackles for loss ... Named Mid-Eastern Athletic Conference Defensive Player of the Year as a senior after recording 21.5 tackles for loss and 12 sacks ... Led MEAC in sacks and ranked second in tackles for loss ... Posted 65 tackles (40 solo), eight forced fumbles, 17 QB pressures and two fumble recoveries in final season ... Named defensive performer of the year by the College Football Performance Awards ... Started 10 games as a junior and led team in tackles for loss (18) and sacks (6.5) ... Added eight QB pressures, two forced fumbles and one INT while earning second-team All-MEAC honors ... Had 3.5 sacks and nine tackles for loss as a sophomore ... Majored in mass communications.

PERSONAL: Played TE and DE at Howard W. Blake High School in Tampa, Florida and earned Hillsborough County All-Star honors ... Also lettered in basketball and was the 2007 Hillsborough County Slam Dunk Champion and Western Conference Player of the Year ... Participated in Fellowship of Christian Athletes and Future Business Leaders of America ... Twitter handle is @BigDavis813.

2013 GAME-BY-GAME STATISTICS

DATE	GAME	TKL	SOLO	ASST	SACKS	FF	FR	INT	PD
09/08	vs. Kansas City								practice squad
09/15	at Oakland								practice squad
09/22	at Seattle								practice squad
09/29	vs. Indianapolis								practice squad
10/06	at St. Louis								practice squad
10/13	at Denver								practice squad
10/20	vs. San Diego								practice squad
10/27	vs. San Francisco								practice squad
	BYE WEEK								
11/10	at Tennessee								practice squad
11/17	vs. Arizona	0	0	0	0.0	0	0	0	0
11/24	at Houston	0	0	0	0.0	0	0	1	1
12/01	at Cleveland	0	0	0	0.0	0	0	0	0
12/05	vs. Houston	2	2	0	1.0	0	0	0	0
12/15	vs. Buffalo	0	0	0	0.0	0	0	0	0
12/22	vs. Tennessee	1	1	0	0.0	0	0	0	0
12/29	at Indianapolis	1	1	0	0.0	0	0	0	0
2013 TOTALS		4	4	0	1.0	0	0	1	1

REGULAR SEASON CAREER STATISTICS

YEAR	TEAM	GP/GS	TKL	SOLO	ASST	SACKS	FF	FR	INT	PD
2012	Jacksonville	1/0	0	0	0	0.0	0	0	0	0
2013	Jacksonville	7/0	7	7	0	1.0	0	0	1	1
NFL Totals: 3 years		8/0	7	7	0	1.0	0	0	1	1

92 BRANDON DEADERICK

DEFENSIVE END

6-4 305 LBS.


ALABAMA

BORN AUGUST 19, 1987

ELIZABETHTOWN, KENTUCKY

ACQ. WAIVERS (NEW ENGLAND) 2013

EXP: 4TH YEAR



GAMES PLAYED/STARTED: 2010 (10/4), 2011 (10/5), 2012 (14/5), 2013 (13/1)

NFL TOTALS: 47 games, 15 starts

JAGUARS TOTALS: 13 games, 1 start

POSTSEASON TOTALS: 6 games, 5 starts

TRANSACTIONS: Originally a seventh round (247th overall) selection by New England in the 2010 draft ... Waived on 5/13/13 ... Claimed off waivers by Jacksonville on 5/14/13.

PRO: Fourth-year DE has played in 47 games with 15 starts ... Career totals include 50 tackles (36 solo), 6.0 sacks, three forced fumbles, one fumble recovery and two passes defended ... Was claimed off waivers by the Jaguars on May 14, 2013 and played in 13 games for the club ... Spent previous three seasons (2010-12) with New England ... Drafted in the seventh round (247th overall) by the Patriots in 2010 ...

2013: Played in 13 games with one start in his first season with the Jaguars ... Had nine tackles (eight solo), one forced fumble, one fumble recovery and one pass defended ... Ended season on injured reserve with an elbow injury ... **9/8 vs. KC:** Made Jaguars debut and registered one solo tackle ... **9/15 vs. OAK:** Sacked QB Terrelle Pryor late in the second quarter and forced a fumble that was recovered by the Raiders ... **9/22 at SEA:** Had one assisted tackle and recovered a fumble of QB Russell Wilson that was forced by Johnathan Cyprien in the second quarter ... **10/6 at STL:** Saw action in DL rotation and had a season-high three solo tackles ... Had one pass defended on **10/13 at DEN** ... **12/5 vs. HOU:** Inactive ... **12/22 vs. TEN:** Made first start as a Jaguar and had one solo tackle. Left the game in the second quarter with a dislocated elbow and did not return ... Was placed on injured reserve on Dec. 23.

2012: Appeared in 14 games with five starts... Registered 14 tackles (eight solo), two forced fumbles, 1.0 sack and one pass defense ... Started first game of season on **12/2 at MIA** ... Tallied a season-high five tackles (one solo) on **12/10 vs. HOU** ... Started fifth consecutive game at DT and collected two tackles and his only sack of the season on **12/30 vs. MIA** ... Was inactive due to injury on **9/30 at BUF** and on **9/23 at BAL** ... Started at DT and recorded one tackle in the divisional playoff game on **1/13/13 vs. HOU** ... Saw action at DT and added one tackle in the AFC Championship on **1/20/13 vs. BAL**.

2011: Appeared in 10 games with five starts ... Recorded 17 tackles (11 solo) and 2.0 sacks ... Made first start of the season at LDE and recorded four tackles (two solo) on **11/06 vs. NYG** ... Registered a season-high five tackles (four solo) and 1.0 sack on **12/11 at WAS** ... Started at RDE and had a sack on **12/24 vs. MIA** ... Started all three games during the 2011 postseason and registered two tackles on **1/14/12 vs. DEN** in the Divisional round, two solo tackles in the AFC Championship on **1/22/12 vs. BAL** and 1.0 sack in Super Bowl XLVII on **02/05/12 vs. NYG**.

2010: Appeared in 10 games with four starts ... Made 10 tackles (nine solo) and two sacks during his rookie season ... Made first NFL start and registered first sack on **10/17 vs. BAL** ... Added second sack of season on **10/24 at SD** ... Recorded a season-high two tackles on five different occasions ... Inactive for first three games of season ... Started at RDE and registered four solo tackles on **1/16/11 vs. NYJ** in the Divisional playoffs.

COLLEGE: Started 31 of 44 games at Alabama, totaling 82 tackles and eight sacks ... As a senior, started 10 games and tallied 23 tackles, including 4.4 for a loss and one sack ... As a junior, registered 36 tackles and four sacks in 14 starts at DE ... As a sophomore, started seven of 13 games and finished with 22 tackles, two sacks and three tackles for a loss ... As a freshman, appeared in seven games and recorded two tackles ... Redshirted during the 2005 season.

PERSONAL: Attended Elizabethtown High School (Ky.) ... Led his team to a 12-3 record and was a Class 2A state finalist ... Averaged more than 10 tackles per game during his senior season and recorded seven sacks ... As a junior, totaled 95 tackles and 22 sacks en route to all-state honors ... Twitter handle is @BDeaderick71 ... Full name: Brandon Augustus Deaderick.

2013 GAME-BY-GAME STATISTICS

DATE	GAME	TKL	SOLO	ASST	ST	SACKS	FF	FR	PD	TFL	INT
09/08	vs. Kansas City	1	1	0	0	0.0	0	0	0	0	0
09/15	at Oakland	1	1	0	0	0.5	1	0	0	0	0
09/22	at Seattle	1	0	1	0	0.0	0	1	0	0	0
09/29	vs. Indianapolis	1	1	0	0	0.0	0	0	0	0	0
10/06	at St. Louis	3	3	0	0	0.0	0	0	0	0	0
10/13	at Denver	0	0	0	0	0.0	0	0	1	0	0
10/20	vs. San Diego	0	0	0	0	0.0	0	0	0	0	0
10/27	vs. San Francisco	0	0	0	0	0.0	0	0	0	0	0
BYE WEEK											
11/10	at Tennessee	0	0	0	0	0.0	0	0	0	0	0
11/17	vs. Arizona	0	0	0	0	0.0	0	0	0	0	0
11/24	at Houston	0	0	0	0	0.0	0	0	0	0	0
12/01	at Cleveland	1	1	0	0	0.0	0	0	0	0	0
12/05	vs. Houston	Inactive									
12/15	vs. Buffalo	Inactive									
12/22	vs. Tennessee	1	1	0	0	0.0	0	0	0	0	0
12/29	at Indianapolis	INJURED RESERVE									
2013 TOTALS		9	8	1	0	0.5	1	1	1	0	0

REGULAR SEASON CAREER STATISTICS

YEAR	TEAM	GP/GS	TKL	SOLO	ASST	SACKS	FF	FR	INT	PD
2010	New England	10/4	10	9	1	2.0	0	0	0	0
2011	New England	10/5	17	11	6	2.0	0	0	0	0
2012	New England	14/5	14	8	6	1.0	2	0	0	1
2013	Jacksonville	13/1	9	8	1	0.5	1	1	0	1
NFL Totals: 3 years		47/15	50	36	14	5.5	3	1	0	2


POSTSEASON CAREER STATISTICS

YEAR	TEAM	GP/GS	TKL	SOLO	ASST	SACKS	FF	FR	INT	PD
2010	New England	1/1	4	4	0	0.0	0	0	0	0
2011	New England	3/3	5	3	2	1.0	0	0	0	0
2012	New England	2/1	1	0	1	0.0	0	0	0	0
NFL Totals		6/5	10	7	3	1.0	0	0	0	0

80

JEREMY EBERT

WIDE RECEIVER
6-0 195 LBS.
NORTHWESTERN
BORN APRIL 6, 1989
HILLIARD, OHIO
ACQ. FREE AGENT 2013
EXP: 1ST YEAR



GAMES PLAYED/STARTED: 2012 (ps), 2013 (5/0)

NFL TOTALS: 5 games, 0 starts

POSTSEASON TOTALS: 0 games, 0 starts

TRANSACTIONS: Originally drafted by New England in the seventh round (235th overall) of the 2012 draft ... Waived on 8/31/12 ... Signed by Philadelphia to practice squad on 9/13/12 ... Waived on 9/25/12 ... Signed by New England to practice squad on 11/28/12 ... Waived on 4/29/13 ... Signed by Jacksonville as a free agent on 5/22/13.

PRO: First-year WR joined the Jaguars on May 22, 2013 ... Has played in five career games and totaled three catches for 18 yards ... Was a seventh-round pick of New England in 2012 and spent time on the club's practice squad ... Also spent time with Philadelphia as a rookie ... Finished collegiate career with 2,400 receiving yards and 21 TDs ...

2013: Split time between club's 53-man roster and practice squad ... Made NFL debut on **9/15 at OAK** and posted a five-yard reception ... Added one catch for five yards on **9/29 vs. IND** ... Dressed but did not play on **11/24 at HOU** ... Had one reception for eight yards on **12/15 vs. BUF** ... Was placed on injured reserve on Dec. 20 with an ankle injury ...

2012: Spent preseason with New England before he was waived on final cuts ... Had six receptions in the preseason for 43 yards and one TD ... Concluded season on Patriots' practice squad ... Also spent a week on Philadelphia's practice squad.

COLLEGE: Played in 49 games with 32 starts ... Started his final 23 games and registered 173 career receptions for 2,400 yards and 21 TDs ... Led the team in receiving his final two seasons including 1,060 yards on 75 catches and 11 TDs as a senior ... Five of his eight career 100-yard games came in final season including a career-best 208 yards against Rice ... Led team as a junior with 62 catches for 953 yards and eight TDs ... First-team All-Big Ten selection by conference media ... Six of his eight TD catches came from 20-plus yards ... Started four of 13 games as a sophomore and totaled 226 yards on 21 receptions ... Had 15 receptions for 161 yards and two TDs as a freshman ... Majored in learning and organizational change.

PERSONAL: Attended Hilliard Darby High School (Ohio) where he was a stand-out QB ... Finished career with 2,692 rushing yards and 26 TDs, while throwing for 3,835 yards and 30 scores ... Also lettered in basketball and track ... His father, Chip, is the athletics director at Darby ... Twitter handle is @JEbes11.

2013 GAME-BY-GAME STATISTICS

DATE	GAME	RECs	YDS	AVG.	LG	TD
09/08	vs. Kansas City					
09/15	at Oakland	1	5	5.0	5	0
09/22	at Seattle	0	0	0.0	0	0
09/29	vs. Indianapolis	1	5	5.0	5	0
10/06	at St. Louis	0	0	0.0	0	0
10/13	at Denver					
10/20	vs. San Diego					
10/27	vs. San Francisco					
	BYE WEEK					
11/10	at Tennessee					
11/17	vs. Arizona					
11/24	at Houston					
12/01	at Cleveland					
12/05	vs. Houston					
12/15	vs. Buffalo	1	8	8.0	8	0
12/22	vs. Tennessee					
12/29	at Indianapolis					
2013 TOTALS		3	18	6.0	8	0

26

JOSH EVANS

SAFETY
6-0 205 LBS.
FLORIDA
BORN JUNE 5, 1991
IRVINGTON, NEW JERSEY
ACQ. 6TH ROUND OF 2013 DRAFT (169TH)
EXP: ROOKIE



GAMES PLAYED/STARTED: 2013 (15/11)

NFL TOTALS: 15 games, 11 starts

POSTSEASON TOTALS: 0 games, 0 starts

TRANSACTIONS: Originally drafted in the sixth round (169th overall) of the 2013 draft.

PRO: 2013 sixth-round pick played in 15 games with 11 starts as a rookie ... Tallied 54 tackles (43 solo) and one pass defended ... Added four special teams tackles ... Three-year letterman at Florida ...

2013: 9/8 vs. KC: Made NFL debut and posted a team-high three special teams tackles ... **9/22 at SEA:** Saw extensive action at safety after replacing an injured Dwight Lowery on the game's opening drive. Finished with a career-high seven tackles (three solo) ... **9/29 vs. IND:** Made first career start at FS and totaled five solo tackles and one pass defended. Added one special teams tackle ... **10/20 vs. SD:** Totaled a career-high nine tackles (eight solo) and did not miss a snap ... **11/10 at TEN:** Registered five tackles (three solo) on defense and also saw action on special teams ... **12/1 at CLE:** Started at FS and finished with two solo tackles. Left in the first half with a shoulder injury, returned to the game briefly and then left and did not return ... **12/5 vs. HOU:** Inactive (shoulder) ... **12/22 vs. TEN:** Started at FS and totaled six solo tackles ...

COLLEGE: Three-year letterman ... Appeared in 47 games, making 24 starts at FS ... Career totals include 154 tackles (101 solo), seven tackles for loss, five INTs, four passes defended, 3.5 sacks and one fumble recovery ... Started all 13 games at FS as a senior ... Led the team with a career-high 83 tackles (49 solo) ... Posted 2.5 sacks, 4.5 tackles for a loss, three INTs and three pass breakups ... Appeared in all 13 games as a junior, making eight starts at FS ... Finished fifth on the team with 51 tackles (38 solo) ... Saw action in all 13 games as a sophomore, making three starts ... Recorded 14 tackles (10 solo) ... Played in eight games as freshman and was a defensive reserve ... Recorded six tackles (four solo), including one tackle in the Sugar Bowl win over Cincinnati ... Majored in sociology.

PERSONAL: Attended Irvington (N.J.) High School ... Primarily a QB and FS ... Completed 123 of 190 passes for 1,856 yards and 18 TDs and rushed for 1,403 yards and 14 TDs during his career ... As a senior, recorded 78 tackles and seven INTs ... Named the Star-Ledger Essex County Player of the Year and was a first-team All-State selection ... Also lettered in track and helped lead team to the Group III Track co-state championship title while competing in hurdles, relay and high jump ... Brother, James, played football and was freshman All-America at the University of Buffalo ... Twitter handle is @JAY_E_9.

2013 GAME-BY-GAME STATISTICS

DATE	GAME	TKL	SOLO	ASST	SACKS	FF	FR	INT	PD
09/08	vs. Kansas City	0	0	0	0.0	0	0	0	0
09/15	at Oakland	0	0	0	0.0	0	0	0	0
09/22	at Seattle	7	3	4	0.0	0	0	0	0
09/29	vs. Indianapolis	5	5	0	0.0	0	0	0	1
10/06	at St. Louis	3	3	0	0.0	0	0	0	0
10/13	at Denver	4	2	2	0.0	0	0	0	0
10/20	vs. San Diego	9	8	1	0.0	0	0	0	0
10/27	vs. San Francisco	3	3	0	0.0	0	0	0	0
	BYE WEEK								
11/10	at Tennessee	5	3	2	0.0	0	0	0	0
11/17	vs. Arizona	2	2	0	0.0	0	0	0	0
11/24	at Houston	1	1	0	0.0	0	0	0	0
12/01	at Cleveland	2	2	0	0.0	0	0	0	0
12/05	vs. Houston								
12/15	vs. Buffalo	3	2	1	0.0	0	0	0	0
12/22	vs. Tennessee	6	6	0	0.0	0	0	0	0
12/29	at Indianapolis	4	3	1	0.0	0	0	0	0
2013 TOTALS		54	43	11	0.0	0	0	0	0

Additional Statistics: Special Teams Tackles 4 in 2013

36

JAMELL FLEMING

CORNERBACK
5-11 206 LBS.
OKLAHOMA
BORN MAY 5, 1989
ARLINGTON, TEXAS
ACQ. WAIVERS (ARIZONA) 2013
EXP: 2ND YEAR

GAMES PLAYED/STARTED: 2012 (15/3), 2013 (8/0)
NFL TOTALS: 23 games, 3 starts
JAGUARS TOTALS: 8 games, 0 starts
POSTSEASON TOTALS: 0 games, 0 starts
TRANSACTIONS: Originally drafted by Arizona in the third round (80th overall) of the 2012 draft ... Waived on 9/14/11 ... Claimed off waivers by Jacksonville on 9/17/13.

PRO: Second-year CB also sees action on special teams ... Has played in 23 career games with four starts and totaled 23 tackles ... Was claimed off waivers by the Jaguars in 2013 and saw action in eight games ... Was originally a third-round pick of Arizona in 2012 and was claimed off waivers by the Jaguars on Sept. 17, 2013 ... Two-year starter at Oklahoma ...

2013: Made the opening day roster for Arizona before he was waived on Sept. 14 ... Was inactive for the season-opener on **9/8 at STL** ... Claimed off waivers by the Jaguars on Sept. 17 and was active but did not play on **9/22 at SEA** ... Made Jaguars debut on **9/29 vs. IND** ... Was inactive for five games ... Played on special teams in final four games ...

2012: Appeared in 15 games with three starts as a rookie ... Totaled 23 tackles, one pass defended and added three special teams tackles ... Made NFL debut on **9/9 vs. SEA** and made one tackle ... Earned first career start on **9/16 at NE** and led secondary with five tackles and one pass defended ... Recorded four solo tackles on **9/23 vs. PHI** ... Started and led secondary with five solo tackles on **10/14 vs. BUF** ... Made third start of the season on **11/4 at GB** and collected three solo tackles ... Played on special teams in each of the final three games ...

COLLEGE: Appeared in 51 games for Oklahoma and started his final 24 outings ... Totaled 131 tackles, seven INTs, 24 passes defended, 12.5 tackles for loss, one sack, two forced fumbles and one fumble recovery ... Scored two career TDs, returning an INT 55 yards for a score and returning a fumble recovery 56 yards for a TD ... Named Defensive MVP at Fiesta Bowl as a junior and Defensive MVP of the Insight Bowl as a senior ... Earned All-Big 12 first-team honors as a senior, making 11 starts and collecting 60 tackles (49 solo), two forced fumbles and one fumble recovery ... Added two INTs and 10 passes defended ... Started all 13 games as a junior in his first season as a starter and ranked second in the nation with 19 passes defended including five INTs, which tied for the conference lead ... Had a career-high 71 tackles, one sack and eight tackles for loss ... Appeared in 12 games as a sophomore ... Played in 14 games as a redshirt freshman, totaling a team-high 18 tackles ... Redshirted as a freshman in 2007 ... Majored in multidisciplinary studies.

PERSONAL: Attended Seguin High School in Dallas, Texas ... Played on both sides of the ball and earned all-district and second-team All-State honors after catching 29 passes for 481 yards and four TDs as a senior ... Concluded his prep career by playing in the All-America Offense-Defense Bowl in Florida.

REGULAR SEASON CAREER STATISTICS

YEAR	TEAM	GP/GS	TKL	SOLO	ASST	SACKS	FF	FR	INT	PD
2012	Arizona	15/3	23	20	3	0.0	0	0	0	1
2013	Jacksonville	8/0	0	0	0	0.0	0	0	0	0
NFL Totals: 2 years		23/3	23	20	3	0.0	0	0	0	1

Additional Statistics: Special teams tackles 3 in 2012

2013 GAME-BY-GAME STATISTICS

DATE	GAME	TKL	SOLO	ASST	SACKS	FF	FR	INT	PD
09/08	vs. Kansas City								
09/15	at Oakland								
09/22	at Seattle								
09/29	vs. Indianapolis	0	0	0	0.0	0	0	0	0
10/06	at St. Louis	0	0	0	0.0	0	0	0	0
10/13	at Denver	0	0	0	0.0	0	0	0	0
10/20	vs. San Diego								
10/27	vs. San Francisco								
	BYE WEEK								
11/10	at Tennessee								
11/17	vs. Arizona								
11/24	at Houston	0	0	0	0.0	0	0	0	0
12/01	at Cleveland								
12/05	vs. Houston	0	0	0	0.0	0	0	0	0
12/15	vs. Buffalo	0	0	0	0.0	0	0	0	0
12/22	vs. Tennessee	0	0	0	0.0	0	0	0	0
12/29	at Indianapolis	0	0	0	0.0	0	0	0	0
2013 TOTALS		0	0	0	0.0	0	0	0	0

21 JUSTIN FORSETT

RUNNING BACK

5-8 194 LBS.


CALIFORNIA

BORN OCTOBER 14, 1985

LAKELAND, FLORIDA

ACQ. UNRESTRICTED FREE AGENT (HOUSTON) 2013

EXP: 6TH YEAR



GAMES PLAYED/STARTED: 2008 (14/0), 2009 (16/2), 2010 (16/5), 2011 (16/0, 2/1), 2012 (16/0, 0/0), 2013 (9/0)

NFL TOTALS: 87 games, 7 starts

JAGUARS TOTALS: 9 games, 0 starts

POSTSEASON TOTALS: 2 games, 1 start

TRANSACTIONS: Originally drafted by Seattle in the seventh round (233rd overall) of the 2008 draft ... Waived on 9/9/08 ... Claimed off waivers by Indianapolis on 9/11/08 ... Waived on 10/7/08 ... Signed by Seattle to practice squad on 10/9/08 ... Activated to 53-man roster on 10/14/08 ... Signed by Houston as an unrestricted free agent on 6/4/12 ... Signed by Jacksonville as an unrestricted free agent on 3/15/13.

PRO: Sixth-year pro sees action at RB ... Has played in 87 career games with seven starts including all 16 games in four seasons ... Has also spent time with Seattle, Indianapolis and Houston ... Career totals include 347 rushes for 1,692 yards (4.8 avg.) and eight TDs, 115 receptions for 850 yards and 1 TD, 46 punt returns for 372 yards (8.1 avg.) and 39 kickoff returns for 894 yards (22.9 avg.) ... Has two career 100-yard rushing games, both in 2009, and 48 rushes of 10-plus yards ... Four of his eight career rushing TDs came in consecutive games in 2009 ... Native of Mulberry, Fla. ...

2013: Played in nine games and totaled six rushes for 31 yards and 15 catches for 82 yards ... Added one kickoff return for 21 yards ... Made Jaguars debut on **9/8 vs. KC** and led team with four receptions for 22 yards and added a seven-yard rush ... Finished with two receptions for 10 yards on **9/29 vs. IND** and one rush for three yards ... Made three receptions for 18 yards on **10/13 at DEN** and had one rush for zero yards ... Saw action as third-down back on **10/27 vs. SF** in London and had three receptions for six yards. Also returned one kickoff for 21 yards ... Dressed but did not play on **11/10 at TEN**, snapping a streak of 83 consecutive games played ... **11/24 at HOU:** Had one reception for nine yards in the third quarter on **11/24 at HOU**. Injured his foot and did not return ... Was Inactive (foot) for next two games and was placed on injured reserve on Dec. 9 ...

2012: Appeared in all 16 games for the Texans after signing as an unrestricted free agent ... Finished with 374 yards on 63 carries (5.9 avg.) and one TD along with three receptions for 38 yards ... Also saw action on special teams, finishing with three tackles ... Had six carries for 35 yards in the fourth quarter on **9/16 at JAX** ... Led team with 47 yards on seven carries on **10/14 vs. GB** ... Had 25-yard run on **11/11 at CHI** ... Scored on an 81-yard run in the third quarter on **11/22 at DET**, the longest run of his career and the longest run in Texans history ... Posted a team-high 64 yards on 14 carries on **12/2 at TEN** ... Did not play in either postseason game ...

2011: Saw action in all 16 games for the third straight season ... Totaled 145 yards on 46 carries (3.2 avg.) and one TD along with 23 catches for 128 yards ... Had a season-high 31 yards on four carries on **11/20 at STL** including a 22-yard TD run ...

2010: Played in all 16 games with a career-high five starts ... Totaled 523 yards on a career-high 118 carries (4.4 avg.) with two TDs ... Had 33 receptions for 252 yards ... Returned three punts for 17 yards ... Gained 67 yards on 10 carries and scored a TD on **10/17 at CHI** ...

2009: Appeared in all 16 games and recorded two starts ... Rushed for a career-high 619 yards on 114 carries (5.9 avg.) with four TDs ... Added a career-best 41 receptions for 350 yards and one TD ... Returned 16 punts for 92 yards (5.8 avg.) and 18 kickoff returns for 432 yards (24.0 avg.) with a long of 46 yards ... Became first player since Shaun Alexander in 2005 to score at least one TD in four consecutive games ... Registered first career 100-yard rushing game on **11/15 at ARI** with 123 yards on 17 carries (7.2) and one TD ... Totaled 80 receiving yards with a long of 47 on **11/22 at MIN** ... Had career-best numbers on **11/29 at STL** with 22 rushes for 130 yards (5.9 avg.) and two TDs ...

2008: Played in 14 games as a rookie ... Earned spot on Seahawks 53-man roster to open the season, but was waived following week one and claimed off waivers by Indianapolis ... Played in three games for the Colts before he was waived on Oct. 7 ... Returned to Seahawks practice squad on Oct. 8 and activated to 53-man roster on Oct. 14 ... Served as return specialist and had 27 punt returns for 9.7 avg. and 18 kickoff returns for a 23.4 avg.

COLLEGE: Played in 29 games with 18 starts ... Ranked third in school history with 3,220 rushing yards and was fourth with 26 rushing TDs on 567 carries ... Added 41 receptions for 386 yards and one TD and 10 kickoff returns for 162 yards ... Started 13 games as a senior and earned All-Pac-10 Conference first-team honors ... Set school single-season record with 305 rushing attempts and ranked second with 1,546 yards along with 15 TDs ... Added 22 catches for 202 yards ... Appeared in all 13 games as a junior and made two starts ... Totaled 626 yards on 119 carries with four TDs and 12 receptions for 116 yards and one score ... Served as Marshawn Lynch's backup as a sophomore and started three of 12 games ... Had 132 rushes for 999 yards (7.6 avg.) and six TDs along with seven catches for 68 yards ... Saw action as a freshman, mostly on special teams.

PERSONAL: Married (Angela) with son, Judah ... Attended Grace Prep Academy in Arlington, Texas for final two seasons ... Spent freshman and sophomore years at Polk High School in Mulberry, Fla. before family moved to Texas ... Led the Academy to back-to-back state championships in the Texas private school division, earning Class 4A First-Team All-State and Most Valuable Player honors ... Member of the Dallas Morning News' All-Area Top 100 team and participated in the Texas All-Star Game, earning MVP accolades ... Scored 63 TDs and rushed for nearly 5,000 yards during final two seasons ... Also lettered in basketball and track ... Father, Rodney, is a minister and coach ... Plays the tenor saxophone and piano ... Wife was a former standout volleyball player at California and participated in the U.S. Women's Volleyball team training camp in 2012 prior to the Olympics ... Born in Lakeland, Fla. ... Twitter handle is @JForsett ... Full name: Justin Forsett.

2013 GAME-BY-GAME STATISTICS

DATE	GAME	RUSHING					RECEIVING				
		NO	YDS	AVG	LG	TD	NO	YDS	AVG	LG	TD
09/08	vs. Kansas City	1	7	7.0	7	0	4	22	5.5	8	0
09/15	at Oakland	0	0	0.0	0	0	1	7	7.0	7	0
09/22	at Seattle	0	0	0.0	0	0	0	0	0.0	0	0
09/29	vs. Indianapolis	1	3	3.0	3	0	2	10	5.0	12	0
10/06	at St. Louis	1	2	2.0	0	0	0	0	0.0	0	0
10/13	at Denver	1	0	0.0	0	0	3	18	6.0	14	0
10/20	vs. San Diego	2	19	9.5	10	0	1	10	10.0	10	0
10/27	vs. San Francisco	0	0	0.0	0	0	3	6	2.0	5	0
	BYE WEEK										
11/10	at Tennessee				DNP						
11/17	vs. Arizona				DNP						
11/24	at Houston	0	0	0.0	0	0	1	9	9.0	9	0
12/01	at Cleveland				Inactive (foot)						
12/05	vs. Houston				Inactive (foot)						
12/15	vs. Buffalo				Injured Reserve						
12/22	vs. Tennessee				Injured Reserve						
12/29	at Indianapolis				Injured Reserve						
2013 TOTALS		6	31	5.2	10	0	15	82	5.5	14	0

REGULAR SEASON CAREER STATISTICS

YEAR	TEAM	GP/GS	RUSHING				LG	TD
			NO	YDS	AVG	LG		
2008	Seattle	11/0	0	0	0.0	--	0	
	Indianapolis	3/0	0	0	0.0	--	0	
2009	Seattle	16/2	114	619	5.4	35	4	
2010	Seattle	16/5	118	523	4.4	32	2	
2011	Seattle	16/0	46	145	3.2	22t	1	
2012	Houston	16/0	63	374	5.9	81t	1	
2013	Jacksonville	9/0	6	31	5.2	10	0	
NFL TOTALS: 6 years		87/7	347	1,692	4.8	81t	8	

YEAR	TEAM	GP/GS	RECEIVING				LG	TD
			NO	YDS	AVG	LG		
2008	Seattle	11/0	0	0	0.0	--	0	
	Indianapolis	3/0	0	0	0.0	--	0	
2009	Seattle	16/2	41	350	8.5	47	1	
2010	Seattle	16/5	33	252	7.6	21	0	
2011	Seattle	16/0	23	128	5.6	18	0	
2012	Houston	16/0	3	38	12.7	18	0	
2013	Jacksonville	9/0	15	82	5.5	14	0	
NFL TOTALS: 6 years		87/7	115	850	7.4	47	1	

YEAR	TEAM	GP/GS	PUNT RETURNS				LG	TD
			NO	YDS	AVG	LG		
2008	Seattle	11/0	23	927	9.9	29	0	
	Indianapolis	3/0	4	36	9.0	25	0	
2009	Seattle	16/2	16	92	5.8	20	0	
2010	Seattle	16/5	3	17	5.7	12	0	
2011	Seattle	16/0	0	0	0.0	--	0	
2012	Houston	16/0	0	0	0.0	--	0	
2013	Jacksonville	9/0	0	0	0.0	0	0	
NFL TOTALS: 6 years		80/7	46	372	8.1	29	0	

YEAR	TEAM	GP/GS	KICKOFF RETURNS				LG	TD
			NO	YDS	AVG	LG		
2008	Seattle	11/0	7	174	24.9	32	0	
	Indianapolis	3/0	11	248	22.5	28	0	
2009	Seattle	16/2	18	432	24.0	46	0	
2010	Seattle	16/5	1	8	8.0	8	0	
2011	Seattle	16/0	1	11	11.0	11	0	
2012	Houston	16/0	0	0	0.0	--	0	
2013	Jacksonville	9/0	1	21	21.0	21	0	
NFL TOTALS: 6 years		80/7	39	894	22.9	46	0	

ADDITIONAL STATISTICS: Special teams tackles – 5 total; 2 in 2009, 3 in 2012

11

BLAINE GABBERT

QUARTERBACK

6-4 235 LBS.


MISSOURI

BORN OCTOBER 15, 1989

BALLWIN, MISSOURI

ACQ. 1ST ROUND OF 2011 NFL DRAFT (10TH)

EXP: 3RD YEAR



GAMES PLAYED/STARTED: 2011 (15/14), 2012 (10/10), 2013 (3/3)
NFL TOTALS: 28 games, 27 starts
POSTSEASON TOTALS: 0 games, 0 starts
TRANSACTIONS: Originally drafted in the first round (10th overall) of the 2011 draft.

PRO: Third-year QB has played in 28 games with 27 starts ... Only second QB drafted by the Jaguars in the first round as he was selected with the 10th overall pick in 2011 ... Career totals include 414 of 777 passing for 4,357 yards with 22 TDs/24 INTs and a 66.4 rating ... Has 49 career completions of 20-plus yards (25 in 2011, 18 in 2012, 6 in 2013) ... Owns 5-22 record as a starter ... Has four career multi-TD passing games ... Hampered by injuries in 2013, playing in only three games ... Has thrown two of the seven longest TD passes in team history including an 80-yard completion to Cecil Shorts on Sept. 23, 2012 at Indianapolis, the third-longest in team history ... Started the first 10 games in 2012 before he was placed on injured reserve with a right forearm/left shoulder injury ... Registered the four highest passing totals of his career in 2012 including a career-best 303 on Oct. 28 at Green Bay ... Set a franchise record for a rookie QB in 2011 with 14 starts ... His 14 starts in 2011 were third-most among all rookie QBs (Cam Newton and Andy Dalton, 16 starts) ... Youngest QB in NFL history to start at least 13 games ... Among active QBs, only four (Michael Vick, Alex Smith, Matthew Stafford and Josh Freeman) were younger than Gabbert (21 years, 345 days old) when they made their first start ... Was one of four QBs selected in the first 12 picks, the third overall behind Cam Newton and Jake Locker ... Two-year starter at Missouri where he posted an 18-8 record ... Finished career with 6,822 passing yards, third-most in school history ... Left school following his junior season ...

2013: Started three games in his third season ... Was inactive for four games with injuries and dressed but did not play in final nine games ... Completed 42 of 86 passes for 481 yards with one TD and 7 INTs for a 36.0 passer rating ... **9/8 vs. KC:** Started in season-opener and was 16 of 35 passing for 121 yards with two INTs for a 39.8 rating. Was sacked six times. Was picked off by Tamba Hali in the fourth quarter ... Was inactive (thumb/hand) on **9/15 at OAK** and **9/22 at SEA** ... Returned to the starting lineup on **9/29 at IND** and completed 17 of 32 passes for 179 yards with three INTs for a 30.6 rating. Had one INT returned 41 yards for a TD by CB Darius Butler. Had completions of 31 and 27 yards ... Started on **10/6 at STL** and completed 9 of 19 passes for 181 yards with one TD and 2 INTs for a 59.2 passer rating. Had four completions of 20-plus yards including a 67-yard TD pass to Justin Blackmon in the first quarter. Left the game in the third quarter with a hamstring injury and did not return ... Was inactive on **10/13 at DEN** and **10/20 vs. SD** with a hamstring injury ... Dressed but did not play in final nine games ...

2012: Started the first 10 games ... Completed 162 of 278 passes for 1,662 yards with nine TDs and six INTs for a 77.4 rating ... Finished with a 58.3 completion percentage ... Missed the final six games after he was placed on injured reserve with a right forearm injury on Nov. 21 ... Had 200-plus passing yards in three consecutive games for the first time in his career ... Recorded 18 completions of 20-plus yards with three resulting in TDs ... **9/9 at MIN:** Completed 23 of 39 passes in season-opener for a career-high 260 passing yards and 96.1 rating. Had one-yard TD pass to Mercedes Lewis in the second quarter and hooked up with Cecil Shorts for a 39-yard scoring play in the fourth quarter. The TD pass to Shorts gave the Jaguars a one point lead with 20 seconds remaining in regulation. Added a two-point conversion pass to Justin Blackmon to build a 23-20 lead ... **9/16 vs. HOU:** Had five-yard TD pass to Maurice Jones-Drew in the third quarter. Left game in fourth quarter with a glute injury. ... **9/23 at IND:** Hooked up with Cecil Shorts for an 80-yard TD pass that gave club a 22-17 lead with 45 seconds remaining, the longest completion of his career and tied for the third-longest in franchise history. Was 10 of 21 passing for 155 yards. ... **9/30 vs. CIN:** Finished 23 of 34 passing (67.6 pct.) for 186 yards. Had a two yard TD pass to Mercedes Lewis in the second quarter. Threw first INT of season in fourth quarter that led to a Cincinnati field goal, snapping a streak of 130 consecutive passes without a pick ... **10/7 vs. CHI:** Completed 17 of 33 passes for 142 yards with two INTs. Threw third quarter INT that was returned for a TD by Charles Tillman and followed with a fourth quarter INT that was returned for a score by Lance Briggs ... **10/21 at OAK:** Connected with Cecil Shorts on a 42-yard touchdown pass in the first quarter. Left the game in the second quarter with a left shoulder injury after completing eight of 12 passes for 110 yards ... **10/28 at GB:** Set career highs for completions (27), attempts (49) and passing yards (303). Marked his first career 300+ yard passing game. Had four completions of 20-plus yards. Connected with offensive lineman Guy Whimper, who was lined up as a TE, on a one-yard TD pass in the second quarter ... **11/4 vs. DET:** Was 27 of 38 passing for 220

yards with two TD and two INT. Set a new career high in completion percentage (71.0) and tied a career high in completions. Connected with Micheal Spurlock on a five-yard TD pass in the fourth quarter and Justin Blackmon on a six-yard TD pass in the fourth quarter ... **11/8 vs. IND:** Threw for 209 yards on 18 of 31 passing with one INT. Completed a 52-yard pass to Cecil Shorts in the third quarter. Left the game in the fourth quarter with a left shoulder injury after a sack by Antoine Bethea ... **11/18 at HOU:** Left the game in the first quarter with a right forearm/elbow injury after a Danieal Manning sack/forced fumble. ... Was placed on injured reserve (forearm) on Nov. 21 ...

2011: Started 14 of 15 games, the most starts by a rookie QB in franchise history ... Completed 210 of 413 passes (50.8 pct.) for 2,214 yards with 12 TDs/11 INTs for a 65.4 rating ... Had TD passes in 10 of his 14 starts ... Faced seven of the top 12 defenses in the NFL in his 14 starts ... Was youngest QB to start in 2011 ... Owns three of the top four marks for single-game passing attempts by a rookie ... Became 14th different starting QB in franchise history and fourth rookie (Jonathan Quinn, 1998; David Garrard, 2002; Byron Leftwich, 2003) ... Had nine completions of 25-plus yards ... **9/11 vs. TEN:** Dressed but did not play ... **9/18 at NYJ:** Made NFL debut in the fourth quarter and finished five of six passing for 52 yards for a 102.8 rating in two offensive series. Became first rookie QB to see action for the club since Byron Leftwich in 2003 ... **9/25 at CAR:** Earned first career start and marked the earliest a rookie QB has started in franchise history. Was 12 of 21 passing for 139 yards with one TD and one INT for a 73.3 rating. Hooked up with WR Mike Thomas for a 36-yard TD pass as time expired in the first half for his first career TD pass ... **10/2 vs. NO:** Completed 16 of 42 passes for 196 yards with one TD and one INT. The 42 attempts tied for most by a rookie in franchise history. Hit TE Zach Miller with a 14-yard TD pass ... **10/9 vs. CIN:** Connected with WR Jason Hill on a 74-yard TD pass in the fourth quarter, the fifth-longest TD pass in franchise history. Was 15 of 28 passing for a career-high 221 yards for a 91.5 rating ... **10/16 at PIT:** Had a TD pass in fourth consecutive game as he finished 12 of 26 passing for 109 yards ... **10/24 vs. BAL:** Earned first career win, completing nine of 20 passes for 93 yards on Monday Night Football ... **10/30 at HOU:** Was 10 of 30 passing for 97 yards with one TD and one INT. Had a streak of 116 consecutive passes without throwing an INT snapped in the second quarter ... **11/13 at IND:** Threw for 118 yards on 14 of 21 passing with one TD and one INT for a 77.1 rating. Connected with WR Jarett Dillard for an 11-yard TD pass in the third quarter. Completed eight of nine passes for 70 yards and a TD in the second half. ... **11/20 at CLE:** Registered 210 yards on 22 of 41 passing. Had three completions of 18-plus yards. Directed an 18-play, 92-yard drive in the second quarter, tied for the second-longest in team history for plays and was the ... **11/27 at HOU:** Was 13 of 29 passing for 136 yards with an INT. Was replaced midway through fourth quarter by Luke McCown ... **12/5 at SD:** Tossed a career-high two TD passes and completed 19 of 33 passes for 195 yards for an 82.3 rating. Finished the first half 11 of 15 passing for 139 yards with a 113.6 rating ... **12/11 vs. TB:** Was 19 of 33 passing for 217 yards with two TDs and two INTs for a 72.4 rating. Marked second straight game with two TD passes. Had a 62-yard completion to TE Marcedes Lewis in the second quarter ... **12/15 at ATL:** Finished 12 of 22 passing for 141 yards with one TD and one INT for a 70.5 rating ... **12/24 at TEN:** Threw for 198 yards on 21 of 42 passing with one INT. Matched career-high and tied franchise record by a rookie with 42 attempts ... **1/1 vs. IND:** Set franchise record by a rookie QB with his 14 start. Finished 11 of 19 passing for 92 yards with one TD.

COLLEGE: Started 26 of 31 games in three seasons at Missouri ... Career totals include 568 of 933 passing for 6,822 yards with 40 TDs and 18 INTs ... Posted an 18-8 record as a starter ... His 6,822 passing yards ranked third in school history while his passer efficiency rating of 132.59 is topped only by Chase Daniel (148.9) in school annals ... Had three 400-plus yard passing games including a career-high 468 yards against Baylor as a sophomore, the second-most in team history ... Left school following his junior season ... Started all 13 games as a junior ... Completed 301 of 475 passes (63.4 pct.) for 3,186 yards with 16 TDs and nine INTs ... Added 232 rushing yards on 112 carries ... Directed team to 10-3 record and a share of the Big 12 Conference North Division title, only the third 10-win regular season in school history ... Second-team Academic All-Big 12 selection ... Threw for a school bowl-record 434 yards and a TD in the Insight Bowl ... Set a school single-game record by completing 83.9 percent (26 of 31) against McNeese State ... Started all 13 games as a sophomore in first season as a starter and guided team to eight wins ... Earned second-team All-Big 12 honors ... First-team Academic All-Big 12 selection ... Totaled 262 of 445 passing for 3,593 yards with 24 TDs and nine INTs ... Added 204 rushing yards and three TDs ... Ranked second in Big 12 in passing efficiency (140.4) and fourth in total offense (292.1) ... His 3,593 passing yards was third-highest in school history, surpassed only by Chase Daniel (4,335 in 2008; 4,306 in 2007) ... Saw action in five games as a true freshman behind Chase Daniel ...



BLAINE GABBERT



PERSONAL: Attended Parkway West High School (Ballwin, Mo.) ... Earned MVP honors at EA Sports Elite 11 QB camp prior to his senior season ... Also played in U.S. Army All-America Bowl ... Consensus No. 1 player in state of Missouri ... Played in only five games as a senior, as he began the year with an injured foot, and then was lost for season with a shoulder injury ... Finished with 623 passing yards and five TDs ... Led team to 8-3 mark as a junior including a trip to state playoffs ... Finished 119 of 231 passing with 1,523 yards and 20 TDs while rushing for 458 yards and eight TDs ... Also lettered in baseball and earned all-conference honors ... Heavily involved in team's community efforts and has passion for children of military members ... Brother, Tyler also plays quarterback ... Twitter handle is @BlaineGabbert ... Full name: Blaine Williamson Gabbert.

REGULAR SEASON CAREER STATISTICS

PASSING	GP/GS	ATT	CMP	YDS	PCT	TD	INT	LG	RTG
2011 Jacksonville	15/14	413	210	2,214	50.8	12	11	74t	65.4
2012 Jacksonville	10/10	278	162	1,662	58.0	9	6	80t	77.4
2013 Jacksonville	3/3	86	42	481	48.8	1	7	67t	36.0
NFL Totals: 3 years	28/27	777	414	4,357	53.3	22	24	80t	66.4

RUSHING	GP/GS	NO	YDS	AVG	LG	TD
2011 Jacksonville	15/14	48	98	2.0	12	0
2012 Jacksonville	10/10	18	56	3.1	10	0
2013 Jacksonville	3/3	9	32	3.6	7	0
NFL Totals: 3 years	28/27	75	186	2.5	12	0

SACKED-YARDS: 2011: 40-293; 2012: 22-158; 2013: 12-67 Total: 74-518

GABBERT GAME-BY-GAME STATISTICS

2013

DATE	OPP	P/S	PASSING								RTG	RUSHING					
			ATT	CMP	YDS	PCT	TD	INT	LG	SK		NO	YDS	AVG	LG	TD	
09/08	vs. KC	1/1	35	16	121	45.7	0	2	18	6-50	30.8	4	16	4.0	7	0	
09/15	at OAK		INACTIVE (hand/thumb)														
09/22	at SEA		INACTIVE (hand)														
09/29	vs. IND	1/1	32	17	179	53.1	0	3	31	4-14	30.6	2	10	5.0	5	0	
10/06	at STL	1/1	19	9	181	47.4	1	2	67t	2-3	59.2	3	6	2.0	4	0	
10/13	at DEN		INACTIVE (hamstring)														
10/20	vs. SD		INACTIVE (hamstring)														
10/27	vs. SF		DNP														
11/10	at TEN		DNP														
11/17	vs. ARI		DNP														
11/24	at HOU		DNP														
12/01	at CLE		DNP														
12/05	vs. HOU		DNP														
12/15	vs. BUF		DNP														
12/22	vs. TEN		DNP														
12/29	at IND		DNP														
2013 TOTALS		3/3	86	42	481	48.8	1	7	67t	12-67	36.0	9	32	3.6	7	0	

2012

DATE	OPP	P/S	PASSING								RTG	RUSHING					
			ATT	CMP	YDS	PCT	TD	INT	LG	SK		NO	YDS	AVG	LG	TD	
9/9@MIN	1/1	39	23	260	59.0	2	0	39t	2-18	96.1	5	6	1.2	4	0	0	
9/16	HOU	1/1	19	7	53	36.8	1	0	32	3-24	62.8	1	5	5.0	5	0	
9/23	@IND	1/1	21	10	155	47.6	1	0	80t	1-7	88.4	2	11	5.5	9	0	
9/30	CIN	1/1	34	23	186	67.6	1	1	23	6-43	78.8	3	19	6.3	9	0	
10/7	CHI	1/1	33	17	142	51.5	0	2	34	3-13	37.7	2	1	0.5	2	0	
10/21	@OAK	1/1	12	8	110	66.7	1	0	42t	0-0	123.6	0	0	0.0	0	0	
10/28	@GB	1/1	49	27	303	55.1	1	0	36	2-24	80.6	1	0	0.0	0	0	
11/4	DET	1/1	38	27	220	71.0	2	2	25	1-5	81.0	3	4	1.3	2	0	
11/8	IND	1/1	31	18	209	58.0	0	1	52	3-24	65.1	1	10	10.0	10	0	
11/18	@HOU	1/1	2	2	24	100.0	0	0	15	1-0	116.7	0	0	0.0	0	0	
11/25	TEN		Injured reserve (forearm)														
12/2	@BUF		Injured reserve (forearm)														
12/9	NYJ		Injured reserve (forearm)														
12/16	@MIA		Injured reserve (forearm)														
12/23	NE		Injured reserve (forearm)														
12/30	@TEN		Injured reserve (forearm)														
TOTALS:		10/10	278	162	1,662	58.3	9	6	80t	22-158	77.4	18	56	3.1	10	0	

2011

DATE	OPP	P/S	PASSING								RTG	RUSHING				
			ATT	CMP	YDS	PCT	TD	INT	LG	SK		NO	YDS	AVG	LG	TD
9/11	TEN	0/0	0	0	0.0	0	0	0	0	0.0	0	0	0.0	0	0	0
9/18	@NYJ	1/0	6	5	52	83.3	0	0	14	1-10	102.8	1	1	1.0	1	0
9/25	@CAR	1/1	21	12	139	57.1	1	1	36t	2-10	73.3	4	2	0.5	2	0
10/2	NO	1/1	42	16	196	38.1	1	1	47	3-26	51.3	2	14	7.0	12	0
10/9	CIN	1/1	28	15	221	53.6	1	0	74t	3-21	91.5	5	11	2.2	6	0
10/16	@PIT	1/1	26	12	109	46.2	1	0	21	5-33	70.8	3	16	5.3	10	0
10/24	BAL	1/1	20	9	93	45.0	0	0	24	4-20	59.0	5	-1	-0.2	2	0
10/30	@HOU	1/1	30	10	97	33.3	1	2	21	1-7	26.7	4	14	3.5	11	0
11/13	@IND	1/1	21	14	118	66.7	1	1	19	2-8	77.1	6	8	1.3	5	0
11/20	@CLE	1/1	41	22	210	53.7	0	0	28	1-15	68.1	2	10	5.0	6	0
11/27	HOU	1/1	29	13	136	44.8	0	1	31	6-35	44.6	1	1	1.0	1	0
12/5	SD	1/1	33	19	195	57.6	2	1	48	2-18	82.3	6	19	3.2	5	0
12/11	TB	1/1	33	19	217	57.6	2	2	62	1-8	72.4	4	-3	-0.8	0	0
12/15	@ATL	1/1	22	12	141	54.5	1	1	22	5-50	70.5	1	5	5.0	5	0
12/24	@TEN	1/1	42	21	198	50.0	0	1	22	1-11	53.5	1	4	4.0	4	0
1/1	IND	1/1	19	11	92	57.9	1	0	23t	3-21	88.0	3	-3	-1.0	-1	0
TOTALS:		15/14	413	210	2,214	50.8	12	11	74t	40-293	65.4	48	98	2.0	12	0

GABBERT'S SINGLE GAME HIGHS

- Touchdowns:** 2 (four times), last: vs. DET (11/04/12)
- Long Pass:** 80td, at IND (09/23/12)
- 25+ Passes:** 3, vs. HOU (11/27/11)
- Passing First Downs:** 14, at GB (10/28/12)
- Completions:** 27 (two times), last: vs. DET (11/04/12)
- Attempts:** 49, at GB (10/28/12)
- Passing Yards:** 303, at GB (10/28/11)
- Rushing Attempts:** 6 (two times), last: vs. SD (12/05/11)
- Rushing Yards:** 19 (two times), last: vs. CIN (09/30/12)
- Longest Rush:** 12, vs. NO (10/02/11)

DWAYNE GRATZ / WINSTON GUY

27

DWAYNE GRATZ

CORNERBACK
5-11 201 LBS.
CONNECTICUT
BORN MARCH 8, 1990
PISCATAWAY, NEW JERSEY
ACQ. 3RD ROUND OF 2013 DRAFT (64TH)
EXP: ROOKIE

22

WINSTON GUY

SAFETY
6-1 218 LBS.
KENTUCKY
BORN APRIL 23, 1990
LEXINGTON, KENTUCKY
ACQ. WAIVERS (SEATTLE) 2013
EXP: 2ND YEAR

GAMES PLAYED/STARTED: 2013 (10/8)
NFL TOTALS: 10 games, 8 starts
POSTSEASON TOTALS: 0 games, 0 starts
TRANSACTIONS: Originally drafted in the third round (64th overall) of the 2013 draft.

PRO: 2013 third-round pick played in 10 games with eight starts as a rookie ... Had 32 tackles (25 solo), two INTs and three passes defended ... Tied for the team-lead in INTs ... Missed five of the first six games with an ankle injury ... Highest drafted CB by the Jaguars since 2003 (Rashean Mathis, 2nd round) ... Four-year letterman at Connecticut ...

2013: 9/8 vs. KC: Made NFL debut with start at LCB and finished with three solo tackles. Injured his ankle late in the second quarter and did not return ... Was inactive the next five games ... **10/20 vs. SD:** Returned to the lineup and had one solo tackle ... **10/27 vs. SF:** Registered a career-high five solo tackles in extensive action at CB ... **11/10 at TEN:** Started at CB and matched his career-high with five tackles. Registered his first career interception, picking off Jake Locker in the second quarter and returned it 17 yards ... **11/24 at HOU:** Started at CB and made four tackles (two solo) ... **12/1 at CLE:** Recorded his second career INT with a pick of Brandon Weeden in the second quarter. Added three solo tackles and a team-high two passes defended ... **12/5 vs. HOU:** Started at CB and matched season-high with five tackles (four solo) ... **12/22 vs. TEN:** Started at CB but left the game in the first half with an ankle injury and did not return ... Was inactive in season-finale on **12/29 at IND** ...

COLLEGE: Four-year letterman ... Appeared in 50 games, including 39 starts ... Career totals include 189 tackles (141 solo), 30 passes defenses, 11 tackles for a loss, eight INTs, three forced fumbles and three fumble recoveries ... Ranked 23rd among active NCAA FBS players with eight INTs ... Returned two INTs for TDs ... Named first-team All-Big East and All-America Super Sleeper by The NFL Draft Report as a senior ... Started all 12 games ... Allowed only 22-of-91 passes targeted in his area (24.18%) to be completed for 172 yards ... Earned second-team All-Big East honors as a junior, starting all 11 games at CB ... Recorded 53 tackles (35 solo), four pass breakups, three INTs, and one forced fumble ... Started 11 of 13 games at CB as sophomore ... Ranked third on the team with a career-high 63 tackles (54 solo). Totaled 10 passes defended, two INTs (one for a TD), one fumble recovery and one forced fumble ... Redshirted as a freshman ... Sociology major.

PERSONAL: Single ... Attended Piscataway (N.J.) High School ... Served as the team captain his senior year ... Garnered All-State and All-Region honors ... Played WR and CB ... As a senior, led team to an 11-1 mark, ranking 21st in the state ... Recorded 65 tackles and 16 passes defended his senior year ... Won the state championship in both 2005 and 2007 ... Named All-County in track after running a 7.5 in the 55-meter hurdles ... One of eight children ... Third-oldest of his siblings ... All three brothers played WR and DB in high school ... Twitter handle is @DJG24_7.

2013 GAME-BY-GAME STATISTICS

DATE	GAME	TKL	SOLO	ASST	SACKS	FF	FR	INT	PD
09/08	vs. Kansas City	3	3	0	0.0	0	0	0	0
09/15	at Oakland			INACTIVE (ankle)					
09/22	at Seattle			INACTIVE (ankle)					
09/29	vs. Indianapolis			INACTIVE (ankle)					
10/06	at St. Louis			INACTIVE (ankle)					
10/13	at Denver			INACTIVE (ankle)					
10/20	vs. San Diego	1	1	0	0.0	0	0	0	0
10/27	vs. San Francisco	5	5	0	0.0	0	0	0	0
	BYE WEEK								
11/10	at Tennessee	5	3	2	0.0	0	0	1	0
11/17	vs. Arizona	2	2	0	0.0	0	0	0	0
11/24	at Houston	4	2	2	0.0	0	0	0	0
12/01	at Cleveland	3	3	0	0.0	0	0	1	2
12/05	vs. Houston	5	4	1	0.0	0	0	0	0
12/15	vs. Buffalo	4	2	2	0.0	0	0	0	0
12/22	vs. Tennessee	0	0	0	0.0	0	0	0	0
12/29	at Indianapolis			INACTIVE (ankle)					
2013 TOTALS		32	25	7	0.0	0	0	2	2

GAMES PLAYED/STARTED: 2012 (2/0, 1/0), 2013 (14/2)
NFL TOTALS: 16 games, 2 starts
JAGUARS TOTALS: 14 games, 2 starts
POSTSEASON TOTALS: 1 game, 0 starts
TRANSACTIONS: Originally drafted by Seattle in the sixth round (181st overall) of the 2012 draft ... Waived on 8/31/13 ... Claimed off waivers by Jacksonville on 9/1/13.

PRO: Second-year pro has ability to play both safety positions and also sees action on special teams ... Was a sixth-round pick of Seattle in 2012 and played in two games for the club as a rookie ... Played under Jaguars head coach Gus Bradley while with the Seahawks ...

2013: Played in 14 games with two starts for the Jaguars after he was claimed off waivers on Sept. 1 ... Finished with 24 tackles (18 solo) and one pass defended ... Was inactive for two games ... **11/10 at TEN:** Saw extensive action at FS and had two solo tackles and two special teams tackles ... **12/1 at CLE:** Finished with two solo tackles in extensive action at FS ... **12/5 vs. HOU:** Made first career start, starting at FS, and totaled a career-high eight tackles (six solo) ... **12/15 vs. BUF:** Started at FS and totaled a season-high six solo tackles along with his first career sack and forced fumble. Sacked E.J. Manuel and forced a fumble in the third quarter and the ball was recovered by the Jaguars ...

2012: Played in two regular season games as a rookie ... Also saw action in NFC Divisional Playoff game on **1/13 at ATL** and had two solo tackles ... Was suspended by the NFL for four games for violating the league's policy on performance-enhancing substances.

COLLEGE: Three-year starter ... Played in 50 games with 24 starts ... Career totals included 283 tackles, five INTs, 18 tackles for loss, seven passes defended, one forced fumble and one fumble recovery ... Played a different position each year: CB as a freshman, FS as a sophomore, SS as a junior and hybrid S/LB as a senior ... Majored in community communications and leadership development.

PERSONAL: Attended Lexington Catholic High School (Ky.) where he was a first-team all-state selection ... Helped lead school to 13-2 mark and Class AAAA state championship as a senior ... Totaled 75 tackles, 18.5 tackles for loss, 7.5 sacks, two forced fumbles and two blocked kicks in final season along with six TDs at RB and two kick returns for scores ... Set school career record with 19.5 sacks ... Father, Winston Sr. played football at Kentucky State University ... Twitter handle is @WinstonGuyJr27.

2013 GAME-BY-GAME STATISTICS

DATE	GAME	TKL	SOLO	ASST	SACKS	FF	FR	INT	PD
09/08	vs. Kansas City				INACTIVE				
09/15	at Oakland	0	0	0	0.0	0	0	0	0
09/22	at Seattle				INACTIVE				
09/29	vs. Indianapolis	0	0	0	0.0	0	0	0	0
10/06	at St. Louis	0	0	0	0.0	0	0	0	0
10/13	at Denver	0	0	0	0.0	0	0	0	0
10/20	vs. San Diego	0	0	0	0.0	0	0	0	0
10/27	vs. San Francisco	0	0	0	0.0	0	0	0	0
	BYE WEEK								
11/10	at Tennessee	2	2	0	0.0	0	0	0	0
11/17	vs. Arizona	0	0	0	0.0	0	0	0	0
11/24	at Houston	0	0	0	0.0	0	0	0	1
12/01	at Cleveland	2	2	0	0.0	0	0	0	0
12/05	vs. Houston	8	6	2	0.0	0	0	0	0
12/15	vs. Buffalo	6	6	0	1.0	1	0	0	0
12/22	vs. Tennessee	3	2	1	0.0	0	0	0	0
12/29	at Indianapolis	3	0	3	0.0	0	0	0	0
2013 TOTALS		24	18	6	0.0	0	0	0	1

ADDITIONAL STATISTICS: Special Teams Tackles 4 in 2013

GUY'S REGULAR SEASON STATISTICS

TACKLES	GP/GS	TKL	SOLO	ASST	ST	SACKS	FF	FR	PD	INT	TFL
2012 Seattle	2/0	0	0	0	0	0.0	0	0	0	0	0
2013 Jacksonville	14/2	24	18	6	4	1.0	1	0	1	0	0
NFL Totals: 2 years	16/2	24	18	6	4	2.0	2	0	1	0	0

86

CLAY HARBOR

TIGHT END

6-3 255 LBS.

MISSOURI STATE

BORN JULY 2, 1987

LIBERTYVILLE, ILLINOIS

ACQ. WAIVERS (PHILADELPHIA) 2013

EXP: 4TH YEAR



GAMES PLAYED/STARTED: 2010 (9/6, 1/1), 2011 (16/3), 2012 (14/9), 2013 (16/7)

NFL TOTALS: 55 games, 25 starts

JAGUARS TOTALS: 16 games, 7 starts

POSTSEASON TOTALS: 1 game, 1 start

TRANSACTIONS: Originally drafted by Philadelphia in the fourth round (125th overall) of the 2010 draft ... Waived on 8/31/13 ... Claimed off waivers by Jacksonville on 9/1/13.

PRO: Fourth-year TE has played in 55 career games with 25 starts ... Career totals include 71 catches for 713 yards and six TDs ... Added eight special teams tackles ... Was claimed off waivers by the Jaguars on Sept. 1, 2013 and played in all 16 games for the club ... Spent three seasons (2010-12) with Philadelphia after being selected in the fourth round of the 2010 draft ... Started a career-high nine games in 2012 and produced a career-best 25 receptions for 186 yards and two scores ... Three-time All-America selection at Missouri State ...

2013: Played in all 16 games for the second time in his career ... Totaled 24 catches for a career-high 292 yards with two TDs ... Matched his career-high with two receiving scores ... Had three special teams tackles ... **9/8 vs. KC:** Made Jaguars debut and started as team opened in two-TE alignment. Had one catch for five yards ... **9/15 at OAK:** Scored the club's first TD of the season with a 13-yard TD reception from Chad Henne late in the fourth quarter. Finished with three catches for 34 yards ... **9/22 at SEA:** Started at TE and did not record a reception. Tied for the team-lead with two special teams tackles ... **9/29 vs. IND:** Registered two receptions for 39 yards including a career-long 31-yard catch in the fourth quarter ... **10/6 at STL:** Started at TE and produced three catches for 39 yards with a long of 21 yards ... **10/13 at DEN:** Made start at TE and had two catches for 29 yards with a long of 23, his third straight game with a 20-plus yard reception ... **11/17 vs. ARI:** Started at TE as team opened up in two-TE alignment. Matched season-high with three catches for 32 yards including a 21-yard reception in the first quarter. Surpassed his previous single-season career-high with 198 receiving yards ... **12/1 at CLE:** Started at TE and scored on an 18-yard pass from Chad Henne in the first quarter. Matched his single-season career-high with two TDs ... **12/15 vs. BUF:** Posted a season-high 52 yards on three receptions including a 28-yard grab. Added one special teams tackle ... **12/29 at IND:** Made two receptions for 11 yards before he fractured his ankle in the second quarter ...

2012: Appeared in 14 games and made a career-high nine starts ... Set career-highs in receptions (25), receiving yards (188) and TDs (2) ... Added a career-high three special teams tackles ... Opened season on **9/9 at CLE** with three catches for 16 yards including a four-yard game-winning TD grab from QB Michael Vick with 1:18 remaining ... Had three catches in back-to-back games, **11/5 at NO** and **11/11 vs. DAL** ... Recorded a career-high six receptions for 52 yards on **12/9 at TB** including a 11-yard TD reception from QB Nick Foles as part of a fourth quarter comeback win ... Posted three receptions for 28 yards on **12/13 vs. CIN**, his final game of the season ... Was placed on injured reserve on Dec. 18 with a back injury ...

2011: Played in all 16 games with three starts ... Totaled 13 receptions for 163 yards and two TDs ... Added two special teams tackles ... Registered 55 yards on three receptions with a TD on **10/2 vs. SF** including a career-long 27-yard grab ...

2010: Saw action in nine games as a rookie and made six starts ... Finished with nine receptions for 72 yards and one TD ... Made NFL debut on **9/12 vs. GB** ... Recorded six-yard reception on **11/21 vs. NYG**, the first catch of his career ... Scored his first career TD on **12/28 vs. MIN**, a three-yard catch.

COLLEGE: Three-time All-America selection at Missouri State ... Finished his career with 150 receptions for 1,906 yards and 10 TDs ... Tallied 59 catches for 729 yards as a senior, the second-most receptions in the nation among TEs ... Earned FCS first-team All-America honors ... Led the team as a junior with 40 catches for 457 yards, earning second-team Associated Press All-America honors ... Switched positions as a sophomore, moving from WR to TE ... Finished with a single-season school-record for a TE with 45 catches for 647 yards ... Played in 11 games as a freshman and started two at WR, finishing with six catches for 73 yards ... Redshirted as a freshman ...

PERSONAL: Three-sport standout at Dwight High School in Illinois ... Four-year letterman in football, basketball and track ... Had a graduating class of 74 people ... Played WR and S and set school record with 60 receptions for 1,079 yards and 19 TDs ... Played with his brother, Cory, at Missouri State ... Was not offered a football scholarship ... Began playing football in fourth grade ... Twitter handle is @clayharbs82 ... Full name: Clayton Lee Harbor.

2013 GAME-BY-GAME STATISTICS

DATE	GAME	REC	YDS	AVG.	LG	TD
09/08	vs. Kansas City	1	5	5.0	5	0
09/15	at Oakland	3	34	11.3	17	1
09/22	at Seattle	0	0	0.0	0	0
09/29	vs. Indianapolis	2	39	19.5	31	0
10/06	at St. Louis	3	39	13.0	21	0
10/13	at Denver	2	29	14.5	23	0
10/20	vs. San Diego	0	0	0.0	0	0
10/27	vs. San Francisco	1	7	7.0	7	0
BYE WEEK						
11/10	at Tennessee	1	13	13.0	13	0
11/17	vs. Arizona	3	32	10.7	21	0
11/24	at Houston	1	8	8.0	8	0
12/01	at Cleveland	2	23	11.5	18	1
12/05	vs. Houston	0	0	0.0	0	0
12/15	vs. Buffalo	3	52	17.3	28	0
12/22	vs. Tennessee	0	0	0.0	0	0
12/29	at Indianapolis	2	11	5.5	8	0
2013 TOTALS		24	292	12.2	31	2

HARBOR'S REGULAR SEASON STATISTICS

YEAR	GP/GS	REC	YDS	AVG	LG	TD	
2010	Philadelphia 9/6	9	72	8.0	24	1	
2011	Philadelphia 16/3	13	163	12.5	27	1	
2012	Philadelphia 14/9	25	186	7.4	19	2	
2013	Jacksonville 16/7	24	292	12.2	31	2	
NFL TOTALS: 4 years		55/25	71	713	10.0	31	6

Additional Statistics: Special Teams Tackles- 2 in 2011; 3 in 2012; 3 in 2013.

20

MIKE HARRIS

CORNERBACK

5-10 188 LBS.


FLORIDA STATE

BORN JANUARY 5, 1989

MIAMI, FLORIDA

ACQ. 6TH ROUND OF 2012 DRAFT (176TH)

EXP: 2ND YEAR



GAMES PLAYED/STARTED: 2012 (15/5), 2013 (16/2)

NFL TOTALS: 31 games, 7 starts

POSTSEASON TOTALS: 0 games, 0 starts

TRANSACTIONS: Originally drafted in the sixth round (176th overall) of the 2012 draft.

PRO: Second-year CB also sees action on special teams ... 2012 sixth-round pick has played in 31 games with seven starts ... Totaled 96 tackles (72 solo), one sack, one INT, five passes defended, one fumble recovery, one tackle for loss and two QB pressures ... Was inserted into the starting lineup for the final five games as a rookie ... Blocked a punt in the 2012 season-finale at Tennessee and returned it 19 yards for a TD ... Became third Florida State player to be drafted by the Jaguars, joining DL Larry Smith (1999) and FB Greg Jones (2004) ... Played two seasons at Florida State and two seasons at El Camino Community College ... Marked 36th Florida State DB to be drafted in school history, the most of any position ... Native of Miami, Florida ...

2013: Played in a career-high 16 games with two starts ... Finished with 34 tackles (28 solo), two passes defended and one fumble recovery ... Added three special teams tackles ... Had one solo tackle on **9/22 at SEA** and followed with three solo stops on **9/29 vs. IND** ... **10/6 at STL:** Saw extensive action on defense and posted three solo tackles and one pass defended ... **10/13 at DEN:** Registered his first career fumble recovery in the fourth quarter. Led team with eight tackles (seven solo) ... Had three tackles (two solo) on **11/17 vs. ARI** and two solo tackles on **11/24 at HOU** ... **12/1 at CLE:** Finished with three solo tackles ... **12/15 vs. BUF:** Had one special teams tackle ... **12/29 at IND:** Registered five tackles (three solo), his second-highest total of the season ...

2012: Played in 15 games and made five starts at CB ... Totaled 62 tackles (44 solo), one sack, one INT, three passes defended, one tackle for loss and two QB pressures ... Added eight special teams tackles ... Made NFL debut on **9/16 vs. HOU** and made a special teams tackle ... Led team with three special teams tackles on **9/23 at IND** and added two solo tackles on defense ... Earned first career start on **11/18 at HOU** ... Started at CB on **11/25 vs. TEN** and contributed four tackles (three solo) with one tackle for loss and one pass defended. Made first career sack of Jake Locker in the third quarter and made first career interception of Locker on the final play of the game ... Totaled seven tackles and a team-high two special teams tackles on **12/2 at BUF** ... Registered a season-high 10 stops (seven solo) on **12/9 vs. NYJ** and followed with nine tackles on **12/16 at MIA** ... Started and did not miss a snap on **12/23 vs. NE** and tallied eight tackles ... Blocked a punt in the fourth quarter of season-finale on **12/30 at TEN** and returned it 19 yards for a TD.

COLLEGE: Played final two seasons at Florida State after transferring from El Camino Community College ... Was heavily recruited following sophomore season before choosing Florida State ... Played in 27 games for Seminoles and totaled 99 tackles (76 solo), one sack and six tackles for loss ... Added five INTs and two forced fumbles ... Played in all 13 games as a senior with seven starts ... Ranked second on team with a career-high 58 tackles (43 solo) ... Added six tackles for loss, a team-high nine passes defended, one sack and one INT ... Recipient of the Don Powell Award which is given to unsung Hero ... Had 89-yard INT return against Florida, the seventh-longest in school history ... Appeared in all 14 games in first season at Florida State as a junior ... Was the primary nickel back and finished with 41 tackles (33 solo) ... Collected four INTs in wins over Samford, Clemson, Florida and South Carolina ... Totaled 40 tackles, eight passes defended and three INTs in final season at El Camino Community College in 2009... Returned two INTs for TDs along with one fumble recovery and one return for a TD ... Registered 26 tackles, 10 passes defended and one INT as a freshman.

PERSONAL: Single ... Attended South Miami High School ... Served as option QB and also saw action at CB. ... Resides in Miami, Fla. ... His mother, Gwendolyn, suffered a stroke while watching his first collegiate game at Florida State and passed away the next day ... Didn't qualify academically out of high school so attended junior college ... Has two brothers and an older sister, Vashanta ... Younger brother, Anthony, earned football scholarship to South Alabama in 2012 after attending Mt. San Antonio College in California ... Full name: Michael Harris.

2013 GAME-BY-GAME STATISTICS

DATE	GAME	TKL	SOLO	ASST	SACKS	FF	FR	INT	PD
09/08	vs. Kansas City	1	1	0	0.0	0	0	0	1
09/15	at Oakland	1	0	1	0.0	0	0	0	0
09/22	at Seattle	1	1	0	0.0	0	0	0	0
09/29	vs. Indianapolis	3	3	0	0.0	0	0	0	0
10/06	at St. Louis	3	3	0	0.0	0	0	0	1
10/13	at Denver	8	7	1	0.0	0	1	0	0
10/20	vs. San Diego	1	1	0	0.0	0	0	0	0
10/27	vs. San Francisco	1	1	0	0.0	0	0	0	0
	BYE WEEK								
11/10	at Tennessee	1	0	1	0.0	0	0	0	0
11/17	vs. Arizona	3	2	1	0.0	0	0	0	0
11/24	at Houston	2	2	0	0.0	0	0	0	0
12/01	at Cleveland	3	3	0	0.0	0	0	0	0
12/05	vs. Houston	1	1	0	0.0	0	0	0	0
12/15	vs. Buffalo	0	0	0	0.0	0	0	0	0
12/22	vs. Tennessee	0	0	0	0.0	0	0	0	0
12/29	at Indianapolis	5	3	2	0.0	0	0	0	0
2013 TOTALS		34	28	6	0.0	0	1	0	2

REGULAR SEASON CAREER STATISTICS

YEAR	TEAM	GP/GS	TKL	SOLO	AST	SACKS	INT	PDs
2012	Jacksonville	15/5	62	44	18	1.0	1	3
2013	Jacksonville	16/2	34	28	6	0.0	0	2
NFL Totals:	2 years	31/7	96	72	24	1.0	1	5

Additional Statistics: Special Teams Tackles - 8 in 2012, 3 in 2013

55

GENO HAYES

LINEBACKER

6-1 226 LBS.


FLORIDA STATE

BORN AUGUST 10, 1987

GREENVILLE, FLORIDA

ACQ. UNRESTRICTED FREE AGENT (CHICAGO) 2013

EXP: 6TH YEAR



GAMES PLAYED/STARTED: 2008 (9/0), 2009 (15/13), 2010 (16/16), 2011 (16/13), 2012 (15/3), 2013 (14/14)

NFL TOTALS: 85 games, 59 starts

JAGUARS TOTALS: 14 games, 14 starts

POSTSEASON TOTALS: 0 games, 0 starts

TRANSACTIONS: Originally drafted by Tampa Bay in the sixth round (175th overall) of the 2008 draft ... Signed by Chicago as an unrestricted free agent on 4/19/12 ... Signed by Jacksonville as an unrestricted free agent on 3/13/13.

PRO: Sixth-year LB has played in 85 games with 59 starts ... Career totals include 350 tackles (272 solo), eight sacks, six INTs, five forced fumbles and one fumble recovery ... Added 19 passes defended and 30 special teams tackles ... Scored two career TDs on a blocked punt return and INT return ... Spent four seasons (2008-11) with Tampa Bay after being selected in sixth round of 2008 draft ... Played under Jaguars head coach Gus Bradley as a rookie with Buccaneers ... Spent 2012 season with Chicago and appeared in 15 games with three starts ... Native of Greenville, Florida was a three-year letterman at Florida State.

2013: Started 14 games in his first season with the Jaguars ... Missed the final two games with a knee injury ... Ranked third on the club with 78 tackles (59 solo) along with two INTs, one sack, three passes defended, two tackles for loss and two QB pressures ... Matched his career-high for INTs ... **9/8 vs. KC:** Made Jaguars debut and registered four solo tackles in starting role ... **9/15 at OAK:** Paced the defense with a game-high 10 tackles (seven solo) including one tackle for loss ... **9/22 at SEA:** Posted five tackles (one solo) in start. Stopped Marshawn Lynch for a two-yard loss at the one-yard line in the second quarter to force a field goal ... **11/10 at TEN:** Led the team with a season-high 11 tackles (nine solo) along with one pass defended and one forced fumble ... **11/24 at HOU:** Made nine tackles (six solo) with one sack, one tackle for loss and one QB hit. Took down QB Case Keenum for a nine-yard loss in the second quarter, his first sack since 2010 ... **12/5 vs. HOU:** Posted first INT as a Jaguar, his fifth of his career, with a pick of Matt Schaub in the fourth quarter ... **12/15 vs. BUF:** Intercepted E.J. Manuel in the first quarter and returned it 28 yards. Marked second straight game with an INT. Added one solo tackle and one pass defended ... Was inactive (knee) on **12/22 vs. TEN** and **12/29 at IND** ...

2012: Played in 15 games with three starts ... Totaled 24 tackles (13 solo) and one pass defended ... Added five special teams tackles ... Posted three special teams tackles on **11/19 at SF** ... Made first start of the season on **12/9 at MIN** and collected a season-high eight tackles ... Was inactive on **12/16 vs. GB** with a knee injury ... Started at SLB on **12/23 at ARI** and made five tackles ... Started in season-finale on **12/30 at DET** and totaled two tackles ...

2011: Started 13 of 16 games at WLB for Tampa Bay ... Ranked third on the team with 63 tackles and seven tackles for loss ... Added one INT, two forced fumbles and two passes defended ...

2010: Started all 16 games at WLB and ranked second on the team with 104 tackles ... Posted a career-high four sacks and led team with a career-high 11.5 tackles for loss, which ranked second in the NFL ... Added six passes defended ... Had a 41-yard INT return for a TD on **10/31 at ARI** ... Registered first sack of the season on **12/12 at WAS** ... Tallied a career-high two sacks on **12/26 vs. SEA** while leading team with 11 tackles ...

2009: Started 13 of 15 games ... Posted 98 tackles and a team-high 11 tackles for loss ... Added three sacks, two INTs, six passes defended, one forced fumble and one fumble recovery ... Only Buccaneer to record a statistic in every defensive category ... Made 10 tackles on **9/20 at BUF** and **12/27 at NO** ... Posted a season-high 12 tackles in season-finale, including one sack ...

2008: Saw action in nine games as a rookie ... Totaled five tackles, one pass defended and six special teams tackles ... Blocked a punt and returned it 22 yards for a TD on **10/12 vs. CAR** ... Suffered a knee injury in on **11/16 vs. MIN** and was placed on injured reserve on Nov. 19.

COLLEGE: Three-year letterman ... Appeared in 35 games with 21 starts ... Left school following his junior season ... Totaled 156 tackles, eight sacks, 29.5 tackles for loss, two forced fumbles, one fumble recovery and seven passes defended ... Earned All-ACC second-team honors as a junior.

PERSONAL: Married (Shevelle) ... Attended Madison County (Greenville, Fla.) High School ... Rated the 3rd-best LB in the country according to Tom Lemming of ESPN.com ... Added second-team All-USA Today All-American honors and was a first-team choice by Parade Magazine ... Twitter handle is @PettywayzofHaze ... Full name: Eugene Antonio Hayes.

2013 GAME-BY-GAME STATISTICS

DATE	GAME	TKL	SOLO	ASST	INT	SACKS	FF	FR	PD	TFL
09/08	vs. Kansas City	4	4	0	0	0.0	0	0	0	0
09/15	at Oakland	10	7	3	0	0.0	0	0	0	1
09/22	at Seattle	5	1	4	0	0.0	0	0	0	0
09/29	vs. Indianapolis	7	7	0	0	0.0	0	0	0	0
10/06	at St. Louis	3	2	1	0	0.0	0	0	0	0
10/13	at Denver	6	5	1	0	0.0	0	0	1	0
10/20	vs. San Diego	7	5	2	0	0.0	0	0	0	0
10/27	vs. San Francisco	6	5	1	0	0.0	0	0	0	0
	BYE WEEK									
11/10	at Tennessee	11	9	2	0	0.0	1	0	1	0
11/17	vs. Arizona	3	2	1	0	0.0	0	0	0	0
11/24	at Houston	9	6	3	0	1.0	0	0	0	1
12/01	at Cleveland	4	4	0	0	0.0	0	0	0	0
12/05	vs. Houston	2	1	1	1	0.0	0	0	1	0
12/15	vs. Buffalo	1	1	0	1	0.0	0	0	1	0
12/22	vs. Tennessee						INACTIVE (KNEE)			
12/29	at Indianapolis						INACTIVE (KNEE)			
2013 TOTALS		78	59	19	2	1.0	1	0	4	2

GENO HAYES REGULAR SEASON STATISTICS

YEAR	TEAM	GP/GS	TKL	SOLO	ASST	SACKS	FF	FR	INT	PD
2008	Tampa Bay	9/ 0	5	4	1	0.0	0	0	0	1
2009	Tampa Bay	15/13	98	80	18	3.0	1	1	2	6
2010	Tampa Bay	16/16	82	72	10	4.0	1	0	1	6
2011	Tampa Bay	16/13	63	44	19	0.0	2	0	1	2
2012	Chicago	15/ 3	24	13	11	0.0	0	0	0	1
2013	Jacksonville	14/14	78	59	19	1.0	1	0	2	4
NFL Totals 6 yrs:		85/59	350	272	78	8.0	5	1	6	20

7

CHAD HENNE

QUARTERBACK
6-3 230 LBS.
MICHIGAN
BORN JULY 2, 1985
WYOMISSING, PENNSYLVANIA
ACQ. UNRESTRICTED FREE AGENT (MIAMI) 2012
EXP: 6TH YEAR

GAMES PLAYED/STARTED: 2008 (3/0), 2009 (14/13), 2010 (15/14), 2011 (4/4), 2012 (10/6), 2013 (15/13)
NFL TOTALS: 61 games, 50 starts
JAGUARS TOTALS: 25 games, 19 starts
POSTSEASON TOTALS: 0 games, 0 starts
TRANSACTIONS: Originally drafted by Miami in the second round (57th overall) of the 2008 draft ... Signed by Jacksonville as an unrestricted free agent on 3/15/12.

PRO: Sixth-year QB has played in 61 games with 50 starts ... Joined the Jaguars in 2012 as an unrestricted free agent and has played in 25 games with 19 starts ... Spent first four seasons in Miami after being selected in the second round of 2008 draft ... Career totals include 1,117 of 1,876 passing for 12,439 yards with 55 TDs/62 INTs and a 75.3 rating ... Recorded two 3,000-yard passing seasons including 3,241 in 2013 ... Has 12 career 300-yard passing games including a career-high 416 yards in the 2011 season-opener against New England ... Owns a 18-32 record as a starter, 5-14 with the Jaguars ... Has 79 career completions of 25-plus yards ... Posted four games with 50-plus attempts ... Recorded four fourth-quarter or overtime comeback victories ... Was under center for all but four offensive plays for the Jaguars in the last seven games (six starts) of 2012 ... Saw action as a reserve on Nov. 18, 2012 at Houston and threw for 354 yards and four TDs ... Started first four games of 2011 season before suffering a season-ending left shoulder injury ... Started a career-high 14 games in 2010 and threw for 3,301 yards and 15 TDs ... Four-year starter at Michigan, where he threw 87 career TD passes ...

2013: Started 13 of 15 games played, tied for the second-most starts of his career ... Was 305 of 503 passing for 3,241 yards with 13 TDs and 14 INTs for a 76.5 passer rating ... Established career-highs for attempts and completions and had second-most yards ... Had two TD passes in four of the last five games ... Started the last 11 games ... Had two 300-yard passing games ... Added 27 rushes for 77 yards ... **9/8 vs. KC:** Inserted into the game during middle of club's final drive as Blaine Gabbert suffered a hand injury. Finished 3 of 6 passing for 36 yards with a 24-yard completion to Cecil Shorts III ... **9/15 at OAK:** Started at QB for injured Blaine Gabbert and threw for 241 yards on 25 of 38 passing with one TD for a 92.1 passer rating. Hooked up with Ace Sanders for a 30-yard completion and connected with TE Clay Harbor for a 13-yard TD pass in the fourth quarter ... **9/22 at SEA:** Started at QB and completed 18 of 38 passes for 235 yards with two TDs for a 45.4 rating. Was sacked three times for a loss of 21 yards. Hooked up with Cecil Shorts for a 59-yard completion in the third quarter ... **9/29 vs. IND:** Dressed but did not play ... **10/6 at STL:** Entered the game with 5:14 remaining in the third quarter after Blaine Gabbert suffered a hamstring injury. Finished 7 of 13 passing for 89 yards with one TD for a 101.1 passer rating. Hooked up with Justin Blackmon for a 39-yard completion on his first passing attempt and later found Cecil Shorts for a four-yard touchdown completion in the fourth quarter ... **10/13 at DEN:** Started at QB and was 27 of 42 passing for 303 yards with two INTs for a 65.9 rating. Marked his 10th career 300-yard passing game. Had seven completions of at least 18 yards ... **10/20 vs. SD:** Registered his second straight 300-yard passing game, completing 23 of 36 passes for 318 yards with one INT for an 80.6 rating. Had six completions of 17-plus yards ... **10/27 vs. SF:** Started at QB and threw for 228 yards and one TD for an 84.3 passer rating. Hooked up with Mike Brown for a 29-yard TD in the third quarter ... **11/10 at TEN:** Started at QB and was 14 of 23 passing for 180 yards with two INTs for a 49.2 rating. Had four completions of 20-plus yards. Won second start as a Jaguar ... **11/17 vs. ARI:** Led club to TDs on back-to-back drives to open the game. Hooked up with TE Danny Noble for a 62-yard TD on the opening drive. Finished 27 of 42 passing for 255 yards with one TD/two INTs and a 69.0 rating. Eclipsed 11,000 career passing yards ... **11/24 at HOU:** Was 23 of 32 passing for 239 yards with a season-high 93.1 rating. Posted a season-best 71.8 completion percentage, his sixth straight game with a 60 percent or higher completion percentage. Had five completions of 15-plus yards including a 51-yard completion to Ace Sanders in the first quarter, his second consecutive game with a 50-plus-yard completion ... **12/1 at CLE:** Completed 22 of 40 passes for 195 yards with 2 TDs/1 INT for a 74.5 rating. Directed his fourth career game-winning drive, hooking up with Cecil Shorts for a 20-yard TD with 40 seconds remaining in the game ... **12/5 vs. HOU:** Threw for 117 yards and two TDs, his 11th career multi-TD game. Hooked up with Mercedes Lewis (1 yard) and Cecil Shorts (6 yards) for TD passes. Finished with 33 yards on four carries, the second-most rushing yards of his career (59, Sept. 12, 2011 vs. New England) ... **12/15 vs. BUF:** Threw for 237 yards and two TDs on 21 of 36 passing. Marked 12th career multi-touchdown game, including three consecutive games. Had three completions of 25-plus yards, hooking up with Jordan Todman (30), Clay Harbor (28) and Mercedes Lewis (25) ... **12/22 vs. TEN:** Registered his fourth straight

game with two TD passes, hooking up with Mercedes Lewis and Mike Brown for scores. Was 24 of 34 passing for 237 yards for a season-high 97.3 rating (as a starter). Eclipsed 12,000 career passing yards ... **12/29 at IND:** Started in season-finale and registered a season-high 331 yards on 30 of 51 passing with one TD and one INT. Hooked up with WR Kerry Taylor for a 14-yard TD in the fourth quarter. Marked fourth career game with 50-plus attempts and 12th career 300-yard passing game ...

2012: Appeared in 10 games with six starts ... Completed 166 of 308 passes for 2,084 yards with 11 TDs and 11 INTs for a 72.2 rating ... Became 15th different starting QB in franchise history ... Had 16 completions of 25-plus yards ... Was under center for all but four offensive plays the last seven games (six starts) ... **9/16 vs. HOU:** Made Jaguars debut in fourth quarter when Blaine Gabbert departed with an injury and went 2-for-2 passing with 23 yards. **10/21 at OAK:** Entered game in second quarter when Blaine Gabbert suffered a left shoulder injury and completed nine of 20 passes for 71 yards. Had a 26-yard completion to Rashad Jennings ... **11/8 vs. IND:** Was inserted into the game in the fourth quarter and completed 10 of 16 passes for 121 yards with a TD and INT. Connected on four-yard TD pass to Cecil Shorts in the fourth quarter ... **11/18 at HOU:** Entered game in first quarter on club's second offensive possession after Blaine Gabbert left with a right forearm/elbow injury. Completed 16 of 33 passes for 354 yards and a career-best four TDs, tied for the most TDs in Jaguars history (Mark Brunell, Quinn Gray and David Garrard). Became first QB since Hall of Famer Steve Young in 1987 to come off bench and throw for four TDs and no INTs. Had TD passes on back-to-back completions, hitting Mercedes Lewis for 13 yards in the first quarter and Cecil Shorts for 67 yards in the second quarter. Threw an 81-yard TD pass to Justin Blackmon in the fourth quarter. Had four completions of 30-plus yards ... **11/25 vs. TEN:** Made first start of the season and threw for 261 yards on 17 of 26 passing with two TDs and one INT. Threw INT on first play from scrimmage on a pass batted at the line. Connected with Cecil Shorts on a 59-yard TD pass in the third quarter and found Blackmon for a seven-yard TD in the fourth quarter ... **12/23 vs. NE:** Threw for 348 yards on 29 of 51 passing with one TD and three INT. Threw a three-yard TD pass to Blackmon on the opening drive of the game. Hooked up with Montell Owens on a 53-yard reception in the first quarter. Rushed two times for 22 yards, including a 15-yard scramble in the fourth quarter ... **12/30 at TEN:** Made sixth consecutive start and completed 25 of 41 passes for 298 yards with two TD and three INT. Connected on a five-yard TD pass to Jordan Shipley in the first quarter and a 30-yard TD pass to Justin Blackmon in the second quarter. Was picked off by Zach Brown in the second quarter and third quarter and both were returned for touchdowns ...

2011: Started the first four games before suffering a season-ending left shoulder injury ... Was placed on injured reserve on Oct. 6 ... Completed 64 of 112 passes (57.1 pct.) for 868 yards with four TDs and four INTs for a 79.0 rating ... Added 15 rushes for 112 yards and one TD ... **9/12 vs. NE:** Opened the season as starter and was 30 of 49 for a career-high 416 yards with two TDs and one INT for a 93.6 rating. Marked highest single game passing yardage total by any Dolphin QB other than Dan Marino. Led the team in rushing with 59 yards and one TD, scoring on a nine-yard QB draw. ... **9/25 at CLE:** Was 19 of 29 passing for 255 yards with one TD and one INT. Recorded three completions of 25-plus yards. Finished the first half 15 of 19 passing for 191 yards ... **10/2 at SD:** Left the game with a left shoulder injury in the first quarter ...

2010: Started 14 of 15 games and was 6-8 as starter... Was 301 of 490 passing (61.4 pct.) for 3,301 yards with 15 TDs and 19 INTs for a 75.4 rating ... Recorded 18 completions of 25-plus yards ... **9/19 at MIN:** Hooked up with Brandon Marshall for a 46-yard completion ... **9/26 vs. NYJ:** Threw for two TDs and one INT on 26 of 44 passing for a then career-high 363 yards ... **10/4 vs. NE:** Was 28 of 38 passing for 305 yards with two TDs and three INTs. Marked the second time in career with back-to-back 300-yard passing games ... **10/17 at GB:** Threw for two TDs including a 22-yard pass to Anthony Fasano that broke a 13-13 tie to give the Dolphins a lead in the fourth quarter leading to overtime win ... **11/14 vs. TEN:** Saw action in relief of Chad Pennington in the first quarter. Suffered an injury to his right knee in the third quarter and did not return ... **11/28 at OAK:** Returned to lineup and threw for 307 yards on 17 of 30 passing with two TDs and one INT. Connected with Marlon Moore on a 57-yard TD pass ... **12/19 vs. BUF:** Completed 73.3 percent of passes (33 of 45) for 276 yards with one TD and one INT ... **12/26 vs. DET:** Passed David Woodley to move into fourth place among the Dolphins career passing yardage leaders. Completed 29 of 44 passes for 278 yards with one TD and two INTs ...

2009: Played in 14 games with 13 starts and posted 7-6 record as starter... Completed 274 of 451 passes (60.7 pct.) for 2,878 yards with 12 TDs and 14 INTs for a passer rating of 75.2 ... Registered 18 completions of 25-plus yards ... **9/27 at SD:** Saw first action of season in relief of Chad Pennington and totaled 10 of 19 passing for 92 yards with one INT ... **10/14 vs. BUF:** Made first career start and completed 14 of 22 passes for 115 yards and one TD for a 92.0 rating, hooking up with Brian Hartline in third quarter for first career TD pass. Became 12th Dolphins QB to win first start, and just the sixth to win first NFL start ... **10/12 vs. NYJ:** Led Dolphins to a 31-27 comeback win on Monday Night Football with first career fourth-quarter comeback. Connected on 20 of 26 passes for 241 yards and two TDs for a career-high 130.4 passer rating. Led club to 21 points in fourth quarter and finished the quarter 9 of 12 passing for 121 yards with two TDs. Became the first Dolphins QB since 1999 to win his first two career starts ... **10/25 vs.**

HENNE'S 2013 GAME-BY-GAME STATISTICS

2013		PASSING										RUSHING			
DATE	OPP	P/S	ATT	CMP	YDS	PCT	TD	INT	LG	SK	RTG	NOYDS	AVG	LG	TD
09/08	vs. KC	1/0	6	3	36	50.0	0	0	24	0-0	68.8	0	0	0	0
09/15	at OAK	1/1	38	25	241	65.8	1	0	30	5-27	92.1	2	9	4.5	9
09/22	at SEA	1/1	38	18	235	47.4	0	2	59	3-21	45.4	2	5	2.5	3
09/29	vs. IND									DNP					
10/06	at STL	1/0	13	7	89	53.8	1	0	39	0-0	101.1	1	2	2.0	2
10/13	at DEN	1/1	42	27	303	64.3	0	2	23	2-12	65.9	2	-3	-1.5	1
10/20	vs. SD	1/1	36	23	318	63.9	0	1	43	6-43	80.6	4	5	1.3	4
10/27	vs. SF	1/1	45	29	228	64.4	1	0	29t	0-0	84.3	1	1	1.0	1
11/10	at TEN	1/1	23	14	180	60.9	0	2	27	3-20	49.2	2	-1	-0.5	-1
11/17	vs. ARI	1/1	42	27	255	64.3	1	2	62t	2-13	69.0	0	0	0.0	0
11/24	at HOU	1/1	32	23	239	71.8	0	0	51	4-24	93.1	3	3	1.0	5
12/01	at CLE	1/1	40	22	195	55.0	2	1	25	2-1	74.5	0	0	0.0	0
12/05	vs. HOU	1/1	27	12	117	44.4	2	0	41	1-6	81.9	4	33	8.3	14
12/15	vs. BUF	1/1	36	21	237	58.3	2	2	30	5-42	73.5	4	22	5.5	11
12/22	vs. TEN	1/1	34	24	237	70.6	2	1	30	2-11	97.3	1	1	1.0	1
12/29	at IND	1/1	51	30	331	58.9	1	1	36	3-23	76.5	1	0	0.0	0
2013 TOTALS		15/13	503	305	3,241	60.6	13	14	62t	38-243	76.5	27	77	2.9	14

HENNE'S REGULAR SEASON CAREER STATISTICS

PASSING	GP/GS	ATT	CMP	YDS	PCT	TD	INT	LG	RTG
2008 Miami	3/0	12	7	67	58.3	0	0	19	74.4
2009 Miami	14/13	451	274	2,878	60.8	12	14	67	75.2
2010 Miami	15/14	490	301	3,301	61.4	15	19	57	75.4
2011 Miami	4/4	112	64	868	57.1	4	4	41	79.0
2012 Jacksonville	10/6	308	166	2,084	53.9	11	11	81t	72.2
2013 Jacksonville	15/13	503	305	3,241	60.6	13	14	62t	76.5
NFL Totals: 6 years	61/50	1,876	1,117	12,439	59.5	55	62	81t	75.3

RUSHING	GP/GS	NO	YDS	AVG	LG	TD
2008 Miami	3/0	0	0	0	0	0
2009 Miami	14/13	16	32	2.0	12	1
2010 Miami	15/14	35	52	1.5	10	0
2011 Miami	4/4	15	112	7.5	20	1
2012 Jacksonville	10/6	19	64	3.4	15	1
2013 Jacksonville	15/13	27	77	2.9	14	0
NFL Totals: 6 years	61/50	112	337	3.0	20	3

SACKED-YARDS: 2009: 26-176; 2010: 30-178; 2011: 11-67; 2012: 28-169; 2013:38-243; Total: 133-833.

76

LUKE JOECKEL

OFFENSIVE TACKLE

6-6 306 LBS.


TEXAS A&M

BORN NOVEMBER 6, 1991

ARLINGTON, TEXAS

ACQ. 1ST ROUND OF 2013 DRAFT (2ND)

EXP: ROOKIE



GAMES PLAYED/STARTED: 2013 (5/5)

NFL TOTALS: 5 games, 5 starts

POSTSEASON TOTALS: 0 games, 0 starts

TRANSACTIONS: Originally drafted in the first round (2nd overall) of the 2013 draft.

PRO: 2013 first-round pick had his rookie season cut short by injury ... Started first five games (4 at RT, 1 LT) and was placed on injured reserve on Oct. 9 after fracturing his right ankle on Oct. 6 at St. Louis ... Marked only the third OL taken in the first round in franchise history, joining Tony Boselli (2nd overall, 1995) and Eugene Monroe (8th overall, 2009) ... Joined Boselli and Kevin Hardy (1996) as the highest selections in team history ... Three-year letterman at Texas A&M and left following his junior season ...

2013: Made NFL debut on 9/8 vs. KC, starting at RT ... Started the next three games at RT and did not miss a snap ... Made first career start at LT on 10/6 at STL and suffered a right ankle fracture in the second quarter. Was placed on injured reserve on Oct. 9.

COLLEGE: Three-year letterman ... Left school following his junior season ... Started all 39 games of his college career at LT, including 13 as a true freshman ... Posted a 27-12 overall record ... Career totals include 327 key blocks/knockdowns and 42 TD-resulting blocks ... Recognized as the nation's best offensive lineman in college football as the 67th recipient of the Outland trophy in 2012 ... Became the first Texas A&M player to win the Outland trophy ... Blocked for 2012 Heisman Trophy winner Johnny Manziel ... Started all 13 games as a junior at LT and recorded 129 knockdowns and 20 TD-resulting blocks ... Helped the Aggies lead the SEC in total offense, scoring, rushing and passing ... Unanimous first-team All-American selection by The NFL Draft Report, Walter Camp, American Football Coaches Association, CBS Sports, Pro Football Weekly, ESPN.com, Sports Illustrated, Max Emfinger, Yahoo Sports and the Football Writers Association ... Awarded first-team All-SEC honors and was the recipient of the league's Jacobs Blocking Trophy, given annually to the conference's top blocker ... Started all 13 games at LT as a sophomore and recorded 109 knockdowns and 13 TD-resulting blocks ... Earned All-Big 12 honors from the Associated Press and The NFL Draft Report ... Started all 13 games at LT as a true freshman ... Delivered 89 knockdowns and nine TD-resulting blocks ... Named honorable mention All-Big 12 ... Enrolled at Texas A&M after graduating early from Arlington High in January 2010 with a 3.5 grade point average ... Majored in business.

PERSONAL: Single ... Attended Arlington High in Arlington, Tex. ... Earned consensus All-America honors as a senior, while protecting his twin brother, Matt, who played QB ... Helped lead an offense that averaged just under 475 yards per game ... Selected as a second-team All-State OT as a junior after posting 161 knockdowns ... Named to the Super Team first-team by the Fort Worth Star-Telegram and the All-Dallas Area first-team by The Dallas Morning News in 2009 ... Received first-team All-District honors as well as being named a Super Prep Southwest Team member ... Graduated early in January of 2010 after attaining a 3.5 grade point average ... Twin brother, Matt, played QB at Texas A&M ... Older brother, David, played on the offensive line at DePauw ... Father, Dave, was a four-year letterman and three-year starter as an offensive lineman at Texas Tech and now serves as a trial lawyer in Fort Worth ... Grandfather, Reece Washington, played tight end for Texas Tech.

91

ABRY JONES

DEFENSIVE TACKLE

6-4 312 LBS.

GEORGIA

BORN SEPTEMBER 8, 1991

WARNER ROBINS, GEORGIA

ACQ. ROOKIE FREE AGENT 2013

GAMES PLAYED/STARTED: 2013 (8/0)
NFL TOTALS: 8 games, 0 starts
POSTSEASON TOTALS: 0 games, 0 starts
TRANSACTIONS: Originally signed as an undrafted rookie by Jacksonville on 4/27/13.

PRO: Earned roster spot as an undrafted rookie in 2013 and played in eight games ... Totaled nine tackles (eight solo), 0.5 sacks and one QB pressure ... Was inactive for eight games ...

2013: Made NFL debut on **10/6 at STL** and saw action on defense ... **10/13 at DEN:** Saw action in DL rotation and on special teams ... **10/20 vs. SD:** Made first career tackle ... **12/5 vs. HOU:** Saw action in DL rotation and had one solo tackle ... **12/15 vs. BUF:** Had one solo tackle ... **12/22 vs. TEN:** Saw extensive action in DL rotation and posted a career-high four tackles (three solo), one QB hit and split a sack with Paul Posluszny in the first quarter ... **12/29 at IND:** Totaled two solo tackles in season-finale ...

COLLEGE: Three-year letterman ... Appeared in 46 games, making 26 starts at DE and DT ... Career totals include 107 tackles (52 solo), 35 QB pressures, 13.5 tackles for a loss, 5.0 sacks and two forced fumbles ... As a senior, started six of seven games and made 17 tackles before missing the final seven games due to an ankle injury ... Received the David Jacobs Award as a player who, by example, portray courage, spirit, character and determination ... As a junior, received the team's Most Improved Player Award (defense) after starting all 14 games and recording 48 tackles (28 solo), 20 QB pressures, 7.0 tackles for a loss and 4.0 sacks ... Named SEC Defensive lineman of the Week after tallying four tackles (1.5 for a loss) vs. Kentucky and three tackles, three pass breakups and a forced fumble at Vanderbilt ... Appeared in all 13 games with six starts as a sophomore ... Registered a career-high 16 tackles (two for a loss) and one forced fumble vs. Georgia Tech ... Saw action in 12 games as a freshman ... Majored in communication studies.

PERSONAL: Single ... Attended Northside (Ga.) High School ... USA Today All-USA second-team selection.

2013 GAME-BY-GAME STATISTICS

DATE	GAME	TKL	SOLO	ASST	SACKS	FF	FR	INT	PD
09/08	vs. Kansas City				INACTIVE				
09/15	at Oakland				INACTIVE				
09/22	at Seattle				INACTIVE				
09/29	vs. Indianapolis				INACTIVE				
10/06	at St. Louis	0	0	0	0.0	0	0	0	0
10/13	at Denver	0	0	0	0.0	0	0	0	0
10/20	vs. San Diego	1	1	0	0.0	0	0	0	0
10/27	vs. San Francisco				INACTIVE				
	BYE WEEK								
11/10	at Tennessee				INACTIVE				
11/17	vs. Arizona				INACTIVE				
11/24	at Houston				INACTIVE				
12/01	at Cleveland	0	0	0	0.0	0	0	0	0
12/05	vs. Houston	1	1	0	0.0	0	0	0	0
12/15	vs. Buffalo	1	1	0	0.0	0	0	0	0
12/22	vs. Tennessee	4	3	1	0.5	0	0	0	0
12/29	at Indianapolis	2	2	0	0.0	0	0	0	0
2013 TOTALS		9	8	1	0.5	0	0	0	0

32 MAURICE JONES-DREW

RUNNING BACK

5-7 210 LBS.

UCLA

BORN MARCH 23, 1985

ANTIOCH, CALIFORNIA

ACQ. 2ND ROUND OF 2006 DRAFT (70TH)

EXP: 8TH YEAR



GAMES PLAYED/STARTED: 2006 (16/1), 2007 (15/0, 2/0), 2008 (16/3), 2009 (16/16), 2010 (14/14), 2011 (16/16), 2012 (6/5), 2013 (15/15)

NFL TOTALS: 114 games, 70 starts

POSTSEASON TOTALS: 2 games, 0 starts

TRANSACTIONS: Originally drafted in the second round (60th overall) of the 2006 draft.

PRO: Three-time Pro Bowl selection (2009, 2010, 2011) ... Has played in 114 games with 70 starts after being selected in the second round of the 2006 draft ... Career totals include 1,804 carries for 8,071 yards and 68 TDs, 335 receptions for 2,873 yards and 11 TDs, 79 kickoff returns for 2,054 yards and two TDs and 15 punt returns for 8.9 avg. ... Ranks 45th in NFL history in rushing yards and 30th in rushing TDs ... Owns the franchise record with 81 career TDs (68 rushing, 11 receiving, 2 kickoff returns) ... Owns franchise record for rushing touchdowns with 68, surpassing Fred Taylor (62), and also owns single-season franchise mark with 15 in 2009 ... Also has one passing TD, an eight-yard pass to TE Marcedes Lewis on Dec. 1, 2013 ... Ranks second in team history in rushing yards (8,071), third in yards from scrimmage (10,944) and second in all-purpose yards (13,131) ... Became first player in franchise history to lead the NFL in rushing as he finished with a franchise-record 1,606 yards on 343 carries (4.7 avg.) in 2011 ... Only player in franchise history with at least 1,300 rushing yards in three consecutive seasons ... Recorded 27 career 100-yard rushing games and nine games with 200-plus all-purpose yards ... Jaguars own 19-8 record when he rushes for 100 yards ... Recorded multiple TDs in 15 career games and the Jaguars own an 11-4 record in those games ... Became fourth player in franchise history to be voted to the Pro Bowl in three consecutive seasons, joining Tony Boselli (1996-2000), Jimmy Smith (1997-2001) and Marcus Stroud (2003-05) ... Owns three of the top five single-season rushing marks for yards and attempts in team history ... Only player in franchise history with 300-plus rushes in two different seasons (312, 2009; 343, 2011) ... Holds team records for career kickoff returns, kickoff return yards, kickoff return average and TDs ... Only player in team history to record two career kickoff returns for yards including the longest return in team history (100t, 11/4/07 at NO) ... Owns highest single-season average per rush (5.7, 2006) by a Jaguars RB ... Recorded 20-plus carries in 37 of 114 games and the Jaguars own a 24-13 mark ... Owns three of the top five marks for single-season TDs in team history ... Ranked third in team history with 335 career receptions and fourth with 2,873 receiving yards ... Has 12 career receptions of 25-plus yards ... Tied with Fred Taylor for most consecutive games scoring a TD with eight, and holds club record with eight consecutive games with a rushing TD ... Has two of the three longest runs in team history including a record-tying 80-yard rush on Nov. 1, 2009 at Tennessee ... Had TD runs of 80 and 79 yards on Nov. 1, 2009 at Tennessee and became only the third player in NFL history with two rushing TDs of 75-plus yards in the same game ... Along with Fred Taylor, formed the NFL's second-best rushing duo in 2006 and 2007 ... Helped Jaguars set a single-season franchise record for rushing yards in 2006 with 2,541 (158.8 yards per game) and the club posted the second-highest total in 2010 with 2,395 (150.0) ... Finished with 2,250 all-purpose yards, the third-most by a rookie in NFL history, and set a team record for all-purpose yards in a season and in a game (303, vs. Indianapolis, Dec. 10) ... Fourth-highest drafted RB by Jacksonville (60th overall), behind Fred Taylor and James Stewart, both first round picks, and Greg Jones (2004, 55th overall) ...

2013: Started 15 games and led the team with 803 yards and five TDs on 234 carries ... Ranked third on the team with 43 catches for 314 yards ... Had 17 rushes of 10-plus yards ... **9/15 at OAK:** Started at RB and had 10 carries for 27 yards and a one-yard reception. Left game late midway through the second quarter with an ankle injury and did not return ... **9/22 at SEA:** Totaled 43 yards on 19 carries along with two receptions for 19 yards. Scored first TD of the season on a two-yard run in the third quarter ... **10/13 at DEN:** Carried 20 times for 71 yards and scored his second TD of the season on a five-yard run in the third quarter. ... **10/20 vs. SD:** Rushed nine times for 37 yards and added two receptions for 19 yards. Marked his fewest carries since the 2009 season ... **10/27 vs. SF:** Had 75 yards on 19 carries with a long of 30 yards. Added season-high six catches for 47 yards ... **11/10 at TEN:** Had his second consecutive game with 25 touches, finishing with 21 carries for 41 yards and a team-high four receptions for 33 yards. Scored on a six-yard run on the club's opening drive ... **11/17 vs. ARI:** Became the 54th player in NFL history with 80 career TDs as he scored on a one-yard run in the first quarter. Finished with 14 carries for 23 yards and four receptions for 12 yards ... **11/24 at HOU:** Registered a season-high 144 yards from scrimmage. Rushed for 84 yards on 24 carries along with six catches for 60 yards. Scored on a one-yard run in the first quarter, his third consecutive game with a TD. Broke free for

a 44-yard run in the second quarter ... **12/1 at CLE:** Gained 77 yards on a season-high 23 carries including an 18-yard run in the first quarter. Became the first non-QB in franchise history with a TD pass as he hooked up with Marcedes Lewis for an eight-yard TD pass in the second quarter ... **12/5 vs. HOU:** Registered first 100-yard rushing game of the season, finishing with 103 yards on 14 carries. Injured his hamstring in the fourth quarter and did not return. Had a season-long 48-yard run in the third quarter ... **12/15 vs. BUF:** Inactive (hamstring) ... **12/22 vs. TEN:** Became 46th player in NFL history to reach 8,000 career rushing yards. Finished with 45 yards on 13 carries and four catches for 24 yards ...

2012: Played in only six games with five starts ... Missed last 10 games with a left foot injury and was placed on injured reserve on Dec. 28 ... Led the team in rushing with 414 yards on 86 carries with one TD ... Added 14 receptions for 86 yards and one TD ... At the time of his injury, he led the NFL by accounting for 41.0 pct. of team's offense (494 of 1,206 total yards) ... **9/9 at MIN:** Did not start in season-opener but led team with 77 yards on 19 carries and added three receptions for 18 yards. Added two punt returns for four yards ... **9/16 vs. HOU:** Started at RB and rushed 12 times for 60 yards and added three receptions for seven yards and a TD. Caught a five-yard TD pass from Blaine Gabbert in the third quarter, the 75th of his career ... **9/23 at IND:** Recorded 28 carries for 177 yards and one TD. Yardage total tied for the second-most in his career. Scored on a 59-yard run in the third quarter, his 63rd career rushing score, surpassing Fred Taylor for the most rushing TDs in franchise history. Added two receptions for 16 yards ... **10/21 at OAK:** Had two carries for six yards before leaving the game with a left foot injury. Injury happened on first play from scrimmage ... Was inactive the next nine games before he was placed on injured reserve on Dec. 28 ...

2011: Had the most productive season of his career, setting franchise records for rushing yards (1,606) and yards from scrimmage (1,980) ... Team captain ... One of only three offensive players (Brad Meester, Uche Nwaneri) to start all 16 games ... Voted to Pro Bowl for third straight season and earned Associated Press First-Team All-Pro honors ... Finalist for FedEx Ground Player of the Year ... Was only fifth player, second offensive player (Tony Boselli), to be voted to the AP All-Pro first-team ... Became first player in franchise history to lead the NFL in rushing as he finished with a franchise single-season record 1,606 yards on 343 carries (4.7 avg.). Won the rushing title by 242 yards, the second-largest margin since 1997 (Chris Johnson, 590 yards, 2009) ... Joined Mark Brunell (4,367 passing yards, 1996) and Jimmy Smith (116 receptions, 1999) as the only players in franchise history to lead the NFL in one of the main statistical categories ... Set the franchise record for career TDs on Dec. 11 against Tampa Bay in his 90th career game by scoring four times ... Accounted for a franchise-record 47.7 percent (1,980 of 4,149) of the Jaguars offense, the highest percentage in the NFL and highest in franchise history ... Accounted for at least 40 percent of the club's offense in 12 of 16 games and at least 50 percent in eight games ... Ranked second on the team with 43 receptions, one shy of Mike Thomas' team-high 44 catches, and tied for the team-lead with a career-high three TDs ... Had a streak of six straight games with six receptions ... Also led NFL in rushes and offensive touches (386) and ranked second in yards from scrimmage (1,980), first downs (93) and rushes of 10-plus yards (43) ... Averaged 150 yards from scrimmage in the last six games and three of his top 10 career games came in 2011 ... Had a career-high 43 rushes of 10-plus yards, the second-most in a team history for a season ... Had six 100-yard rushing games including three straight to conclude the season ... Had the most rushing yards on a five-win team since 1978 and joined Jamal Lewis (2003) as only players since 1995 to rush for 1,500 plus yards while his team finished last in passing offense ... Averaged 107.5 rushing yards in the six division games with at least 97 yards in five of the six games ... Averaged 100.8 rushing yards in four games against NFC opponents including two 100-yard rushing games ... Had 10 games with 20-plus carries and registered at least 97 yards in nine of the games ... **9/11 vs. TEN:** Opened the season with 97 yards on 24 carries and had a 21-yard TD run in the first quarter. Snapped a streak of 65 consecutive games with a reception, the third-longest in franchise history ... **9/25 at CAR:** Recorded first 100-yard rushing game of the season with 122 yards on 24 carries (5.1 avg.). Broke free for a 39-yard run with 17 seconds left in the second quarter to set up a TD ... **10/2 vs. NO:** Tallied 84 yards on 11 carries (7.6 avg.). Had a 41-yard run in the third quarter, his longest since Nov. 1, 2009 at Tennessee. The 7.6-yard average was fourth-highest of his career and highest since 2007 (min. 10 carries) ... **10/9 vs. CIN:** Surpassed 10,000 all-purpose yards for his career with 10,073. Gained 85 yards and one TD on 19 rushes ... **10/24 vs. BAL:** Had a season-high 30 carries for 105 yards and became first RB to post a 100-yard rushing game against the Ravens in 2011. ... **11/13 at IND:** Became the second player in franchise history to reach 6,000 career rushing yards as he accomplished the feat in his 86th career game, joining Fred Taylor (11,271). Rushed for 114 yards on 25 carries and scored on a three-yard run in the fourth quarter ... **11/20 at CLE:** Scored a TD in his third straight game with a six-yard run in the second quarter. Finished with 87 yards on 21 carries and added four receptions for 31 yards ... **11/27 vs. HOU:** Totaled 166 yards from scrimmage (18-99 rushing, 4-67 receiving). Had rushes of nine, 18 and 29 yards and a 31-yard reception ... **12/5 vs. SD:** Compiled a season-high 188 yards from scrimmage (97 rushing, 91 receiving), third most of his career. Accounted for 61.4 percent of the Jaguars offense (188 of 306). Had six receptions for 91 yards including a 48-yard catch in the second quarter. Caught a nine-yard TD pass from Blaine Gabbert ... **12/11 vs. TB:** Scored a career-high four TDs (two receiving, two rushing) and recorded 136 yards from scrimmage (85 rushing, 51 receiving). Set franchise record for career

TDs with 73 and eclipsed 11,000 career all-purpose yards. His two receiving TDs were a career-high and surpassed Taylor (8) for most receiving TDs by a RB in franchise history with 10. Was only player in NFL in 2011 with four TDs in a game and he became only the second player in NFL history with a rushing and receiving TD in two different quarters (Dub Jones, Cleveland, 1951) ... **12/15 at ATL:** Gained 112 yards on 17 carries (6.6 avg.). Surpassed 1,300 rushing yards for the season with 1,334 and become the only player in team history with 1,300 rushing yards in three straight seasons ... **1/1 at IND:** Secured the NFL rushing title with a season-high 169 yards on 25 carries (6.8 avg.). Became first Jaguar to lead league in rushing and established a single-season franchise record with 1,606 rushing yards ...

2010: Voted as starter for Pro Bowl ... Led team with 1,324 yards on 299 carries with five TDs, the third consecutive season he led team in rushing ... Ranked fourth on team with 34 receptions for 317 yards and two TDs ... Started all 14 games played and missed the final two games with a knee injury, his first career games missed due to injury, and snapped a streak of 33 consecutive starts ... Registered a career-high seven 100-yard rushing games including a streak of six straight, the longest streak of his career and the second-longest in franchise history ... The seven 100-yard rushing games tied for third-most in NFL while the six straight games was the longest streak in the NFL in 2010 ... Ranked fourth in the AFC, fifth in the NFL, in rushing yards ... Ranked sixth in the AFC, seventh in the NFL, in yards from scrimmage (1,641) ... Produced his top two career games for yards from scrimmage including a career-high 220 on **11/21 vs. CLE** ... Tied for fifth in NFL with 34 rushes of 10-plus yards ... Became 10th player in team history to be voted to Pro Bowl as a starter and first since 2006 ... Named NFL Alumni Running Back of the Year and to The Sporting News All-Pro Team ... Ranked fourth in the NFL with 86 first downs made including 75 via the rush ... According to STATS PASS, he ranked second in NFL with 716 of his 1,324 rushing yards after contact ... Had nine games with 20-plus carries and topped 100 rushing yards in seven of the games ... Topped 100-yard mark in three of five division games ... Ranked eighth in the NFL with 333 offensive touches (299 rushes, 34 receptions) including 20-plus touches in 12 of 14 games ... Finished second among AFC RBs in Pro Bowl fan voting ... **9/12 vs. DEN:** Opened season with 98 rushing yards on 23 carries. Surpassed 4,000 yards rushing and 8,000 career all-purpose yards ... **10/3 vs. IND:** Carried the ball 26 times for 105 yards and scored his 50th career rushing TD in his 67th game, tied for the 13th-fastest in NFL history to 50 rushing TDs. ... **10/24 at KC:** Led team with a season-high five receptions for 74 yards including an 18-yard TD catch in the second quarter and a 29-yard reception. Added 47 yards on 16 carries ... **10/31 at DAL:** Produced 135 yards on 27 carries with two rushes of 20-plus yards. Added two receptions for 13 yards. With 148 yards from scrimmage, he moved into third place in team history for career yards from scrimmage ... **11/14 vs. HOU:** Was 24-100 rushing with two TDs. Scored his 60th career TD in his 72nd career game, the fastest in franchise history ... **11/21 vs. CLE:** Finished with a career-high 220 yards from scrimmage (133 rushing, 87 receiving) and recorded his career-best third consecutive 100-yard rushing game. Had 220 of the club's 371 net yards. Scored the game-winning TD on a one-yard run with 1:20 remaining. The score was set up with a 75-yard reception on a screen pass, the longest reception of his career and fifth-longest in team history. Threw his first career INT on first pass in the second quarter. Added a 14-yard TD reception late in the fourth quarter. Named FedEx Ground NFL Player of the Week for his performance. ... **11/28 at NYG:** Topped the 100-yard rushing mark for the fourth consecutive game with 113 yards on 21 carries ... **12/5 at TEN:** Registered a career-high 186 rushing yards on a season-high 31 carries (6.0 avg.) along with a season-long 37-yard rush. The 186 yards were third-most in team history, most by a Jaguar since 2003, and second-most in the NFL in 2010. Surpassed 5,000 career rushing yards and 7,000 career yards from scrimmage. Voted as FedEx Ground NFL Player of the Week ... **12/12 vs. OAK:** Surpassed 100-plus yards for the sixth consecutive game with 101 yards on 23 carries. The six straight games marked the second-longest streak in team history. Scored on a 30-yard run in the fourth quarter. Combined with Rashad Jennings (109) to mark only third time in franchise history two players have had 100-plus rushing yards in the same game. Offense rushed for 200-plus yards in a franchise-record third straight game ... **12/18 at IND:** Snapped his consecutive streak of 100-yard rushing games at six, finishing with 46 yards on the ground ... Was inactive (knee) on **12/26 vs. WAS** and **1/2 at HOU** ... Marked first missed games for injury in his career ...

2009: Started a career-high 16 games in his first season as the lead RB and produced career-high numbers ... Was named to the Pro Bowl for the first time and was selected by his teammates as the Walter Payton Man of the Year for his work in the community ... Led the team in rushing for the second consecutive season with 1,391 yards on 312 carries with 15 TDs, the third-most rushing yards in franchise history ... Ranked second on the team with 53 receptions for 374 yards and one TD ... Added two punt returns for 19 yards (9.5) and four kickoff returns for 102 yards (25.5) ... Led team in rushing yards, yards from scrimmage (1,765) and TDs (16) ... Ranked third in the AFC, fourth in the NFL, in rushing yards and yards from scrimmage ... His 1,765 yards from scrimmage were the second-most in franchise history ... Became first player in franchise history to finish in the top three in the AFC in rushing yards ... Set franchise single-season record for rushing TDs (15), the most in the AFC and second-highest in NFL ... Finished with 16 total TDs which ranked tied for first in AFC and second in the NFL ... Was one of only 12 players to have three TDs in a game and joined Randy Moss (NE),

Ricky Williams (MIA) and Chris Johnson (TEN) as the only players to do it twice ... Had at least one TD in 10 games and was one TD away from tying franchise single-season record ... Joined Fred Taylor (7 seasons) as the only RBs in franchise history with a 1,000-yard rushing season ... Finished with five 100-yard rushing games, tied for the fifth-most in the NFL ... Tied for NFL-lead with three TD runs of 60-plus yards and had two of six longest runs in NFL ... Ranked tied for second in NFL with five TDs of 10-plus yards and three of 50-plus yards ... Ranked third in NFL with 365 offensive touches, the second-most in team history for a season (Taylor, 393, 2003) ... Ranked fifth in the NFL with 312 rushes and joined Taylor (345, 2003) as the only players in franchise history with 300-plus carries in a season ... Picked up 68 rushing first downs, the third-most in team history ... **9/13 at IND:** Registered team-high 123 yards from scrimmage, finishing with 91 yards on 21 carries and added five receptions for 26 yards ... **9/27 at HOU:** Rushed for 119 yards on 23 carries with three TDs including a 61-yard run in the second quarter. Was named FedEx Ground Player of the Week and AFC Offensive Player of the Week ... **10/18 vs. STL:** Established a career-high with 33 carries for 133 yards and finished with three TDs, the second time in a four-game span he had three TDs. The 38 touches were a career-high and tied for the third-most in the NFL in 2009. Surpassed James Stewart for second in franchise history in career rushing yards. Set a season-high with 178 yards from scrimmage ... **11/1 at TEN:** Amassed 177 yards on only eight carries with TD runs of 80 and 79 yards, two of the three longest runs in franchise history. His 22.1 average per rush set a franchise-record and was the best in the NFL the last 50 seasons (min. 8 carries) while the 80-yard run tied a franchise record (Taylor, 12/9/07 vs. Car.). The 177 yards were the fifth-most in team history and the most since 2003. He didn't get his first carry until midway through the second quarter and took it 80 yards for a score and opened the second half with a 79-yard TD run. Became only third player in NFL history with two rushing TDs of 75-plus yards in the same game, joining Barry Sanders (10/12/97) and Frank Gore (9/20/09). Reached 50 career TDs in his 54th game, the fastest in franchise history to accomplish the feat ... **11/15 at NYJ:** Recorded fourth 100-yard rushing game of the season, finishing with 123 yards and one TD on 24 carries ... **11/22 vs. BUF:** Recorded a TD in fifth straight game ... **11/29 at SF:** Returned to Bay Area for first time as a pro and totaled 75 yards on 15 carries and led team with five receptions for 35 yards. Joined Taylor as the only players in franchise history to eclipse 1,000-yard rushing mark ... **12/13 vs. MIA:** Scored his 14th TD of the season and tied Fred Taylor for single-season franchise mark ... **12/17 vs. IND:** Set the franchise single-season record for TDs with his 15th on a three-yard run in the second quarter. Registered 110 yards on 27 carries and five receptions for 30 yards ... **12/27 at NE:** Recorded 141 all-purpose yards (63 rushing, 35 receiving, 43 kickoff returns) ...

2008: Played in all 16 games with three starts ... Led team in rushing with 197 carries for 824 yards and 12 TDs and ranked second with a career-high 62 receptions for 565 yards and two TDs ... Added 13 kickoff returns for 281 yards (21.6) and seven punt returns for 69 yards (9.9) ... Led team in total TDs (14), yards from scrimmage (1,389) and all-purpose yards (1,739) ... Led all NFL RBs in receiving yards and ranked second in receptions ... Had most receptions by a Jaguars RB in team history ... Selected to USA Today All-Joe Team, which goes to players and coaches who have overachieved and are often overlooked ... Finished with nine receptions for 113 yards on **12/23 vs. MIN** and became the first RB in team history to record a 100-yard receiving game ... **9/21 at IND:** Led a rushing attack along with Fred Taylor that produced 236 yards on 48 carries and saw both players rush for over 100 yards. Finished with 19 carries for 107 yards (5.6) and one TD and four receptions for 59 yards with a long of 26. Scored on a six-yard run and finished with 191 all-purpose yards ... **10/5 vs. PIT:** Tied for team-lead with six receptions for 23 yards and rushed five times for seven yards with a one-yard TD run. Surpassed 100 career receptions and 1,000 career receiving yards, the only player in team history to have over 1,000 yards in three categories (rushing, receiving and returns) ... **10/12 at DEN:** Earned FedEx Ground Player of the Week honors after rushing for 125 yards on 22 carries and two TDs. Scored on a 46-yard scamper, the longest of the season for the Jaguars ... **11/9 at DET:** Led team with a career-high three rushing TDs on 11 carries for 70 yards. Became fifth player in team history with three rushing TDs in one game and tied franchise-record for TDs in a first half (3, James Stewart, 10/12/97 vs. PHI) ... **11/23 vs. MIN:** Became first running back in team history to record a 100-yard receiving game, finishing with career-high nine receptions for 113 yards. Added four rushing yards on three carries, four kickoff returns for 107 yards (26.8) and one punt return for nine yards for 233 all-purpose yards. Was one of only four NFL RBs with nine or more receptions in a game and one of seven RBs with 100-plus receiving yards in a game ... **12/14 vs. GB:** Made first start of season and produced two TDs. Had 12 rushes for 48 yards and four receptions for 22 yards. Scored the game-winning TD on a two-yard run with 1:56 remaining in the fourth quarter ...

2007: Played in 15 games and both postseason games ... Tied for team-lead with 10 total TDs (9 rush., 1 ret.) and ranked seventh in the NFL with team-high 2,104 all-purpose yards ... Ranked second on team in rushing with 768 yards on a career-high 167 carries for nine TDs and third in receptions with 40 for 407 yards (10.2 avg.) ... Led team with a career-high 31 kickoff returns for 811 yards (26.2) with one TD, a 100-yard return at New Orleans ... Had three scoring plays of 50-plus yards ... Led Jaguars in the postseason with seven receptions for 92 yards, 140 yards from scrimmage and 297 all-purpose yards ... **9/23 at DEN:** Registered 144 all-purpose yards, rushing

15 times for 37 yards, two passes for 18 yards and three KORs for 89 yards (29.7 avg.) with a long of 42 yards ... **10/14 vs. HOU:** Recorded 260 all-purpose yards, the second-most of his career and third-most in team history. Rushed 12 times for 125 yards and scored on seven-yard and 57-yard runs in the fourth quarter. Had four receptions for team-leading 59 yards and returned four kickoffs for 76 yards ... **10/22 vs. IND:** Led team with 13 carries for 52 yards with one TD and had three receptions for 17 yards. Returned four kickoffs for 133 yards (33.3 avg.). Marked fourth consecutive game with 140-plus all-purpose yards ... **11/4 at NO:** Returned kickoff 100 yards for a TD, the longest return in team history. Became only player in team history to record two career kickoff returns for TDs ... **11/11 at TEN:** Posted second 100-yard rushing game of the season with 19 carries for 101 yards with an eight-yard TD run. Returned two kickoffs and two punts and finished with 186 all-purpose yards ... **12/30 at HOU:** Was inactive as healthy deactivation in season finale ... **1/5 at PIT:** Registered 168 all-purpose yards in first career postseason game and became only the third player in team history to record two TDs in a playoff game. Finished with eight carries for 29 yards with 10-yard TD and caught a 43-yard TD pass from David Garrard in the second quarter. Returned first quarter kickoff a franchise postseason record 96 yards to the Steelers' one-yard line which led to a Jaguars TD. The 96-yard return was the seventh-longest in NFL postseason history and longest since 2001 ... **1/12 at NE:** Rushed six times for 19 yards and had team-high six receptions for 49 yards in AFC Divisional Playoff game. Returned five kickoffs for 61 yards ...

2006: Played in all 16 games as a rookie with one start ... Finished with team-record 2,250 all-purpose yards and led team with 16 total TDs ... Ranked second on the team in rushing with 166 carries for 941 yards with a team-high 13 rushing TDs and also ranked second with 46 receptions (team rookie record) for 436 yards and two TDs ... Finished with 31 kickoff returns for 860 yards (27.7 avg.) and one TD ... Ranked third in the NFL with a 27.7 kickoff return average, the highest single-season mark in team history ... Registered three 100-yard rushing games and joined Fred Taylor (1998, six) as the only rookies in team history to rush for 100-plus yards ... Scored a TD in eight consecutive games, tying Taylor (8, 1998) for most in team history, and registered at least one score in 12 of the last 14 games ... Ranked second in team history with 16 TDs (Taylor, 17, 1998) in a season and was also second to Taylor (14) for most rushing TDs as a rookie with 13 ... Tied for NFL-lead with six TDs of 10-plus yards and tied for third with three TDs of 20-plus yards ... Ranked third in the NFL in all-purpose yards, trailing only Steven Jackson of St. Louis (2,334) and NFL MVP LaDainian Tomlinson of San Diego (2,323) ... Ranked 8th in the AFC and 15th in the NFL with 1,377 yards from scrimmage ... Along with Taylor (231-1,146, 5 TDs), formed the NFL's second-best rushing duo and best in team history with 2,087 rushing yards ... **9/24 at IND:** Recorded first career 100-yard rushing game with 103 yards on 13 carries. Returned four kickoffs for 109 yards and finished with 244 all-purpose yards ... **10/1 at WAS:** Scored on a 51-yard TD pass from Bryon Leftwich, the longest completion of the season for the Jaguars ... **12/10 vs. IND:** Set a team-record for all-purpose yards in a game with 303, finishing with 15 rushes for a career-high 161 yards and two TDs, one reception for 15 yards, two kickoffs for 109 yards and one TD and one punt return for 13 yards. The 303 all-purpose yards ranked fourth in NFL history by a rookie and were the most since Tim Brown had 306 on 11/28/98 for Oakland. Had a 93-yard kickoff return, the third-longest in team history. Named AFC Special Teams Player of the Week and was presented the NFL Player of the Day Golden Peacock Award by NBC following the game ... **12/24 vs. NE:** Made first career start and led team with 19 carries for 131 yards and two TDs along with six receptions for 41 yards. Scored on a 74-yard run, then the second-longest TD run in team history ... **12/31 at KC:** Led team with 12 rushes for 46 yards and one TD in season-finale, surpassing former Baltimore Colt Curtis Dickey (1980) for the NFL rookie record with a rushing TD in his eighth consecutive game.

COLLEGE: Started 22 of 36 games in three seasons and finished with 2,503 rushing yards on 481 carries along with 26 TDs ... Recorded 64 career receptions for 819 yards and seven TDs ... Left school following junior season and was only the fifth player in school history to lead the team in rushing in all three seasons ... Also served as a punt and kickoff returner where he set the school record with 4,688 all-purpose yards ... As a junior, was consensus All-America selection as all-purpose back and All-Pac 10 first-team selection as punt returner ... Started all 12 games and led the team in rushing with 914 yards and 13 TDs on 186 carries ... Set NCAA single-season record with a 28.5 average on 15 punt returns and compiled a school single-season record 427 yards and three TDs on punt returns ... Named second-team All-Pac 10 with 91.5 rushing yards per game ... Scored 12 TDs (eight rushing, three receiving and one on a punt return) ... Rushed for 1,007 yards on 160 attempts with eight TDs as a sophomore ... Saw action in all 13 games as a true freshman ... Named first-team All-Pac 10 as a kick returner by The Sporting News ... Led team in rushing with 582 yards on 125 attempts with five TDs, becoming the first true freshman to lead the Bruins in rushing since DeShaun Foster in 1998 ... Majored in history.

PERSONAL: Married (Ashley), with two sons, Maurice III and Madden, and daughter, Alayah ... Lives in Jacksonville, Fla. ... Attended De La Salle (Concord, Calif.) High ... Lettered three times in football ... Parade, Prep Star and Super Prep All-America selection who was also a member of the Super Prep Elite 50 team, in addition to earning that publication's FarWest Offensive Player of the Year honors ... Earned Tacoma News Tribune Western

100, first-team All-State and State Running Back of the Year ... Member of team that extended the school's winning streak to 138 games ... Gained 1,457 yards rushing, averaging 11.9 yards per attempt, and had 26 total TDs in 12 games as a senior ... Four-year member of the track team as a sprinter ... Has worn a Superman t-shirt underneath his jersey since he was 10-years old playing Pop Warner football in Pinole, Calif. ... Established the Maurice Jones-Drew Foundation in 2009 to help youth-focused organizations ... Purchased more than 100 sets of Reebok shoes, gloves and compression shirts for members of the Andrew Jackson High School varsity football team in 2009 ... Partnered with Winn-Dixie and Dairy Farmers Inc. for a special back-to-school event for more than 200 area children the last four years where each child received a backpack full of school supplies. Children from the Police Athletic League, Sulzbacher Center, Jacksonville Children's Commission and the St. Augustine Homeless Coalition were the recipients of the backpacks ... The foundation hosted a special holiday event for 70 local children in December 2009 from the Sulzbacher Center's aftercare program at Toys "R" Us. The foundation purchased \$100 gift cards for each child ... Represented the Jaguars in the United Way's PLAY 60 campaign and NFL-LIVE UNITED initiative in 2009 ... Joined NFL commissioner Roger Goodell in January of 2010 in New York City to announce a special campaign, Fuel Up to Play 60, between the NFL, the U.S. Department of Agriculture (USDA) and the National Dairy Council to fight and defeat childhood obesity ... Selected to speak at Newsweek Magazine's Executive Forum: Childhood Obesity, "Challenges and Ways to Promote Health and Wellness in America's Communities" at the National Press Club in Washington, D.C. in March of 2010 ... Teamed up with Activision Publishing and Pro vs. GI Joe in an online video game showdown in December of 2009 with military troops stationed across the world from the Touchdown Club at EverBank Field ... Featured in commercials and billboards for Winn-Dixie Stores, Inc. ... Served as celebrity waiter at Morton's Steakhouse for annual charity event that raises money for Wolfson and Shands Hospitals ... Took home the Madden Bowl 2010 title at the annual event during Super Bowl week ... Featured guest at sixth annual Guardian Catholic Schools 2010 Golf Classic. The event raised money for scholarships and operational funding for students who attend St. Pius and Holy Rosary Catholic Schools ... Hosted a football camp for youth the last six years in Jacksonville and hosted second-annual youth camp in Antioch, Calif. in spring of 2008 ... Represented Jaguars for the NFL/JCPenney Take a Player to School Program, visiting second-grade class at Hyde Park Elementary ... Participated in the 2008 Shop with a Jock event at Wal-Mart with more than 50 children from Bridge of Northeast Florida and MaliVai Washington Kids Foundation ... Served as spokesperson for the Jacksonville Commitment, a program that provides college scholarships to local colleges and universities ... Took part in a photo shoot with his dog, Philip, to raise money for the Humane Society ... Taped PSA for Florida/Georgia Blood Alliance to promote annual blood drive ... Represented Jaguars during Super Bowl XLI in South Florida for annual Taste of the NFL hunger-relief fundraiser ... Supports and attends team sponsored events like Operation Blessing, Food Drive Kick-off, Jaguars annual golf tournament, Jaguars Taste of the NFL dinner and the Jacksonville Jaguars Foundation Playbooks reading initiative where he was featured on the cover in 2007 ... Attended the 2009 NFL Broadcast Boot Camp at NFL Films ... Hosted a fantasy football show on "Sirius XM Fantasy Sports Radio" each week during the last three seasons ... Twitter handle is @Jones_Drew32 ... Full name: Maurice Christopher Jones-Drew.

MAURICE JONES-DREW REGULAR SEASON STATISTICS

RUSHING		GP/GS	NO	YDS	AVG	LG	TD
2006	Jacksonville	16/1	166	941	5.7	*74t	*13
2007	Jacksonville	15/0	167	768	4.6	57t	*9
2008	Jacksonville	16/3	*197	*824	4.2	46t	*12
2009	Jacksonville	16/16	*312	*1,391	4.5	*80t	@15
2010	Jacksonville	14/14	*299	*1,324	4.4	37	#5
2011	Jacksonville	16/16	*343	*1,606	4.7	*56	*8
2012	Jacksonville	6/5	86	*414	4.8	59t	1
2013	Jacksonville	15/15	234	803	3.4	48	5
NFL totals: 8 years		114/70	1,804	8,071	4.5	80t	68

RECEIVING		GP/GS	NO	YDS	AVG	LG	TD
2006	Jacksonville	16/1	46	436	9.5	*51t	2
2007	Jacksonville	15/0	40	407	10.2	43	0
2008	Jacksonville	16/3	62	565	9.1	26	2
2009	Jacksonville	16/16	53	374	7.1	19	1
2010	Jacksonville	14/14	34	317	9.3	*75	2
2011	Jacksonville	16/16	43	374	8.7	48	3
2012	Jacksonville	5/4	14	86	6.1	13	1
2013	Jacksonville	15/15	43	314	7.3	17	0
NFL totals: 8 years		114/70	335	2,873	8.6	75	11

RETURNS	PUNT RETURNS						KICKOFF RETURNS					
	NO	FC	YDS	AVG	LG	TD	NO	YDS	AVG	LG	TD	
2006	Jacksonville	1	0	13	13.0	13	0	*31	*860	@27.7	*93t	1
2007	Jacksonville	3	0	28	9.3	17	0	*31	*811	*26.2	@100t	1
2008	Jacksonville	7	1	69	9.9	15	0	13	281	21.6	33	0
2009	Jacksonville	2	0	19	9.5	12	0	4	102	*25.5	30	0
2010	Jacksonville	0	0	0	0.0	0	0	0	0	0.0	0	0
2011	Jacksonville	0	0	0	0.0	0	0	0	0	0.0	0	0
2012	Jacksonville	2	0	4	2.0	4	0	0	0	0.0	0	0
NFL totals: 8 years		15	1	133	8.9	17	0	@79	@2,054	@26.0	@100t	@2

* Team Leader

@ Team Record

ADDITIONAL STATISTICS: One pass attempt intercepted 11/21/10 vs. Cleveland, one TD pass 12/1/13 at Cleveland

POSTSEASON STATISTICS

RUSHING		GP/GS	NO	YDS	AVG	LG	TD
2007	Jacksonville	2/0	14	48	3.4	10t	1

RECEIVING		GP/GS	NO	YDS	AVG	LG	TD
2007	Jacksonville	2/0	7	92	13.1	43t	1

RETURNS	PUNT RETURNS						KICKOFF RETURNS					
	NO	FC	YDS	AVG	LG	TD	NO	YDS	AVG	LG	TD	
2007	Jacksonville	0	0	0	0.0	0	0	6	157	26.2	@96	0

* Team Leader

@ Team Record

JONES-DREW'S SINGLE-GAME CAREER HIGHS

RUSHING ATTEMPTS:	33 (10/18/09 vs. St. Louis)
RUSHING YARDS:	186 (12/15/10 at Tennessee)
LONGEST RUSH:	80t (11/1/09 at Tennessee)
RUSHING TOUCHDOWNS:	3 (3 times, last 10/18/09 vs. St. Louis)
LONGEST RUSHING TOUCHDOWN:	80t (11/1/09 at Tennessee)
RECEPTIONS:	9 (11/23/08 vs. Minnesota)
RECEIVING YARDS:	113 (11/23/08 vs. Minnesota)
LONGEST RECEPTION:	75 (11/21/10 vs. Cleveland)
RECEIVING TOUCHDOWNS:	2 (12/11/11 vs. Tampa Bay)
ALL-PURPOSE YARDS:	303 (12/10/06 vs. Indianapolis)
COMBINED YARDS:	220 (11/21/10 vs. Cleveland)

MJD'S 100-YARD RUSHING GAMES

DATE	OPPONENT	NO	YDS	AVG	LG	TD
09/24/06	at Indianapolis	13	103	7.9	26	0
12/10/06	vs. Indianapolis	15	166	11.1	48t	2
12/24/06	vs. New England	19	131	6.9	74t	2
10/14/07	vs. Houston	12	125	10.4	57t	2
11/11/07	at Tennessee	19	101	5.3	30	1
09/21/08	at Indianapolis	19	107	5.6	18	1
10/12/08	at Denver	22	125	5.7	46t	2
09/27/09	at Houston	23	119	5.2	61t	3
10/18/09	vs. St. Louis	33	133	4.0	26	3
11/01/09	at Tennessee	8	177	22.1	80t	2
11/15/09	at New York Jets	24	123	5.1	33t	1
12/17/09	vs. Indianapolis	27	110	4.1	14	1
10/03/10	vs. Indianapolis	26	105	4.0	14	1
10/31/10	at Dallas	27	135	5.0	24	0
11/14/10	vs. Houston	24	100	4.2	15	2
11/21/10	vs. Cleveland	23	133	5.8	22	1
11/28/10	at New York Giants	21	113	5.4	23	0
12/05/10	at Tennessee	31	186	6.0	37	0
12/12/10	vs. Oakland	23	101	4.4	30t	1
09/25/11	at Carolina	24	122	5.1	39	0
10/24/11	vs. Baltimore	30	105	3.5	12	0
11/13/11	at Indianapolis	25	114	4.6	15	1
12/15/11	at Atlanta	17	112	6.6	43	0
12/24/11	at Tennessee	24	103	4.3	21	1
01/01/12	vs. Indianapolis	25	169	6.8	56	0
09/23/12	at Indianapolis	28	177	6.3	59t	1
12/05/13	vs. Houston	14	103	7.4	48	0

JONES-DREW VS. OPPONENTS

OPPONENT	GAMES	RUSHING			100-YARD			RECEIVING				
		ATT	YDS	AVG	LG	TD	GAMES	NO	YDS	AVG	LG	TD
Arizona	2	27	89	3.3	36	1	0	8	29	3.6	7	0
Atlanta	2	28	143	5.1	43	0	1	2	11	6.5	10	0
Baltimore	2	53	183	3.5	23	0	1	3	9	3.0	10	0
Buffalo	5	69	255	3.7	24	4	0	16	115	7.2	28	0
Carolina	2	35	146	4.2	39	0	1	5	66	13.2	24	0
Chicago	2	24	111	4.6	27	0	0	8	50	6.3	19	1
Cincinnati	3	42	156	3.7	25	2	0	7	71	10.1	16	0
Cleveland	5	95	408	4.3	30	2	1	13	147	11.3	75	0
Dallas	2	29	143	4.9	24	0	1	2	13	6.5	10	0
Denver	4	80	331	4.1	46t	3	1	9	59	6.5	12	0
Detroit	1	11	70	6.4	16	3	0	2	21	10.5	15	0
Green Bay	1	12	48	4.0	15	1	0	4	22	5.5	14	1
Houston	13	189	931	4.9	61t	11	4	43	434	10.1	31	1
Indianapolis	15	284	1,451	5.1	59t	10	8	46	391	8.5	26	3
Kansas City	5	81	317	3.9	21	3	0	15	157	10.5	29	1
Miami	2	23	105	4.6	32	2	0	2	24	12.0	17	0
Minnesota	2	22	81	3.7	11	0	0	12	131	10.9	24	0
New England	2	37	194	5.2	74t	2	1	9	76	8.4	17	0
New Orleans	2	16	112	7.0	41	0	0	3	34	11.3	22	0
New York Giants	2	30	158	5.3	23	1	1	6	25	4.2	9	0
New York Jets	3	55	270	4.9	33t	3	1	5	41	8.2	19	0
Oakland	4	45	178	2.5	30t	2	1	10	116	11.6	43	0
Philadelphia	2	43	165	3.8	17	0	0	5	21	4.2	10	0
Pittsburgh	4	41	176	4.3	20	1	0	15	67	4.5	10	0
San Diego	4	53	198	3.7	17	1	0	10	131	13.1	48	0
San Francisco	2	34	150	4.4	30	0	0	11	82	7.5	17	0
Seattle	2	31	77	2.5	18	1	0	7	42	6.0	11	0
St. Louis	2	50	203	4.0	26	3	1	7	61	9.0	16	0
Tampa Bay	2	37	133	3.6	21	2	0	8	65	8.1	17	2
Tennessee	14	225	1,086	4.8	80t	10	4	39	308	7.9	37	0
Washington	1	3	3	1.0	2	0	0	3	53	17.7	51t	1
TOTALS	114	1,804	8,071	4.5	80t	68	27	335	2,873	8.6	75	11



MAURICE JONES-DREW



JONES-DREW'S GAME-BY-GAME STATISTICS

2006 DATE OPPONENT	RUSHING					RECEIVING				
	ATT	YDS	AVG	LG	TD	NO	YDS	AVG	LG	TD
9/10 vs. DALLAS	2	8	4.0	4	0	0	0	0.0	0	0
9/18 vs. PITTSBURGH	2	4	2.0	7	0	2	6	3.0	5	0
9/24 at Indianapolis	13	103	7.9	26	0	4	32	8.0	12	1
10/1 at Washington	3	3	1.0	2	0	3	53	17.7	51t	1
10/8 vs. NEW YORK JETS	13	59	4.5	9	2	0	0	0.0	0	0
10/22at Houston	8	10	1.3	3	1	7	58	8.3	19	0
10/29at Philadelphia	21	77	3.7	13	0	3	20	6.7	10	0
11/5 vs. TENNESSEE	8	56	7.0	40	0	2	29	14.5	29	0
11/12vs. HOUSTON	3	11	3.7	6	1	4	56	14.0	21	0
11/20vs. N.Y. GIANTS	9	45	5.0	12	1	2	16	8.0	9	0
11/26at Buffalo	8	78	9.8	24	1	5	47	9.4	28	0
12/3 at Miami	5	46	9.2	32t	1	0	0	0.0	0	0
12/10vs. INDIANAPOLIS	15	166	11.1	48t	2	1	15	15.0	15	0
12/17 at Tennessee	25	98	3.9	17	1	3	47	15.7	37	0
12/24vs. NEW ENGLAND*	19	131	6.9	74t	2	6	41	6.8	11	0
12/31at Kansas City	12	46	3.8	12	1	4	16	4.0	8	0
Totals	166	941	5.7	74t	13	46	436	9.5	51t	2

2007 DATE OPPONENT	RUSHING					RECEIVING				
	ATT	YDS	AVG	LG	TD	NO	YDS	AVG	LG	TD
9/9 vs. TENNESSEE	7	32	4.6	23	0	3	28	9.3	20	0
9/16 vs. ATLANTA	11	31	2.8	9	0	1	10	10.0	10	0
9/23 at Denver	15	37	2.5	10	0	2	18	9.0	10	0
10/7 at Kansas City	9	82	9.1	52t	1	3	30	10.0	12	0
10/14vs. HOUSTON	12	125	10.4	57t	2	4	59	14.8	25	0
10/22vs. INDIANAPOLIS	13	52	4.0	12	1	3	17	5.7	7	0
10/28at Tampa Bay	10	48	4.8	21	0	2	14	7.0	15	0
11/4 at New Orleans	5	28	5.6	12	0	2	31	15.5	22	0
11/11at Indianapolis	19	101	5.3	30	1	3	28	9.3	10	0
11/18vs. SAN DIEGO	12	33	2.8	15	1	1	4	4.0	4	0
11/25vs. BUFFALO	10	10	1.0	17t	1	2	16	8.0	10	0
12/2 at Indianapolis	11	52	4.7	22	1	1	5	5.0	5	0
12/9 vs. CAROLINA	11	24	2.2	6	0	2	21	10.5	13	0
12/16at Pittsburgh	12	69	5.8	20	0	5	30	6.0	8	0
12/23vs. OAKLAND	10	44	4.4	14t	1	6	96	16.0	43	0
12/30at Houston	Did not play									
Totals	167	768	4.6	57t	^9	40	407	10.2	43	0
1/5 at Pittsburgh	8	29	3.6	10t	1	1	43	43.0	43t	1
1/12 at New England	6	19	3.2	10	0	6	49	8.2	18	0

2008 DATE OPPONENT	RUSHING					RECEIVING				
	ATT	YDS	AVG	LG	TD	NO	YDS	AVG	LG	TD
9/7 at Tennessee	5	13	2.6	11	0	4	37	9.3	15	0
9/14 vs. BUFFALO	7	17	2.4	9	1	3	25	8.3	15	0
9/21 at Indianapolis	19	107	5.6	18	1	4	59	14.8	26	0
9/28 vs. HOUSTON	7	32	4.6	19	0	2	17	8.5	12	0
10/5 vs. PITTSBURGH	5	7	1.4	3	1	6	23	3.8	10	0
10/12at Denver	22	125	5.7	46t	2	2	23	11.5	12	0
10/26vs. CLEVELAND	12	29	2.4	5	0	3	19	6.3	7	0
11/2 at Cincinnati	10	33	3.3	8	1	2	29	14.5	16	0
11/9 at Detroit	11	70	6.4	16	3	2	21	10.5	15	0
11/16vs. TENNESSEE	17	66	3.9	15	2	3	27	9.0	11	0
11/23vs. MINNESOTA	3	4	1.3	3	0	9	113	12.6	24	0
12/1 at Houston	12	49	4.1	14	0	3	22	7.3	16	0
12/7 at Chicago	12	55	4.6	14	0	7	47	6.7	19	1
12/14vs. GREEN BAY*	12	48	4.0	15	1	4	22	5.5	14t	1
12/18vs. INDIANAPOLIS*	20	91	4.6	15	0	7	71	10.1	17	0
12/28at Baltimore*	23	78	3.4	23	0	1	10	10.0	10	0
Totals	^197	^824	4.2	46t	^12	62	565	9.1	26	2

2009 DATE OPPONENT	RUSHING					RECEIVING				
	ATT	YDS	AVG	LG	TD	NO	YDS	AVG	LG	TD
9/13 at Indianapolis*	21	97	4.6	26	1	5	26	5.2	13	0
9/20 vs. ARIZONA*	13	66	5.1	36	0	4	17	4.3	6	0
9/27 at Houston*	23	119	5.2	61t	3	4	28	7.0	8	0
10/4 vs. TENNESSEE*	6	14	2.3	9t	1	3	26	8.7	15	0
10/11at Seattle*	12	34	2.8	18	0	5	23	4.6	10	0
10/18vs. ST. LOUIS*	33	133	4.0	26	3	5	45	9.0	16	0
11/1 at Tennessee*	8	177	22.1	80t	2	1	-4	-4.0	-4	0
11/8 vs. KANSAS CITY*	29	97	3.3	10t	1	3	37	12.3	15	0
11/15at. New York Jets*	24	123	5.1	33t	1	2	22	11.0	19	0
11/22vs. BUFFALO*	25	66	2.6	10	1	4	18	4.5	13	0
11/29at San Francisco*	15	75	5.0	12	0	5	35	7.0	17	0
12/6 vs. HOUSTON*	24	76	3.2	15	0	1	6	6.0	6	0
12/13vs. MIAMI*	18	59	3.3	13	1	2	24	12.0	17	0
12/17vs. INDIANAPOLIS*	27	110	4.1	14	1	5	30	6.0	11	1
12/27at New England*	18	63	3.5	14	0	3	35	11.7	17	0
1/3 at Cleveland*	16	82	5.1	30	0	1	6	6.0	6	0
Totals	^312	^1,391	4.5	80t	^15	53	374	7.1	19	1

2010 DATE OPPONENT	RUSHING					RECEIVING				
	ATT	YDS	AVG	LG	TD	NO	YDS	AVG	LG	TD
9/12 vs. DENVER*	23	98	4.3	18	0	3	15	5.0	8	0
9/19 at San Diego*	12	31	2.6	7	0	1	17	17.0	17	0
9/26 vs. PHILADELPHIA*	22	88	4.0	17	0	2	1	0.5	3	0
10/3 vs. INDIANAPOLIS*	26	105	4.0	14	1	2	16	8.0	8t	1
10/10at Buffalo*	19	84	4.4	23	0	2	9	4.5	6	0
10/18vs. TENNESSEE*	17	57	3.4	11	0	2	8	4.0	4	0
10/24at Kansas City*	16	47	2.9	21	0	5	74	14.8	29	1
10/31at Dallas*	27	135	5.0	24	0	2	13	6.5	10	0
11/14vs. HOUSTON*	24	100	4.2	15	2	2	23	11.5	14	0
11/21vs. CLEVELAND*	23	133	5.8	22	1	3	87	29.0	75	0
11/28at New York Giants*	21	113	5.4	23	0	4	9	2.3	6	0
12/5 at Tennessee*	31	186	6.0	37	0	1	4	4.0	4	0
12/12vs. OAKLAND*	23	101	4.4	30t	1	3	19	6.3	9	0
12/19at Indianapolis*	15	46	3.1	12	0	2	22	11.0	14	0
12/26vs. WASHINGTON	Inactive (knee)									
1/2 at Houston	Inactive (knee)									
Totals	^299	^1,324	4.4	37	#5	34	317	9.3	^75	2

2011 DATE OPPONENT	RUSHING					RECEIVING				
	ATT	YDS	AVG	LG	TD	NO	YDS	AVG	LG	TD
9/11 vs. TENNESSEE*	24	97	4.0	21t	1	0	0	0.0	0	0
9/18 at N.Y. Jets*	18	88	4.9	16	0	3	19	6.3	11	0
9/25 at Carolina*	24	122	5.1	39	0	3	45	15.0	24	0
10/2 vs. NEW ORLEANS*	11	84	7.6	41	0	1	3	3.0	3	0
10/9 vs. CINCINNATI*	19	85	4.5	25	1	0	0	0.0	0	0
10/16at Pittsburgh*	22	96	4.4	19	0	2	8	4.0	11	0
10/24vs. BALTIMORE*	30	105	3.5	12	0	2	-2	-0.5	1	0
10/30at Houston*	18	63	3.5	10	1	1	11	11.0	11	0
11/13at Indianapolis*	25	114	4.6	15	1	3	23	7.7	12	0
11/20at Cleveland*	21	87	4.1	14	1	4	31	7.8	10	0
11/27vs. HOUSTON*	18	99	5.5	29	0	4	67	16.8	31	0
12/5 vs. SAN DIEGO*	20	97	4.9	17	0	6	91	15.2	48	1
12/11vs. TAMPA BAY*	27	85	3.1	14	2	6	51	8.5	17	2
12/15at Atlanta*	17	112	6.6	43	0	1	1	1.0	1	0
12/24at Tennessee*	24	103	4.3	24	1	6	21	3.5	14	0
1/1 vs. INDIANAPOLIS*	25	169	6.8	56	0	1	4	4.0	4	0
Totals	^343	^1,606	4.7	^56	^8	43	374	8.7	48	#3

2012 DATE	OPP	RUSHING					RECEIVING				
		ATT	YDS	AVG	LG	TD	NO	YDS	AVG	LG	TD
9/9 at MIN		19	77	4.1	11	0	3	18	6.0	8	0
9/16 at HOU		12	60	5.0	17	0	3	7	2.3	5t	1
9/23 at IND		28	177	6.3	59t	1	2	16	8.0	11	0
9/30 at CIN		13	38	2.9	9	0	5	42	8.4	13	0
10/7 at CHI		12	56	4.7	27	0	1	3	3.0	3	0
10/21 at OAK		2	6	3.0	3	0	0	0	0.0	0	0
10/28 at GB		Inactive (foot)									
11/4 at DET		Inactive (foot)									
11/8 at IND		Inactive (foot)									
11/18 at HOU		Inactive (foot)									
11/25 at TEN		Inactive (foot)									
12/2 at BUF		Inactive (foot)									
12/9 at NYJ		Inactive (foot)									
12/16 at MIA		Inactive (foot)									
12/23 at NE		Inactive (foot)									
12/30 at TEN		Injured reserve (foot)									
Totals:		86	414	4.8	59t	1	14	86	6.1	13	1

* Started ^ Team Leader # Shared Team Lead

2013 GAME-BY-GAME STATISTICS

DATE	GAME	RUSHING					RECEIVING				
		NO	YDS	AVG	LG	TD	NO	YDS	AVG	LG	TD
09/08	vs. Kansas City	15	45	3.0	10	0	0	0	0.0	0	0
09/15	at Oakland	10	27	2.7	8	0	1	1	1.0	1	0
09/22	at Seattle	19	43	2.3	8	1	2	19	9.5	11	0
09/29	vs. Indianapolis	13	23	1.8	6	0	1	5	5.0	5	0
10/06	at St. Louis	17	70	4.1	20	0	2	16	8.0	10	0
10/13	at Denver	20	71								

89

MARCEDES LEWIS

TIGHT END

6-6 272 LBS.


UCLA

BORN MAY 19, 1984

LONG BEACH, CALIFORNIA

ACQ. 1ST ROUND OF 2006 DRAFT (28TH)

EXP: 8TH YEAR



GAMES PLAYED/STARTED: 2006 (15/3), 2007 (16/16, 2/2), 2008 (16/15), 2009 (15/15), 2010 (16/16), 2011 (15/15), 2012 (16/15), 2013 (11/11)
NFL TOTALS: 120 games, 106 starts
POSTSEASON TOTALS: 2 games, 2 starts
TRANSACTIONS: Originally drafted in the first round (28th overall) of the 2006 draft.

PRO: Eighth-year pro has started 106 of 120 games ... Became Jaguars first Pro Bowl tight end after he earned honors in 2010 ... Former first-round pick ranks third in franchise history in career receiving yards (3,583), fourth in receptions (297), third in receiving TDs (25), third in yards per reception (12.1) and receptions of 25-plus yards (31) ... His 25 career TDs rank sixth in team history ... Owns team record for receptions, career TDs, receiving yards and receptions of 25-plus yards by a TE ... Tied franchise record for single-season TD receptions (10) in 2010 ... Has three career multi-TD games ... Led all NFL TEs in average per catch in 2009 and again in 2010 ... Highest drafted TE in Jaguars history ... Winner of 2005 Mackey Award, given to nation's top collegiate TE ... Second TE taken in 2006 draft behind Maryland's Vernon Davis (6th overall) ... Was teammate of Jaguars RB Maurice Jones-Drew at UCLA ... Former basketball player who was heavily recruited to college ...

2013: Played in 11 games with 11 starts and produced 25 catches for 359 yards and four TDs ... Missed five of the first six games with a calf injury suffered in the preseason ... Had a TD reception in four straight games which tied a franchise record ... Was inactive for first three games and made season debut on **9/29 vs. IND** but strained his calf on the third play from scrimmage and did not return ... Was inactive (calf) on **10/6 at STL** and **10/13 at DEN** ... Returned to the lineup on **10/20 vs. SD** and had a 31-yard reception ... **11/17 vs. ARI:** Started his 100th career game at TE. Totaled 23 yards on three catches ... **12/1 at CLE:** Finished with three catches for 26 yards including an 8-yard TD reception from Maurice Jones-Drew in the second quarter ... **12/5 vs. HOU:** Scored on a one-yard pass from Chad Henne on the opening drive of the game. Added a season-long 41-yard reception in the first quarter ... **12/15 vs. BUF:** Led team with 54 yards on four catches with one TD. Hooked up with Chad Henne for a 13-yard TD in the fourth quarter, his third straight game with a TD reception. Moved into fourth place in franchise history with 290 career receptions, surpassing Fred Taylor (286) ... **12/22 vs. TEN:** Tied a franchise-record with a receiving TD in four straight games, hooking up with Chad Henne for a four-yard score in the first quarter. Finished with four catches for 50 yards with a long of 30 yards ... **12/29 at IND:** Finished season with 70 yards on three catches including a 36-yard reception in the fourth quarter. Snapped a streak of a TD reception in four straight games ...

2012: Played in all 16 games for the fourth time in his career ... Ranked third on the club with 52 receptions for 540 yards and four TDs, the second-highest receiving totals of his career ... **9/9 at MIN:** Opened season with five receptions for 52 yards and a TD. Scored on a one-yard pass from Blaine Gabbert in the second quarter, his first TD catch since the final game of the 2010 season (**1/2/11 at HOU**) ... **9/30 vs. CIN:** Had three catches for 32 yards and scored on a two-yard pass from Gabbert in the second quarter ... **10/28 at GB:** Played in his 100th career game and recorded two receptions for 21 yards ... **11/18 at HOU:** Had a 13-yard TD pass from Chad Henne in the first quarter and a one-yard TD grab in the third quarter. Finished with 40 yards on three receptions. Marked his third career game with multiple TD receptions ... Had a season-high 68 yards on four receptions on **12/2 at BUF** ... Concluded season with a career-high 103 yards on seven receptions on **12/30 at TEN**. Joined Kyle Brady and Pete Mitchell as only TEs in franchise history to eclipse 100 receiving yards and it marked the fourth time overall ...

2011: Started 15 games at TE ... Team captain ... Led team with 460 receiving yards on 39 receptions (11.8 avg.) ... One of five tight ends (Jason Witten, Dallas; Owen Daniels, Houston; Jimmy Graham, New Orleans; Dustin Keller, New York Jets) to lead team in receiving yards ... Ranked second on club with 85 passes thrown his way ... **9/11 vs. TEN:** Had two receptions for 28 yards in season-opener and left game early with a calf injury ... Was inactive on **9/18 at NYJ** ... **10/30 at HOU:** Posted four receptions for 45 yards. Surpassed Fred Taylor (2,361) for fourth place in team history for career receiving yards ... **11/20 at CLE:** Established career-high with seven receptions for 64 yards. Became sixth player in team history with 200 career receptions and only second TE to accomplish the feat (Kyle Brady, 241) ... **12/11 vs. TB:** Registered a career-high 77 receiving yards on two receptions. Had a career-long 62-yard reception in the second quarter from Blaine Gabbert ...

2010: Earned first Pro Bowl honors after career-best 58 receptions for 700 yards and 10 TDs ... The 10 TDs tied a single-season franchise record ... Was voted backup for Pro Bowl but became starter after Antonio Gates withdrew ... Receptions and yards were second-best ever by a Jaguars TE ... Finished second on team and ninth among NFL TEs in receptions, and his 12.1-yard average and 10 TDs were tops among TEs ... Started all 16 games for second time in career and was only Jaguar to make multiple receptions in every game ... Ranked second on club with 88 passes thrown his way and 37 receptions resulting in first downs ... Named to Peter King's CNN.com NFL All-Pro Team ... Blocked for a rushing attack that ranked third in the NFL (149.7) ... **9/12 vs. DEN:** Scored on both catches, from 21 and 10 yards to lead win ... Had season-high 70 receiving yards **9/19 at SD** ... Caught 15-yard TD pass on **10/3 vs. IND** and followed with 2 TDs on **10/10 at BUF**, breaking team single-season record for TEs with fifth TD ... **10/31 at DAL:** Turned in third multiple-TD game of season including season-long 42-yarder. Nine-yard TD catch was 14th of career, breaking team TE record held by Kyle Brady (13) ... **11/21 vs. CLE:** Made five receptions for 66 yards and eighth TD of season ... Scored on **12/12 vs. OAK** and tied career-high with 6 receptions for 63 yards **12/19 at IND** ... Scored 10th TD in finale **1/2 at HOU** to tie team single season record for TD receptions held by Reggie Williams ...

2009: Started 15 games at TE and produced then career-high 518 yards on 32 receptions for two touchdowns ... Led team with 16.2 average per reception, the highest average per reception among NFL tight ends ... Sustained a head injury in week 16 and was inactive for the season-finale ... **9/20 vs. ARI:** Posted three receptions for 62 yards with a 25-yard TD reception ... **10/4 vs. TEN:** Had four receptions for then career-high 76 yards and became only third TE (Pete Mitchell, Kyle Brady) to surpass 100 career receptions. Recorded a 33-yard TD pass from David Garrard ... **11/15 at NYJ:** Registered 58 yards on two receptions including a 33-yard reception on the game-winning drive in the fourth quarter ... **12/6 vs. HOU:** Hooked up with Garrard for a career-long 47-yard reception in the first quarter ... **12/27 at NE:** Sustained head injury in the first quarter and did not return ...

2008: Played in all 16 games for the second consecutive season and made 15 starts ... Finished with 41 receptions for 489 yards and two TDs ... Became first Jaguars TE since Kyle Brady (43, 2002) to have 40-plus receptions in a season and had the most receiving yards by a tight end since 2000 (Brady, 729) ... Had four-plus receptions in five games and finished with a reception of 19-plus yards in eight of the last 12 games ... Selected to USA Today All-Joe Team, which goes to players and coaches who have over-achieved and are often overlooked ... **10/5 vs. PIT:** Scored first TD of the season on a 24-yard pass from David Garrard ... **10/12 at DEN:** Registered second straight game with a TD with 30-yard reception for the game-winning score ... Made season-high six receptions for 55 yards on **12/18 vs. IND** ...

2007: Started a career-high 16 games and both playoff games ... Finished with 37 receptions for 391 yards and two TDs ... Only player to start all 16 games ... Helped pave the way for the Jaguars to rank second in the NFL with 2,391 rushing yards (149.4 avg.), the second-most in team history ... **9/23 at DEN:** Led team with three receptions for 44 yards ... **11/18 vs. SD:** Scored first TD of the season on pass from David Garrard ... **12/2 at IND:** Had five receptions including a two-yard TD pass ... **1/5 at PIT:** Started at TE in AFC Wild Card game and totaled two receptions for 16 yards in first career post-season game ... **1/12 at NE:** Led team with 74 receiving yards on four receptions in AFC Divisional game ...

2006: Played in 15 games with three starts ... Totaled 13 receptions for 126 yards and one TD ... Missed final three preseason games after suffering ankle injury in preseason opener **8/12 at MIA** and was inactive for season-opener on **9/10 vs. DAL** ... **10/1 at WAS:** Registered 31-yard catch ... **10/8 vs. NYJ:** Made first career start ... **11/26 at BUF:** Scored first career TD on one-yard pass from David Garrard.

COLLEGE: Winner of 2005 Mackey Award, given to nation's top TE ... Started 32 of 49 games in four seasons ... Set school record for TEs with career totals of 126 receptions for 1,571 yards and 21 TDs ... Unanimous All-America and All-Pac 10 selection as a senior, finishing with 59 receptions for 741 yards and 10 TDs ... Second among Division I-A TEs with 4.8 receptions per game as a senior ... Started 10 of 12 games as a junior and recorded team-high seven receiving TDs ... Started eight of 13 games as a sophomore and ranked second on team with 30 receptions for 377 yards and three TDs ... Appeared in all 12 games with two starts as a true freshman ... Majored in history.

PERSONAL: Resides in Long Beach, Calif. ... Attended Poly (Long Beach, Calif.) High ... Was heavily recruited in basketball after lettering for three years ... Played QB as a freshman before moving to TE for final three seasons ... Named Parade All-America, Super Prep Elite 50 and Super Prep All-America as senior ... Had 44 receptions for 710 yards and seven sacks at DE as a senior ... Honored with 2008 Morgan Stanley Smith Barney Community Leader of the Year Award for his work in the community ... Is a frequent visitor to the Jacksonville Humane Society where he was guest at Camp Kindness in 2009 and served as judge at the 2010 Fur Ball Gala ... Has an English Mastiff, Crush ... Established the Marcedes Lewis Foundation in 2009 to support youth by awarding scholarships to those that wouldn't be able to participate in sports without financial assistance. The ultimate goal is to send a child from Long Beach to college on a full scholarship on an annual basis ... Served as guest speaker in 2009 and 2010 to graduating class at Long Beach Poly ... Hosted youth football camp the last four years at Long

Beach State University. ... Participated both financially and in person at the 2009 Shop with a Jock event at Wal-Mart where more than 50 children from the Bridge of Northeast Florida and the Mali Vai Washington Kids Foundation were treated to a shopping spree ... Participated in basketball shooting contest in 2010 to raise money for First Coast High School ... Purchased gift cards for children of Daniel Memorial in December 2010 ... Says of his mother, Yvonne Withers, "the strongest person I know" as she gave birth to him at 15 years old ... Twitter handle is @MercedesLewis89 ... Full name: Mercedes Alexis Lewis.

LEWIS' REGULAR SEASON STATISTICS

RECEIVING	GP/GS	NO	YDS	AVG	LG	TD
2006 Jacksonville	15/3	13	126	9.7	31	1
2007 Jacksonville	16/16	37	391	10.6	25	2
2008 Jacksonville	16/15	41	489	11.9	30t	2
2009 Jacksonville	15/15	32	518	16.2	47	2
2010 Jacksonville	16/16	58	700	12.1	42t	@10
2011 Jacksonville	15/15	39	*460	11.8	62	0
2012 Jacksonville	16/15	52	540	10.4	26	4
2013 Jacksonville	11/10	25	359	14.4	41	4
NFL totals:	8 years/120/105	297	3,583	12.1	62	25

* Team Leader @ Team Record

LEWIS' POSTSEASON STATISTICS

RECEIVING	GP/GS	NO	YDS	AVG	LG	TD
2007 Jacksonville	2/2	6	90	15.0	34	0

2013 GAME-BY-GAME STATISTICS

DATE	GAME	RECs	YDS	AVG.	LG	TD
09/08	vs. Kansas City	INACTIVE (calf)				
09/15	at Oakland	INACTIVE (calf)				
09/22	at Seattle	INACTIVE (calf)				
09/29	vs. Indianapolis	0	0	0.0	0	0
10/06	at St. Louis	INACTIVE (calf)				
10/13	at Denver	INACTIVE (calf)				
10/20	vs. San Diego	1	31	31.0	31	0
10/27	vs. San Francisco	1	6	6.0	6	0
	BYE WEEK					
11/10	at Tennessee	3	39	13.0	27	0
11/17	vs. Arizona	3	23	7.7	9	0
11/24	at Houston	1	18	18.0	18	0
12/01	at Cleveland	3	26	8.7	14	1
12/05	vs. Houston	2	42	21.0	41	1
12/15	vs. Buffalo	4	54	13.5	25	1
12/22	vs. Tennessee	4	50	12.5	30	1
12/29	at Indianapolis	3	70	23.3	36	0
2013 TOTALS		25	359	14.4	41	4

61

PATRICK LEWIS

CENTER

6-1 311 LBS.

TEXAS A&M

BORN JANUARY 30, 1991

RESERVE, LOUISIANA

ACQ: PRACTICE SQUAD (CLEVELAND) 2013

EXP: ROOKIE



GAMES PLAYED/STARTED: 2013 (0/0)

NFL TOTALS: 0 games, 0 starts

POSTSEASON TOTALS: 0 games, 0 starts

TRANSACTIONS: Originally signed as an undrafted rookie free agent by Green Bay on 5/10/13 ... Waived on 8/31/13 ... Claimed off waivers by Cleveland on 9/1/13 ... Waived on 11/26/13 ... Signed by Cleveland to the practice squad on 11/29/13 ... Signed to the active roster by Jacksonville off Cleveland's practice squad on 12/17/13.

PRO: Undrafted rookie center was signed by the Jaguars off Cleveland's practice squad on Dec. 17, 2013 ... Was originally signed as a rookie free agent by Green Bay in 2013 ... Four-year letterman at Texas A&M where he played alongside Jaguars OT Luke Joeckel ...

2013: Spent first 12 weeks on Cleveland's active roster but was inactive for every game ... Signed by Browns to practice squad on Nov. 29 and was signed to Jacksonville's active roster on Dec. 17 ... Was inactive on **12/22 vs. TEN** and **12/29 at IND** ...

COLLEGE: Four-year letterman ... Appeared in 51 games and finished his career with 48 consecutive starts ... Was a teammate of Jaguars' 2013 first-round selection Luke Joeckel ... Moved from guard to center following his sophomore season ... Earned honorable mention All-Big 12 honors in his first season at center.

PERSONAL: Attended East St. John High School (La.) where he was a first-team all-state selection as a senior ... Rated the fourth best center in the country by Rivals.com.

53

JOHN LOTULELEI

LINEBACKER

5-11 233 LBS.


NEVADA-LAS VEGAS

BORN DECEMBER 4, 1991

KIHEI, HAWAII

ACQ: WAIVERS (SEATTLE) 2013

EXP: ROOKIE



99

SEN'DERRICK MARKS

DEFENSIVE TACKLE

6-2 294 LBS.

AUBURN

BORN FEBRUARY 23, 1987

MOBILE, ALABAMA

ACQ. UNRESTRICTED FREE AGENT (TENNESSEE) 2013

EXP: 5TH YEAR



GAMES PLAYED/STARTED: 2013 (14/2)

NFL TOTALS: 14 games, 2 starts

JAGUARS TOTALS: 12 games, 2 starts

POSTSEASON TOTALS: 0 games, 0 starts

TRANSACTIONS: Originally signed by Seattle as an undrafted free agent on 04/27/2013 ... Waived on 10/02/13 ... Claimed off waivers by Jacksonville on 10/03/13.

PRO: Rookie LB also excels on special teams ... Opened season with Seattle after he was signed as a rookie free agent, playing in two games ... Was claimed off waivers by the Jaguars on Oct. 3 and played in 12 games with two starts ... Finished with seven tackles and one tackle for loss ... Added two special teams tackles and a forced fumble ... Played two seasons at Nevada-Las Vegas ...

2013: Began season with Seattle before he was waived and claimed off waivers by Jacksonville on Oct. 3 ... Made his NFL debut on **9/15 vs. SF** ... Saw action on special teams and on defense on **9/22 vs. JAX** and made two solo tackles and one special teams tackle ... **10/6 at STL:** Made Jaguars debut and saw action on special teams ... **10/27 vs. SF:** Posted one special teams tackle and forced a fumble that was recovered by the 49ers ... **11/17 vs. ARI:** Made first career start at LB and totaled three solo tackles ... **12/15 vs. BUF:** Saw action at LB and on special teams. Totaled two assisted tackles ... **12/22 vs. TEN:** Started at LB, his second career start. Had one special teams tackle ...

COLLEGE: Played in 25 games with 17 starts at UNLV ... Totaled 180 tackles (83 solo), 4.5 tackles for a loss and one forced fumble ... Named first-team All-Mountain West and UNLV Defensive Most Valuable Player in 2012 after starting all 13 games and registering 120 tackles (59 solo), the 10th highest single-season total in school history ... Named the 2012 UNLV Bill "Wildcat" Morris Most Inspirational Award winner ... Spent two seasons at Merced (Calif.) College before transferring to UNLV and was an All-Golden Gate selection as a sophomore ... Majored in Interdisciplinary Studies.

PERSONAL: A 2009 graduate of Baldwin High School in Wailuku, HI. ... Three-year letterman ... Led Bears to three Maui Interscholastic League (MIL) championships as a linebacker and fullback ... Named MIL Defensive Player of the Year following his senior season ... Cousin, Star Lotulelei, was the 14th overall selection by the Carolina Panthers in the 2013 NFL Draft ... Born December 4, 1991.

2013 GAME-BY-GAME STATISTICS

DATE	GAME	TKL	SOLO	ASST	SACKS	FF	FR	INT	PD
WITH SEATTLE									
09/15	vs. San Francisco	0	0	0	0.0	0	0	0	0
09/22	vs. Jacksonville	2	2	0	0.0	0	0	0	0
9/29	at Houston	Inactive							
WITH JACKSONVILLE									
10/06	at St. Louis	0	0	0	0.0	0	0	0	0
10/13	at Denver	0	0	0	0.0	0	0	0	0
10/20	vs. San Diego	0	0	0	0.0	0	0	0	0
10/27	vs. San Francisco	0	0	0	0.0	0	0	0	0
BYE WEEK									
11/10	at Tennessee	0	0	0	0.0	0	0	0	0
11/17	vs. Arizona	3	3	0	0.0	0	0	0	0
11/24	at Houston	0	0	0	0.0	0	0	0	0
12/01	at Cleveland	0	0	0	0.0	0	0	0	0
12/05	vs. Houston	1	1	0	0.0	0	0	0	0
12/15	vs. Buffalo	2	0	2	0.0	0	0	0	0
12/22	vs. Tennessee	0	0	0	0.0	0	0	0	0
12/29	at Indianapolis	1	1	0	0.0	0	0	0	0
2013 TOTALS		9	7	2	0.0	0	0	0	0

ADDITIONAL STATISTICS: Special Teams Tackles - 2 in 2013

GAMES PLAYED/STARTED: 2009 (9/0), 2010 (12/3), 2011 (16/9), 2012 (14/14), 2013 (16/16)

NFL TOTALS: 67 games, 42 starts

JAGUARS TOTALS: 16 games, 16 starts

POSTSEASON TOTALS: 0 games, 0 starts

TRANSACTIONS: Originally drafted by Tennessee in the second round (62nd overall) of the 2009 draft ... Signed by Jacksonville as an unrestricted free agent on 4/2/13.

PRO: Fifth-year DT has played in 67 games with 42 starts ... Produced career-best totals in 2013, his first with the Jaguars, with four sacks, two forced fumbles, three fumble recoveries and six tackles for loss ... Spent previous four seasons with the Tennessee Titans after being selected in the second round of the 2009 draft ... Career totals include 213 tackles (113 solo), seven sacks, 18 tackles for loss, 31 QB pressures, five forced fumbles, 15 passes defended, three fumble recoveries and one INT ... Declared for NFL draft following three seasons at Auburn ...

2013: Started all 16 games for the first time in his career and registered career-highs in sacks (4.0), forced fumbles (2), fumble recoveries (3) passes defended (8) and tackles for loss (6) ... Led all DL with 931 snaps played ... One of only three defensive players (Jason Babin, Tyson Alualu) and five players overall to start all 16 games ... **9/8 vs. KC:** Made Jaguars debut with start at DT, finishing with three solo tackles and one QB hit ... **9/22 at SEA:** Finished with two tackles and tied for team-lead with two QB hits ... **10/6 at STL:** Registered first sack of the season as he sacked and forced a fumble of Sam Bradford. Added one tackle for loss, two passes defended and one QB hit ... **10/13 at DEN:** Registered first career fumble recovery in the second quarter and added one tackle for loss ... **10/20 vs. SD:** Recorded second sack of the season, taking down Philip Rivers for a nine-yard loss in the first quarter. Finished with three solo tackles, one tackle for loss, one QB hit and one pass defended ... **11/10 at TEN:** Faced his former team for the first time and had one solo tackle and one pass defended. Forced a safety on Titans' Chance Warmack for holding in the end zone ... **11/24 at HOU:** Tied for the team-lead with two passes defended and added one solo tackle ... **12/1 at CLE:** Totaled three solo tackles, one sack, one forced fumble, one fumble recovery and one pass defended. Sacked Brandon Weeden in the second quarter and forced a fumble that was recovered by the Browns. Late in the first half, he recovered a fumble forced by Jason Babin and returned it 15 yards. Set single-season career-high with three sacks and two forced fumbles ... **12/15 vs. BUF:** Tallied one sack, one tackle for loss, one fumble recovery and one QB hit. Sacked E.J. Manuel in the second quarter and recovered a Manuel fumble forced by Winston Guy in the third quarter ...

2012: Started 14 games at DT ... Totaled 63 tackles (31 solo), 1.5 sacks, three tackles for loss, five QB pressures and one forced fumble ... Was inactive the first two games with an injury ... Notched first sack of the season on **11/11 at MIA** against Ryan Tannehill for an eight-yard loss and added three QB pressures ... Had six tackles, two QB pressures, one tackle for loss on **12/2 vs. HOU** ... Had a season-high seven tackles and split a sack with Kamerion Wimbley of Chad Henne in season-finale on **12/30 vs. JAX** ...

2011: Appeared in a career-high 16 games and made nine starts at DT ... Registered 44 tackles (18 solo), 0.5 sacks, three tackles for loss, one forced fumble, seven QB pressures and one pass defended ... Opened season with two tackles on **9/11 at JAX** including one for loss ... Combined with William Hayes to drop Cam Newton for a seven-yard sack in the fourth quarter on **11/13 at CAR** ... Tallied three tackles, a forced fumble, a pass defended and a QB pressure on **12/4 at BUF**. Forced a Scott Chandler fumble that was recovered by the Titans early in the third quarter ... Matched his season-high with five tackles along with a tackle for loss on **12/24 vs. JAX** ... Finished season with four tackles and tied for team-lead with three QB pressures on **1/1 at HOU** ...

2010: Played in 12 games with three starts ... Collected 50 tackles (27 solo), six QB pressures, five tackles for loss, one INT and one forced fumble ... Was inactive on **10/10 at DAL** with a knee injury and missed three games with an ankle injury ... Posted a then career-high seven tackles on **9/19 vs. PIT** ... Intercepted a pass deflected by Cortland Finnegan in the first quarter on **9/26 at NYG** ... Made first career start at DT on **10/24 vs. PHI** and had a pass defended ... Tied a career-high with seven tackles on **12/26 at KC** including two for loss ... Started at DT in season-finale on **1/2 at IND** and totaled six tackles, a forced fumble and one QB pressure ...

2009: Appeared in nine games as a rookie and finished with 23 tackles, one sack, five QB pressures, one tackle for loss and one pass defended ... Led or tied for the team lead in QB pressures in two games ... Made NFL debut on **10/4 at JAX** ... Finished with season-high six tackles on **11/15 vs. BUF** ... Collected four tackles including for loss on **12/13 vs. STL** ... Registered first career sack on **1/3 at SEA** against Matt Hasselbeck.

COLLEGE: Started 37 of 40 games and declared for NFL draft following his junior season ... Finished career with 114 tackles, 7.5 sacks, 30 tackles for loss and 10 QB pressures ... Started 11 games as a junior and earned second-team All-SEC honors from the Associated Press ... Totaled 32 tackles, two sacks and two QB pressures ... Ranked second on team and 10th in SEC with 10 tackles for loss ... Started at RDE in every game as a sophomore despite playing most of the season with a hernia that required surgery after the season ... Tallied 43 tackles, two sacks and nine tackles for loss ... Added seven QB pressures, three passes defended, a forced fumble, a fumble recovery and blocked two field goals ... Received the team's Eddie Welch Attitude and Effort Award on defense by coaching staff ... Started all 13 games at RDT as a redshirt freshman ... Recorded 38 tackles, 3.5 sacks, 11 tackles for loss, three fumble recoveries, one forced fumble and two passes defended ... Saw action in three games as a true freshman before he was redshirted ... Majored in rehabilitation services.

PERSONAL: Attended Vigor High School in Prichard, Alabama ... Totaled 81 tackles and 17 sacks as a senior ... Posted 87 tackles and 11 sacks as a junior, leading the team to the Class 6A state quarterfinals ... Also lettered three times in basketball, averaging 15 points a game and 21 rebounds ... Oldest of eight children, with the youngest being 14 years old. His siblings' names are Antranetta, Shamira, Ciera, DeAndre, Alexia, Kenneth Davis Jr. and Lakendra Davis ... There is no specific meaning behind the name Sen'Derrick and he often goes by the nickname Sen ... Twitter handle is @NumberNineFo ... Full name: Sen'Derrick Dewayne Marks.

MARKS' 2013 GAME-BY-GAME STATISTICS

DATE	GAME	TKL	SOLO	ASST	ST	SACKS	FF	FR	PD	TFL	INT
09/08	vs. Kansas City	3	3	0	0	0.0	0	0	0	0	0
09/15	at Oakland	2	2	0	0	0.0	0	0	0	1	0
09/22	at Seattle	2	1	1	0	0.0	0	0	0	0	0
09/29	vs. Indianapolis	1	1	0	0	0.0	0	0	0	0	0
10/06	at St. Louis	4	4	0	0	1.0	1	0	2	1	0
10/13	at Denver	1	1	0	0	0.0	0	1	0	1	0
10/20	vs. San Diego	3	3	0	0	1.0	0	0	1	1	0
10/27	vs. San Francisco	1	1	0	0	0.0	0	0	0	0	0
BYE WEEK											
11/10	at Tennessee	1	1	0	0	0.0	0	0	1	0	0
11/17	vs. Arizona	1	1	0	0	0.0	0	0	1	1	0
11/24	at Houston	1	1	0	0	0.0	0	0	2	0	0
12/01	at Cleveland	3	3	0	0	1.0	1	1	1	0	0
12/05	vs. Houston	1	1	0	0	0.0	0	0	0	0	0
12/15	vs. Buffalo	3	3	0	0	1.0	0	1	0	1	0
12/22	vs. Tennessee	1	1	0	0	0.0	0	0	0	0	0
12/29	at Indianapolis	5	1	4	0	0.0	0	0	0	0	0
2013 TOTALS		33	28	5	0	4.0	2	3	8	6	0

SEN'DERRICK MARKS REGULAR SEASON STATISTICS

YEAR	TEAM	GP/GS	TKL	SOLO	ASST	SACKS	FF	FR	INT	PD
2009	Tennessee	9/0	23	9	14	1.0	0	0	0	1
2010	Tennessee	12/3	50	27	23	0.0	1	0	1	3
2011	Tennessee	16/9	44	18	26	0.5	1	0	0	1
2012	Tennessee	14/14	63	31	32	1.5	1	0	0	3
2013	Jacksonville	16/16	33	28	5	4.0	2	3	0	8
NFL TOTALS: 5 years		67/42	213	113	100	7.0	5	3	1	16

66 JACQUES McCLENDON

GUARD/CENTER
6-3 324 LBS.
TENNESSEE
BORN DECEMBER 10, 1987
CLEVELAND, TENNESSEE
ACQ. WAIVERS (ATLANTA) 2013
EXP: 2ND YEAR

GAMES PLAYED/STARTED: 2010 (4/0, 0/0), 2011 (0/0), 2012 (ps), 2013 (5/2)

NFL TOTALS: 9 games, 2 starts

JAGUARS TOTALS: 5 games, 2 starts

POSTSEASON TOTALS: 0 games, 0 starts

TRANSACTIONS: Originally drafted by Indianapolis in the fourth round (129th overall) of the 2010 draft ... Waived on 9/3/11 ... Claimed off waivers by Detroit on 9/4/11 ... Waived on 10/6/11 ... Signed by Detroit to practice squad on 10/9/11 ... Waived on 8/27/12 ... Signed by Pittsburgh to practice squad on 10/16/12 ... Waived on 11/2/12 ... Signed by Atlanta to practice squad on 11/7/12 ... Waived on 8/31/13 ... Claimed off waivers by Jacksonville on 9/1/13 ... Waived on 9/14/13 ... Signed as free agent by Jacksonville on 9/16/13 ... Waived on 9/28/13 ... Signed as a free agent by Jacksonville on 9/30/13.

PRO: Second-year pro has ability to play G and C ... Joined Jaguars as a free agent on Sept. 30, 2013 ... Also spent time with Indianapolis, Detroit, Pittsburgh and Atlanta ... Was with the Falcons for the 2013 preseason before he was waived on final cuts ... Has played in nine career games with two starts (both in 2013) ... Was a fourth-round pick of the Colts in the 2010 draft ... Four-year letterman at Tennessee ...

2013: Appeared in a career-high five games and made first two starts of his career ... Was inactive on **9/8 vs. KC** ... Was waived on Sept. 14 and re-signed on Sept. 17 ... Was waived on Sept. 28 and re-signed on Sept. 30 ... Was inactive for seven games ... Made Jaguars debut on **11/10 at TEN** and saw action on special teams ... **12/15 vs. BUF:** Was inserted into the game at LG in the first quarter after Mike Brewster suffered a fractured left ankle. Played the remainder of the game and helped pave the way for a season-high 159 rushing yards ... **12/22 vs. TEN:** Started at LG, his first career start ... **12/29 at IND:** Started at LG and did not miss a snap ...

2012: Spent preseason with Detroit before he was waived on final cuts ... Spent time on Pittsburgh's practice squad before concluding the season on Atlanta's practice squad ...

2011: Was with Indianapolis for the preseason before he was waived on final cuts ... Claimed off waivers by Detroit where he spent time on the 53-man roster and the club's practice squad ...

2010: Played in four games as a rookie with Indianapolis after being drafted in the fourth round ... Saw time on special teams and at TE ... Was active but did not play in AFC Wild Card game on **1/8 vs. NYJ**.

COLLEGE: Four-year letterman who started 26 of 49 games at RG ... Started 13 games as a senior ... Made six starts as a junior and was an Academic All-SEC choice ... Started six of 13 games as a sophomore and was part of an OL that led NCAA with four sacks allowed ... Academic All-SEC selection ... Appeared in 12 games as a freshman with one start ... Made first career start in the Outback Bowl ... Holds bachelor's degree in economics and master's degree in sports management.

PERSONAL: Attended The Baylor School ... Was a three-year starter on offense and defense ... Was Parade, EA Sports and Street and Smith All-America choice ... Named Tennessee Gatorade Player of the Year and Division II Mr. Football ... Two-time all-state and all-region selection ... Also started two years on the basketball team and was a member of the track and field team ... Set weight-lifting records in bench press and squat ... Born in Cleveland, Tenn. ... Twitter handle is @jmcc65 ... Full name: Jacques Rashaud McClendon.

35 **DEMETRIUS MCCRAY**
CORNERBACK
 6-0 185 LBS.
 APPALACHIAN STATE
 BORN MAY 11, 1991
 COVINGTON, GEORGIA
 ACQ. 7TH ROUND OF 2013 DRAFT (210TH)
 EXP: ROOKIE

63 **BRAD MEESTER**
CENTER
 6-3 292 LBS.
 NORTHERN IOWA
 BORN MARCH 23, 1977
 PARKERSBURG, IOWA
 ACQ. 2ND ROUND OF 2000 DRAFT (60TH)
 EXP: 14TH YEAR

GAMES PLAYED/STARTED: 2013 (16/1)
NFL TOTALS: 16 games, 1 start
POSTSEASON TOTALS: 0 games, 0 starts
TRANSACTIONS: Originally drafted in the seventh round (210th overall) of the 2013 draft.

PRO: 2013 seventh-round pick played in all 16 games, mainly on special teams ... Had five tackles (three solo) and two passes defended ... Was fourth on the team with five special teams tackles ...

2013: 9/8 vs. KC: Made NFL debut, seeing action on special teams ... **9/15 at OAK:** Tied for team-lead with two special teams tackles .. **9/22 at SEA:** Made first career start, replacing injured Alan Ball, and totaled five tackles (three solo) and a team-high two passes defended ... **10/27 vs. SF:** Made one special teams tackle ... **11/10 at TEN:** Saw action on special teams and recorded one tackle ... Had one special teams tackle on **12/1 at CLE** and **12/5 vs. HOU** ... **12/29 at IND:** Played nine snaps at CB on defense and also saw action on special teams ...

COLLEGE: Four-year letterman ... Appeared in 48 games ... Career totals include 123 tackles (83 solo), 26 passes defended, 10 INTs, 3.0 tackles for a loss, two sacks and one forced fumble ... Two-time Division I-AA All-America ... Two-time first-team All-Southern Conference ... NFL Combine participant ... NFLPA Collegiate Bowl participant ... Appeared in all 12 games as a senior at CB ... Buck Buchanan Award finalist (NCAA Division I FCS Defensive Player of the Year) ... First-team All-Southern Conference ... Recorded 55 tackles (37 solo), eight passes defenses, four interceptions and one forced fumble ... Played in 12 games as a junior ... Named fourth-team All-America by Phil Steele Publications ... First-team All-Southern Conference (coaches and media) ... Season totals include 48 tackles (35 solo), career-high five INTs, 14 passes defended and one forced fumble ... Led Southern Conference and tied for eighth nationally with five INTs ... Appeared in 11 games as a sophomore ... Totaled 19 tackles (11 solo), one INT and four passes defended ... Played in 13 of 14 games, primarily on special teams ... Majored in criminal justice.

PERSONAL: Single ... Played at Newton High School in Covington, Ga. ... Named county's Athlete of the Year after a standout senior season at QB and DB ... First-team All-Conference and 2-AA All-Region selection at DB ... Surpassed 1,600 yards of total offense after taking over as QB following the season opener ... On defense, totaled 40 tackles, 14 passes defended, seven INTs and one forced fumble ... Helped lead Berkeley High School (Moncks Corner, S.C.) to the South Carolina state semifinals before transferring to Newton. Full name is Demetrius Charles McCray ... Twitter handle is @McCrayD_10.

2013 GAME-BY-GAME STATISTICS

DATE	GAME	TKL	SOLO	ASST	SACKS	FF	FR	INT	PD
09/08	vs. Kansas City	0	0	0	0.0	0	0	0	0
09/15	at Oakland	0	0	0	0.0	0	0	0	0
09/22	at Seattle	5	3	2	0.0	0	0	0	2
09/29	vs. Indianapolis	0	0	0	0.0	0	0	0	0
10/06	at St. Louis	0	0	0	0.0	0	0	0	0
10/13	at Denver	0	0	0	0.0	0	0	0	0
10/20	vs. San Diego	0	0	0	0.0	0	0	0	0
10/27	vs. San Francisco	0	0	0	0.0	0	0	0	0
BYE WEEK									
11/10	at Tennessee	0	0	0	0.0	0	0	0	0
11/17	vs. Arizona	0	0	0	0.0	0	0	0	0
11/24	at Houston	0	0	0	0.0	0	0	0	0
12/01	at Cleveland	0	0	0	0.0	0	0	0	0
12/05	vs. Houston	0	0	0	0.0	0	0	0	0
12/15	vs. Buffalo	0	0	0	0.0	0	0	0	0
12/22	vs. Tennessee	0	0	0	0.0	0	0	0	0
12/29	at Indianapolis	0	0	0	0.0	0	0	0	0
2013 TOTALS		5	3	2	0.0	0	0	0	2

Additional Statistics: Special teams tackles - 5 in 2013

GAMES PLAYED/STARTED: 2000 (16/16), 2001 (16/16), 2002 (16/16), 2003 (16/16), 2004 (16/16), 2005 (12/12), 2006 (16/16), 2007 (11/11, 2/2), 2008 (10/10), 2009 (16/16), 2010 (16/16), 2011 (16/16), 2012 (16/16), 2013 (16/16)

NFL TOTALS: 209 games, 209 starts
POSTSEASON TOTALS: 2 games, 2 starts
TRANSACTIONS: Originally drafted in the second round (60th overall) of the 2000 draft.

PRO: Veteran center completed his team-record 14th season with the Jaguars ... Announced his retirement from the NFL on Dec. 18, 2013 ... Holds franchise records for games played (209) and started (209) ... First player in team history to play 12 or more seasons with the club, surpassing Jimmy Smith and Fred Taylor who played 11 seasons ... First 48 starts were at LG and last 161 at C ... Owns current streak of 90 consecutive starts as a Jaguar, most on the roster, the second-longest in team history ... Also owns team-record streak of 92 straight starts ... Was selected in the second round of the 2000 draft ... Blocked for two RBs (Fred Taylor, Maurice Jones-Drew) that made four Pro Bowl appearances ... Played major role on offensive line in 2011 that helped Jones-Drew rush for a single-season franchise record and NFL-best 1,606 yards ... Started and paved the way for 18 of the club's top 20 rushing games in franchise history including the top five ... Directed signals for Jaguars offense that ranked fifth in the NFL in rushing from 2000-11 with a 128.7 average and second during that same span with 685 rushes of 10-plus yards ... Played major role on offensive line that helped Jaguars rush for the three highest single-season totals in franchise history (2006, 2010, 2007) including a single-season franchise record 2,541 rushing yards in 2006 ... Selected as the team's 2008 recipient of the Ed Block Courage Award as well as the Walter Payton Man of the Year Award in 2008 and 2010 and was nominated for Bart Starr Award in 2013 ... Missed first four games of 2007 season after suffering a broken ankle in training camp and first six games of 2008 season with a biceps injury ... Part of an offensive line that led Jaguars to a franchise-record 375 rushing yards against Indianapolis on Dec. 10, 2006, tied for the third-most in NFL history. Jaguars surpassed the previous high of 244 rushing yards on Dec. 3, 2000 against Cleveland, a game which he started at guard ... Is the only Jaguars player to start the first 92 regular season games after being drafted ... Streak ended when he tore his biceps tendon at Cleveland on Dec. 4, 2005, and was placed on injured reserve ... Made the transition from G to C in 2003 after three years as a starter at LG ... Second-round draft choice in 2000 was the eighth rookie in franchise history to start the season opener and the third rookie to start all 16 games ... First center chosen in the 2000 draft, selected with the 60th overall pick ... Tied with Michael Cheever (1996) as the highest-drafted centers ever by the team ...

2013: Started all 16 games at C and did not miss a snap ... One of only two offensive players (Uche Nwaneri) and five players overall to start all 16 games ... Marked fifth consecutive season and 11th time overall he started all 16 games ... **9/8 vs. KC:** Started at C, his 75th consecutive start. Began his 14th consecutive season with the club ... **9/15 at OAK:** Started at C and did not miss a snap ... **9/22 at SEA:** Started at C and did not miss a snap ... **9/29 vs. IND:** Started at C and did not miss a snap ... **10/6 at STL:** Started at C ... **10/14 at DEN:** Started at C ... **10/20 vs. SD:** Started at C and did not miss a snap ... **10/27 vs. SF:** Part of an offensive line that did not allow a sack for the first time in 51 games ... **11/10 at TEN:** Started at C and did not miss a snap ... **11/17 vs. ARI:** Started at C and did not miss a snap ... **11/24 at HOU:** Started at C and part of OL that helped club rush for a season-high 118 yards ... **12/1 at CLE:** Started at C and did not miss a snap ... **12/5 vs. HOU:** Helped club rush for a season-high 149 yards on 28 carries including six carries of nine-plus yards ... **12/15 vs. BUF:** Led an OL that paved the way for a season-high 159 rushing yards ... **12/22 vs. TEN:** Played in his final home game with the Jaguars, the 208th of his career. Had his first career reception in the second quarter as he lined up at TE and caught a nine-yard pass from Chad Henne ... **12/29 at IND:** Started at C and did not miss a snap in his final NFL game ...

2012: Started all 16 games at C for the fourth consecutive season and 10th time overall ... Did not miss a snap, joining Eugene Monroe as the only offensive players to accomplish the feat ... Part of an OL that helped club surpass 100-plus rushing yards in five games including a season-high 185 on 32 rushes on **9/23 at IND** ... Blocked for a passing attack that had three 300-plus yard passing games including a season-high 372 on **11/18 at HOU** ...

2011: Started all 16 games at C for the third consecutive season and set franchise record for career games played (177) ... Blocked for NFL rushing leader Maurice Jones-Drew who earned his third consecutive trip to the Pro Bowl ... Worked closely with rookie QB Blaine Gabbert who started 14 games

... Part of an offensive line that helped club produce 14 100-yard rushing games ... Paved the way for 163 rushing yards in season-opener on **9/11 vs. TEN** ... Set a franchise-record by playing in his 172nd career game on **11/27 vs. HOU**, surpassing Jimmy Smith (171) ... Part of offense that produced a season-high 325 yards on **12/11 vs. TB** ... Helped Jones-Drew rush for a season-high 169 yards on **1/1 vs. IND** ...

2010: Started all 16 games at C, the eighth time in 11 seasons he started every game ... One of eight players to start all 16 games ... Selected as Jaguars Walter Payton Man of the Year for his work in the community ... Paved the way for a ground attack that ranked third in the NFL with 149.7 rushing yards per game, the second-highest average in franchise history ... Offense set a franchise-record with four 200-yard rushing games including a record three straight ... Helped Maurice Jones-Drew earn second consecutive trip to the Pro Bowl ... Protected David Garrard who set a single-season franchise record with 23 TD passes ... Part of OL that helped offense rush for 216 yards on **10/10 at BUF** ... Surpassed Jimmy Smith for most starts in franchise history on **10/18 vs. TEN** with his 151st career start ... Offense totaled a season-high 491 yards of offense on **11/14 vs. HOU**, the fourth-most in team history ... Paved way for 258 rushing yards on a franchise-record 53 carries on **12/5 at TEN**, the second-most rushing yards in franchise history ... On **12/12 vs. OAK**, he helped offense produce two 100-yard rushers (Rashad Jennings, 109; Maurice Jones-Drew, 101) for only the third time in franchise history ...

2009: Started all 16 games at C, the seventh time in 10 seasons he started every game ... Offense finished seventh in the AFC, 10th in the NFL, with 126.8 rushing yards per game... Part of OL that helped record 11 100-yard rushing games and tied for sixth in NFL with 19 rushing TDs ... **9/27 at HOU:** Paved the way for 185 rushing yards and 399 yards of total offense in win ... **10/4 vs. TEN:** Helped offense to 442 yards of offense ... **10/18 vs. STL:** Offense produced season-high 492 yards, the fourth-most in team history ... **11/1 at TEN:** Tied Fred Taylor for the second-most starts in team history at 136. Paved the way for season-high 217 rushing yards on 16 carries (13.6 avg.), the highest average per rush in the NFL since the 1970 merger ... **11/8 vs. KC:** Offense produced 426 total yards including 173 on the ground ... **12/6 vs. HOU:** Moved into second place in franchise history with his 141st game played ...

2008: Started 10 games at C ... Missed all of the preseason and the first six games with a right biceps injury suffered in training camp ... **10/26 vs. CLE:** Started at center in his first game of the season ... Did not miss a snap in the final nine games ... **11/9 at DET:** Part of an offensive line that helped club rush for 157 yards on 33 carries ... Became third player in franchise history to make 125 starts on **12/1 at HOU** ...

2007: Started 11 games at C and both postseason games ... Missed all of the preseason and first four games of the regular season after breaking a bone in ankle during training camp ... Returned to starting lineup in week five ... Did not commit a penalty in the regular season ... Part of offensive line that allowed only 31 sacks, the third-fewest in team history ... Jaguars ranked second in the NFL with 2,391 rushing yards (149.4 avg.), the second-most in team history ... Helped Fred Taylor earn the first Pro Bowl trip of his career... Protected QB David Garrard who set single-season franchise record for passer rating (102.2) and highest completion percentage (64.0) ... **10/14 vs. HOU:** Helped offense rush for 244 yards on only 26 carries (9.4 avg.), the highest single-game average in franchise history ... Member of offensive line that did not allow a sack in back-to-back games for the first time in franchise history on **12/9 vs. CAR** and **12/16 at PIT** ... **12/30 at HOU:** Dressed but did not play in regular season finale ... Started at C and played the entire game in AFC Wild Card game on **1/5 at PIT** and AFC Divisional Playoff game on **1/12 at NE** ...

2006: Started all 16 games at C and did not miss a snap for sixth time in seven seasons ... Jaguars set a single-season franchise record for rushing yards with 2,541, averaging 158.8 yards per game ... Helped pave the way for a franchise record 5.0-yard rushing average ... As a unit, the Jaguars allowed only 30 sacks ... **12/10 vs. IND:** Part of an offensive line that led Jaguars to a franchise-record 375 rushing yards ...

2005: Started first 12 games of season before missing final four games with a torn left biceps tendon ... Was placed on injured reserve and ended his team record of 92 consecutive starts to begin his career ... Did not miss one play in his 12 starts at C ... **11/27 at ARI:** Surpassed Tony Boselli for the most starts in team history with 91 ...

2004: Started all 16 games for the fifth consecutive season and extended his team record of 80 consecutive starts ... Did not miss one play the entire season at C ... Was one of four offensive linemen to start all 16 contests ...

2003: Started all 16 games for fourth consecutive season and missed only 14 snaps all year, breaking Kevin Hardy's team record of 58 consecutive starts ... Moved to C to start the season after making 48 consecutive starts at LG ... Allowed only half a sack and had just two penalties called against him ... Anchored offensive line that gave up a franchise-record-low 28 sacks ...

2002: One of six offensive players to start every game, doing so for the third straight season ... Did not miss a snap the entire season at LG, one of only

two Jaguars players to do so ...

2001: Started all 16 games for the second straight season at LG ... One of seven players on offense and 10 on team to start every game ... Became the first Jaguars player to start his first 32 games after being drafted ... One of four Jaguars offensive linemen to start every game ... Played all but three snaps all season ... **11/4 at TEN:** Missed three plays with a finger injury, marking his first missed plays since college ... **12/23 at MIN:** Received an offensive game ball along with rest of offensive line as team rushed for 214 yards, tied for third-most in team history ...

2000: Started all 16 games at LG as a rookie ... Named to All-Rookie teams by Pro Football Writers, Pro Football Weekly and Football News ... Ranked fifth-best rookie offensive lineman in the NFL by Pro Football Weekly ... Played every snap of every game, the only player on the team to do so ... One of three Jaguars offensive linemen to start every game, joining Tony Boselli and Brenden Stai.

COLLEGE: Four-year starter at C and three-time Gateway Conference first-team honoree ... Named to Division I-AA Associated Press and Coaches All-America team as a senior ... Named to the 1999 GTE Academic All-America team ... Graduated with a degree in business management and 3.76 G.P.A.

PERSONAL: Married (Jamie) with daughters Lily, Emma, Chloe, Sophia, Aubree and Adalynn ... Lives in Jacksonville ... Two-time All-District selection as a LB, adding All-State first-team honors as a lineman in his senior year at Aplington-Parkersburg (Iowa) High ... Helped lead team to state title as a junior ... Lettered in football, basketball, baseball and track ... Graduated with a 3.8 grade point average ... Participates in numerous charity golf events during the offseason ... Established the "Brad's Buddies" program in 2009 to provide opportunities for abused and neglected children in Jacksonville. The group holds an event each month and past events include bowling, dinner at Maggiano's, a shopping spree at Wal-Mart and a visit to the Jacksonville Zoo ... Was presented with a volunteer award at the Guardian Ad Litem's 30th Birthday party ... Traveled to Haiti in 2011 off-season on a trip sponsored by the KORE Foundation. Meester, along with members of Christ Church of Mandarin, helped build chicken coops and a sheltered kitchen area ... Led Jaguars effort in 2008 offseason to raise more than \$90,000 for tornado relief in hometown of Parkersburg, Iowa. The club sold A-P (Aplington-Parkersburg High School) Falcons Tornado Relief hats at 2008 minicamp and on jaguars.com ... Actively supports numerous team community programs ... Participated in Lattera Links Celebrity Shootout at King and Bear in May of 2008 to benefit the St. Johns County Council on Aging ... Served as honorary chairman for the 2008 Children's Miracle Network golf tournament ... Supported Shop with a Jock event at Wal-Mart in December of 2008 for more than 50 children from the Bridge of Northeast Florida and the MaliVai Washington Kids Foundation ... Read to students at Loretto Elementary School in 2009 ... Participated in All-Pro Dads event in 2009 ... Was featured in a commercial in 2010 for Jacksonville Orthopaedic Institute ... Visited Jacksonville Country Day School on behalf of NFL Play 60 ... Participated in photo shoot to raise money for Boot Campaign, an organization that assists wounded returning combat military ... Full name: Bradley Ryan Meester.

MEESTER IN THE RECORD BOOKS

JAGUARS MOST SEASONS

RK	PLAYER, YEARS	SEASONS
1.	Brad Meester, 2000-13	14
2.	Fred Taylor, 1998-2008	11
	Jimmy Smith, 1995-2005	11
4.	Rashean Mathis 2003-12	10
	Rob Meier, 2000-09	10

JAGUARS MOST GAMES PLAYED

RK	PLAYER, YEARS	GAMES PLAYED
1.	Brad Meester, 2000-13	209
2.	Jimmy Smith, 1995-2005	171
3.	Josh Scobee, 2004-13	152
4.	Fred Taylor, 1998-2008	141
5.	Rob Meier, 2000-09	138

JAGUARS MOST CAREER STARTS

RK	PLAYER, YEARS	STARTS
1.	Brad Meester, 2000-13	209
2.	Jimmy Smith, 1995-2005	150
3.	Fred Taylor, 1998-2008	136
4.	Rashean Mathis, 2003-12	129
5.	Daryl Smith, 2004-12	124

97

ROY MILLER

DEFENSIVE TACKLE

6-2 310 LBS.
TEXAS

BORN JULY 9, 1987
KILLEEN, TEXAS

ACQ. UNRESTRICTED FREE AGENT (TAMPA BAY) 2013
EXP: 5TH YEAR

GAMES PLAYED/STARTED: 2009 (15/1), 2010 (16/16), 2011 (16/3), 2012 (15/14), 2013 (14/14)
NFL TOTALS: 76 games, 48 starts
JAGUARS TOTALS: 14 games, 14 starts
POSTSEASON TOTALS: 0 games, 0 starts
TRANSACTIONS: Originally drafted by Tampa Bay in the third round (81st overall) of the 2009 draft ... Signed by Jacksonville as an unrestricted free agent on 3/15/13.

PRO: Fifth-year DT has played in 76 games with 48 starts ... Joined the Jaguars as an unrestricted free agent in 2013 and started 14 games ... Spent the previous four seasons with Tampa Bay ... Was a third-round draft pick of the Buccaneers in 2009 ... Career totals include 181 tackles (122 solo), three sacks and three passes defended ... Has missed only four games in five seasons ...

2013: Started all 14 games played and totaled 25 tackles (20 solo), four tackles for loss and two QB pressures ... **9/8 vs. KC:** Started at DT and posted two solo tackles in his Jaguars debut ... **9/15 at OAK:** Led team with two tackles for loss ... **9/22 at SEA:** Recorded one assisted tackle and one QB hit ... **9/29 vs. IND:** Made two solo tackles ... **11/17 vs. ARI:** Had three solo tackles, two tackles for loss and one QB hit ... **11/24 at HOU:** Finished with two tackles (one solo) ... **12/1 at CLE:** Made three tackles (two solo) ... **12/15 vs. BUF:** Finished with three solo tackles ... **12/22 vs. TEN:** Inactive (shoulder) ... Was placed on injured reserve on Dec. 23 and missed the final two games ...

2012: Played in 15 games with 14 starts ... Finished with 23 tackles (15 solo), two tackles for loss and one pass defended ...

2011: Saw action in nine games with one start ... Made 19 tackles (14 solo) and one pass defended ... Made season debut on **9/11 vs. DET** ... Registered three tackles and one pass defended on **9/18 at MIN** ... Notched two tackles and one QB pressure on **9/25 vs. ATL** ... Started on **10/23 at CHI** and tallied three tackles ...

2010: Started all 16 games for the first time in his career ... Led all DL and ranked seventh on the team with a career-high 60 tackles (40 solo) along with one sack ... Posted a career-high nine tackles on **11/28 at BAL** ... Dropped QB Drew Brees for his first sack of the season on **1/2 at NO** ...

2009: Appeared in 15 games as a rookie with one start ... Totaled 54 tackles (33 solo) and a career-high two sacks ... Recorded sacks on **9/20 at BUF** and **11/8 vs. GB**.

COLLEGE: Played in 49 games with 19 starts ... Career totals included 138 tackles, 25 tackles for loss, 10 sacks, 44 QB pressures, six passes defended, one forced fumble and one fumble recovery ... Started all 13 games at DT as a senior ... Earned Fiesta Bowl Defensive MVP honors in victory over Ohio State ... First-team All-Big 12 selection after logging 49 tackles, 11 tackles for loss, 5.5 sacks, 28 QB pressures, four passes defended and one fumble recovery ... Appeared in all 13 games as a junior and earned honorable-mention All-Big 12 honors ... Member of UT Athletic Director's Honor Roll ... Graduated with a degree in corporate communications.

PERSONAL: Born in Fort Lewis, Washington ... Attended Shoemaker High School (Killeen, Texas) ... Two-time all-state and three-time all-district performer at DT ... Named a captain in the 2005 U.S. Army All-American Bowl and recorded two sacks and three tackles ... Finished high school career with 264 tackles and 24 sacks ... Was a three-time academic all-district selection ... Father, Roy, previously served in the Army ... Cousin, Bryce Scanlon, was a defensive lineman at Utah ... Twitter handle is @I_RoyBot ... Full name: Roy Miller.

2013 GAME-BY-GAME STATISTICS

DATE	GAME	TKL	SOLO	ASST	ST	SACKS	FF	FR	PD	TFL	INT
09/08	vs. Kansas City	2	2	0	0	0.0	0	0	0	0	0
09/15	at Oakland	3	3	0	0	0.0	0	0	0	2	0
09/22	at Seattle	1	0	1	0	0.0	0	0	0	0	0
09/29	vs. Indianapolis	2	2	0	0	0.0	0	0	0	0	0
10/06	at St. Louis	1	1	0	0	0.0	0	0	0	0	0
10/13	at Denver	1	1	0	0	0.0	0	0	0	0	0
10/20	vs. San Diego	0	0	0	0	0.0	0	0	0	0	0
10/27	vs. San Francisco	2	2	0	0	0.0	0	0	0	0	0
BYE WEEK											
11/10	at Tennessee	2	0	2	0	0.0	0	0	0	0	0
11/17	vs. Arizona	3	3	0	0	0.0	0	0	0	2	0
11/24	at Houston	2	1	1	0	0.0	0	0	0	0	0
12/01	at Cleveland	3	2	1	0	0.0	0	0	0	0	0
12/05	vs. Houston	0	0	0	0	0.0	0	0	0	0	0
12/15	vs. Buffalo	3	3	0	0	0.0	0	0	0	0	0
12/22	vs. Tennessee	INACTIVE (shoulder)									
12/29	at Indianapolis	INJURED RESERVE									
2013 TOTALS		25	20	5	0	0.0	0	0	0	4	0


ROY MILLER REGULAR SEASON STATISTICS

YEAR	TEAM	GP/GS	TKL	SOLO	ASST	SACKS	FF	FR	INT	PD
2009	Tampa Bay	15/ 1	54	33	21	2.0	0	0	0	1
2010	Tampa Bay	16/16	60	40	20	1.0	0	0	0	0
2011	Tampa Bay	16/ 3	19	14	5	0.0	0	0	0	1
2012	Tampa Bay	15/14	23	15	8	0.0	0	0	0	1
2013	Jacksonville	14/14	25	20	5	0.0	0	0	0	0
NFL totals: 5 years		76/48	181	122	59	3.0	0	0	0	3

88

DANNY NOBLE

TIGHT END
6-5 248 LBS.
TOLEDO
BORN MARCH 30, 1989
ELYRIA, OHIO
ACQ: FREE AGENT 2013
EXP: 2ND YEAR



GAMES PLAYED/STARTED: 2012 (4/0), 2013 (8/1)
NFL TOTALS: 12 games, 1 start
JAGUARS TOTALS: 8 games, 1 start
TRANSACTIONS: Originally signed by Tampa Bay as a rookie free agent on 5/7/12 ... Waived on 8/31/12 ... Signed by Tampa Bay to practice squad on 9/1/12 ... Promoted to the active roster on 9/21/12 ... Waived on 9/21/13 ... Signed by Jacksonville to practice squad on 10/9/13 ... Promoted to the active roster on 11/4/13.

PRO: Second-year TE has spent time with Tampa Bay and Jacksonville ... Originally signed as an undrafted free agent by the Buccaneers in 2012 ... Has appeared in 12 career games and has two receptions for 63 yards and one TD ... Four-year letterman at Toledo ...

2013: Saw action in 12 games with one start ... Signed to the Jaguars practice squad on Oct. 9 and was promoted to the team's active roster on Nov. 4 ... **11/10 at TEN:** Made Jaguars debut and saw action at TE ... **11/17 vs. ARI:** Hooked up with Chad Henne for a 62-yard TD reception on the club's opening drive of the game, his first career reception. Marked the second-longest play from scrimmage during the season ... **11/24 at HOU:** Led the team with two special teams tackles ... **12/1 at CLE:** Started at TE as team opened in two-TE alignment, his first career start ... **12/29 at IND:** Had one reception for one yard in the season-finale ...

2012: Originally signed as a rookie free agent on May 7 and spent the entire season on the active roster ... Saw action in four games for the Buccaneers ... Made NFL debut on **9/9 vs. CAR** ...

COLLEGE: Four-year letterman from 2008-2011 at Toledo ... Appeared in 37 games and totaled 48 receptions for 555 yards and seven TDs ... As a senior, played in six games and caught four passes for 75 yards and two TDs ... As a junior, started all 13 games and finished with 18 receptions for 223 yards and five TDs ... As a sophomore, started 10 of 11 games and made 26 receptions for 257 yards and one TD ... Saw action in seven games as a freshman in 2008 ... Redshirted the 2007 season ... Majored in individualized studies.

PERSONAL: Attended Elyria High School (Ohio) where he was coached by Mark Solis ... Named Lorain-Medina County Defensive Player of the Year by the Cleveland Plain-Dealer ... First-team All Northeast Lakes District and Division I special mention All-State ... As a senior, totaled 26 receptions for 506 yards and nine TDs and added 67 tackles (17 for a loss) and 4.0 sacks ... Played in the North-South All-Star game ... Has two daughters, Alisa and Aleigha.

REGULAR SEASON CAREER STATISTICS

YEAR	TEAM	GP/GS	RECs	YDS	AVG.	LG	TD
2012	Tampa Bay	4/0	0	0	0	0	0
2013	Jacksonville	8/1	2	63	31.5	62t	1
NFL Totals: 2 years		12/1	2	63	31.5	62t	1

2013 GAME-BY-GAME STATISTICS

DATE	GAME	RECs	YDS	AVG.	LG	TD
10/13	at Denver	JAGUARS PRACTICE SQUAD				
10/20	vs. San Diego	JAGUARS PRACTICE SQUAD				
10/27	vs. San Francisco	JAGUARS PRACTICE SQUAD				
	BYE WEEK	JAGUARS PRACTICE SQUAD				
11/10	at Tennessee	0	0	0.0	0	0
11/17	vs. Arizona	1	62	62.0	62t	1
11/24	at Houston	0	0	0.0	0	0
12/01	at Cleveland	0	0	0.0	0	0
12/05	vs. Houston	0	0	0.0	0	0
12/15	vs. Buffalo	0	0	0.0	0	0
12/22	vs. Tennessee	0	0	0.0	0	0
12/29	at Indianapolis	1	1	1.0	1	0
2013 TOTALS		2	63	31.5	62t	1

Additional Statistics: Special teams tackles - 2 in 2013

64

DREW NOWAK

GUARD
6-3 300 LBS.
WESTERN MICHIGAN
BORN MARCH 7, 1990
GREEN BAY, WISCONSIN
ACQ. FREE AGENT 2012
EXP: 2ND YEAR



GAMES PLAYED/STARTED: 2012 (IR), 2013 (2/0)

NFL TOTALS: 2 games, 0 starts

POSTSEASON TOTALS: 0 games, 0 starts

TRANSACTIONS: Originally signed as an undrafted rookie on 5/4/12 ... Waived by Jacksonville on 9/30/13 ... Signed by Jacksonville to the practice squad on 9/1/13 ... Promoted to the 53-man active roster on 12/17/13.

PRO: Second-year pro has played in two career games ... Was originally signed as a rookie free agent in 2012 from Western Michigan ... Made transition from DT to the offensive line during training camp ... Suffered a foot injury during the preseason as a rookie and missed the entire season ... Four-year letterman at Western Michigan ...

2013: Saw his first NFL action, playing in two games ... Promoted to the active roster from Jacksonville's practice squad on **Dec. 17** ... **12/22 vs. TEN:** Made NFL debut and saw action as extra lineman and on special teams ... **12/29 at IND:** Saw action on special teams ...

2012: Was placed on injured reserve on Aug. 27 with a foot injury.

COLLEGE: Four-year letterman, playing in 47 games with 32 starts ... Career totals included 180 tackles (105 solo), 30.5 tackles for loss, 11 sacks, five forced fumbles, two fumble recoveries and four blocked kicks ... Earned Mid-American Conference Defensive Player of the Year honors as a senior ... Led MAC with 8.5 sacks and ranked second with 20 tackles for loss ... Totaled 91 tackles and two fumble recoveries in final season ... Majored in engineering.

PERSONAL: Attended De Pere High School and was ranked No. 8 in Wisconsin by Scout.com ... Served as team captain for two years and recorded 291 career tackles and 36 sacks ... Twitter handle is @DNNowak7092 ... Full name: Drew Nowak.

77

UCHE NWANERI

GUARD
6-3 310 LBS.
PURDUE
BORN MARCH 20, 1984
GARLAND, TEXAS
ACQ. 5TH ROUND OF 2007 DRAFT (149TH)
EXP: 7TH YEAR



GAMES PLAYED/STARTED: 2007 (9/1, 0/0), 2008 (16/15), 2009 (16/13), 2010 (16/16), 2011 (16/16), 2012 (15/15), 2013 (16/16)

NFL TOTALS: 104 games, 92 starts

POSTSEASON TOTALS: 0 games, 0 starts

TRANSACTIONS: Originally drafted in the fifth round (149th overall) of the 2007 draft.

PRO: Seventh-year pro has started 92 of 104 games (16 at LG, 76 at RG) since joining the club as a fifth-round pick in 2007 ... Has played in all 16 games in five of seven seasons ... Had streak of 60 straight starts snapped in 2012 as he missed the regular season finale with a concussion ... Can play both guard and center ... Blocked for RB Maurice Jones-Drew who made three straight Pro Bowls ... Moved into the starting lineup in 2008 and made 15 starts at LG, started 13 games at RG in 2009 and all 16 games at RG in 2010 and 2011 ... Played in nine games with one start as a rookie ... Regarded as one of the sleepers of the 2007 draft ... Joined LB Akin Ayodele (2002) as only two players drafted from Purdue by the Jaguars ...

2013: Started all 16 games and did not miss a snap, joining Brad Meester as the only players to accomplish the feat ... One of five players overall to start all 16 games ... **10/27 vs. SF:** Part of an offensive line that did not allow a sack for the first time in a span of 51 games ... **11/24 at HOU:** Started at RG and helped club rush for 118 yards ... **12/5 vs. HOU:** Part of OL that helped club rush for 149 yards ... **12/15 vs. BUF:** Helped pave the way for a season-high 159 rushing yards ...

2012: Started 15 games at RG ... Was inactive (head) for the season-finale ... Started at RG in season-opener on **9/9 at MIN** and missed three snaps with an ankle injury ... Sat out a series on **10/21 at OAK** with a leg injury but returned to the game ... Left the game in the second quarter on **12/23 vs. NE** with a head injury and did not return ...

2011: Started all 16 games at RG for the second consecutive season ... Marked fourth time in five seasons he played in every game ... Started all 16 games at RG for the third consecutive season and set franchise record for career games played (177) ... Blocked for NFL rushing leader Maurice Jones-Drew who earned his third consecutive trip to the Pro Bowl ... Jaguars ranked 12th in the NFL in rushing with 123.1 yards per game ... Part of an offensive line that helped club produce 14 100-yard rushing games ... Paved the way for 163 rushing yards in season-opener on **9/11 vs. TEN** ... Set a franchise-record by playing in his 172nd career game on **11/27 vs. HOU**, surpassing Jimmy Smith (171) ... Part of offense that produced a season-high 325 yards on **12/11 vs. TB** ... Helped Jones-Drew rush for a season-high 169 yards on **1/1 vs. IND** ...

2010: Started all 16 games at RG for the first time in his career ... Paved the way for a ground attack that ranked third in the NFL with 149.7 rushing yards per game, the second-highest average in franchise history ... Offense set a franchise-record with four 200-yard rushing games including a record three straight ... Helped Maurice Jones-Drew earn second consecutive trip to the Pro Bowl ... Protected David Garrard who set a single-season franchise record with 23 TD passes ... Part of OL that helped offense rush for 216 yards on **10/10 at BUF** ... Offense totaled a season-high 491 yards of offense on **11/14 vs. HOU**, the fourth-most in team history ... Paved way for 258 rushing yards on a franchise-record 53 carries on **12/5 at TEN**, the second-most rushing yards in franchise history ... On **12/12 vs. OAK**, he helped offense produce two 100-yard rushers (Rashad Jennings, 109; Maurice Jones-Drew, 101) for only the third time in franchise history ...

2009: Played in all 16 games for the second consecutive season with 13 starts at RG ... Saw limited action on **9/13 at IND** and **9/20 vs. ARI** ... **9/27 at HOU:** Saw extensive action at RG after Maurice Williams moved to RT to replaced injured Eben Britton ... **10/4 vs. TEN:** Made first start of the season at RG and helped team to 442 yards of offense including 323 passing yards by David Garrard, the third-most of his career ... **10/18 vs. STL:** Started at RG and helped offense to season-high 492 yards, the fourth-most in team history ... **11/1 at TEN:** Paved the way for season-high 217 rushing yards on 16 carries (13.6 avg.), the highest average per rush in the NFL since the 1970 merger ... **11/8 vs. KC:** Offense produced 426 total yards including 173 on the ground ...

2008: Started 15 of 16 games and did not miss a snap in the last 14 games ... Moved into starting role at LG after season-ending injury to Vince Manuwai on opening day ... **9/7 at TEN:** Replaced RG Maurice Williams who

left the game after the first series with a biceps injury. Moved to LG when Manuwai was injured. Injured knee in the first quarter but returned to finish the game at LG ... **9/21 at IND:** Started at LG and played the entire game. Helped the Jaguars rush for season-high 236 yards and part of an offensive line that did not allow a sack ...

2007: Appeared in nine games with one start ... Saw extensive action on special teams ... Was inactive for both postseason games ... Saw action on special teams in first four games ... Was inactive for seven games ... **12/30 at HOU:** Made first career start at LG in place of rested starter Vince Manuwai in regular season finale.


COLLEGE: Played in 29 games at Purdue at LG ... Offense ranked among nation's best in total offense during career ... Started all 14 games at LG as a senior and helped team rank 13th in the nation in total offense, averaging 415.7 yards per game ... Suspended for the entire 2005 season and enrolled at Ivy Tech Community College in Indianapolis before re-enrolling at Purdue ... Started all 12 games at LG in 2004 and produced 44 knockdowns as part of an offensive line that helped the team rank fourth in the nation in passing offense at 321.2 yards per game ... Appeared in three games as a redshirt freshman ... Started career at DT before making the switch to the offensive line ... Majored in law and society.

PERSONAL: Married (Michele) ... Resides in Garland, Texas. ... Was born in Dallas ... Parents are of Nigerian descent ... Attended Naaman Forest (Garland, Texas) High ... Rated the 48th-best DT in the nation by Student Sports Magazine as a senior ... Recorded 57 tackles, three sacks and two fumble recoveries as a senior ... Played in the Coca-Cola Classic All-Star Game ... Also participated in track ... Cousin, Ike Diogu, plays in the NBA ... Has nine tattoos and opened a tattoo parlor, Inkaholiks, in 2011 in Atlanta ... Held monthly event, "Gaming 4 The Cause," at Sneakers Sports Grille during the 2009 and 2010 seasons to benefit the daniel home ... Served food to the homeless in 2009 at Clara White Mission ... Participated in fundraiser as a celebrity bowler for Big Brothers & Big Sisters of Northeast Florida ... Makes numerous school visits each year ... Supported Shop with a Jock event at Wal-Mart in December of 2008 for more than 50 children from the Bridge of Northeast Florida and the MaliVai Washington Kids Foundation ... Visited Mandarin Middle School in 2009 to reward students for their work in the Super Bowl of Caring Program ... Teamed up with Activision Publishing and Pro vs. GI Joe in an online video game showdown in December of 2009 with military troops stationed across the world from the Touchdown Club at EverBank Field ... Supports and attends team sponsored events including Operation Blessing and Jaguars Sponsor Golf Tournament ... Participated in the 2011 Heal Zoo Walk to raise money for autism programs in Northeast Florida ... Full name: Uchechukwu Nwaneri ... Twitter handle is @Chukwu77 ... Name pronounced: 00-chay wah-NEHR-ee.

67

AUSTIN PASZTOR

GUARD
6-7 308 LBS.
VIRGINIA
BORN NOVEMBER 26, 1990
TILLSONBURG, ONTARIO
ACQ. FREE AGENT 2013
EXP: 1ST YEAR



GAMES PLAYED/STARTED: 2012 (3/3), 2013 (15/12)

NFL TOTALS: 18 games, 15 starts

POSTSEASON TOTALS: 0 games, 0 starts

TRANSACTIONS: Originally signed by Minnesota as an undrafted free agent on 5/4/12 ... Waived on 8/31/12 ... Signed by Jacksonville to practice squad on 9/17/12 ... Signed to 53-man roster on 12/14/12.

PRO: First-year guard has ability to play G and OT, starting 12 games at RT in second season... Has played in 18 games with 15 starts (3 at LG, 12 at RT) ... Started three games at LG as a rookie in 2012 after spending majority of the season on Jaguars' practice squad ... Was selected fourth overall by the Edmonton Eskimos in 2012 CFL Draft but opted to sign with Minnesota as a rookie free agent ... Four-year starter at Virginia ...

2013: Played in a career-high 15 games with 12 starts at RT ... Was inactive on **9/29 vs. IND** ... **10/6 at STL:** Started at RT, his first start of the season and first career start at RT ... **10/27 vs. SF:** Started at RT and part of an offensive line that did not allow a sack for the first time in a span of 51 games ... **12/15 vs. BUF:** Started at RT and paved the way for a season-high 159 rushing yards ...

2012: Started three games at LG as a rookie ... Spent preseason with Minnesota before being waived on final cuts ... Spent 12 weeks on Jaguars practice squad before he was signed to 53-man roster on Dec. 14 ... Made first NFL start on **12/16 at MIA** and played every snap at LG ... Started and played every snap at LG on **12/23 vs. NE** and **12/30 at TEN** ...


COLLEGE: Four-year starter ... Started all 13 games as a senior and earned second-team Associated Press All-America honors and was first-team All-ACC selection ... Named the ACC Offensive Lineman of the Week following the Maryland game ... One of seven players to start all 12 games as a junior ... Appeared on 922 total plays ... Helped anchor an offensive line that allowed only two sacks over a 22-quarter period ... Part of an offensive line that boasted the ACC's fourth-ranked pass offense ... Selected by the UVA coaches as the team's offensive player of the week following the VMI and Boston College games ... Started all 12 games as a sophomore and saw time on 787 offensive plays ... Appeared in every game on special teams ... Broke into the starting lineup as a true freshman, starting the final eight games at LG ... Helped team lead the ACC in fewest sacks allowed (16) ... Did not turn 18 until the week of the regular season ... Became first true freshman to play on the UVA offensive line since Branden Albert in 2005.

PERSONAL: Born in Tillsonburg, Ontario ... Moved south as a senior to play at Fork Union Military Academy ... Named to the Junior Ontario Varsity Football League all-star team in his final season in Canada ... Also named the athlete of the year at his school ... Full name: Austin William Pasztor.

51

PAUL POSLUSZNY

LINEBACKER
6-2 242 LBS.
PENN STATE
BORN OCTOBER 10, 1984
ALTIQUIPPA, PENNSYLVANIA
ACQ. UNRESTRICTED FREE AGENT (BUFFALO) 2011
EXP: 7TH YEAR



GAMES PLAYED/STARTED: 2007 (3/3), 2008 (16/16), 2009 (12/12), 2010 (14/14), 2011 (16/16), 2012 (16/16), 2013 (15/15)

NFL TOTALS: 92 games, 92 starts

JAGUARS TOTALS: 47 games, 47 starts

POSTSEASON TOTALS: 0 games, 0 starts

TRANSACTIONS: Originally drafted by Buffalo in the second round (34th overall) of the 2007 draft ... Signed by Jacksonville as an unrestricted free agent on 7/29/11.

PRO: Seventh-year LB completed his third season with the Jaguars by going to the Pro Bowl for the first time in his career ... Has started 92 games since he was a second-round pick of the Buffalo Bills in 2007 ... Career totals include 994 tackles (702 solo), 11 INTs, 9.5 sacks, eight forced fumbles, two fumble recoveries and 29 passes defended ... Has six straight seasons with 100-plus tackles including a career-high and single-season franchise record 231 stops in 2012 ... Owns two of the four highest tackle totals in Jaguars history as he compiled 192 tackles in 2011, the fourth-most for a season ... Posted double-digit tackles in 36 of 47 games with the Jaguars including 15 of 16 games in 2012 ... Has missed only one game in his three seasons with the Jaguars ... Led Bills in tackles his final two seasons including a then career-high 140 in 2010 ... Had then career-best three INTs in 2009 ... Missed 13 games as a rookie with forearm injury ... Was first Bills rookie to start the season-opener since 1987 ... Was first player ever to record 100-plus tackles three times in a college career ... Two-time winner of Bednarik Award for best defensive player in the nation ...

2013: Replaced injured NaVarro Bowman on the Pro Bowl roster ... Started 15 games at LB and led the Jaguars for the third consecutive season with 161 tackles (121 solo) and tied for team-lead with two INTs ... The 161 tackles ranked second in the NFL ... Added a career-high three sacks and 10 passes defended along with six tackles for loss, two forced fumbles, one fumble recovery and seven QB pressures ... Played on 1,038 snaps, the second-most on the team ... **9/15 at OAK:** Posted nine tackles, one sack, one QB hit and one pass defended. Sacked Terrelle Pryor in the fourth quarter ... **9/22 at SEA:** Registered a game-high 12 tackles (five solo) along with an INT, one tackle for loss and one pass defended. Intercepted Russell Wilson in the third quarter to set up a Jaguars TD ... **10/13 at DEN:** Intercepted Peyton Manning with 36 seconds remaining in the first half and returned it 59 yards for his first career TD. Marked the fourth-longest return in team history and longest by a LB. Totaled seven solo tackles and one pass defended ... Totaled a season-high 14 tackles (13 solo) on **10/20 vs. SD** and a team-high 12 tackles (10 solo) on **10/27 vs. SF** ... **11/10 at TEN:** Forced a fumble of RB Chris Johnson on the first play from scrimmage and recovered it to set up a Jaguars TD ... **11/17 vs. ARI:** Inactive (concussion). Marked first missed game as a Jaguar ... **11/24 at HOU:** Returned to the lineup and posted a game-high 14 tackles (11 solo) along with two tackles for loss, one QB hit and one pass defended ... **12/1 at CLE:** Paced team with 11 tackles (7 solo), two tackles for loss, a half sack, one QB hit and one pass defended. Split a sack with Jason Babin in the third quarter ... **12/5 vs. HOU:** Posted double-digit tackles for the third straight game, finishing with a team-high 13 stops (10 solo) along with one tackle for loss and one QB hit ... **12/15 vs. BUF:** Led team with 13 tackles (nine solo) including a sack of E.J. Manuel in the first quarter. Set single-season career-high for sacks (2.5) ... **12/22 vs. TEN:** Tallied a game-high 13 tackles (10 solo), his fifth straight game with double-digit tackles. Split a sack of Ryan Fitzpatrick with DT Abery Jones in the first quarter ...

2012: Started all 16 games for the second consecutive season and third time overall ... Led team with a single-season franchise record 231 tackles, surpassing the previous mark of 230 set by Hardy Nickerson in 2001 ... Matched his career-high two sacks and three INTs ... Added two forced fumbles and four passes defended ... Had double-digit tackles in 15 of 16 games ... **9/9 at MIN:** Registered 16 tackles (10 solo) with one tackle for loss ... **9/16 vs. HOU:** Logged 17 tackles (10 solo) with one tackle for loss ... **9/23 at IND:** Intercepted an Andrew Luck pass in the third quarter and returned it 13 yards before a lateral to Dawan Landry added nine yards ... Led team with 17 tackles (12 solo) on **11/4 vs. DET** and 15 tackles on **11/8 vs. IND** ... **11/18 at HOU:** Forced an Arian Foster fumble in the third quarter. Intercepted Matt Schaub in the fourth quarter. Finished with a team-high 18 tackles ... **11/25 vs. TEN:** Caused a Chris Johnson fumble in the fourth quarter ... **12/2 at BUF:** Intercepted Ryan Fitzpatrick in the second quarter. Made a team-high 13 tackles (five solo) with two QB pressures ... **12/9 vs. NYJ:** Totaled a team-high 17 tackles (10 solo) ... **12/16 at MIA:** Registered a team-high 21 tackles (15 solo), tied for the fifth-most in franchise history ... **12/23 vs. NE:** Had 11 tackles (eight solo) with two QB pressures. Missed snaps with cramping in the third and fourth quarter ... **12/30 at TEN:** Totaled 13 tackles (nine solo) with a career-high two sacks, two tackles for loss and one pass defended ...

2011: Started all 16 games at MLB in his first season with the Jaguars ... Led club with 192 tackles (132 solo) and ranked second with nine tackles for loss ... The 192 tackles ranked as second-most in franchise history and marked his fourth straight season with 100-plus tackles ... Tied for the team-lead with two INTs ... Added seven QB pressures, one forced fumble, two passes defended and two sacks ... Played major role on defense that ranked sixth in the NFL (313.0-yard average), the highest ranking for the club since 2006 (2nd) ... Recorded double-digit tackles in 11 of 16 games ... **9/11 vs. TEN:** Did not miss a snap and had four tackles and one pass defended in his Jaguars debut ... **9/18 at NYJ:** Led team with 14 tackles ... **9/25 at CAR:** Totaled 12 tackles and one tackle for loss ... **10/2 vs. NO:** Posted a team-high 16 tackles (13 solo) along with one sack, one tackle for loss and one pass defended ... **10/9 vs. CIN:** Tallied a team-high 15 tackles while not missing a snap ... **10/16 at PIT:** Returned to home state and registered a career-high 19 tackles and one tackle for loss ... **10/30 at HOU:** Paced team with 15 tackles (eight solo), one tackle for loss and one QB pressure ... **11/13 at IND:** Intercepted QB Curtis Painter in the fourth quarter and split a sack with John Chick of Painter in the second quarter. Totaled 11 tackles (eight solo) and one tackle for loss ... **11/20 at CLE:** Split a sack with Matt Roth in the third quarter. Led team with 13 tackles (six solo) ... **11/27 vs. HOU:** Forced a fumble by RB Arian Foster in the first quarter that was scooped up by Ashton Youboty and returned 38 yards for a TD. Finished with a team-high 14 tackles (eight solo) and two tackles for loss ... **12/11 vs. TB:** Intercepted Josh Freeman in the third quarter. Paced team with 12 tackles ... **1/1 vs. IND:** Compiled six tackles before leaving game with a shoulder injury ...

2010: Started 13 games at MLB ... Led team with career-high 140 tackles (95 solo) along with a career-high two sacks, five QB pressures and three passes defended ... Had eight double-digit tackle games ... Opened season with eight tackles, one tackle for loss and second career sack on **9/12 vs. MIA** ... Was inactive on **9/19 at GB** and **9/26 at NE** ... Returned to the lineup on **10/3 vs. NYJ** and collected 12 tackles ... Led team with 13 tackles on **10/10 vs. JAX** ... Registered a career-high 18 tackles along with one QB hit and one pass defended on **10/31 at KC** ... Paced team with 15 tackles including two tackles for loss and a sack on **12/5 at MIN** ... DNP on **1/2 at NYJ** ...

2009: Started 12 games at MLB ... Voted team captain ... Totaled 115 tackles (92 solo), one sack, three INTs, four passes defended and three forced fumbles ... Tied for second among NFL LBs with three INTs and was first Bills LB with three INTs in a season since 2006 ... Had six tackles in the first half on **9/14 at NE** before leaving game in second quarter with an arm injury ... Inactive for next four games ... Returned to starting lineup on **10/18 at NYJ** and recorded nine tackles, one tackle for loss, one QB hit and an INT. Intercepted Mark Sanchez in overtime which led to the game-winning FG ... Forced a fumble and accumulated nine tackles on **11/1 vs. HOU** ... Recorded first career sack which included a forced fumble on **12/3 vs. NYJ** ... Recorded an INT on **12/3 at KC** ... Tied for a team-high with nine tackles on **12/20 vs. NE** and had an INT in the 1st quarter. Became first Bills LB to post INTs in consecutive games since Bryce Paup in 1995 ...

2008: Started all 16 games ... Led team with 129 tackles (90 solo) ... Added four QB pressures, one INT, seven passes defended, one forced fumble and one fumble recovery ... Opened season on **9/7 vs. SEA** and had seven tackles ... Recovered first career fumble on **9/14 vs. OAK** ... Led the team in tackles with 12 on **9/28 at STL** ... Got first career forced fumble on **10/26 at MIA** ... Established a career-high with 13 tackles on **11/2 vs. NYJ** and registered first career INT on **12/14 at NYJ** ...

2007: Started three games as a rookie before suffering a season-ending forearm injury in week three ... Became first Bills rookie MLB to start the season-opener since Shane Conlan in 1987 ... Started first career game on **9/9 vs. DEN** and tied for team lead with 11 tackles ... Led team in tackles with 12 on **9/16 at PIT** ... Totaled three tackles on **9/23 at NE** before leaving game with an arm injury.

COLLEGE: Finished career with a school-record 372 tackles ... Started 37 of 44 games ... First player ever to record 100-plus tackles three times in a college career ... Two-time winner of the Bednarik Award for best defensive player in the nation, joining Pat Fitzgerald of Northwestern as the only players to win the award twice ... Won Dick Butkus Award for nation's top LB as a junior ... Served as first junior co-captain at Penn State since 1968 ... Called "best linebacker to ever play at Penn State" by Hall of Fame LB and PSU alum Jack Ham ... Suffered knee injury in Orange Bowl as a junior but returned to lead team with 116 tackles as a senior ... Selected as first-team All-America by the Associated Press, Walter Camp, and the NFL Draft Report ... ESPN Academic All-America for Division I football ... Led team with 116 tackles as a junior and helped lead Penn State to Big Ten Conference and Orange Bowl title as a junior ... Became only seventh player in school history to earn first-team All-America and Academic All-America honors in the same season ... Became first Big Ten student-athlete selected Football Player of the Week for three consecutive weeks ... Academic All-America selection after earning a 3.66 GPA ... Totaled 104 tackles in 2004 and became first sophomore since 1992 to lead team in tackles ... Also tied for team lead with three sacks ... Changed number to 31 during season to honor former Penn State LB Shane Conlan ... Earned Academic All-District and Academic All-Big Ten honors ... Named to the Sporting News Big Ten Conference All-Freshman team ... Named to Dean's List five out of first six semesters ... Graduated in three and a half years with a degree in finance.

PERSONAL: Married (Elizabeth Johnson)... Attended Hopewell High (Pa.) where he lettered in football, basketball and baseball ... Led team to WPIAL and Pennsylvania Class AAA championships as a senior ... Served as team captain ... Totaled 88 tackles and six sacks at LB and set school records with 1,575 rushing yards and 15 TDs as RB ... Named Pittsburgh Post-Gazette, Pittsburgh Tribune-Review and Pittsburgh Athletic Association Player of the Year as senior ... Graduated 17th in his class of 220 with a 3.8 GPA ... Went on a 10-day trip to Iraq to visit military troops in January 2008 ... Brother, Stan, played baseball at West Virginia ... Younger brother, David, played football at Notre Dame ... Interned at UBS Financial Services in Pittsburgh during 2010 offseason ... Full name: Paul Michael Posluszny, pronounced puz-LUZ-nee.

2013 GAME-BY-GAME STATISTICS

DATE	GAME	TKL	SOLO	ASST	ST	SACKS	FF	FR	PD	TFL	INT
09/08	vs. Kansas City	10	10	0	0	0.0	0	0	0	0	0
09/15	at Oakland	9	4	5	0	1.0	0	0	1	0	0
09/22	at Seattle	12	5	7	0	0.0	0	0	1	1	1
09/29	vs. Indianapolis	9	8	1	0	0.0	0	0	1	0	0
10/06	at St. Louis	7	6	1	0	0.0	0	0	3	0	0
10/13	at Denver	7	7	0	0	0.0	0	0	1	0	1
10/20	vs. San Diego	14	13	1	0	0.0	0	0	0	0	0
10/27	vs. San Francisco	12	10	2	0	0.0	0	0	0	0	0
BYE WEEK											
11/10	at Tennessee	8	5	3	0	0.0	1	1	0	0	0
11/17	vs. Arizona	Inactive (concussion)									
11/24	at Houston	14	11	3	0	0.0	0	0	1	2	0
12/01	at Cleveland	11	7	4	0	0.5	0	0	1	2	0
12/05	vs. Houston	13	10	3	0	0.0	0	0	0	1	0
12/15	vs. Buffalo	13	9	4	0	1.0	0	0	0	0	0
12/22	vs. Tennessee	13	10	3	0	0.5	0	0	0	0	0
12/29	at Indianapolis	9	6	3	0	0.0	0	0	0	0	0
2013 TOTALS		161	121	40	0	3.0	1	1	9	6	2

POSLUSZNY'S REGULAR SEASON STATISTICS

TACKLES	GP/GS	TKL	SOLO	ASST	ST	SACKS	FF	FR	PD
2007 Buffalo	3/3	26	20	6	1	0.0	0	0	0
2008 Buffalo	16/16	129	90	39	0	0.0	1	1	7
2009 Buffalo	12/12	115	92	23	0	1.0	3	0	4
2010 Buffalo	14/14	140	95	45	0	2.0	0	0	3
2011 Jacksonville	16/16	*192	*132	*60	0	2.0	1	0	2
2012 Jacksonville	16/16	*231	*152	79	0	2.0	2	0	4
2013 Jacksonville	15/15	*161	121	40	0	3.0	1	1	9
NFL totals: 7 years	92/92	994	702	292	1	10.0	8	2	29

* Team Leader

INTERCEPTIONS	GP/GS	NO	YDS	AVG	LG	TD
2007 Buffalo	3/3	0	0	0.0	0	0
2008 Buffalo	16/16	1	9	9.0	9	0
2009 Buffalo	12/12	3	20	6.7	17	0
2010 Buffalo	14/14	0	0	0.0	0	0
2011 Jacksonville	16/16	2	2	1.0	2	0
2012 Jacksonville	16/16	3	20	6.7	13	0
2013 Jacksonville	15/15	2	69	34.5	59t	1
NFL totals: 7 years	92/92	11	120	10.9	59t	1

42

CHRIS PROSINSKI

SAFETY

6-1 208 LBS.

WYOMING

BORN APRIL 28, 1987

BUFFALO, WYOMING

ACQ. 4TH ROUND OF 2011 DRAFT (121ST)

EXP: 3RD YEAR

GAMES PLAYED/STARTED: 2011 (13/1), 2012 (16/7), 2013 (16/1)
NFL TOTALS: 45 games, 9 starts
POSTSEASON TOTALS: 0 games, 0 starts
TRANSACTIONS: Originally drafted in the fourth round (121st overall) of the 2011 draft.

PRO: Third-year pro has ability to play both safety positions ... Has played in 45 games with nine starts since being selected in the fourth round of the 2011 draft ... Career totals include 91 tackles (56 solo), six passes defended and one tackle for loss ... Added 25 special teams tackles and a blocked punt ... Started a career-high seven games in 2012 and registered 66 tackles and first career INT ... Saw action in 13 games as a rookie and had 10 special teams tackles ... Missed the final three games with a thumb injury ... First player drafted by the Jaguars from Wyoming ... Selected with pick obtained from New Orleans for Jaguars' 2010 5th-round pick ... Three-year starter at Wyoming including last 37 games at free safety ... Ranked fourth in school history with 373 tackles and led his team in final two seasons ... Was state champion in long jump, 110 hurdles and 100 meter dash in high school ...

2013: Appeared in all 16 games for the second consecutive season and made one start ... Led team with nine special teams tackles ... Added seven tackles (five solo) and two passes defended ... **10/6 at STL:** Saw action on special teams and deflected a Johnny Hekker punt in the third quarter. Added one special teams tackle ... **10/13 at DEN:** Totaled one special teams tackle and one pass defended ... **12/1 at CLE:** Totaled one pass defended and one special teams tackle ... **12/5 vs. HOU:** Had one special teams tackle. Did not play in the second half after suffering a concussion ... **12/15 vs. BUF:** Made first start of the season at SS and totaled four tackles (three solo) and added one special teams tackle ...

2012: Appeared in 16 games with seven starts ... Totaled a career-best 66 tackles (44 solo) along with four passes defended, one tackle for loss and six special teams tackles ... Tied for the team-lead with three special teams tackles in the season-opener on **9/9 at MIN** ... Had two special teams tackles on **9/23 at IND** and played 15 snaps at safety ... Did not miss a snap at safety on **10/21 at OAK** and tallied five tackles and one pass defended ... Started at FS on **10/28 at GB** and made four solo tackles ... Posted seven tackles in start on **11/8 vs. IND** and 10 tackles on **11/18 at HOU** ... Registered a season-high 11 tackles on **12/23 vs. NE** and intercepted Tom Brady on the opening series for his first career INT ...

2011: Appeared in 13 games as a rookie and made one start at safety ... Posted 19 tackles (seven solo) and had 10 special teams tackles ... Made NFL debut on **9/11 vs. TEN** ... Recorded two tackles on **9/25 at CAR**, **10/2 vs. NO** and **10/16 at PIT** ... Had two special teams tackles on **11/13 at IND** and one tackle on defense ... Led team with a career-high three special teams tackles on **11/27 vs. HOU** ... Saw extensive action at safety on **12/5 vs. SD** after Dwight Lowery left with an injury and recorded three tackles ... Earned first career start on **12/11 at TB** and finished with four solo tackles. Injured his thumb and was placed on injured reserve on Dec. 12.

COLLEGE: Three-year starter ... Career totals include 373 tackles (197 solo), 21 passes defended and five INTs ... Played in the Texas vs. Nation All-Star Game ... Ranked fourth in school history in tackles ... Led team in tackles his final two seasons ... Two-time All-Mountain West Conference (MWC) selection ... Second team All-MWC selection as a senior ... Team captain ... Led team for the second consecutive season in tackles, finishing with 108 (66 solo) ... Added two INTs, two forced fumbles and five passes defended ... Received Coach Paul Roach Team MVP Award ... Was one of two players to be honored by the Wyoming chapter of the National Football Foundation as its UW Scholar-Athletes ... Started all 13 games as a junior ... Second-team All-MWC selection and earned Academic All-Conference honors ... Totaled team-high 140 tackles (71 solo), 3.5 tackles for loss, six passes defended, two forced fumbles and one fumble recovery ... Had double-digit tackles in eight consecutive games to close out the season ... Started all 12 games in first season as a starter as a sophomore ... Finished with 88 tackles and three INTs ... Academic All-Conference honoree ... Led team with 12 passes defended which ranked fourth in the conference ... Tied for team lead in INTs ... Played in all 12 games as a redshirt freshman ... Credited with 37 tackles and one pass defended ... Graduated in May, 2010 with a degree in business administration.

PERSONAL: Resides in Buffalo, Wyo. ... Attended Buffalo High School in Wyoming where he starred at QB and returner ... Led school to back-to-back Wyoming 4-A state titles ... Named Offensive Player of the Year in state of

Wyoming by the Casper Star-Tribune following his senior year ... Was two-time all-state selection ... Excelled in basketball and helped team post a 23-2 record as a senior ... Earned All-State honors in his final two seasons ... Also lettered in track and field where he won the state championship in the long jump as a junior and captured three individual state championships in the long jump, 110 hurdles and 100 meter dash as a senior ... Set school records in the long jump, 110 hurdles, 300 hurdles and 4x400 relay ... Achieved a perfect 4.00 GPA in high school ... Was one of only five former high school football student-athletes in the nation to be named National Football Foundation (NFF) National High School Scholar-Athlete. More than 2,500 are honored annually by the 120 NFF chapters across the country and only five receive the award ... Trained in Orlando with Tom Shaw prior to the NFL Draft ... Father, Paul, was high school basketball coach for 30 years and also coached track ... Full name: Chris Prosinski.

PROSINSKI REGULAR SEASON STATISTICS

TACKLES	GP/GS	TKL	SOLO	ASST	ST	SACKS	FF	FR	PD	INT	TYFL
2011 Jacksonville	13/1	18	7	11	10	0.0	0	0	0	0	0
2012 Jacksonville	16/7	66	44	22	6	0.0	0	0	4	1	1
2013 Jacksonville	16/1	7	5	2	9	0.0	0	0	2	0	0
NFL Totals: 3 years	45/9	91	56	35	19	0.0	0	0	6	1	1

Additional Statistics: Special Teams Tackles: 10 in 2011; 6 in 2012; 9 in 2013; 25 total

2013 GAME-BY-GAME STATISTICS

DATE	GAME	TKL	SOLO	ASST	SACKS	FF	FR	INT	PD
09/08	vs. Kansas City	0	0	0	0.0	0	0	0	0
09/15	at Oakland	0	0	0	0.0	0	0	0	0
09/22	at Seattle	1	0	1	0.0	0	0	0	0
09/29	vs. Indianapolis	1	1	0	0.0	0	0	0	0
10/06	at St. Louis	0	0	0	0.0	0	0	0	0
10/13	at Denver	0	0	0	0.0	0	0	0	1
10/20	vs. San Diego	0	0	0	0.0	0	0	0	0
10/27	vs. San Francisco	1	1	0	0.0	0	0	0	0
	BYE WEEK								
11/10	at Tennessee	0	0	0	0.0	0	0	0	0
11/17	vs. Arizona	0	0	0	0.0	0	0	0	0
11/24	at Houston	0	0	0	0.0	0	0	0	0
12/01	at Cleveland	0	0	0	0.0	0	0	0	1
12/05	vs. Houston	0	0	0	0.0	0	0	0	0
12/15	vs. Buffalo	4	3	1	0.0	0	0	0	0
12/22	vs. Tennessee	0	0	0	0.0	0	0	0	0
12/29	at Indianapolis	0	0	0	0.0	0	0	0	0
2013 TOTALS		7	5	2	0.0	0	0	0	1

ADDITIONAL STATISTICS: Special teams tackles 9 in 2013

65

WILL RACKLEY

GUARD / CENTER

6-3 310 LBS.

LEHIGH

BORN OCTOBER 11, 1989

RIVERDALE, GEORGIA

ACQ. 3RD ROUND OF 2011 DRAFT (76TH)

EXP: 3RD YEAR

56

LARROY REYNOLDS

LINEBACKER

6-1 243 LBS.

VIRGINIA

BORN NOVEMBER 3, 1990

NORFOLK, VIRGINIA

ACQ. ROOKIE FREE AGENT 2013

GAMES PLAYED/STARTED: 2011 (15/14), 2012 (IR), 2013 (11/11)
NFL TOTALS: 26 games, 25 starts
POSTSEASON TOTALS: 0 games, 0 starts
TRANSACTIONS: Originally drafted in the third round (76th overall) of the 2011 draft.

PRO: 2011 third-round pick has played in 26 games with 25 starts including a career-high 14 starts at LG as a rookie ... Missed the entire 2012 season after suffering an ankle injury in the preseason ... First player drafted by the Jaguars from a Patriot League school ... Highest drafted Lehigh player since 1974 and the first player to be drafted since 1995 ... Selected with pick obtained from San Francisco for 3rd and 6th-round picks (80, 182) ... Four-year starter at Lehigh ... Starred in East-West Shrine Game ... Began collegiate career at guard before making move to tackle ...

2013: Started 11 games at LG ... Missed last three games with a concussion ... **9/8 vs. KC:** Started at LG, his first action since 2011. Left game in the fourth quarter with a knee injury and did not return ... **9/15 at OAK:** Started at LG and did not miss a snap ... **10/27 vs. SF:** Started at left guard and left game in the second quarter with a head injury and did not return ... Was inactive (concussion) on **11/10 at TEN** and **11/17 vs. ARI** ... **11/24 at HOU:** Started at LG after missing two straight games ... **12/5 vs. HOU:** Started at LG and part of OL that helped club rush for 149 yards on 28 carries ... Was inactive (concussion) on **12/15 vs. BUF** and was placed on injured reserve on Dec. 17 with a concussion ...

2012: Was placed on injured reserve on Aug. 31 with an ankle injury suffered in the preseason ...

2011: Started 14 of 15 games as a rookie at LG ... Joined QB Blaine Gabbert (14 starts) as only rookies among Jaguars to make at least 14 starts ... Paved the way for NFL rushing leader Maurice Jones-Drew who set a single-season franchise record with 1,606 rushing yards ... Part of an offensive line that helped club produce 14 100-yard rushing games ... Started at LG in NFL debut on **9/11 vs. TEN** as team finished with season-high 163 rushing yards ... Dressed but did not play on **9/25 at CAR** and saw action as a reserve on **10/9 vs. CIN** ... Helped Jones-Drew rush for a season-high 169 yards on **1/1 vs. IND**.

COLLEGE: Four-year starter ... Three-time All-Patriot League selection ... Began career as a guard before making move to tackle for final three seasons ... Started 45 of 46 games and ended career with 40 straight starts with 35 at LT and 10 at RG ... Started all 13 games at LT as a senior and led team to Patriot League championship ... Served as team captain ... First-team All-America selection by The NFL Draft Report, College Sporting News and Associated Press ... Was first Lehigh player to receive consensus All-America honors since 2004 ... Earned first-team All-Patriot League for third consecutive season ... Registered 88 knockdowns and 12 touchdown-resulting blocks ... Started all 11 games at LT as junior ... Third-team AP All-America selection ... First-team All-Patriot League choice ... Member of Patriot League Academic Honor Roll ... Moved to LT as a sophomore and started all 11 games ... Entered camp at 295 pounds and bulked up after move from G to OT ... First-team All-Patriot League selection ... Started 11 games at RG as a true freshman ... Was first true freshman to start in 20 seasons at school ... Played at 270 pounds ... Graduated with a degree in product design.

PERSONAL: Single ... Resides in Jacksonville, Fla. ... Grew up in Fayetteville, North Carolina where he played RB as a child ... Attended Riverdale (Ga.) ... High School ... Was first-team All-Area offensive lineman and second-team All-Area defensive tackle ... Served as team captain ... Tulane was only school to offer college scholarship. Spent time at IMG Academies in Florida working out prior to NFL Scouting Combine ... Born in Athens, Greece ... Father was in military ... Twitter handle is @WillRackley ... Full name: William Rackley III.

GAMES PLAYED/STARTED: 2013 (12/0)
NFL TOTALS: 12 games, 0 starts
POSTSEASON TOTALS: 0 games, 0 starts
TRANSACTIONS: Originally signed as an undrafted rookie by Jacksonville on 4/27/13.

PRO: Earned roster spot as an undrafted rookie ... Played in 12 games, mainly on special teams ... Totaled nine tackles and one pass defended at LB ... Ranked third on the team with six special teams tackles despite missing four games ... Four-year letterman at Virginia ...

2013: Made NFL debut on **9/8 vs. KC** and saw action on special teams ... Saw action on special teams and had one tackle on **9/15 at OAK** and **9/22 at SEA** ... Led team with a career-high two special teams tackles on **9/29 vs. IND** ... Was suspended four games by the NFL on Nov. 12 for violating the league's policy on performance enhancing substances ... Returned to action on **12/15 vs. BUF** after missing four games and saw action on special teams ... Saw extensive action at LB on **12/22 vs. TEN** and totaled three solo tackles ... Concluded season with a career-high six tackles and one pass defended on **12/29 at IND** ...

COLLEGE: Four-year letterman ... Appeared in 45 games, making 34 starts and 250 tackles in four seasons ... Started 10 games as a senior and ranked second on the team with 90 tackles, including 9.5 for a loss ... One of four team captains ... Recorded a career-high 15 tackles vs. Virginia Tech ... Earned honorable-mention All-ACC honors ... As a junior, one of 13 players to start all 13 games and made 88 tackles ... Tallied a season-high 12 tackles, including 1.5 for a loss vs. Southern Mississippi ... Moved from DB to LB as a sophomore and started 11 of 12 games ... Led the team with 66 tackles ... As a freshman, appeared in 10 games on special teams.

PERSONAL: Attended Maury (Va.) High School ... Saw action at WR, RB, QB, DB and LB ... First-team all-district LB and second-team all-district WR as a senior ... Finished his senior year with 99 tackles ... Also lettered in basketball ... Has two sisters, Alex and Kita.

2013 GAME-BY-GAME STATISTICS

DATE	GAME	TKL	SOLO	ASST	SACKS	FF	FR	INT	PD
09/08	vs. Kansas City	0	0	0	0.0	0	0	0	0
09/15	at Oakland	0	0	0	0.0	0	0	0	0
09/22	at Seattle	0	0	0	0.0	0	0	0	0
09/29	vs. Indianapolis	0	0	0	0.0	0	0	0	0
10/06	at St. Louis	0	0	0	0.0	0	0	0	0
10/13	at Denver	0	0	0	0.0	0	0	0	0
10/20	vs. San Diego	0	0	0	0.0	0	0	0	0
10/27	vs. San Francisco	0	0	0	0.0	0	0	0	0
	BYE WEEK								
11/10	at Tennessee	0	0	0	0.0	0	0	0	0
11/17	vs. Arizona				SUSPENDED				
11/24	at Houston				SUSPENDED				
12/01	at Cleveland				SUSPENDED				
12/05	vs. Houston				SUSPENDED				
12/15	vs. Buffalo	0	0	0	0.0	0	0	0	0
12/22	vs. Tennessee	3	3	0	0.0	0	0	0	0
12/29	at Indianapolis	6	4	2	0.0	0	0	0	1
2013 TOTALS		9	7	2	0.0	0	0	0	1

Additional Statistics: Special Teams Tackles: 6 in 2013

94

GERALD RIVERS

DEFENSIVE END
6-5 258 LBS.
MISSISSIPPI
BORN JUNE 22, 1990
ELLENWOOD, GEORGIA
ACQ: WAIVERS (ST. LOUIS) 2013
EXP: ROOKIE

GAMES PLAYED/STARTED: 2013 (2/0)

NFL TOTALS: 2 games, 0 starts

POSTSEASON TOTALS: 0 games, 0 starts

TRANSACTIONS: Originally signed as an undrafted rookie free agent by St. Louis on 5/9/13 ... Waived on 12/14/13 ... Claimed off waivers by Jacksonville on 12/16/13.

PRO: Undrafted rookie who was claimed off waivers by the Jaguars on Dec. 16, 2013 ... Saw action in two games for St. Louis after earning a roster spot as a rookie free agent ... Three-year letterman at Ole Miss ...

2013: Spent first 15 weeks with St. Louis after earning a roster spot as a rookie free agent ... Made his NFL debut on **9/26 vs. SF** and had one solo tackle ... Saw action on **10/6 vs. JAX** ... Claimed off waivers by the Jaguars on Dec. 16 ... Was inactive on **12/22 vs. TEN** and **12/29 at IND** ...

COLLEGE: Three-year letterwinner at Ole Miss ... Played in 27 games with 10 starts ... As a junior, played in all 12 games with five starts and totaled 13 tackles ... As a sophomore, played in 10 games with five starts and tied for the team-lead with 2.5 sacks and added 14 tackles ... As a freshman in 2009, saw action in five games and totaled four tackles ... Redshirted during the 2008 season ... Majored in Psychology.


PERSONAL: Native of Ellenwood, Ga. ... Attended Cedar Grove High School (Ga.) where he totaled 81 tackles, nine sacks and two forced fumbles as a senior ... Full name is Gerald Emery Rivers ... Twitter handle is @InA_Flash.

2013 GAME-BY-GAME STATISTICS

DATE	GAME	TKL	SOLO	ASST	SACKS	FF	FR	INT	PD
09/26	vs. San Francisco	1	1	0	0.0	0	0	0	0
10/06	vs. Jacksonville	0	0	0	0.0	0	0	0	0
ST. LOUIS TOTALS:		1	1	0	0.0	0	0	0	0
12/22	vs. Tennessee	INACTIVE							
12/29	at Indianapolis	INACTIVE							
JACKSONVILLE TOTALS:		0	0	0	0.0	0	0	0	0
2013 TOTALS		1	1	0	0.0	0	0	0	0

16 DENARD ROBINSON

WIDE RECEIVER
6-0 197 LBS.
MICHIGAN
BORN SEPTEMBER 22, 1990
DEERFIELD BEACH, FLORIDA
ACQ. 5TH ROUND OF 2013 DRAFT (135TH)
EXP: ROOKIE



GAMES PLAYED/STARTED: 2013 (16/0)

NFL TOTALS: 16 games, 0 starts

POSTSEASON TOTALS: 0 games, 0 starts

TRANSACTIONS: Originally drafted in the fifth round (135th overall) of the 2013 draft.

PRO: 2013 fifth-round pick played in all 16 games as a rookie, seeing action at QB, WR, RB and on special teams ... Had 20 rushes for 66 yards and four kickoff returns for 88 yards ... Added one special teams tackle ... Made transition from collegiate quarterback to WR/RB/QB in the NFL ...

2013: 9/8 vs. KC: Made NFL debut, seeing action at RB and QB. Had two carries for one yard ... **9/15 at OAK:** Had one carry for no gain ... **9/22 at SEA:** Saw action on offense and special teams. Fumbled on exchange with Ace Sanders in Wildcat formation in the third quarter and it was recovered by Seattle. Had one carry for minus-2 yards. Saw action as kick returner and returned two kicks for 54 yards with a long of 27 ... **9/29 vs. IND:** Saw action at RB and WR and returned two kickoffs for 17.0-yard average with a long of 23 yards ... **10/13 at DEN:** Saw action at RB and had one carry for two yards. Also saw action on special teams ... **10/20 vs. SD:** Had one carry for nine yards and also saw action on special teams ... **10/27 vs. SF:** Had a career-high four carries for 15 yards with a long of seven yards ... **11/10 at TEN:** Rushed four times for three yards ... **11/24 at HOU:** Saw action on offense and on special teams. Attempted his first NFL pass which was incomplete to Cecil Shorts ... **12/1 at CLE:** Saw action on offense and special teams, finishing with one tackle ... **12/5 at HOU:** Had two rushes for minus-one yard. Also saw action on special teams ... **12/15 vs. BUF:** Had a season-high 28 yards on two carries. Had a 24-yard run in the third quarter but fumbled at the one-yard line and the play resulted in a touchback ... **12/22 vs. TEN:** Had an 11-yard run in the fourth quarter ...

COLLEGE: Four-year letterman ... Appeared in 49 games, making 37 starts – 35 at QB and two at RB ... Holds the NCAA record for career rushing yards by a QB (4,495) ... Became the first player in NCAA history to pass for 2,500 yards and rush for 1,500 yards in a single season ... Set the NCAA-record for single-season rushing yards by a QB (1,702) ... Fourth player in NCAA history to gain 2,000 yards passing and 1,000 yards rushing in a season twice in his career (2010, 2011) – Brad Smith (Missouri), Joe Webb (UAB) and Colin Kaepernick (Nevada) ... Eighth player in NCAA history to rush for 40 TDs and pass for 40 TDs ... Named All-Big Ten honorable mention as a senior, completing 89 of 166 passes for 1,319 yards, nine TDs and eight INTs ... Rushed 177 times for 1,266 yards and seven TDs and caught three passes for 31 yards ... Started all 13 games at QB as a junior and led team to 11-2 record and Sugar Bowl win ... Named U-M's Bo Schembechler Team MVP ... Totaled 1,176 rushing yards for 16 TDs and threw for 20 passing TDs ... Semifinalist for Davey O'Brien National Quarterback Award ... Took over QB duties and started all 13 games as a sophomore ... Set the single-season Division-I FBS record for rushing yards by a QB and became the only player in NCAA history to both pass and rush for 1,500 yards ... Broke the Big Ten Conference season record with 4,272 yards of total offense (2,570 yards passing and 1,702 yards rushing) ... Set the Michigan single-game record with 502 yards of total offense ... Named 2010 Chicago Tribune Silver Football as the Big Ten Conference MVP ... Selected by the Pro Football Writers Association of America as first-team All-America ... Earned his first varsity letter, playing in all 12 games as a freshman ... Saw action at QB in all 12 games and started one game at RB ... Season totals include 69 rushes for 351 yards and five TDs (ranked 2nd on the team) ... Completed 14 of 31 passes for 188 yards and two TDs ... Majored in general studies.

PERSONAL: Single ... Attended Deerfield Beach (Fla.) High School ... Completed 262 of 576 attempts for 4,784 yards and 44 TDs as a three-year starting QB and rushed 217 times for 1,132 yards and 13 TDs ... As a senior, completed 100 of 231 passes for 1,872 yards and 18 TDs and rushed 93 times for 538 yards and eight TDs ... Contributed 19 total TDs during his junior season ... Named Prep Star All-America and named to the publication's Top 250 ... Member of the 2008 FHSAA track state champion on the 4x100-meter relay team ... Nicknamed "Shoelace." ... Twitter handle is @DenardX.

ROBINSON 2013 GAME-BY-GAME STATISTICS

DATE	GAME	RUSHING					RECEIVING				
		NO	YDS	AVG	LG	TD	NO	YDS	AVG	LG	TD
09/08	vs. Kansas City	2	1	0.5	1	0	0	0	0.0	0	0
09/15	at Oakland	1	0	0.0	0	0	0	0	0.0	0	
09/22	at Seattle	2	-2	-2.0	-2	0	0	0	0.0	0	
09/29	vs. Indianapolis	0	0	0.0	0	0	0	0	0.0	0	
10/06	at St. Louis	0	0	0.0	0	0	0	0	0.0	0	
10/13	at Denver	1	2	2.0	2	0	0	0	0.0	0	
10/20	vs. San Diego	1	9	9.0	9	0	0	0	0.0	0	
10/27	vs. San Francisco	4	15	3.8	7	0	0	0	0.0	0	
	BYE WEEK										
11/10	at Tennessee	4	3	0.8	2	0	0	0	0.0	0	
11/17	vs. Arizona	0	0	0.0	0	0	0	0	0.0	0	
11/24	at Houston	0	0	0.0	0	0	0	0	0.0	0	
12/01	at Cleveland	0	0	0.0	0	0	0	0	0.0	0	
12/05	vs. Houston	2	-1	-0.5	2	0	0	0	0.0	0	
12/15	vs. Buffalo	2	28	14.0	24	0	0	0	0.0	0	
12/22	vs. Tennessee	1	11	11.0	11	0	0	0	0.0	0	
12/29	at Indianapolis	0	0	0.0	0	0	0	0	0.0	0	
2013 TOTALS		20	66	3.3	24	0	0	0	0.0	0	

Additional Statistics: Kickoff Returns: 4-88, LG 27 in 2013

Passing: 0 for 1

Special Teams Tackles: 1 in 2013

18

ACE SANDERS

WIDE RECEIVER/PUNT RETURNER

5-7 178 LBS.

SOUTH CAROLINA

BORN NOVEMBER 11, 1991

BRADENTON, FLORIDA

ACQ. 4TH ROUND OF 2013 DRAFT (101ST)

EXP: ROOKIE



GAMES PLAYED/STARTED: 2013 (15/4)

NFL TOTALS: 15 games, 4 starts

POSTSEASON TOTALS: 0 games, 0 starts

TRANSACTIONS: Originally drafted by Jacksonville in the fourth round (101st overall) of the 2013 draft.

PRO: 2013 fourth-round pick played in 15 games with four starts ... Saw action at WR and return specialist ... Ranked second on the team with 51 catches for 484 yards and one TD ... Returned 25 punts for 5.6-yard average with a long of 17 and three kickoffs for a 25.0-yard average ... Had at least five catches in four games and eight in two different games ...

2013: 9/8 vs. KC: Made NFL debut and saw extensive action at WR and as a return specialist. Had three catches for 14 yards with a long of 18 yards. Returned one kickoff for 23 yards ... **9/15 at OAK:** Made first career start and posted five receptions for 64 yards including a 30-yard reception in the fourth quarter, the longest catch of the game ... **9/29 vs. IND:** Started at WR and made four receptions for 59 yards with a long of 27 yards. Also had a 10-yard punt return ... **10/20 vs. SD:** Inactive (concussion) ... **10/27 vs. SF:** Returned to action and finished with an 11-yard reception and had a 16-yard punt return ... **11/17 vs. ARI:** Led the team with a career-high eight receptions for 61 yards with a long of 29 yards. Added six punt returns for a 8.0-yard average with four returns of 10-plus yards ... **11/24 at HOU:** Started at WR and produced four catches for 61 yards including a career-long 51-yard grab in the first quarter. ... **12/1 at CLE:** Matched his career-high with a team-best eight catches for 67 yards including a 25-yard grab in the fourth quarter. Added one carry for four yards ... **12/5 vs. HOU:** Threw a 21-yard TD pass to Jordan Todman in the third quarter after catching a backward pass from Chad Henne. Finished with three catches for 26 yards with a long of 11 yards. Had a career-long 17-yard punt return ... **12/15 vs. BUF:** Started at WR and posted two catches for 17 yards including a 12-yard TD reception in the second quarter, his first career TD. Added three punt returns for 10 yards ... **12/22 vs. TEN:** Finished with four receptions for 20 yards and added one punt return for four yards ... **12/29 at IND:** Was targeted a season-high 14 times and finished with six catches for 50 yards with a long of 21 yards.

COLLEGE: Declared for draft following junior season ... Explosive playmaker sees action at WR and as a punt returner ... Finished career with 99 receptions for 1,230 yards (12.4 avg.) and 13 TDs along with 53 punt returns for 594 yards (11.2 avg.) and three TDs ... Set single-season school record for punt return yards in 2012 and his nine receiving TDs ranked sixth ... Named co-Special Teams Player of the Year as a junior after recording eight punt returns of 27 yards or more ... Started all 13 games as a junior and led team with a career-high 45 catches for 531 yards and nine TDs ... Returned 28 punts for 15.3-yard average with two TDs ... Second-team All-SEC selection by the Associated Press ... Co-Special Teams Player of the Year ... His 15.3-yard punt return average ranked fourth in the nation and was second-best in school history ... Had eight punt returns of 27 yards or more including a 70-yarder for a score against Georgia, a 50-yarder at LSU and a 63-yard TD vs. Michigan in the Outback Bowl ... Started eight of 13 games as a sophomore and totaled 29 catches for 383 yards (13.2 avg.) with two TDs ... Added 16 punt returns for 9.3-yard average and one TD, the fifth-highest average in the SEC ... Saw action in all 14 games as a freshman and was named to the Freshman All-SEC team by the league's coaches ... Ranked fourth on the team with 25 catches for 316 yards (12.6 avg.) and two TDs ... Added five rushes for 56 yards (11.2 avg.) and 16 yards on nine punt returns ...

PERSONAL: Single ... Attended Manatee High School in Bradenton, Fla. ... Regarded as the 10th-best WR in the nation according to Scout.com ... Helped team to Florida State Class 5A Championship game as a senior, catching 65 passes for 990 yards and 10 TDs ... Finished with 29 receptions for 578 yards (19.9 avg.) with seven TDs as a junior ... Father, Tracy, played football for legendary coach Bobby Bowden at Florida State from 1976-79 and later played professionally in the NFL and World Football League ... Full name: Tracy Lavon Sanders ... Twitter handle is @AceSanders1.

SANDERS' 2013 GAME-BY-GAME STATISTICS

RECEIVING

DATE	GAME	RECS	YDS	AVG.	LG	TD
09/08	vs. Kansas City	3	14	4.7	18	0
09/15	at Oakland	5	64	12.8	30	0
09/22	at Seattle	2	25	12.5	20	0
09/29	vs. Indianapolis	4	59	14.8	27	0
10/06	at St. Louis	0	0	0.0	0	0
10/13	at Denver	1	9	9.0	9	0
10/20	vs. San Diego	INACTIVE (CONCUSSION)				
10/27	vs. San Francisco	1	11	11.0	11	0
BYE WEEK						
11/10	at Tennessee	0	0	0.0	0	0
11/17	vs. Arizona	8	61	7.6	29	0
11/24	at Houston	4	61	15.3	51	0
12/01	at Cleveland	8	67	8.4	25	0
12/05	vs. Houston	3	26	8.7	11	0
12/15	vs. Buffalo	2	17	8.5	12	1
12/22	vs. Tennessee	4	20	5.0	8	0
12/29	at Indianapolis	6	50	8.3	21	0
2013 TOTALS		51	484	9.5	51	1

PUNT RETURNS

DATE	GAME	NO	YDS	AVG.	LG	TD
09/08	vs. Kansas City	0	0	0.0	0	0
09/15	at Oakland	0	0	0.0	0	0
09/22	at Seattle	0	0	0.0	0	0
09/29	vs. Indianapolis	1	10	10.0	10	0
10/06	at St. Louis	4	5	1.3	4	0
10/13	at Denver	2	2	1.0	5	0
10/20	vs. San Diego	INACTIVE (CONCUSSION)				
10/27	vs. San Francisco	1	16	16.0	16	0
BYE WEEK						
11/10	at Tennessee	2	6	3.0	8	0
11/17	vs. Arizona	6	48	8.0	14	0
11/24	at Houston	3	14	4.7	10	0
12/01	at Cleveland	0	0	0.0	0	0
12/05	vs. Houston	2	25	12.5	17	0
12/15	vs. Buffalo	3	10	3.3	7	0
12/22	vs. Tennessee	1	4	4.0	4	0
12/29	at Indianapolis	0	0	0.0	0	0
2013 TOTALS		25	140	5.6	17	0

Additional Statistics: Kickoff returns 2 for 44 yards; Rushing 2 for 4 yards

10

JOSH SCOBEE

KICKER

6-1 210 LBS.


LOUISIANA TECH

BORN JUNE 23, 1982

LONGVIEW, TEXAS

ACQ. 5TH ROUND OF 2004 DRAFT (137TH)

EXP: 10TH YEAR



GAMES PLAYED/STARTED: 2004 (16/0), 2005 (16/0, 1/0), 2006 (16/0), 2007 (8/0, 2/0), 2008 (16/0), 2009 (16/0), 2010 (16/0), 2011 (16/0), 2012 (16/0), 2013 (16/0)

NFL TOTALS: 152 games, 0 starts

POSTSEASON TOTALS: 3 games, 0 starts

TRANSACTIONS: Originally drafted in the fifth round (137th overall) of the 2004 draft.

PRO: Completed his 10th season with the Jaguars, tied for the fourth-longest tenure in team history ... Has served as team's placekicker since being drafted in the fifth round of the 2004 draft ... Ranks third in team history with 152 games played ... Has connected on 215 of 265 field goals (81.1 pct.) and 294 of 299 extra points for 939 points ... Owns franchise career records for field goals and points and tied with Mike Hollis for the franchise record for consecutive made field goals with 20 ... Ranks second in the NFL from 2011-13 with a 91.0 field goal percentage (71 of 78), trailing only Baltimore's Justin Tucker (91.9 pct., 68 of 74) ... Connected on a career-high 92.0 percent of his field goals (23 of 25) in 2011 and 2013, the second-highest percentage in team history ... Had streak of 61 consecutive games with a score snapped in 2009, the second-longest streak in team history ... Has converted 23 of 36 field goals (63.9 pct.) from 50-plus yards, the most in team history ... Owns the record for the four longest field goals in team history including a franchise-record 59-yard game-winning field goal on Nov. 3, 2010 vs. Indianapolis ... Connected on a 55-yard field goal and two 54-yard field goals in 2011 ... Tied an NFL record with three field goals of 50-plus yards (54, 54, 51) on Oct. 24, 2011 vs. Baltimore ... Has connected on seven game-winning field goals ... Has led the team in scoring nine of 10 seasons and joins Mike Hollis and Fred Taylor as only three players in Jaguars history to score 100 points in a season ... Set career-high with five field goals on Nov. 25, 2007 against Buffalo along with a career-high 18 points, and matched both numbers Oct. 10, 2010 at Buffalo ... Set franchise record with a field goal in 15 consecutive games from 2010-11 ... Scored 119 points in 2006, the third-highest single-season total in franchise history, on 26 field goals and 41 extra points ... Has been named AFC Special Teams Player of the Week six times in 10 seasons ... Was the second placekicker taken in the 2004 draft after Nate Kaeding in the third round ...

2013: Played in all 16 games and connected on 23 of 25 field goals (92.0 pct.), 22 of 23 PATs and had 36 touchbacks on 62 kickoffs ... Tied for the highest field goal percentage of his career ... Hit on 4 of 5 field goals from 50-plus yards ... Only two misses were a blocked FG and a 60-yard attempt ... **9/15 at OAK:** Connected on a 27-yard field goal in the second quarter, his only FG attempt. Had one touchback on three kickoffs ... **9/22 at SEA:** Hit on 33-yard FG in the third quarter and added two PATs. Recorded two touchbacks on four kickoffs ... **9/29 vs. IND:** Opened scoring with a 53-yard FG in the first quarter ... **10/13 at DEN:** Hit from 50 and 30 yards on his only two field goal attempts ... **11/10 at TEN:** Finished with nine points, connecting on both field goal attempts (32, 44) and all three extra point attempts. Had two touchbacks on six kickoffs ... **11/17 vs. ARI:** Recorded touchbacks on all three kickoffs and was successful on both extra point attempts. Was wide left on a 60-yard field goal attempt to conclude the first half, his first missed field goal of the season ... **11/24 at HOU:** Was 2 of 3 on field goals including a 53-yarder in the fourth quarter. Had a 49-yard field goal blocked in the third quarter and connected on a 30-yard field goal in the second quarter ... **12/1 at CLE:** Had a season-high 12 points, hitting all three field goal attempts (44, 36, 25) and all three extra point attempts. Five of six kickoffs resulted in touchbacks ... **12/15 vs. BUF:** Connected on both field goal attempts, hitting from 32 and 55 yards. The 55-yarder tied for the second-longest of his career and longest since he hit from 55 yards on 9/18/11 at NYJ ... **12/22 vs. TEN:** Was successful on a 36-yard field goal attempt in the third quarter. Had an extra point attempt blocked on the second quarter ...

2012: Appeared in all 16 games and scored a team-high 93 points for the second consecutive season ... Opened the season with 14 consecutive field goals made and finished 25 of 28 (89.3 pct.), the second-highest percentage of his career and third-highest in team history ... Was 6 of 7 from 40-plus yards ... Added 26 touchbacks on 66 kickoffs and two special teams tackles ... **9/9 at MIN:** Connected on three field goals (19, 26, 47). Had extra point in second quarter blocked. The blocked try ended a streak of 82 consecutive extra points made, dating back to 11/8/09. The streak was the second-longest in franchise history (220, Mike Hollis, 10/22/95 - 12/9/01) ... **9/16 vs. HOU:** Became Jaguars career scoring leader with a third quarter extra point (765 points), surpassing Mike Hollis (764 points, 1995-2001) ... **9/23 at IND:** Converted all three field goal attempts (44, 47, 26), extending his consecutive field goals made streak to 12. Marked 14th game in his career with at least

SCOBEE'S REGULAR SEASON STATISTICS

SCORING	GP	PAT	ATT	FG	FGA	PCT	LG	PTS
2004 Jacksonville	16	21	21	24	31	77.4	53	*93
2005 Jacksonville	16	38	39	23	30	76.7	53	*107
2006 Jacksonville	16	41	41	26	32	81.3	48	*119
2007 Jacksonville	8	26	27	12	13	92.3	48	*62
2008 Jacksonville	16	33	33	19	25	76.0	53	*90
2009 Jacksonville	16	30	31	18	28	64.3	52	84
2010 Jacksonville	16	41	41	22	28	78.6	@59	*107
2011 Jacksonville	16	24	24	23	25	92.0	55	*93
2012 Jacksonville	16	18	19	25	28	89.3	50	*93
2013 Jacksonville	16	22	23	23	25	92.0	55	*91
NFL totals: 10 years	152	294	299	@215	@265	81.1	@59	@939

FG ACCURACY	1-19	20-29	30-39	40-49	50+	TOTAL	PCT
2004 Jacksonville	0/0	10/10	8/11	5/7	1/3	24/31	77.4
2005 Jacksonville	0/0	9/9	7/8	5/10	2/3	23/30	76.7
2006 Jacksonville	0/0	5/6	7/7	14/18	0/1	26/32	81.3
2007 Jacksonville	0/0	6/6	3/3	3/4	0/0	12/13	92.3
2008 Jacksonville	0/0	7/7	3/6	5/7	4/5	19/25	76.0
2009 Jacksonville	0/0	7/8	4/4	3/7	4/9	18/28	64.3
2010 Jacksonville	2/2	3/3	6/7	9/14	2/2	22/28	78.6
2011 Jacksonville	1/1	5/5	6/6	7/8	5/6	23/25	92.0
2012 Jacksonville	1/1	3/3	8/8	11/13	1/2	25/28	89.3
2013 Jacksonville	0/0	3/3	12/12	4/5	4/5	23/25	92.0
NFL totals: 10 years	4/4	59/61	63/71	66/93	23/36	215/265	81.1

* Team Leader @ Team Record

ADDITIONAL STATISTICS: Special teams tackles: three in 2004, two in 2005, four in 2006, six in 2008, three in 2009, one in 2010, two in 2011; **Touchbacks:** 11 touchbacks on 62 kickoffs in 2004; 20 touchbacks on 78 kickoffs in 2005; 21 touchbacks on 83 kickoffs in 2006; 12 touchbacks on 46 kickoffs in 2007; 10 touchbacks on 63 kickoffs in 2008; 17 touchbacks on 63 kickoffs in 2009; 15 touchbacks on 76 kickoffs in 2010; 39 touchbacks on 64 kickoffs in 2011; 39 touchbacks on 62 kickoffs in 2012; 36 touchbacks on 62 kickoffs in 2013; Total 207 touchbacks on 661 kickoffs.

two field goals of 40-plus yards ... **10/21 at OAK:** Set franchise career record for field goals after hitting on all three field goal attempts (50, 40, 45) and extended his consecutive made field goals streak to a 17. Executed a successful second quarter outside kick. Made one special teams tackle ... **10/28 at GB:** Was 3 of 3 on field goals (38, 22, 32) and extended his consecutive made field goals streak to 20, tying Mike Hollis' franchise record ... **11/8 vs. IND:** Misfired on a 44-yard field goal attempt in the first quarter, snapping a streak of 20 consecutive field goals made. Was good from 40 yards in the second quarter ... **11/18 at HOU:** Was successful on all three field goal attempts (43, 40, 33) and finished with 13 points ... **12/9 vs. NYJ:** Connected on a 31-yard field goal and missed a 55-yard attempt, both in the second quarter ...

2011: Played in all 16 games for the fourth consecutive season and led team with 93 points ... Connected on 23 of 25 field goals (92.0 pct.), his most field goals made since 2006 ... His 92.0 percent field goal percentage was a career-high and the second-highest percentage in team history ... Ranked first in the AFC and third in the NFL for field goal percentage ... Tied his career-best by making his first 15 field goal attempts to start the season, equaling the third-best streak in team history ... Of his 23 field goals, 12 were from 40-plus yards including five of six from 50-plus yards (55, 53, 54, 54, 51) ... The five field goals of 50-plus yards were the most in team history and tied for the sixth-most in the NFL ... Set a single-season franchise record with 39 touchbacks on 62 kickoffs (62.9 pct.) and 58 of his 62 kickoffs (93.5 pct.) reached the end zone ... His 62.9 touchback percentage ranked fifth in the NFL and the 93.5 percent of kickoffs to the end zone was second-highest ... **9/11 vs. TEN:** Was successful on all three field goal attempts (48, 21, 45) and had a career-high five touchbacks ... **9/18 at NYJ:** Scored the club's only points with a 55-yard field goal in the first quarter, the second-longest field goal in franchise history. ... **9/25 at CAR:** Connected on a 53-yard field goal in the second quarter ... **10/16 at PIT:** Was two of two on field goals (46, 45), setting a franchise record by hitting a field goal in his 14th consecutive game ... **10/24 vs. BAL:** Connected on all four field goal attempts (54, 54, 22, 51) and scored all 12 of the club's points on Monday Night Football. Tied an NFL record with three field goals of 50-plus yards. Connected from 54 yards twice in the first half and was good from 51 yards in the fourth quarter. Named AFC Special Teams Player of the Week for his performance ... **10/30 at HOU:** Did not attempt a field goal, ending his franchise record at 15 consecutive games with a made field goal ... **11/13 at IND:** Made one of two field goal attempts, connecting from 44 yards in the second quarter and was wide right from 45 yards in the second quarter. Tied career-high with 15 consecutive made field goals and surpassed Mike Hollis (239) for most extra points in team history ... **11/27 vs. HOU:** Converted two of three field goals (21, 35) and only extra point attempt. Missed a 55-yard field goal in the second quarter, his only miss from 50-plus yards for the season. Added one special teams tackle ... **1/1 vs. IND:** Concluded the season four of four on field goals (25, 32, 47, 39) ...

2010: Led team with 107 points, tying second-most of career and most since 2005, with 22 field goals representing most in four years ... Converted first 14 field goal attempts of season for fourth-longest streak in team history ... First seven field goal attempts of season were all from 44+ yards ... Had just four games with multiple field goals but made at least one in all 15 games in which he had an attempt ... Kicked off 75 times and had 15 touchbacks ... Scored total of 23 points in first four games including 51-yarder **9/26 vs. PHI**, and capped that span with team-record 59-yard FG **10/3 vs. IND** on final play of game for 31-28 victory. The 59-yard FG was the third-longest game-ending FG in NFL history and tied for the eighth-longest FG in NFL history ... The next week scored season-high 18 points **10/10 at BUF**, making all five field goal tries and all three PATs in best game of season. Four of five FGs were from 40+ yards: 49, 49, 34, 40, 46 ... **11/14 vs. HOU:** Made 38-yard field goal for 14th consecutive to start season before missing next two ... Played in 100th game **12/5 at TEN** and missed two field goal tries for only second time in season with 49-yarder blocked ...

2009: Played in all 16 games for the fifth time in his career ... Connected on 18 of 28 field goals (64.3 pct.) and 30 of 31 extra points for 84 points ... Reached the end zone with 33 of 63 kickoffs with 17 touchbacks, the fourth-most in the AFC ... Was 11 of 12 on field goals from less than 40 yards and four of nine from 50-plus yards ... Ranked tied for fourth in the NFL with four 50-yard field goals and his nine attempts were the most in the NFL ... **9/13 at IND:** Connected on two of three field goal attempts as he fell short on franchise-record attempt of 63 yards at the end of the first half. Converted field goals of 24 and 46 yards ... **10/4 vs. TEN:** Finished with franchise-record five touchbacks and 13 points. Was three of four on field goals including a 50-yarder. Was wide left on 55-yard field goal attempt at the end of the first half. ... **10/11 at SEA:** Did not attempt a field goal or extra point and had consecutive game scoring streak snapped at 61, the second-longest in franchise history ... **10/18 vs. STL:** Made 36-yard game-winning field goal in overtime. Was one of two on field goals, missing wide left from 58 yards at the end of first half ... **11/1 at TEN:** Finished one of two on extra points with his second attempt blocked ... **11/15 at NYJ:** Converted game-winning field goal from 21 yards ... **12/6 vs. HOU:** Connected on three of three field goals, hitting from 51, 46 and 24 yards ... **12/17 vs. IND:** Connected on a 50-yard field goal in the first quarter ...

2008: Played in all 16 games and connected on 19 of 25 field goals (76.0 percent) and 33 of 33 extra points for a team-high 90 points ... Established career-high with four field goals from 50-plus yards ... Kicked game-winning field goals in back-to-back games weeks three and four ... Had streak of 11 consecutive made field goals ... Part of special teams unit that led the NFL in opponents starting position after kickoffs (24.3 avg.) ... **9/14 vs. BUF:** Hit on all three field goals, connecting from 28, 50 and 39 yards. Converted an onside kick attempt in the third quarter ... **9/21 at IND:** Was three-for-three on field goals including a 51-yard game-winning kick with four seconds remaining in the game. Also connected from 26 and 21 yards. Became only the fourth player in team history to surpass 400 career points. Named AFC Special Teams Player of the Week for his performance ... **9/28 vs. HOU:** Connected on all three field goals including a 37-yard game-winning kick in overtime. Also hit from 46 and 40 yards ... **10/26 vs. CLE:** Connected on one-of-two field goal attempts, tying a franchise-record with a 53-yarder. First attempt of 38 yards was blocked by Shaun Rogers, ending a streak of 11 consecutive made field goals. Suffered a wrist injury in the game and was forced to wear a cast the remainder of the season ... **11/9 at DET:** Made 100th career field goal from 34 yards ... **11/23 vs. MIN:** Was one-of-three on field goals, connecting from 21 yards and missing wide left from 46 and 38 yards to mark only his third career game with two missed field goal attempts ...

2007: Played in only eight games after injuring right quadriceps in pregame warm-ups on opening day ... Connected on 12 of 13 field goals (92.3 percent) and 26 of 27 extra points for a team-leading 62 points ... Led the team in scoring for fourth straight season ... Missed eight games after playing in the season opener and ended a streak of 49 consecutive games played ... **9/9 vs. TEN:** Injured quadriceps in pre-game warmups. Connected on only FG attempt, hitting from 22 yards. Did not kickoff for first time in career. ... **9/16 vs. ATL:** Missed game and ended streak of 49 consecutive games played ... **11/18 vs. SD:** Returned to action after missing previous eight games with a quadriceps injury and played in 50th career game. Connected on only FG attempt of 48 yards ... **11/25 vs. BUF:** Connected on a career-high and tied team record with five of five field goals, hitting from 46, 33, 22, 23, 20. Attempted 100th career field goal. ... **12/23 vs. OAK:** Did not attempt a field goal but connected on a team-record seven PATs ... **1/5 at PIT:** In AFC Wild Card Playoff game, connected on one of two field goals, missing from 46 yards and hitting from 25. Made game-winning field goal with less than a minute remaining in the fourth quarter. ... **1/12 at NE:** In AFC Divisional Playoff game, connected on both field goal attempts from 39 and 25 yards ...

2006: Played in all 16 games and connected on 81.3 percent (26 of 32) of field goals and hit on all 41 PATs ... Ranked third in the AFC and fifth in the NFL with a career-high 119 points ... Finished with career-high 21 touchbacks which ranked second in the NFL ... Was 14 of 19 from 40-plus yards and hit a NFL-best 14 field goals from 40-49 yards ... Selected to USA Today All-Joe Team which goes to players who have overachieved and are often overlooked ... **9/18 vs. PIT:** Connected on all three field goal attempts which accounted for all the Jaguars scoring ... **10/1 at WAS:** Was three-for-three

on field goals with all three from 40-plus yards, marking first time in career with three 40-plus yard field goals in a game ... **11/20 vs. NYG:** Tied then career-high with four field goals and finished with a season-high 14 points ... **11/26 at BUF:** Was one of two on field goals, ending a streak of 15 consecutive field goals made ... **12/3 at MIA:** Tied season-long with a 48-yard field goal ... **12/10 vs. IND:** Tied season-high with 14 points as he finished three of four on field goals, five of five PATs ...

2005: Led the AFC and ranked second in the NFL with 20 touchbacks on 77 kickoffs (26.0 pct.) ... Led the team in scoring with 107 points after connecting on 23 of 30 field goals and 38 of 39 extra points ... Ranked 10th in the AFC in points ... Won AFC Special Teams Player of the Week twice ... **9/11 vs. SEA:** Tied career-high with four field goals on five attempts, surpassing the 100 point mark in only his 17th career game. Also had four touchbacks, the only NFL player in Week One with multiple touchbacks ... **10/9 vs. CIN:** Was three for three on field goals and two for two on extra points for 11 points, including a 53-yard field goal that matched the team record ... **12/11 vs. IND:** Had one onside kick that was recovered by Rashean Mathis ... **1/1 vs. TEN:** Was two for two on field goals and four of five on extra points, snapping streak of 59 straight made extra points ... **1/7 at NE:** Hit on one of two field goals in AFC Wild Card game ...

2004: Led team in scoring with 93 points after connecting on 24 of 31 field goals and 21 of 21 extra points ... Finished season tied for third in AFC touchbacks with 11 touchbacks on 58 kickoffs ... **10/24 at IND:** Collected a season-high 13 points on four of four field goals and one extra point including the game-winning 53-yard field goal with 38 seconds remaining in the game and was named AFC Special Teams Player of the Week ... **11/28 at MIN:** Registered 10 points on three of three field goals, and one extra point and placed four of five kickoffs in end zone for touchbacks ... **1/2 at OAK:** Scored seven points on two of two field goal attempts.

COLLEGE: One of the premier placekickers in the country ... Won the kicking job as a true freshman and went on to set school career records, connecting on 66 of 92 field goals and 145 of 153 extra point attempts for 343 points ... Ranked second in field goal attempts in Western Athletic Conference history ... First-team All-WAC choice as a senior and earned second-team honors as a junior and sophomore ... Majored in sociology.

PERSONAL: Married (Melissa) with son, Jacob ... Lives in Longview, Texas ... Attended Longview High ... Handled punting and placekicking chores, earning first-team All-District honors as a kicker and second-team All-East Texas accolades as a punter ... Converted 23 of 23 extra points and six of nine field goals as a senior ... Participates in school visits and celebrity golf tournaments ... Avid golfer ... Participated in the Laterra Links Celebrity Shootout at King and Bear in May of 2008 to benefit the St. Johns County Council on Aging ... Was celebrity guest at 2009 Child Cancer Fund Golf Tournament ... Participates in a variety of community outreach activities which includes time spent at Wolfson Children's Hospital and reading to elementary students ... Participated in the Sea Star's golf tournament to benefit the American Red Cross in 2010 at Deerwood Country Club ... Served as a marshal escort for all four of Tiger Woods' rounds at the 2009 Players Championship at TPC Sawgrass ... Attempted to qualify the last four years for U.S. Open through local qualifier ... Supports and attends team-sponsored events including Food Drive Kickoff, Draft Day Fan Fest Jaguars annual golf tournament, Jaguars Taste of the NFL dinner and the Jaguars Foundation Playbooks reading initiative ... Served as celebrity chef at the Salvation Army's Celebrity Chef's fundraiser in 2008 ... Made 26 community appearances on behalf of the Jaguars in 2010 ... Participated in the 2010 PGA Tour's Family Fun Night at TPC Sawgrass ... Partnered with Jeremy Cain and Adam Podlesh to distribute tickets throughout the 2010 season to local charities ... Played in golf tournament in 2010 to benefit St. Vincent Hospital ... Participated in 2010 and 2011 Fishing for the Cure event to raise money for the David Garrard Foundation which benefits North Florida families impacted by breast cancer and Crohn's disease ... Played in 2010 Murray Bros. Caddyshack Golf Tournament ... Participated in 2010 Jacksonville Association of Firefighters charity softball game ... Served as celebrity waiter for Children's Miracle Network fundraiser at a local restaurant ... Participated both financially and in person at the 2010 Shop with a Jock event at Target where more than 50 children from the Bridge of Northeast Florida and the Mali Vai Washington Kids Foundation were treated to a shopping spree ... Supports First Tee of Jacksonville ... Participated in photo shoot to raise money for Boot Campaign, an organization that assists wounded returning combat military ... Twitter handle is @JoshScobee10 ... Full name: Joshua Taylor Scobee.

SCOBEE TIED FOR LONGEST STREAK

Josh Scobee's streak of 20 consecutive made field goals dating back to 2011 was snapped on Nov. 8, 2012, against Indianapolis as he missed from 44 yards. The 20 straight made field goals tied for the longest streak in team history. Here are the longest streaks of consecutive field goals made in team history.

MOST CONSECUTIVE FIELD GOALS IN FRANCHISE HISTORY

FGs	PLAYER (Streak)
20	Mike Hollis (11/1/98 through 9/19/99)
20	Josh Scobee (11/27/11 through 11/4/12)
16	Mike Hollis (10/12/97 through 11/30/97)
15	Josh Scobee (10/1/06 through 11/26/06)
15	Josh Scobee (9/11/11 through 11/13/11)
14	Josh Scobee (9/12/10 through 11/14/10)

Hot starts are becoming the norm for Scobee. Here's a look at his totals to start the season the last four years:

(2013) - Was successful on his first 12 field goal attempts to start the season. Streak was snapped on Nov. 17 against Arizona as he had a 60-yard attempt blocked.

(2012) - Connected on his 14 field goal attempts to begin the season before misfiring from 44 yards vs. Indianapolis. Hit on 6 of 7 field goal attempts from 40-plus yards including a season-long 50-yarder at Oakland on Oct. 21.

(2011) - Connected on his first 15 field goal attempts before he was wide right on a 45-yard try in the second quarter on Nov. 13 at Indianapolis. The 15 straight field goals tied his career-best, equalling the third-best streak in team history. He was 9 of 10 on field goals in the preseason.

(2010) - Started the season 14 of 14 with nine of the field goals coming from 40-plus yards before he missed on Nov. 14 against Houston. He also made all nine field goal attempts in the preseason.

GAME-WINNERS

Josh Scobee has seven career game-winning field goals including three against the division rival Colts. Scobee connected on a franchise-record 59-yard field goal as time expired to give the Jaguars a win over the Colts in week four of the 2010 season. The 59-yard field goal was the third-longest game-ending field goal in NFL history.

LONGEST GAME-ENDING FIELD GOALS IN NFL HISTORY

PLAYER	DATE	RESULT	FG
Tom Dempsey, N.O.	11/8/70 at Det.	W, 19-17	63
Matt Bryant, T.B.	10/22/06 vs. Phi.	W, 23-21	62
Josh Scobee, Jax.	10/3/10 vs. Ind.	W, 31-28	59

SCOBEE'S CAREER GAME-WINNING FIELD GOALS

DATE	OPPONENT	FG	TIME	FINAL
10/24/04	at Indianapolis	53	0:38	27-24
1/5/08	at Pittsburgh	25	0:37	31-29
9/21/08	at Indianapolis	51	0:04	23-21
9/28/08	vs. Houston	37	11:25 (OT)	30-27
10/18/09	vs. St. Louis	36	8:00 (OT)	23-20
11/15/09	at New York Jets	21	0:03	24-22
10/ 3/10	vs. Indianapolis	59	0:05	31-28

SCOBEE'S POSTSEASON STATISTICS

SCORING	GP/GS	PAT	ATT	FG	FGA	PCT	LG	PTS
2005 Jacksonville	1/0	0	0	1	2	50.0	36	3
2007 Jacksonville	2/0	6	6	3	4	75.0	39	15
NFL totals: 10 years	3/0	6	6	4	6	66.7	39	18

CONNECTING FROM DEEP

Josh Scobee has connected on 23 of 36 field goals (63.9pct.) in his career from 50-plus yards including four of five in 2013. He was five of six in 2011 (55, 53, 54, 54, 51). The 23 field goals of 50-plus yards are the most in team history.

SCOBEE'S 50-PLUS YARD FIELD GOALS

DATE	OPPONENT	FG	FINAL
10/24/04	at Indianapolis	53	W, 27-24
10/09/05	vs. Cincinnati	51	W, 23-20
10/09/05	vs. Cincinnati	53	W, 23-20
09/14/08	vs. Buffalo	50	L, 16-20
09/21/08	at Indianapolis	51	W, 23-21
10/26/08	vs. Cleveland	53	L, 17-23
11/02/08	at Cincinnati	52	L, 19-21
09/27/09	at Houston	52	W, 31-24
10/04/09	vs. Tennessee	50	W, 37-27
12/06/09	vs. Houston	51	W, 23-18
12/17/09	vs. Indianapolis	50	L, 31-35
09/26/10	vs. Philadelphia	51	L, 3-28
10/03/10	vs. Indianapolis	59	W, 31-28
09/18/11	at New York Jets	55	L, 3-32
09/25/11	at Carolina	53	L, 10-16
10/24/11	vs. Baltimore	54	W, 12-7
10/24/11	vs. Baltimore	54	W, 12-7
10/24/11	vs. Baltimore	51	W, 12-7
10/21/12	at Oakland	50	L, 23-26 (OT)
09/29/13	vs. Indianapolis	53	L, 3-37
10/13/13	at Denver	50	L, 19-35
11/24/13	at Houston	53	W, 13-6
12/15/13	vs. Buffalo	55	L, 20-27

LEADING THE PACK

MOST CAREER FIELD GOALS IN JAGUARS HISTORY

RK	PLAYER, YEARS	FGs
1.	Josh Scobee, 2004-13	215 (265 attempts)
2.	Mike Hollis, 1995-2001	175 (217 attempts)

MOST POINTS IN JAGUARS HISTORY

RK	PLAYER, YEARS	POINTS
1.	Josh Scobee, 2004-13	939
2.	Mike Hollis, 1995-2001	764
3.	Fred Taylor, 1998-2008	424

ON TARGET

Josh Scobee has produced his three best seasons for field goal percentage in the last three seasons. Scobee matched his career-high in 2013 by hitting on 92.0 percent of his field goals (23 of 25).

JAGUARS SINGLE-SEASON HIGHEST FIELD GOAL PERCENTAGE

RK	PLAYER, SEASON	PCT.	FGs
1.	Mike Hollis, 2000	92.3	24 of 26
2.	Josh Scobee, 2011	92.0	23 of 25
3.	Josh Scobee, 2013	92.0	23 of 25
4.	Josh Scobee, 2012	89.3	25 of 28
5.	Mike Hollis, 1997	83.1	31 of 36

84

CECIL SHORTS III

WIDE RECEIVER
6-0 202 LBS.
MOUNT UNION
BORN DECEMBER 22, 1987
CLEVELAND, OHIO
ACQ. 4TH ROUND OF 2011 DRAFT (114TH)
EXP: 3RD YEAR

GAMES PLAYED/STARTED: 2011 (10/0), 2012 (14/9), 2013 (13/13)
NFL TOTALS: 37 games, 22 starts
POSTSEASON TOTALS: 0 games, 0 starts
TRANSACTIONS: Originally drafted in the fourth round (114th overall) of the 2011 NFL Draft.

PRO: Has played in 37 games with 22 starts since being selected in the fourth round of the 2011 draft ... Career totals include 123 receptions for 1,786 yards (14.5 avg.) and 11 TDs ... Led team with a career-high 66 catches in 2013 for 777 yards in only 13 games ... Limited to only two catches for 30 yards as a rookie before having breakout season in 2012, leading the team in receiving yards (979), TDs (7), 100 yard games (4) average per reception (17.8) and receptions of 20-plus yards (17) ... Set single-season franchise record in 2012 and ranked second in the NFL in average per reception and tied for second in NFL with a franchise-record four catches of 50-plus yards including three for TDs... Tied for second in NFL with five receiving TDs of 20-plus yards ... Missed final three games in 2013 with a groin injury, missed two games in 2012 with a concussion and six games in 2011 with a hamstring injury ... Highest drafted player in school history and first player drafted by the Jaguars from a Division III school ... Three-time All-America selection ... Finished career with 78 career TDs along with 259 receptions for 4,705 yards ... Also competed on track team as a sprinter ...

2013: Started first 13 games and led team with a career-best 66 catches for 777 yards and three TDs ... Led all wideouts with 749 snaps played ... Ended season on injured reserve with a groin injury causing him to miss final three games ... Led team with 10 receptions of 20-plus yards including a 59-yarder ... **9/8 vs. KC:** Started at WR and led team with 40 yards on three receptions. Had a 24-yard reception from Chad Henne in the fourth quarter ... **9/15 at OAK:** Led team with eight catches for 93 yards with a long of 22 yards ... **9/22 at SEA:** Registered a career-high 143 yards on eight receptions for a 17.9-yard average, his fifth career 100-yard receiving game. Had catches of 14, 15, 17, 21 and 59 yards. Hooked up with Chad Henne for 59-yard reception in the third quarter, the longest play from scrimmage for the club through three games. Was targeted 15 times ... **10/6 at STL:** Started at WR and had five catches for 74 yards including a four-yard TD in the fourth quarter ... **10/13 at DEN:** Started at WR and left in the first quarter with a shoulder sprain and did not return ... **10/20 vs. SD:** Had a team-best eight receptions for 80 yards with a long of 22 yards ... **10/27 vs. SF:** Was targeted 10 times and led team with seven catches for 74 yards, his fifth game with seven or more catches ... **11/17 vs. ARI:** Reached 50 receptions for the second consecutive season, becoming the first Jaguars WR since Jimmy Smith (2004-05) to have 50 or more catches in back-to-back seasons ... **11/24 at HOU:** Paced team with eight receptions, tying his career-high, for 71 yards. Reached 700 receiving yards for the season, the first Jaguar since Jimmy Smith (2004-05) to have at least 700 receiving yards in back-to-back seasons. ... **12/1 at CLE:** Returned to his hometown and hooked up with Chad Henne for a game-winning 20-yard TD reception with 40 seconds remaining. Finished with six catches for 64 yards. Became the 20th player in franchise history with at least 10 TDs and one of only seven WRs in franchise history with 100 career receptions and at least 10 TDs ... **12/5 vs. HOU:** Had a TD reception for the second consecutive game, hooking up with Chad Henne for a six-yard score in the second quarter. Finished with two catches for 13 yards ... **12/15 vs. BUF:** Inactive (groin) ... Was placed on injured reserve on Dec. 16 ...

2012: Started nine of 14 games ... Missed two games with a concussion and ended the season on injured reserve ... Led team in receiving yards (979), TDs (7), receptions of 20-plus yards (17), receptions of 50-plus yards (4), 100-yard games (4) and average per reception (17.8) ... Ranked second on club with 55 receptions ... His four 100 yard receiving games were most by a Jaguar WR since 2004 (Jimmy Smith, 4) ... Tied for second in NFL with five receiving TDs of 20-plus yards and tied for ninth with 17 catches of 20-plus yards ... Tied for second in the NFL with a franchise-record four receptions of 50-plus yards ... Three of his seven TDs were from 50-plus yards ... Scored five of his seven TDs in road games and finished with 33 catches for 608 yards (18.4 avg.) ... Averaged 26.5-yards per reception in five division games with 14 catches for 371 yards and four TDs ... Ranked second on the team with 105 targets ... **9/9 at MIN:** Played only 13 snaps, but caught four passes for a then career-high 74 yards and a TD. The TD came with 20 seconds remaining in regulation, a 39-yard pass from Blaine Gabbert, moving Jacksonville ahead 21-20 ... **9/23 at IND:** Lone reception was an 80-yard pass from Blaine Gabbert for the game-winning TD with 45 seconds remaining ... **10/7 vs. CHI:** Made two receptions for 43 yards, including a 34-yard reception from Gabbert in the second quarter ... **10/21 at OAK:** Made first career start at WR and had four receptions for 79 yards and one TD. Scored on a 42-yard pass from Blaine Gabbert in the

first quarter ... **10/28 at GB:** Registered a career-high eight receptions for 116 yards. Had a 35-yard reception in the second quarter and a 24-yard reception in the fourth quarter ... **11/8 vs. IND:** Registered second 100-yard receiving games with 105 yards on six receptions. Caught a 52-yard pass from Blaine Gabbert in the third quarter ... **11/18 at HOU:** Caught a 67-yard TD pass from Henne in the second quarter and finished with three catches for 81 yards ... **11/25 vs. TEN:** Scored on a 59-yard pass from Chad Henne in the third quarter and totaled 105 yards on four receptions ... **12/2 at BUF:** Led team with seven receptions for 77 yards and left game in the fourth quarter with a head injury ... **12/9 vs. NYJ:** Inactive (concussion) ... **12/16 at MIA:** Returned to action and produced six receptions for 101 yards ... **12/23 vs. NE:** Caught six passes for 54 yards before leaving the game in fourth quarter with a head injury ... Was placed on injured reserve (concussion) on Dec. 24 ...

2011: Saw action in 10 games as a rookie at WR and return specialist ... Finished with two receptions for 30 yards and one TD ... Recorded 20.5-yard average on four kickoff returns and 4.2-yard average on 12 punt returns ... Made NFL debut on **9/11 vs. TEN** and returned three punts for 31 yards with a long of 27 ... Was inactive for three straight games with a hamstring injury - **10/30 at HOU**, **11/13 at IND** and **11/20 at CLE** ... Recorded his first career reception on **11/27 vs. HOU**, a 25-yarder from Blaine Gabbert ... Scored his first career TD on a five-yard pass in the second quarter on **12/5 vs. SD**. Also had three kickoff returns for 63 yards ... Injured his hamstring on **12/11 vs. TB** and missed the final three games ...

COLLEGE: Four-year letterman and three-time All-America selection, playing in 56 career games ... Set several Ohio Athletic Conference records and etched his name in NCAA Division III record books ... Finished career with 78 career touchdowns and 468 points scored, the second-most in conference history ... Accounted for 5,989 all-purpose yards (108.9 yards per game), the second-most in conference history ... Career totals included 259 receptions for 4,705 yards and 63 TDs ... His 63 career receiving TDs are most in school history and second in NCAA Division III history ... Set school and conference career marks for receptions and receiving yards ... Rushed for 492 yards on 75 carries with 12 TDs ... Added two punt returns for a TD and a kickoff return for a score ... Two-time Ohio Athletic Conference Ed Sherman Award Winner, given to the conference's top WR ... Was teammate for two seasons with Redskins WR Pierre Garcon and topped his old school record for career receiving yards (4,380) ... Played in 12 games at WR as a senior but also saw action at QB, KR, PR and DB ... Consensus All-America and unanimous first-team all-conference selection ... Led team with 70 receptions for 1,196 yards with 18 TDs ... Had 13 kickoff returns for 325 yards (25.0 avg.) including an 80-yard return for a score against Delaware ... Added 26 rushes for 113 yards with one TD rushing ... Played in all 15 games as a junior ... Team captain ... Consensus All-America selection by D3Football.com, AFCA and AP Little All-America ... Named D3Football.com National Offensive Player of the Year ... Set school and conference record with 100 receptions for 1,736 yards with 19 TDs ... Finished with 13 receptions for 297 yards with two TDs at Heidelberg including a 79-yard reception, the second-most receiving yards in school history ... Appeared in all 15 games as a sophomore and set league and conference record with 23 receiving TDs ... Finished with 77 receptions for 1,484 yards (19.3 avg.) ... Returned 11 punts for 91 yards (8.3 avg.) and ranked second on team with 1,620 all-purpose yards ... Split time at QB and WR as a freshman, playing in 14 games ... Was 16 of 24 passing for 209 yards ... Added 12 receptions for 289 yards with three TDs and 12 rushes for 108 yards with two TDs ... Began season at QB but made move to WR ... Health and physical education major.

PERSONAL: Single with son, Cecil Shorts IV ... Attended Collinwood High School (Ohio) ... All-District and All-Conference selection at QB ... Played under his father, Cecil Shorts, Jr. ... Member of the Mount Union chapter of Fellowship of Christian Athletes ... Received All-America honors from U.S. Track & Field and Cross Country Coaches Association ... Won 2008 outdoor 400 hurdle title at the Malone Jack Hazen Open ... Won the 4x400 relay event at Zips Invitational ... Sister, Candice, runs cross country and plays basketball at John Carroll ... Twitter handle is @CecilShortsIII ... Full name: Cecil Shorts III.

CECIL SHORTS REGULAR SEASON STATISTICS

RECEIVING	GP/GS	NO	YDS	AVG	LG	TD
2011 Jacksonville	10/0	2	30	15.0	25	1
2012 Jacksonville	14/9	55	979	17.8	80t	7
2013 Jacksonville	13/13	66	777	11.8	59	3
NFL Totals: 3 years	37/22	123	1,786	14.5	80t	11

RETURNS	PUNT RETURNS					KICKOFF RETURNS					
	NO	FC	YDS	AVG	LG	TD	NO	YDS	AVG	LG	TD
2011 Jacksonville	12	6	50	4.2	27	0	4	82	20.5	23	0

SHORTS' 2013 GAME-BY-GAME STATISTICS

DATE	GAME	RECs	YDS	AVG.	LG	TD
09/08	vs. Kansas City	3	40	13.3	24	0
09/15	at Oakland	8	93	11.6	22	0
09/22	at Seattle	8	143	17.9	59	0
09/29	vs. Indianapolis	7	61	8.7	15	0
10/06	at St. Louis	5	74	14.8	28	1
10/13	at Denver	0	0	0.0	0	0
10/20	vs. San Diego	8	80	10.0	22	0
10/27	vs. San Francisco	7	74	10.6	15	0
	BYE WEEK					
11/10	at Tennessee	2	42	21.0	22	0
11/17	vs. Arizona	2	22	11.0	11	0
11/24	at Houston	8	71	8.9	16	0
12/01	at Cleveland	6	64	10.7	20t	1
12/05	vs. Houston	2	13	6.5	7	1
12/15	vs. Buffalo			INACTIVE (groin)		
12/22	vs. Tennessee			INJURED RESERVE		
12/29	at Indianapolis			INJURED RESERVE		
2013 TOTALS		66	777	11.8	59	3

SHORTS' 2012 GAME-BY-GAME STATISTICS

DATE	GAME	RECs	YDS	AVG.	LG	TD
09/09	at Minnesota	4	74	18.5	39t	1
09/16	vs. Houston	0	0	0.0	0	0
09/23	at Indianapolis	1	80	80.0	80	1
09/30	vs. Cincinnati	1	8	8.0	8	0
10/07	vs. Chicago	2	43	21.5	34	0
10/21	at Oakland	4	79	19.8	42t	1
10/28	at Green Bay	8	116	14.5	35	0
11/04	vs. Detroit	3	56	18.7	25	0
11/08	vs. Indianapolis	6	105	17.5	52	1
11/18	at Houston	3	81	27.0	67t	1
11/25	vs. Tennessee	4	105	26.3	59t	1
12/02	at Buffalo	7	77	11.0	24	1
12/16	at Miami	6	101	16.8	30	0
12/23	vs. New England	6	54	9.0	18	0
12/30	at Tennessee			Injured Reserve		
2012 TOTALS		55	979	17.8	80t	7

SHORTS' 2011 GAME-BY-GAME STATISTICS

DATE	GAME	RECs	YDS	AVG.	LG	TD
09/11	vs. Tennessee	0	0	0.0	0	0
09/19	at New York Jets	0	0	0.0	0	0
09/26	at Carolina	0	0	0.0	0	0
10/02	vs. New Orleans	0	0	0.0	0	0
10/09	vs. Cincinnati	0	0	0.0	0	0
10/16	at Pittsburgh	0	0	0.0	0	0
10/24	vs. Baltimore	0	0	0.0	0	0
10/30	at Houston	0	0	0.0	0	0
11/13	at Indianapolis	0	0	0.0	0	0
11/20	at Cleveland	0	0	0.0	0	0
11/27	vs. Houston	1	25	25.0	25	0
12/05	vs. San Diego	1	5	5.0	5t	1
12/11	vs. Tampa Bay	0	0	0.0	0	0
12/15	at Atlanta			Inactive (hamstring)		
12/24	at Tennessee			Inactive (hamstring)		
01/01	vs. Indianapolis			Inactive (hamstring)		
2011 TOTALS		2	30	15.0	25	1

2

RICKY STANZI

QUARTERBACK

6-4 228 LBS.


IOWA

BORN SEPTEMBER 3, 1987

MENTOR, IOWA

ACQ. WAIVERS (KANSAS CITY) 2013

EXP: 3RD YEAR



GAMES PLAYED/STARTED: 2011 (0/0), 2012 (0/0), 2013 (0/0)

NFL TOTALS: 0 games, 0 starts

POSTSEASON TOTALS: 0 games, 0 starts

TRANSACTIONS: Originally drafted by Kansas City in the fifth round (135th overall) of the 2011 NFL Draft ... Waived on 08/25/13 ... Claimed off waivers by the Jaguars from Kansas City on 08/27/13 ... Waived on 9/28/13 ... Signed as a free agent by Jacksonville on 9/30/13.

PRO: Third-year QB who was claimed off waivers (Kansas City) on Aug. 27, 2013 ... Spent two seasons in Kansas City as the backup ... Was active but did not play in three games in 2012 and six games in 2011 ...

2013: Signed by the Jaguars prior to week one of the regular season ... Was inactive for 11 games and dressed but did not play in four games ...

2012: Was active but did not play in three games and was inactive in 13 contests ...

2011: Served as the backup quarterback in six games and was inactive for 10 contests ... Completed 18 of 34 passes in the preseason for 213 yards with one TD and one INT ...

COLLEGE: Played in 39 games (35 starts) at Iowa, posting a 26-9 record as a starter ... Completed 542 of 907 passes for 7,377 yards with 56 touchdowns and 31 interceptions for a 141.6 rating ... Threw at least one touchdown pass in 21 consecutive games, the longest streak in school history ... Started all 13 games as a senior in 2010 ... Completed 221 of 345 passes for 3,004 yards, with 25 touchdowns and six interceptions for a 157.6 passer rating... Finished fourth in the Big Ten and 12th in the NCAA with a 157.6 pass efficiency rating ... His 25 TD passes were the third-best seasonal total in school history ... Received Iowa's Roy J. Carver Most Valuable Player Award for offense and the Hayden Fry "Extra Heartbeat" Award ... Started 11 games in 2009 as a junior ... Completed 171 of 304 passes for 2,417 yards with 17 TDs and 15 INTs ... Ranked fourth in the Big Ten in passing efficiency (131.6), fifth in passing yards per game (219.7) and sixth in total offense per game (216.9) ... Named All-Big Ten Conference honorable mention ... Earned the team's Roy J. Carver Most Valuable Player Award ... Named the club's offensive captain and a member of the Leadership Group ... Earned All-America honorable mention accolades from Pro Football Weekly ... Played in 13 games as a sophomore in 2008, starting 11 contests ... Completed 150 of 254 passes for 1,956 yards with 14 TDs and nine INTs ... Ranked fourth in the Big Ten Conference with a 134.8 pass efficiency rating ... Played in two games, attempting four passes as a redshirt freshman in 2007 ... Redshirted as a true freshman in 2006 ... Majored in Interdisciplinary Business Studies.

PERSONAL: Attended Lake Catholic High School in Mentor, Ohio where he threw for 3,970 yards and 37 TDs and rushed for 1,130 yards ... Earned first-team All-State, All-District, All-Conference and Team MVP honors as a senior ... Named the 2005 Ohio Division III Offensive Player of the Year ... Twitter handle is @RickyStanzi.

54

NATE STUPAR

LINEBACKER

6-2 240 LBS.


PENN STATE

BORN MARCH 14, 1988

STATE COLLEGE, PENNSYLVANIA

ACQ: WAIVERS (SAN FRANCISCO) 2013

EXP: 1ST YEAR



45

WILL TA'UFO'OU

FULLBACK

5-11 247 LBS.


CALIFORNIA

BORN JUNE 19, 1986

SAN CARLOS, CALIFORNIA

ACQ. FREE AGENT 2012

EXP: 2ND YEAR



GAMES PLAYED/STARTED: 2013 (12/0)

NFL TOTALS: 12 games, 0 starts

JAGUARS TOTALS: 7 games, 0 starts

TRANSACTIONS: Originally selected by Oakland in the 7th round (230th overall) of the 2012 NFL Draft ... Waived on 8/31/2012 ... Signed by Oakland to practice squad on 9/1/2012 ... Waived on 9/12/2012 ... Signed by Philadelphia to practice squad on 11/19/2012 ... Signed by San Francisco to practice squad on 1/8/2013 ... Waived on 11/2/2013 ... Claimed off waivers by Jacksonville on 11/4/13.

PRO: First-year LB has played in 12 career games, mainly on special teams where he made 10 tackles ... Has spent time with Oakland, Philadelphia, San Francisco and Jacksonville ... Was claimed off waivers by the Jaguars on Nov. 4, 2013 and played in seven games for the club ... Four-year letterman at Penn State

2013: Appeared in five games and made five special teams tackles for the 49ers before being waived on Nov. 2 ... Made a career-high three special teams tackles (two solo) on **9/26 at STL** ... Made one special teams tackle on **10/6 vs. HOU** and **10/27 at JAX** ... Claimed off waivers by the Jaguars on Nov. 4 and played in seven games, making five special teams tackles ... Was inactive on **11/10 at TEN** ... **11/17 vs. ARI:** Made Jaguars debut and saw action on special teams ... **11/24 at HOU:** Had one special teams tackle ... **12/1 at CLE:** Had one special teams tackle ... **12/5 vs. HOU:** Saw action on special teams ... **12/15 vs. BUF:** Had one special teams tackle ... **12/22 vs. TEN:** Saw action on special teams ... **12/29 at IND:** Led team with two special teams tackles in season-finale ...

2012: Spent the 2012 season as a member of the practice squad for the Oakland Raiders, Philadelphia Eagles and San Francisco 49ers before signing a Reserve/Futures contract with the 49ers following the season ...

COLLEGE: Four-year letterman from 2008-2011 at Penn State ... Did not miss a game, making 52 appearances ... As a senior, started nine of 13 games and ranked third on the team with 80 tackles ... During his junior year, played in every game (with seven starts) and finished third on the team with 73 tackles ... Three-time Academic All-Big ... Majored in film and video.

PERSONAL: Married (Marissa) ... Attended State College Area High School where he was rated among the nation's top-10 DE/OLB prospects in 2006 ... Named Pennsylvania's Defensive Player of the Year and Mid-Penn Defensive MVP as a senior ... First-team All-State selection ... Made 60 tackles and 8.0 sacks as a senior in addition to catching 39 passes for 624 yards and eight TDs as a TE/WR ... Two-year starter in both basketball and lacrosse ... Older brother, Jonathan, is an NFL tight end who played for the Buffalo Bills from 2009-2010 and uncle, Jeff Hostetler, is a retired NFL quarterback ... Full name is Stephen Nathan Stupar.

2013 GAME-BY-GAME STATISTICS

DATE	GAME	TKL	SOLO	ASST	FF	FR	STT
09/26	at St. Louis	0	0	0	0	0	3
10/06	vs. Houston	0	0	0	0	0	1
10/13	vs. Arizona	0	0	0	0	0	0
10/20	at Tennessee	0	0	0	0	0	0
10/27	at Jacksonville	0	0	0	0	0	1
SAN FRANCISCO TOTALS:		0	0	0	0	0	5

DATE	GAME	TKL	SOLO	ASST	FF	FR	STT
11/10	at Tennessee	INACTIVE					
11/17	vs. Arizona	0	0	0	0	0	0
11/24	at Houston	0	0	0	0	0	1
12/01	at Cleveland	0	0	0	0	0	1
12/05	vs. Houston	0	0	0	0	0	0
12/15	vs. Buffalo	0	0	0	0	0	1
12/22	vs. Tennessee	0	0	0	0	0	0
12/29	at Indianapolis	0	0	0	0	0	2
2013 TOTALS		0	0	0	0	0	10

Additional Statistics: Special teams tackles - 10 in 2013

GAMES PLAYED/STARTED: 2012 (6/1), 2013 (16/7)

NFL TOTALS: 22 games, 8 starts

POSTSEASON TOTALS: 0 games, 0 starts

TRANSACTIONS: Originally signed by Chicago to practice squad on 9/6/09 ... Waived on 8/31/10 ... Signed by Chicago as an unrestricted free agent on 7/29/11 ... Waived on 9/6/11 ... Signed by Cleveland to practice squad on 9/14/11 ... Waived on 11/8/11 ... Signed by Denver to practice squad on 12/22/11 ... Waived on 12/27/11 ... Signed by Tennessee as a free agent on 1/10/12 ... Waived on 5/1/12 ... Signed by Jacksonville as a free agent on 7/28/12 ... Waived on 8/31/12 ... Signed by Jacksonville to practice squad on 9/1/12 ... Activated to 53-man roster on 11/3/12 ... Waived on 11/19/12 ... Signed by Jacksonville to practice squad on 11/21/12 ... Activated to 53-man roster on 11/24/12 ... Waived on 12/1/12 ... Signed by Jacksonville to practice squad on 12/3/12 ... Activated to 53-man roster on 12/4/12 ... Waived on 12/17/12 ... Signed by Jacksonville to practice squad on 12/19/12 ... Signed by Jacksonville as a free agent on 12/31/12.

PRO: Second-year FB has spent time with Chicago, Cleveland, Denver, Tennessee and Jacksonville ... Has played in 22 games with eight starts the last two seasons ... Totaled one rush for one yard and 11 receptions for 45 yards ... Added seven special teams tackles ... Four-year letterman at California ...

2013: Played in all 16 games ... Ranked second on the team with a career-high seven special teams tackles ... Added one rush for one yard and 10 catches for 40 yards ... **9/8 vs. KC:** Made first career start at FB and finished with first career catch for 11 yards. Had two special teams tackles ... **9/15 at OAK:** Started at FB and had two catches for five yards. Recorded two special teams tackles for the second consecutive game ... **10/27 vs. SF:** Started at FB and registered a career-high three catches for three yards ... **11/21 at CLE:** Paved the way for 112 rushing yards including 77 by Maurice Jones-Drew ... **12/5 vs. HOU:** Saw action at FB and on special teams. Paved the way for a season-high 149 yards on 28 carries ...

2012: Saw first career NFL action, playing in six games with one start ... Was signed by Tennessee on Jan. 10 and waived on May 1 ... Spent preseason with the Jaguars and first eight weeks of the regular season on the club's practice squad ... Activated to 53-man roster on Nov. 3 ... Made NFL debut on **11/4 vs. DET** and played on special teams and saw action at FB ... Saw action on special teams and at FB on **11/8 vs. IND** and **11/18 at HOU** ... Had a five-yard reception on **11/25 vs. TEN** ...

2011: Spent preseason with Chicago before he was waived on final cuts ... Also saw time on Cleveland and Denver practice squads ...

2010: Spent preseason with Chicago before he was waived on final cuts ...

2009: Was signed by Chicago to practice squad on Sept. 6 where he spent the remainder of the season.

COLLEGE: Four-year letterman ... Appeared in 49 games, making 13 starts ... Had 16 career rushes for 80 yards and 13 receptions for 93 yards and one TD ... Helped pave the way for two 1,500-yard rushers (2007-08) ... All-Pac-10 honorable mention selection as a senior ... Honored with school's Joe Roth Award for courage, attitude and sportsmanship ... Played in all 13 games with eight starts as a senior ... Had seven receptions for 27 yards and 26 yards on four carries ... Saw action in 13 games with four starts as a junior ... Rushed for 52 yards on 11 carries ... Appeared in all 13 games as a sophomore ... Played in 11 games as a redshirt freshman, primarily on special teams ... Majored in sociology.

PERSONAL: Married (Shariana) ... Born in Redwood City, California ... Last name pronounced tau-FOE-oh.

REGULAR SEASON RUSHING CAREER STATISTICS

YEAR	TEAM	GP/GS	NO	YDS	AVG.	LG	TD
2012	Jacksonville	6/1	0	0	0	0	0
2013	Jacksonville	16/7	1	1	1.0	1	0
NFL Totals: 2 years		22/8	1	1	1.0	1	0

Additional Statistics: Receiving 1-5 in 2012, 10-40 in 2013; Special Teams Tackles 7 in 2013

13

KERRY TAYLOR

WIDE RECEIVER
6-0 200 LBS.
ARIZONA STATE
BORN FEBRUARY 20, 1989
CHANDLER, ARIZONA
ACQ: PRACTICE SQUAD (ARIZONA) 2013
EXP: 1ST YEAR



GAMES PLAYED/STARTED: 2013 (10/4)
NFL TOTALS: 10 games, 4 starts
JAGUARS TOTALS: 7 games, 4 starts
TRANSACTIONS: Originally signed by Green Bay as an undrafted free agent on 7/28/11 ... Waived on 9/3/11 ... Signed by New England to practice squad on 9/5/11 ... Waived on 9/16/11 ... Signed by San Francisco to practice squad on 10/12/11 ... Waived on 10/18/11 ... Signed by Minnesota to practice squad on 10/26/11 ... Waived on 8/25/12 ... Claimed off waivers by New England on 8/27/12 ... Waived on 8/31/12 ... Signed by New England to practice squad on 9/5/12 ... Waived on 9/20/12 ... Signed by Arizona to practice squad on 9/24/12 ... Signed to Arizona's 53-man roster on 12/26/12 ... Waived on 08/31/13 ... Signed by Arizona to practice squad on 9/2/13 ... Signed to active roster on 9/14/13 ... Waived on 10/8/13 ... Signed by Arizona to practice squad on 10/9/13 ... Signed by Jacksonville to active roster on 11/4/13.

PRO: First-year WR has spent time with Green Bay, New England, San Francisco, Minnesota and Arizona ... Has appeared in 10 games and made 22 receptions for 229 yards (10.4 avg.) ... Originally signed by the Green Bay Packers as an undrafted rookie in 2011 ... Four-year letterman at Arizona State.

2013: Saw action in 10 games with four starts ... Played in final seven games for the Jaguars after being signed off the Cardinals practice squad on Nov. 4 and totaled 19 receptions for 189 yards and one TD ... Saw action in three games for the Cardinals and had three catches for 40 yards ... Made his NFL debut on **9/15 vs. DET** and made three receptions for 40 yards ... **11/17 vs. ARI:** Made Jaguars debut and faced his former team, finishing with two receptions for 20 yards ... **11/24 at HOU:** Made first career start and had a seven-yard reception on third down to pick up a first down ... **12/22 vs. TEN:** Had four receptions for the second straight week for 45 yards with a long of 17 yards. Had a career-long 43-yard kickoff return in the fourth quarter ... **12/29 at IND:** Led team with a career-high eight receptions for 75 yards including a 15-yard TD catch in the fourth quarter ...

2012: Spent training camp with Minnesota ... Also spent time on the practice squad for New England and Arizona ... Signed to Arizona's 53-man roster on Dec. 26 ... Active but did not play in season finale on **12/30 at SF** ...

2011: Originally signed as a rookie free agent by the Packers and then spent time on New England, San Francisco and Minnesota's practice squad.

COLLEGE: Played in 46 games and made 20 starts in four years at Arizona State ... Totaled 112 receptions for 1,433 yards and seven TDs ... Led the team and set career highs with 54 catches for 699 yards and tied a career high with three TD catches as a senior in '10 ... Made a career-high eight starts and had 23 receptions for 276 yards as a junior ... Played in all 12 games and finished third on the team with 27 catches for 405 yards and three TDs as a sophomore ... Was one of three true freshmen to see action in '07, when he totaled eight receptions for 53 yards and one TD, which came in his first career game.

PERSONAL: Attended Hamilton (Chandler, AZ) High School where he helped lead the team to a 5A state championship as a senior in 2006 ... Caught 40 passes for 760 yards and 11 TDs as a senior ... Earned all-area and All-State honors as a junior after recording 40 receptions for 800 yards and 11 TDs ... Is the son of former NFL defensive back Keith Taylor and the nephew of former San Francisco 49ers wide receiver John Taylor ... Twitter handle is @KerryTaylor15.

2013 GAME-BY-GAME STATISTICS

DATE	GAME	REC	YDS	AVG.	LG	TD
11/10	at Tennessee			Inactive		
11/17	vs. Arizona	2	20	10.0	15	0
11/24	at Houston	1	7	7.0	7	0
12/01	at Cleveland	0	0	0.0	0	0
12/05	vs. Houston	0	0	0.0	0	0
12/15	vs. Buffalo	4	42	10.5	16	0
12/22	vs. Tennessee	4	45	11.3	17	0
12/29	at Indianapolis	8	75	9.4	15	1
2013 JAGUARS TOTALS		19	189	9.9	17	1
2013 TOTALS		22	229	10.4	17	1

52

J.T. THOMAS

LINEBACKER
6-1 236 LBS.
WEST VIRGINIA
BORN AUGUST 15, 1988
FORT LAUDERDALE, FLORIDA
ACQ. WAIVERS (CHICAGO) 2013
EXP: 3RD YEAR



GAMES PLAYED/STARTED: 2012 (16/0), 2013 (15/2)
NFL TOTALS: 31 games, 2 starts
JAGUARS TOTALS: 15 games, 2 starts
POSTSEASON TOTALS: 0 games, 0 starts
TRANSACTIONS: Originally drafted by Chicago in the sixth round (195th overall) of the 2011 draft ... Waived on 8/31/13 ... Claimed off waivers by Jacksonville on 9/1/13.

PRO: Third-year LB also sees action on special teams ... Has played in 31 games with two starts and totaled 17 tackles, two forced fumbles and two tackles for loss ... Was claimed off waivers from Chicago on Sept. 1, 2013 ... Originally a sixth-round draft pick of the Bears in 2011 ... Missed entire regular season as a rookie with a hip injury and saw action in all 16 games in 2012 ... Three-year starter at West Virginia ...

2013: Spent preseason with Chicago before he was claimed off waivers by the Jaguars on Sept. 1 ... Played in 15 games with two starts and totaled 17 tackles (12 solo), two tackles for loss and one QB pressure ... Tied for third on the team with six special teams tackles ... **9/8 vs. KC:** Made Jaguars debut, seeing action on special teams. Blocked a Dustin Colquitt punt following Chiefs first drive that resulted in a safety ... **9/15 at OAK:** Inactive (groin) ... **10/6 at STL:** Saw action on special teams and led team with two tackles ... **11/17 vs. ARI:** Led the team with two special teams tackles. Also saw action on defense at LB ... **11/24 at HOU:** Saw action on defense and on special teams. Had one special teams tackle ... **12/1 at CLE:** Saw action on defense and special teams. Finished with one tackle for loss ... **12/15 vs. BUF:** Saw action at LB and totaled three tackles (two solo) ... **12/22 vs. TEN:** Made first career start and totaled six solo tackles ... **12/29 at IND:** Started at LB and registered a career-high seven tackles (three solo) with one tackle for loss and one forced fumble ...

2012: Played in all 16 games, primarily on special teams ... Finished with six special teams tackles and one forced fumble ...

2011: Spent entire rookie season on injured reserve after suffering a hip injury in the preseason.

COLLEGE: Three-year starter at LB ... Two-time All-Big East first-team selection ... Played in 49 career games with 39 starts ... Career totals included 233 tackles (106 solo), 6.0 sacks and 27 tackles for loss ... Added two INTs, 13 passes defended, four forced fumbles and four fumble recoveries ... Started all 13 games as a senior and ranked second on the team with 73 tackles (36 solo) ... Credited with 2.5 sacks, seven tackles for loss, two forced fumbles and two fumble recoveries ... Earned All-Big East first-team honors ... Registered a career-high 76 tackles as a junior and earned All-Big East first-team honors ... Selected as the 'Iron Mountaineer' by his teammates, an award presented to the most outstanding performers in WVU's offseason strength and conditioning program ... Awarded the Gridiron Gladiator Award from the coaching staff ... Started for first time as a sophomore and collected 65 tackles (23 solo), three sacks and a team-high 10 tackles for loss ... Saw action in 10 games as a redshirt freshman and totaled 19 tackles ... Received a medical redshirt as a freshman ... Won 2006 Danny Van Etten Award for scout team Player of the Year on defense.

PERSONAL: Attended Blanche Ely High School (Fla.) where he was a team captain and team's MVP as a senior ... Teammate of Arizona Cardinals' Patrick Peterson ... Ranked Florida Top 100 player by Rivals.com ... Father, J.T. Thomas, Sr., was a LB at West Virginia from 1994-95 ... Took a disabled eighth-grade girl in Morgantown, W.V. to her eighth grade dance in May of 2011 ... Gave a 14-year old boy with epilepsy tickets to Super Bowl XLVI ... Twitter handle is @TheRealJT3 ... Full name: J.T. Thomas II.

THOMAS' 2013 GAME-BY-GAME STATISTICS

DATE	GAME	TKL	SOLO	ASST	ST	SACKS	FF	FR	PD	TFL	INT
09/08	vs. Kansas City	0	0	0	0	0.0	0	0	0	0	0
09/15	at Oakland					INACTIVE					
9/22	at Seattle	0	0	0	1	0.0	0	0	0	0	0
09/29	vs. Indianapolis	0	0	0	0	0.0	0	0	0	0	0
10/06	at St. Louis	0	0	0	2	0.0	0	0	0	0	0
10/13	at Denver	0	0	0	0	0.0	0	0	0	0	0
10/20	vs. San Diego	0	0	0	0	0.0	0	0	0	0	0
10/27	vs. San Francisco	0	0	0	0	0.0	0	0	0	0	0
	BYE WEEK										
11/10	at Tennessee	0	0	0	0	0.0	0	0	0	0	0
11/17	vs. Arizona	0	0	0	2	0.0	0	0	0	0	0
11/24	at Houston	0	0	0	1	0.0	0	0	0	0	0
12/01	at Cleveland	1	1	0	0	0.0	0	0	0	1	0
12/05	vs. Houston	0	0	0	0	0.0	0	0	0	0	0
12/15	vs. Buffalo	3	2	1	0	0.0	0	0	0	0	0
12/22	vs. Tennessee	6	6	0	0	0.0	0	0	0	0	0
12/29	at Indianapolis	7	3	4	0	0.0	1	0	0	1	0
2013 TOTALS		17	12	5	6	0.0	1	0	0	2	0

THOMAS' REGULAR SEASON STATISTICS

TACKLES	GP/GS	TKL	SOLO	ASST	ST	SACKS	FF	FR	PD	INT	TFL
2012 Chicago	16/0	0	0	0	6	0.0	1	0	0	0	0
2013 Jacksonville	15/2	17	12	5	6	0.0	1	0	0	0	2
NFL Totals: 2 years	31/1	17	12	5	12	0.0	2	0	0	0	2

Additional Statistics: Blocked punt on 9/8/13 vs. KC

46

CARSON TINKER



LONG SNAPER

6-0 233 LBS.

ALABAMA

BORN NOVEMBER 15, 1989

MURFREESBORO, TENNESSEE

ACQ. ROOKIE FREE AGENT 2013

GAMES PLAYED/STARTED: 2013 (16/0)

NFL TOTALS: 16 games, 0 starts

POSTSEASON TOTALS: 0 games, 0 starts

TRANSACTIONS: Originally signed as an undrafted rookie by Jacksonville on 4/27/13.

PRO: Signed as an undrafted rookie in 2013 and earned the job at long snapper ... Played in all 16 games and had three special teams tackles ... Was a two-year letterman at Alabama ...

2013: 9/8 vs. KC: Made NFL debut and served as long snapper on franchise-record 11 punts ... **9/29 vs. IND:** Saw action as long snapper on special teams and made first career tackle ... **11/17 vs. ARI:** Had one special teams tackle ... **12/1 at CLE:** Had one special teams tackle on punt return in the first quarter ...

COLLEGE: Two-year letterman ... Appeared in 38 games at LS ... Started all 13 games as a senior and successfully completed 133 of 135 snapping attempts ... As a junior, handled both field goal/extra point duties and punt duties and successfully completed all 130 snapping opportunities (91 FG/PAT and 39 punts) ... As a sophomore, started all 13 games and was 121 of 123 on snapping opportunities (58 PAT, 40 punts and 24 FG) ... As a freshman, saw action in a 45-0 win over Chattanooga on homecoming ... Redshirted in 2008.

PERSONAL: Attended Riverdale (Tenn.) High School in Murfreesboro, Tenn. ... Led team to an 11-1 record as a senior ... Went 11-2 as a junior ... Majored in pre-business.


2013 GAME-BY-GAME STATISTICS

DATE	GAME	STT
09/08	vs. Kansas City	0
09/15	at Oakland	0
09/22	at Seattle	0
09/29	vs. Indianapolis	1
10/06	at St. Louis	0
10/13	at Denver	0
10/20	vs. San Diego	0
10/27	vs. San Francisco	0
	BYE WEEK	
11/10	at Tennessee	0
11/17	vs. Arizona	1
11/24	at Houston	0
12/01	at Cleveland	1
12/05	vs. Houston	0
12/15	vs. Buffalo	0
12/22	vs. Tennessee	0
12/29	at Indianapolis	0
2013 TOTALS		3

30

JORDAN TODMAN

RUNNING BACK
5-10 198 LBS.
CONNECTICUT
BORN FEBRUARY 24, 1990
NORTH DARTMOUTH, MASSACHUSETTS
ACQ. PRACTICE SQUAD (MINNESOTA) 2013
EXP: 1ST YEAR



GAMES PLAYED/STARTED: 2011 (ps), 2012 (1/0), 2013 (16/2)
NFL TOTALS: 17 games, 2 starts
POSTSEASON TOTALS: 0 game, 0 starts
TRANSACTIONS: Originally drafted by San Diego in the sixth round (183rd) of the 2011 draft ... Waived on 10/22/11 ... Signed by San Diego to practice squad on 10/26/11 ... Signed by Minnesota to active roster on 12/27/11 ... Waived on 8/31/12 ... Signed by Minnesota to practice squad on 9/1/12 ... Signed by Jacksonville to active roster on 11/27/12.

PRO: First-year RB has spent time with San Diego, Minnesota and Jacksonville ... Has played in 17 career games including 16 in 2013 and totaled 76 carries for 256 yards and two TDs and 14 receptions for 116 yards and one TD ... Also sees action as a kickoff returner with a 27.4-yard average on 26 returns ... Was a sixth-round pick of the Chargers in 2011 and spent time on the club's active roster and practice squad as a rookie ... Spent 2012 preseason with Vikings and first 12 weeks of the regular season on the club's practice squad ... Signed by Jacksonville to active roster on Nov. 27, 2012 and played in one game ... Played under Jaguars running backs coach Terry Richardson at Connecticut.

2013: Played in all 16 games with two start ... Totaled 76 carries for 256 yards and two TDs and 14 receptions for 116 yards and one score ... Also saw action as a kick returner, averaging 27.4 yards on 26 returns ... Ranked fourth in the AFC and seventh in the NFL in kickoff return average ... **9/22 at SEA:** Scored first career TD on three-yard run in the fourth quarter. Finished with two carries for five yards ... **9/29 vs. IND:** Had two rushes for four yards and added one special teams tackle ... **10/20 vs. SD:** Had one carry for eight yards and returned two kickoffs for a 31.0-yard average ... **10/27 vs. SF:** Returned six kickoffs for 115 yards (19.2 avg.) with a long of 40 yards ... **11/10 at TEN:** Scored on a five-yard run in the third quarter. Also had three kickoff returns for 99 yards with a long of 46 yards Added one catch for two yards ... **11/17 vs. ARI:** Returned four kicks for a 36.0-yard average with a career-long of 59 yards. Added two rushes for nine yards and had a reception for minus-five yards ... **11/24 at HOU:** Had 11 rushes for 31 yards and added one reception for five yards ... **12/5 vs. HOU:** Had seven carries for 14 yards and caught at 21-yard TD pass from WR Ace Sanders in the third quarter, his first career receiving TD. Had two kickoff returns for 48 yards with a long of 29 yards ... **12/15 vs. BUF:** Made first career start, replacing an injured Maurice Jones-Drew, and rushed for a career-high 109 yards on 25 carries. Added a career-high four catches for 44 yards and finished with 153 yards from scrimmage. Had runs of 33 and 16 yards and a reception of 30 yards ...

2012: Spent first 12 weeks of the regular season on Minnesota's practice squad ... Signed by Jacksonville to active roster on Nov. 27 ... Was inactive on **12/2 at BUF** ... Made NFL debut on **12/9 vs. NYJ** and carried three times for eight yards and returned four kickoffs for 78 yards ... Was inactive (calf) on **12/16 at MIA** and placed on injured reserve on Dec. 18.

2011: Spent first six weeks on San Diego's active roster but was inactive for each game ... Waived on Oct. 22 and re-signed to the practice squad for nine weeks ... Was signed by Minnesota to 53-man roster on Jan. 1 and was inactive for regular season finale.

COLLEGE: Left Connecticut following his junior season with 3,179 rushing yards, the third-most in school history ... Ranked third with 31 rushing TDs and second with 616 carries ... Finished with 15 100-yard rushing games including 10 as a junior ... Was unanimous Big East Conference Offensive Player of the Year as a junior, the first player to achieve the feat since Gino Toretta in 1992 ... Led conference in rushing with 1,695 yards, the second-best single-season mark in school history ... Scored 14 rushing touchdowns as a junior and senior ... Produced a career-high 222 yards as a senior vs. Pittsburgh ... Totaled 1,188 rushing yards as a junior ... Named Big East Special Teams Player of the Week in 2009 after posting a 96-yard kickoff return for a TD against Notre Dame ...

PERSONAL: Attended Dartmouth High School (Mass.) ... Ranked second in Massachusetts high school history with 5,083 career rushing yards ... Two-time all-state performer ... Named Massachusetts Division I Player of the Year by Boston Globe.

2013 GAME-BY-GAME STATISTICS

DATE	GAME	RUSHING					RECEIVING				
		NO	YDS	AVG	LG	TD	NO	YDS	AVG	LG	TD
09/08	vs. Kansas City	1	2	2.0	1	0	3	20	6.7	15	0
09/15	at Oakland	5	7	1.4	4	0	0	0	0.0	0	0
09/22	at Seattle	2	5	2.5	3t	1	0	0	0.0	0	0
09/29	vs. Indianapolis	2	4	2.0	3	0	0	0	0.0	0	0
10/06	at St. Louis	3	16	5.3	9	0	0	0	0.0	0	0
10/13	at Denver	1	0	0.0	0	0	0	0	0.0	0	0
10/20	vs. San Diego	1	8	8.0	8	0	0	0	0.0	0	0
10/27	vs. San Francisco	0	0	0.0	0	0	0	0	0.0	0	0
BYE WEEK											
11/10	at Tennessee	3	11	2.0	12	1	1	2	2.0	2	0
11/17	vs. Arizona	2	9	4.5	5	0	1	-5	-5.0	-5	0
11/24	at Houston	11	31	2.8	7	0	1	5	5.0	5	0
12/01	at Cleveland	5	31	6.2	13	0	1	12	12.0	12	0
12/05	vs. Houston	7	14	2.0	13	0	1	21	21.0	21t	1
12/15	vs. Buffalo	25	109	4.4	33	0	4	44	11.0	30	0
12/22	vs. Tennessee	6	6	1.0	5	0	1	5	5.0	5	0
12/29	at Indianapolis	2	3	1.5	3	0	1	12	12.0	12	0
2013 TOTALS		76	256	3.4	33	2	14	116	8.3	30	1

KICKOFF RETURNS

DATE	GAME	NO	YDS	AVG.	LG	TD
09/08	vs. Kansas City	0	0	0.0	0	0
09/15	at Oakland	0	0	0.0	0	0
09/22	at Seattle	0	0	0.0	0	0
09/29	vs. Indianapolis	2	53	26.5	27	0
10/06	at St. Louis	2	64	32.0	37	0
10/13	at Denver	0	0	0.0	0	0
10/20	vs. San Diego	2	62	31.0	33	0
10/27	vs. San Francisco	6	115	19.2	40	0
BYE WEEK						
11/10	at Tennessee	3	99	33.0	46	0
11/17	vs. Arizona	4	144	36.0	59	0
11/24	at Houston	1	27	27.0	27	0
12/01	at Cleveland	2	50	25.0	28	0
12/05	vs. Houston	2	48	24.0	29	0
12/15	vs. Buffalo	0	0	0.3	0	0
12/22	vs. Tennessee	0	0	0.0	0	0
12/29	at Indianapolis	2	50	25.0	28	0
2013 TOTALS		26	712	27.4	59	0

Additional Statistics: Special teams tackles - 4 in 2013

74

SAM YOUNG

OFFENSIVE TACKLE

6-8 316 LBS.

NOTRE DAME

BORN JUNE 24, 1987

CORAL SPRINGS, FLORIDA

ACQ: WAIVERS (BUFFALO) 2013

EXP: 4TH YEAR



GAMES PLAYED/STARTED: 2010 (2/0), 2011 (4/0), 2012 (12/4), 2013 (15/0)
NFL TOTALS: 33 games, 4 starts
JAGUARS TOTALS: 11 games, 0 starts
POSTSEASON TOTALS: 0 games, 0 starts
TRANSACTIONS: Originally drafted by Dallas in the sixth round (179th overall) of the 2010 NFL Draft ... Waived on 9/5/11 ... Claimed by Buffalo off waivers on 9/6/11 ... Waived on 10/7/13 ... Claimed by Jacksonville off waivers on 10/8/13.

PRO: Fourth-year OT who was claimed off waivers (Buffalo) on Oct. 8, 2013 ... Drafted in the sixth round by Dallas in 2010 and played in two games before being waived on Sept. 5, 2011 ... Played in 20 games with four starts (all in 2012) for the Bills after being claimed off waivers (via Dallas) on Sept. 6, 2011 ... Played in four games for Buffalo in 2012 before being released on Oct. 7, 2013.

2013: Played in 15 games, four for Buffalo and 11 for Jacksonville ... Began season with Bills before being released on Oct. 7 ... Claimed off waivers by the Jaguars on Oct. 8 ... Made Jaguars debut on **10/13 at DEN** and saw action on special teams ... **11/10 at TEN:** Saw action on special teams and for one play at LT in the third quarter ...

2012: Appeared in a career-high 12 games with four starts for Buffalo and was only penalized one time (false start) ...

2011: Saw action in four games for the Bills ...

2010: Played in two games for the Cowboys after being selected in the sixth round (179th overall) out of Notre Dame.

COLLEGE: Started 50 consecutive games (school-record at the time) on the offensive line (40 at LT, 10 at RT) ... In 2009, helped the Irish become one of the most prolific offenses in the country, rolling up more than 450 yards per game ... Became the first freshman to start every game in his career since freshmen officially became eligible in 1972 ... Named 2006 first-team Freshman All-America by The Sporting News ... Majored in Management-Entrepreneurship after enrolling in the Mendoza College of Business.

PERSONAL: Attended St. Thomas Aquinas High School (Fort Lauderdale, Fla.) where he played for coach George Smith ... First-team All-America offensive lineman on USA Today prep All-America squad ... Rated top lineman and one of 16 candidates for Parade All-America High School Player of the Year award ... During his junior and senior seasons, did not allow a single sack ... Named the 2005 Florida Gatorade Player of the Year in 2005 ... Played in the 2006 U.S. Army All-American Bowl ... Won the state title in shot put setting multiple school records at St. Thomas Aquinas.

JAGUARS 2013 MISCELLANEOUS STATISTICS

REGULAR SEASON HIGHS & LOWS

	JAGUARS		OPPONENTS	
	HIGH	LOW	HIGH	LOW
Points	32 at CLE	2 vs. KC	45 by SEA	6 by HOU
First Downs	22, at CLE, vs. BUF	12 vs. KC	28 by SEA	11 by HOU
Total Offense	363 at STL	178 vs. KC	479 by SEA	218 by HOU
Net Yards Rushing	159 vs. BUF	32 vs. ARI	226 by OAK	14 by ARI
Net Yards Passing	308 at IND	107 vs. KC	402 by ARI	114 by OAK
Offensive Plays	72, at CLE, vs. BUF	54 vs. IND	80 by HOU	55 by SF
Rushing Attempts	31 vs. BUF	16 vs. ARI	44 by BUF	19 by HOU
Pass Attempts	45 vs. SF	23 at TEN	58 by HOU	17 by SF
Pass Completions	29 vs. SF	13 vs. HOU	33 by HOU	11 by SF
Passes Had Intercepted	3 vs. IND	0, 4 times, last vs. HOU	2, by CLE, by HOU	0, 7 times, last by IND
Sacks Allowed	6, vs. KC, vs. SD	0 vs. SF	4 by BUF	0, by DEN, by SF
Fumbles	3, 3 times, last vs. BUF	0, 6 times, last vs. TEN	5 by TEN	0, 3 times, last by TEN
Fumbles Lost	2 vs. BUF	0, 11 times, last vs. TEN	3 by TEN	0, 9 times, last by IND
Total Turnovers	4 vs. BUF	0, 3 times, last vs. HOU	4 by TEN	0, 5 times, last by IND
Penalties	10 at OAK	4, 4 times, last vs. TEN	14 by HOU	1 by TEN
Yards Penalized	80 vs. BUF	19 at TEN	177 by HOU	4 by TEN
Time of Possession	33:41 at HOU	22:30	37:30 by SD	26:19 by HOU
Defensive Interceptions	2, at CLE, vs. HOU	0, 7 times, last at IND	3 by IND	0, 4 times, last by HOU
Total Takeaways	4 at TEN	0, 5 times, last at IND	4 by BUF	0, 3 times, last by HOU
Longest Drive (plays)	18 vs. SD	1, 11 times, last at CLE	14, 2 times, last vs. TEN	1, 12 times, last by IND
Longest Drive (yards)	93 vs. STL	(-13) at DEN	97 by CLE	(-18) by HOU
Third Down Conversions	8/15 vs. BUF	2/14 vs. ARI	10/18 by TEN	3/13 by TEN

REGULAR SEASON INDIVIDUAL HIGHS

	JAGUARS	OPPONENTS
Yards Rushing	109 by Jordan Todman vs. BUF	129 by Darren McFadden (OAK)
Rushing Attempts	25 by Jordan Todman vs. BUF	22 by Chris Johnson (TEN)
Rushing TDs	1, 7 times, last by Maurice Jones-Drew at HOU	3 by Knowshon Moreno (DEN)
Receptions	14 by Justin Blackmon at DEN	11 by T.Y. Hilton (IND)
Yards Receiving	190 by Justin Blackmon at DEN	261 by Josh Gordon (CLE)
Receiving TDs	1, 16 times, last by Kerry Taylor at IND	2, 3 times, last by Josh Gordon (CLE)
Combined Yards (Rush/Rec)	190 by Justin Blackmon at DEN	261 by Josh Gordon (CLE)
All-Purpose Yards	190 by Justin Blackmon at DEN	261 by Josh Gordon (CLE)
Yards Passing	331 by Chad Henne at IND	419 by Carson Palmer (ARI)
Pass Attempts	51 by Chad Henne at IND	42, 2 times, last by Carson Palmer (ARI)
Pass Completions	30 by Chad Henne at IND	30 by Carson Palmer (ARI)
TD Passes	2, 4 times, last by Chad Henne vs. TEN	4 by Russell Wilson (SEA)
Interceptions Thrown	3 by Blaine Gabbert vs. IND	2 by Brandon Weeden (CLE)
Longest Run	48 by Maurice Jones-Drew vs. HOU	50 by Donald Brown (IND)
Longest Pass Completion	67t by Chad Henne to Justin Blackmon at STL	95t by Brandon Weeden to Josh Gordon (CLE)
Longest Kickoff Return	59 by Jordan Todman vs. ARI	47 by Anthony Dixon (SF)
Longest Punt Return	17 by Ace Sanders vs. HOU	38 by Jordan Poyer (CLE)
Longest INT Return	59t by Paul Posluszny at DEN	82t by Matt Giordano (STL)
Longest Punt	61 by Bryan Anger vs. IND	65 by Pat McAfee (IND)
Longest Field Goal	55 by Josh Scobee vs. BUF	52 by Rob Bironas (TEN)
Touchdowns Scored	1, 25 times, last by Kerry Taylor at IND	3 by Knowshon Moreno (DEN)
Points Scored	12 by Josh Scobee at CLE	18 by Knowshon Moreno (DEN)

SCORING BY QUARTERS

	1	2	3	4	OT	TOTAL	1	2	3	4	OT	TOTAL	DIFFERENTIAL
9/9 vs. KC	2	0	0	0		2	14##	7*	0	7@		28	-26
9/15 at OAK	0	3	0	6#		9	7*	3	3	6		19	-10
9/22 at SEA	0	0	10*	7*		17	7#	17##	14##	7*		45	-28
9/29 vs. IND	3	0	0	0		3	0	20@*	14##	3		37	-34
10/6 at STL	10#	0	3	7#		20	7@	17##	0	10#		34	-14
10/13 at DEN	0	12@	7*	0		19	14##	0	14**	7*		35	-16
10/20 vs. SD	0	3	3	0		6	7*	7##	3	7*		24	-18
10/27 vs. SF	0	3	7#	0		10	14**	14#*	7*	7^		42	-32
11/10 at TEN	10*	3	7*	9^		29	0	7#	3	17*#		27	2
11/17 vs. ARI	14#*	0	0	0		14	7#	7*	10#	3		27	-13
11/24 at HOU	7*	3	0	3		13	0	3	3	0		6	7
12/1 at CLE	7#	13#	0	12#		32	7*	7#	7#	7#		28	4
12/5 vs. HOU	7#	10#	7#	3		27	0	7#	10#	3		20	7
12/15 vs. BUF	3	7#	3	7#		20	3	17#*	0	7#		27	-7
12/22 vs. TEN	7#	6#	3	0		16	3	3	7*	7*		20	-4
12/29 at IND	0	3	0	7#		10	17**	3	7#	3		30	-20
TOTALS	70	66	50	54		247	114	135	99	98		449	-202

*=TD Rushing / #=TD Passing / @=TD on INT Return / %=TD on Punt Return / ^=TD on Fumble Return
/ &=TD on Blocked Field Goal / !=TD on Kickoff Return / ~=TD on Blocked Punt Return



GAME-BY-GAME PASSING STATISTICS



CHAD HENNE

Date	Opponent	Att.	Comp.	Yds.	Comp. Pct.	Yds/Att	TD	TD%	INT	INT%	LG	Sack/Lost	RATING
8-Sep	Kansas City	6	3	36	50.0	6.00	0	0	0	0	24	0-0	68.8
15-Sep	@ Oakland*	38	25	241	65.8	6.34	1	2.6	0	0	30	5-27	92.1
22-Sep	@ Seattle*	38	18	235	47.4	6.18	0	0	2	5.3	59	3-21	45.4
29-Sep	Indianapolis	Did Not Play											
6-Oct	@ St. Louis	13	7	89	53.8	6.85	1	7.7	0	0	39	0-0	101.1
13-Oct	@ Denver*	42	27	303	64.3	7.21	0	0	2	4.8	23	2-12	65.9
20-Oct	San Diego*	36	23	318	63.9	8.83	0	0	1	2.8	43	6-43	80.6
27-Oct	San Francisco*	45	29	228	64.4	5.07	1	2.2	0	0	29t	0-0	84.3
10-Nov	@ Tennessee*	23	14	180	60.9	7.83	0	0	2	8.7	27	3-20	49.2
17-Nov	Arizona*	42	27	255	64.3	6.07	1	2.4	2	4.8	62t	2-13	69
24-Nov	@ Houston*	32	23	239	71.9	7.47	0	0	0	0	51	4-24	93.1
1-Dec	@ Cleveland*	40	22	195	55.0	4.88	2	5	1	2.5	25	2-1	74.5
5-Dec	Houston*	27	12	117	44.4	4.33	2	7.4	0	0	41	1-6	81.9
15-Dec	Buffalo*	36	21	237	58.3	6.58	2	5.6	2	5.6	30	5-42	73.5
22-Dec	Tennessee*	34	24	237	70.6	6.97	2	5.9	1	2.9	30	2-11	97.3
29-Dec	@ Indianapolis*	51	30	331	58.8	6.49	1	2	1	2	36	3-23	76.5
TOTALS		503	305	3241	60.6	6.44	13	2.6	14	2.8	62t	38-243	76.5

BLAINE GABBERT

Date	Opponent	Att.	Comp.	Yds.	Comp. Pct.	Yds/Att	TD	TD%	INT	INT%	LG	Sack/Lost	RATING
8-Sep	Kansas City*	35	16	121	45.7	3.46	0	0	2	5.7	18	6-50	30.8
15-Sep	@ Oakland	Inactive											
22-Sep	@ Seattle	Inactive											
29-Sep	Indianapolis*	32	17	179	53.1	5.59	0	0	3	9.4	31	4-14	30.6
6-Oct	@ St. Louis*	19	9	181	47.4	9.53	1	5.3	2	10.5	67t	2-3	59.2
13-Oct	@ DEN	Inactive											
20-Oct	San Diego	Inactive											
27-Oct	San Francisco	Did Not Play											
10-Nov	@ Tennessee	Did Not Play											
17-Nov	Arizona	Did Not Play											
24-Nov	@ Houston	Did Not Play											
1-Dec	@ Cleveland	Did Not Play											
5-Dec	Houston	Did Not Play											
15-Dec	Buffalo	Did Not Play											
22-Dec	Tennessee	Did Not Play											
29-Dec	@ Indianapolis	Did Not Play											
TOTALS		86	42	481	48.8	5.59	1	1.2	7	8.1	67t	12-67	36

* Denotes that the player started at QB

Additional Passing Statistics:

RB Denard Robinson; 0-1 on 11/24 at HOU;

RB Maurice Jones-Drew; 1-1, 8 yards, TD on 12/1 at CLE to TE Marcedes Lewis;

WR Ace Sanders; 1-1, 21 yards, TD on 12/5 vs. HOU to RB Jordan Todman;



GAME-BY-GAME RUSHING STATISTICS



Date	Opponent	MAURICE JONES-DREW					JORDAN TODMAN					BLAINE GABBERT				
		No.	Yds.	Avg.	Lg	TD	No.	Yds.	Avg.	Lg	TD	No.	Yds.	Avg.	Lg	TD
8-Sep	Kansas City	15	45	3	10	0	1	2	2	2	0	4	16	4	7	0
15-Sep	@ Oakland	10	27	2.7	8	0	5	7	1.4	4	0	Inactive				
22-Sep	@ Seattle	19	43	2.3	8	1	2	5	2.5	3t	1	Inactive				
29-Sep	Indianapolis	13	23	1.8	6	0	2	4	2	3	0	2	10	5	5	0
6-Oct	@ St. Louis	17	70	4.1	20	0	3	16	5.3	9	0	3	6	2	4	0
13-Oct	@ Denver	20	71	3.4	28	1	1	0	-	-	0	Inactive				
20-Oct	San Diego	9	37	4.1	11	0	1	8	8	8	0	Inactive				
27-Oct	San Francisco	19	75	3.9	30	0	0	0	0	--	0	Did Not Play				
10-Nov	@ Tennessee	21	41	2	12	1	3	11	3.7	5t	1	Did Not Play				
17-Nov	Arizona	14	23	1.6	9	1	2	9	4.5	5	0	Did Not Play				
24-Nov	@ Houston	14	84	6	44	1	11	31	2.8	7	0	Did Not Play				
1-Dec	@ Cleveland	23	77	3.3	18	0	5	31	6.2	13	0	Did Not Play				
5-Dec	Houston	14	103	7.4	48	0	7	14	2	13	0	Did Not Play				
15-Dec	Buffalo			Inactive			25	109	4.4	33	0	Did Not Play				
22-Dec	Tennessee	13	45	3.5	11	0	6	6	1	5	0	Did Not Play				
29-Dec	@ Indianapolis	13	39	3	6	0	2	3	1.5	3	0	Did Not Play				
TOTALS		234	803	3.4	48	5	76	256	3.4	33	2	9	32	3.6	7	0

Date	Opponent	CHAD HENNE					JUSTIN FORSETT					DENARD ROBINSON				
		No.	Yds.	Avg.	Lg	TD	No.	Yds.	Avg.	Lg	TD	No.	Yds.	Avg.	Lg	TD
8-Sep	Kansas City	0	0	0	--	0	1	7	7	7	0	2	1	0.5	1	0
15-Sep	@ Oakland	2	9	4.5	9	0	0	0	0	--	0	1	0	0	0	0
22-Sep	@ Seattle	2	5	2.5	5	0	0	0	0	--	0	2	-2	-1	0	0
29-Sep	Indianapolis			Did Not Play			1	3	3	3	0	0	0	0	--	
6-Oct	@ St. Louis	1	2	2	2	0	1	2	2	2	0	0	0	0	--	0
13-Oct	@ Denver	2	-3	-1.5	1	0	1	0	0	0	0	1	2	2	2	0
20-Oct	San Diego	4	5	1.3	4	0	2	19	9.5	10	0	1	9	9	9	0
27-Oct	San Francisco	1	1	1	1	0	0	0	0	--	0	4	15	3.8	7	0
10-Nov	@ Tennessee	2	-1	-0.5	0	0			Did Not Play			4	3	0.8	2	0
17-Nov	Arizona	0	0	0	--	0			Did Not Play			0	0	0	--	0
24-Nov	@ Houston	3	3	1	5	0	0	0	0	--	0	0	0	0	--	0
1-Dec	@ Cleveland	0	0	0	--	0			Inactive			0	0	0	--	0
5-Dec	Houston	4	33	8.3	14	0			Inactive			2	-1	-0.5	2	0
15-Dec	Buffalo	4	22	5.5	11	0			Injured Reserve (Foot)			2	28	14	24	0
22-Dec	Tennessee	1	1	1	1	0			Injured Reserve (Foot)			1	11	11	11	0
29-Dec	@ Indianapolis	1	0	0	0	0			Injured Reserve (Foot)			0	0	0	--	0
TOTALS		27	77	2.9	14	0	6	31	5.2	10	0	20	66	3.3	24	0

Additional Rushing Statistics:

- WR Stephen Burton:** 1-(-9) on 9/15 at OAK;
- WR Ace Sanders:** 1-4 on 12/1 at CLE, 1-0 on 12/5 vs. HOU;
- FB Will Ta'ufou:** 1-1 on 10/13 at DEN;
- P Bryan Anger:** 1-0 on 10/13 at DEN;
- WR Justin Blackmon:** 1-(-1) on 10/27 vs, SF;



GAME-BY-GAME RECEIVING STATISTICS



CECIL SHORTS III

Date	Opponent	CECIL SHORTS III						ACE SANDERS					
		Tar.	Rec.	Yds.	Avg.	Lg	TD	Tar.	Rec.	Yds.	Avg.	Lg	TD
8-Sep	Kansas City	11	3	40	13.3	24	0	9	3	14	4.7	18	0
15-Sep	@ Oakland	14	8	93	11.6	22	0	7	5	64	12.8	30	0
22-Sep	@ Seattle	15	8	143	17.9	59	0	3	2	25	12.5	20	0
29-Sep	Indianapolis	12	7	61	8.7	15	0	8	4	59	14.8	27	0
6-Oct	@ St. Louis	10	5	74	14.8	28	1	1	0	0	0	0	0
13-Oct	@ Denver	1	0	0	0	0	0	3	1	9	9	9	0
20-Oct	San Diego	13	8	80	10	22	0			Inactive			
27-Oct	San Francisco	10	7	74	10.6	15	0	1	1	11	11	11	0
10-Nov	@ Tennessee	4	2	42	21	22	0	1	0	0	0	0	0
17-Nov	Arizona	5	2	22	11	11	0	10	8	61	7.6	29	0
24-Nov	@ Houston	11	8	71	8.9	16	0	5	4	61	15.3	51	0
1-Dec	@ Cleveland	11	6	64	10.7	20t	1	11	8	67	8.4	25	0
5-Dec	Houston	6	2	13	6.5	7	1	6	3	26	8.7	11	0
15-Dec	Buffalo			Inactive				3	2	17	8.5	12t	1
22-Dec	Tennessee			Injured Reserve (Groin)				5	4	20	5	8	0
29-Dec	@ Indianapolis			Injured Reserve (Groin)				14	6	50	8.3	21	0
TOTALS		123	66	777	11.8	59	3	87	51	484	9.5	51	1

JORDAN TODMAN

Date	Opponent	JORDAN TODMAN						MIKE BROWN					
		Tar.	Rec.	Yds.	Avg.	Lg	TD	Tar.	Rec.	Yds.	Avg.	Lg	TD
8-Sep	Kansas City	4	3	20	6.7	15	0	3	1	14	14	14	0
15-Sep	@ Oakland	2	0	0	0	0	0			Inactive			
22-Sep	@ Seattle	0	0	0	0	0	0			Inactive			
29-Sep	Indianapolis	0	0	0	0	0	0			Inactive			
6-Oct	@ St. Louis	0	0	0	0	0	0			Inactive			
13-Oct	@ Denver	0	0	0	0	0	0	5	4	49	12.3	19	0
20-Oct	San Diego	0	0	0	0	0	0	8	5	120	24	43	0
27-Oct	San Francisco	0	0	0	0	0	6	6	3	43	14.3	29t	1
10-Nov	@ Tennessee	1	1	2	2	2	0	4	2	40	20	23	0
17-Nov	Arizona	1	1	-5	-5	-5	0	3	2	23	11.5	15	0
24-Nov	@ Houston	1	1	5	5	5	0			Inactive			
1-Dec	@ Cleveland	2	1	12	12	12	0	2	1	7	7	7	0
5-Dec	Houston	2	1	21	21	21t	1	7	3	16	5.3	8	0
15-Dec	Buffalo	8	4	44	11	30	0	7	3	20	6.7	12	0
22-Dec	Tennessee	2	1	5	5	5	0	6	5	71	14.2	24	1
29-Dec	@ Indianapolis	3	1	12	12	12	0	5	3	43	14.3	17	0
TOTALS		26	14	116	8.3	30	1	56	32	446	13.9	43	2

JUSTIN FORSETT

Date	Opponent	JUSTIN FORSETT						MARCEDES LEWIS					
		Tar.	Rec.	Yds.	Avg.	Lg	TD	Tar.	Rec.	Yds.	Avg.	Lg	TD
8-Sep	Kansas City	5	4	22	5.5	8	0			Inactive			
15-Sep	@ Oakland	1	1	7	7	7	0			Inactive			
22-Sep	@ Seattle	0	0	0	0	0	0			Inactive			
29-Sep	Indianapolis	2	2	10	5	12	0	0	0	0	0	0	0
6-Oct	@ St. Louis	0	0	0	0	0	0			Inactive			
13-Oct	@ Denver	3	3	18	6	14	0			Inactive			
20-Oct	San Diego	1	1	10	10	10	0	3	1	31	31	31	0
27-Oct	San Francisco	3	3	6	2	5	0	3	1	6	6	6	0
10-Nov	@ Tennessee			Did Not Play				6	3	39	13	27	0
17-Nov	Arizona			Did Not Play				7	3	23	7.7	9	0
24-Nov	@ Houston	1	1	9	9	9	0	1	1	18	18	18	0
1-Dec	@ Cleveland			Inactive				4	3	26	8.7	14	1
5-Dec	Houston			Inactive				4	2	42	21	41	1
15-Dec	Buffalo			Injured Reserve (Foot)				7	4	54	13.5	25	1
22-Dec	Tennessee			Injured Reserve (Foot)				6	4	50	12.5	30	1
29-Dec	@ Indianapolis			Injured Reserve (Foot)				6	3	70	23.3	36	0
TOTALS		16	15	82	5.5	14	0	47	25	359	14.4	41	4



GAME-BY-GAME RECEIVING STATISTICS



JUSTIN BLACKMON

WILL TA'UFO'OU

Date	Opponent	Tar.	Rec.	Yds.	Avg.	Lg	TD	Tar.	Rec.	Yds.	Avg.	Lg	TD
8-Sep	Kansas City			Reserve/Suspended				1	1	11	11	11	0
15-Sep	@ Oakland			Reserve/Suspended				2	2	5	2.5	4	0
22-Sep	@ Seattle			Reserve/Suspended				1	1	6	6	6	0
29-Sep	Indianapolis			Reserve/Suspended				0	0	0	0	0	0
6-Oct	@ St. Louis	9	5	136	27.2	67t	1	1	1	5	5	5	0
13-Oct	@ Denver	20	14	190	13.6	23	0	3	1	5	5	5	0
20-Oct	San Diego	9	6	58	9.7	12	0	0	0	0	0	0	0
27-Oct	San Francisco	10	4	31	7.8	12	0	3	3	3	1	7	0
10-Nov	@ Tennessee			Reserve/Suspended				1	0	0	0	0	0
17-Nov	Arizona			Reserve/Suspended				1	1	5	5	5	0
24-Nov	@ Houston			Reserve/Suspended				2	0	0	0	0	0
1-Dec	@ Cleveland			Reserve/Suspended				0	0	0	0	0	0
5-Dec	Houston			Reserve/Suspended				0	0	0	0	0	0
15-Dec	Buffalo			Reserve/Suspended				0	0	0	0	0	0
22-Dec	Tennessee			Reserve/Suspended				0	0	0	0	0	0
29-Dec	@ Indianapolis			Reserve/Suspended				0	0	0	0	0	0
TOTALS		48	29	415	14.3	67t	1	15	10	40	4.0	11	0

MAURICE JONES-DREW

KERRY TAYLOR

Date	Opponent	Tar.	Rec.	Yds.	Avg.	Lg	TD	Tar.	Rec.	Yds.	Avg.	Lg	TD
8-Sep	Kansas City	2	0	0	0	0	0			Not on Team			
15-Sep	@ Oakland	1	1	1	1	1	0			Not on Team			
22-Sep	@ Seattle	5	2	19	9.5	11	0			Not on Team			
29-Sep	Indianapolis	1	1	5	5	5	0			Not on Team			
6-Oct	@ St. Louis	3	2	16	8	10	0			Not on Team			
13-Oct	@ Denver	2	2	3	1.5	4	0			Not on Team			
20-Oct	San Diego	2	2	19	9.5	12	0			Not on Team			
27-Oct	San Francisco	8	6	47	7.8	11	0			Not on Team			
10-Nov	@ Tennessee	4	4	33	8.3	17	0			Inactive			
17-Nov	Arizona	4	4	12	3	7	0	5	2	20	10	15	0
24-Nov	@ Houston	6	6	60	10	15	0	4	1	7	7	7	0
1-Dec	@ Cleveland	8	2	4	2	4	0	0	0	0	0	0	0
5-Dec	Houston	3	2	20	10	15	0	0	0	0	0	0	0
15-Dec	Buffalo			Inactive				5	4	42	10.5	16	0
22-Dec	Tennessee	5	4	24	6	10	0	7	4	45	11.3	17	0
29-Dec	@ Indianapolis	6	5	51	10.2	14	0	9	8	75	9.4	15	1
TOTALS		60	43	314	7.3	17	0	30	19	189	9.9	17	1

CLAY HARBOR

JEREMY EBERT

Date	Opponent	Tar.	Rec.	Yds.	Avg.	Lg	TD	Tar.	Rec.	Yds.	Avg.	Lg	TD
8-Sep	Kansas City	1	1	5	5	5	0			Practice Squad			
15-Sep	@ Oakland	4	3	34	11.3	17	1	1	1	5	5	5	0
22-Sep	@ Seattle	1	0	0	0	0	0	0	0	0	0	0	0
29-Sep	Indianapolis	3	2	39	19.5	31	0	3	1	5	5	5	0
6-Oct	@ St. Louis	5	3	39	13	21	0	2	0	0	0	0	0
13-Oct	@ Denver	3	2	29	14.5	23	0			Practice Squad			
20-Oct	San Diego		0	0	0	0	0			Practice Squad			
27-Oct	San Francisco	1	1	7	7	7	0			Practice Squad			
10-Nov	@ Tennessee	1	1	13	13	13	0			Practice Squad			
17-Nov	Arizona	5	3	32	10.7	21	0			Practice Squad			
24-Nov	@ Houston	1	1	8	8	8	0	0	0	0	0	0	0
1-Dec	@ Cleveland	3	2	23	11.5	18t	1			Inactive			
5-Dec	Houston	0	0	0	0	0	0			Inactive			
15-Dec	Buffalo	4	3	52	17.3	28	0	2	1	8	8	8	0
22-Dec	Tennessee	1	0	0	0	0	0			Injured Reserve (Ankle)			
29-Dec	@ Indianapolis	2	2	11	5.5	8	0			Injured Reserve (Ankle)			
TOTALS		35	24	292	12.2	31	2	8	3	18	6.0	8	0

Additional Receiving Statistics:

TE Danny Noble; 1 rec., 62 yards, TD on 11/17 vs. ARZ; 1 rec., 1 yard on 12/29 at IND;

C Brad Meester; 1 rec., 9 yards on 12/22 vs. TEN;

WR Lazaar Thomas; 1 rec., 13 yards on 12/22 vs. TEN; 1 rec., 18 yards on 12/29 at IND;

TE Allen Reisner; 3 rec., 31 yards on 9/8 vs. KC; 2 rec., 9 yards on 9/15 at OAK;

WR Stephen Burton; 2 rec., 23 yards on 9/15 at OAK; 5 rec., 42 yards on 9/22 at SEA; 1 rec., 11 yards on 11/10 at TEN;



GAME-BY-GAME SPECIAL TEAMS STATISTICS



PUNT RETURNS

Date	Opponent	ACE SANDERS						WILL BLACKMON					
		No.	Yds.	Avg.	Lg	FC	TD	No.	Yds.	Avg.	Lg	FC	TD
8-Sep	Kansas City	0	0	0	0	0	0	1	0	0	0	4	0
15-Sep	@ Oakland	0	0	0	0	0	0	1	5	5	5	0	0
22-Sep	@ Seattle	0	0	0	0	0	0	2	-3	-1.5	0	0	0
29-Sep	Indianapolis	1	10	10	10	0	0	0	0	0	0	0	0
6-Oct	@ St. Louis	4	5	1.3	4	1	0	0	0	0	0	0	0
13-Oct	@ Denver	2	2	1	5	0	0	0	0	0	0	0	0
20-Oct	San Diego			Inactive				1	0	0	0	1	0
27-Oct	San Francisco	1	16	16	16	0	0	0	0	0	0	0	0
10-Nov	@ Tennessee	2	6	3	8	2	0	0	0	0	0	0	0
17-Nov	Arizona	6	48	8	14	2	0	0	0	0	0	0	0
24-Nov	@ Houston	3	14	4.7	10	4	0			Inactive			
1-Dec	@ Cleveland	0	0	0	0	3	0	0	0	0	0	0	0
5-Dec	Houston	2	25	12.5	17	1	0	0	0	0	0	0	0
15-Dec	Buffalo	3	10	3.3	7	0	0	0	0	0	0	0	0
22-Dec	Tennessee	1	4	4	4	1	0	0	0	0	0	0	0
29-Dec	@ Indianapolis	0	0	0	0	2	0	0	0	0	0	0	0
TOTALS		25	140	5.6	17	16	0	5	2	0.4	5	5	0

KICKOFF RETURNS

Date	Opponent	DENARD ROBINSON					JORDAN TODMAN				
		No.	Yds.	Avg.	Lg	TD	No.	Yds.	Avg.	Lg	TD
8-Sep	Kansas City	0	0	0	0	0	0	0	0	0	0
15-Sep	@ Oakland	0	0	0	0	0	0	0	0	0	0
22-Sep	@ Seattle	2	54	27	27	0	0	0	0	0	0
29-Sep	Indianapolis	2	34	17	23	0	2	53	26.5	27	0
6-Oct	@ St. Louis	0	0	0	0	0	2	64	32	37	0
13-Oct	@ Denver	0	0	0	0	0	0	0	0	0	0
20-Oct	San Diego	0	0	0	0	0	2	62	31	33	0
27-Oct	San Francisco	0	0	0	0	0	6	115	19.2	40	0
10-Nov	@ Tennessee	0	0	0	0	0	3	99	33	46	0
17-Nov	Arizona	0	0	0	0	0	4	144	36	59	0
24-Nov	@ Houston	0	0	0	0	0	1	27	27	27	0
1-Dec	@ Cleveland	0	0	0	0	0	2	50	25	28	0
5-Dec	Houston	0	0	0	0	0	2	48	24	29	0
15-Dec	Buffalo	0	0	0	0	0	0	0	0	0	0
22-Dec	Tennessee	0	0	0	0	0	0	0	0	0	0
29-Dec	@ Indianapolis	0	0	0	0	0	2	50	25	28	0
TOTALS		4	88	22.0	27	0	26	712	27.4	59	0

Date	Opponent	KERRY TAYLOR					ACE SANDERS				
		No.	Yds.	Avg.	Lg	TD	No.	Yds.	Avg.	Lg	TD
8-Sep	Kansas City			Not on Team			1	23	23	23	0
15-Sep	@ Oakland			Not on Team			0	0	0	0	0
22-Sep	@ Seattle			Not on Team			0	0	0	0	0
29-Sep	Indianapolis			Not on Team			0	0	0	0	0
6-Oct	@ St. Louis			Not on Team			0	0	0	0	0
13-Oct	@ Denver			Not on Team			0	0	0	0	0
20-Oct	San Diego			Not on Team					Inactive		
27-Oct	San Francisco			Not on Team			0	0	0	0	0
10-Nov	@ Tennessee			Inactive			1	21	21	21	0
17-Nov	Arizona	0	0	0	0	0	0	0	0	0	0
24-Nov	@ Houston	0	0	0	0	0	0	0	0	0	0
1-Dec	@ Cleveland	0	0	0	0	0	1	31	31	31	0
5-Dec	Houston	0	0	0	0	0	0	0	0	0	0
15-Dec	Buffalo	1	17	17	17	0	0	0	0	0	0
22-Dec	Tennessee	1	43	43	43	0	0	0	0	0	0
29-Dec	@ Indianapolis	0	0	0	0	0	0	0	0	0	0
TOTALS		2	60	30.0	43	0	3	75	25.0	31	0

Additional Kickoff Return Statistics:

WR Stephen Burton; 1-25 on 9/8 vs. KC; 3-74 on 9/15 at OAK;

RB Justin Forsett; 1-21 on 10/27 vs. SF;

FB Will Ta'ufou; 1-5 on 9/15 at OAK;



GAME-BY-GAME SPECIAL TEAMS STATISTICS



PUNTING

BRYAN ANGER

Date	Opponent	No.	Yds.	Avg.	TB	In 20	Long	Net Avg.
8-Sep	Kansas City	11	556	50.5	1	2	58	41.5
15-Sep	@ Oakland	8	349	43.6	0	3	57	39.5
22-Sep	@ Seattle	7	299	42.7	0	2	48	38.0
29-Sep	Indianapolis	6	290	48.3	0	1	61	45.2
6-Oct	@ St. Louis	5	241	48.2	0	1	54	45.2
13-Oct	@ Denver	3	135	45.0	0	2	48	44.7
20-Oct	San Diego	3	150	50.0	1	1	54	39.7
27-Oct	San Francisco	4	178	44.5	1	0	51	38.5
10-Nov	@ Tennessee	7	304	43.4	1	3	53	38.4
17-Nov	Arizona	8	382	47.8	0	6	58	45.0
24-Nov	@ Houston	6	259	43.2	2	2	59	33.3
1-Dec	@ Cleveland	7	306	43.7	1	4	58	33.9
5-Dec	Houston	8	341	42.6	1	1	57	37.5
15-Dec	Buffalo	3	136	45.3	0	1	48	44.0
22-Dec	Tennessee	4	182	45.5	0	2	56	45.8
29-Dec	@ Indianapolis	5	230	46.0	0	0	49	45.0
TOTALS		95	4,338	45.7	8	31	61	40.5

KICKING

JOSH SCOBEE

Date	Opponent	KOs	KO Yds.	TB	PAT ATT	PAT	FG ATT	FG	LG	PTS
8-Sep	Kansas City	1	65	1	0	0	0	0	0	0
15-Sep	@ Oakland	3	147	1	0	0	1	1	27	3
22-Sep	@ Seattle	4	266	2	2	2	1	1	33	5
29-Sep	Indianapolis	2	134	0	0	0	1	1	53	3
6-Oct	@ St. Louis	5	329	3	2	2	2	2	48	8
13-Oct	@ Denver	5	195	5	1	1	2	2	50	7
20-Oct	San Diego	3	197	2	0	0	2	2	30	6
27-Oct	San Francisco	3	195	0	1	1	1	1	38	4
10-Nov	@ Tennessee	6	401	2	3	3	2	2	44	9
17-Nov	Arizona	3	195	3	2	2	1	0	0	2
24-Nov	@ Houston	4	272	1	1	1	3	2	53	7
1-Dec	@ Cleveland	6	390	5	3	3	3	3	44	12
5-Dec	Houston	6	327	2	3	3	2	2	40	9
15-Dec	Buffalo	5	331	3	2	2	2	2	55	8
22-Dec	Tennessee	4	260	4	2	1	1	1	36	4
29-Dec	@ Indianapolis	3	204	2	1	1	1	1	37	4
TOTALS		63	4038	36	23	22	25	23	55	91



GAME-BY-GAME DEFENSIVE TACKLES



JAGUARS 2013 DEFENSIVE TACKLES (Solo-Assist)

	Posluszny	Cyprien	Hayes	Allen	Evans	Ball	Alualu	Babin	Blackmon	Branch
9/8 vs. KC	10-0	3-0	4-0	2-0	0-0	4-0	0-0	3-0	1-0	0-0
9/15 at OAK	4-5	7-1	7-3	3-2	0-0	6-1	2-1	2-0	1-2	0-0
9/22 at SEA	5-7	3-4	1-4	2-3	3-4	ina	2-3	3-3	4-3	0-2
9/29 vs. IND	8-1	4-1	7-0	5-2	5-0	2-1	1-0	2-1	3-0	1-0
10/6 at STL	6-1	12-0	2-1	5-0	3-0	4-0	3-0	1-0	1-0	3-0
10/13 at DEN	7-0	4-0	5-1	1-2	2-2	4-0	1-0	1-0	5-2	4-0
10/20 vs. SD	13-1	4-1	5-2	4-0	8-1	2-0	6-0	0-0	3-1	2-0
10/27 vs. SF	10-2	2-0	5-1	3-0	3-0	1-2	3-0	2-0	0-0	1-1
11/10 at TEN	5-3	2-2	9-2	4-2	3-2	3-0	2-1	1-1	1-0	3-0
11/17 vs. ARI	ina	8-0	2-1	6-1	2-0	3-0	1-0	4-1	3-1	2-0
11/24 at HOU	11-3	4-2	6-3	3-3	1-0	1-0	3-0	0-1	0-0	2-0
12/1 at CLE	7-4	8-1	4-0	3-2	2-0	2-0	1-0	2-1	0-0	2-1
12/5 vs. HOU	10-3	7-3	1-1	2-0	ina	2-2	3-0	2-0	0-0	3-1
12/15 vs. BUF	9-4	ina	1-0	2-1	2-1	3-0	4-2	4-1	0-0	4-1
12/22 vs. TEN	10-3	7-2	ina	IR	6-0	2-0	1-0	3-0	5-0	3-1
12/29 at IND	6-3	6-0	ina	IR	3-1	2-0	0-2	1-0	4-1	0-0
TOTAL	121-40	82-16	59-19	45-18	43-11	41-6	34-10	30-10	30-10	30-7

	Harris	Marks	Gratz	R. Miller	Guy	Thomas	Mincey	Deaderick	Jones	Reynolds
9/8 vs. KC	1-0	3-0	3-0	2-0	ina	0-0	1-0	1-0	ina	0-0
9/15 at OAK	0-1	2-1	ina	3-0	0-0	ina	1-0	0-1	ina	0-0
9/22 at SEA	1-0	1-1	ina	0-1	ina	0-0	2-2	0-1	ina	0-0
9/29 vs. IND	3-0	1-0	ina	2-0	0-0	0-0	1-0	1-0	ina	0-0
10/6 at STL	3-0	4-0	ina	1-0	0-0	0-0	ina	3-0	0-0	0-0
10/13 at DEN	7-1	1-0	ina	1-0	0-0	0-0	ina	0-0	0-0	0-0
10/20 vs. SD	1-0	3-0	1-0	0-0	0-0	0-0	ina	0-0	1-0	0-0
10/27 vs. SF	1-0	1-0	5-0	2-0	0-0	0-0	0-0	0-0	ina	0-0
11/10 at TEN	0-1	1-0	4-1	0-2	2-0	0-0	1-3	0-0	ina	0-0
11/17 vs. ARI	2-1	1-0	2-0	2-0	0-0	0-0	3-1	0-0	ina	Sus
11/24 at HOU	2-0	1-0	2-2	1-1	0-0	0-0	ina	0-0	ina	Sus
12/1 at CLE	3-0	3-0	3-0	2-1	2-0	1-0	ina	1-0	0-0	Sus
12/5 vs. HOU	1-0	1-0	4-1	0-0	6-2	0-0	0-1	ina	1-0	Sus
12/15 vs. BUF	0-0	3-0	2-2	3-0	6-0	2-1	---	ina	1-0	0-0
12/22 vs. TEN	0-0	1-0	0-0	ina	2-1	6-0	---	1-0	3-1	3-0
12/29 at IND	3-2	1-4	ina	IR	0-3	3-4	---	IR	2-0	4-2
TOTAL	28-6	28-5	26-6	20-5	18-6	12-5	7-7	8-1	8-1	7-2

	Prosinski	Lotulelei	Lowery	McCray	Davis	Love	J. Miller	D. Nevis
9/8 vs. KC	0-0	---	1-0	0-0	ps	---	---	---
9/15 at OAK	0-0	---	3-2	0-0	ps	---	---	---
9/22 at SEA	0-1	---	0-0	3-2	ps	---	---	---
9/29 vs. IND	1-0	---	ina	0-0	ps	---	---	---
10/6 at STL	0-0	0-0	ina	0-0	ps	---	ps	---
10/13 at DEN	0-0	0-0	IR	0-0	ps	---	ps	---
10/20 vs. SD	0-0	0-0	IR	0-0	ps	---	ps	---
10/27 vs. SF	1-0	0-0	IR	0-0	ps	---	ps	---
11/10 at TEN	0-0	0-0	---	0-0	ps	---	ps	---
11/17 vs. ARI	0-0	3-0	---	0-0	0-0	---	ps	---
11/24 at HOU	0-0	0-0	---	0-0	0-0	---	ps	---
12/1 at CLE	0-0	0-0	---	0-0	0-0	---	ps	---
12/5 vs. HOU	0-0	1-0	---	0-0	2-0	---	ps	---
12/15 vs. BUF	3-1	0-2	---	0-0	0-0	---	ps	---
12/22 vs. TEN	0-0	0-0	---	0-0	1-0	---	2-0	---
12/29 at IND	0-0	1-0	---	0-0	1-0	1-3	0-0	1-1
TOTAL	5-2	5-2	4-2	3-2	4-0	1-3	2-0	1-1

--- = Not on Team // ps = Practice Squad // ina = Inactive // IR = Injured Reserve // Sus = Suspended



MISCELLANEOUS DEFENSE GAME-BY-GAME



QUARTERBACK SACKS

Date	Opponent	Sacks	Player(s) (Sacks-Yds)
8-Sep	Kansas City	1.0	J. Babin (1.0-2),
15-Sep	@ Oakland	3.0	J. Mincey (1.0-7), P. Posluszny (1.0-0), T. Alualu (0.5-2.5), B. Deaderick (0.5-2.5),
22-Sep	@ Seattle	2.0	J. Babin (1.0-8), J. Cyprien (1.0-0),
29-Sep	Indianapolis	2.0	T. Alualu (1.0-10), R. Allen (1.0-4),
6-Oct	@ St. Louis	2.0	S. Marks (1.0-9), A. Branch (1.0-5),
13-Oct	@ Denver	0.0	
20-Oct	San Diego	1.0	S. Marks (1.0-9)
27-Oct	San Francisco	0.0	
10-Nov	@ Tennessee	1.0	W. Blackmon (1.0-9)
17-Nov	Arizona	3.0	J. Babin (1.0-7), J. Mincey (1.0-6), A. Branch (1.0-4),
24-Nov	@ Houston	2.0	A. Branch (1.0-19), G. Hayes (1.0-9),
1-Dec	@ Cleveland	3.0	J. Babin (1.5-16), S. Marks (1.0-8), P. Posluszny (0.5-4),
5-Dec	Houston	3.0	R. Davis (1.0-18), A. Branch (1.0-10), J. Babin (1.0-6),
15-Dec	Buffalo	4.0	W. Guy (1.0-10), S. Marks (1.0-8), A. Branch (1.0-7), P. Posluszny (1.0-0),
22-Dec	Tennessee	3.0	A. Branch (1.0-8), J. Babin (1.0-8), P. Posluszny (0.5-0.5), A. Jones (0.5-0.5),
29-Dec	@ Indianapolis	1.0	J. Babin (1.0-8),
TOTALS:		31.0	

QUARTERBACK PRESSURES

Date	Opponent	QBPs	Player(s) (Hurries)
8-Sep	Kansas City	4	J. Babin (2), J. Cyprien (1), S. Marks (1),
15-Sep	@ Oakland	2	P. Posluszny (1), J. Mincey (1),
22-Sep	@ Seattle	6	J. Babin (2), S. Marks (2), J. Cyprien (1), R. Miller (1)
29-Sep	Indianapolis	10	J. Babin (4), T. Alualu (2), J. Mincey (2), S. Marks (1), R. Allen (1),
6-Oct	@ St. Louis	2	S. Marks (1), A. Branch (1),
13-Oct	@ Denver	1	J. Cyprien (1),
20-Oct	San Diego	3	S. Marks (1), A. Branch (1), J. Babin (1),
27-Oct	San Francisco	0	
10-Nov	@ Tennessee	2	J. Babin (2),
17-Nov	Arizona	7	J. Babin (2), A. Branch (2), J. Mincey (1), G. Hayes (1), R. Davis (1),
24-Nov	@ Houston	5	P. Posluszny (1), G. Hayes (1), A. Branch (1), T. Alualu (1), R. Davis (1),
1-Dec	@ Cleveland	6	J. Babin (2), S. Marks (1), A. Branch (1), T. Alualu (1), P. Posluszny (1),
5-Dec	Houston	8	R. Davis (2), T. Alualu (2), J. Babin (1), A. Branch (1), S. Marks (1), P. Posluszny (1),
15-Dec	Buffalo	5	P. Posluszny (1), S. Marks (1), T. Alualu (1), A. Branch (1), R. Davis (1),
22-Dec	Tennessee	6	P. Posluszny (1), A. Branch (1), A. Jones (1), J. Babin (1), T. Alualu (1), R. Davis (1),
29-Dec	@ Indianapolis	4	J. Babin (3), P. Posluszny (1),
TOTALS:		71	

FORCED FUMBLES

Date	Opponent	FFs	Player(s) (Forced Fumbles)
8-Sep	Kansas City	0	
15-Sep	@ Oakland	2	J. Cyprien (1), B. Deaderick (1),
22-Sep	@ Seattle	1	J. Cyprien (1),
29-Sep	Indianapolis	0	
6-Oct	@ St. Louis	1	S. Marks (1),
13-Oct	@ Denver	1	W. Blackmon (1),
20-Oct	San Diego	0	
27-Oct	San Francisco	1	J. Babin (1),
10-Nov	@ Tennessee	3	G. Hayes (1), P. Posluszny (1), W. Blackmon (1),
17-Nov	Arizona	0	
24-Nov	@ Houston	0	
1-Dec	@ Cleveland	2	S. Marks (1), J. Babin (1),
5-Dec	Houston	1	J. Babin (1),
15-Dec	Buffalo	1	W. Guy (1),
22-Dec	Tennessee	0	
29-Dec	@ Indianapolis	1	J. Thomas (1),
TOTALS:		14	

FUMBLE RECOVERIES

Date	Opponent	FRs	Player(s) (Fumble Recoveries)
8-Sep	Kansas City	0	
15-Sep	@ Oakland	1	D. Lowery (1),
22-Sep	@ Seattle	1	B. Deaderick (1),
29-Sep	Indianapolis	0	
6-Oct	@ St. Louis	0	
13-Oct	@ Denver	2	M. Harris (1), S. Marks (1),
20-Oct	San Diego	0	
27-Oct	San Francisco	1	R. Allen (1),
10-Nov	@ Tennessee	3	P. Posluszny (1), R. Allen (1), W. Blackmon (1),
17-Nov	Arizona	0	
24-Nov	@ Houston	0	
1-Dec	@ Cleveland	1	S. Marks (1),
5-Dec	Houston	0	
15-Dec	Buffalo	1	S. Marks (1),
22-Dec	Tennessee	0	
29-Dec	@ Indianapolis	0	
TOTALS:		10	



MISCELLANEOUS DEFENSE



PASSES DEFENSED

Date	Opponent	PDs	Player(s) (Passes Defensed)
8-Sep	Kansas City	3	A. Ball (1), M. Harris (1), W. Blackmon (1),
15-Sep	@ Oakland	2	P. Posluszny (1), D. Lowery (1),
22-Sep	@ Seattle	4	D. McCray (2), P. Posluszny (1), W. Blackmon (1),
29-Sep	Indianapolis	6	W. Blackmon (4), J. Evans (1), P. Posluszny (1),
6-Oct	@ St. Louis	9	P. Posluszny (3), W. Blackmon (3), S. Marks (2), M. Harris (1),
13-Oct	@ Denver	4	P. Posluszny (1), G. Hayes (1), C. Prosinski (1), B. Deaderick (1), S. Marks (1),
20-Oct	San Diego	1	A. Ball (2), T. Alualu (1),
27-Oct	San Francisco	3	A. Ball (2), G. Hayes (1), D. Gratz (1), A. Branch (1), S. Marks (1),
10-Nov	@ Tennessee	6	A. Ball (4), J. Mincey (1), S. Marks (1),
17-Nov	Arizona	6	J. Cyprien (2), S. Marks (2), A. Branch (1), P. Posluszny (1), A. Ball (1), R. Davis (1), W. Guy (1),
24-Nov	@ Houston	9	D. Gratz (2), J. Cyprien (1), P. Posluszny (1), S. Marks (1), A. Ball (1), C. Prosinski (1), A. Ball (1), G. Hayes (1)
1-Dec	@ Cleveland	7	G. Hayes (1) J. Babin (1), A. Ball (1), J. Cyprien (3), A. Ball (1), L. Reynolds (1), W. Blackmon (1), A. Branch (1),
5-Dec	Houston	2	
15-Dec	Buffalo	1	
22-Dec	Tennessee	2	
29-Dec	@ Indianapolis	7	
TOTALS:		72	

TACKLES FOR LOSS

Date	Opponent	TFL	Player(s) (Tackles for Loss)
8-Sep	Kansas City	2	J. Babin (1), J. Mincey (1),
15-Sep	@ Oakland	6	R. Miller (2), G. Hayes (1), D. Lowery (1), S. Marks (1), J. Mincey (1),
22-Sep	@ Seattle	4	P. Posluszny (1), W. Blackmon (1), J. Babin (1), J. Mincey (1),
29-Sep	Indianapolis	4	R. Allen (1), J. Babin (1), T. Alualu (1), A. Branch (1),
6-Oct	@ St. Louis	3	R. Allen (1), S. Marks (1), A. Branch (1),
13-Oct	@ Denver	3	A. Branch (1), S. Marks (1), J. Babin (1),
20-Oct	San Diego	2	W. Blackmon (1), S. Marks (1),
27-Oct	San Francisco	1	J. Babin (1),
10-Nov	@ Tennessee	2	R. Allen (1), J. Babin (1),
17-Nov	Arizona	8	J. Babin (2), A. Branch (2), R. Allen (1), J. Mincey (1), R. Miller (1), R. Davis (1),
24-Nov	@ Houston	4	P. Posluszny (2), G. Hayes (1), A. Branch (1),
1-Dec	@ Cleveland	4	P. Posluszny (2), T. Alualu (1), J. Thomas (1),
5-Dec	Houston	5	R. Davis (2), A. Branch (1), J. Lotulelei (1), P. Posluszny (1),
15-Dec	Buffalo	4	A. Branch (2), T. Alualu (1), S. Marks (1),
22-Dec	Tennessee	4	J. Cyprien (1), A. Branch (1), W. Blackmon (1), J. Babin (1),
29-Dec	@ Indianapolis	2	J. Thomas (1), J. Babin (1),
TOTALS:		58	

INTERCEPTIONS

Date	Opponent	INTs	Player(s) (Interceptions-Yds)
8-Sep	Kansas City	0	
15-Sep	@ Oakland	0	
22-Sep	@ Seattle	1	P. Posluszny (1-10),
29-Sep	Indianapolis	1	W. Blackmon (1-1),
6-Oct	@ St. Louis	0	
13-Oct	@ Denver	1	P. Posluszny (1-59, TD),
20-Oct	San Diego	0	
27-Oct	San Francisco	0	
10-Nov	@ Tennessee	1	D. Gratz (1-17),
17-Nov	Arizona	0	
24-Nov	@ Houston	1	R. Davis (1-8),
1-Dec	@ Cleveland	2	J. Cyprien (1-27), D. Gratz (1-3),
5-Dec	Houston	2	G. Hayes (1-11), A. Ball (1-0),
15-Dec	Buffalo	1	G. Hayes (1-28),
22-Dec	Tennessee	1	A. Ball (1-8),
29-Dec	@ Indianapolis	0	
TOTALS:		11	172 INT return yards, 1 TD



2013 JAGUARS STARTERS



OFFENSIVE STARTERS

	WR	LT	LG	C	RG	RT	TE	WR	QB	RB	FB
9/8 vs. KC	Shorts	Monroe	Rackley	Meester	Nwaneri	Joeckel	Reisner	Harbor (TE)	Gabbert	Jones-Drew	Ta'ufou'ou
9/15 at OAK	Shorts	Monroe	Rackley	Meester	Nwaneri	Joeckel	Reisner	Sanders	Henne	Jones-Drew	Ta'ufou'ou
9/22 at SEA	Shorts	Monroe	Rackley	Meester	Nwaneri	Joeckel	Reisner	Burton	Henne	Jones-Drew	Harbor(TE)
9/29 vs. IND	Shorts	Monroe	Rackley	Meester	Nwaneri	Joeckel	Lewis	Sanders	Gabbert	Jones-Drew	Ta'ufou'ou
10/6 at STL	Shorts	Joeckel	Rackley	Meester	Nwaneri	Pasztor	Harbor	J. Blackmon	Gabbert	Jones-Drew	Sanders(WR)
10/13 at DEN	Shorts	Bradfield	Rackley	Meester	Nwaneri	Pasztor	Harbor	J. Blackmon	Henne	Jones-Drew	Williams (TE)
10/20 vs. SD	Shorts	Bradfield	Rackley	Meester	Nwaneri	Pasztor	Lewis	J. Blackmon	Henne	Jones-Drew	Ta'ufou'ou
10/27 vs. SF	Shorts	Bradfield	Rackley	Meester	Nwaneri	Pasztor	Lewis	J. Blackmon	Henne	Jones-Drew	Ta'ufou'ou
11/10 at TEN	Shorts	Bradfield	Brewster	Meester	Nwaneri	Pasztor	Lewis	Brown	Henne	Jones-Drew	Burton (WR)
11/17 vs. ARI	Shorts	Bradfield	Brewster	Meester	Nwaneri	Pasztor	Lewis	Brown	Henne	Jones-Drew	Harbor (TE)
11/24 at HOU	Shorts	Bradfield	Rackley	Meester	Nwaneri	Pasztor	Lewis	Taylor	Henne	Jones-Drew	Harbor (TE)
12/1 at CLE	Shorts	Bradfield	Rackley	Meester	Nwaneri	Pasztor	Lewis	Noble (TE)	Henne	Jones-Drew	Harbor (TE)
12/5 vs. HOU	Shorts	Bradfield	Rackley	Meester	Nwaneri	Pasztor	Lewis	Brown	Henne	Jones-Drew	Ta'ufou'ou
12/15 vs. BUF	Taylor	Bradfield	Brewster	Meester	Nwaneri	Pasztor	Lewis	Brown	Henne	Todman	Sanders (WR)
12/22 vs. TEN	Taylor	Bradfield	McClendon	Meester	Nwaneri	Pasztor	Lewis	Brown	Henne	Jones-Drew	Ta'ufou'ou
12/29 at IND	Taylor	Bradfield	McClendon	Meester	Nwaneri	Pasztor	Lewis	Brown	Henne	Jones-Drew	Todman (RB)
TOTALS:	Shorts-13 Taylor-3	Bradfield-11 Monroe-4 Joeckel-1	Rackley-11 Brewster-3 McClendon-2	Meester-16	Nwaneri-16	Pasztor-12 Joeckel-4	Lewis-11 Reisner-3 Harbor-2	Brown-6 J. Blackmon-4 Sanders-2 Burton-1 Taylor-1 Noble (TE)-1 Harbor (TE)-1	Henne-13 Gabbert-3	Jones-Drew-15 Todman-1	Ta'ufou'ou-7 Harbor (TE)-4 Sanders (WR)-2 Burton (WR)-1 Todman (RB)-1 Williams (TE)-1

DEFENSIVE STARTERS

	LDE	DT	DT	LEO	OLB	MLB	OLB	LCB	RCB	SS	FS
9/8 vs. KC	Alualu	R. Miller	Marks	Babin	Hayes	Posluszny	Allen	Gratz	Ball	Cyprien	Lowery
9/15 at OAK	Alualu	R. Miller	Marks	Babin	Hayes	Posluszny	Allen	W. Blackmon	Ball	Cyprien	Lowery
9/22 at SEA	Alualu	R. Miller	Marks	Babin	Hayes	Posluszny	Allen	W. Blackmon	McCray	Cyprien	Lowery
9/29 vs. IND	Alualu	R. Miller	Marks	Babin	Hayes	Posluszny	Allen	W. Blackmon	Ball	Cyprien	Evans
10/6 at STL	Alualu	R. Miller	Marks	Babin	Hayes	Posluszny	Allen	W. Blackmon	Ball	Cyprien	Evans
10/13 at DEN	Alualu	R. Miller	Marks	Babin	Hayes	Posluszny	Harris (CB)	W. Blackmon	Ball	Cyprien	Evans
10/20 vs. SD	Alualu	R. Miller	Marks	Babin	Hayes	Posluszny	Allen	W. Blackmon	Ball	Cyprien	Evans
10/27 vs. SF	Alualu	R. Miller	Marks	Babin	Hayes	Posluszny	Allen	W. Blackmon	Ball	Cyprien	Evans
11/10 at TEN	Alualu	R. Miller	Marks	Babin	Hayes	Posluszny	Allen	Gratz	Ball	Cyprien	Evans
11/17 vs. ARI	Alualu	R. Miller	Marks	Babin	Hayes	Allen	Lotulelei	Gratz	Ball	Cyprien	Evans
11/24 at HOU	Alualu	R. Miller	Marks	Babin	Hayes	Posluszny	Allen	Gratz	Ball	Cyprien	Evans
12/1 at CLE	Alualu	R. Miller	Marks	Babin	Hayes	Posluszny	Allen	Gratz	Ball	Cyprien	Evans
12/5 vs. HOU	Alualu	R. Miller	Marks	Babin	Hayes	Posluszny	Allen	Gratz	Ball	Cyprien	Guy
12/15 vs. BUF	Alualu	R. Miller	Marks	Babin	Hayes	Posluszny	Allen	Gratz	Ball	Prosinski	Guy
12/22 vs. TEN	Alualu	Deaderick	Marks	Babin	Thomas	Posluszny	Lotulelei	Gratz	Ball	Cyprien	Evans
12/29 at IND	Alualu	J. Miller	Marks	Babin	Thomas	Posluszny	Harris (CB)	W. Blackmon	Ball	Cyprien	Evans
TOTALS:	Alualu-16	R. Miller-14 Deaderick-1 J. Miller-1	Marks-16	Babin-16	Hayes-14 Thomas-2	Posluszny-15 Allen-1	Allen-12 Harris (CB)-2 Lotulelei-2	Gratz-8 W. Blackmon-8	Ball-15 McCray-1	Cyprien-15 Prosinski-1	Evans-11 Lowery-3 Guy-2



JAGUARS PLAYS OF 30+ YARDS



JAGUARS PLAYS OF 30+ YARDS
(Through December 29, 2013)

	1995	1996	1997	1998	1999	2000	2001	2002	2003	2004	2005	2006	2007	2008	2009	2010	2011	2012	2013	Total
Jimmy Smith	2	8	9	12	8	9	4	3	6	9	5									75
Fred Taylor				8	5	4		4	4	6	1	5	5	1						43
Maurice Jones-Drew												6	4	1	6	3	6	1	3	30
Keenan McCardell		5	7	3	2	5	4													26
Ernest Wilford									3	5	3	2		1						14
Reggie Williams									2	6	3	2								13
Matt Jones									4	4	2	2								12
Marcedes Lewis											1		1	4	1	1			3	11
James Stewart	1	1	4	1	3															10
Cecil Shorts III																		9	1	10
Willie Jackson	3	5	1																	9
Justin Blackmon																		6	2	8
Kyle Brady					1	3		2			1									7
Mike Sims-Walker														1	4	2				7
Pete Mitchell	1	1	1	1				1												5
Dennis Northcutt													2	3						5
Mike Thomas																3	2			5
Andre Rison		4																		4
Jason Hill																3	1	0	0	4
Reggie Barlow				1	2															3
Damon Jones				1	1		1													3
Mike Brown																			3	3
Montell Owens														1				2		3
Rich Griffith	2																			2
Curtis Marsh	2																			2
Mark Brunell		1					1													2
Tavian Banks				1	1															2
Alvis Whitted				1		1														2
Anthony Johnson						2														2
R. Jay Soward						2														2
Patrick Johnson								2												2
Bobby Shaw								2												2
David Garrard								1							1					2
Matthew Hatchette									2											2
Troy Edwards									1	1										2
LaBrandon Toefield									1		1									2
George Wrihster									1				1							2
John Broussard													2							2
Jerry Porter														2						2
Torry Holt															2					2
Zach Miller															1	1				2
Jordan Todman																			2	2
Ace Sanders																			2	2
Randy Jordan	1																			1
Natrone Means		1																		1
Stacey Mack							1													1
Kevin Lockett								1												1
Jermaine Lewis									1											1
Marc Edwards									1											1
David Allen									1											1
Todd Yoder										1										1
Brian Jones											1									1
Alvin Pearman											1									1
Greg Estandia													1							1
Jarett Dillard															1					1
Nate Hughes															1					1
Rashad Jennings																1				1
Laurent Robinson																		1		1
Jordan Shipley																		1		1
Clay Harbor																			1	1
Danny Noble																			1	1
Total	12	26	22	29	23	26	11	16	18	20	21	25	22	14	21	14	10	20	18	368
	1995	1996	1997	1998	1999	2000	2001	2002	2003	2004	2005	2006	2007	2008	2009	2010	2011	2012	2013	Total



PLAYS OF 30+ YARDS (LAST 10 SEASONS)



2013

- 1. 30..... Chad Henne to Ace Sanders
- 2. 59..... Chad Henne to Cecil Shorts III
- 3. 31..... Blaine Gabbert to Clay Harbor
- 4. 67..... Blaine Gabbert to J. Blackmon
- 5. 39..... Chad Henne to J. Blackmon
- 6. 43..... Chad Henne to Mike Brown
- 7. 32..... Chad Henne to Mike Brown
- 8. 31..... Chad Henne to Mike Brown
- 9. 30..... Maurice Jones-Drew (run)
- 10. 62..... Chad Henne to Danny Noble
- 11. 51..... Chad Henne to Ace Sanders
- 12. 44..... Maurice Jones-Drew (run)
- 13. 48..... Maurice Jones-Drew (run)
- 14. 41..... Chad Henne to M. Lewis
- 15. 33..... Jordan Todman (run)
- 16. 30..... Chad Henne to Jordan Todman
- 17. 30..... Chad Henne to M. Lewis
- 18. 36..... Chad Henne to M. Lewis

2012

- 1. 39t..... Blaine Gabbert to Cecil Shorts III
- 2. 32..... Blaine Gabbert to Laurent Robinson
- 3. 59t..... Maurice Jones-Drew run
- 4. 80t..... Blaine Gabbert to Cecil Shorts III
- 5. 34..... Blaine Gabbert to Cecil Shorts III
- 6. 42t..... Blaine Gabbert to Cecil Shorts III
- 7. 36..... Blaine Gabbert to Justin Blackmon
- 8. 35..... Blaine Gabbert to Cecil Shorts III
- 9. 52..... Blaine Gabbert to Cecil Shorts III
- 10. 63..... Chad Henne to Justin Blackmon
- 11. 67t..... Chad Henne to Cecil Shorts III
- 12. 39..... Chad Henne to Justin Blackmon
- 13. 81t..... Chad Henne to Justin Blackmon
- 14. 59t..... Chad Henne to Cecil Shorts III
- 15. 32t..... Montell Owens run
- 16. 38..... Chad Henne to Justin Blackmon
- 17. 30..... Chad Henne to Cecil Shorts III
- 18. 36..... Chad Henne to Jordan Shipley
- 19. 53..... Chad Henne to Montell Owens
- 20. 30t..... Chad Henne to Justin Blackmon

2011

- 1. 39..... Maurice Jones-Drew run
- 2. 36t..... Blaine Gabbert to Mike Thomas
- 3. 47..... Blaine Gabbert to Mike Thomas
- 4. 41..... Maurice Jones-Drew run
- 5. 74t..... Blaine Gabbert to Jason Hill
- 6. 31..... Blaine Gabbert to Maurice Jones-Drew
- 7. 48..... Blaine Gabbert to Maurice Jones-Drew
- 8. 62..... Blaine Gabbert to Mercedes Lewis
- 9. 43..... Maurice Jones-Drew run
- 10. 56..... Maurice Jones-Drew run

2010

- 1. 33..... Mike Thomas run
- 2. 42t..... David Garrard to Mercedes Lewis
- 3. 39..... David Garrard to Mike Sims-Walker
- 4. 52t..... David Garrard to Zach Miller
- 5. 50t..... David Garrard to Mike Thomas
- 6. 75..... David Garrard to Maurice-Jones-Drew
- 7. 37..... Maurice Jones-Drew run
- 8. 48t..... David Garrard to Jason Hill
- 9. 74t..... Rashad Jennings run
- 10. 30t..... Maurice Jones-Drew run
- 11. 39..... David Garrard to Mike Thomas
- 12. 31..... David Garrard to Mike Sims-Walker
- 13. 37..... David Garrard to Jason Hill
- 14. 44..... Trent Edwards to Jason Hill

2009

- 1. 36..... Maurice Jones-Drew run
- 2. 34..... David Garrard to Mike Sims-Walker
- 3. 30..... David Garrard run
- 4. 61t..... Maurice Jones-Drew run
- 5. 33t..... David Garrard to Mercedes Lewis
- 6. 41..... David Garrard to Torry Holt
- 7. 35..... David Garrard to Mike Sims-Walker
- 8. 80t..... Maurice Jones-Drew run
- 9. 79t..... Maurice Jones-Drew run
- 10. 33..... David Garrard to Jarrett Dillard
- 11. 61t..... David Garrard to Mike Sims-Walker
- 12. 45..... David Garrard to Mike Sims-Walker
- 13. 33t..... Maurice Jones-Drew run
- 14. 33..... David Garrard to Mercedes Lewis
- 15. 35..... David Garrard to Mercedes Lewis
- 16. 30..... David Garrard to Ernest Wilford
- 17. 47..... David Garrard to Mercedes Lewis
- 18. 35t..... David Garrard to Nate Hughes
- 19. 62..... David Garrard to Zach Miller
- 20. 63..... David Garrard to Torry Holt
- 21. 30..... Maurice Jones-Drew run

2008

- 1. 33..... David Garrard to Matt Jones
- 2. 34..... Fred Taylor run
- 3. 41t..... Montell Owens run
- 4. 32..... David Garrard to Mike Walker
- 5. 46t..... Maurice Jones-Drew run
- 6. 30t..... David Garrard to Mercedes Lewis
- 7. 32..... David Garrard to Reggie Williams
- 8. 35..... David Garrard to Matt Jones
- 9. 31..... David Garrard to Jerry Porter
- 10. 30..... David Garrard to Reggie Williams
- 11. 33..... David Garrard to Jerry Porter
- 12. 41..... David Garrard to Dennis Northcutt
- 13. 35..... David Garrard to Dennis Northcutt
- 14. 30t..... David Garrard to Dennis Northcutt

- 9-15-13 at Oakland
- 9-22-13 at Seattle
- 9-29-13 vs. Indianapolis
- 10-6-13 at St. Louis
- 10-6-13 at St. Louis
- 10-20-13 vs. San Diego
- 10-20-13 vs. San Diego
- 10-20-13 vs. San Diego
- 10-27-13 vs. San Francisco (London)
- 11-17-13 vs. Arizona
- 11-24-13 at Houston
- 11-24-13 at Houston
- 12-5-13 vs. Houston
- 12-5-13 vs. Houston
- 12-15-13 vs. Buffalo
- 12-15-13 vs. Buffalo
- 12-22-13 vs. Tennessee
- 12-29-13 at Indianapolis

- 9-9-12 at Minnesota
- 9-16-12 vs. Arizona
- 9-23-12 at Indianapolis
- 9-23-12 at Indianapolis
- 10-7-12 vs. Chicago
- 10-21-12 at Oakland
- 10-28-12 at Green Bay
- 10-28-12 at Green Bay
- 11-8-12 vs. Indianapolis
- 11-18-12 at Houston
- 11-18-12 at Houston
- 11-18-12 at Houston
- 11-25-12 vs. Tennessee
- 12-9-12 vs. New York Jets
- 12-16-12 at Miami
- 12-16-12 at Miami
- 12-23-12 vs. New England
- 12-23-12 vs. New England
- 12-30-12 at Tennessee

- 9-25-11 at Carolina
- 9-25-11 at Carolina
- 10-2-11 vs. New Orleans
- 10-2-11 vs. New Orleans
- 10-9-11 vs. Cincinnati
- 11-27-11 vs. Houston
- 12-5-11 vs. San Diego
- 12-11-11 vs. Tampa Bay
- 12-15-11 at Atlanta
- 1-1-12 vs. Indianapolis

- 10-10-10 at Buffalo
- 10-31-10 at Dallas
- 10-31-10 at Dallas
- 11-14-10 vs. Houston
- 11-14-10 vs. Houston
- 11-21-10 vs. Cleveland
- 12-5-10 at Tennessee
- 12-12-10 vs. Oakland
- 12-12-10 vs. Oakland
- 12-12-10 vs. Oakland
- 12-18-10 at Indianapolis
- 12-26-10 vs. Washington
- 12-26-10 vs. Washington
- 1-2-11 at Houston

- 9-20-09 vs. Arizona
- 9-20-09 vs. Arizona
- 9-28-09 at Houston
- 9-28-09 at Houston
- 10-4-09 vs. Tennessee
- 10-18-09 vs. St. Louis
- 10-18-09 vs. St. Louis
- 11-1-09 at Tennessee
- 11-1-09 at Tennessee
- 11-8-09 vs. Kansas City
- 11-8-09 vs. Kansas City
- 11-8-09 vs. Kansas City
- 11-8-09 vs. Kansas City
- 11-15-09 at New York Jets
- 11-15-09 at New York Jets
- 11-22-09 vs. Buffalo
- 11-29-09 at San Francisco
- 12-6-09 vs. Houston
- 12-6-09 vs. Houston
- 12-6-09 vs. Houston
- 12-13-09 vs. Miami
- 1-3-10 at Cleveland

- 9-7-08 at Tennessee
- 9-21-08 at Indianapolis
- 9-28-08 vs. Houston
- 10-5-08 vs. Pittsburgh
- 10-12-08 at Denver
- 10-12-08 at Denver
- 10-26-08 vs. Cleveland
- 10-26-08 vs. Cleveland
- 11-2-08 at Cincinnati
- 11-23-08 vs. Minnesota
- 12-1-08 at Houston
- 12-14-08 vs. Green Bay
- 12-14-08 vs. Green Bay
- 12-14-08 vs. Green Bay

2007

- 1. 47t..... David Garrard to John Broussard
- 2. 33..... David Garrard to Ernest Wilford
- 3. 52t..... Maurice Jones-Drew run
- 4. 40..... David Garrard to Dennis Northcutt
- 5. 76..... Fred Taylor run
- 6. 57t..... Maurice Jones-Drew run
- 7. 30..... Quinn Gray to Greg Estandia
- 8. 80t..... Quinn Gray to Reggie Williams
- 9. 56..... Quinn Gray to John Broussard
- 10. 30..... Maurice Jones-Drew run
- 11. 36t..... David Garrard to Reggie Williams
- 12. 36t..... David Garrard to George Wrihster
- 13. 50t..... Fred Taylor run
- 14. 59t..... David Garrard to Reggie Williams
- 15. 35..... David Garrard to Ernest Wilford
- 16. 80t..... Fred Taylor run
- 17. 38..... Fred Taylor run
- 18. 55t..... David Garrard to Dennis Northcutt
- 19. 62t..... Fred Taylor run
- 20. 43..... David Garrard to Maurice Jones-Drew
- 21. 37t..... David Garrard to Matt Jones
- 22. 48..... Quinn Gray to Matt Jones
- 23. 43t..... David Garrard to Maurice Jones-Drew
- 24. 32..... David Garrard run
- 25. 34..... David Garrard to Mercedes Lewis

2006

- 1. 30..... Byron Leftwich to Ernest Wilford
- 2. 48..... Byron Leftwich to Reggie Williams
- 3. 51t..... Byron Leftwich to Maurice Jones-Drew
- 4. 35..... Byron Leftwich to Reggie Williams
- 5. 33..... Byron Leftwich to Reggie Williams
- 6. 31..... Byron Leftwich to Mercedes Lewis
- 7. 32..... Byron Leftwich to Fred Taylor
- 8. 40..... Byron Leftwich to Ernest Wilford
- 9. 32..... Fred Taylor run
- 10. 40..... Maurice Jones-Drew run
- 11. 36..... David Garrard to Fred Taylor
- 12. 49..... David Garrard to Matt Jones
- 13. 33..... David Garrard to Matt Jones
- 14. 32t..... Maurice Jones-Drew run
- 15. 76..... Fred Taylor run
- 16. 48t..... Maurice Jones-Drew run
- 17. 35..... Fred Taylor run
- 18. 37..... David Garrard to Maurice Jones-Drew
- 19. 35..... David Garrard to Reggie Williams
- 20. 30..... David Garrard to Reggie Williams
- 21. 74t..... Maurice Jones-Drew run
- 22. 41..... David Garrard to Ernest Wilford
- 23. 33t..... David Garrard to Matt Jones
- 24. 39..... David Garrard to Matt Jones
- 25. 32..... Quinn Gray to Reggie Williams

2005

- 1. 45..... Byron Leftwich to Jimmy Smith
- 2. 30t..... Byron Leftwich to Jimmy Smith
- 3. 41..... Byron Leftwich to Brian Jones
- 4. 36t..... Byron Leftwich to Jimmy Smith
- 5. 45t..... Byron Leftwich to Jimmy Smith
- 6. 41..... Byron Leftwich to Reggie Williams
- 7. 71t..... Fred Taylor run
- 8. 45..... Alvin Pearman run
- 9. 37..... Byron Leftwich to Ernest Wilford
- 10. 39..... Byron Leftwich to Ernest Wilford
- 11. 32t..... Byron Leftwich to Matt Jones
- 12. 36..... Byron Leftwich to Matt Jones
- 13. 42..... Byron Leftwich to Matt Jones
- 14. 33..... Byron Leftwich to Kyle Brady
- 15. 31..... David Garrard to Jimmy Smith
- 16. 30..... David Garrard to Reggie Williams
- 17. 32..... David Garrard to Ernest Wilford
- 18. 37..... David Garrard to Ernest Wilford
- 19. 36t..... David Garrard to Ernest Wilford
- 20. 32t..... LaBrandon Toefield run
- 21. 32..... David Garrard to Matt Jones
- 22. 41..... David Garrard to Matt Jones

2004

- 1. 45..... Byron Leftwich to Jimmy Smith
- 2. 31..... Byron Leftwich to Jimmy Smith
- 3. 40t..... Byron Leftwich to Jimmy Smith
- 4. 38..... Byron Leftwich to Ernest Wilford
- 5. 30..... Byron Leftwich to Jimmy Smith
- 6. 64t..... Byron Leftwich to Fred Taylor
- 7. 65..... Byron Leftwich to Jimmy Smith
- 8. 31..... Byron Leftwich to Fred Taylor
- 9. 42..... Fred Taylor run
- 10. 36t..... David Garrard to Jimmy Smith
- 11. 31..... Fred Taylor run
- 12. 43..... Byron Leftwich to Jimmy Smith
- 13. 36..... Byron Leftwich to Troy Edwards
- 14. 56..... Byron Leftwich to Todd Yoder
- 15. 36..... Byron Leftwich to Ernest Wilford
- 16. 31t..... Byron Leftwich to Jimmy Smith
- 17. 46..... Fred Taylor run
- 18. 31t..... Byron Leftwich to Jimmy Smith
- 19. 37t..... Fred Taylor run
- 20. 46..... Byron Leftwich to Ernest Wilford

- 9-9-07 vs. Tennessee
- 9-16-07 vs. Atlanta
- 10-7-07 at Kansas City
- 10-7-07 at Kansas City
- 10-14-07 vs. Houston
- 10-14-07 vs. Houston
- 10-28-07 at Tampa Bay
- 11-4-07 at New Orleans
- 11-4-07 at New Orleans
- 11-11-07 at Tennessee
- 11-18-07 vs. San Diego
- 11-18-07 vs. San Diego
- 11-25-07 vs. Buffalo
- 11-25-07 vs. Buffalo
- 12-2-07 at Indianapolis
- 12-9-07 vs. Carolina
- 12-16-07 at Pittsburgh
- 12-16-07 at Pittsburgh
- 12-23-07 vs. Oakland
- 12-23-07 vs. Oakland
- 12-30-07 at Houston
- 1-5-08 at Pittsburgh
- 1-5-08 at Pittsburgh
- 1-12-08 at New England

- 9-10-06 vs. Dallas
- 9-18-06 vs. Pittsburgh
- 10-1-06 at Washington
- 10-1-06 at Washington
- 10-1-06 at Washington
- 10-1-06 at Washington
- 10-8-06 vs. New York Jets
- 10-8-06 vs. New York Jets
- 10-22-06 at Houston
- 11-5-06 vs. Tennessee
- 11-12-06 vs. Houston
- 11-20-06 vs. New York Giants
- 12-3-06 at Miami
- 12-3-06 at Miami
- 12-10-06 vs. Indianapolis
- 12-10-06 vs. Indianapolis
- 12-17-06 at Tennessee
- 12-17-06 at Tennessee
- 12-17-06 at Tennessee
- 12-17-06 at Tennessee
- 12-24-06 vs. New England
- 12-24-06 vs. New England
- 12-24-06 vs. New England
- 12-31-06 at Kansas City
- 12-31-06 at Kansas City

- 9-11-05 vs. Seattle
- 9-11-05 vs. Seattle
- 9-18-05 at Indianapolis
- 9-25-05 at New York Jets
- 10-2-05 vs. Denver
- 10-16-05 at Pittsburgh
- 10-30-05 at St. Louis
- 10-30-05 at St. Louis
- 11-6-05 vs. Houston
- 11-13-05 vs. Baltimore
- 11-13-05 vs. Baltimore
- 11-13-05 vs. Baltimore
- 11-20-05 at Tennessee
- 12-11-05 vs. Indianapolis
- 12-18-05 vs. San Francisco
- 12-24-05 at Houston
- 12-24-05 at Houston
- 12-24-05 at Houston
- 1-1-06 vs. Tennessee
- 1-1-06 vs. Tennessee
- 1-7-06 at New England

- 9-12-04 at Buffalo
- 9-19-04 vs. Denver
- 10-3-04 vs. Indianapolis
- 10-10-04 at San Diego
- 10-17-04 vs. Kansas City
- 10-17-04 vs. Kansas City
- 10-24-04 at Indianapolis
- 10-24-04 at Indianapolis
- 11-14-04 vs. Detroit
- 11-14-04 vs. Detroit
- 11-28-04 at Minnesota
- 11-28-04 at Minnesota
- 12-05-04 vs. Pittsburgh
- 12-05-04 vs. Pittsburgh
- 12-05-04 vs. Pittsburgh
- 12-12-04 vs. Chicago
- 12-19-04 at Green Bay
- 12-19-04 at Green Bay
- 12-19-04 at Green Bay
- 1-02-05 at Oakland

Bold indicates Playoffs

JACKSONVILLE JAGUARS 2012 OFFENSE GAME-BY-GAME

Wk.	Date	Opp	FIRST DOWNS			TOT. OFFENSE			RUSHING			PASSING			PUNTS			PEN.			FUM.			Tot.									
			Tot	Run	Pass	Pen	Yards	Plays	Avg.	Yards	Att.	Avg.	Net	Sacks	Gross	Att./	Cmp./	Int.	Avg.	Yards	Lost	Pts.	TD		Rn	Ps	Rt	Sfty	PAT	2PT	FGs	T.O.P.	
1	9/9	at MIN	22	7	12	3	9/18	355	75	4.7	113	34	3.3	242	2-18	260	39/	23/	0	4-53.5	4-25	3-1	23	2	0	2	0	0	0/1	1/1	3/3	37:49	
2	9/16	vs. HOU	9	3	4	2	0/9	117	38	3.1	65	14	4.6	52	3-24	76	21/	9/	0	9-51.3	8-71	1-1	7	1	0	1	0	0	1/1	-	0/0	16:43	
3	9/23	at IND	15	10	3	2	4/13	333	54	6.2	185	32	5.8	148	1-7	155	21/	10/	0	6-53.5	6-67	2-0	22	2	1	1	0	0	1/1	0/1	3/3	27:36	
4	9/30	vs. CIN	17	5	11	1	2/11	212	58	3.7	69	18	3.8	143	6-43	186	34/	23/	1	6-49.2	3-37	1-1	10	1	0	1	0	0	1/1	-	1/1	28:41	
5	10/7	vs. CHI	10	3	5	2	5/13	189	53	3.6	60	17	3.5	129	3-13	142	33/	17/	2	6-48.5	6-49	1-1	3	0	0	0	0	0/0	-	1/1	24:00		
7	10/21	at OAK	10	3	6	1	1/15	209	61	3.4	54	26	2.1	155	3-26	181	32/	17/	0	9-42.1	6-92	1-1	23	2	1	1	0	0	2/2	-	3/3	30:05	
8	10/28	at GB	18	1	14	3	5/16	341	71	4.8	62	20	3.1	279	2-24	303	49/	27/	0	6-33.8	7-77	3-1	15	1	0	1	0	0	0/0	0/1	3/3	30:48	
9	11/4	vs. DET	19	6	11	2	6/11	279	59	4.7	64	20	3.2	215	1-5	220	38/	27/	2	4-50.5	3-40	0-0	14	2	0	2	0	0	0/0	1/2	0/0	24:30	
10	11/8	vs. IND	20	2	14	4	1/10	337	63	5.3	37	12	3.1	300	4-30	330	47/	28/	2	5-47.2	10-115	1-1	10	1	0	1	0	0	1/1	-	1/2	24:14	
11	11/18	at HOU	17	4	12	1	4/14	458	66	6.9	86	29	3.0	372	2-6	378	35/	18/	0	5-48.4	6-54	1-1	37	4	0	4	0	0	4/4	-	3/3	31:19	
12	11/25	vs. TEN	19	8	9	2	7/14	321	60	5.4	100	27	3.7	221	7-40	261	26/	17/	1	5-47.0	5-30	0-0	24	3	1	2	0	0	3/3	-	1/1	29:23	
13	12/2	at BUF	21	4	10	7	1/10	236	63	3.7	50	18	2.8	186	3-6	202	42/	19/	1	5-41.6	8-74	3-1	18	2	1	1	0	0	1/1	1/1	1/1	24:51	
14	12/9	vs. NYJ	16	5	10	1	2/16	291	70	4.2	123	24	5.1	168	3-17	185	43/	21/	2	8-45.4	7-54	0-0	10	1	1	0	0	0	1/1	-	1/2	29:29	
15	12/16	at MIA	13	3	9	1	6/15	299	57	5.2	86	21	4.1	213	2-8	221	34/	18/	0	5-47.4	10-88	2-0	3	0	0	0	0	0/0	-	1/1	24:22		
16	12/23	vs. NE	22	7	13	2	4/15	436	75	5.8	93	23	4.0	343	1-5	348	51/	29/	3	4-56.3	5-47	0-0	16	1	0	1	0	0	1/1	-	3/4	32:35	
17	12/30	at TEN	21	5	14	2	7/16	375	71	5.3	122	23	5.3	253	7-45	298	41/	25/	3	5-46.4	7-35	1-0	20	3	0	2	1	0	2/2	0/1	0/0	32:21	
TOTALS			2-14	269	76	157	36	64/216	4,788	994	4.8	1,369	358	3.8	3,419	50-327	3,746	586/	328/	17	92-47.3	101-955	20-9	255	26	5	20	1	0	18/19	3/7	25/28	27:29

JACKSONVILLE JAGUARS 2012 DEFENSE GAME-BY-GAME

Wk.	Date	Opp	FIRST DOWNS			TOT. OFFENSE			RUSHING			PASSING			PUNTS			PEN.			FUM.			Tot.									
			Tot	Run	Pass	Pen	Yards	Plays	Avg.	Yards	Att.	Avg.	Net	Sacks	Gross	Att./	Cmp./	Int.	Avg.	Yards	Lost	Pts.	TD		Rn	Ps	Rt	Sfty	PAT	2PT	FGs	T.O.P.	
1	9/9	at MIN	20	6	14	0	2/10	389	58	6.7	123	29	4.2	266	2-4	270	27/	20/	0	5-48.5	5-47	1-1	26	2	2	0	0	0	2/2	-	4/4	27:45	
2	9/16	vs. HOU	28	16	11	1	8/17	411	83	5.0	216	48	4.5	195	0-0	195	35/	26/	0	6-49.8	10-64	1-0	27	3	3	0	0	0	3/3	-	2/2	43:17	
3	9/23	at IND	23	6	15	2	10/19	437	75	5.8	124	29	4.3	313	0-0	313	46/	22/	1	6-46.7	11-106	0-0	17	2	0	2	0	0	2/2	-	1/2	32:24	
4	9/30	vs. CIN	20	6	12	2	2/11	382	65	5.9	138	34	4.1	244	0-0	244	31/	20/	1	3-47.7	6-50	2-1	27	3	1	2	0	0	3/3	-	2/2	31:19	
5	10/7	vs. CHI	26	9	16	1	10/17	501	73	6.9	214	33	6.5	287	1-5	292	39/	23/	1	3-40.7	12-80	0-0	41	5	1	2	2	0	5/5	-	2/2	36:00	
7	10/21	at OAK	20	8	9	3	6/17	351	74	4.7	69	26	2.7	282	2-16	298	46/	26/	1	6-44.0	9-58	4-2	26	2	1	1	0	0	2/2	-	4/5	32:01	
8	10/28	at GB	20	5	9	6	5/13	238	64	3.7	66	26	2.5	172	2-14	186	36/	22/	0	5-45.0	5-33	1-1	24	3	0	2	1	0	3/3	-	1/2	29:12	
9	11/4	vs. DET	26	8	16	2	8/12	434	68	6.4	149	34	4.4	285	1-0	285	33/	22/	0	2-49.5	5-42	0-0	31	4	4	0	0	0	4/4	-	1/2	35:30	
10	11/8	vs. IND	24	11	10	3	3/11	359	65	5.5	138	37	3.7	221	2-6	227	26/	18/	1	3-45.0	6-40	1-1	27	3	2	0	1	0	3/3	-	2/2	35:46	
11	11/18	at HOU	39	10	26	3	4/11	653	92	7.1	149	35	4.3	504	2-23	527	55/	43/	2	3-37.0	2-20	2-1	43	5	0	5	0	0	4/4	-	3/5	41:40	
12	11/25	vs. TEN	20	3	15	2	6/15	360	70	5.1	110	29	3.8	250	1-11	261	40/	23/	2	4-50.3	6-42	1-0	19	1	0	1	0	0	1/1	-	4/5	30:37	
13	12/2	at BUF	20	14	5	1	5/12	344	63	5.5	232	46	5.0	112	0-0	112	17/	9/	1	4-44.5	9-100	1-1	34	4	2	2	0	0	4/4	-	2/2	35:09	
14	12/9	vs. NYJ	17	11	4	2	4/13	270	62	4.4	166	42	4.0	104	1-7	111	19/	12/	0	7-46.6	1-15	2-2	17	2	2	0	0	0	2/2	-	1/1	30:31	
15	12/16	at MIA	26	8	13	5	6/11	389	66	5.9	180	36	5.0	209	1-11	220	29/	22/	0	1-63.0	5-41	1-1	24	2	0	2	0	0	1/1	1/1	3/3	35:38	
16	12/23	vs. NE	23	6	15	2	4/12	349	71	4.9	103	27	3.8	246	3-21	267	41/	24/	2	5-47.8	4-39	0-0	23	2	0	2	0	0	2/2	-	3/3	27:25	
17	12/30	at TEN	12	6	4	2	6/14	221	51	4.3	79	34	2.3	142	2-10	152	15/	9/	0	5-40.8	5-43	0-0	38	5	1	0	4	0	5/5	-	1/1	27:39	
TOTALS			2-14	364	133	194	37	89/215	6,088	1,100	5.5	2,256	545	4.1	3,832	20-128	3,960	535/	341/	12	68-46.0	101-820	17-11	444	48	19	21	8	0	46/46	1/1	36/43	32:31

JACKSONVILLE JAGUARS 2011 OFFENSE GAME-BY-GAME

Wk.	Date Opp	FIRST DOWNS				3 RD				TOT. OFFENSE			RUSHING			PASSING			PUNTS			PEN.			FUM. Tot.			T.O.P.					
		Tot	Run	Pass	Pen	DOWN	Yards	Plays	Avg.	Yards	Att.	Avg.	Net	Sacks	Gross	Att./	Cmp./	Int.	Avg.	Yards	Lost	Pts.	TD	Rn	Ps	Rt	Sfty		PAT	2PT	Fgs		
1	9/11 vs. TEN	[W]	20	10	9	1	9/18	323	73	4.4	163	47	3.5	160	2-15	175	24/	17/	0	5-43.6	5-39	2-1	16	1	1	0	0	0	0	1/1	-	3/3	39:38
2	9/18 at NYJ	[L]	11	5	6	0	3/12	203	54	3.8	112	27	4.1	91	2-20	111	25/	11/	4	5-40.6	4-50	0-0	3	0	0	0	0	0	0/0	-	1/1	26:37	
3	9/25 at CAR	[L]	13	7	4	2	3/14	257	57	4.5	128	34	3.8	129	2-10	139	21/	12/	1	6-39	8-60	5-0	10	1	0	1	0	0	1/1	-	1/1	30:26	
4	10/2 vs. NO	[L]	15	4	7	4	4/15	274	62	4.4	104	17	6.1	170	3-26	196	42/	16/	1	4-38.3	2-15	1-0	10	1	0	1	0	0	1/1	-	1/1	22:55	
5	10/9 vs. CIN	[L]	12	5	7	0	6/16	296	58	5.1	96	27	3.6	200	3-21	221	28/	15/	0	7-37.7	2-15	4-2	20	2	1	1	0	0	2/2	-	2/2	27:27	
6	10/16 at PITT	[L]	16	6	7	3	4/15	209	61	3.4	133	30	4.4	76	5-33	109	26/	12/	0	7-42.3	4-22	0-0	13	1	0	1	0	0	1/1	-	2/2	28:47	
7	10/24 vs. BAL	[W]	13	6	5	2	2/16	205	66	3.1	132	42	3.1	73	4-20	93	20/	9/	0	7-40.9	6-90	4-1	12	0	0	0	0	0/0	-	4/4	36:15		
8	10/30 at HOU	[L]	13	5	8	0	5/14	174	58	3.0	84	25	3.4	90	1-7	97	32/	10/	2	8-46.8	5-39	1-0	14	2	1	1	0	0	2/2	-	0/0	24:41	
10	11/13 at IND	[W]	18	9	8	1	6/15	251	64	3.9	141	41	3.4	110	2-8	118	21/	14/	1	6-38.7	5-55	0-0	17	2	1	1	0	0	2/2	-	1/2	35:21	
11	11/20 at CLE	[L]	23	10	9	4	7/15	303	71	4.3	108	29	3.7	195	1-15	210	41/	22/	0	5-40.6	9-81	1-0	10	1	1	0	0	1/1	-	1/1	30:53		
12	11/27 vs. HOU	[L]	14	4	7	3	5/19	255	71	3.6	105	24	4.4	150	7-48	198	40/	20/	1	9-42.2	4-30	1-0	13	1	0	0	1	1/1	-	2/3	31:39		
13	12/5 vs. SD	[L]	17	6	11	0	9/16	306	66	4.6	129	31	4.2	177	2-18	195	33/	19/	1	5-43.4	3-26	2-0	14	2	0	2	0	2/2	-	0/0	31:43		
14	12/11 vs. TB	[W]	21	7	10	4	5/15	325	67	4.9	116	33	3.5	209	1-8	217	33/	19/	2	7-41.4	8-80	2-0	41	6	2	2	2	0	5/5	0/1	0/0	32:49	
15	12/15 at ATL	[L]	12	4	8	0	3/10	207	46	4.5	116	19	6.1	91	5-50	141	22/	12/	1	7-43.4	5-40	3-3	14	2	0	1	1	0	2/2	-	0/0	21:29	
16	12/24 at TEN	[L]	18	6	12	0	5/18	300	71	4.2	113	28	4.0	187	1-11	198	42/	21/	1	9-45.1	6-28	0-0	17	2	2	0	0	2/2	-	1/1	29:01		
17	1/1 vs. IND	[W]	15	9	4	2	5/13	261	57	4.6	190	35	5.4	71	3-21	92	19/	11/	0	2-43.5	1-10	1-1	19	1	0	1	0	0	1/1	-	4/4	30:48	
Totals			5-11	251	103	122	26	81/241	4,149	1,002	4.1	1,970	489	4.0	2,179	44-331	2,510	469/	240/	15	99-41.9	77-680	27-8	243	25	9	12	4	0	24/24	0/1	23/25	30:02

JACKSONVILLE JAGUARS 2011 DEFENSE GAME-BY-GAME

Wk.	Date Opp	FIRST DOWNS				3 RD				TOT. OFFENSE			RUSHING			PASSING			PUNTS			PEN.			FUM. Tot.			T.O.P.					
		Tot	Run	Pass	Pen	DOWN	Yards	Plays	Avg.	Yards	Att.	Avg.	Net	Sacks	Gross	Att./	Cmp./	Int.	Avg.	Yards	Lost	Pts.	TD	Rn	Ps	Rt	Sfty		PAT	2PT	Fgs		
1	9/11 vs. TEN	[W]	13	1	11	1	4/11	292	49	6.0	43	13	3.3	249	2-14	263	34/	21/	1	7-41.6	7-60	1-0	14	2	0	2	0	0	2/2	-	0/1	20:22	
2	9/18 at NYJ	[L]	15	5	8	2	3/12	283	57	5.0	101	32	3.2	182	1-0	182	24/	17/	2	5-38.8	7-60	0-0	32	3	1	2	0	1	3/3	-	3/3	33:23	
3	9/25 at CAR	[L]	16	5	10	1	6/16	265	62	4.3	107	28	3.8	158	0-0	158	34/	18/	0	8-38.4	8-69	0-0	16	1	0	1	0	1	0/0	1/1	2/2	29:34	
4	10/2 vs. NO	[L]	30	9	20	1	7/14	503	81	6.2	177	34	5.2	326	3-25	351	44/	31/	2	1-58.0	6-50	0-0	23	2	1	1	0	0	2/2	-	3/5	37:05	
5	10/9 vs. CIN	[L]	13	2	11	0	8/19	239	66	3.6	77	31	2.5	162	2-17	179	33/	21/	1	7-47.7	4-33	1-0	30	4	1	2	1	0	3/4	-	1/1	32:33	
6	10/16 at PITT	[L]	15	6	8	1	7/15	370	58	6.4	185	32	5.8	185	3-15	200	23/	12/	0	6-42.7	8-65	1-0	17	2	1	1	0	0	2/2	-	1/2	31:13	
7	10/24 vs. BAL	[W]	11	1	8	2	2/12	146	53	2.8	34	12	2.8	112	3-25	137	38/	21/	1	9-52.2	10-85	2-1	7	1	0	1	0	1/1	-	0/1	23:45		
8	10/30 at HOU	[L]	20	6	14	0	10/17	358	71	5.0	156	39	4.0	202	2-23	225	30/	16/	0	6-45.3	7-60	2-2	24	3	2	1	0	0	3/3	-	1/2	35:19	
10	11/13 at IND	[W]	13	2	8	3	4/15	212	57	3.7	84	23	3.7	128	5-33	161	29/	20/	2	6-41.0	6-40	2-1	3	0	0	0	0	0/0	-	1/1	24:39		
11	11/20 at CLE	[L]	9	5	4	0	2/15	215	59	3.6	88	31	2.8	127	0-0	127	28/	18/	0	10-43.6	9-70	0-0	14	2	1	1	0	0	2/2	-	0/1	29:07	
12	11/27 vs. HOU	[L]	20	6	10	4	4/10	433	54	6.2	148	28	5.3	186	2-13	199	24/	17/	1	3-36.0	9-70	3-1	20	2	1	1	0	0	2/2	-	2/2	28:21	
13	12/5 vs. SD	[L]	19	7	12	0	4/10	433	54	8.0	139	26	5.3	294	0-0	294	28/	22/	0	4-44.8	6-55	0-0	38	5	2	3	0	0	5/5	-	1/1	28:17	
14	12/11 vs. TB	[W]	15	7	7	1	3/11	280	59	4.7	110	24	4.6	170	3-14	184	32/	17/	3	5-37.8	12-97	6-4	14	2	2	0	0	2/2	-	0/0	27:11		
15	12/15 at ATL	[L]	20	6	13	1	6/15	373	68	5.5	97	35	2.8	276	1-4	280	32/	24/	0	5-40.8	4-31	0-0	41	5	1	3	1	0	5/5	-	2/2	38:31	
16	12/24 at TEN	[L]	20	3	14	3	3/12	407	66	6.2	65	25	2.6	342	1-8	350	40/	24/	2	4-43.0	0-0	1-1	23	2	1	1	0	0	2/2	-	3/3	30:59	
17	1/1 vs. IND	[W]	19	2	17	0	6/14	298	65	4.6	56	22	2.5	242	3-22	264	40/	27/	2	3-45.3	4-40	2-1	13	1	0	1	0	0	1/1	-	2/2	29:12	
Totals			5-11	268	73	175	20	79/218	5,008	979	5.1	1,667	435	3.8	3,341	31-213	3,554	513/	326/	17	89-43.3	105-895	21-11	329	37	14	21	2	2	35/36	1/1	22/29	29:58

JACKSONVILLE JAGUARS 2010 OFFENSE GAME-BY-GAME

Wk.	Date	Opp	FIRST DOWNS			3 RD			TOT. OFFENSE			RUSHING			PASSING			PUNTS			PEN.			FUM. Tot.			T.O.P.						
			Tot	Run	Pass	Pen	DOWN	Yards	Plays	Avg.	Yards	Att.	Avg.	Net	Sacks	Gross	Att./	Cmp./	Int.	Avg.	Yards	Lost	Pts.	TD	Tot.	Yards		Yds	Loss	Pts.	TD	Tot.	
1	9/12 vs. DEN	[W]	18	9	6	3	3-10	299	56	5.3	134	34	3.9	165	1-5	170	21/	16/	0	4-41.3	5-47	0-0	24	3	0	3	0	0	3/3	-	1/1	29:30	
2	9/19 at SD	[L]	20	6	14	0	6-12	350	68	5.1	71	24	3.0	279	2-14	293	42/	26/	4	0-0.0	5-33	2-2	13	1	0	1	0	0	1/1	-	2/2	30:24	
3	9/26 vs. PHI	[L]	16	9	6	1	5-17	191	69	2.8	139	32	4.3	52	7-53	105	30/	13/	1	8-48.0	4-67	1-0	3	0	0	0	0	0/0	-	1/1	32:53		
4	10/3 vs. IND	[W]	20	10	9	1	9-13	337	57	5.9	174	35	5.0	163	0-0	163	22/	17/	0	4-42.5	7-45	0-0	31	4	2	2	0	0	4/4	-	1/1	29:46	
5	10/10 at BUF	[W]	21	10	11	0	4-11	381	62	6.1	216	40	5.4	165	2-13	178	20/	16/	1	0-0.0	5-38	3-2	36	3	0	3	0	0	3/3	-	5/5	34:21	
6	10/18 vs. TEN	[L]	17	7	8	2	3-13	249	63	4.0	76	25	3.0	173	2-16	189	36/	21/	3	3-37.3	7-55	1-1	3	0	0	0	0	0/0	-	1/1	27:15		
7	10/24 at KC	[L]	19	4	12	3	3-10	300	58	5.2	84	23	3.7	216	1-6	222	34/	18/	2	3-38.3	6-43	2-1	20	2	0	2	0	0	2/2	-	2/2	26:00	
8	10/31 at DAL	[W]	20	6	14	0	6-12	387	58	6.7	149	34	4.4	238	3-22	260	21/	17/	0	5-48.4	6-36	1-1	35	5	1	4	0	0	5/5	-	0/0	32:35	
10	11/14 vs. HOU	[W]	29	12	15	2	4-11	491	69	7.1	165	36	4.6	326	2-16	342	31/	24/	0	3-43.7	8-62	1-0	31	4	2	2	0	0	4/4	-	1/3	35:23	
11	11/21 vs. CLE	[W]	24	11	11	2	4-11	371	67	5.5	145	28	5.2	226	4-28	254	35/	20/	4	2-33.5	2-10	2-2	24	3	1	2	0	0	3/3	-	1/1	31:28	
12	11/28 at NYG	[L]	26	15	9	2	10-16	328	73	4.5	207	34	6.1	121	4-41	162	35/	20/	1	3-43.3	3-20	3-1	20	2	2	0	0	2/2	-	2/2	35:27		
13	12/5 at TEN	[W]	23	16	7	0	6-15	377	73	5.2	258	53	4.9	119	1-7	126	19/	14/	0	2-43.0	4-31	1-0	17	2	2	0	0	2/2	-	1/3	39:54		
14	12/12 vs. OAK	[W]	19	10	8	1	5-12	385	58	6.6	234	34	6.9	151	2-8	159	22/	11/	1	5-41.4	6-52	0-0	38	5	2	3	0	0	5/5	-	1/1	29:55	
15	12/19 at IND	[L]	20	4	14	2	5-13	356	61	5.8	67	22	3.0	289	1-5	294	38/	24/	1	4-48.0	6-55	3-1	24	3	0	2	1	0	3/3	-	1/1	30:22	
16	12/26 vs. WAS	[L]	15	4	11	0	7-17	336	65	5.2	78	23	3.4	258	4-41	299	38/	22/	2	7-45.4	7-66	2-0	17	2	1	1	0	0	2/2	-	1/2	32:54	
17	1/2 at HOU	[L]	23	15	6	2	1-10	322	62	5.2	198	35	5.7	124	2-16	140	25/	12/	1	4-44.3	2-15	1-1	17	2	1	1	0	0	2/2	-	1/2	30:48	
Totals			8-8	330	148	161	21	81-203	5,460	1,019	5.4	2,395	512	4.7	3,065	38-291	3,356	469/	291/	21	57-43.8	83-675	23-12	353	41	14	26	1	0	41/41	-	22/28	31-43

JACKSONVILLE JAGUARS 2010 DEFENSE GAME-BY-GAME

Wk.	Date	Opp	FIRST DOWNS			3 RD			TOT. OFFENSE			RUSHING			PASSING			PUNTS			PEN.			FUM. Tot.			T.O.P.						
			Tot	Run	Pass	Pen	DOWN	Yards	Plays	Avg.	Yards	Att.	Avg.	Net	Sacks	Gross	Att./	Cmp./	Int.	Avg.	Yards	Lost	Pts.	TD	Tot.	Yards		Yds	Loss	Pts.	TD	Tot.	
1	9/12 vs. DEN	[W]	21	6	14	1	3-10	363	61	6.0	89	25	3.6	274	3-21	295	33/	21/	1	4-43.0	7-70	1-1	17	2	1	1	0	0	2/2	-	1/1	30:30	
2	9/19 at SD	[L]	25	7	17	1	4-8	477	60	8.0	151	30	5.0	326	1-8	334	29/	22/	2	2-17.0	4-25	1-1	38	5	2	3	0	0	5/5	-	1/1	29:36	
3	9/26 vs. PHI	[L]	15	4	10	1	5-13	373	55	6.8	106	21	5.0	267	3-24	291	31/	17/	0	7-45.1	7-84	0-0	28	4	1	3	0	0	4/4	-	0/0	27:07	
4	10/3 vs. IND	[W]	28	5	23	0	7-10	406	66	6.2	58	19	3.1	348	1-4	352	46/	33/	1	2-55.0	3-35	2-1	28	4	2	2	0	0	4/4	-	0/0	30:14	
5	10/10 at BUF	[W]	17	5	10	2	3-11	306	54	5.7	110	21	5.2	196	3-24	220	30/	20/	0	4-48.5	5-35	2-0	26	3	0	3	0	0	2/2	0/1	2/2	25:39	
6	10/18 vs. TEN	[L]	20	8	10	2	8-14	324	60	5.4	153	39	3.9	171	0-0	171	21/	14/	0	2-49.0	8-57	1-0	30	3	1	2	0	0	3/3	-	3/3	32:45	
7	10/24 at KC	[L]	25	13	10	2	6-11	426	61	7.0	236	42	5.6	190	1-3	193	18/	13/	0	3-45.3	7-92	0-0	42	6	3	2	1	0	6/6	-	0/0	34:00	
8	10/31 at DAL	[W]	25	5	16	4	6-13	415	73	5.7	50	22	2.3	365	2-14	379	49/	34/	4	3-44.7	3-20	1-0	17	2	1	1	0	0	2/2	-	1/1	27:25	
9	11/14 vs. HOU	[W]	20	6	13	1	4-10	395	53	7.5	81	21	3.9	314	0-0	314	32/	22/	0	4-37.5	8-49	2-1	24	3	1	2	0	0	3/3	-	1/1	24:37	
10	11/21 vs. CLE	[W]	15	4	10	1	7-16	283	60	4.7	88	26	3.4	195	6-46	241	28/	17/	1	5-44.0	5-45	1-0	20	2	0	1	1	0	2/2	-	2/4	28:32	
11	11/28 at NYG	[L]	17	6	11	0	3-10	361	50	7.2	135	26	5.2	226	0-0	226	24/	14/	0	3-49.7	4-25	0-0	24	2	0	2	0	0	2/2	1/1	3/3	24:33	
12	12/5 at TEN	[W]	11	3	18	1	2-11	220	47	4.7	57	14	4.1	163	1-6	169	32/	14/	2	2-36.0	4-30	0-0	6	0	0	0	0	0/0	-	2/2	20:06		
13	12/12 vs. OAK	[W]	21	3	16	2	6-13	476	61	7.8	153	25	6.1	323	3-21	344	33/	22/	1	5-42.0	4-25	1-1	31	4	2	2	0	0	4/4	-	1/1	30:05	
14	12/19 at IND	[L]	19	7	12	0	5-13	376	64	5.9	155	24	6.5	221	1-8	229	39/	29/	0	6-39.2	6-68	0-0	34	4	1	2	1	0	4/4	-	2/2	29:38	
15	12/26 vs. WAS	[L]	15	5	8	2	4-15	251	64	3.9	79	24	3.3	172	1-10	182	39/	19/	1	9-40.9	5-40	0-0	20	2	1	1	0	0	2/2	-	2/2	29:53	
16	1/2 at HOU	[L]	22	12	9	1	5-11	497	59	8.4	244	37	6.6	253	0-0	253	22/	18/	0	3-38.7	5-48	0-0	34	4	3	1	0	0	4/4	-	2/2	29:12	
Totals			8-8	316	98	197	21	78-189	5,949	948	6.3	1,945	416	4.7	4,004	26-189	4,193	506/	329/	13	64-42.4	85-748	12-5	419	50	19	28	3	0	48/48	1/2	23/25	28:17

JACKSONVILLE JAGUARS 2009 OFFENSE GAME-BY-GAME

Wk.	Date	Opp	FIRST DOWNS			3 RD	TOT. OFFENSE			RUSHING			PASSING			PUNTS			FUM. Tot.			T.O.P.											
			Tot	Run	Pass		Pen	Yards	Plays	Avg.	Yards	Att.	Avg.	Net	Sacks	Gross	Att./	Cmp./	Int.	Avg.	Yards		Pen.	Lost	Pts.	TD	Tot.						
1	9/13	at IND	[L]	12	7	4	1	6-15	228	55	4.1	114	26	4.4	114	1-8	122	28/	14/	0	5-37.8	3-24	0-0	12	1	1	0	0	0/0	0/1	2/3	26:04	
2	9/20	vs. ARI	[L]	18	4	13	1	6-16	367	67	5.5	92	20	4.6	275	4-7	282	43/	23/	1	4-45.3	8-50	4-2	17	2	0	2	0	2/2	-	1/2	28:39	
3	9/27	at HOU	[W]	24	11	10	3	5-11	399	62	6.4	185	32	5.8	214	0-0	214	30/	18/	0	3-35.3	5-40	1-1	31	4	4	0	0	4/4	-	1/1	30:52	
4	10/4	vs. TEN	[W]	27	10	15	2	6-13	442	69	6.4	137	30	4.6	305	2-18	323	37/	27/	0	3-37.0	4-30	1-1	37	4	1	3	0	0	4/4	-	3/4	34:07
5	10/11	at SEA	[L]	10	2	8	0	2-13	199	52	3.8	38	15	2.5	161	5-29	190	32/	19/	0	8-46.4	9-73	2-2	0	0	0	0	0	0/0	-	0/0	25:16	
6	10/18	vs. STL	[W]	33	14	15	4	11-16	492	84	5.9	166	38	4.4	326	3-9	335	43/	30/	2	4-36.3	3-15	1-1	23	3	3	0	0	2/2	0/1	1/2	42:12	
8	11/1	at TEN	[L]	12	4	8	0	4-12	330	49	6.7	217	16	13.6	113	4-26	139	29/	14/	2	7-44.1	2-27	2-0	13	2	2	0	0	1/2	-	0/0	20:17	
9	11/8	vs. KC	[W]	21	11	10	0	9-16	426	69	6.2	173	41	4.2	253	1-11	264	27/	18/	0	4-44.3	5-31	1-1	24	3	2	1	0	0	3/3	-	1/2	36:13
10	11/15	at NYJ	[W]	18	6	11	1	7-13	347	60	5.8	139	32	4.3	208	2-13	221	26/	16/	0	4-36.8	5-40	2-1	24	3	2	1	0	0	3/3	-	1/2	31:07
11	11/22	vs. BUF	[W]	19	7	11	1	9-15	310	66	4.7	102	34	3.0	208	2-7	215	30/	21/	1	5-44.8	6-50	3-1	18	2	1	1	0	0	1/1	1/1	1/1	36:24
12	11/29	at SF	[L]	18	4	14	0	3-12	357	61	5.9	96	19	5.1	261	6-46	307	36/	25/	0	4-43.3	6-60	2-2	3	0	0	0	0	0/0	-	1/3	29:16	
13	12/6	vs. HOU	[W]	19	7	11	1	8-16	323	68	4.8	107	36	3.0	216	4-22	238	28/	15/	0	3-49.3	4-45	2-1	23	2	0	2	0	1	2/2	-	3/3	30:07
14	12/13	vs. MIA	[L]	10	5	3	2	3-14	217	54	4.0	95	25	3.8	122	3-17	139	26/	11/	0	7-43.1	2-10	1-0	10	1	1	0	0	1/1	-	1/1	24:54	
15	12/17	vs. IND	[L]	25	9	16	0	10-16	345	76	4.5	139	34	4.1	206	2-17	223	40/	23/	1	3-44.7	4-22	1-0	31	4	1	3	0	0	4/4	-	1/2	35:26
16	12/27	at NE	[L]	16	7	9	0	4-11	275	52	5.3	98	25	3.9	177	2-8	185	25/	19/	2	4-38.8	1-5	1-0	7	1	1	1	0	0	1/1	-	0/0	27:35
17	1/3	at CLE	[L]	18	6	12	0	9-17	328	66	5.0	131	24	5.5	197	3-5	202	39/	22/	1	4-36.3	3-20	2-0	17	2	0	2	0	0	2/2	-	1/2	27:02
Totals			8-8	300	114	170	16	102-226	5,385	1,010	5.3	2,029	447	4.5	3,356	44-243	3,599	519/	315/	10	72-41.9	70-542	26-13	290	34	19	15	0	1	30/31	1/3	18/28	30:08

JACKSONVILLE JAGUARS 2009 DEFENSE GAME-BY-GAME

Wk.	Date	Opp	FIRST DOWNS			3 RD	TOT. OFFENSE			RUSHING			PASSING			PUNTS			FUM. Tot.			T.O.P.											
			Tot	Run	Pass		Pen	Yards	Plays	Avg.	Yards	Att.	Avg.	Net	Sacks	Gross	Att./	Cmp./	Int.	Avg.	Yards		Pen.	Lost	Pts.	TD	Tot.						
1	9/13	at IND	[L]	21	4	15	2	8-14	365	70	5.2	71	31	2.3	294	1-7	301	38/	28/	1	2-44.0	3-17	1-1	14	2	1	1	0	0	2/2	-	0/1	33:56
2	9/20	vs. ARI	[L]	22	7	15	0	2-9	383	60	6.4	118	28	4.2	265	0-0	265	32/	27/	0	3-46.3	7-58	5-2	31	4	1	2	1	0	4/4	-	1/2	31:21
3	9/27	at HOU	[W]	23	5	17	1	4-10	397	59	6.7	111	22	5.0	286	2-14	300	35/	26/	1	4-42.8	5-60	1-1	24	3	0	3	0	0	3/3	-	1/1	29:08
4	10/4	vs. TEN	[W]	19	5	13	1	8-16	379	67	5.7	95	19	5.0	284	0-0	284	48/	29/	2	5-42.2	6-68	1-1	17	2	1	1	0	0	0/0	1/2	1/1	25:53
5	10/11	at SEA	[L]	24	8	13	3	6-14	379	71	5.3	143	40	3.6	236	1-5	241	30/	18/	0	3-44.3	1-10	2-0	41	5	0	4	1	0	5/5	-	2/2	34:44
6	10/18	vs. STL	[W]	13	1	11	1	4-12	262	53	4.9	55	18	3.1	207	1-6	213	34/	22/	1	6-41.2	6-52	0-0	20	2	0	1	0	0	2/2	-	2/2	24:48
8	11/1	at TEN	[L]	20	12	8	0	8-15	430	67	6.4	305	49	6.2	125	0-0	125	18/	15/	0	4-48.3	4-20	0-0	30	3	2	1	0	0	3/3	-	3/3	39:43
9	11/8	vs. KC	[W]	14	3	10	1	4-13	301	56	5.4	60	14	4.3	241	3-21	262	39/	23/	0	7-46.6	1-10	1-0	21	2	0	2	0	0	1/1	1/1	2/3	23:47
10	11/15	at NYJ	[W]	19	7	10	2	7-13	322	60	5.4	110	29	3.8	212	0-0	212	31/	16/	2	2-50.5	4-26	1-1	22	2	1	1	0	0	1/1	0/1	3/3	28:53
11	11/22	vs. BUF	[W]	14	1	12	1	3-11	343	51	6.7	53	18	2.9	290	2-7	297	31/	18/	2	4-50.5	6-43	2-1	15	1	0	1	0	0	0/0	0/1	3/3	23:36
12	11/29	at SF	[L]	15	5	9	1	8-16	284	61	4.7	52	20	2.6	232	0-0	232	41/	27/	0	5-50.2	1-5	0-0	20	2	0	2	0	0	2/2	-	2/2	30:44
13	12/6	vs. HOU	[W]	19	7	10	2	5-15	305	61	5.0	72	22	3.3	233	2-7	240	37/	22/	3	5-45.0	6-37	1-0	18	2	1	1	0	1	1/1	0/1	1/1	29:53
14	12/13	vs. MIA	[L]	22	8	14	0	8-15	354	71	5.0	146	40	3.7	208	2-12	220	29/	21/	1	5-43.8	4-27	5-2	14	2	2	0	0	0	2/2	-	0/1	35:06
15	12/17	vs. IND	[L]	18	2	16	0	8-12	369	53	7.0	61	23	2.7	308	0-0	308	30/	23/	1	3-43.0	5-40	0-0	35	5	0	4	1	0	5/5	-	0/0	24:34
16	12/27	at NE	[L]	26	12	14	0	6-10	464	62	7.5	197	36	5.5	267	0-0	267	26/	23/	0	1-42.0	2-10	1-1	35	5	1	4	0	0	5/5	-	0/0	32:25
17	1/3	at CLE	[L]	18	13	4	1	5-13	300	60	5.0	214	49	4.4	86	0-0	86	11/	7/	1	3-35.7	3-15	1-0	23	2	2	0	0	0	2/2	-	3/3	32:58
Totals			8-8	307	100	191	16	94-209	5,637	982	5.7	1,863	458	4.1	3,774	14-79	3,853	510/	345/	15	62-44.9	64-498	22-10	380	44	12	28	4	1	38/38	2/6	24/28	29:52

JACKSONVILLE JAGUARS 2008 OFFENSE GAME-BY-GAME

Wk.	Date	Opp	FIRST DOWNS			3 RD	TOT. OFFENSE		RUSHING		PASSING		PUNTS		FUM.		Tot.																
			Tot	Run	Pass		Pen	Down	Yards	Plays	Avg.	Yards	Att.	Avg.	Sacks	Gross		Att./Cmp./Int.	Yards	Pen.	Yards	Lost	Pts.	TD	Rn	Ps	Rt	Sfty	PAT	2PT	FGs	T.O.P.	
1	9/7	at TEN	[L]	13	1	11	1	5-14	189	59	3.2	33	17	1.9	156	7-59	215	35/23/2	6-37.0	6-50	1-1	10	1	0	1	0	0	1/1	-	1/2	-	1/2	31:20
2	9/14	vs. BUF	[L]	19	9	1	2-11	243	57	4.3	98	27	3.6	145	2-20	165	28/17/1	4-50.5	5-35	1-0	16	1	1	0	0	0	1/1	-	3/3	-	3/3	28:46	
3	9/21	at IND	[W]	25	13	11	1	8-14	403	70	5.8	236	48	4.9	167	0-0	167	22/16/1	1-60.0	5-44	0-0	23	2	1	0	1	0	2/2	-	3/3	-	3/3	41:35
4	9/28	vs. HOU	[W]	21	7	14	0	6-12	375	58	6.5	139	25	5.6	236	1-0	236	32/23/0	2-46.5	2-27	0-0	30	3	2	1	0	0	3/3	-	0/0	-	0/0	26:37
5	10/5	vs. PIT	[L]	14	2	9	3	3-13	213	54	3.9	38	19	2.0	175	3-25	200	32/18/0	5-46.6	8-89	1-0	21	3	1	1	1	0	3/3	-	1/1	-	1/1	33:35
6	10/12	at DEN	[W]	26	9	15	2	5-12	416	70	5.9	155	34	4.6	261	2-15	276	34/25/0	4-40.0	6-45	3-2	24	3	2	1	0	0	2/2	-	1/2	-	1/2	35:05
8	10/26	vs. CLE	[L]	23	6	16	1	11-20	380	74	5.1	113	29	3.9	267	3-16	283	42/25/0	3-46.7	6-40	1-1	17	2	0	2	0	0	2/2	-	1/2	-	1/2	29:41
9	11/2	at CIN	[L]	18	6	12	0	5-13	282	62	4.5	68	21	3.2	214	3-15	229	38/23/1	6-45.0	12-86	1-0	19	2	1	0	1	0	1/1	0/1	2/2	-	1/2	29:41
10	11/9	at DET	[W]	24	11	12	1	5-10	384	61	6.3	157	33	4.8	227	1-11	238	25/18/0	2-38.5	5-33	0-0	38	5	3	2	0	0	5/5	-	1/1	-	1/1	30:59
11	11/16	vs. TEN	[L]	17	6	7	4	3-15	257	66	3.9	140	32	4.4	117	4-18	135	30/13/1	10-40.9	9-61	1-0	14	2	2	0	0	2/2	-	0/0	-	0/0	32:27	
12	11/23	vs. MIN	[L]	17	2	13	2	6-14	321	63	5.1	35	14	2.5	286	4-31	317	45/27/2	3-41.0	8-81	5-3	12	1	0	1	0	1	1/1	-	1/3	-	1/3	29:31
13	12/1	at HOU	[L]	21	6	15	0	4-11	388	64	6.1	126	26	4.8	262	3-25	287	35/25/1	3-40.3	8-60	2-2	17	2	1	1	0	0	2/2	-	1/2	-	1/2	33:03
14	12/7	at CHI	[L]	14	6	8	0	5-17	278	69	4.0	119	28	4.3	159	3-19	178	38/19/1	7-40.1	4-21	2-0	10	1	0	1	0	0	1/1	-	1/1	-	1/1	32:03
15	12/14	vs. GB	[W]	18	8	8	2	6-12	323	54	6.0	94	19	4.9	229	2-9	238	33/21/0	4-49.5	6-58	1-0	20	3	1	2	0	0	2/2	0/1	0/1	-	0/1	27:57
16	12/18	vs. IND	[L]	28	9	17	2	7-13	409	71	5.8	105	27	3.9	304	3-25	329	41/28/1	3-43.0	7-60	1-0	24	3	2	1	0	0	3/3	-	1/1	-	1/1	31:53
17	12/28	at BAL	[L]	14	6	6	2	6-12	245	53	4.6	118	27	4.4	127	1-0	127	25/14/2	4-46.5	7-28	3-2	7	1	0	1	0	0	1/1	-	0/0	-	0/0	27:58
Totals			5-11	312	107	183	22	87-213	5,106	1,005	5.1	1,774	426	4.2	3,332	42-288	3,620	537/335/13	67-43.3	104-813	23-11	302	35	17	15	3	1	33/33	0/2	19/25	31-22	31-22	

JACKSONVILLE JAGUARS 2008 DEFENSE GAME-BY-GAME

Wk.	Date	Opp	FIRST DOWNS			3 RD	TOT. OFFENSE		RUSHING		PASSING		PUNTS		FUM.		Tot.																
			Tot	Run	Pass		Pen	Down	Yards	Plays	Avg.	Yards	Att.	Avg.	Sacks	Gross		Att./Cmp./Int.	Yards	Pen.	Yards	Lost	Pts.	TD	Rn	Ps	Rt	Sfty	PAT	2PT	FGs	T.O.P.	
1	9/7	at TEN	[L]	14	7	6	1	3-13	309	57	5.4	137	32	4.3	172	1-3	175	24/14/0	7-42.9	5-36	1-0	17	2	1	1	0	0	2/2	-	1/1	-	1/1	28:40
2	9/14	vs. BUF	[L]	18	6	11	1	6-11	285	54	5.3	75	26	2.9	210	3-29	239	25/20/0	3-47.7	4-40	1-1	20	2	1	1	0	0	2/2	-	2/2	-	2/2	31:14
3	9/21	at IND	[W]	19	9	7	3	5-9	325	49	6.6	114	19	6.0	211	1-5	216	29/15/2	3-45.0	6-37	0-0	21	3	2	1	0	0	3/3	-	0/0	-	0/0	18:25
4	9/28	vs. HOU	[W]	23	4	18	1	9-13	386	63	6.1	79	23	3.4	307	0-0	307	40/29/0	2-43.5	2-15	2-0	27	3	0	3	0	0	3/3	-	2/2	-	2/2	32:20
5	10/5	vs. PIT	[L]	28	6	18	4	7-15	415	70	5.9	129	26	5.0	286	3-23	309	41/26/1	4-49.8	10-129	0-0	26	3	0	3	0	0	2/2	0/1	2/2	-	33:23	
6	10/12	at DEN	[W]	19	7	10	2	6-13	323	60	5.4	131	23	5.7	192	0-0	192	37/21/1	4-48.0	4-52	2-2	17	2	0	2	0	0	2/2	-	1/1	-	1/1	26:25
8	10/26	vs. CLE	[L]	15	6	9	0	3-12	327	52	6.3	91	24	3.8	236	1-10	246	27/14/0	5-41.4	1-15	1-0	23	2	1	1	0	0	2/2	-	3/3	-	3/3	24:55
9	11/2	at CIN	[L]	20	9	8	3	6-13	312	62	5.0	159	29	5.5	153	2-9	162	31/21/1	7-35.4	5-39	1-1	21	3	1	2	0	0	3/3	-	0/0	-	0/0	30:19
10	11/9	at DET	[W]	13	5	7	1	4-13	256	52	4.9	103	27	3.8	153	7-45	198	18/11/1	4-45.3	6-46	1-0	14	2	1	1	0	0	2/2	-	0/1	-	0/1	29:01
11	11/16	vs. TEN	[L]	13	4	8	1	1-12	344	57	6.0	114	33	3.5	230	1-0	230	23/13/1	8-43.0	10-63	0-0	24	3	0	3	0	0	3/3	-	1/1	-	1/1	27:33
12	11/23	vs. MIN	[L]	15	9	5	1	4-13	226	57	4.0	122	34	3.6	104	3-16	120	20/12/1	3-46.3	5-49	0-0	30	3	2	0	1	0	3/3	-	3/3	-	3/3	30:29
13	12/1	at HOU	[L]	18	8	8	2	1-8	326	51	6.4	126	26	4.8	200	0-0	200	25/14/1	3-36.0	5-30	1-0	30	3	2	1	0	0	3/3	-	3/3	-	3/3	26:57
14	12/7	at CHI	[L]	16	5	10	1	5-15	296	61	4.9	86	26	3.3	210	1-9	219	34/20/1	6-44.5	1-5	3-0	23	2	0	2	0	0	2/2	-	3/3	-	3/3	27:57
15	12/14	vs. GB	[W]	18	4	13	1	10-16	338	63	5.4	84	28	3.0	254	3-24	278	32/20/1	2-43.5	3-30	1-0	16	1	0	1	0	0	1/1	-	3/3	-	3/3	32:03
16	12/18	vs. IND	[L]	20	1	17	2	6-10	396	52	7.6	32	18	1.8	364	0-0	364	34/29/0	2-41.0	6-50	0-0	31	4	0	3	1	0	4/4	-	1/2	-	1/2	28:07
17	12/28	at BAL	[L]	20	8	11	1	5-14	431	62	7.0	127	34	3.7	304	3-18	322	25/18/0	4-38.3	7-55	1-0	27	3	3	0	0	0	3/3	-	2/3	-	2/3	32:02
Totals			5-11	289	98	166	25	82-200	5,295	922	5.7	1,709	428	4.0	3,586	29-191	3,777	465/297/13	67-43.0	80-691	15-4	367	41	14	25	2	0	40/40	0/1	27/30	28-38	28-38	

JACKSONVILLE JAGUARS 2007 OFFENSE GAME-BY-GAME

Wk.	Date	Opp	FIRST DOWNS			TOT. OFFENSE			RUSHING			PASSING			PUNTS			FUM. Tot.			T.O.P.										
			Tot	Run	Pass	Pen	3 RD	Yards	Plays	Avg.	Yards	Att.	Avg.	Net	Sacks	Gross	Att./Cmp./Int.	Avg.	Yards	Loss		Pts.	TD	Rn	Ps	Rt	Sfty	PAT	2PT	FGs	
1	9/9	vs. TEN	[L]	13	5	6	2	5-12	272	50	5.4	75	17	4.4	197	3-7	204	30/17/0	5-42.2	4-45	1-1	10	1	0	1	0	0	1/1	-	1/1	23:05
2	9/16	vs. ATL	[W]	17	5	12	0	5-14	364	63	5.8	113	34	3.3	251	4-21	272	25/17/0	4-33.5	11-91	1-0	13	1	0	1	0	0	1/1	-	2/2	34:15
3	9/23	at DEN	[W]	21	11	9	1	8-16	326	70	4.7	186	47	4.0	140	3-14	154	20/14/0	2-40.0	3-14	2-2	23	2	1	1	0	0	2/2	-	3/3	38:42
5	10/7	at KC	[W]	20	7	12	1	8-15	357	66	5.4	156	35	4.5	201	4-17	218	27/20/0	4-45.0	5-30	0-0	17	2	1	1	0	0	2/2	-	1/2	36:43
6	10/14	vs. HOU	[W]	25	9	13	3	5-10	457	61	7.5	244	26	9.4	213	1-8	221	34/22/0	0-0.0	3-28	3-3	37	5	2	2	1	0	4/5	-	1/2	29:20
7	10/22	vs. IND	[L]	18	9	8	1	5-13	226	66	3.4	117	27	4.3	109	3-19	128	36/17/2	1-47.0	2-20	2-1	7	1	1	0	0	0	1/1	-	0/0	25:53
8	10/28	at TB	[W]	12	6	6	0	4-16	219	62	3.5	133	44	3.0	86	2-14	100	16/7/0	8-45.5	5-45	1-0	24	3	1	1	1	0	3/3	-	1/1	32:05
9	11/4	at NO	[L]	18	4	13	1	6-13	432	58	7.4	88	23	3.8	344	2-10	354	33/20/3	5-38.6	4-38	0-0	24	3	0	2	1	0	3/3	-	1/1	26:06
10	11/11	at TEN	[W]	19	10	7	2	6-16	262	68	3.9	166	44	3.8	96	1-5	101	23/13/0	5-43.0	4-35	1-1	28	4	3	1	0	0	4/4	-	0/0	34:23
11	11/18	vs. SD	[W]	18	8	9	1	5-14	311	61	5.1	122	37	3.3	189	0-0	189	24/15/0	5-40.6	5-42	0-0	24	3	1	2	0	0	3/3	-	1/1	32:57
12	11/25	vs. BUF	[W]	21	6	14	1	9-16	416	64	6.5	124	26	4.8	292	1-4	296	37/23/0	1-51.0	1-5	1-1	36	3	2	1	0	0	3/3	-	5/5	29:15
13	12/2	at IND	[L]	27	12	14	1	6-10	411	63	6.5	168	31	5.4	243	3-14	257	29/24/1	0-0.0	8-64	1-1	25	3	1	2	0	0	2/2	1/1	1/2	35:45
14	12/9	vs. CAR	[W]	24	8	14	2	9-17	427	75	5.7	178	38	4.7	249	0-0	249	37/21/0	1-26.0	6-40	2-1	37	4	1	2	1	0	4/4	-	3/3	38:58
15	12/16	at PIT	[W]	25	13	11	1	5-14	421	75	5.6	224	42	5.3	197	0-0	197	33/17/1	5-29.0	1-10	0-0	29	4	1	3	0	0	2/3	0/1	1/1	37:39
16	12/23	vs. OAK	[W]	26	9	13	4	7-11	437	56	7.8	201	28	7.2	236	2-17	253	26/16/1	4-50.3	6-42	2-1	49	7	3	4	0	0	7/7	-	0/0	27:12
17	12/30	at HOU	[L]	24	5	19	0	7-12	381	64	6.0	96	23	4.2	285	2-17	302	39/25/0	4-49.8	8-45	1-1	28	4	0	4	0	0	4/4	-	0/0	31:47
Totals			11-5	328	127	180	21	100-219	5,719	1,022	5.6	2,391	522	4.6	3,328	31-167	3,495	469/288/8	54-41.6	76-594	18-13	411	50	18	28	4	0	46/48	1/2	21/24	32:08
WC 1/5 at PIT			[W]	14	8	5	1	4-11	239	54	4.4	135	29	4.7	104	4-36	140	21/9/2	4-50.0	6-40	0-0	31	4	2	1	1	0	4/4	-	1/2	27:01
DIV 1/12 at NE			[L]	22	4	15	3	4-10	350	56	6.3	80	22	3.6	270	1-8	278	33/22/1	1-50.0	5-42	2-1	20	2	0	2	0	0	2/2	-	2/2	27:18

JACKSONVILLE JAGUARS 2007 DEFENSE GAME-BY-GAME

Wk.	Date	Opp	FIRST DOWNS			TOT. OFFENSE			RUSHING			PASSING			PUNTS			FUM. Tot.			T.O.P.										
			Tot	Run	Pass	Pen	3 RD	Yards	Plays	Avg.	Yards	Att.	Avg.	Net	Sacks	Gross	Att./Cmp./Int.	Avg.	Yards	Loss		Pts.	TD	Rn	Ps	Rt	Sfty	PAT	2PT	FGs	
1	9/9	vs. TEN	[L]	22	15	5	2	6-12	350	69	5.1	282	49	5.8	68	2-10	78	18/11/1	3-30.0	4-29	3-1	13	1	1	0	0	0	1/1	-	2/2	36:55
2	9/16	vs. ATL	[W]	13	3	9	1	7-14	248	52	4.8	82	25	3.3	166	7-34	200	20/12/0	5-39.2	5-44	0-0	7	1	1	0	0	0	1/1	-	0/2	25:45
3	9/23	at DEN	[W]	11	2	9	0	4-8	265	42	6.3	47	18	2.6	218	1-4	222	23/16/1	2-63.0	6-36	2-2	14	2	1	1	0	0	2/2	-	0/0	21:18
5	10/7	at KC	[W]	14	0	14	0	4-14	271	56	4.8	10	10	1.0	261	3-18	279	43/25/1	7-46.0	3-25	1-0	7	1	0	1	0	0	1/1	-	0/1	23:17
6	10/14	vs. HOU	[W]	23	5	18	0	2-10	390	69	5.7	61	24	2.5	329	2-12	341	43/30/1	2-44.5	8-58	2-2	17	1	0	1	0	0	0/0	1/1	3/3	30:40
7	10/22	vs. IND	[L]	24	12	10	2	7-14	384	72	5.3	141	33	4.3	243	2-16	259	37/23/1	3-40.3	4-27	1-0	29	3	2	1	0	1	3/3	-	2/2	34:07
8	10/28	at TB	[W]	18	5	12	1	4-14	385	64	6.0	136	21	6.5	249	2-18	267	41/19/3	6-44.5	7-74	0-0	23	2	1	1	0	0	2/2	-	3/3	27:55
9	11/4	at NO	[L]	32	6	25	1	4-10	538	75	7.2	103	25	4.1	435	1-10	445	49/35/0	3-44.3	2-20	2-1	41	5	1	3	1	0	5/5	-	2/4	33:54
10	11/11	at TEN	[W]	17	2	14	1	4-15	292	64	4.6	62	19	3.3	230	4-27	257	41/24/2	5-44.0	9-56	2-1	13	1	0	1	0	0	1/1	-	2/2	25:37
11	11/18	vs. SD	[W]	18	6	11	1	4-12	388	60	6.5	79	20	4.0	309	0-0	309	40/22/2	2-44.8	4-31	0-0	17	2	1	1	0	0	2/2	-	1/1	27:03
12	11/25	vs. BUF	[W]	20	5	14	1	9-16	297	65	4.6	94	24	3.9	203	1-8	211	40/27/2	4-37.8	5-29	1-1	14	2	1	1	0	0	2/2	-	0/0	30:45
13	12/2	at IND	[L]	19	4	14	1	10-13	342	55	6.2	63	25	2.5	279	1-9	288	29/20/1	2-38.0	2-15	0-0	28	4	0	4	0	0	4/4	-	0/0	24:15
14	12/9	vs. CAR	[W]	10	3	6	1	2-12	149	54	2.8	50	15	3.3	99	1-6	105	38/16/1	5-48.4	5-50	1-1	6	0	0	0	0	0/0	-	2/2	21:02	
15	12/16	at PIT	[W]	13	7	6	0	5-13	217	55	3.9	111	17	6.5	106	5-40	146	33/16/0	7-40.9	4-34	2-0	22	3	0	3	0	0	2/2	1/1	0/0	22:21
16	12/23	vs. OAK	[W]	13	7	6	0	3-15	215	65	3.3	110	30	3.7	105	4-24	129	31/13/3	6-49.5	11-88	3-1	11	1	0	1	0	0	0/0	1/1	1/1	32:48
17	12/30	at HOU	[L]	19	10	8	1	5-9	290	53	5.5	170	34	5.0	120	1-8	128	18/11/1	2-36.5	3-20	0-0	42	6	3	1	2	0	6/6	-	0/0	28:13
Totals			11-5	286	92	181	13	80-201	5,021	970	5.2	1,605	390	4.1	3,416	37-244	3,660	543/319/20	66-43.5	82-636	20-10	304	35	12	20	3	1	32/32	3/3	18/23	27:52
WC 1/5 at PIT			[W]	24	5	17	2	7-14	340	74	4.6	43	26	1.7	297	6-40	337	42/29/3	4-44.3	5-50	1-1	29	4	2	2	0	0	2/2	0/2	1/1	32:59
DIV 1/12 at NE			[L]	24	11	12	1	6-10	403	58	6.9	145	29	5.0	258	1-4	262	28/26/0	1-30.0	6-74	0-0	31	4	1	3	0	0	4/4	-	1/2	32:42

JACKSONVILLE JAGUARS 2006 OFFENSE GAME-BY-GAME

Wk.	Date	Opp	FIRST DOWNS			3 RD			TOT. OFFENSE			RUSHING			PASSING			PUNTS			PEN.			FUM. Tot.			Tot.						
			Tot	Run	Pass	Pen	Down	Yards	Plays	Avg.	Yards	Att.	Avg.	Net	Sacks	Gross	Att./	Cmp./	Int.	Avg.	Yards	Lost	Pts.	TD	Rn	Ps	Rt	Sfty	PAT	2PT	FGs	T.O.P.	
1	9/10	vs. DAL	[W]	22	6	14	2	5-13	307	67	4.6	78	32	2.4	229	1-8	237	34/	23/	1	6-44.0	2-41	1-0	24	3	2	1	0	0	3/3	-	1/2	34:12
2	9/18	vs. PIT	[W]	17	3	13	1	6-18	362	70	5.2	110	30	3.7	252	1-8	260	39/	26/	1	6-41.8	10-86	1-0	9	0	0	0	0	0/0	-	3/3	37:25	
3	9/24	at IND	[L]	20	12	7	1	9-16	297	69	4.3	191	40	4.8	106	1-1	107	28/	16/	2	4-46.5	4-38	0-0	14	2	1	1	0	0	2/2	-	0/2	39:24
4	10/1	at WAS	[L]	12	2	10	0	2-13	307	54	5.7	32	16	2.2	275	4-15	290	34/	20/	1	5-49.2	4-35	1-1	30	3	0	3	0	0	3/3	-	3/3	25:17
5	10/8	vs. NYJ	[W]	19	8	9	2	6-13	312	60	5.2	181	39	4.6	131	1-9	140	20/	9/	0	4-38.5	9-62	0-0	41	5	3	2	0	0	5/5	-	2/2	32:02
7	10/22	at HOU	[L]	14	7	5	2	3-12	220	54	4.1	102	25	4.1	118	1-7	125	28/	14/	0	7-42.1	7-35	2-2	7	1	1	0	0	0	1/1	-	0/0	26:30
8	10/29	at PHI	[W]	16	13	3	0	4-14	285	64	4.5	209	46	4.5	76	1-11	87	17/	10/	0	5-39.8	5-44	2-1	13	1	1	0	0	0	1/1	-	2/2	36:51
9	11/5	vs. TEN	[W]	17	8	8	1	5-13	342	54	6.3	173	30	5.8	169	2-8	177	22/	12/	0	5-41.0	4-20	0-0	37	4	0	3	1	0	4/4	-	3/3	30:11
10	11/12	vs. HOU	[L]	16	6	9	1	5-10	322	55	5.9	118	19	6.2	204	2-10	214	34/	15/	4	4-36.5	9-65	1-0	10	1	1	0	0	0	1/1	-	1/1	22:27
11	11/20	vs. NYG	[W]	21	8	13	0	9-18	414	75	5.5	165	43	3.8	249	0-0	249	32/	19/	0	4-36.8	9-65	2-1	26	2	2	0	0	0	2/2	-	4/4	40:19
12	11/26	at BUF	[L]	19	11	7	1	1-11	323	60	5.4	207	35	5.9	116	3-16	132	22/	16/	0	6-38.7	10-108	2-1	24	3	1	2	0	0	3/3	-	1/2	32:10
13	12/3	at MIA	[W]	18	8	10	0	7-12	353	57	6.2	150	31	4.8	203	4-26	229	22/	16/	0	3-38.3	7-60	1-1	24	3	1	2	0	0	3/3	-	1/1	36:56
14	12/10	vs. IND	[W]	23	16	4	3	2-9	447	57	7.8	375	42	8.9	72	1-7	79	14/	8/	1	1-20.0	3-31	0-0	44	5	4	0	1	0	5/5	-	3/4	31:37
15	12/17	at TEN	[L]	23	9	13	1	10-19	396	82	4.8	193	41	4.7	203	4-30	233	37/	22/	3	2-37.5	2-25	1-1	17	2	1	1	0	0	2/2	-	1/1	44:22
16	12/24	vs. NE	[L]	12	3	8	1	5-12	339	46	7.4	144	22	6.5	195	1-0	195	23/	17/	0	5-38.8	7-60	2-1	21	3	2	1	0	0	3/3	-	0/1	22:47
17	12/31	at KC	[L]	24	7	14	3	6-14	397	65	6.1	113	22	5.1	284	3-22	306	40/	23/	1	6-31.8	5-35	0-0	30	4	3	1	0	0	3/3	0-1	1/1	29:22
Totals			8-8	293	127	147	19	85-217	5,423	989	5.5	2,541	513	5.0	2,882	30-178	3,060	446/	266/	14	73-40.0	97-806	16-9	371	42	23	17	2	0	41/41	0-1	26/32	32-11

JACKSONVILLE JAGUARS 2006 DEFENSE GAME-BY-GAME

Wk.	Date	Opp	FIRST DOWNS			3 RD			TOT. OFFENSE			RUSHING			PASSING			PUNTS			PEN.			FUM. Tot.			Tot.						
			Tot	Run	Pass	Pen	Down	Yards	Plays	Avg.	Yards	Att.	Avg.	Net	Sacks	Gross	Att./	Cmp./	Int.	Avg.	Yards	Lost	Pts.	TD	Rn	Ps	Rt	Sfty	PAT	2PT	FGs	T.O.P.	
1	9/10	vs. DAL	[W]	14	4	9	1	6/15	323	57	5.7	88	22	4.0	235	2-11	246	33/	16/	3	5-53.2	9-93	0-0	17	2	1	1	0	0	2/2	-	1/2	25:48
2	9/18	vs. PIT	[W]	9	0	7	2	3/13	153	48	3.2	26	14	1.9	127	2-14	141	32/	17/	2	8-44.8	3-25	1-0	0	0	0	0	0	0/0	-	0/0	22:35	
3	9/24	at IND	[L]	14	4	10	0	6/13	272	53	5.1	63	20	3.2	209	2-10	219	31/	14/	0	7-43.3	4-35	0-0	21	3	1	1	1	0	3/3	-	0/0	20:36
4	10/1	at WAS	[L]	22	11	11	0	7/14	481	70	6.9	152	40	3.8	329	0-0	329	30/	18/	1	5-30.8	4-40	1-1	36	4	1	3	0	0	3/3	-	3/3	36:32
5	10/8	vs. NYJ	[W]	11	6	3	2	3/14	177	58	3.1	132	34	3.9	45	6-26	71	18/	10/	3	6-40.8	6-59	1-1	0	0	0	0	0	0/0	-	0/0	27:58	
7	10/22	at HOU	[L]	21	10	10	1	5/14	349	69	5.1	131	34	3.9	218	1-6	224	34/	25/	0	5-43.4	3-17	0-0	27	3	1	2	0	0	3/3	-	2/3	33:30
8	10/29	at PHI	[W]	14	4	9	1	4/14	227	58	3.9	85	20	4.3	142	4-19	161	34/	18/	0	7-44.0	8-50	0-0	6	0	0	0	0	0/0	-	2/2	23:09	
9	11/5	vs. TEN	[W]	14	5	8	1	5/18	262	69	3.8	108	32	3.4	154	1-9	163	36/	15/	3	7-46.7	4-20	1-0	7	1	0	1	0	0	1/1	-	0/0	29:49
10	11/12	vs. HOU	[L]	21	9	9	3	8/19	306	80	3.8	148	42	3.5	158	3-18	176	35/	17/	0	5-34.2	6-51	1-0	13	1	1	0	0	0	1/1	-	2/4	37:33
11	11/20	vs. NYG	[W]	13	3	8	2	4/13	247	56	4.4	25	14	1.8	222	1-8	230	41/	19/	2	6-40.2	5-35	1-1	10	1	0	1	0	0	1/1	-	1/1	19:41
12	11/26	at BUF	[L]	13	3	8	2	3/10	241	51	4.7	72	23	3.1	169	0-0	169	28/	21/	1	6-44.2	4-55	3-0	27	3	2	0	1	0	3/3	-	2/2	27:50
13	12/3	at MIA	[W]	20	7	12	1	7/14	309	65	4.8	68	19	3.6	241	4-26	267	42/	27/	2	3-41.0	1-10	0-0	10	1	0	1	0	0	1/1	-	1/2	29:04
14	12/10	vs. IND	[W]	23	6	15	2	7/16	339	72	4.7	34	20	1.7	305	2-8	313	50/	25/	1	6-32.3	7-71	0-0	17	2	2	0	0	0	2/2	-	1/1	28:23
15	12/17	at TEN	[L]	5	2	3	0	0/8	98	34	2.9	41	16	2.6	57	3-28	85	15/	8/	0	5-43.8	4-50	1-0	24	3	0	0	3	0	3/3	-	1/2	15:38
16	12/24	vs. NE	[L]	22	10	10	2	8/16	359	70	5.1	117	30	3.9	242	1-7	249	39/	28/	0	5-35.0	7-41	0-0	24	3	2	1	0	0	3/3	-	1/2	37:13
17	12/31	at KC	[L]	23	10	11	2	7/16	395	68	5.8	170	40	4.3	225	3-17	235	25/	16/	2	4-39.5	5-32	2-1	35	5	3	1	1	0	5/5	-	0/0	30:38
Totals			8-8	259	94	143	22	83-227	4,538	978	4.6	1,460	420	3.5	3,078	35-200	3,278	523/	294/	20	90-41.4	80-684	12-4	274	32	14	12	6	0	31/31	-	17/24	27:49

JACKSONVILLE JAGUARS 2005 OFFENSE GAME-BY-GAME

Wk.	Date	Opp	FIRST DOWNS			3 RD			TOT. OFFENSE			RUSHING			PASSING			PUNTS			FUM. Tot.										
			Tot	Run	Pass	Pen	DOWN	Yards	Plays	Avg.	Yards	Att.	Avg.	Net	Sacks	Gross	Att./Cmp./Int.	Yards	Yards	Att./Cmp./Int.	Lost	Pts.	TD	Rn	Ps	Rt	Sfty	PAT	2PT	FGs	T.O.P.
1	9/11	vs. SEA	[W]	18	4	13	1	4-13	362	66	5.5	119	31	3.8	243	3-15	258	32/18/0	4-44.0	6-31	1-0	26	2	0	2	0	0	2/2	-	4/5	34:11
2	9/18	at IND	[L]	12	4	7	1	6-15	303	59	5.1	128	24	5.3	175	6-23	198	29/16/0	7-45.6	7-60	6-0	3	0	0	0	0	0/0	-	1/2	31:20	
3	9/25	at NYJ	[W]	16	8	7	1	10-20	308	73	4.2	139	47	3.0	169	2-8	177	24/16/1	6-50.0	9-85	3-2	26	3	1	2	0	0	2/2	-	2/2	40:31
4	10/2	vs. DEN	[L]	13	1	10	2	3-9	241	47	5.1	12	11	1.1	229	2-11	240	34/20/2	6-41.8	15-119	3-2	7	1	0	1	0	0	1/1	-	0/0	21:55
5	10/9	vs. CIN	[W]	19	8	7	4	2-11	342	61	5.6	181	37	4.9	161	0-0	161	24/10/0	5-39.8	10-98	1-1	23	2	0	2	0	0	2/2	-	3/3	29:25
6	10/16	at PIT	[W]	17	6	9	2	7-19	246	73	3.4	93	35	2.7	153	3-24	177	35/19/1	9-46.9	10-106	1-0	23	3	1	1	1	0	2/2	-	1/1	36:09
8	10/30	at STL	[L]	16	6	10	0	6-14	427	61	7.0	221	28	7.9	206	2-7	213	31/18/1	3-25.7	4-25	1-1	21	3	1	2	0	0	3/3	-	0/2	31:22
9	11/6	vs. HOU	[W]	18	4	12	2	6-12	312	54	5.8	98	27	3.6	214	2-4	218	25/19/0	6-37.8	6-45	1-0	21	3	2	1	0	0	3/3	-	0/0	29:04
10	11/13	vs. BAL	[W]	20	8	10	2	5-14	338	66	5.1	133	35	3.8	205	1-6	211	30/16/0	5-40.6	5-42	0-0	30	3	1	1	1	0	3/3	-	3/3	34:29
11	11/20	at TEN	[W]	22	5	15	2	10-17	295	70	4.2	49	30	1.6	246	2-12	258	38/22/0	6-50.2	3-15	1-1	31	4	1	3	0	0	4/4	-	1/1	31:54
12	11/27	at AZ	[W]	19	8	9	2	8-15	295	61	4.8	162	33	4.9	133	0-0	133	28/14/0	4-39.0	11-81	0-0	24	3	2	0	1	0	3/3	-	1/2	31:41
13	12/4	at CLE	[W]	17	7	8	2	5-13	237	59	4.0	122	38	3.8	115	1-1	116	20/11/1	4-41.3	5-50	0-0	20	2	0	2	0	0	2/2	-	2/2	29:43
14	12/11	vs. IND	[L]	18	5	12	1	3-11	324	58	5.6	74	23	3.2	250	0-0	250	35/26/0	5-38.6	7-65	4-3	18	2	1	1	0	0	1/1	1/1	1/1	26:02
15	12/18	vs. SF	[W]	21	6	13	2	6-17	336	77	4.4	134	35	3.8	202	2-14	216	40/21/0	8-39.3	10-84	0-0	10	1	1	0	0	0	1/1	-	1/2	35:40
16	12/24	at HOU	[W]	30	11	14	5	5-11	448	67	6.7	172	33	5.2	276	3-16	292	31/18/0	2-49.0	6-50	2-0	38	5	4	1	0	0	5/5	-	1/2	32:18
17	1/1	vs. TEN	[W]	25	6	14	5	7-14	335	69	4.9	122	35	3.5	213	3-21	234	31/19/0	3-38.7	7-50	2-1	40	5	3	2	0	0	4/5	-	2/2	34:11
Totals	12-4	301	97	170	34	93-225	170	34	5,149	1,021	5.0	1,959	502	3.9	3,190	32-162	3,352	487/283/6	83-42.4	121-1006	27-11	361	42	18	21	3	0	38/39	1/1	23/30	31/33
WC1/7/05 at NE	[L]	15	1	14	0	1-12	14	0	292	62	4.7	87	17	5.1	205	6-42	247	39/21/1	5-41.8	8-40	2-1	3	0	0	0	0	0/0	-	1/2	29/34	

JACKSONVILLE JAGUARS 2005 DEFENSE GAME-BY-GAME

Wk.	Date	Opp	FIRST DOWNS			3 RD			TOT. OFFENSE			RUSHING			PASSING			PUNTS			FUM. Tot.										
			Tot	Run	Pass	Pen	DOWN	Yards	Plays	Avg.	Yards	Att.	Avg.	Net	Sacks	Gross	Att./Cmp./Int.	Yards	Yards	Att./Cmp./Int.	Lost	Pts.	TD	Rn	Ps	Rt	Sfty	PAT	2PT	FGs	T.O.P.
1	9/11	vs. SEA	[W]	20	5	13	2	3-9	322	58	5.6	97	19	5.1	225	3-21	246	37/21/1	5-46.0	5-29	3-3	14	2	0	2	0	0	2/2	-	0/0	25:49
2	9/18	at IND	[L]	18	10	7	1	7-16	268	66	4.1	146	38	3.8	122	0-0	122	28/13/2	7-46.1	6-45	0-0	10	1	1	0	0	0	1/1	-	1/1	28:40
3	9/25	at NYJ	[W]	12	4	5	3	3-12	168	51	3.3	89	25	3.6	79	4-16	95	22/11/2	7-48.6	6-44	3-1	20	2	1	0	1	0	2/2	-	2/2	25:34
4	10/2	vs. DEN	[L]	24	9	12	3	5-15	306	73	4.2	188	44	4.3	118	3-18	136	26/19/0	4-48.5	5-30	0-0	20	2	0	2	0	0	2/2	-	2/4	38:05
5	10/9	vs. CIN	[W]	20	6	12	2	4-13	364	61	6.0	132	26	5.1	232	2-7	239	33/22/0	6-36.0	12-94	2-1	20	2	0	2	0	0	2/2	-	2/2	30:35
6	10/16	at PIT	[W]	16	3	7	6	1-12	218	60	3.6	73	30	2.4	145	2-9	154	28/11/3	6-31.7	7-80	2-1	17	2	0	1	1	0	2/2	-	1/2	27:27
8	10/30	at STL	[L]	15	7	7	1	4-12	386	56	6.9	200	33	6.1	186	2-14	200	21/13/3	5-40.8	9-59	0-0	24	3	0	2	1	0	3/3	-	1/1	28:38
9	11/6	vs. HOU	[W]	17	7	10	0	4-12	279	59	4.7	88	23	3.8	191	6-28	219	30/22/0	5-44.0	4-30	5-1	14	2	1	1	0	0	2/2	-	0/0	30:56
10	11/13	vs. BAL	[W]	8	2	5	1	4-14	163	54	3.0	53	17	3.1	110	4-32	142	33/19/3	7-44.6	9-86	0-0	3	0	0	0	0	0/0	-	1/1	25:31	
11	11/20	at TEN	[W]	16	4	11	1	5-13	254	54	4.7	63	21	3.0	191	3-17	208	30/20/1	8-46.6	11-73	0-0	28	4	1	2	1	0	4/4	-	0/0	28:06
12	11/27	at AZ	[W]	23	2	16	5	3-11	368	65	5.7	67	16	4.2	301	3-14	315	46/29/1	4-40.0	11-105	1-1	17	2	0	2	0	0	2/2	-	1/2	28:19
13	12/4	at CLE	[W]	15	4	9	2	4-12	303	57	5.3	98	32	3.1	205	5-21	226	20/13/0	6-37.2	7-97	1-0	14	2	0	2	0	0	2/2	-	0/1	30:17
14	12/11	vs. IND	[L]	25	3	19	3	6-14	399	74	5.4	99	34	2.9	300	3-24	324	37/24/0	3-46.3	5-47	0-0	26	2	0	2	0	0	2/2	-	4/4	33:58
15	12/18	vs. SF	[W]	11	4	3	4	1-13	217	51	4.3	110	25	4.4	107	2-16	123	24/8/1	8-41.9	8-56	1-0	9	0	0	0	0	0/0	-	3/3	24:20	
16	12/24	at HOU	[W]	18	4	13	1	7-13	370	62	6.0	107	29	3.7	263	4-32	295	29/19/1	2-32.0	7-40	1-0	20	2	0	2	0	0	2/2	-	2/4	27:42
17	1/1	vs. TEN	[W]	15	5	9	1	6-14	270	62	4.4	99	22	4.5	171	1-8	179	39/21/1	5-48.0	18-140	2-1	13	2	0	2	0	0	1/2	-	0/0	25:49
Totals	12-4	273	79	158	36	67-205	158	36	4,655	963	4.8	1,709	434	3.9	2,946	47-277	3,223	482/285/19	88-42.8	130-1055	21-9	269	30	4	22	4	0	29/30	-	20/27	28/27
WC1/7/05 at NE	[L]	17	6	10	1	7-14	10	1	307	59	5.2	118	28	4.2	189	4-12	201	27/15/0	5-39.2	4-32	4-0	28	4	0	3	1	0	4/4	-	0/0	30/26

JACKSONVILLE JAGUARS 2004 OFFENSE GAME-BY-GAME

Wk.	Date	Opp	FIRST DOWNS					TOT. OFFENSE					RUSHING					PASSING					PUNTS					FUM.					T.O.P.
			Tot	Run	Pass	Pen	3 RD DOWNS	Yards	Plays	Avg.	Yards	Att.	Avg.	Sacks	Gross	Att./Cmp./	Int.	Avg.	Yards	Lost	Pts.	TD	Rn	Pt	Rt	Sfty	PAT	2PT	FGs				
1	9/12	at BUF	[W]	14	4	8	2	2-13	225	61	3.7	83	23	3.6	142	2-5	147	36/18/	2	6-47.0	9-50	0-0	13	1	0	1	0	0	1-1	-	2-2	26:07	
2	9/19	vs DEN	[W]	8	2	4	2	1-10	176	40	4.4	67	22	3.0	109	2-11	120	16/8/	0	9-44.1	10-85	1-0	7	1	0	1	0	0	1-1	-	0-0	22:52	
3	9/26	at TEN	[W]	15	7	6	2	3-11	253	51	5.0	136	29	4.7	117	2-7	124	20/14/	0	7-39.0	9-87	3-0	15	2	1	1	0	0	1-1	1-1	0-0	28:46	
4	10/3	vs IND	[L]	23	5	16	2	8-15	408	73	5.6	97	31	3.1	311	1-7	318	41/29/	0	1-33.0	5-28	2-1	17	1	0	1	0	0	--	1-1	3-4	35:33	
5	10/10	at SD	[L]	28	6	19	3	7-14	429	75	5.7	80	18	4.4	349	3-8	357	54/36/	2	3-38.7	5-33	1-1	21	3	2	1	0	0	3-3	-	0-0	30:02	
6	10/17	vs KC	[W]	19	4	14	1	6-13	378	63	6.0	101	23	4.4	277	4-21	298	36/24/	0	5-46.0	5-46	0-0	22	3	1	2	0	0	2-2	1-1	0-1	30:00	
7	10/24	at IND	[W]	20	5	15	0	5-11	414	60	6.9	128	27	4.7	286	3-14	300	30/23/	1	1-36.0	6-48	2-1	27	2	0	2	0	0	1-1	1-1	4-4	34:34	
8	10/31	at HOU	[L]	14	3	10	1	4-12	287	55	5.2	39	12	3.3	248	1-7	255	42/27/	2	4-47.0	11-80	1-0	6	0	0	0	0	0	--	-	2-3	24:54	
10	11/14	vs DET ot	[W]	22	10	11	1	12-22	415	89	4.7	239	50	4.8	176	3-22	198	36/19/	0	8-39.6	10-99	0-0	23	3	1	2	0	0	2-2	-	1-1	41:44	
11	11/21	vs TEN	[L]	18	9	8	1	3-13	274	61	4.5	151	32	4.7	123	2-6	129	27/13/	1	6-40.8	3-22	1-1	15	1	1	0	0	1	1-1	-	2-3	31:32	
12	11/28	at MIN	[L]	18	7	10	1	7-15	379	63	6.0	154	27	5.7	225	2-10	235	34/19/	0	2-54.0	6-45	3-2	16	1	0	1	0	0	1-1	-	3-3	31:17	
13	12/5	vs PIT	[L]	20	5	11	4	6-14	359	63	5.7	100	34	2.9	259	2-9	268	27/16/	0	3-47.7	3-25	1-0	16	1	0	1	0	0	1-1	-	3-5	34:37	
14	12/12	vs CH	[W]	22	5	13	4	4-15	332	73	4.5	90	28	3.2	242	0-0	242	45/25/	1	8-42.6	8-75	1-0	22	2	0	2	0	1	2-2	-	2-2	35:43	
15	12/19	at GB	[W]	19	8	6	5	3-11	312	57	5.5	197	36	5.5	115	1-6	121	20/9/	0	7-36.6	7-85	3-2	28	4	2	2	0	0	4-4	-	0-0	30:42	
16	12/26	vs HOU	[L]	6	4	2	0	1-10	126	44	2.9	95	20	4.8	31	3-23	54	21/10/	1	7-45.3	5-45	3-2	0	0	0	0	0	0	0-0	-	0-1	21:02	
17	1/2	at OAK	[W]	13	4	8	1	8-1	242	63	3.8	93	34	2.7	149	1-0	149	28/15/	1	7-43.6	7-87	1-1	13	1	1	0	0	0	1-1	-	2-2	30:53	
Totals			9-7	279	88	161	30	80-217	5,009	991	5.1	1,850	446	4.2	3,159	32-156	3,315	513/305/	11	84-42.8	109-940	23-11	261	26	9	17	0	2	21-21	4-4	24-31	30-28	

JACKSONVILLE JAGUARS 2004 DEFENSE GAME-BY-GAME

Wk.	Date	Opp	FIRST DOWNS					TOT. OFFENSE					RUSHING					PASSING					PUNTS					FUM.					T.O.P.
			Tot	Run	Pass	Pen	3 RD DOWNS	Yards	Plays	Avg.	Yards	Att.	Avg.	Sacks	Gross	Att./Cmp./	Int.	Avg.	Yards	Lost	Pts.	TD	Rn	Pt	Rt	Sfty	PAT	2PT	FGs				
1	9/12	at BUF	[W]	16	5	10	1	7-14	242	63	3.8	95	36	2.6	147	1-6	153	26/17/	0	5-44.6	7-78	3-2	10	1	0	1	0	0	1-1	-	1-2	33:53	
2	9/19	vs DEN	[W]	20	4	13	3	6-17	356	74	4.8	106	35	3.0	250	0-0	250	39/23/	0	7-41.4	7-57	3-1	6	0	0	0	0	0	0-0	-	2-3	37:08	
3	9/26	at TEN	[W]	13	5	7	1	6-13	249	56	4.4	119	26	4.6	130	3-13	143	27/16/	1	4-52.3	6-56	2-0	12	1	1	0	0	0	0-0	0-1	2-2	31:14	
4	10/3	vs IND	[L]	23	7	14	2	3-8	337	56	6.0	117	27	4.3	220	0-0	220	29/20/	1	3-48.0	3-26	0-0	24	3	1	0	0	0	3-3	-	1-1	24:27	
5	10/10	at SD	[L]	18	8	10	0	9-15	386	62	6.2	176	35	5.0	210	1-1	211	26/17/	0	4-41.5	4-44	0-0	34	4	2	2	0	0	4-4	-	2-2	29:58	
6	10/17	vs KC	[W]	19	3	15	1	6-13	350	60	5.8	77	21	3.7	273	6-42	315	33/23/	1	5-42.4	5-30	3-0	16	2	0	2	0	0	1-2	-	1-2	30:00	
7	10/24	at IND	[W]	23	5	17	1	6-10	446	59	7.6	87	18	4.8	359	1-9	368	40/27/	0	3-48.0	12-62	2-2	24	3	0	3	0	0	3-3	-	1-1	25:26	
8	10/31	at HOU	[L]	24	6	15	3	4-13	369	67	5.5	93	32	2.9	276	0-0	276	35/26/	0	4-38.8	8-75	2-2	20	2	0	1	1	0	2-2	-	2-2	35:06	
10	11/14	vs DET ot	[W]	10	4	3	3	2-14	190	54	3.5	81	19	4.3	109	2-12	121	33/11/	1	6-44.2	8-45	0-0	17	2	0	0	0	0	2-2	-	1-2	23:44	
11	11/21	vs TEN	[L]	14	4	10	0	4-13	295	60	4.9	103	27	3.8	192	3-17	209	30/18/	2	5-43.2	4-49	1-0	18	2	1	1	0	0	1-1	1-1	1-1	28:28	
12	11/28	at MIN	[L]	27	7	14	3	6-10	330	61	5.4	112	30	3.7	218	4-17	235	27/19/	1	2-49.0	4-35	1-1	27	3	1	1	1	0	3-3	-	2-2	28:43	
13	12/5	vs PIT	[L]	15	5	9	1	5-10	316	45	7.0	120	25	4.8	196	3-25	221	17/14/	0	5-46.4	11-82	2-0	17	2	0	2	0	0	2-2	-	1-1	25:23	
14	12/12	vs CH	[W]	10	0	9	1	2-12	210	52	4.0	31	14	2.2	179	5-33	212	33/17/	1	7-48.3	13-104	2-1	3	0	0	0	0	0-0	-	1-2	24:17		
15	12/19	at GB	[W]	26	2	21	3	6-11	444	67	6.6	94	21	4.5	350	2-17	367	44/30/	3	3-38.0	12-101	4-2	25	3	0	2	1	0	2-2	1-1	1-2	29:18	
16	12/26	vs HOU	[L]	19	11	8	0	7-15	333	67	5.0	219	44	4.9	114	4-17	131	19/13/	2	5-44.2	6-50	2-0	21	3	1	1	1	0	3-3	-	0-1	38:58	
17	1/2	at OAK	[W]	16	7	6	3	5-17	281	69	4.1	147	28	5.3	134	2-8	142	39/15/	3	6-39.7	8-72	3-1	6	0	0	0	0	0-0	-	2-2	29:07		
Totals			9-7	290	83	181	26	84-205	5,134	972	5.3	1,777	438	4.1	3,357	37-217	3,574	497/306/	16	74-44.1	118-966	30-12	280	31	7	18	6	0	27-28	2-3	21-28	29:32	

JACKSONVILLE JAGUARS 2003 OFFENSE GAME-BY-GAME

Wk.	Date	Opp	FIRST DOWNS			3 RD	TOT. OFFENSE			RUSHING			PASSING			PUNTS			PEN. Yards	FUM. Lost	Tot. Pts.	TD	Rn	Ps	Rt	Sfty	PAT	2PT	FGs	T.O.P.		
			Tot	Run	Pass		Pen	Yards	Plays	Avg.	Yards	Att.	Cmp./Int.	Av.	Gross	Att./Cmp./Int.	Av.	Yards														
1	9/7	at CAR	[L]	17	4	11	2	4-13	331	59	5.6	75	28	2.7	256	4-16	272	27/23/0	8-40.9	8-82	1-1	23	3	1	2	0	0	2-2	0-1	1-2	33:23	
2	9/14	vs. BUF	[L]	20	7	12	1	4-14	287	65	4.4	95	22	4.3	192	3-22	214	40/26/0	4-44.3	8-97	0-0	17	2	1	1	0	0	2-2	-	1-2	28:50	
3	9/21	at IND	[L]	15	7	7	1	5-15	266	55	4.8	152	25	6.1	114	2-8	122	28/16/0	4-38.8	7-38	2-1	13	1	0	1	0	0	1-1	-	2-4	23:48	
4	9/28	at HOU	[L]	15	4	9	2	2-11	342	59	5.8	79	22	3.6	263	0-0	263	37/18/3	4-43.5	9-48	3-2	20	2	1	1	0	0	2-2	-	2-2	24:46	
5	10/5	vs. SD	[W]	21	7	14	0	6-14	436	68	6.4	123	37	3.3	313	3-23	336	28/19/0	4-42.0	8-89	2-1	27	3	1	2	0	0	3-3	-	2-2	33:13	
6	10/12	vs. MIA	[L]	22	7	11	4	8-17	332	76	4.4	88	30	2.9	244	4-12	256	42/24/3	1-42.0	7-50	5-2	10	1	1	0	0	0	1-1	-	1-2	32:54	
8	10/26	vs. TEN	[L]	15	3	12	0	5-10	293	52	5.6	54	11	4.9	239	2-5	244	39/24/2	3-47.0	5-45	1-1	17	2	0	2	0	0	2-2	-	1-1	20:46	
9	11/2	at BAL	[L]	20	6	13	1	3-14	320	71	4.5	134	33	4.1	186	4-22	208	34/22/1	7-44.1	7-52	4-2	17	2	0	1	1	0	2-2	-	1-1	34:53	
10	11/9	vs. IND	[W]	20	10	8	2	9-14	353	62	5.7	174	38	4.6	174	0-0	174	24/12/1	4-36.0	7-47	1-1	28	4	3	1	0	0	4-4	-	0-0	31:39	
11	11/16	at TEN	[L]	16	8	8	0	2-13	271	62	4.4	126	30	4.2	145	1-6	151	31/15/1	6-41.3	3-15	1-0	3	0	0	0	0	0	0-0	-	1-2	30:28	
12	11/23	at NYJ	[L]	20	9	9	2	4-14	330	71	4.6	158	37	4.3	172	1-0	172	33/17/1	4-38.3	3-37	1-1	10	1	1	0	0	0	1-1	-	1-2	32:30	
13	11/30	vs. TB	[W]	21	8	11	2	4-12	359	69	5.2	135	35	3.9	224	0-0	224	34/20/0	3-43.3	5-48	2-1	17	2	0	2	0	0	2-2	-	1-3	31:30	
14	12/7	vs. HOU	[W]	23	11	8	4	7-17	390	70	5.6	208	40	5.2	182	1-12	194	29/18/0	6-41.0	7-70	1-0	27	3	2	1	0	0	3-3	-	2-3	35:46	
15	12/14	at NE	[L]	17	5	12	0	6-14	354	61	5.8	72	20	3.6	282	1-6	288	40/21/2	5-43.2	8-60	2-0	13	1	0	1	0	0	1-1	-	2-3	32:41	
16	12/21	vs. NO	[W]	22	11	8	3	6-13	374	63	5.9	243	45	5.4	131	1-0	131	17/9/2	2-34.5	7-69	0-0	20	2	1	1	0	0	2-2	-	2-3	32:03	
17	12/28	at ATL	[L]	21	11	10	0	5-13	320	61	5.2	157	28	5.6	163	1-4	167	32/19/0	4-38.5	9-48	1-1	14	2	1	1	0	0	2-2	-	0-1	28:38	
Totals				5-11	305	118	163	24	80-216	5,358	1,024	5.2	2,073	481	4.3	3,285	28-136	3,421	515/303/17	69-41.3	108-895	27-14	276	31	13	17	1	0	30-30	0-1	20-33	30-09

JACKSONVILLE JAGUARS 2003 DEFENSE GAME-BY-GAME

Wk.	Date	Opp	FIRST DOWNS			3 RD	TOT. OFFENSE			RUSHING			PASSING			PUNTS			PEN. Yards	FUM. Lost	Tot. Pts.	TD	Rn	Ps	Rt	Sfty	PAT	2PT	FGs	T.O.P.		
			Tot	Run	Pass		Pen	Yards	Plays	Avg.	Yards	Att.	Cmp./Int.	Av.	Gross	Att./Cmp./Int.	Av.	Yards														
1	9/7	at CAR	[L]	17	7	9	1	4-14	242	61	4.0	122	26	4.7	120	5-21	141	30/16/2	7-40.7	9-83	4-0	24	3	0	3	0	1	1-1	0-2	1-1	26:37	
2	9/14	vs. BUF	[L]	20	6	12	2	8-14	371	59	6.3	43	32	1.3	328	0-0	328	27/20/0	2-48.5	6-55	2-0	38	5	3	2	0	0	5-5	-	1-1	31:10	
3	9/21	at IND	[L]	17	6	11	0	7-14	289	63	4.6	73	30	2.4	216	0-0	216	33/21/1	3-42.0	4-20	0-0	23	2	0	2	0	0	2-2	-	3-3	36:12	
4	9/28	at HOU	[L]	21	7	12	2	7-16	339	75	4.5	110	37	3.0	229	1-5	234	37/23/2	4-34.8	4-43	4-2	24	3	2	1	0	0	3-3	-	1-2	35:14	
5	10/5	vs. SD	[W]	21	4	14	3	5-11	346	58	6.0	69	13	5.3	277	4-19	296	41/24/0	6-40.3	10-61	3-2	21	3	0	3	0	0	3-3	-	0-0	26:47	
6	10/12	vs. MIA	[L]	16	6	9	1	4-10	234	52	4.5	91	24	3.8	143	1-4	147	27/14/1	5-44.2	11-149	2-1	24	3	1	0	2	0	3-3	-	1-1	27:06	
8	10/26	vs. TEN	[L]	23	11	11	1	8-14	320	65	4.9	133	38	3.5	187	0-0	187	27/21/1	3-49.7	8-49	0-0	30	3	2	1	0	0	3-3	-	3-3	39:14	
9	11/2	at BAL	[L]	9	4	5	0	6-15	259	53	4.9	103	30	3.4	156	0-0	156	23/10/1	5-46.8	7-40	1-1	24	2	1	1	0	0	1-1	1-1	3-3	25:07	
10	11/9	vs. IND	[W]	20	2	16	2	6-15	394	66	6.0	47	21	2.2	347	0-0	347	45/28/2	4-34.8	7-38	1-0	23	2	0	2	0	0	2-2	-	3-3	28:21	
11	11/16	at TEN	[L]	13	5	8	0	7-15	246	60	4.1	96	32	3.0	150	2-16	166	26/13/1	4-43.5	2-12	2-2	10	1	0	1	0	0	1-1	-	1-2	29:32	
12	11/23	at NYJ	[L]	17	1	15	1	4-13	282	62	4.5	61	21	2.9	221	2-15	236	39/25/1	6-39.0	6-45	0-0	13	1	0	1	0	0	1-1	-	2-2	27:30	
13	11/30	vs. TB	[W]	16	6	9	1	2-12	221	59	3.7	77	19	4.1	144	2-12	156	38/21/1	5-36.6	7-80	0-0	10	1	1	0	0	0	1-1	-	1-2	28:30	
14	12/7	vs. HOU	[W]	7	2	4	1	1-12	124	49	2.5	70	23	3.0	54	3-17	71	23/11/1	10-41.9	10-86	3-2	0	0	0	0	0	0	0-0	-	0-0	24:14	
15	12/14	at NE	[L]	18	6	12	0	8-16	296	68	4.4	84	32	2.6	212	2-16	228	34/22/0	4-40.3	4-55	1-1	27	3	2	1	0	0	3-3	-	2-2	27:19	
16	12/21	vs. NO	[W]	20	0	16	4	6-13	350	64	5.5	61	25	2.4	289	1-7	296	38/22/0	3-36.0	4-30	2-1	19	2	0	2	0	0	1-2	-	2-2	27:57	
17	12/28	at ATL	[L]	21	11	9	1	9-14	344	62	5.5	166	39	4.3	178	1-2	180	22/12/1	4-41.5	4-35	1-0	21	3	1	2	0	0	3-3	-	0-0	31:22	
Totals				5-11	276	84	172	20	92-218	4,657	976	4.8	1,406	442	3.2	3,251	24-134	3,385	510/303/15	75-41.0	103-881	26-12	331	37	13	22	2	1	33-34	1-3	24-27	29:51

JACKSONVILLE JAGUARS 2002 OFFENSE GAME-BY-GAME

Wk.	Date	Opp	FIRST DOWNS			TOT. OFFENSE			RUSHING			PASSING			PUNTS			PEN.			FUM. Tot.			T.O.P.									
			Tot	Run	Pass	Pen	Yards	Plays	Avg.	Yards	Att.	Avg.	Net	Sacks	Gross	Att./	Cmp./	Int.	Avg.	Yards	Loss	Pts.	TD		Rn	Ps	Rt	Sfty	PAT	2PT	FGs		
1	9/ 8	vs. IND	[L]	19	8	11	0	8-16	343	69	5.0	118	32	3.7	225	1-3	228	36/	22/	1	3-52.0	5-40	3-1	25	3	1	2	0	0	2/2	1/1	1/2	32:33
2	9/15	at KC	[W]	19	5	14	0	7-15	450	65	6.9	130	29	4.5	320	0-0	320	36/	25/	0	4-40.5	5-45	1-1	23	3	1	2	0	0	2/2	0/1	1/2	31:44
4	9/29	vs. NYJ	[W]	20	12	8	0	4-10	383	57	6.7	223	40	5.6	160	2-13	173	15/	10/	0	5-53.2	3-15	0-0	28	4	4	0	0	0	4/4	-	0/1	33:26
5	10/6	vs. PHI	[W]	16	4	10	2	2-11	267	51	5.2	70	27	2.6	197	1-0	197	23/	13/	0	5-44.6	4-21	0-0	28	3	1	1	1	0	2/2	1/1	2/2	25:02
6	10/13	at TEN	[L]	13	7	4	2	4-9	198	42	4.7	130	26	5.0	68	3-16	84	13/	7/	2	4-49.5	4-22	0-0	14	2	2	0	0	0	2/2	-	0/0	22:17
7	10/20	at BAL	[L]	22	8	14	0	6-16	397	78	5.1	173	30	5.8	224	2-7	231	46/	24/	3	4-38.3	5-30	1-0	10	1	1	0	0	0	1/1	-	1/2	32:01
8	10/27	vs. HOU	[L]	18	7	9	2	6-17	290	71	4.1	126	32	3.9	164	5-38	202	34/	16/	0	8-44.1	5-50	0-0	19	2	1	1	0	0	2/2	-	1/3	33:39
9	11/ 3	at NYG	[L]	16	6	9	1	5-14	329	60	5.5	126	20	6.3	203	2-27	230	38/	23/	0	3-36.0	8-63	1-1	17	2	0	2	0	0	2/2	-	1/1	26:56
10	11/10	vs. WAS	[W]	18	7	10	1	6-15	309	64	4.8	142	32	4.4	167	3-27	194	29/	19/	0	5-48.2	8-55	1-0	26	2	2	0	0	0	2/2	-	4/4	33:43
11	11/17	at HOU	[W]	16	5	11	0	4-12	321	58	5.5	122	28	4.4	199	5-25	224	25/	15/	1	6-43.0	7-62	1-0	24	3	1	2	0	0	3/3	-	1/2	28:52
12	11/24	at DAL	[L]	19	5	14	0	5-14	326	68	4.8	132	26	5.1	194	2-8	202	40/	22/	1	6-44.5	11-79	2-2	19	2	1	1	0	1	2/2	-	1/2	27:52
13	12/ 1	vs. PIT	[L]	13	4	7	2	3-11	226	47	4.8	102	21	4.9	124	3-22	146	23/	12/	0	6-41.7	0-0	0-0	23	3	1	2	0	0	2/2	0/1	1/1	21:19
14	12/ 8	vs. CLE	[L]	13	7	4	2	2-11	211	48	4.4	157	31	5.1	54	3-19	73	14/	10/	0	7-46.6	5-51	1-0	20	2	1	1	0	0	2/2	-	2/2	25:04
15	12/15	at CIN	[W]	20	6	13	1	3-12	321	61	5.3	109	30	3.6	212	3-11	223	28/	19/	0	5-42.0	5-54	0-0	29	4	1	3	0	0	3/3	1/1	0/0	30:01
16	12/22	vs. TEN	[L]	13	4	9	0	0-11	214	58	3.7	75	18	4.2	139	4-18	157	36/	18/	1	7-41.4	8-51	0-0	10	1	0	1	0	0	1/1	-	1/1	24:21
17	12/29	at IND	[L]	20	10	9	1	6-13	266	62	4.3	154	33	4.7	112	3-23	135	26/	13/	0	3-40.7	6-47	1-1	13	1	1	0	0	0	1/1	-	2/2	29:29
Totals			6-10	275	105	156	14	71-207	4,851	959	5.1	2,089	455	4.6	2,762	42-257	3,019	462/	268/	9	81-44.2	89-685	6-Dec	328	38	19	18	1	2	33/33	3/5	19/27	28:39

JACKSONVILLE JAGUARS 2002 DEFENSE GAME-BY-GAME

Wk.	Date	Opp	FIRST DOWNS			TOT. OFFENSE			RUSHING			PASSING			PUNTS			PEN.			FUM. Tot.			T.O.P.									
			Tot	Run	Pass	Pen	Yards	Plays	Avg.	Yards	Att.	Avg.	Net	Sacks	Gross	Att./	Cmp./	Int.	Avg.	Yards	Loss	Pts.	TD		Rn	Ps	Rt	Sfty	PAT	2PT	FGs		
1	9/ 8	vs. IND	[L]	18	5	13	0	9-14	307	60	5.1	104	28	3.7	203	1-8	211	31/	19/	0	3-47.3	2-14	2-2	28	4	0	3	1	0	4/4	-	0/1	27:27
2	9/15	at KC	[W]	18	7	11	0	6-13	336	61	5.5	140	28	5.0	196	1-3	199	32/	16/	2	4-43.5	5-48	0-0	16	1	0	1	0	0	1/1	-	3/3	28:16
4	9/29	vs. NYJ	[W]	18	2	15	1	5-13	345	63	5.5	78	22	3.5	267	2-14	281	39/	21/	2	3-48.3	4-25	4-2	3	0	0	0	0	0	0/0	-	1/1	26:34
5	10/6	vs. PHI	[W]	28	12	15	1	7-17	406	83	4.9	199	30	6.6	207	5-23	230	48/	28/	0	5-39.4	10-75	0-0	25	3	1	2	0	0	2/2	1/1	1/1	34:58
6	10/13	at TEN	[L]	25	10	14	1	10-17	370	77	4.8	152	40	3.8	218	1-8	226	36/	26/	0	1-30.0	5-55	2-1	23	2	1	1	0	0	2/2	-	3/4	37:43
7	10/20	at BAL	[L]	16	6	9	1	6-14	261	62	4.2	118	32	3.7	143	2-9	152	28/	14/	0	6-35.7	4-30	2-2	17	2	0	2	0	0	2/2	-	1/2	27:59
8	10/27	vs. HOU	[L]	12	3	7	2	3-13	242	53	4.6	81	31	2.6	161	4-23	184	18/	11/	0	7-37.6	9-60	2-1	21	2	1	1	0	0	1/1	1/1	2/3	26:21
9	11/ 3	at NYG	[L]	26	10	13	3	5-12	394	66	6.0	177	35	5.1	217	3-11	228	28/	20/	0	3-38.0	7-59	1-1	24	3	2	1	0	0	3/3	-	1/3	33:04
10	11/10	vs. WAS	[W]	23	3	16	4	3-12	307	69	4.4	68	16	4.3	239	2-17	256	51/	27/	3	5-31.4	6-49	1-0	7	1	0	1	0	0	1/1	-	0/1	26:17
11	11/17	at HOU	[W]	18	6	10	2	2-11	272	62	4.4	78	28	2.8	194	4-34	228	30/	22/	1	6-34.7	5-40	2-1	21	3	2	1	0	0	3/3	-	0/0	31:08
12	11/24	at DAL	[L]	21	7	12	2	2-9	405	58	7.0	118	31	3.8	287	3-14	301	24/	16/	2	5-38.8	10-75	2-1	21	3	1	2	0	0	3/3	-	0/1	32:08
13	12/ 1	vs. PIT	[L]	23	13	10	0	2-11	403	69	5.8	219	40	5.5	184	2-17	201	27/	17/	1	1-53.0	4-25	0-0	25	1	1	0	0	0	1/1	-	6/6	38:41
14	12/ 8	vs. CLE	[L]	21	8	11	2	7-15	417	71	5.9	173	33	5.2	244	3-20	264	35/	21/	2	5-39.8	10-68	0-0	21	3	1	2	0	0	3/3	-	0/2	34:56
15	12/15	at CIN	[W]	19	5	12	2	7-17	300	69	4.3	65	24	2.7	235	3-23	258	42/	22/	1	2-41.0	5-29	1-1	15	1	1	0	0	0	0/0	0/1	3/3	29:59
16	12/22	vs. TEN	[L]	20	8	11	1	4-11	298	62	4.8	175	40	4.4	123	0-0	123	22/	14/	0	6-39.7	4-30	0-0	28	4	2	1	1	0	4/4	-	0/1	35:39
17	12/29	at IND	[L]	18	7	9	2	5-13	272	57	4.8	126	29	4.3	146	0-0	146	28/	20/	0	3-36.0	6-35	1-1	20	2	1	1	0	0	2/2	-	2/2	30:31
Totals			6-10	324	112	188	24	83-212	5,335	1,042	5.1	2,071	487	4.3	3,264	36-224	3,488	519/	314/	14	65-38.7	96-717	20-13	315	35	14	19	2	0	32/32	2/3	23/34	31:21

JACKSONVILLE JAGUARS 2001 OFFENSE GAME-BY-GAME

Wk.	Date	Opp	FIRST DOWNS				3 RD	TOT. OFFENSE				RUSHING				PASSING				PUNTS				FUM.				Tot.																																		
			Tot	Run	Pass	Pen		DOWN	Yards	Plays	Avg.	Yards	Att.	Avg.	Net	Sacks	Gross	Att./	Cmp./	Int.	Avg.	Yards	Pen.	Lost	Pts.	TD	Rn		Ps	Rt	Sfty	PAT	2PT	Fgs	T.O.P.																											
1	9/ 9	vs PIT	[W]	16	6	9	1	4/12	299	56	5.3	101	29	3.5	198	1-0	198	26/	15/	0	6-45.7	4-31	2-20	21	3	0	3	0	0	3/3	-	0/1	28:50																													
2	9/23	vs TEN	[W]	16	4	10	2	2/12	329	60	5.5	119	30	4.0	210	3-25	235	27/	17/	0	5-48.0	3-20	4-2	13	1	1	0	0	1/1	-	2/3	30:13																														
3	9/30	vs CLE	[L]	14	5	8	1	4/12	259	58	4.5	98	19	5.2	161	2-9	170	37/	19/	2	6-47.8	8-63	2-0	14	2	0	1	1	0	2/2	-	0/1	24:20																													
4	10/ 7	at SEA	[L]	18	3	14	1	4/14	256	63	4.1	57	21	2.7	199	3-34	233	39/	21/	0	4-44.5	4-24	3-2	15	1	0	1	0	-	-	0/1	3/4	26:54																													
6	10/18	vs BUF	[L]	14	6	7	1	3/10	247	51	4.8	115	21	5.5	132	4-18	150	26/	16/	2	4-45.0	3-35	2-0	10	1	0	1	0	1/1	-	1/1	24:26																														
7	10/28	at BAL	[L]	19	4	12	3	3/10	365	55	6.6	81	15	5.4	284	3-22	306	37/	25/	0	3-43.3	10-70	1-1	17	2	0	2	0	2/2	-	1/1	26:16																														
8	11/ 4	at TEN	[L]	20	5	13	2	3/9	309	54	5.7	70	17	4.1	239	5-22	261	32/	21/	1	5-44.2	3-14	2-0	24	3	2	1	0	3/3	-	1/1	22:12																														
9	11/11	vs CIN	[W]	21	9	10	2	3/11	261	60	4.4	97	25	3.9	164	3-25	189	32/	20/	0	8-44.9	6-32	1-0	30	4	2	2	0	1	4/4	-	0/0	28:08																													
10	11/18	at PIT	[L]	14	1	10	3	3/11	234	52	4.5	48	16	3.0	186	5-39	225	31/	17/	0	7-46.6	7-35	4-3	7	1	0	0	1/1	-	0/1	25:09																															
11	11/25	vs BAL	[L]	19	4	14	1	4/12	305	61	5.0	75	19	3.9	230	4-29	259	38/	23/	0	7-40.4	9-58	1-0	21	3	2	1	0	3/3	-	0/1	26:26																														
12	12/ 3	vs GB	[L]	20	2	16	2	5/15	348	73	4.8	62	23	2.7	286	5-25	311	45/	26/	2	6-40.8	13-111	2-2	21	2	0	1	1	1/1	1/1	2/3	30:53																														
13	12/ 9	at CIN	[W]	17	2	14	1	8/16	255	65	3.9	62	25	2.5	193	8-49	242	32/	23/	1	7-39.6	7-40	1-0	14	2	0	2	0	2/2	-	0/1	31:06																														
14	12/16	at CLE	[W]	19	8	10	1	8/18	282	76	3.7	128	33	3.9	154	8-48	202	35/	20/	2	3-44.3	9-85	2-1	15	1	0	1	0	0/1	-	3/3	37:13																														
15	12/23	at MIN	[W]	23	12	11	0	9/14	423	62	6.8	214	37	5.8	209	1-8	217	24/	17/	0	1-53.0	3-34	0-0	33	3	2	1	0	3/3	-	4/4	34:08																														
16	12/30	vs KC	[L]	22	9	12	1	3/11	431	67	6.4	182	26	7.0	249	4-34	283	37/	22/	1	4-42.8	5-44	2-2	26	3	2	1	0	1	3/3	-	1/2	27:20																													
17	1/ 6	at CHI	[L]	17	5	11	1	4/11	237	56	4.2	91	16	5.7	146	4-43	189	36/	19/	3	5-35.0	3-14	0-0	13	2	0	2	0	1/2	-	0/1	24:47																														
Totals			6-10		289		85		181		23		70/198		4,840		969		5.0		1,600		372		4.3		3,240		63-430		3670		534/ 321/		14		82-43.6		97-710		29-13		294		34		11		20		3		2		30/32		1/2		18/28		28:01	

JACKSONVILLE JAGUARS 2001 DEFENSE GAME-BY-GAME

Wk.	Date	Opp	FIRST DOWNS				3 RD	TOT. OFFENSE				RUSHING				PASSING				FUM.				Tot.																																						
			Tot	Run	Pass	Pen		DOWN	Yards	Plays	Avg.	Yards	Att.	Avg.	Net	Sacks	Gross	Att./	Cmp./	Int.	Avg.	Yards	Pen.		Lost	Pts.	TD	Rn	Ps	Rt	Sfty	PAT	2PT	Fgs	T.O.P.																											
1	9/ 9	vs PIT	[W]	15	5	9	1	6/16	281	68	4.1	120	28	4.3	161	3-20	181	37/	21/	2	5-35.4	4-29	5-2	3	0	0	0	0	0/0	-	1/1	31:10																														
2	9/23	vs TEN	[W]	13	5	7	1	1/14	264	62	4.3	87	22	4.0	177	4-38	215	36/	21/	0	6-47.0	6-65	0-0	6	0	0	0	0	0/0	-	2/3	29:47																														
3	9/30	vs CLE	[L]	19	6	13	0	9/16	321	73	4.4	95	36	2.6	226	3-23	249	34/	24/	1	5-38.4	5-47	2-2	23	2	1	0	1	0	2/2	-	3/3	35:40																													
4	10/ 7	at SEA	[L]	21	9	11	1	4/12	395	61	6.5	185	36	5.1	210	2-9	219	23/	15/	1	6-39.2	7-60	1-1	24	3	2	1	0	3/3	-	1/2	33:06																														
6	10/18	vs BUF	[L]	19	5	12	2	6/14	317	67	4.7	98	35	2.8	219	2-19	238	30/	23/	0	4-37.0	5-31	0-0	13	1	0	1	0	1/1	-	2/4	35:34																														
7	10/28	at BAL	[L]	23	7	15	1	6/13	305	68	4.5	114	32	3.6	191	5-31	222	31/	23/	1	5-32.4	4-34	2-0	18	2	1	1	0	0/0	0/2	2/2	33:44																														
8	11/ 4	at TEN	[L]	27	10	16	1	9/15	362	71	5.1	146	33	4.4	216	4-25	241	34/	27/	0	4-57.5	8-48	0-0	28	4	2	2	0	4/4	-	0/2	37:48																														
9	11/11	vs CIN	[W]	18	2	16	0	9/19	352	75	4.7	73	23	3.2	279	4-24	303	48/	28/	1	7-46.7	10-107	3-0	13	1	1	0	0	1/1	-	2/2	31:52																														
10	11/18	at PIT	[L]	20	7	13	0	6/15	402	69	5.8	145	34	4.3	257	2-9	266	33/	21/	0	8-45.9	9-65	0-0	20	2	1	1	0	2/2	-	2/2	34:51																														
11	11/25	vs BAL	[L]	24	6	17	1	8/15	361	74	4.9	115	42	2.7	246	2-13	259	30/	21/	1	5-37.4	6-39	4-1	24	3	2	1	0	3/3	-	1/2	33:34																														
12	12/ 3	vs GB	[L]	20	3	13	4	3/13	389	64	6.1	37	21	1.8	352	1-10	362	42/	24/	0	7-46.9	9-81	2-1	28	4	1	3	0	4/4	-	0/2	29:07																														
13	12/ 9	at CIN	[W]	12	3	9	0	3/13	200	58	3.4	60	27	2.2	140	1-7	147	30/	16/	1	6-35.5	7-54	0-0	10	1	1	0	0	1/1	-	1/1	28:54																														
14	12/16	at CLE	[W]	11	3	8	0	3/11	220	48	4.6	47	15	3.1	173	3-11	184	30/	21/	1	3-27.3	5-72	2-1	10	1	0	0	1	1/1	-	1/1	22:47																														
15	12/23	at MIN	[W]	16	3	11	2	4/14	214	60	3.6	28	14	2.0	186	4-32	218	42/	24/	1	6-35.0	3-33	2-1	3	0	0	0	0	0/0	-	1/1	25:52																														
16	12/30	vs KC	[L]	23	5	15	3	4/11	365	68	5.4	92	31	3.0	273	2-21	294	35/	26/	2	3-40.3	5-55	4-2	30	3	1	2	0	3/3	-	3/3	32:40																														
17	1/ 6	at CHI	[L]	19	10	8	1	6/16	322	70	4.6	169	40	4.2	153	1-6	159	29/	19/	0	3-32.7	3-14	1-1	33	3	2	1	0	3/3	-	4/4	35:13																														
Totals			6-10		300		89		193		18		87/227		5,070		1,056		4.8		1,611		469		3.4		3,459		43-298		757		544/ 354/		12		83-40.5		96-834		28-12		286		30		15		13		2		0		28/28		0/2		26/35		31:59	

JACKSONVILLE JAGUARS 2000 OFFENSE GAME-BY-GAME

Wk.	Date	Opp	FIRST DOWNS			3 RD			TOT. OFFENSE			RUSHING			PASSING			PUNTS			PEN.			FUM. Tot. Tot.									
			Tot	Run	Pass	Pen	DOWN	Yards	Plays	Avg.	Yards	Att.	Avg.	Yards	Sacks	Gross	Att./	Cmp./	Int.	Avg.	Yards	Yards	Loss	Pts.	TD	Rn	Ps	Rt	Sfty	PAT	2PT	FGs	T.O.P.
1	9/3	at CLE	[W]	28	9	19	0	10/16	398	78	5.1	119	40	3.0	279	4-22	301	34/24/	0	3-39.0	1-5	1-0	27	3	2	1	0	0	3/3	-	2/2	37:10	
2	9/10	at BAL	[L]	22	3	15	4	5/14	421	75	5.6	46	21	2.2	375	4-11	386	50/28/	2	3-38.0	10-60	4-2	36	3	0	3	0	0	3/3	-	5/5	31:23	
3	9/17	vs CIN	[W]	15	4	9	2	4/16	241	65	3.7	84	29	2.9	157	4-19	176	32/20/	1	7-42.3	7-76	0-0	13	1	0	1	0	0	1/1	-	2/3	31:29	
4	9/25	at IND	[L]	18	5	12	1	5/14	286	65	4.4	97	24	4.0	189	5-40	229	36/21/	2	9-43.2	4-40	1-0	14	2	0	2	0	0	2/2	-	0/0	27:38	
5	10/1	vs PIT	[L]	17	1	16	0	5/15	206	68	3.0	26	16	1.6	180	7-45	225	45/23/	1	4-50.0	10-75	1-1	13	1	0	1	0	0	1/1	-	2/2	24:50	
6	10/8	vs BAL	[L]	22	5	16	1	8/15	348	73	4.8	95	27	3.5	253	3-7	260	43/29/	3	5-38.0	6-34	8-3	10	1	1	0	0	0	1/1	-	1/2	31:48	
7	10/16	at TEN	[L]	13	4	7	2	4/14	304	58	5.2	143	26	5.5	161	5-35	196	27/18/	0	5-44.6	5-40	2-2	13	1	1	0	0	0	1/1	-	2/2	26:53	
8	10/22	vs WAS	[L]	21	7	13	1	8/17	385	74	5.2	146	26	5.6	239	6-32	271	42/21/	2	5-48.0	5-42	3-2	16	1	0	1	0	0	1/1	-	3/3	32:18	
9	10/29	at DAL	[W]	18	8	9	1	7/15	392	62	6.3	161	38	4.2	231	0-0	231	24/20/	0	5-43.6	8-50	0-0	23	3	0	3	0	0	2/2	-	1/2	33:36	
11	11/12	vs SEA	[L]	24	8	15	1	6/12	437	64	6.8	122	26	4.7	315	5-25	340	33/24/	0	4-42.5	7-55	2-1	21	3	2	1	0	0	3/3	-	0/0	30:48	
12	11/19	at PIT	[W]	20	11	9	0	6/14	417	70	6.0	240	36	6.7	177	3-13	190	31/17/	1	5-42.8	8-55	1-1	34	4	3	1	0	0	4/4	-	2/2	34:20	
13	11/26	vs TEN	[W]	16	5	11	0	6/14	334	56	6.0	111	28	4.0	223	3-14	237	25/15/	2	3-53.7	4-25	0-0	16	1	0	1	0	0	1/1	-	3/3	29:19	
14	12/3	vs CLE	[W]	28	15	11	2	10/18	449	82	5.5	244	47	5.2	205	2-13	218	33/16/	0	5-39.2	9-59	0-0	48	6	5	1	0	0	6/6	-	2/2	37:11	
15	12/10	vs ARZ	[W]	25	14	10	1	5/12	469	66	7.1	214	45	4.8	255	0-0	255	21/15/	0	1-55.0	2-15	0-0	44	5	2	3	0	0	5/5	-	3/3	34:56	
16	12/17	at CIN	[L]	17	8	9	0	6/15	276	63	4.4	114	34	3.4	162	1-8	170	28/19/	0	8-28.9	6-47	3-1	14	2	1	1	0	0	2/2	-	0/1	37:15	
17	12/23	at NYG	[L]	14	2	12	0	5/14	327	61	5.4	70	18	3.9	257	2-5	262	41/23/	1	7-42.4	3-25	1-1	25	3	1	2	0	0	2/2	-	1/1	1/1	25:39
Totals			7-9	318	109	193	16	100/235	5,690	1,080	5.3	2,032	481	4.2	3,658	54-289	3,947	545/333/	15	79-41.9	95-703	27-14	367	40	18	22	0	0	38/38	1/1	29/33	31:32	

JACKSONVILLE JAGUARS 2000 DEFENSE GAME-BY-GAME

Wk.	Date	Opp	FIRST DOWNS			3 RD			TOT. OFFENSE			RUSHING			PASSING			PUNTS			PEN.			FUM. Tot. Tot.								
			Tot	Run	Pass	Pen	DOWN	Yards	Plays	Avg.	Yards	Att.	Avg.	Yards	Sacks	Gross	Att./	Cmp./	Int.	Avg.	Yards	Yards	Loss	Pts.	TD	Rn	Ps	Rt	Sfty	PAT	2PT	FGs
1	9/3	at CLE	[W]	9	2	7	0	3/10	249	44	5.7	96	16	6.0	153	1-7	160	27/19/	0	5-50.8	3-25	1-1	7	1	0	1	0	0	1/1	-	0/0	22:50
2	9/10	at BAL	[L]	17	4	11	2	3/13	331	61	5.4	89	18	4.9	242	3-20	262	40/23/	2	7-41.1	8-65	1-0	39	5	0	5	0	0	4/4	1/1	1/1	28:37
3	9/17	vs CIN	[W]	14	4	7	3	4/17	233	69	3.4	71	23	3.1	162	5-21	183	41/18/	2	7-42.0	6-44	3-2	0	0	0	0	0	0	0/0	-	0/2	28:31
4	9/25	at IND	[L]	21	4	16	1	5/12	533	64	8.3	93	28	3.3	440	0-0	440	36/23/	0	5-47.4	11-90	1-1	43	5	1	4	0	1	5/5	-	2/2	32:22
5	10/1	vs PIT	[L]	22	13	5	4	4/11	332	62	5.4	209	44	4.8	123	2-9	132	16/10/	1	3-34.0	7-55	2-2	24	3	3	0	0	0	3/3	-	1/1	35:10
6	10/8	vs BAL	[L]	10	1	9	0	3/17	194	66	2.9	56	25	2.2	138	2-16	154	39/17/	0	9-41.9	5-25	1-1	15	0	0	0	0	0	0/0	-	5/5	28:12
7	10/16	at TEN	[L]	18	8	10	0	6/12	409	59	6.9	175	38	4.6	234	0-0	234	21/13/	0	3-49.3	10-89	1-1	27	3	1	2	0	0	3/3	-	2/3	33:07
8	10/22	vs WAS	[L]	18	9	8	1	2/9	399	54	7.4	130	30	4.3	269	0-0	269	24/16/	1	6-45.0	6-59	1-1	35	5	2	3	0	0	5/5	-	0/0	27:42
9	10/29	at DAL	[W]	22	9	11	2	5/9	325	59	5.5	118	32	3.7	207	2-13	220	25/17/	1	3-40.7	7-54	3-2	17	2	1	1	0	0	2/2	-	1/1	30:08
11	11/12	vs SEA	[L]	22	6	12	4	8/15	326	66	4.9	96	32	3.0	230	1-1	231	33/22/	0	6-44.8	5-50	3-0	28	4	1	3	0	0	4/4	-	0/0	29:12
12	11/19	at PIT	[W]	15	7	7	1	5/12	302	56	5.4	147	24	6.1	155	5-33	188	27/13/	2	4-46.0	4-30	3-3	24	3	2	1	0	0	1/1	1/2	1/2	25:40
13	11/26	vs TEN	[W]	17	6	10	1	6/14	334	57	5.9	117	31	3.8	217	2-11	228	24/13/	0	5-38.2	4-40	1-0	13	1	1	0	0	0	1/1	-	2-3	30:41
14	12/3	vs CLE	[W]	2	1	0	1	0/12	53	42	1.3	62	18	3.4	-9	6-42	33	18/7/	0	12-43.1	9-85	2-1	0	0	0	0	0	0/0	-	0/0	22:49	
15	12/10	vs ARZ	[W]	11	2	9	0	6/13	189	49	3.9	40	19	2.1	149	4-32	181	26/15/	1	5-47.8	4-53	0-0	10	1	0	1	0	0	1/1	-	1/2	25:04
16	12/17	at CIN	[L]	15	6	7	2	5/10	263	53	5.0	106	27	3.9	157	4-14	171	22/10/	1	5-36.2	6-40	3-3	17	2	1	0	1	0	2/2	-	1/1	22:45
17	12/23	at NYG	[L]	19	3	15	1	9/17	373	73	5.1	80	31	2.6	293	3-28	321	39/22/	1	5-29.8	1-10	0-0	28	4	1	2	1	0	4/4	-	0/1	34:21
Totals			7-9	252	85	144	23	74/203	4,845	934	5.2	1,685	436	3.9	3,160	40-247	3,407	458/258/	12	90-42.5	96-814	26-18	327	39	14	23	2	1	36/36	2/3	17/24	28:28

JACKSONVILLE JAGUARS 1999 OFFENSE GAME-BY-GAME

Wk.	Date	Opp	FIRST DOWNS			3 RD	TOT. OFFENSE			RUSHING			PASSING			PUNTS			PEN. Yards	FUM.		Tot.												
			Tot	Run	Pass		Pen	Down	Yards	Plays	Avg.	Yards	Att.	Avg.	Sacks	Gross	Att./Cmp./Int.	Int. Avg.		Yards	Lost		Pts.	TD										
1	9/12	vs SF	[W]	18	7	11	0	2/13	344	67	5.1	97	34	2.9	247	2-18	265	31/	22/	0	5-43.4	6-57	0-0	41	4	1	1	2	0	3/3	1/1	4/4	35:02	
2	9/19	at CAR	[W]	27	12	14	1	7/16	414	80	5.2	214	46	4.7	200	2-14	214	32/	20/	0	3-47.7	5-35	1-1	22	2	2	0	0	0	1/1	0/1	3/4	38:09	
3	9/26	vs TEN	[L]	22	7	14	1	6/16	369	75	4.9	137	33	4.2	232	0-0	232	42/	22/	3	5-45.8	9-79	2-1	19	2	0	1	1	1	2/2	-	1/1	32:06	
4	10/ 3	at PIT	[W]	13	6	5	2	3/15	204	61	3.3	124	35	3.5	80	1-5	85	25/	10/	1	8-41.5	5-32	0-0	17	1	0	1	0	2	1/1	-	2/2	28:47	
5	10/11	at NYJ	[W]	16	11	5	0	7/17	322	71	4.5	125	34	3.7	197	2-18	215	35/	21/	0	7-45.9	7-67	2-1	16	1	1	0	0	0	1/1	-	3/3	32:33	
6	10/17	vs CLE	[W]	21	4	16	1	7/14	325	66	4.9	103	33	3.1	222	0-0	222	33/	24/	0	4-44.0	7-55	0-0	24	2	1	1	0	0	1/1	1/1	3/3	32:24	
8	10/31	at CIN	[W]	23	10	13	0	6/11	377	64	5.9	183	34	5.4	194	2-20	214	38/	17/	0	2-44.5	2-16	0-0	41	5	3	2	0	0	5/5	-	2/2	30:01	
9	11/ 7	at ATL	[W]	20	8	12	0	10/19	367	71	5.2	152	34	4.5	215	3-23	238	34/	19/	0	4-41.8	5-40	1-0	30	3	0	3	0	0	3/3	-	2/4	34:24	
10	11/14	vs BAL	[W]	9	1	6	2	6/19	132	61	2.2	47	26	1.8	85	6-33	118	29/	20/	0	9-42.6	4-30	1-0	6	0	0	0	0	0	0/0	-	2/3	32:51	
11	11/21	vs NO	[W]	30	9	17	4	3/7	494	62	8.0	139	27	5.1	355	3-17	372	32/	21/	1	2-26.0	4-50	0-0	41	5	2	2	1	0	5/5	-	2/2	27:52	
12	11/28	at BAL	[W]	24	3	20	1	9/18	388	75	5.2	60	25	2.4	328	3-10	338	47/	27/	2	6-43.2	8-41	1-1	30	4	1	2	1	0	2/2	2/2	0/0	32:35	
13	12/ 2	vs PIT	[W]	24	7	15	2	7/15	466	73	6.4	168	34	4.9	298	2-10	308	37/	25/	0	5-29.6	9-28	3-1	20	2	1	1	0	0	2/2	-	2/2	36:06	
14	12/13	vs DEN	[W]	18	9	6	3	4/13	265	60	4.4	161	32	5.0	104	3-11	115	25/	11/	0	7-41.1	3-20	4-0	27	3	3	0	0	0	3/3	-	2/2	27:35	
15	12/19	at CLE	[W]	20	7	13	0	6/14	442	67	6.6	181	33	5.5	261	1-6	267	33/	21/	1	3-43.0	4-57	1-1	24	3	2	1	0	0	3/3	-	1/3	31:44	
16	12/26	at TEN	[L]	16	5	8	3	1/9	237	55	4.3	65	18	3.6	172	4-24	196	33/	12/	3	6-38.5	4-29	1-0	14	2	1	0	1	0	2/2	-	0/0	21:30	
17	1/ 2	vs CIN	[W]	30	10	19	1	8/14	440	77	5.7	135	36	3.8	305	2-12	317	39/	28/	0	2-48.0	8-49	1-1	24	3	2	1	0	0	3/3	-	1/3	37:37	
Totals				14-2	331	116	194	21	92/230	5,586	1,085	5.1	2,091	514	4.1	3,495	36-221	3,716	535/	320/	11	78-41.8	90-755	18-7	396	42	20	16	6	3	37/37	4/5	31/38	31:57
Div.				1/15	vs MIA					520	68	7.6	257	46	5.6	263	2-14	277	20/	12/	1	5-39.0	7-51	1-1	62	8	3	4	1	0	8/8	-	2/3	35:23
AFC				1/23	vs TEN					360	64	5.6	144	23	6.3	216	3-10	226	38/	19/	2	3-45.3	9-100	5-4	14	2	1	1	0	0	2/2	-	0/0	28:24

JACKSONVILLE JAGUARS 1999 DEFENSE GAME-BY-GAME

Wk.	Date	Opp	FIRST DOWNS			3 RD	TOT. OFFENSE			RUSHING			PASSING			PUNTS			PEN. Yards	FUM.		Tot.												
			Tot	Run	Pass		Pen	Down	Yards	Plays	Avg.	Yards	Att.	Avg.	Sacks	Gross	Att./Cmp./Int.	Int. Avg.		Yards	Lost		Pts.	TD										
1	9/12	vs SF	[W]	11	3	6	2	1/14	203	59	3.4	94	20	4.7	109	4-32	141	35/	14/	3	8-46.5	2-10	3-2	3	0	0	0	0	0	0/0	-	1/1	24:58	
2	9/19	at CAR	[W]	16	5	11	0	2/9	283	48	5.9	87	18	4.8	196	4-20	216	26/	16/	1	5-45.0	5-37	0-0	20	3	0	3	0	0	2/2	0/1	0/0	21:51	
3	9/26	vs TEN	[L]	15	2	12	1	4/13	242	60	4.0	51	26	2.0	191	2-13	204	32/	17/	1	6-37.0	9-82	2-1	20	2	0	2	0	0	2/2	-	2/2	27:54	
4	10/ 3	at PIT	[W]	14	5	8	1	5/16	216	67	3.2	117	31	3.8	99	4-27	126	32/	15/	1	6-44.3	7-65	4-1	3	0	0	0	0	0	0/0	-	1/1	31:13	
5	10/11	at NYJ	[W]	13	6	7	0	3/16	230	66	3.5	89	24	3.7	141	4-23	164	38/	19/	2	7-45.1	2-15	1-0	6	0	0	0	0	0	0/0	-	2/2	27:27	
6	10/17	vs CLE	[W]	16	4	10	2	7/14	243	55	4.4	113	28	4.0	130	4-31	161	23/	18/	0	7-35.4	6-55	2-1	7	1	0	1	0	0	1/1	-	0/0	27:36	
8	10/31	at CIN	[W]	14	4	10	0	8/16	300	63	4.8	93	23	4.0	207	4-21	228	36/	20/	2	4-39.5	4-24	1-1	10	1	0	1	0	0	1/1	-	1/1	29:59	
9	11/ 7	at ATL	[W]	10	1	9	0	4/13	182	50	3.6	42	11	3.8	140	9-63	203	30/	17/	3	6-36.8	5-34	2-1	7	1	0	1	0	0	1/1	-	0/0	25:36	
10	11/14	vs BAL	[W]	13	4	8	1	2/14	242	61	4.0	88	24	3.7	154	4-22	176	33/	17/	0	9-37.9	6-29	3-1	3	0	0	0	0	0	0/0	-	1/1	27:09	
11	11/21	vs NO	[W]	21	8	12	1	6/12	339	58	5.8	106	29	3.7	233	2-18	251	27/	18/	1	4-43.0	8-42	2-0	23	3	3	0	0	0	2/2	0/1	1/2	32:08	
12	11/28	at BAL	[W]	14	3	11	0	3/12	280	59	4.7	81	22	3.7	199	3-15	214	34/	17/	1	5-37.8	6-39	4-2	23	2	0	2	0	0	2/2	-	3/3	27:25	
13	12/ 2	vs PIT	[W]	15	3	10	2	1/11	235	57	4.1	63	15	4.2	172	3-22	194	39/	19/	0	6-52.7	9-76	2-0	6	0	0	0	0	0	0/0	-	2/2	23:54	
14	12/13	vs DEN	[W]	18	4	13	1	7/14	358	61	5.9	90	27	3.3	268	1-7	275	33/	21/	2	6-41.5	9-83	4-0	24	3	1	2	0	0	3/3	-	1/1	32:25	
15	12/19	at CLE	[W]	19	5	12	2	7/16	269	67	4.0	72	20	3.6	197	6-44	241	33/	24/	0	8-42.5	5-40	1-1	14	2	1	1	0	0	2/2	-	0/0	28:16	
16	12/26	at TEN	[L]	26	9	15	2	11/18	476	76	6.3	148	37	4.0	328	0-0	328	39/	26/	0	4-40.0	4-33	0-0	41	5	0	5	0	0	5/5	-	2/2	38:30	
17	1/ 2	vs CIN	[W]	13	6	5	2	1/7	236	44	5.4	110	18	6.1	126	3-15	141	23/	13/	2	5-36.2	6-64	0-0	7	1	1	0	0	0	1/1	-	0/0	22:23	
Totals				14-2	248	72	159	17	72/215	4,334	951	4.6	1,444	373	3.9	2,890	57-373	3,263	521/	291/	19	96-41.4	93-728	31-11	217	24	6	18	0	0	22/22	0/2	17/18	28:03
Div.				1/15	vs MIA					131	64	2.0	21	18	1.2	110	5-31	141	41/	16/	2	9-39.6	9-88	6-5	7	1	0	1	0	0	1/1	-	0/0	24:37
AFC				1/23	vs TEN					289																								

JACKSONVILLE JAGUARS 1998 OFFENSE GAME-BY-GAME

Wk.	Date	Opp	FIRST DOWNS			3 RD	TOT. OFFENSE			RUSHING			PASSING			PUNTS			FUM.	Tot.	Tot.	2PT	FGs	T.O.P.									
			Tot	Run	Pass		Pen	Down	Yards	Plays	Avg.	Yards	Att.	Avg.	Sacks	Gross	Att./	Cmp./							Int.	Avg.	Yards	Pen.	Lost	Pts.	TD	Rn	Pt
1	9/6	at CHI	[W]	21	10	11	0	7/14	367	69	5.3	160	33	4.8	207	35/	22/	2	5-43.0	3-26	4-1	24	3	1	2	0	0	3/3	-	1/1	29:50		
2	9/13	vs KC	[W]	19	9	7	3	6/12	256	58	4.5	145	38	4.0	111	126	18/	11/	0	4-36.8	6-44	0-0	21	3	1	1	0	3/3	-	0/2	29:44		
3	9/20	vs BAL	[W]	21	4	16	1	4/14	519	69	7.5	154	32	4.8	365	376	34/	25/	0	8-38.0	8-60	1-1	24	3	1	2	0	0	3/3	-	1/2	33:51	
4	9/27	at TEN	[W]	19	6	10	3	8/15	297	67	4.4	148	37	4.0	149	155	28/	17/	2	3-51.3	10-72	1-1	27	3	1	2	0	0	3/3	-	2/2	32:54	
6	10/12	vs MIA	[W]	12	5	6	1	2/10	385	43	9	186	23	8.1	199	213	18/	12/	1	7-44.7	8-86	1-0	28	4	2	2	0	0	4/4	-	0/1	20:54	
7	10/18	at BUF	[L]	16	7	9	0	7/16	238	65	3.7	134	34	3.9	104	119	28/	16/	0	5-52.4	8-58	1-0	16	1	1	0	0	1/1	-	3/3	34:02		
8	10/25	at DEN	[L]	24	5	18	1	5/14	348	69	5	66	16	4.1	282	353	46/	28/	0	4-39.5	9-56	2-1	24	3	0	3	0	0	3/3	-	1/2	26:13	
9	11/1	at BAL	[W]	20	8	10	2	5/10	364	66	6.5	111	32	3.5	253	258	22/	15/	1	3-45.0	10-73	0-0	45	6	2	2	0	0	6/6	-	1/1	28:04	
10	11/8	vs CIN	[W]	14	9	5	0	4/13	272	55	4.9	137	32	4.2	135	146	21/	9/	0	5-46.2	9-58	1-1	24	3	1	1	0	0	3/3	-	1/1	24:10	
11	11/15	vs TB	[W]	18	8	10	0	7/16	374	68	5.5	144	28	5.1	230	248	37/	22/	0	6-50.3	8-58	1-0	29	3	3	0	0	2/2	0/1	3/3	31:11		
12	11/22	at PIT	[L]	17	6	10	1	9/16	301	69	4.4	97	26	3.7	204	212	42/	18/	3	6-49.8	5-30	1-1	15	2	1	1	0	0	1/1	1/1	0/0	25:16	
13	11/29	at CIN	[W]	16	1	14	1	7/17	322	65	5	79	29	2.7	243	244	35/	19/	0	6-45.5	7-51	0-0	37	4	0	4	0	0	4/4	-	2/2	29:25	
14	12/6	vs DET	[W]	24	12	8	4	8/13	426	68	6.3	205	43	4.8	221	228	24/	15/	0	2-40.5	7-45	0-0	34	4	2	2	0	0	4/4	-	3/3	35:39	
15	12/13	vs TEN	[L]	15	4	9	2	4/12	241	54	4.5	69	23	3.0	172	178	29/	18/	1	6-50.7	9-65	1-0	13	1	1	0	0	1/1	-	2/2	29:51		
16	12/20	at MIN	[L]	15	9	3	3	3/13	207	59	3.5	138	28	4.9	69	88	27/	12/	2	8-43.6	7-56	3-2	10	1	0	1	0	0	1/1	-	1/1	26:28	
17	12/28	vs PIT	[W]	16	8	7	1	8/15	297	55	5.4	129	33	3.9	168	192	19/	10/	0	7-42.4	7-60	1-0	21	3	2	1	0	0	3/3	-	0/0	26:13	
Totals			11-5	287	111	153	23	94/220	5,214	989	5.3	2,102	487	4.3	3,112	39,231	3,343	463/	269/	12	85-45.0	121-898	18-8	392	47	19	24	4	0	45/45	1/2	21/26	28:59
WC	1/3	vs NE	[W]	17	6	9	2	7/18	308	73	4.2	160	37	4.3	148	161	34/	14/	0	6-44.8	25	2-0	25	2	1	1	0	0	1/1	0/1	4/4	32:00	
DIV	1/10	at NYJ	[L]	14	5	8	1	4/12	251	53	4.7	95	22	4.3	156	156	31/	12/	3	3-37.0	24	1-1	24	3	0	3	0	0	3/3	-	1/1	20:44	

JACKSONVILLE JAGUARS 1998 DEFENSE GAME-BY-GAME

Wk.	Date	Opp	FIRST DOWNS			3 RD	TOT. OFFENSE			RUSHING			PASSING			PUNTS			FUM.	Tot.	Tot.	2PT	FGs	T.O.P.								
			Tot	Run	Pass		Pen	Down	Yards	Plays	Avg.	Yards	Att.	Avg.	Sacks	Gross	Att./	Cmp./							Int.	Avg.	Yards	Pen.	Lost	Pts.	TD	Rn
1.	9/6	at CHI	[W]	16	9	6	1	5/13	321	61	5.3	132	34	3.9	189	189	27/	16/	0	4-45.5	4-26	2-2	23	2	1	0	1	0	2/2	-	3/4	30:10
2	9/13	vs KC	[W]	23	7	14	2	3/11	364	64	5.7	111	25	4.4	253	263	37/	23/	0	4-43.3	5-54	3-2	16	1	1	0	0	0	1/1	-	3/3	30:16
3	9/20	vs BAL	[W]	11	3	8	0	2/15	313	61	5.1	81	25	3.2	232	248	34/	17/	1	10-49.1	7-54	0-0	10	1	0	1	0	0	1/1	-	1/1	26:09
4	9/27	at TEN	[W]	15	4	9	2	5/13	219	57	3.8	40	20	2.0	179	208	33/	17/	2	3-50.3	9-73	3-1	22	2	0	2	0	0	1/1	0/1	3/3	27:06
6	10/12	vs MIA	[W]	25	7	16	2	6/14	374	79	4.7	67	28	2.4	307	323	49/	30/	1	6-41.7	11-89	1-1	21	3	1	2	0	0	3/3	-	0/1	39:06
7	10/18	at BUF	[L]	22	7	12	3	8/15	337	63	5.3	110	23	4.8	227	228	39/	18/	0	5-39.2	6-53	1-1	17	2	1	1	0	0	2/2	-	1/1	25:58
8	10/25	at DEN	[L]	24	10	12	2	6/14	465	71	6.5	170	36	4.7	295	295	35/	21/	0	3-41.7	8-54	0-0	37	4	3	1	0	0	4/4	-	3/3	33:47
9	11/1	at BAL	[W]	22	6	14	2	5/10	357	59	6.1	126	23	5.5	231	243	34/	27/	1	4-32.5	9-70	5-4	19	3	0	3	0	0	1/1	0/2	0/0	31:56
10	11/8	vs CIN	[W]	19	5	12	2	4/16	318	71	4.5	118	27	4.4	200	235	40/	24/	1	6-41.2	4-40	4-1	11	1	0	1	0	0	0/0	1/1	1/1	35:50
11	11/15	vs TB	[W]	13	8	5	0	4/13	343	59	5.8	157	33	4.8	186	194	24/	10/	2	6-45.8	7-52	1-1	24	3	0	3	0	0	3/3	-	1/1	28:49
12	11/22	at PIT	[L]	18	5	13	0	9/18	329	70	4.7	121	34	3.6	208	208	36/	25/	0	7-36.9	3-25	0-0	30	3	0	1	2	0	3/3	-	3/3	34:44
13	11/29	at CIN	[W]	20	6	12	2	5/15	355	68	5.2	131	24	5.5	224	234	43/	24/	2	4-49.8	3-27	3-2	17	2	1	1	0	0	2/2	-	1/2	30:35
14	12/6	vs DET	[W]	16	3	12	1	6/15	332	60	5.5	120	22	5.5	212	250	33/	14/	0	3-39.3	9-76	0-0	22	0	2	0	0	0	1/1	0/1	3/4	24:21
15	12/13	vs TEN	[L]	20	7	13	0	6/15	354	68	5.2	131	27	4.9	223	232	39/	22/	1	4-48.3	9-73	1-1	16	1	0	1	0	0	1/1	-	3/3	30:09
16	12/20	at MIN	[L]	25	11	12	2	4/12	417	71	5.9	180	33	5.5	237	244	37/	20/	0	5-48.6	8-108	0-0	50	6	1	4	1	0	5/5	0/1	3/3	33:32
17	12/28	vs PIT	[W]	20	10	8	2	3/13	361	75	4.8	205	36	5.7	156	174	37/	17/	2	4-41.0	7-79	1-1	3	0	0	0	0	0	0/0	-	1/2	33:47
Totals			11-5	309	108	178	23	81/222	5,559	1,057	5.3	2,000	450	4.4	3,559	3,768	577/	325/	13	78-43.5	109-953	25-17	338	36	9	23	4	0	30/30	1/6	30/35	31:01
WC	1/3	vs NE	[W]	14	3	11	0	5/15	206	65	3.2	35	19	1.8	171	190	44/	21/	1	8-47.3	6-50	4-2	10	1	1	0	0	0	1/1	-	1/1	28:00
DIV	1/10	at NYJ	[L]	29	11	17	1	10/14	429	77	5.6	151	39	3.9	278	284	36/	24/	1	2-34.5	5-38	2-2	34	4	3	1	0	0	4/4	-	2/2	39:16

JACKSONVILLE JAGUARS 1997 OFFENSE GAME-BY-GAME

Wk.	Date	Opp	FIRST DOWNS			3 RD			TOT. OFFENSE			RUSHING			PASSING			PUNTS			FUM.			Tot.	T.O.P.							
			Tot	Run	Pass	Pen	DOWN	Yards	Plays	Avg.	Yards	Att.	Avg.	Net	Sacks	Gross	Att./Cmp./	Int.	Avg.	Yards	Lost	Pts.	TD			Rn	Ps	Rt	Sfty	PAT	2PT	FGs
1	8/31	at BAL	[W]	6	13	0	7/14	411	63	6.5	108	31	3.5	303	3-14	317	29/23/0	5-45.2	11-64	1-1	28	4	2	2	0	0	4/4	-	0/1	31:59		
2	9/7	vs NYG	[W]	22	7	12	3	6/17	375	75	5.0	123	39	3.2	252	252	35/23/0	6-51.5	9-71	1-1	40	4	4	0	0	0	4/4	-	4/4	39:39		
4	9/22	vs PIT	[W]	23	5	16	2	9/17	343	72	4.8	40	26	1.5	303	328	43/25/0	1-38.0	4-35	0-0	30	3	1	1	1	0	3/3	-	3/5	33:55		
5	9/28	at WAS	[L]	11	3	8	0	3/13	204	56	3.6	70	22	3.2	134	153	31/16/2	3-46.0	7-68	0-0	12	0	0	0	0	0/0	-	4/4	24:52			
6	10/5	vs CIN	[W]	21	8	10	3	6/12	308	63	4.9	160	33	4.8	148	164	27/14/0	0-50.6	5-40	1-0	21	3	0	3	0	0	3/3	-	0/1	30:37		
7	10/12	vs PHI	[W]	21	12	8	1	2/7	306	48	6.4	149	24	6.2	157	163	20/15/0	4-48.5	7-35	2-1	38	5	5	0	0	0	5/5	-	1/1	23:30		
8	10/19	at DAL	[L]	15	3	11	1	5/11	271	51	5.3	42	18	2.3	229	242	31/21/1	5-53.8	10-98	0-0	22	3	0	2	0	0	2/2	1/1	0/0	26:36		
9	10/26	at PIT ot	[L]	16	3	11	2	4/14	267	58	4.6	73	23	3.2	194	214	31/15/1	7-36.1	11-69	4-20	21	4	0	2	0	0	2/2	-	1/1	24:20		
10	11/2	at TEN	[W]	17	7	9	1	6/16	290	65	4.5	135	31	4.4	155	169	31/17/1	4-51.8	6-65	1-1	30	3	1	1	1	0	3/3	-	3/3	33:24		
11	11/9	vs KC	[W]	16	8	8	0	0/8	332	51	6.5	150	27	5.6	182	199	21/9/1	7-42.3	5-39	1-1	24	3	2	1	0	0	3/3	-	1/1	23:46		
12	11/16	vs TEN	[W]	21	6	14	1	8/15	352	68	5.2	103	36	2.9	249	267	30/22/0	5-45.2	4-58	2-2	17	2	1	1	0	0	2/2	-	1/1	32:53		
13	11/23	at CIN	[L]	20	7	12	1	3/10	415	58	7.2	135	24	5.6	280	286	33/20/1	1-56.0	5-41	2-2	26	2	1	1	0	0	2/2	-	4/4	24:06		
14	11/30	vs BAL	[W]	23	7	14	2	7/16	404	72	5.6	91	31	2.9	313	317	40/25/1	2-41.5	11-122	0-0	29	2	1	1	0	0	2/2	-	5/5	35:11		
15	12/7	vs NE	[L]	23	10	12	1	8/15	341	73	4.7	107	27	4	234	251	42/25/0	3-38.3	9-63	2-2	20	3	0	2	1	0	2/2	0/1	0/1	32:29		
16	12/14	at BUF	[W]	20	5	15	0	4/13	388	65	6.0	91	31	2.9	297	317	32/24/1	4-38.5	3-35	0-0	20	2	2	0	0	0	2/2	-	2/2	31:33		
17	12/21	at OAK	[W]	20	6	14	0	4/11	417	60	7.0	143	31	4.6	274	283	28/19/0	4-36.8	3-11	1-0	20	2	0	2	0	0	2/2	-	2/2	28:25		
Totals				11-5	308	103	187	18	82/209	5,424	998	5.4	1,720	454	3.8	3,704	40-218	3,922	504/313/9	66-44.9	110-914	17-11	394	43	20	20	3	0	41/41	1/2	31/36	29-40
WC 12/27	at DEN		[L]	14	3	9	2	3/10	237	49	4.8	50	14	3.6	187	3-16	203	32/18/1	4-29.5	9-54	1-1	17	2	1	0	1	0	2/2	-	1/1	19:01	

JACKSONVILLE JAGUARS 1997 DEFENSE GAME-BY-GAME

Wk.	Date	Opp	FIRST DOWNS			3 RD			TOT. OFFENSE			RUSHING			PASSING			PUNTS			FUM.			Tot.	T.O.P.						
			Tot	Run	Pass	Pen	DOWN	Yards	Plays	Avg.	Yards	Att.	Avg.	Net	Sacks	Gross	Att./Cmp./	Int.	Avg.	Yards	Lost	Pts.	TD			Rn	Ps	Rt	Sfty	PAT	2PT
1	8/31	at BAL	[W]	22	5	16	1	7/13	373	61	6.1	72	17	4.2	301	3-21	322	41/24/3	3-43.7	3-20	0-0	27	3	0	3	0	0	3/3	-	2/2	28:01
2	9/7	vs NYG	[W]	13	3	8	2	2/12	206	53	3.9	39	16	2.4	167	2-15	182	35/16/1	9-45.2	9-79	2-2	13	2	1	1	0	0	1/1	0/1	0/0	20:21
4	9/22	vs PIT	[W]	19	7	10	2	5/9	306	48	6.4	153	30	5.1	153	2-2	155	16/11/1	2-39.0	6-82	1-1	21	3	1	2	0	0	3/3	-	0/1#	26:05
5	9/28	at WAS	[L]	20	7	13	0	11/17	336	70	4.8	113	42	2.7	223	4-21	244	24/16/1	2-42.5	2-15	2-2	24	3	0	3	0	0	3/3	-	1/2	35:08
6	10/5	vs CIN	[W]	17	10	6	1	5/14	348	61	5.7	148	29	5.1	200	5-32	232	27/16/0	5-46.4	11-80	0-0	13	2	2	0	0	0	1/2#	-	0/0	29:23
7	10/12	vs PHI	[W]	23	4	18	1	8/16	393	73	5.4	90	27	3.3	303	4-22	325	42/27/1	#5-32.0	8-65	2-1	21	3	0	3	0	0	3/3	-	0/1	36:30
8	10/19	at DAL	[L]	24	6	15	3	7/14	337	67	5.0	99	33	3	238	2-24	262	32/21/0	3-44.0	4-40	1-0	26	3	1	2	0	0	2/2	0/1	2/3	33:24
9	10/26	at PIT ot	[L]	26	8	17	1	9/17	439	82	5.4	141	37	3.8	298	3-19	317	42/25/1	5-42.6	5-54	3-2	23	3	1	2	0	0	2/2	-	1/1	41:27
10	11/2	at TEN	[W]	15	6	8	1	4/11	302	51	5.9	107	27	4	195	2-16	211	22/13/1	3-50.0	9-59	3-1	24	3	2	0	1	0	3/3	-	1/3	26:36
11	11/9	vs KC	[W]	22	9	13	0	7/18	413	85	4.9	148	29	5.1	265	6-49	314	50/29/2	4-46.0	6-37	5-3	10	1	0	1	0	0	1/1	-	1/1	36:14
12	11/16	vs TEN	[W]	17	6	9	2	3/12	320	56	5.7	136	33	4.1	184	0-0	184	23/9/2	6-42.0	6-47	0-0	9	1	0	1	0	0	0/0	0/1	1/2	27:07
13	11/23	at CIN	[L]	24	10	13	1	7/15	327	73	4.5	124	36	3.4	203	1-8	211	36/26/0	6-34.8	5-79	1-0	31	4	2	2	0	0	4/4	-	1/1	35:54
14	11/30	vs BAL	[W]	17	6	9	2	5/12	221	55	4.0	58	22	2.6	163	4-25	188	29/18/0	0-43.0	6-71	1-0	27	4	1	2	1	0	3/3	0/1	0/0	24:49
15	12/7	vs NE	[L]	16	1	14	1	4/13	282	57	4.9	55	20	2.9	227	2-7	234	35/26/0	4-41.5	5-31	1-0	26	2	0	2	0	0	2/2	-	4/5	27:31
16	12/14	at BUF	[W]	24	12	10	2	9/17	335	76	4.4	143	33	4.3	192	2-18	210	41/19/1	4-37.8	0-0	3-2	14	1	0	1	0	0	0/0	1/1	2/2	28:27
17	12/21	at OAK	[W]	19	7	11	1	9/16	300	67	4.5	108	24	4.5	192	6-52	244	37/24/0	6-42.0	5-40	1-1	9	1	0	1	0	0	0/0	0/1	1/1	31:35
Totals				11-5	318	107	190	21	107/226	5,238	1,035	5.1	1,734	455	3.8	3,504	48-331	3,853/320/14	73-41.9	90-800	26-15	318	39	12	24	3	0	31/32	1/6	17/25	30:20
WC 12/27	at DEN		[L]	28	18	8	2	12/16	511	76	6.7	310	49	6.3	201	3-22	223	24/16/0	3-33.0	9-94	3-2	42	6	5	1	0	0	6/6	-	0/0	40:59

JACKSONVILLE JAGUARS 1996 OFFENSE GAME-BY-GAME

Wk.	Date	Opp	FIRST DOWNS			3 RD	TOT. OFFENSE			RUSHING			PASSING			PUNTS			FUM.			Tot.											
			Run	Pass	Pen		Yards	Plays	Avg.	Yards	Att.	Avg.	Sacks	Gross	Att./	Cmp./	Int.	Avg.	Yards	Lost	Pts.		TD	Rn	Ps	Rt	Sfty	PAT	2PT	FGs	T.O.P.		
1	9/ 1	vs PIT	[W]	22	7	12	3	10/16	313	71	4.4	119	36	3.3	194	4-18	212	31/	20/	2	5-41.4	4-35	1-0	24	3	1	2	0	0	3/3	-	1/1	35:06
2	9/ 8	vs HOU	[L]	26	7	18	1	1/6	370	61	6.1	72	21	3.4	298	2-4	302	38/	27/	2	1-48.0	6-55	2-1	27	3	1	2	0	0	3/3	-	2/3	31:15
3	9/15	at OAK	[L]	14	2	9	3	2/13	270	61	4.4	69	21	3.3	201	3-16	217	37/	18/	2	7-36.6	8-58	1-0	3	0	0	0	0	0/0	-	1/1	31:41	
4	9/22	at NE ot	[L]	12	1	11	0	5/14	442	52	8.5	29	11	2.6	413	2-19	432	39/	23/	1	5-40.6	17-148	2-1	25	3	0	3	0	2/2	1/1	1/2	24:58	
5	9/29	vs CAR	[W]	22	10	11	1	8/14	378	68	5.6	179	38	4.7	199	3-15	214	27/	15/	1	6-51.7	13-118	2-1	24	3	2	1	0	0	3/3	-	1/1	34:59
6	10/ 6	at NO	[L]	22	7	12	3	6/15	382	70	5.5	141	34	4.1	241	1-9	250	35/	28/	0	3-41.0	10-99	3-2	13	1	0	1	0	0	1/1	-	2/3	37:19
7	10/13	vs NYJ	[W]	10	2	7	1	5/14	289	51	5.7	72	23	3.1	217	5-31	248	23/	14/	0	7-39.3	15-123	2-0	21	2	0	2	0	0	1/1	1/1	2/2	26:57
8	10/20	at STL	[L]	36	10	24	2	11/14	538	87	6.2	118	33	3.5	420	2-1	421	52/	37/	5	0-0.0	3-15	2-1	14	2	2	0	0	0	2/2	-	0/0	41:34
9	10/27	at CIN	[L]	19	8	10	1	5/13	338	63	5.4	149	28	5.3	189	4-26	215	31/	18/	2	7-43.6	8-48	2-0	21	3	1	2	0	0	3/3	-	0/0	28:24
11	11/10	vs BAL	[W]	22	3	17	2	4/12	418	63	6.6	86	20	4.3	332	6-22	354	37/	24/	1	4-49.3	8-65	1-1	30	3	2	1	0	0	1/1	1/2	3/3	26:27
12	11/17	at PIT	[L]	20	2	14	4	3/13	239	71	3.4	78	18	4.3	161	6-54	215	47/	28/	2	8-43.4	12-84	5-2	3	0	0	0	0	0/0	-	1/1	33:21	
13	11/24	at BAL ot	[W]	23	5	16	2	9/16	374	75	5.0	82	27	3.0	292	2-14	306	46/	28/	2	4-50.8	13-80	1-0	28	3	1	2	0	0	2/2	1/1	2/3	35:25
14	12/ 1	vs CIN	[W]	19	3	16	0	3/11	422	58	7.3	66	23	2.9	356	1-0	356	34/	21/	0	3-51.7	5-44	1-0	30	2	0	1	1	0	1/1	1/1	5/5	27:22
15	12/ 8	at HOU	[W]	19	8	8	3	6/14	279	63	4.4	114	35	3.3	165	3-7	172	25/	15/	0	3-47.3	2-10	1-1	23	2	2	0	0	0	2/2	-	3/4	30:44
16	12/15	vs SEA	[W]	18	7	10	1	5/12	351	60	5.9	133	31	4.3	218	3-13	231	26/	19/	0	3-36.7	2-21	2-0	20	2	0	2	0	0	2/2	-	2/3	30:35
17	12/22	vs ATL	[W]	21	8	13	0	4/11	357	64	5.6	143	32	4.5	214	3-8	222	29/	18/	0	3-45.0	1-3	0-0	19	1	1	0	0	0	1/1	-	4/4	30:43
Totals	9-7	325	90	208	27	87/208	5,760	1,038	5.5	1,650	431	3.8	4,110	50-257	4,367	557/	353/	20	69-43.7	127-1006	29-10	325	33	13	19	1	0	27/27	5/6	30/36	31-18		
WC 12/28	at BUF	[W]	18	5	13	0	7/17	409	70	5.8	184	35	5.3	225	2-14	239	33/	18/	2	5-50.6	6-42	0-0	30	3	1	1	1	0	3/3	-	3/4	33:06	
DIV 1/ 4	at DEN	[W]	22	9	11	2	8/15	443	67	6.6	203	36	5.6	240	2-5	245	29/	18/	0	3-39.7	3-18	0-0	30	3	1	2	0	0	3/3	-	3/3	32:24	
AFC 1/12	at NE	[L]	18	6	12	0	5/14	289	72	4	101	33	3.1	188	1-2	190	38/	20/	2	5-36.4	4-23	3-2	6	0	0	0	0	0	0/0	-	2/2	34:43	

JACKSONVILLE JAGUARS 1996 DEFENSE GAME-BY-GAME

Wk.	Date	Opp	FIRST DOWNS			3 RD	TOT. OFFENSE			RUSHING			PASSING			PUNTS			FUM.			Tot.											
			Run	Pass	Pen		Yards	Plays	Avg.	Yards	Att.	Avg.	Sacks	Gross	Att./	Cmp./	Int.	Avg.	Yards	Lost	Pts.		TD	Rn	Ps	Rt	Sfty	PAT	2PT	FGs	T.O.P.		
1	9/ 1	vs PIT	[W]	13	8	5	0	3-12	187	52	3.6	101	25	4.0	86	4-21	107	23/	12/	1	6-39.5	7-40	2-1	9	0	0	0	0	0/0	-	3/3	24:54	
2	9/ 8	vs HOU	[L]	21	9	10	2	6-11	401	54	7.4	181	31	5.8	220	1-6	226	22/	14/	0	2-43.5	7-60	2-1	34	4	1	3	0	0	4/4	-	2/2	28:45
3	9/15	at OAK	[L]	18	5	12	1	5-13	331	58	5.7	134	30	4.5	197	1-3	200	27/	18/	2	5-42.4	10-90	3-1	17	2	0	1	1	0	2/2	-	1/1	28:19
4	9/22	at NE ot	[L]	26	9	14	3	7-17	353	79	4.5	123	31	4.0	230	4-25	255	44/	27/	1	2-38.0	6-30	1-1	28	2	1	1	0	0	1/2	-	5/6	37:38
5	9/29	vs CAR	[W]	21	1	14	6	5-13	272	63	4.3	57	21	2.7	215	5-46	261	37/	17/	0	7-43.1	7-41	4-2	14	2	0	2	0	0	1/2	1/1	0/1	25:01
6	10/ 6	at NO	[L]	11	3	6	2	3-11	197	47	4.2	36	19	1.9	161	0-0	161	28/	15/	1	6-36.7	10-68	0-0	17	2	1	1	0	0	2/2	-	1/1	22:41
7	10/13	vs NYJ	[W]	24	5	15	4	8-17	367	74	5.0	91	30	3.0	276	0-0	276	44/	23/	2	4-48.5	3-25	1-0	17	2	0	2	0	0	2/2	-	1/2	33:03
8	10/20	at STL	[L]	9	5	3	1	4-10	204	39	5.2	83	20	4.2	121	2-8	129	17/	9/	1	5-48.6	7-55	2-0	17	2	0	1	1	0	2/2	-	1/1	18:26
9	10/27	at CIN	[L]	16	5	11	0	9-17	267	67	4.0	60	31	1.9	207	5-42	249	31/	20/	0	6-47.7	5-33	0-0	28	4	2	2	0	0	4/4	-	0/0	31:36
11	11/10	vs BAL	[W]	24	9	14	1	4-10	387	67	5.8	152	36	4.2	235	4-18	253	27/	17/	0	5-35.8	6-78	3-3	27	3	0	3	0	0	3/3	-	2/2	33:33
12	11/17	at PIT	[L]	15	9	6	0	7-15	198	59	3.4	108	32	3.4	90	2-19	109	25/	7/	1	6-39.8	6-58	1-0	28	4	1	2	1	0	4/4	-	0/1	26:39
13	11/24	at BAL ot	[W]	29	7	19	3	8-15	460	81	5.7	104	30	3.5	356	1-10	366	50/	31/	0	3-42.3	7-109	2-2	25	2	1	0	1	0	1/1	0/1	4/5	33:41
14	12/ 1	vs CIN	[W]	27	10	16	1	6-13	485	70	6.9	172	31	5.5	313	0-0	313	39/	23/	2	3-34.3	5-25	0-0	27	3	0	3	0	0	3/3	-	2/3	32:38
15	12/ 8	at HOU	[W]	21	7	14	0	5-11	361	62	5.8	74	20	3.7	287	5-21	308	37/	24/	1	3-44.3	4-45	4-3	17	2	1	1	0	0	2/2	-	1/2	29:16
16	12/15	vs SEA	[W]	19	8	10	1	6-14	306	62	4.9	159	29	5.5	147	2-9	156	31/	16/	1	4-41.5	5-33	1-0	13	1	0	1	0	0	1/1	-	2/2	29:25
17	12/22	vs ATL	[W]	21	10	11	0	7-12	309	58	5.3	146	31	4.7	163	1-9	172	26/	17/	0	4-43.8	2-10	0-0	17	2	1	1	0	0	2/2	-	1/2	29:17
Totals	9-7	316	110	181	25	93/211	5,095	993	5.1	1,781	447	4.0	3,314	37-237	3,551	509/	291/	13	71-42.0	97-800	26-14	335	37	9	24	4	0	33/35					

JACKSONVILLE JAGUARS 1995 OFFENSE GAME-BY-GAME

Wk.	Date	Opp	FIRST DOWNS				TOT. OFFENSE				RUSHING				PASSING				PUNTS				PEN.				FUM.				Tot. Tot.
			Tot	Run	Pass	Pen	DOWN	Yards	Plays	Avg.	Yards	Att.	Avg.	Net	Sacks	Gross	Att./Cmp./Int.	Avg.	Yards	Lost	Pts.	TD	Rn	Ps	Rt	Sfty	PAT	2PT	FGs	T.O.P.	
1	9/3	vs HOU	[L]	10	6	4	0	2/12	146	52	2.8	4.6	45	4-24	69	26/10/1	8-43.1	6-30	2-1	3	0	0	0	0	0	0/0	-	1/2	24:16		
2	9/10	at CIN	[L]	14	5	8	1	7/17	259	66	3.9	4.1	140	7-39	179	30/12/1	6-41.5	7-59	1-1	17	2	1	1	0	2/2	-	1/1	29:58			
3	9/17	at NYJ	[L]	20	11	6	3	7/17	251	74	3.4	4.2	105	6-33	138	33/15/1	6-46.5	8-44	3-2	10	1	0	1	0	1/1	-	1/1	27:48			
4	9/24	vs GB	[L]	13	2	10	1	5/15	201	57	3.5	3.3	125	5-31	156	29/16/0	8-45.4	8-52	0-0	14	2	0	2	0	2/2	-	0/0	26/09			
5	10/1	at HOU	[W]	16	5	7	4	1/8	219	50	4.4	3.4	151	3-23	174	27/15/1	5-46.2	7-58	2-2	17	2	1	1	0	2/2	-	1/1	25/52			
6	10/8	vs PIT	[W]	17	6	10	1	3/14	267	63	4.2	3.3	171	4-18	189	30/17/0	8-48.5	5-86	1-0	20	2	1	1	0	2/2	-	2/2	32/06			
7	10/15	vs CHI	[L]	26	7	16	3	6/13	409	72	5.7	5.3	288	1-14	302	48/30/1	1-55.0	8-51	0-0	27	3	0	3	0	3/3	-	2/4	31:10			
8	10/22	at CLE	[W]	24	12	9	3	12/17	315	74	4.3	3.5	156	1-8	164	28/16/1	3-37.0	10-64	2-1	23	3	1	1	1	2/3	-	1/1	32:24			
9	10/29	at PIT	[L]	14	4	9	1	2/14	229	60	3.8	4.2	145	7-44	189	33/18/0	9-41.0	8-67	2-1	7	1	0	1	0	1/1	-	0/0	28:36			
11	11/12	vs SEA	[L]	19	10	6	3	2/7	266	51	5.2	5.8	105	3-16	121	20/13/1	3-46.3	9-75	2-1	30	3	2	1	0	3/3	-	3/3	25:57			
12	11/19	at TB	[L]	19	6	12	1	5/13	350	59	5.9	3.8	263	3-10	273	33/24/1	6-41.8	6-42	1-0	16	2	1	1	0	1/1	0/1	1/1	31:00			
13	11/26	vs CIN	[L]	18	4	13	1	4/12	295	58	5.1	3.9	217	4-28	245	34/18/1	4-46.0	8-104	4-1	13	1	0	1	0	1/1	-	2/4	30:26			
14	12/3	at DEN	[L]	13	2	11	0	3/12	260	52	5.0	3.3	191	3-7	198	28/15/1	5-43.2	10-67	1-1	23	3	0	1	2	2/2	0/1	1/1	28:43			
15	12/10	vs IND	[L]	27	7	16	4	7/13	424	66	6.4	5.0	298	2-14	312	39/26/1	2-42.5	6-55	1-1	31	4	1	3	0	4/4	-	1/2	31:18			
16	12/17	at DET	[L]	15	7	6	2	5/11	235	51	4.6	5.5	126	3-34	160	28/13/4	3-45.3	8-67	1-1	0	0	0	0	0	0/0	-	0/1	23:59			
17	12/24	vs CLE	[W]	18	6	11	1	3/10	373	57	6.5	3.9	268	1-7	275	29/17/0	5-38.0	7-49	0-0	24	2	1	1	0	1/1	1/1	3/3	28:08			
Totals	4-12	283	100	154	29	74	205	4,495	962	4.7	4.2	2,790	57-354	3,144	495/275/15	82-43.8	121-970	23-13	275	31	9	19	3	0	27/28	1/3	20/27	28:37			

JACKSONVILLE JAGUARS 1995 DEFENSE GAME-BY-GAME

Wk.	Date	Opp	FIRST DOWNS				TOT. OFFENSE				RUSHING				PASSING				PUNTS				PEN.				Tot. Tot.		
			Tot	Run	Pass	Pen	DOWN	Yards	Plays	Avg.	Yards	Att.	Avg.	Net	Sacks	Gross	Att./Cmp./Int.	Avg.	Yards	Lost	Pts.	TD	Rn	Ps	Rt	Sfty		PAT	2PT
1	9/3	vs HOU	[L]	14	8	6	0	6/16	240	64	3.8	3.9	80	0-0	80	23/13/0	9-44.4	10-69	3-1	10	1	0	1	0	0	1/1	-	1/1	35:44
2	9/10	at CIN	[L]	17	5	11	1	6/14	346	63	5.5	3.9	228	3-19	247	30/20/0	4-40.3	6-49	2-2	24	3	1	2	0	0	3/3	-	1/2	30:02
3	9/17	at NYJ	[L]	23	3	18	2	7/15	375	69	5.4	3.0	296	0-0	296	43/27/1	5-39.0	5-46	0-0	27	3	0	3	0	0	3/3	-	2/2	32:12
4	9/24	vs GB	[L]	16	5	10	1	9/16	322	61	5.3	4.4	193	2-9	202	30/20/1	4-49.0	9-70	2-0	24	3	1	2	0	0	3/3	-	1/2	33:51
5	10/1	at HOU	[W]	19	9	9	1	11/19	297	77	3.9	3.3	206	2-19	225	47/27/1	4-44.8	7-70	3-2	16	1	0	1	0	1/1	-	3/4	34:08	
6	10/8	vs PIT	[W]	16	4	9	3	3/13	350	58	6.0	3.0	282	0-0	282	35/19/0	5-42.0	5-35	3-1	16	1	0	1	0	1/1	-	3/3	27:54	
7	10/15	vs CHI	[L]	23	9	13	1	8/14	380	62	6.1	4.1	245	0-0	245	29/17/0	1-29.0	4-46	0-0	30	3	0	3	0	0/0	-	3/3	28:50	
8	10/22	at CLE	[W]	20	3	14	3	6/12	387	59	6.6	3.7	298	1-1	299	34/20/2	2-40.5	6-66	2-2	15	1	0	1	0	0/0	0/1	3/3	27:36	
9	10/29	at PIT	[L]	20	9	9	2	3/10	316	58	5.4	4.2	178	0-0	178	25/17/0	6-37.2	6-59	2-1	24	3	1	2	0	0	3/3	-	1/1	31:24
11	11/12	vs SEA	[L]	26	12	12	2	8/14	481	73	6.6	6.2	235	2-9	244	31/18/1	3-48.0	10-129	1-0	47	6	4	2	0	1	6/6	-	1/1	34:05
12	11/19	at TB	[L]	17	11	5	1	2/9	246	54	4.6	4.4	101	1-2	103	20/9/0	6-45.5	2-20	0-0	17	2	2	0	0	2/2	-	1/1	29:00	
13	11/26	vs CIN	[L]	21	7	12	2	6/13	323	66	4.9	4.2	210	0-0	210	39/19/3	4-42.8	14-98	0-0	17	2	1	1	0	2/2	-	1/1	29:34	
14	12/3	at DEN	[L]	20	7	13	0	8/13	397	67	5.9	3.4	286	0-0	286	34/22/1	3-29.0	6-72	2-0	31	4	0	4	0	4/4	-	1/1	31:17	
15	12/10	vs IND	[L]	15	9	6	0	8/13	219	52	4.2	2.6	128	1-1	129	16/9/0	2-43.0	6-70	0-0	41	5	2	2	1	0	5/5	-	2/2	28:42
16	12/17	at DET	[L]	28	11	13	4	7/14	386	71	5.4	3.8	230	2-3	233	28/19/0	1-28.0	3-51	1-1	44	5	3	2	0	5/5	-	3/3	36:01	
17	12/24	vs CLE	[W]	26	9	17	0	9/17	450	76	5.9	4.8	316	3-9	325	45/28/3	2-50.5	7-70	1-1	21	3	2	1	0	0	3/3	-	0/1	31:52
Totals	4-12	320	121	177	22	107	222	5,515	1,030	5.4	4.0	3,512	17-72	3,584	509/304/13	61-42.0	102-958	22-11	404	46	17	28	1	0	45/45	0/1	27/31	31:23	



GAME SUMMARIES



GAME ONE VS. KANSAS CITY

September 8, 2013 at EverBank Field

	<u>1</u>	<u>2</u>	<u>3</u>	<u>4</u>		
JACKSONVILLE JAGUARS (0-1)	2	0	0	0	-	2
KANSAS CITY CHIEFS (1-0)	14	7	0	7	-	28

The Jaguars opened the season by scoring first in their initial game under Gus Bradley, but Kansas City quickly built momentum to claim a 28-2 opening day win. In a game that featured 21 punts, the Jaguars special teams accounted for the first points when J.T. Thomas blocked Dustin Colquitt's first punt through the back of the end zone. The Chiefs scored touchdowns on three of their next five possessions, with the first two set up by a 36-yard punt return to the Jacksonville 24-yard line and a 32-yard interception return to the Jaguars' 21. The Chiefs' longest drive of the day covered 57 yards in eight plays and ended with Jamaal Charles' two-yard scoring run for a 21-2 halftime lead. The Jacksonville offense was forced to punt six times in the first half, at which point the Chiefs held a total yardage advantage of 170 to 49, 11 first downs to three, and a rushing advantage of 92 yards to 29. In all, the Jaguars punted a team-record 11 times in 15 possessions and Kansas City punted 10 times in 14 series. The lone second-half points came on a Tamba Hali interception which he returned 10 yards for a touchdown early in the fourth quarter. Until their final two possessions the Jaguars failed to move the ball beyond their own 36-yard line. Maurice Jones-Drew, playing in the 100th game of his career, was held to 45 yards on 15 carries with his longest run of the day being 10 yards. The Chiefs sacked Blaine Gabbert six times and allowed him to complete just 16 of 35 passes before he injured his throwing hand on the final series.

TEAM	Q	TIME	SCORING PLAY	DRIVE
JAX	1	12:26	Punt blocked by J. Thomas out of bounds in end zone for a Safety	
KC	1	9:04	D. Avery 5 yd. pass from A. Smith (Succop kick)	3-24, 1:20
KC	1	1:35	J. Hemingway 3 yd. pass from A. Smith (Succop Kick)	2-21, 0:33
KC	2	6:26	J. Charles 2 yd. run (made PAT)	8-57, 4:42
KC	4	12:51	T. Hali 10 yd. interception return (Succop kick)	

TEAM STATISTICS

	JAGUARS	CHIEFS
First Downs (Run-Pass-Pen)	12-3-9	17-7-10
Total Yards-Plays-Avg.	178-70-2.5	292-62-4.7
Rushing Yards-Attempts-Avg.	71-23-3.1	121-27-4.5
Net Yards Passing (Sacked-Yds)	107 (6-50)	171 (1-2)
Att-Comp-Int	41-19-2	34-21-0
Third Down Conversions (Pct.)	5-19 (26%)	5-15 (33%)
Fourth Down Conversions (Pct.)	0-1 (0%)	0-0 (0%)
Punts-Avg.	11-50.5	10-36.3
Fumbles-Lost	0-0	1-0
Penalties-Yards	5-30	3-20
Time of Possession	28:30	31:30

INDIVIDUAL STATISTICS

JAGUARS RUSHING: Jones-Drew 15-45, Gabbert 4-16, Forsett 1-7, Todman 1-2, Robinson 2-1

CHIEFS RUSHING: Charles 16-77 (1 TD), Smith 4-25, Davis 4-12, Gray 2-8, Daniel 1- (-1)

JAGUARS PASSING: Gabbert 16-35-121 2 INT, Henne 3-6-36

CHIEFS PASSING: Smith 21-34-173 2 TD

JAGUARS RECEIVING: Shorts 3-40, Reisner 3-31, Forsett 4-22, Todman 3-20, Sanders 3-14, Brown 1-14, Ta'ufu'ou 1-11, Harbor 1-5

CHIEFS RECEIVING: Sherman 4-44, McCluster 3-43, Bowe 4-30, Charles 3-23, Avery 2-11 (1 TD), Fasano 2-8, Gray 1-6, Davis 1-5, Hemingway 1-3 (1 TD)

SACKS: Jaguars 1 (Babin 1.0); Chiefs 6 (Houston 3.0, Poe 1.5, Jackson 1, Berry 0.5)

INTERCEPTIONS: Jaguars 0 ; Chiefs 2 (Flowers, Hali)

Attendance: 59,416 **Time:** 3:06 85 degrees

GAME TWO AT OAKLAND

September 15, 2013 at O.co Coliseum

	<u>1</u>	<u>2</u>	<u>3</u>	<u>4</u>		
JACKSONVILLE JAGUARS (0-2)	0	3	0	6	-	9
OAKLAND RAIDERS (1-1)	7	3	3	6	-	19

Chad Henne started for the injured Blaine Gabbert and completed 25 of 38 passes, but the Raiders rushed for 226 yards in pounding out a 19-9 victory. Darren McFadden led the way for Oakland with 129 rushing yards and a 6.9-yard rushing average in addition to a team-leading four receptions for 28 yards, and Terrelle Pryor added 50 rushing yards and 129 passing. After a Jacksonville three-and-out, the first of six on the day, the Raiders scored on their first possession on a Marcel Reece 11-yard run. After both teams exchanged punts twice, the Jaguars put together their best drive of the day, marching 78 yards in 15 plays to set up Josh Scobee's 27-yard field goal in the second quarter. Sebastian Janikowski then missed his first field goal try from 35 yards but made the first of his four field goals on the final play of the first half for a 10-3 halftime lead. The Raiders opened the third quarter with a 12-play, 69-yard drive capped by a 30-yard Janikowski field goal. After three more Jacksonville punts Janikowski hit two 29-yard field goals for a 19-3 advantage midway through the fourth quarter. The lone turnover of the day - a McFadden fumble recovered by Dwight Lowery - set up the Jaguars' first touchdown of the season, a 13-yard Henne pass to Clay Harbor with 2:53 remaining to create the final score of 19-9. The Jaguars had two red zone possessions resulting in a field goal and a touchdown, while Oakland had five red zone drives with a touchdown, a missed field goal and three field goals. Maurice Jones-Drew suffered a sprained ankle midway through the second quarter and was unable to return.

TEAM	Q	TIME	SCORING PLAY	DRIVE
OAK	1	10:52	M. Reece 11 yd. run (Janikowski kick)	5-38, 2:45
JAX	2	7:45	J. Scobee 27 yd. Field Goal	15-78, 6:56
OAK	2	0:03	S. Janikowski 46 yd. Field Goal	10-44, 2:47
OAK	3	9:18	S. Janikowski 30 yd. Field Goal	12-69, 5:42
OAK	4	13:49	S. Janikowski 29 yd. Field Goal	7-43, 3:56
OAK	4	6:00	S. Janikowski 29 yd. Field Goal	10-52, 6:23
JAX	4	2:53	C. Harbor 13 yd. pass from C. Henne (pass failed)	6-49, 1:54

TEAM STATISTICS

	JAGUARS	RAIDERS
First Downs (Run-Pass-Pen)	15-3-12	16-7-6
Total Yards-Plays-Avg.	248-62-4.0	340-61-5.6
Rushing Yards-Attempts-Avg.	34-19-1.8	226-34-6.6
Net Yards Passing (Sacked-Yds)	214 (5-27)	114 (3-12)
Att-Comp-Int	38-25-0	24-15-0
Third Down Conversions (Pct.)	7-17 (41%)	4-14 (29%)
Fourth Down Conversions (Pct.)	1-1 (100%)	0-0 (0%)
Punts-Avg.	8-43.6	4-48.0
Penalties-Yards	10-70	5-30
Time of Possession	28:12	31:48

INDIVIDUAL STATISTICS

JAGUARS RUSHING: Jones-Drew 10-27, Henne 2-9, Todman 5-7, Robinson 1-0, Burton 1- (-9)

RAIDERS RUSHING: McFadden 19-129, Pryor 9-50, Jennings 4-32, Reece 2-15 (TD)

JAGUARS PASSING: Henne 25-38-241, 1 TD

RAIDERS PASSING: Pryor 15-24-126

JAGUARS RECEIVING: Shorts 8-93, Sanders 5-64, Harbor 3-34 (1 TD), Burton 2-23, Reisner 2-9, Ta'ufu'ou 2-5, Forsett 1-7, Ebert 1-5, Jones-Drew 1-1

RAIDERS RECEIVING: McFadden 4-28, Streater 3-42, Rivera 3-32, Ford 2-12, Butler 2-10, Jennings 1-2

SACKS: Jaguars 3 (Posluszny 1.0, Mincey 1.0, Alualu 0.5, Deaderick 0.5); Raiders 5 (Young 1.5, Hunter 1, Bilukidi 1, Ross 1, Porter 0.5)

INTERCEPTIONS: Jaguars 0 ; Raiders 0

Attendance: 49,400 **Time:** 3:01 76 degrees



GAME SUMMARIES



GAME THREE AT SEATTLE

September 22, 2013 at CenturyLink Field

	<u>1</u>	<u>2</u>	<u>3</u>	<u>4</u>		
JACKSONVILLE JAGUARS (0-3)	0	0	10	7	-	17
SEATTLE SEAHAWKS (3-0)	7	17	14	7	-	45

Playing their second straight game on the west coast, the Jaguars struggled early before scoring 17 second-half points in a lopsided 45-17 loss in Seattle. The Seahawks dominated from the start, scoring on four of their six first-half possessions while holding the Jaguars to five punts and an interception in their first six. Russell Wilson, who completed 14 of his first 18 pass attempts including four touchdowns, connected with tight end Zach Miller for the first two scores on passes of one and four yards. Steven Hauschka's 21-yard field goal and Wilson's 11-yard touchdown pass to Sidney Rice gave Seattle a 24-0 lead at halftime, at which time Seattle led in total yards 275 to 52 and in first downs 16 to four. Jacksonville took advantage of Wilson's lone interception in the third quarter when Paul Posluszny picked off the deflection and returned it 10 yards to the Seattle two-yard line. Maurice Jones-Drew pounded it in from there to make it 31-7. Tarvaris Jackson replaced Wilson with 3:54 remaining in the third quarter and he completed all three passes on his first series including a 35-yard touchdown pass to a diving Doug Baldwin at the goal line. Josh Scobee's 33-yard field goal made it 38-10 at the end of the period and each team tacked on a fourth-quarter touchdown - Jordan Todman on a three-yard run for Jacksonville and Jackson on a five-yard run for Seattle. Cecil Shorts III was a bright spot for the Jaguars with eight receptions for 143 yards, including a 59-yarder from Chad Henne, while Johnathan Cyprien had a sack and a forced fumble and Jason Babin got his second sack of the season.

TEAM	Q	TIME	SCORING PLAY	DRIVE
SEA	1	8:04	Z. Miller 1 yd. pass from R. Wilson (Hauschka kick)	7-71, 3:27
SEA	2	14:26	Z. Miller 4 yd. pass from R. Wilson (Hauschka kick)	6-40, 2:56
SEA	2	9:40	S. Hauschka 21 yd. field goal	5-44, 2:43
SEA	2	0:10	S. Rice 11 yd. pass from R. Wilson (Hauschka kick)	5-79, 0:34
SEA	3	11:41	S. Rice 23 yd. pass from R. Wilson (Hauschka kick)	3-33, 1:26
JAX	3	6:20	Maurice Jones-Drew 2 yd. run (Scobee kick)	2-2, 0:11
SEA	3	1:28	D. Baldwin 35 yd. pass from R. Wilson (Hauschka kick)	5-58, 2:26
JAX	3	0:06	J. Scobee 33 yd. field goal	5-65, 1:22
JAX	4	9:06	J. Todman 3 yd. run (Scobee kick)	9-52, 3:09
SEA	4	6:32	T. Jackson 5 yd. run (Hauschka kick)	5-80, 2:34

TEAM STATISTICS

	JAGUARS	SEAHAWKS
First Downs (Run-Pass-Pen)	17 (6-10-1)	28 (10-16-2)
Total Yards-Plays-Avg.	265-66-4.0	479-67-7.1
Rushing Yards-Attempts-Avg.	51-24-2.1	156-36-4.3
Net Yards Passing (Sacked-Yds)	214 (4-21)	323 (2-8)
Att-Comp-Int	38-18-2	29-21-1
Third Down Conversions (Pct.)	4-14 (29%)	4-10 (40%)
Fourth Down Conversions (Pct.)	1-1 (100%)	0-0 (0%)
Punts-Avg.	7-42.7	4-35.0
Fumbles-Lost	2-1	1-1
Penalties-Yards	4-45	4-24
Time of Possession	27:25	32:35

INDIVIDUAL STATISTICS

JAGUARS RUSHING: Jones-Drew 19-43 (1 TD), Henne 2-5, Todman 2-5 (1 TD), Robinson 2-(-2)

SEAHAWKS RUSHING: Lynch 17-69, Michael 9-37, Tate 2-29

JAGUARS PASSING: Henne 18-38-235, 2 INT

SEAHAWKS PASSING: Wilson 14-21-202, 4 TD

JAGUARS RECEIVING: Shorts 8-143, Burton 5-42, Sanders 2-25, Jones-Drew 2-19, Ta'ufu'o 1-6

SEAHAWKS RECEIVING: Tate 5-88, Rice 5-79 (2 TD), Wilson 5-76, Davis 3-21, Miller 2-5 (2 TD), Baldwin 1-35 (1 TD), Kears 1-17

SACKS: Jaguars 2 (Cyprien 1.0, Babin 1.0); Seahawks 3 (McDonald 1.5, Bennett 1.5)

INTERCEPTIONS: Jaguars 1 (Posluszny); Seahawks 2 (Wagner, Chancellor)

Attendance: 68,087

Time: 3:12

61 degrees

GAME FOUR VS. INDIANAPOLIS

September 29, 2013 at EverBank Field

	<u>1</u>	<u>2</u>	<u>3</u>	<u>4</u>		
JACKSONVILLE JAGUARS (0-4)	3	0	0	0	-	3
INDIANAPOLIS COLTS (3-1)	0	20	14	3	-	37

The Jaguars got off to a promising start, taking an early 3-0 lead on Josh Scobee's 53-yard field goal to cap their second possession after their first series ended in an interception. The Jacksonville defense started strong, holding the Colts to two punts and an interception by Will Blackmon on their first three drives, but after that Indianapolis scored three offensive touchdowns and three field goals and held the Jaguars to five straight three-and-outs for a 37-3 win. The Colts tied the score at 3-3 at the beginning of the second quarter on Adam Vinatieri's 22-yard field goal, and five plays later Darius Butler gave Indianapolis its first lead at 10-3 with his 41-yard interception return for a touchdown. Trent Richardson capped the Colts' next series, which featured a 50-yard run by Donald Brown, with a one-yard scoring run for a 17-3 lead. A 46-yard field goal by Vinatieri made it 20-3 at the half, and as had been the case in earlier games the Jaguars trailed in many halftime statistics, including three first downs to the Colts' 13, and 69 total yards to 238 with 30 rushing yards and 39 passing yards. In the third quarter Andrew Luck threw a 31-yard touchdown pass to Coby Fleener, followed by a 12-play, 72-yard scoring drive on which Reggie Wayne caught a five-yard pass from Luck that made it 34-3 at the end of the period. Vinatieri tacked on a 28-yard field goal in the final two minutes of the game to end the scoring. Blaine Gabbert played for the first time since opening day and completed 17 of 32 passes for 179 yards, while Maurice Jones-Drew was held to 23 yards on 13 carries. Mercedes Lewis saw his first action of the season but re-injured his calf in the first quarter and did not return.

TEAM	Q	TIME	SCORING PLAY	DRIVE
JAX	1	8:14	J. Scobee 53 yd. field goal	4-6, 1:11
IND	2	14:43	A. Vinatieri 22 yd. field goal	11-54, 3:43
IND	2	11:48	D. Butler 41 yd INT return (Vinatieri kick)	
IND	2	5:54	Trent Richardson 1 yd. run (Vinatieri kick)	6-81, 3:28
IND	2	1:34	A. Vinatieri 46 yd. field goal	10-44, 3:18
IND	3	12:15	C. Fleener 31 yd. pass (Vinatieri kick)	2-63, 0:37
IND	3	1:22	R. Wayne 5 yd. pass (Vinatieri kick)	12-72, 8:35
IND	4	1:53	A. Vinatieri 28 yd. field goal	7-37, 2:56

TEAM STATISTICS

	JAGUARS	COLTS
First Downs (Run-Pass-Pen)	14 (0-10-4)	26 (8-16-2)
Total Yards-Plays-Avg.	205-54-3.8	437-70-6.2
Rushing Yards-Attempts-Avg.	40-18-2.2	157-30-5.2
Net Yards Passing (Sacked-Yds)	165 (4-14)	280 (2-14)
Att-Comp-Int	32-17-3	38-23-1
Third Down Conversions (Pct.)	2-11 (46%)	6-13 (46%)
Fourth Down Conversions (Pct.)	0-1 (0%)	0-0 (0%)
Punts-Avg.	6-48.3	3-46.0
Fumbles-Lost	0-0	1-0
Penalties-Yards	9-65	7-58
Time of Possession	23:22	36:38

INDIVIDUAL STATISTICS

JAGUARS RUSHING: Jones-Drew 13-23, Gabbert 2-10, Todman 2-4, Forsett 1-3

COLTS RUSHING: Brown 3-65, Richardson 20-60 (1 TD), Luck 2-26, Hilton 2-6, Havili 3-0

JAGUARS PASSING: Gabbert 17-32-179, three INTs

COLTS PASSING: Luck 21-35-257, 2 TD and one INT, Hasselbeck 2-3-37

JAGUARS RECEIVING: Shorts III 7-61, Sanders 4-59, Harbor 2-39, Forsett 2-10, Ebert 1-5, Jones-Drew 1-5

COLTS RECEIVING: Wayne 5-100 (1 TD), Fleener 5-77 (1 TD), Hilton 4-45, Heyward-Bay 3-33, Brown 2-11, Havili 2-1, Jones 1-21, Richardson 1-6

SACKS: Jaguars 2 (Allen 1, Alualu 1); Colts 4 (Mathis 3, Redding 1)

INTERCEPTIONS: Jaguars 1 (Blackmon); Colts 3 (Butler 1, Davis 1, Gordy 1)

Attendance: 59,695

Time: 3:08

80 degrees



GAME SUMMARIES



GAME FIVE AT ST. LOUIS

October 6, 2013 at Edward Jones Dome

	<u>1</u>	<u>2</u>	<u>3</u>	<u>4</u>	-	
JACKSONVILLE JAGUARS (0-5)	10	0	3	7	-	20
ST. LOUIS RAMS (2-3)	7	17	0	10	-	34

For the second week in a row the Jaguars scored first and showed promise early, but turnovers proved costly in a 34-20 loss to the Rams on the road. Injuries also took a toll as Luke Joeckel suffered a broken ankle and Blaine Gabbert left the game with a hamstring injury. Justin Blackmon made his season debut after serving a four-game suspension, and his impact was immediate as he took his first pass from Gabbert 67 yards for the game's first touchdown. St. Louis evened the score two series later when Matt Giordano intercepted Gabbert and returned the pick 82 yards for a touchdown. The Jaguars closed out the first quarter with a 48-yard Josh Scobee field goal but the Rams then answered with a 32-yarder by Greg Zuerlein. Two plays later a fumble by Clay Harbor was recovered and returned by Darian Stewart to the Jacksonville 16, and it took just one play for Sam Bradford to find Lance Kendricks with a 16-yard touchdown pass, giving the Rams their first lead of the day which they would not relinquish. At the end of the first half St. Louis increased the lead to 14 points on a Bradford-to-Austin Pettis scoring pass for a 24-10 halftime lead. On the first series of the second half the Rams went three-and-out and Chris Pronsinski partially blocked Johnny Hekker's punt, giving the Jaguars the ball at the St. Louis 25. The Jaguars advanced to the five and settled for a 23-yard field goal by Scobee, but on the play they accepted an offsides penalty against the Rams which gave them a fourth-and-goal at the two-yard line. Gabbert threw incomplete into the end zone, but offsetting penalties gave the Jaguars one more play and Gabbert was then intercepted by James Laurinaitis to end the scoring threat. A 34-yard Scobee field goal in the third quarter and a 37-yarder by Zuerlein made it 27-13 early in the fourth period. Jacksonville got within a touchdown of the lead when Chad Henne threw four yards to Cecil Shorts to make the score 27-20 with 10:22 left. A 31-yard Bradford touchdown pass to Pettis on the Rams' next possession capped the scoring.

TEAM	Q	TIME	SCORING PLAY	DRIVE
JAX	1	10:31	J. Blackmon 67 yd. pass from B. Gabbert (Scobee kick)	4-93, 1:57
STL	1	3:08	M. Giordano 82 yd. interception return (Zuerlein kick)	1-16, 0:08
JAX	1	0:13	J. Scobee 48 yd. Field Goal	7-50, 2:55
STL	2	12:03	G. Zuerlein 32 yd. Field Goal	8-66, 3:10
STL	2	11:34	L. Kendricks 16 yd. pass from S. Bradford (Zuerlein kick)	1-16, 0:08
STL	2	0:27	A. Pettis 4 yd. pass from S. Bradford (Zuerlein kick)	12-90, 5:11
JAX	3	3:22	J. Scobee 34 yd. Field Goal	7-53, 1:52
STL	4	14:47	G. Zuerlein 37 yd. Field Goal	10-65, 3:35
JAX	4	10:22	C. Shorts 4 yd. pass from C. Henne (Scobee kick)	12-80, 4:25
STL	4	5:45	A. Pettis 31 yd. pass from Sam Bradford (Zuerlein kick)	8-80, 4:37

TEAM STATISTICS

	JAGUARS	RAMS
First Downs (Run-Pass-Pen)	5-11-0	7-12-3
Total Yards-Plays-Avg.	363-59-6.2	351-72-4.9
Rushing Yards-Attempts-Avg.	96-25-3.8	143-36-4.0
Net Yards Passing (Sacked-Yds)	267 (2-3)	208 (2-14)
Att-Comp-Int	32-16-2	34-19-0
Third Down Conversions (Pct.)	3-12 (25%)	8-19 (42%)
Fourth Down Conversions (Pct.)	0-2 (0%)	0-0 (0%)
Punts-Avg.	5-48.2	7-40.9
Fumbles-Lost	3-1	1-0
Penalties-Yards	4-45	6-53
Time of Possession	24:41	35:19

INDIVIDUAL STATISTICS

JAGUARS RUSHING: Jones-Drew 17-70, Todman 3-16, Gabbert 3-6, Forsett 1-2, Henne 1-2

RAMS RUSHING: Stacy 14-78, Richardson 13-48, Cunningham 4-13, Bradford 5-4

JAGUARS PASSING: Gabbert 9-19-181, 1 TD, 2 INT, Henne 7-13-89, 1 TD

RAMS PASSING: Bradford 19-34-222, 3 TD

JAGUARS RECEIVING: Blackmon 5-136 TD, Shorts 5-74 TD, Harbor 2-16, Jones-Drew 2-16, Ta'ufu'ou 1-5

RAMS RECEIVING: Pettis 4-49 2 TDs, Kendricks 4-37 TD, Austin 3-32, Cook 3-26, Quick 2-45, Givens 2-16, Harkey 1-17

SACKS: Jaguars 2 (Marks 1.0, Branch 1.0) ; Rams 2 (Long 1.0, Brockers 1.0)

INTERCEPTIONS: Jaguars 0 ; Rams 2 (Laurinaitis, Giordano)

Attendance: 54,266 **Time:** 3:08 **59 degrees**

GAME SIX AT DENVER

October 13, 2013 at Sports Authority Field at Mile High

	<u>1</u>	<u>2</u>	<u>3</u>	<u>4</u>	-	
JACKSONVILLE JAGUARS (0-5)	0	12	7	0	-	19
DENVER BRONCOS (5-0)	14	0	14	7	-	35

In their best outing to date, the Jaguars challenged the undefeated Broncos and stayed within two points of the lead midway through the third quarter before falling 35-19. Justin Blackmon sparked the Jacksonville offense with 14 receptions for 190 yards, making up for the loss of Cecil Shorts to a shoulder injury on the third play of the game. But the Broncos were led by Knowshon Moreno's three rushing touchdowns and his seven receptions for 62 yards. Denver took a 14-0 lead in the first quarter on Peyton Manning touchdown passes to Julius Thomas and Wes Welker, but the Jaguars did all of the scoring in the second period with two Josh Scobee field goals from 50 and 30 yards and a 59-yard interception return for a touchdown by Paul Posluszny in the final minute of the half. A failed two-point conversion kept the Jaguars from evening the score and left it at 14-12 at halftime. The Broncos opened the second half with an 80-yard drive capped by Moreno's first scoring run, but the Jaguars answered with an 80-yard drive of their own, highlighted by a Maurice Jones-Drew 28-yard run and three Chad Henne completions, and Jones-Drew's five-yard touchdown run made it 21-19. Denver responded on the next series with another 80-yard touchdown drive for Moreno's second score, and on their next possession they drove to the Jacksonville four-yard line where a fumbled snap was recovered by Mike Harris. But the Jaguars failed to take advantage when Henne was intercepted five plays later, leading to Moreno's third touchdown of the day for a 35-19 lead. The Jaguars' final two possessions ended in a failed fourth down and an interception. The two quarterbacks had similar completion percentages and yards, with Henne completing 27 of 42 for 303 yards and two interceptions, and Manning completing 28 of 42 for 295 yards with two touchdowns and one interception.

TEAM	Q	TIME	SCORING PLAY	DRIVE
DEN	1	12:09	J. Thomas 3 yd. pass from P. Manning (Prater kick)	6-27, 2:02
DEN	1	2:44	W. Welker 20 yd. pass from P. Manning (Prater kick)	12-95, 6:08
JAX	2	13:18	J. Scobee 50 yd. Field Goal	10-48, 4:26
JAX	2	5:43	J. Scobee 30 yd. Field Goal	8-28, 2:20
JAX	2	0:36	P. Posluszny 59 yd. interception return (pass failed)	
DEN	3	12:16	K. Moreno 1 yd. run (Prater kick)	8-80, 2:44
JAX	3	7:43	M. Jones-Drew 5 yd. run (Scobee kick)	9-80, 4:33
DEN	3	4:02	K. Moreno 8 yd. run (Prater kick)	8-80, 3:41
DEN	4	9:09	K. Moreno 3 yd. run (Prater kick)	5-41, 2:19

TEAM STATISTICS

	BRONCOS	JAGUARS
First Downs (Run-Pass-Pen)	26 (8-14-4)	20 (4-15-1)
Total Yards-Plays-Avg.	407-71-5.7	362-71-5.1
Rushing Yards-Attempts-Avg.	112-29-3.9	71-27-2.6
Net Yards Passing (Sacked-Yds)	295 (0-0)	291 (2-12)
Att-Comp-Int	42-28-1	42-27-2
Third Down Conversions (Pct.)	7-13 (54%)	5-14 (36%)
Fourth Down Conversions (Pct.)	1-1 (100%)	0-3 (0%)
Punts-Avg.	3-43.0	3-45.0
Fumbles-Lost	3-2	2-0
Penalties-Yards	4-31	7-62
Time of Possession	28:45	31:15

INDIVIDUAL STATISTICS

JAGUARS RUSHING: Jones-Drew 20-71 (1 TD), Robinson 1-2, Ta'ufu'ou 1-1, Todman 1-0, Henne 2-(-3)

BRONCOS RUSHING: Moreno 15-42 (3 TDs), Bruton 1-35, Hillman 4-20, Ball 3-15, Caldwell 1-7, Manning 5 (-7)

JAGUARS PASSING: Henne 42-27-303, 2 INT

BRONCOS PASSING: Manning 42-28-295, 3 TD

JAGUARS RECEIVING: Blackmon 14-190, Brown 4-49, Forsett 3-18, Harbor 2-29, Jones-Drew 2-3, Sanders 1-9, Ta'ufu'ou

BRONCOS RECEIVING: Moreno 7-62, Welker 6-63 (1 TD), Decker 5-50, J. Thomas 4-22 (1 TD), D. Thomas 3-78, Hillman 2-16, Dreesen 1-4

SACKS: Jaguars 0, Broncos 2 (Jackson 2.0)

INTERCEPTIONS: Jaguars 1 (Posluszny), Broncos 2 (Trevathan 1, Webster 1)

Attendance: 76,862 **Time:** 3:01 **Temperature:** 59 degrees



GAME SUMMARIES



GAME SEVEN VS. SAN DIEGO

October 20, 2013 at EverBank Field

	<u>1</u>	<u>2</u>	<u>3</u>	<u>4</u>		<u>6</u>
JACKSONVILLE JAGUARS (0-7)	0	3	3	0	-	6
SAN DIEGO CHARGERS (4-3)	7	7	3	7	-	24

San Diego's Philip Rivers completed 22 of 26 passes for 285 yards and a touchdown while Ryan Mathews ran for 110 yards and a touchdown to pace the Chargers to a 24-6 win in Jacksonville. The Chargers dominated from the beginning, scoring on four of their first five drives which lasted 13, 10, 13, 10 and 10 plays and all covered 79 yards or more. San Diego built a 14-0 lead on a Danny Woodhead two-yard run and a 27-yard pass from Rivers to Eddie Royal, and Josh Scobee's 30-yard field goal made it 14-3 at halftime, at which point the Chargers had just three possessions and the Jaguars two. The first half ended with San Diego stopped on first down at the Jacksonville one-yard line as time expired. In the third quarter each team added a field goal before Mathews' three-yard touchdown run early in the fourth quarter capped the scoring. Chad Henne completed 23 of 36 passes for 318 yards and Cecil Shorts caught eight passes for 80 yards, while Justin Blackmon added six catches for 58 yards and Mike Brown turned in 120 receiving yards on five receptions. Jacksonville tied a franchise record with just eight offensive possessions on the day.

TEAM	Q	TIME	SCORING PLAY	DRIVE
SD	1	7:23	D. Woodhead 2 yd. run (Novak kick)	13-80, 7:37
SD	2	12:36	E. Royal 27 yd. pass from P. Rivers (Novak kick)	10-80, 6:08
JAX	2	4:50	J. Scobee 30 yd. Field Goal	18-68, 7:46
SD	3	6:48	N. Novak 20 yd. Field Goal	10-79, 6:21
JAX	3	3:54	J. Scobee 23 yd. Field Goal	8-75, 2:54
SD	4	14:08	R. Mathews 3 yd. run (Novak kick)	10-84, 4:46

TEAM STATISTICS

	JAGUARS	CHARGERS
First Downs (Run-Pass-Pen)	5-12-1	10-14-3
Total Yards-Plays-Avg.	353-59-6.0	434-67-6.5
Rushing Yards-Attempts-Avg.	78-17-4.6	158-40-4.0
Net Yards Passing (Sacked-Yds)	275 (6-43)	276 (1-9)
Att-Comp-Int	36-23-1	26-22-0
Third Down Conversions (Pct.)	3-11 (27%)	7-12 (58%)
Fourth Down Conversions (Pct.)	1-3 (33%)	0-0 (0%)
Punts-Avg.	3-50.0	3-44.7
Fumbles-Lost	0-0	0-0
Penalties-Yards	6-45	8-61
Time of Possession	22:30	37:30

INDIVIDUAL STATISTICS

JAGUARS RUSHING: Jones-Drew 9-37, Forsett 2-19, Robinson 1-9, Todman 1-8

CHARGERS RUSHING: Mathews 21-110 (1 TD), Woodhead 9-29 (1 TD), Brown 3-14, McClain 2-4, Rivers 2-4, Whitehurst 3- (-3)

JAGUARS PASSING: Henne 23-36-318, 2 INT

CHARGERS PASSING: Rivers 22-26-285, 1 TD

JAGUARS RECEIVING: Shorts 8-80, Blackmon 6-58, Brown 5-120, Jones-Drew 2-19, Lewis 1-31, Forsett 1-10

CHARGERS RECEIVING: Gates 6-31, Royal 4-69 (1 TD), Woodhead 4-47, Allen 3-67, Green 2-40, Brown 2-26, Philips 1-5

SACKS: Jaguars 1 (Marks 1.0) ; **CHARGERS** 6 (Keiser 2.0, Liuget 2.0, Addae 1.0, Walker 1.0)

INTERCEPTIONS: Jaguars 0 ; **CHARGERS** 1 (Gilchrist)

Attendance: 59,550 **Time:** 2:58 73 degrees

GAME EIGHT VS. SAN FRANCISCO

October 27, 2013 at Wembley Stadium (London)

	<u>1</u>	<u>2</u>	<u>3</u>	<u>4</u>		<u>10</u>
JACKSONVILLE JAGUARS (0-8)	0	3	7	0	-	10
SAN FRANCISCO 49ERS (6-2)	14	14	7	7	-	42

Playing in London's Wembley Stadium for the first time, the Jaguars struggled through a lopsided first half en route to a 42-10 loss to the 49ers. Jacksonville was forced to punt on each of its first four possessions and ran 18 plays, while San Francisco used 32 plays to score four touchdowns on its first four drives of the day. Frank Gore began the scoring with the first of his two touchdown runs, a 19-yard dash up the middle on the opening eight-play, 76-yard series. Colin Kaepernick got the first of his two scoring runs next, capping another eight-play, 80-yard drive. Kaepernick threw a two-yard touchdown pass to Vernon Davis to finish off the third possession after 10 plays and 72 yards, and his second rushing score, from nine yards out, came in the middle of the second quarter and boosted the 49ers' lead to 28-0. The Jaguars finally scored with 10 seconds remaining in the first half on a 38-yard Josh Scobee field goal to finish a 12-play, 60-yard series. By that time the 49ers had several statistical advantages, including first downs (17 to seven), total yards (262 to 106) rushing yards (115 to 30) and plays in opponent territory (25 to seven). In the third quarter the Jaguars got rolling with a 15-play march, highlighted by a 30-yard Maurice Jones-Drew run, to the San Francisco six-yard line, but the drive stalled there when Chad Henne threw incomplete on third and fourth down. On the ensuing possession Gore fumbled when hit by Jason Babin and Russell Allen recovered the loose ball at the San Francisco 28. Three plays later Henne hit Mike Brown with a 29-yard touchdown pass to make it 28-10. Gore scored his second touchdown on the next series after a 47-yard kickoff return by Anthony Dixon and a 41-yard run by Kendall Hunter on first down. The Jaguars' next series ended when Mercedes Lewis caught a six-yard pass from Henne but then fumbled, with Dan Skuda returning the fumble 47 yards for a 49ers touchdown to end the scoring at 42-10 early in the final period. San Francisco's four touchdowns on its first four possessions marked the first time in Jaguars history an opponent did so. The Jaguars rushed for less than 100 yards for the eighth straight game.

TEAM	Q	TIME	SCORING PLAY	DRIVE
SF	1	11:42	F. Gore 19 yd. run (Dawson kick)	8-76, 3:18
SF	1	2:36	C. Kaepernick 12 yd. run (Dawson kick)	8-80, 4:14
SF	2	11:52	V. Davis 2 yd. pass from C. Kaepernick (Dawson kick)	10-72, 4:41
SF	2	7:49	C. Kaepernick 9 yd. run (Dawson kick)	6-63, 2:38
JAX	2	0:10	J. Scobee 38 yd. Field Goal	12-60, 2:40
JAX	3	3:00	M. Brown 29 yd. pass from C. Henne (Scobee kick)	3-28, 0:52
SF	3	0:52	F. Gore 2 yd. run (Dawson kick)	4-54, 2:08
SF	4	13:54	D. Skuta 47 yd. fumble return (Dawson kick)	n/a

TEAM STATISTICS

	JAGUARS	49ERS
First Downs (Run-Pass-Pen)	8-10-2	14-9-2
Total Yards-Plays-Avg.	318-70-4.5	398-55-7.2
Rushing Yards-Attempts-Avg.	90-25-3.6	221-38-5.8
Net Yards Passing (Sacked-Yds)	228 (0-0)	177 (0-0)
Att-Comp-Int	45-29-0	17-11-0
Third Down Conversions (Pct.)	4-14 (29%)	6-9 (67%)
Fourth Down Conversions (Pct.)	3-5 (60%)	2-2 (100%)
Punts-Avg.	4-44.5	1-61.0
Fumbles-Lost	1-1	3-1
Penalties-Yards	6-76	4-35
Time of Possession	31:31	28:29

INDIVIDUAL STATISTICS

JAGUARS RUSHING: Jones-Drew 19-75, Robinson 4-15, Henne 1-1, Blackmon 1- (-1)

49ERS RUSHING: Hunter 9-84, Gore 19-71 (2 TD), Kaepernick 7-54 (2 TD), Williams 1-10, Dixon 1-2, Miller 1-0

JAGUARS PASSING: Henne 29-45-228

49ERS PASSING: Kaepernick 10-16-164, 1 TD, McCoy 1-1-13

JAGUARS RECEIVING: Shorts 7-74, Jones-Drew 6-47, Blackmon 4-31, Brown 3-43 (1 TD), Forsett 3-6, Ta'ufou'o 3-3, Sanders 1-11, Harbor 1-7, Lewis 1-6

49ERS RECEIVING: Boldin 4-56, Davis 3-52 (1 TD), Miller 2-56, Williams 1-7, Gore 1-6

SACKS: JAGUARS 0 ; **49ERS** 0

INTERCEPTIONS: JAGUARS 0 ; **49ERS** 0

Attendance: 83,559 **Time:** 2:53 60 degrees



GAME SUMMARIES



GAME NINE AT TENNESSEE

November 10, 2013 at LP Field

	<u>1</u>	<u>2</u>	<u>3</u>	<u>4</u>	
JACKSONVILLE JAGUARS (1-8)	10	3	7	9	- 29
TENNESSEE TITANS (4-5)	0	7	3	17	- 27

Claiming their first victory under Head Coach Gus Bradley and General Manager Dave Caldwell, the Jaguars played their best game to date to claim a 29-27 win in Nashville. A wild fourth quarter featured five scoring plays, with three by the Titans offense and two by the Jaguars defense. On the day the Jacksonville defense had four takeaways and a safety, setting up 19 points, and the unit set the tone on Tennessee's first play when Paul Posluszny forced and recovered a Chris Johnson fumble at the Titans' 19-yard line. Maurice Jones-Drew's six-yard blast into the end zone gave the Jaguars an early 7-0 lead, and two Josh Scobee field goals from 32 and 44 yards made 13-0 early in the second quarter. Titans quarterback Jake Locker left the game midway through the second quarter with a foot injury, and Ryan Fitzpatrick directed a touchdown drive on his first series, hitting Taylor Thompson on Tennessee's final play of the first half to narrow the lead to 13-7. Both teams scored on their first possession of the second half, with the Jaguars marching 79 yards in eight plays to set up Jordan Todman's five-yard touchdown run, followed by Tennessee's 11-play series ending in a 39-yard Rob Bironas field goal to make it a ten-point game at 20-10. Bironas' second field goal, which made it 20-13, was set up by a Chad Henne interception at the Jacksonville 32. After Jacksonville downed a Bryan Anger punt at the Tennessee one-yard line the Titans were penalized for holding in their end zone, resulting in a safety and a nine-point Jaguars lead at 22-13. On their next possession the Titans drove 72 yards in just five plays, with Fitzpatrick running in from the four to narrow the score to 22-20 with 4:15 left in the game. The next Titans possession resulted in another score from the Jaguars defense as Will Blackmon stripped Fitzpatrick and ran 21 yards for a touchdown and a 29-20 lead. Tennessee responded again, this time covering 82 yards in 12 plays with Fitzpatrick hitting Delanie Walker with a 14-yard touchdown pass with 40 seconds remaining to make it a two-point game again, 29-27. Jacksonville then recovered the Titans' onside kick and ran out the clock. The win snapped a 13-game losing streak for the Jaguars.

TEAM	Q	TIME	SCORING PLAY	DRIVE
JAX	1	13:29	M. Jones-Drew 6 yd. run (Scobee kick)	3-19, 1:15
JAX	1	6:31	J. Scobee 32 yd. Field Goal	8-50, 3:20
JAX	2	10:47	J. Scobee 44 yd. Field Goal	7-19, 3:18
TEN	2	0:41	T. Thompson 9 yd. pass from R. Fitzpatrick (Bironas kick)	8-52, 3:44
JAX	3	10:17	J. Todman 5 yd. run (Scobee kick)	8-79, 4:43
TEN	3	5:15	R. Bironas 39 yd. Field Goal	11-59, 5:02
TEN	4	12:50	R. Bironas 37 yd. Field Goal	4-7, 1:24
JAX	4	7:44	Penalty on C. Warmack enforced in end zone for a Safety	
TEN	4	4:15	R. Fitzpatrick 4 yd. run (Bironas kick)	5-72, 1:43
JAX	4	2:32	W. Blackmon 21 yd. fumble return (Scobee kick)	
TEN	4	0:40	D. Walker 14 yd. pass from R. Fitzpatrick (Bironas kick)	12-82, 1:52

TEAM STATISTICS

	JAGUARS	TITANS
First Downs (Run-Pass-Pen)	4-8-1	4-13-2
Total Yards-Plays-Avg.	214-56-3.8	362-70-5.2
Rushing Yards-Attempts-Avg.	54-30-1.8	83-27-3.1
Net Yards Passing (Sacked-Yds)	160 (3-20)	279 (1-9)
Att-Comp-Int	23-14-2	42-26-1
Third Down Conversions (Pct.)	3-12 (25%)	10-18 (56%)
Fourth Down Conversions (Pct.)	0-0 (0%)	0-0 (0%)
Punts-Avg.	7-43.4	5-43.8
Fumbles-Lost	3-0	5-3
Penalties-Yards	4-19	6-45
Time of Possession	29:24	30:36

INDIVIDUAL STATISTICS

JAGUARS RUSHING: Jones-Drew 21-41 (1 TD), Todman 3-11 (1 TD), Robinson 4-3, Henne 2- (-1)

TITANS RUSHING: Johnson 12-30, Greene 9-22, Locker 3-18, Fitzpatrick 3-13 (1 TD)

JAGUARS PASSING: Henne 14-23-180, 2 INT

TITANS PASSING: Fitzpatrick 22-33-264, 2 TD, Locker 4-9-24, 1 INT

JAGUARS RECEIVING: Jones-Drew 4-33, Lewis 3-39, Shorts 2-42, Brown 2-40, Harbor 1-13, Burton 1-11, Todman 1-2

TITANS RECEIVING: Wright 7-78, Johnson 5-43, Walker 4-62 (1 TD), Washington 3-29, Greene 3-10, Hunter 2-51, Thompson 1-9, Stevens 1-6

SACKS: JAGUARS 1 (Blackmon 1.0) ; **TITANS** 3 (Casey 1.0, Morgan 1.0, Martin 1.0)

INTERCEPTIONS: JAGUARS 0 (Gratz) ; **TITANS** 2 (McCarthy, Verner)

Attendance: 69,143 **Time:** 3:10 62 degrees

GAME 10 VS. ARIZONA

November 17, 2013 at EverBank Field

	<u>1</u>	<u>2</u>	<u>3</u>	<u>4</u>	
JACKSONVILLE JAGUARS (1-9)	14	0	0	0	- 14
ARIZONA CARDINALS (6-4)	7	7	10	3	- 27

A fast start gave the Jaguars an early 14-0 lead after their first two possessions, but Arizona tied the game in the second quarter before taking over in the second half en route to a 27-14 win. Each team punted eight times as they combined for just 46 rushing yards on the day, with 32 by Jacksonville and 14 by Arizona, but Carson Palmer threw for 419 yards despite three sacks. On the first series of the game the Jaguars were faced with a fourth-and-one at their own 38-yard line, and their aggressiveness was rewarded when Chad Henne hit Danny Noble with a short pass that Noble took the distance for a 62-yard scoring play. The Cardinals answered with a touchdown drive of their own, marching 80 yards in 10 plays with Palmer throwing 14 yards to Larry Fitzgerald to cap it. The Jacksonville special teams made the next big play, a 59-yard return of the ensuing kickoff by Jordan Todman that set the offense up at the Arizona 46. Seven plays later Maurice Jones-Drew pounded in from one yard out for his 80th career touchdown and a 14-7 lead. From there the teams took turns punting until 1:55 remained in the first half when Rashard Mendenhall ran five yards for a touchdown to knot the score at 14-14. On the final play of the half Josh Scobee attempted a 60-yard field goal, which would have been a franchise record, but the kick missed wide left. The Cardinals wasted no time in taking control of the game after halftime, scoring on their first two possessions to take a 24-14 lead. First, a good goal line stand by the Jaguars defense forced a 21-yard Jay Feely field goal, and on the Cardinals' next series Palmer connected with Michael Floyd on a 91-yard touchdown pass. After both teams punted several more times Henne was intercepted and the Cardinals took over at the Jacksonville 22, setting up Feely's 32-yard field goal which made it 27-14 midway through the fourth quarter. The Jaguars failed on a fourth-down play on their next drive, and then Henne was intercepted to end the Jaguars' final possession of the afternoon. Noble's 62-yard touchdown was the first reception of his career. Bryan Anger dropped a career-best six of his eight punts inside the Arizona 20.

TEAM	Q	TIME	SCORING PLAY	DRIVE
JAX	1	12:53	D. Noble 62 yd. pass from C. Henne (Scobee kick)	4-71, 2:07
ARI	1	7:50	L. Fitzgerald 14 yd. pass from C. Palmer (Feely kick)	10-80, 5:03
JAX	1	5:08	M. Jones-Drew 1 yd. run (Scobee kick)	7-46, 2:42
ARI	2	1:55	R. Mendenhall 5 yd. run (Feely kick)	5-70, 2:06
ARI	3	10:36	J. Feely 21 yd. Field Goal	9-77, 4:24
ARI	3	7:29	M. Floyd 91 yd. pass from C. Palmer (Feely kick)	3-91, 1:29
ARI	4	7:03	J. Feely 32 yd. Field Goal	5-8, 2:16

TEAM STATISTICS

	JAGUARS	CARDINALS
First Downs (Run-Pass-Pen)	3-9-2	3-16-0
Total Yards-Plays-Avg.	274-60-4.6	416-69-6.0
Rushing Yards-Attempts-Avg.	32-16-2.0	14-24-0.6
Net Yards Passing (Sacked-Yds)	242 (2-13)	402 (3-17)
Att-Comp-Int	42-27-2	42-30-0
Third Down Conversions (Pct.)	2-14 (14%)	5-16 (31%)
Fourth Down Conversions (Pct.)	2-3 (67%)	0-0 (0%)
Punts-Avg.	8-47.8	8-44.8
Fumbles-Lost	0-0	1-0
Penalties-Yards	6-40	5-42
Time of Possession	24:07	35:53

INDIVIDUAL STATISTICS

JAGUARS RUSHING: Jones-Drew 14-23 (1 TD), Todman 2-9

CARDINALS RUSHING: Mendenhall 12-14 (1 TD), Ellington 9-3, Palmer 3-(-3)

JAGUARS PASSING: Henne 27-42-255, 1 TD

CARDINALS PASSING: Palmer 30-42-419, 2 TD

JAGUARS RECEIVING: Sanders 8-61, Jones-Drew 4-12, Harbor 3-32, Lewis 3-23, Brown 2-23, Shorts 2-22, Taylor 2-20, Noble 1-62 (1 TD), Ta'ufou'u 1-5, Todman 1-(-5)

CARDINALS RECEIVING: Floyd 6-193 (1 TD), Housler 6-70, Fitzgerald 6-61 (1 TD), Roberts 3-14, Mendenhall 3-13, Dray 2-18, Ellington 2-10, Ballard 1-29, Peterson 1-11

SACKS: Jaguars 3 (Babin 1.0, Mincey 1.0, Branch 1.0) ; **CARDINALS** 2 (Abraham 1.0, Campbell 1.0)

INTERCEPTIONS: Jaguars 0 ; **CARDINALS** 2 (Powers 1, Bell 1)

Attendance: 59,862 **Time:** 3:04 76 degrees



GAME SUMMARIES



GAME 11 AT HOUSTON

November 24, 2013 at Reliant Stadium

	1	2	3	4		
JACKSONVILLE JAGUARS (2-9)	7	3	0	3	-	13
HOUSTON TEXANS (2-9)	0	3	3	0	-	6

The Jaguars started strong and turned in season-highs in rushing yards and possession time while not allowing a touchdown to claim their second intradivision road win in three weeks, 13-6 in Houston. On the game's opening drive the Jaguars marched 75 yards in 10 plays with Maurice Jones-Drew slicing in from the one for a 7-0 lead. The Texans were forced to punt on each of their first five possessions, including four consecutive three-and-outs. The only scoring in the second quarter was a 30-yard Josh Scobee field goal and a 49-yarder by Randy Bullock, which made it 10-3 at the half. Houston threatened when the third quarter began, driving from their own 15 to a first-and-goal at the Jacksonville eight-yard line, but the Jaguars defense stiffened at the two and Houston had to settle for a 20-yard field goal. The Jaguars answered with a 13-play drive to set up a 49-yard field goal try by Scobee, but the kick was blocked by J.J. Watt and Houston took over at midfield. Advancing to the Jacksonville 40, the Texans were stopped on fourth-and-one at the start of the fourth quarter. Scobee booted a 53-yard field goal midway through the period for a 13-6 lead. Both teams punted on their next possession before Houston's final series began at their own 20 with no time outs and 1:50 remaining in the game. They advanced to Jacksonville's 41, and with 45 second left Case Keenum was intercepted by Ryan Davis to seal the Jaguars victory. The Jaguars' 118 rushing yards and 33:41 possession time were their best of the season, and Houston's 11 first downs and 218 total yards were the fewest by a Jaguars opponent. The game marked the Jaguars' first back-to-back road wins since 2008, and for the third consecutive week they scored a touchdown on their first possession. Maurice Jones-Drew scored for the third straight week and finished with a season-best 84 rushing yards. Chad Henne completed 23 of his 32 passes including eight to Cecil Shorts and six to Jones-Drew.

TEAM	Q	TIME	SCORING PLAY	DRIVE
JAX	1	10:57	M. Jones-Drew 1 yd. run (Scobee kick)	10-75, 4:03
JAX	2	7:57	J. Scobee 30 yd. Field Goal	7-73, 4:01
HOU	2	0:29	R. Bullock 49 yd. Field Goal	9-49, 4:35
HOU	3	8:26	R. Bullock 20 yd. Field Goal	13-83, 6:34
JAX	4	6:44	J. Scobee 53 yd. Field Goal	8-42, 4:27

TEAM STATISTICS

	JAGUARS	TEXANS
First Downs (Run-Pass-Pen)	4-11-1	5-5-1
Total Yards-Plays-Avg.	333-65-5.1	218-57-3.8
Rushing Yards-Attempts-Avg.	118-28-4.2	77-21-3.7
Net Yards Passing (Sacked-Yds)	215 (4-24)	141 (2-28)
Att-Comp-Int	33-23-0	34-18-1
Third Down Conversions (Pct.)	7-17 (41%)	4-15 (27%)
Fourth Down Conversions (Pct.)	1-1 (100%)	0-1 (0%)
Punts-Avg.	6-43.2	7-44.9
Fumbles-Lost	1-0	0-0
Penalties-Yards	7-63	2-22
Time of Possession	33:41	26:19

INDIVIDUAL STATISTICS

JAGUARS RUSHING: Jones-Drew 14-84 (1 TD), Todman 11-31, Henne 3-3
TEXANS RUSHING: D. Johnson 13-74, Keenum 1-2, Tate 7-1

JAGUARS PASSING: Henne 23-32-239, Robinson 0-1
TEXANS PASSING: Keenum 18-34, 1 INT

JAGUARS RECEIVING: Shorts 8-71, Jones-Drew 6-60, Sanders 4-61, Lewis 1-18, Forsett 1-9, Harbor 1-8, Taylor 1-7, Todman 1-5

TEXANS RECEIVING: Graham 5-32, Tate 5-26, A. Johnson 2-36, D. Johnson 2-13, Griffin 1-37, Martin 1-12, Hopkins 1-8, Posey 1-5

SACKS: JAGUARS 2 (Branch 1.0, Hayes 1.0) ; **TEXANS:** 4 (Watt 1.0, Mercilus 1.0, Team 1.0, Mitchell 0.5, Smith 0.5)

INTERCEPTIONS: JAGUARS 1 (Davis 1) ; **TEXANS** 0

Attendance: 71,659 **Time:** 2:51 45 degrees

GAME 12 AT CLEVELAND

December 1, 2013 at FirstEnergy Stadium

	1	2	3	4		
JACKSONVILLE JAGUARS (3-9)	7	13	0	12	-	32
CLEVELAND BROWNS (4-8)	7	7	7	7	-	28

In a game that saw five lead changes and two thrilling touchdown passes in the closing minutes, the Jaguars fought back to claim their second straight win and third consecutive on the road, 32-28 in Cleveland. A turning point in the game was the second quarter, in which Jacksonville forced three straight turnovers and scored three straight times, turning a 14-7 deficit into a 20-14 halftime lead. Cleveland scored first on Willis McGahee's one-yard run on the Browns' first drive, and the Jaguars answered with an eight-play, 80-yard series capped by a Chad Henne-to-Clay Harbor 18-yard touchdown pass. A 21-yard pass from Brandon Weeden to Josh Gordon made it 14-7 Cleveland early in the second quarter, and after both teams punted twice the quarter got interesting. Johnathan Cyrien intercepted Weeden at the Cleveland 44 and returned it to the 17, setting up the first touchdown pass of Maurice Jones-Drew's career, covering eight yards to Mercedes Lewis and tying the score at 14-14. On Cleveland's next play Weeden was picked off again, this time by Dwayne Gratz. That set up a 44-yard field goal by Josh Scobee to give Jacksonville its first lead at 17-14. On the ensuing possession Cleveland turned the ball over again when Jason Babin sacked Weeden and forced a fumble which Sen'Derrick Marks returned to the Browns' 18-yard line with five seconds left in the half, setting up Scobee's 36-yard field goal that made it 20-14. When the second half began Cleveland regained the lead at 21-20 with a 10-play, 80-yard drive. That one-point margin was later erased when a high snap over Weeden's head, which he kicked out of the end zone, resulted in a safety and a 22-21 Jacksonville lead. Scobee's 25-yard field goal gave the Jaguars a 25-21 advantage with 4:14 remaining, but it was short-lived when on the next play Weeden hit Gordon with a 95-yard catch-and-run touchdown to put Cleveland ahead 28-25 with 3:54 left in the game. Henne methodically directed a nine-play, 80-yard series and capped with a 20-yard pass to Cecil Shorts in the corner of the end zone for a 32-28 lead with 40 seconds remaining. The Browns were unable to score before running out of time. Gordon finished with 10 receptions for 261 yards and two touchdowns to lead the Browns, but the Jaguars threw for three touchdowns and capitalized with 13 points on three turnovers in addition to the safety and three sacks.

TEAM	Q	TIME	SCORING PLAY	DRIVE
CLE	1	10:51	W. McGahee 1 yd. run (Cundiff kick)	3-47, 1:07
JAX	1	7:04	C. Harbor 18 yd. pass from C. Henne (Scobee kick)	8-80, 3:47
CLE	2	12:03	J. Gordon 21 yd. pass from B. Weeden (Cundiff kick)	11-92, 5:17
JAX	2	1:19	M. Lewis 8 yd. pass from M. Jones-Drew (Scobee kick)	3-17, 1:16
JAX	2	0:48	J. Scobee 44 yd. Field Goal	4-2, 0:26
JAX	2	0:00	J. Scobee 36 yd. Field Goal	1-0, 0:05
CLE	3	9:44	G. Little 4 yd. pass from B. Weeden (Cundiff kick)	10-80, 5:16
JAX	4	7:42	Penalty on B. Weeden enforced in endzone for a Safety	
JAX	4	4:14	J. Scobee 25 yd. Field Goal	7-36, 3:28
CLE	4	3:55	J. Gordon 95 yd. pass from B. Weeden (Cundiff kick)	1-95, 0:19
JAX	4	0:40	C. Shorts 20 yd. pass from C. Henne (Scobee kick)	9-80, 3:15

TEAM STATISTICS

	JAGUARS	BROWNS
First Downs (Run-Pass-Pen)	22 (7-13-2)	24 (9-13-2)
Total Yards-Plays-Avg.	314-72-4.4	439-73-6.0
Rushing Yards-Attempts-Avg.	112-29-3.9	97-30-3.2
Net Yards Passing (Sacked-Yds)	202 (2-1)	342 (3-28)
Att-Comp-Int	41-23-1	40-24-2
Third Down Conversions (Pct.)	7-16 (44%)	6-13 (46%)
Fourth Down Conversions (Pct.)	0-0 (0%)	1-1 (100%)
Punts-Avg.	7-43.7	4-39.5
Penalties-Yards	5-35	9-50
Time of Possession	30:36	29:24

INDIVIDUAL STATISTICS

JAGUARS RUSHING: Jones-Drew 23-77, Todman 5-31, Sanders 1-4
BROWNS RUSHING: McGahee 14-57 (1 TD), Ogbonnaya 7-20, Whittaker 7-15, Weeden 2-5

JAGUARS PASSING: Henne 22-40-195, 2 TD, 1 INT, Jones-Drew 1-1, 1 TD
BROWNS PASSING: Weeden 24-40-370, 3 TD, 2 INT

JAGUARS RECEIVING: Sanders 8-67, Shorts 6-64 (1 TD), Lewis 3-26 (1 TD), Harbor 2-23 (1 TD), Jones-Drew 2-4, Todman 1-12, Brown 1-7
BROWNS RECEIVING: Gordon 10-261 (2 TD), Cameron 4-43, Bess 3-28, Ogbonnaya 2-14, McGahee 2-14, Little 2-9 (1 TD), Whittaker 1-1

SACKS: JAGUARS 3 (Babin 1.5, Marks 1.0, Posluszny 0.5); **BROWNS** 2 (Rubin 1.0, Sheard 1.0)

INTERCEPTIONS: JAGUARS 2 (Cyrien 1, Gratz 1) ; **BROWNS** 1 (Haden 1)

Attendance: 69,654 **Time:** 3:16 40 degrees



GAME SUMMARIES



GAME 13 VS. HOUSTON

December 5, 2013 at EverBank Field

	1	2	3	4	
JACKSONVILLE JAGUARS (4-9)	7	10	7	3	- 27
HOUSTON TEXANS (2-10)	0	7	10	3	- 20

Claiming their third consecutive victory and first home win of the season, the Jaguars downed Houston 27-20 for their third division win in four weeks and first sweep of the Texans since 2009. In their only prime time game the Jaguars relied on a fast start for a 14-0 lead, their largest of the season. Maurice Jones-Drew turned in his first 100-yard rushing game of the year and the defense got three sacks and two interceptions to improve to 4-9 with four wins in five weeks. For the fourth time in those five weeks the Jaguars scored a touchdown on their opening possession, with Chad Henne driving the offense 80 yards in 13 plays and hitting Mercedes Lewis with a one-yard scoring pass. While the defense forced Houston to punt on its first three possessions, the Jaguars scored again to make it 14-0 on their third series, which covered 86 yards in just four plays including two Houston penalties, ending with a six-yard catch by Cecil Shorts in the end zone. The Texans scored in the final two minutes of the first half on a Case Keenum-to-Keshawn Martin pass, but on their next possession Keenum was intercepted by Alan Ball. That turnover led to a Josh Scobee 40-yard field goal to give Jacksonville a 17-7 halftime lead. A Texans field goal in the third period was followed by an Ace Sanders touchdown pass to Jordan Todman, giving Jacksonville a two-touchdown lead at 24-10. Late in the third quarter Matt Schaub replaced Keenum and he promptly marched the Texans 76 yards in seven plays, with his five-yard touchdown pass to Garrett Graham narrowing the lead to seven at 24-17. Randy Bullock's second field goal got Houston closer early in the fourth period and on their next series the Texans threatened, using 14 plays to move 67 yards to the Jacksonville 12-yard line, but a failed fourth-down play ended the possession. Houston got the ball back with 2:21 remaining and no timeouts, but Schaub was intercepted by Geno Hayes to set up Scobee's 39-yard field goal for a 27-20 lead with 20 second left. Ryan Davis sacked Schaub on Houston's next play to end the game. The Jaguars rushed for a season-high 149 yards, including Jones-Drew's 103 with a 48-yard run. Andre Johnson, who was held to two catches earlier by the Jaguars defense, finished with 13 receptions for 154 yards but no touchdowns. Houston was penalized 14 times for 177 yards including 10 for 115 in the first half.

TEAM	Q	TIME	SCORING PLAY	DRIVE
JAX	1	8:48	M. Lewis 1 yd. pass from C. Henne (Scobee kick)	13-80, 6:12
JAX	2	13:41	C. Shorts 6 yd. pass from C. Henne (Scobee kick)	4-86, 1:30
HOU	2	1:53	K. Martin 8 yd. pass from C. Keenum (Bullock kick)	12-91, 6:57
JAX	2	0:03	J. Scobee 40 yd. Field Goal	6-37, 0:51
HOU	3	8:29	R. Bullock 34 yd. Field Goal	5-30, 1:20
JAX	3	6:12	J. Todman 21 yd. pass from Ace Sanders (Scobee kick)	6-88, 2:17
HOU	3	1:08	G. Graham 5 yd. pass from M. Schaub (Bullock kick)	7-76, 3:02
HOU	4	11:31	R. Bullock 31 yd. Field Goal	11-55, 3:21
JAX	4	0:25	J. Scobee 39 yd. Field Goal	4-0, 1:43

TEAM STATISTICS

	JAGUARS	TEXANS
First Downs (Run-Pass-Pen)	18 (4-7-7)	23 (3-19-1)
Total Yards-Plays-Avg.	281-57-4.9	406-80-5.1
Rushing Yards-Attempts-Avg.	149-28-5.3	83-19-4.4
Net Yards Passing (Sacked-Yds)	132 (1-6)	323 (3-34)
Att-Comp-Int	28-13-0	58-33-2
Third Down Conversions (Pct.)	4-14 (29%)	8-17 (47%)
Fourth Down Conversions (Pct.)	0-0 (0%)	1-2 (50%)
Punts-Avg.	8-42.6	5-43.8
Fumbles-Lost	0-0	1-0
Penalties-Yards	8-57	14-177
Time of Possession	24:38	35:22

INDIVIDUAL STATISTICS

JAGUARS RUSHING: Jones-Drew 14-103, Henne 4-33, Todman 7-14, Sanders 1-0, Robinson 2- (-1)

TEXANS RUSHING: Tate 14-53, Keenum 1-13, D. Johnson 3-10, Schaub 1-7

JAGUARS PASSING: Henne 12-27-117, 2 TD, Sanders 1-1-1, 1 TD

TEXANS PASSING: Schaub 17-29-198, 1 TD, 1 INT, Keenum 16-29-159, 1 TD, 1 INT

JAGUARS RECEIVING: Sanders 3-26, Brown 3-16, Lewis 2-42 (1 TD), Jones-Drew 2-20, Shorts 2-13 (1 TD), Todman 1-21 (1 TD)

TEXANS RECEIVING: A. Johnson 13-154, Graham 8-73 (1 TD), Martin 4-28 (1 TD), Hopkins 3-76, Tate 2-3, Griffin 1-10, Posey 1-9, D. Johnson 1-4

SACKS: JAGUARS 3 (Babin 1.0, Davis 1.0, Branch 1.0) ; TEXANS 1 (Reed 1.0)

INTERCEPTIONS: JAGUARS 2 (Ball 1, Hayes 1) ; TEXANS 0

Attendance: 60,414

Time: 3:18

72 degrees

GAME 14 VS. BUFFALO

December 15, 2013 at EverBank Field

	1	2	3	4	
JACKSONVILLE JAGUARS (4-10)	3	7	3	7	- 20
BUFFALO BILLS (5-9)	3	17	0	7	- 27

An ominous beginning portended a loss in which the Jaguars committed a season-high four turnovers, falling at home to the Bills 27-20. On the third play of the game Chad Henne was intercepted by Aaron Williams, and the 34-yard return set up Buffalo at the Jacksonville 25. The defense held the Bills to a field goal, which is what the Jaguars got after their first takeaway two series later following Geno Hayes' interception and 28-yard return to the Buffalo 33. The second quarter saw four scores with Henne throwing to Ace Sanders for a 12-yard touchdown, matched by EJ Manuel's seven-yard scoring pass to Robert Woods, capping a 94-yard drive, to make it 10-10 midway through the period. Buffalo took a 17-10 lead on its next possession on a Manuel eight-yard run, and after a Mike Brown fumble the Bills added a 40-yard field goal for a 20-10 halftime lead after scoring on three consecutive possessions to end the half. The second half began like the first for Jacksonville, with a turnover, when Denard Robinson ran 24 yards to the Buffalo one-yard line before fumbling into the end zone for a touchback. After forcing a Buffalo punt the Jaguars got within seven points on Josh Scobee's 55-yard field goal, his longest of the season. The Jaguars defense got its second takeaway on the Bills' next series when Winston Guy sacked Manuel and forced a fumble, which Sen'Derrick Marks recovered. The 55-yard drive capped by a 13-yard catch by Mercedes Lewis tied the score at 20-20 a minute into the fourth quarter. But the Bills quickly answered, marching 80 yards in nine plays to take a 27-20 lead on Manuel's one-yard toss to Frank Summers with 9:35 remaining in the game. The Jaguars responded, driving 75 yards in 15 plays to the Buffalo five-yard line. On third-and-goal Henne threw into the end zone but was picked off by Stephon Gilmore with 3:15 left. The Bills stopped the Jaguars on four downs on their final possession to seal the win. Jordan Todman, replacing the injured Maurice Jones-Drew, made his first career start and recorded his first 100-yard game with 109 yards on 25 carries and 44 yards on four receptions. Henne turned in his third straight game with multiple touchdown passes, and Mercedes Lewis had his third straight game with a touchdown catch. The Jaguars were without four starters, with Cecil Shorts III, Will Rackley and Johnathan Cyprien joining Jones-Drew on the sidelines.

TEAM	Q	TIME	SCORING PLAY	DRIVE
BUF	1	13:10	D. Carpenter 42 yd. Field Goal	4-1, 0:48
JAX	1	8:07	J. Scobee 32 yd. Field Goal	6-19, 1:48
JAX	2	14:54	A. Sanders 12 yd. pass from C. Henne (Scobee kick)	10-56, 3:33
BUF	2	7:07	R. Woods 7 yd. pass from E. Manuel (Carpenter kick)	9-94, 4:05
BUF	2	2:14	E. Manuel 8 yd. run (Carpenter kick)	8-72, 3:27
BUF	2	0:00	D. Carpenter 40 yd. Field Goal	3-39, 0:26
JAX	3	4:43	J. Scobee 55 yd. Field Goal	6-39, 2:05
JAX	4	13:50	M. Lewis 13 yd. pass from C. Henne (Scobee kick)	7-55, 2:25
BUF	4	9:35	F. Summers 1 yd. pass from E. Manuel (Carpenter kick)	9-80, 4:15

TEAM STATISTICS

	JAGUARS	BILLS
First Downs (Run-Pass-Pen)	22 (9-11-2)	25 (12-10-3)
Total Yards-Plays-Avg.	354-72-4.9	366-72-5.1
Rushing Yards-Attempts-Avg.	159-31-5.1	198-44-4.5
Net Yards Passing (Sacked-Yds)	195 (5-42)	168 (4-25)
Att-Comp-Int	36-21-2	24-17-1
Third Down Conversions (Pct.)	8-15 (53%)	5-13 (38%)
Fourth Down Conversions (Pct.)	0-1 (0%)	0-0 (0%)
Punts-Avg.	3-45.3	4-45.0
Fumbles-Lost	3-2	2-1
Penalties-Yards	6-80	7-67
Time of Possession	27:25	32:35

INDIVIDUAL STATISTICS

JAGUARS RUSHING: Todman 25-109, Robinson 2-28, Henne 4-22

BILLS RUSHING: Jackson 17-80, Spiller 13-67, Manuel 10-37, 1 TD, Summers 4-14

JAGUARS PASSING: Henne 21-36-237, 2 TD, 2 INT

BILLS PASSING: Manuel 17-24-193, 2 TD, 1 INT

JAGUARS RECEIVING: Lewis 4-54 (1 TD), Todman 4-44, Taylor 4-42, Harbor 3-52, Brown 3-20, Sanders 2-17 (1 TD), Ebert 1-8

BILLS RECEIVING: Woods 5-82 (1 TD), Chandler 5-54, Summers 3-16 (1 TD), Gragg 1-28, Jackson 1-8, Johnson 1-4, Spiller 1-1

SACKS: JAGUARS 4 (Posluszny 1.0, Guy 1.0, Marks 1.0, Branch 1.0); BILLS 5 (K. Williams 1.5, Robey 1.0, Lawson 1.0, Hughes 1.0, Dareus 0.5)

INTERCEPTIONS: JAGUARS 1 (Hayes 1) ; BILLS 2 (A. Williams 1, Gilmore 1)

Attendance: 60,085

Time: 3:03

60 degrees



GAME SUMMARIES



GAME 15 VS. TENNESSEE

December 22, 2013 at EverBank Field

	1	2	3	4		
JACKSONVILLE JAGUARS (4-11)	7	7	6	3	-	16
TENNESSEE TITANS (6-9)	3	3	7	7	-	20

Closing out the home portion of their schedule in what would be the final home game of veteran center Brad Meester's 14-year career, the Jaguars built a 16-6 lead before consecutive touchdown drives by Tennessee in the second half led to a 20-16 loss to the Titans. Tennessee ran for 182 yards, with Shonn Greene pounding out 91 and Chris Johnson 90, and Ryan Fitzpatrick threw for 181. The Titans scored on their second possession, a 64-yard drive that set up Rob Bironas' 45-yard field goal, but the Jaguars answered on the ensuing series going 80 yards in nine plays to take a 7-3 lead on Mercedes Lewis' four-yard catch. Tennessee got within 7-6 on Bironas' 52-yard field goal with 1:55 left in the second quarter, and once again the Jaguars responded on their next drive when Chad Henne's second touchdown pass was complete for seven yards to Mike Brown. The Titans' Bernard Pollard blocked the extra point try, costing the Jaguars a valuable point and leaving them with a 13-6 halftime lead. Josh Scobee capped their first possession of the second half with a 36-yard field goal to give the Jaguars their largest lead of the day at 16-6. Tennessee, however, then took control of the game with back-to-back touchdowns drives. An 11-play, 80-yard series was capped by Green's one-yard plunge, and after forcing a Jaguars punt the Titans drove 73 yards and took a 20-16 lead on Nate Washington's 30-yard scoring reception. The Jaguars' remaining possessions ended in a punt, a failed fourth-down attempt and an interception. They began their final series with 1:08 remaining and no timeouts and needing to drive 80 yards because of the four-point deficit. The teams combined for a total of just seven punts along with seven fourth-down conversion attempts, with Tennessee converting three of four and the Jaguars making one of three, and each team converted only three third-down plays on the day. Lewis posted his fourth straight game with a TD reception to tie the franchise record, while Henne turned in his fourth consecutive game with multiple touchdown passes. Andre Branch got one of the Jaguars' three sacks, marking his third straight game with a sack. Maurice Jones-Drew ran for 45 yards and became the 46th player in NFL history to rush for 8,000 yards.

TEAM	Q	TIME	SCORING PLAY	DRIVE
TEN	1	9:05	R. Bironas 45 yd. Field Goal	7-64, 3:46
JAX	1	4:45	M. Lewis 4 yd. pass from C. Henne (Scobee kick)	9-80, 4:20
TEN	2	1:55	R. Bironas 52 yd. Field Goal	11-32, 5:11
JAX	2	0:43	M. Brown 7 yd. pass from C. Henne (kick blocked)	7-60, 1:12
JAX	3	9:22	J. Scobee 36 yd. Field Goal	8-17, 4:25
TEN	3	4:01	S. Greene 1 yd. run (made PAT)	11-80, 5:21
TEN	4	14:25	N. Washington 30 yd. pass from R. Fitzpatrick (Bironas kick)	9-73, 3:47

TEAM STATISTICS

	JAGUARS	TITANS
First Downs (Run-Pass-Pen)	15 (4-11-0)	22 (10-10-2)
Total Yards-Plays-Avg.	286-57-5.1	346-73-4.7
Rushing Yards-Attempts-Avg.	63-21-3.0	182-44-4.1
Net Yards Passing (Sacked-Yds)	226 (2-11)	164 (3-17)
Att-Comp-Int	34-24-1	26-17-1
Third Down Conversions (Pct.)	3-11 (27%)	3-13 (23%)
Fourth Down Conversions (Pct.)	1-3 (33%)	3-4 (75%)
Punts-Avg.	4-45.5	3-46.7
Fumbles-Lost	0-0	0-0
Penalties-Yards	4-15	1-4
Time of Possession	24:21	35:39

INDIVIDUAL STATISTICS

JAGUARS RUSHING: Jones-Drew 13-45, Robinson 1-11, Todman 6-6, Henne 1-1

TITANS RUSHING: Greene 19-91 (1 TD), Johnson 22-90, Fitzpatrick 3-1

JAGUARS PASSING: Henne 24-34-237, 2 TD, 1 INT

TITANS PASSING: Fitzpatrick 17-26-181, 1 TD

JAGUARS RECEIVING: Brown 5-71 (1 TD), Lewis 4-50 (1 TD), Taylor 4-45, Jones-Drew 4-24, Sanders 4-20, Thomas 1-13, Meester 1-9, Todman 1-5

TITANS RECEIVING: Washington 6-117 (1 TD), Walker 4-35, Wright 4-22, Battle 1-4, Johnson 1-3, Greene 1-0

SACKS: JAGUARS 3 (Branch 1.0, Babin 1.0, Posluszny 0.5, Jones 0.5); **TITANS** 2 (Morgan 1.0, Wimbley 1.0)

INTERCEPTIONS: JAGUARS 1 (Ball) ; **TITANS** 1 (Wilson)

Attendance: 60,559 **Time:** 2:51 79 degrees

GAME 16 AT INDIANAPOLIS

December 29, 2013 at Lucas Oil Stadium

	1	2	3	4		
JACKSONVILLE JAGUARS (4-12)	0	3	0	7	-	10
INDIANAPOLIS COLTS (11-5)	17	3	7	3	-	30

Closing the season on the road against the AFC South Champion Colts, the Jaguars fell behind quickly and were unable to find the end zone until their final play of the game in a 30-10 loss. A rare Maurice Jones-Drew lost fumble, his first in 525 carries dating to 2011, on the third play of the game set up the Colts at the Jacksonville 42-yard line and led to a Donald Brown one-yard scoring run. After forcing a three-and-out the Colts marched again, going 54 yards for a two-yard touchdown run by Trent Richardson which made it 14-0 just 7:30 into the game. Another Jacksonville three-and-out gave the Colts the ball at their own 22, from where they drove 74 yards to the Jacksonville four-yard line before having to settle for an Adam Vinatieri field goal for a 17-0 lead late in the first quarter. The Jaguars finally scored three minutes into the second period on Josh Scobee's 37-yard field goal. Near the end of the first half Chad Henne was intercepted by Antoine Bethea up the Colts' 15 and his 46-yard return set up the Colts at the Jacksonville 39. On the final play of the half Indianapolis took a 20-3 lead on Vinatieri's 26-yard field goal. The Colts extended their lead to 27-3 on their first possession of the second half on Andrew Luck's seven-yard pass to Griff Whalen, capping an 80-yard drive. Midway through the fourth quarter Vinatieri kicked his third field goal of the day for a 30-3 advantage. The Jaguars' final possession of the season began at their own nine-yard line with 1:52 remaining in the game, and Henne marched the offense 91 yards in nine plays, connecting with Kerry Taylor for a 14-yard touchdown on the final snap. T.Y. Hilton finished with 11 receptions for 155 yards for the Colts, while Vinatieri became the fifth-leading scorer in NFL history and Robert Mathis took over the NFL lead with his two sacks giving him a league-best 19.5 for the year. The Jaguars finished at 4-12, turning in a 4-4 second half after an 0-8 start.

TEAM	Q	TIME	SCORING PLAY	DRIVE
IND	1	10:45	D. Brown 1 yd. run (Vinatieri kick)	8-42, 3:08
IND	1	7:30	T. Richardson 2 yd. run (Vinatieri kick)	7-54, 2:20
IND	1	1:22	A. Vinatieri 23 yd. Field Goal	12-74, 4:27
JAX	2	11:55	J. Scobee 37 yd. Field Goal	11-41, 4:27
IND	2	0:00	A. Vinatieri 26 yd. Field Goal	6-31, 0:53
IND	3	10:39	G. Whalen 7 yd. pass from A. Luck (Vinatieri kick)	7-80, 4:21
IND	4	8:00	A. Vinatieri 39 yd. Field Goal	7-43, 3:49
JAX	4	0:16	K. Taylor 14 yd. pass from C. Henne (Scobee kick)	9-91, 1:36

TEAM STATISTICS

	JAGUARS	COLTS
First Downs (Run-Pass-Pen)	19 (2-17-0)	23 (4-17-2)
Total Yards-Plays-Avg.	350-70-5.0	379-70-5.4
Rushing Yards-Attempts-Avg.	42-16-2.6	80-28-2.9
Net Yards Passing (Sacked-Yds)	308 (3-23)	299 (1-8)
Att-Comp-Int	51-30-1	41-29-0
Third Down Conversions (Pct.)	3-14 (21%)	8-16 (50%)
Fourth Down Conversions (Pct.)	3-5 (60%)	1-1 (100%)
Punts-Avg.	5-46.0	5-47.4
Fumbles-Lost	1-1	2-0
Penalties-Yards	5-50	2-10
Time of Possession	26:20	33:40

INDIVIDUAL STATISTICS

JAGUARS RUSHING: Jones-Drew 13-39, Todman 2-3

COLTS RUSHING: Brown 12-31 (1 TD), Richardson 8-25 (1 TD), Choice 5-18, Luck 2-7, Hasselbeck 1 (-1)

JAGUARS PASSING: Henne 30-51-331, 1 TD, 1 INT

COLTS PASSING: Luck 26-37-282, 1 TD, Hasselbeck 3-4-25

JAGUARS RECEIVING: Taylor 8-75 (1 TD), Sanders 6-50, Jones-Drew 5-51, Lewis 3-70, Brown 3-43, Harbor 2-11, Thomas 1-18, Todman 1-12, Noble 1-1

COLTS RECEIVING: Hilton 11-155, Whalen 4-32 (1 TD), Brown 3-4, Rogers 2-20, Havili 2-18, Richardson 2-17, Fleener 1-25, Saunders 1-18, Brazill 1-11, Choice 1-5, Doyle 1-2

SACKS: JAGUARS 1 (Babin 1.0); **COLTS** 3 (Mathis 2.0, Freeman 1.0)

INTERCEPTIONS: JAGUARS 0 ; **COLTS** 1 (Bethea)

Attendance: 66,008 **Time:** 2:50 43 degrees

JAGUARS 2013 DRIVE CHART

Week 1 – Sept. 8 vs. Kansas City Chiefs

JAX	Start	Plys	Yds	End	Deep	Result	KC	Start	Plys	Yds	End	Deep	Result
1.	J20	3	7	J27	J27	Punt	1.	KC22	3	3	KC25	KC25	Punt (Blk-safety)
2.	J26	3	-7	J19	J26	Punt	2.	<u>J24</u>	3	24	EZ	J 5*#	Touchdown
3.	J20	3	1	J21	J21	Punt	3.	KC32	6	17	KC49	KC49	Punt
4.	J20	5	13	J33	J33	Interception	4.	<u>J21</u>	2	21	EZ	J 3*#	Touchdown
5.	J20	3	-2	J18	J23	Punt	5.	KC24	6	10	KC34	KC44	Punt
6.	J19	3	1	J20	J20	Punt	6.	<u>KC43</u>	8	57	EZ	J 2*#	Touchdown
7.	J19	4	16	J35	J35	Punt	7.	<u>KC17</u>	6	21	KC38	KC38	Punt
8.	J19	6	5	J31	J36	End of half	8.	KC20	5	34	J46	J46	Punt
9.	J14	4	-5	J 9	J24	Punt	9.	KC32	5	22	J46	J46	Punt
10.	J 9	3	-3	J 6	J11	Punt	10.	J46	3	6	J40	J40	Punt
11.	J20	3	7	J27	J27	Punt	11.	KC35	7	25	J40	J38	Punt
12.	J12	3	0	J12	J12	Interception (ret.-TD)	12.	KC15	3	3	KC18	KC18	Punt
13.	J20	6	12	J32	J32	Punt	13.	KC20	4	33	J47	J47	Punt
14.	J24	8	26	50	KC49	Punt	14.	KC 3	2	-2	KC2	KC3	End of game
15.	J20	13	77	KC 3	KC 3*#	Failed 4 th down							

Week 2 – Sept. 15 at Oakland Raiders

JAX	Start	Plys	Yds	End	Deep	Result	OAK	Start	Plys	Yds	End	Deep	Result
1.	J20	3	0	J20	J20	Punt	1.	J38	5	38	EZ	J11*	Touchdown
2.	J14	6	24	J38	J38	Punt	2.	O18	3	2	O20	O20	Punt
3.	J37	8	22	O41	O40	Punt	3.	O16	5	18	O34	O34	Punt
4.	<u>J13</u>	15	78	O 9	O 3*#	Field goal	4.	O20	7	63	J17	J17*	Missed field goal
5.	J25	3	-5	J20	J29	Punt	5.	<u>O29</u>	10	44	J27	J27	Field goal
6.	J29	3	3	J32	J32	Punt	6.	O19	12	69	J12	J12*	Field goal
7.	J33	3	-12	J21	J24	Punt	7.	O11	3	-1	O10	O17	Punt
8.	J20	3	4	J24	J24	Punt	8.	O47	7	43	J10	J10*	Field goal
9.	J19	3	-3	J16	J23	Punt	9.	O38	10	52	J10	J10*	Field goal
10.	O49	6	49	EZ	O13*	Touchdown	10.	O23	1	26	O23	O23	Fumble
11.	J20	10	56	O30	O30	End of game	11.	J45	3	1	J44	J44	Punt

Week 3 – Sept. 22 at Seattle Seahawks

JAX	Start	Plys	Yds	End	Deep	Result	SEA	Start	Plys	Yds	End	Deep	Result
1.	J25	3	2	J27	J27	Punt	1.	S18	3	6	S24	S24	Punt
2.	J24	3	-1	J23	J24	Punt	2.	<u>S29</u>	7	71	EZ	J 1*#	Touchdown
3.	J17	3	-11	J 6	J17	Punt	3.	S47	5	16	J37	J29	Punt
4.	J20	3	-3	J17	J25	Punt	4.	J40	6	40	EZ	J 4*#	Touchdown
5.	J20	8	27	J47	J47	Punt	5.	J47	5	44	J 3	J 1*#	Field goal
6.	S44	7	26	S18	S18*	Interception	6.	S13	7	29	S42	S42	Fumble
7.	J20	1	6	J20	J20	End of half	7.	<u>S21</u>	5	79	EZ	J11*	Touchdown
8.	J20	4	12	J32	J32	Fumble	8.	J33	3	33	EZ	J23	Touchdown
9.	J20	8	38	S42	S42	Punt	9.	S 2	3	5	S 7	S 7	Interception
10.	<u>S 2</u>	2	2	EZ	S 2*#	Touchdown	10.	S20	3	0	S20	S20	Punt
11.	J16	3	-6	J10	J19	Punt	11.	S24	5	58	EZ	J35	Touchdown
12.	J20	5	65	S15	S15*	Field goal	12.	S21	5	13	S34	S36	Punt
13.	J48	9	52	EZ	S 3*#	Touchdown	13.	S20	5	80	EZ	J 5*#	Touchdown
14.	J27	8	59	S14	S14*	Interception	14.	S44	6	20	J34	J34	End of game

Week 4 – Sept. 29 vs. Indianapolis Colts

JAX	Start	Plys	Yds	End	Deep	Result	IND	Start	Plys	Yds	End	Deep	Result
1.	J20	4	16	J36	J36	Interception	1.	I21	5	22	I43	I43	Punt
2.	I41	4	6	I35	I35	Field goal	2.	I32	2	3	I35	I35	Interception
3.	J20	5	-4	J16	J21	Punt	3.	I20	4	20	I40	I40	Punt
4.	J20	5	14	J34	J34	Interception (ret.-TD)	4.	I42	11	54	J 4*#	J 4*#	Field goal
5.	J20	3	9	J29	J29	Punt	5.	I19	6	81	EZ	J 1*#	Touchdown
6.	J20	3	5	J25	J25	Punt	6.	I28	10	44	J28	J15*	Field goal
7.	J20	3	3	J23	J23	Punt	7.	I30	4	19	I49	I49	End of half
8.	J22	3	3	J25	J25	Punt	8.	I37	2	63	EZ	J31	Touchdown
9.	J21	3	-2	J19	J24	Punt	9.	I28	12	72	EZ	J 5*#	Touchdown
10.	J20	11	76	I 4	I 2*#	Failed 4 th down	10.	I 4	10	42	I46	I46	Punt
11.	J23	2	16	J39	J39	Interception	11.	J47	7	37	EZ	J10*	Field goal
12.	J11	9	66	I35	I35	End of game							

Underlined = last drive of half; * = Inside the 20; # = Goal-to-go; @ = Overtime possession

Week 5 – Oct. 6 at St. Louis Rams

JAX	Start	Plys	Yds	End	Deep	Result	STL	Start	Plys	Yds	End	Deep	Result
1.	J20	3	0	J20	J20	Punt	1.	S23	3	9	S32	S32	Punt
2.	J 7	4	93	EZ	J33	Touchdown	2.	S20	6	18	S38	S39	Punt
3.	J42	3	3	J45	J45	Punt	3.	S14	3	-4	S10	S14	Punt
4.	J43	3	10	S47	S47	Interception (ret.-TD)	4.	S20	8	66	J14	J14*	Field goal
5.	J20	7	50	S30	S30	Field goal	5.	J16	1	16	EZ	J16*	Touchdown
6.	J29	2	6	J29	J29	Fumble	6.	S42	3	8	50	50	Punt
7.	J20	3	-5	J15	J20	Punt	7.	S10	12	90	EZ	J 4*#	Touchdown
8.	J 1	4	32	J33	J33	Punt	8.	S27	3	3	S30	S30	Punt
9.	J24	1	9	J24	J24	End of half	9.	S20	6	11	S31	S31	Punt
10.	S25	8	23	S 2	S 2*#	Interception	10.	S15	3	9	S24	S24	Punt
11.	J22	3	5	J27	J27	Punt	11.	S16	10	65	J19	J19*	Field goal
12.	J31	7	53	S16	S16*	Field goal	12.	S20	8	80	EZ	J31	Touchdown
13.	J20	12	80	EZ	S 4*#	Touchdown	13.	J27	8	20	J 6	J 4*	End of game
14.	J20	4	7	J27	J27	Failed 4 th down							

Week 6 – Oct. 13 at Denver Broncos

JAX	Start	Plys	Yds	End	Deep	Result	DEN	Start	Plys	Yds	End	Deep	Result
1.	J20	4	7	J26	J26	Failed 4 th down	1.	J27	6	27	EZ	J 3*#	Touchdown
2.	J20	6	32	D48	D48	Punt	2.	D 5	12	95	EZ	J20	Touchdown
3.	J20	10	48	D32	D32	Field goal	3.	D20	3	1	D21	D21	Punt
4.	J35	3	8	J43	J44	Punt	4.	D 9	5	31	D40	D40	Fumble
5.	D40	8	28	D12	D 4*#	Field goal	5.	D20	3	7	D27	D27	Punt
6.	J30	9	28	D28	D28	Failed 4 th down	6.	D42	3	3	D45	D45	Interception (ret.-TD)
7.	J20	9	80	EZ	D 5*#	Touchdown	7.	D20	2	1	D20	D20	End of half
8.	J20	3	-13	J 7	J20	Punt	8.	D20	8	80	EZ	J 1*#	Touchdown
9.	J 6	5	32	J38	J38	Interception	9.	D20	8	80	EZ	J 8*	Touchdown
10.	J20	12	69	D11	D11*	Failed 4 th down	10.	D40	8	54	J 4	J 4*#	Fumble
11.	J36	4	14	50	50	Interception	11.	J41	5	41	EZ	J 3*#	Touchdown
							12.	D11	6	13	D24	D24	Punt
							13.	D45	2	-2	D44	D45	End of game

Week 7 – Oct. 20 vs. San Diego Chargers

JAX	Start	Plys	Yds	End	Deep	Result	SD	Start	Plys	Yds	End	Deep	Result
1.	J28	7	29	SD43	SD24	Punt	1.	SD20	13	80	EZ	J 2*#	Touchdown
2.	J20	18	68	SD12	SD12*	Field goal	2.	SD20	10	80	EZ	J27	Touchdown
3.	J20	4	7	J27	J28	Punt	3.	SD20	13	79	J 1	J 1*#	End of half
4.	J20	8	75	J 5	J 5*#	Field goal	4.	SD19	10	79	J 2	J 2*	Field goal
5.	J31	3	3	J34	J34	Punt	5.	SD16	10	84	EZ	J 3*#	Touchdown
6.	J23	6	55	SD22	SD22	Failed 4 th down	6.	SD24	3	6	SD30	SD30	Punt
7.	J43	3	12	SD45	SD45	Interception	7.	SD23	3	-9	SD14	SD31	Punt
8.	J 3	12	81	SD 7	SD 7*#	Failed 4 th down	8.	SD49	3	4	J47	J47	Punt
							9.	SD16	3	-3	SD14	SD16	End of game

Week 8 – Oct. 27 vs. San Francisco 49ers in London

JAX	Start	Plys	Yds	End	Deep	Result	SF	Start	Plys	Yds	End	Deep	Result
1.	J 9	9	42	SF49	SF49	Punt	1.	SF24	8	76	EZ	J19*	Touchdown
2.	J21	3	4	J25	J25	Punt	2.	SF20	8	80	EZ	J12*	Touchdown
3.	J12	3	4	J16	J18	Punt	3.	SF28	10	72	EZ	J 2*#	Touchdown
4.	J39	3	6	J45	J45	Punt	4.	SF37	6	63	EZ	J 9*	Touchdown
5.	J20	12	60	SF20	SF20	Field goal	5.	SF27	5	8	SF35	SF35	Punt
6.	J16	15	78	SF 6	SF 6*#	Failed 4 th down	6.	SF 3	1	-1	SF 3	SF 3	End of half
7.	SF28	3	28	EZ	SF28	Touchdown	7.	SF 6	5	22	SF34	SF34	Fumble
8.	J23	6	22	J39	J39	Fumble (ret.-TD)	8.	SF46	4	54	EZ	J 2*#	Touchdown
9.	J23	17	74	SF 4	SF 4*#	Failed 4 th down	9.	SF 3	6	60	J39	J39	End of game

Underlined = last drive of half; * = Inside the 20; # = Goal-to-go; @ = Overtime possession

Week 10 – Nov. 10 at Tennessee Titans

JAX	Start	Plys	Yds	End	Deep	Result	TEN	Start	Plys	Yds	End	Deep	Result
1.	T19	3	19	EZ	T 6*#	Touchdown	1.	T15	1	4	T15	T15	Fumble
2.	T48	3	4	T44	T44	Punt	2.	T12	3	1	T13	T13	Punt
3.	J36	8	50	T14	T11*	Field goal	3.	T11	3	9	T20	T20	Punt
4.	J31	5	18	J49	T48	Punt	4.	T20	3	5	T25	T29	Punt
5.	T45	7	19	T26	T24	Field goal	5.	T14	5	20	T34	T37	Interception
6.	J30	1	0	J30	J30	Interception	6.	T25	3	8	T33	T33	Punt
7.	J17	3	-6	J11	J24	Punt	7.	J34	5	17	J16	J16*	Fumble
8.	J20	2	7	J12	J21	End of half	8.	T48	8	52	EZ	J 9*	Touchdown
9.	J21	8	79	EZ	T 5*#	Touchdown	9.	T20	11	59	J21	J16*	Field goal
10.	J34	4	19	T47	T47	Punt	10.	T20	5	19	T39	T39	Punt
11.	J 8	1	-4	J 4	J 8	Interception	11.	J26	4	7	J19	J19*	Field goal
12.	J42	6	15	T43	T39	Punt	12.	T 1	1	-1	T 1	T 1	Safety
13.	J30	3	6	J36	J36	Punt	13.	T28	5	72	EZ	J 4*#	Touchdown
14.	J20	3	-2	J18	J20	Punt	14.	T29	3	-8	T30	T30	Fumble (ret.-TD)
15.	T47	1	-1	T47	T47	End of game	15.	T18	12	82	EZ	J14*	Touchdown

Week 11 – Nov. 17 vs. Arizona Cardinals

JAX	Start	Plys	Yds	End	Deep	Result	ARZ	Start	Plys	Yds	End	Deep	Result
1.	J29	4	71	EZ	J38	Touchdown	1.	A20	10	80	EZ	J14*	Touchdown
2.	A46	7	46	EZ	A 1*#	Touchdown	2.	A20	9	25	A45	A48	Punt
3.	J 9	5	23	J32	J37	Punt	3.	A20	3	6	A26	A26	Punt
4.	J40	3	6	J46	J46	Punt	4.	A 3	7	27	A30	A30	Punt
5.	J24	3	-2	J22	J28	Punt	5.	A30	5	70	EZ	J 5*#	Touchdown
6.	J24	3	8	J32	J32	Punt	6.	A16	3	-6	A10	A16	Punt
7.	A42	1	0	A42	A42	Missed field goal	7.	A20	9	77	J 3	J 3*#	Field goal
8.	J20	4	21	J41	J41	Punt	8.	A 9	3	91	EZ	A 9	Touchdown
9.	J20	6	38	A42	A42	Punt	9.	A10	3	-1	A 9	A10	Punt
10.	A42	3	-1	A43	A36	Punt	10.	A 2	5	5	A 7	A14	Punt
11.	50	5	3	A47	A42	Punt	11.	A10	3	7	A17	A17	Punt
12.	J42	1	-10	J32	J42	Interception	12.	J22	5	8	J14	J 4*	Field goal
13.	J23	10	45	A32	A32	Failed 4 th down	13.	A33	3	5	A38	A38	Punt
14.	J27	6	13	J40	J40	Interception	14.	J44	3	-3	J46	J44	End of game

Week 12 – Nov. 24 at Houston Texans

JAX	Start	Plys	Yds	End	Deep	Result	HOU	Start	Plys	Yds	End	Deep	Result
1.	J25	10	75	EZ	H 1*#	Touchdown	1.	H19	6	6	H25	H47	Punt
2.	J34	6	21	H45	H42	Punt	2.	H17	3	7	H24	H24	Punt
3.	J30	6	20	50	50	Punt	3.	H16	3	6	H22	H22	Punt
4.	J25	3	-18	J 7	J25	Punt	4.	50	3	7	J43	J43	Punt
5.	J15	7	73	H12	H12*	Field goal	5.	H20	3	0	H20	H20	Punt
6.	J40	4	14	H46	H39	Punt	6.	H20	9	49	J31	J31	Field goal
7.	J20	1	6	J20	J20	End of half	7.	H15	13	83	J 2	J 2*#	Field goal
8.	J20	13	49	H31	H27	Blocked field goal	8.	J49	4	9	J40	J40	Failed 4 th down
9.	J40	3	5	J45	J45	Punt	9.	H25	3	9	H34	H34	Punt
10.	J23	8	42	H35	H27	Field goal	10.	H 7	5	18	H25	H25	Punt
11.	J26	6	15	J41	J41	Punt	11.	H20	7	39	J41	J41	Interception
12.	J44	1	-2	J44	J44	End of game							

Week 13 – Dec. 1 at Cleveland Browns

JAX	Start	Plys	Yds	End	Deep	Result	CLE	Start	Plys	Yds	End	Deep	Result
1.	J20	5	18	J38	J38	Punt	1.	J47	3	47	EZ	J 1*#	Touchdown
2.	J20	8	80	EZ	C18*	Touchdown	2.	C20	4	26	C46	C47	Punt
3.	J27	7	30	C43	C42	Punt	3.	C 8	11	92	EZ	J21	Touchdown
4.	J23	1	0	J23	J23	Interception	4.	J47	3	-8	C45	J47	Punt
5.	J20	11	30	50	C47	Punt	5.	C15	5	17	C32	C32	Punt
6.	J32	3	2	J34	J34	Punt	6.	C19	1	0	C19	C19	Interception
7.	C17	3	17	EZ	C 8*	Touchdown	7.	C20	1	0	C20	C20	Interception
8.	C28	4	2	C26	C26	Field goal	8.	C20	5	13	C45	C45	Fumble
9.	C18	1	0	C18	C18*	Field goal	9.	C20	10	80	EZ	J 4*#	Touchdown
10.	J20	3	-3	J17	J20	Punt	10.	C36	11	29	J35	J26	Missed field goal
11.	J43	3	8	C49	C49	Punt	11.	C20	11	30	50	J45	Punt
12.	J15	10	36	C49	C49	Punt	12.	C14	1	-14	C14	C14	Safety
13.	C43	7	36	C 7	C 7*	Field goal	13.	C 5	1	95	EZ	C 5	Touchdown
14.	J20	9	80	EZ	C20	Touchdown	14.	C20	7	28	C48	J47	End of game

Underlined = last drive of half; * = Inside the 20; # = Goal-to-go; @ = Overtime possession

Week 14 – Dec. 5 vs. Houston Texans

JAX	Start	Plys	Yds	End	Deep	Result	HOU	Start	Plys	Yds	End	Deep	Result
1.	J20	13	80	EZ	H 1*#	Touchdown	1.	H 7	5	24	H31	H31	Punt
2.	J27	3	5	J32	J33	Punt	2.	H22	8	20	H42	H48	Punt
3.	J14	4	86	EZ	H 6*	Touchdown	3.	H20	6	-3	H17	H36	Punt
4.	H39	3	-5	H44	H39	Punt	4.	H 9	12	91	EZ	J 8*	Touchdown
5.	J20	3	-2	J18	J20	Punt	5.	H32	2	9	H41	H41	Interception
6.	J41	6	37	H22	H22	Field goal	6.	H40	6	23	J37	J37	Punt
7.	J 4	3	7	J11	J11	Punt	7.	J46	5	30	J16	J16*	Field goal
8.	J12	6	88	EZ	H21	Touchdown	8.	H20	3	4	H24	H24	Punt
9.	J38	3	2	J40	J40	Punt	9.	H24	7	76	EZ	J 5*	Touchdown
10.	J32	3	4	J36	J41	Punt	10.	H32	11	55	J13	J13*	Field goal
11.	J20	4	23	J43	J43	Punt	11.	H20	14	67	J13	J12*	Failed 4 th down
12.	J13	4	36	J49	50	Punt	12.	H22	2	0	H22	H22	Interception
13.	H21	4	0	H21	H20	Field goal	13.	H23	1	-18	H23	H23	End of game

Week 15 – Dec. 15 vs. Buffalo Bills

JAX	Start	Plys	Yds	End	Deep	Result	BUF	Start	Plys	Yds	End	Deep	Result
1.	J20	3	27	J47	J47	Interception	1.	J25	4	1	J24	J24	Field goal
2.	J20	3	-18	J 2	J20	Punt	2.	J43	6	6	J37	J27	Interception
3.	B33	6	19	B14	B14*	Field goal	3.	B14	10	50	J36	J36	Missed field goal
4.	J44	10	56	EZ	B12*	Touchdown	4.	B20	3	-9	B11	B20	Punt
5.	J39	3	3	J42	J42	Punt	5.	B 6	9	94	EZ	J 7*#	Touchdown
6.	J20	3	7	J27	J27	Punt	6.	B28	8	72	EZ	J 8*	Touchdown
7.	J10	8	51	B39	B39	Fumble	7.	B39	3	39	J22	J22	Field goal
8.	J48	6	51	B25	B25	Fumble	8.	B20	3	5	B25	B25	Punt
9.	J24	6	39	B37	B32	Field goal	9.	B20	7	29	B49	B49	Punt
10.	J45	7	55	EZ	B13*	Touchdown	10.	B33	8	22	J35	J35	Fumble
11.	J20	15	75	B 5	B 1*#	Interception	11.	B20	9	80	EZ	J 1*#	Touchdown
12.	J25	4	-5	J20	J28	Failed 4 th down	12.	B20	3	4	B24	B24	Punt
							13.	J20	2	-2	J21	J21	End of game

Week 16 – Dec. 22 vs. Tennessee Titans

JAX	Start	Plys	Yds	End	Deep	Result	TEN	Start	Plys	Yds	End	Deep	Result
1.	J20	5	25	J45	J47	Punt	1.	T 9	7	64	J27	J26	Field goal
2.	J20	9	80	EZ	T 4*#	Touchdown	2.	T20	3	5	T25	T25	Punt
3.	J37	6	22	T41	T41	Failed 4 th down	3.	T42	14	57	J 1	J 1*#	Failed 4 th down
4.	J 2	3	7	J 9	J 9	Punt	4.	T34	11	32	J34	J26	Field goal
5.	J40	7	60	EZ	T 7*	Touchdown	5.	T20	4	11	T39	T39	End of half
6.	T35	8	17	T18	T18*	Field goal	6.	T20	3	-2	T18	T23	Interception
7.	J20	3	4	J24	J24	Punt	7.	T20	11	80	EZ	J 1*#	Touchdown
8.	J36	6	15	T49	T49	Punt	8.	T27	9	73	EZ	J30	Touchdown
9.	J30	9	49	T20	T20	Failed 4 th down	9.	T18	3	4	T22	T22	Punt
10.	J20	2	4	J24	J24	Interception	10.	T21	8	29	50	50	Punt
							11.	J40	2	-2	J41	J40	End of game

Week 17 – Dec. 29 at Indianapolis Colts

JAX	Start	Plys	Yds	End	Deep	Result	IND	Start	Plys	Yds	End	Deep	Result
1.	J20	3	21	J36	J36	Fumble	1.	J42	8	42	EZ	J 1*#	Touchdown
2.	J21	3	-8	J13	J21	Punt	2.	I46	7	54	EZ	J 2*#	Touchdown
3.	J20	3	9	J29	J29	Punt	3.	I22	12	74	J 4	J 4*#	Field goal
4.	J40	11	41	I19	I19*	Field goal	4.	I12	10	41	J47	J47	Punt
5.	J 9	5	7	J16	J16	Punt	5.	I35	3	-2	I33	I41	Punt
6.	J23	8	46	I31	I31	Interception	6.	J39	6	31	J 8	J 8*	Field goal
7.	J20	3	3	J23	J23	Punt	7.	I20	7	80	EZ	J 7*#	Touchdown
8.	J20	7	43	I37	I37	Failed 4 th down	8.	I28	3	7	I35	I35	Punt
9.	J11	9	31	J42	J42	Punt	9.	I38	6	20	J42	J42	Punt
10.	J17	10	56	I27	I27	Failed 4 th down	10.	I36	7	43	J21	J21	Field goal
11.	J 9	9	91	EZ	I14*	Touchdown	11.	I27	3	5	I32	I32	Punt
							12.	I20	1	-1	I20	I20	End of game

Underlined = last drive of half; * = Inside the 20; # = Goal-to-go; @ = Overtime possession

JAGUARS QUOTES



END OF SEASON REVIEW



END OF SEASON TRANSCRIPTS



GENERAL MANAGER DAVE CALDWELL & HEAD COACH GUS BRADLEY

JOINT PRESS CONFERENCE

END OF SEASON MEDIA AVAILABILITY

TUESDAY, DECEMBER 31, 2013

(Opening Statement – General Manager Dave Caldwell) “First off, I’ve really grown to appreciate throughout this year to have an owner like Shad Khan and a head coach like Gus Bradley, where the three of us are really aligned in our philosophies and our beliefs. I’ve really grown to appreciate how important that is, not only to me but to this organization and this community. To have all three of us aligned with a similar vision and similar goals, I think is critical for the growth of this organization for us to continue what we started this year. Shad has been incredible, extremely committed to this team, to Gus and I and to this community, so we’re very fortunate to have him as an owner. Gus is our leader of the team. I wanted to take a few minutes to let you guys know that. The year as a whole, very challenging but very rewarding. I think you guys know our challenges and we faced them and we went through a lot of adversity early on, finished off relatively strong. But rewarding mostly because of the people we brought into this organization; Gus, the assistant coaches, the surrounding support staff. Everybody did a great job of fighting through this year and have been active in the community. We’re excited about what’s ahead of us.”

(On where the team made strides in 2013 to prepare for the future – General Manager Dave Caldwell) “I think we made pretty good headway with that. We figured out a lot of our strengths and a lot of our weaknesses. This was really our first step in this journey, in this process. Our first step was to build a foundation, to figure out our strengths and weaknesses, to set a standard of acceptability and to kind of figure out where we stand among the 32 teams. I feel like we’ve made good headway with that.”

(On the strengths of the team – General Manager Dave Caldwell) “One is I believe we have tremendous leadership right now. Not only with our coaching staff, but some veteran players have stood up and have come to the forefront for us this year. We feel like we have a good young core group of players that have really come in and produced as rookies, which is hard to do for one. We look forward to those guys taking a step in year two. I think generally your rookies, from year one to year two is where they make their biggest growth.”

(On the weaknesses of the team – General Manager Dave Caldwell) “I think for us early on, it was consistency and experience. Along with those rookies doing well and playing there was a lot of inexperience and you have a lot of ups and downs with that. The consistency aspect would be one of our weaknesses.”

(On how much salary cap space the team will have – Dave Caldwell) “We have to carry over some cap space and we’re in the process of doing that now. I’ll probably have a more accurate number for you guys in a couple weeks.”

(On the overall performance of the draft class – General Manager Dave Caldwell) “I think from top to bottom we felt like those guys all made improvements through the year, for the guys that played. That’s a real credit to our coaching staff, Gus and our assistant coaches, as well as the players. We really feel like the one guy, reflecting back, was Johnathan Cyprien. You see a guy that made constant improvement from day one all the way to the last game of the season. We forget that he missed training camp too with an injury, so he was set back a little bit, but really came on. (Dwayne) Gratz, when he played, played well. Moving onto Ace (Sanders), rookie wide receiver, we drafted him as a punt returner and he ends up having 51 receptions for us. So I felt good about the production that those three guys had. Obviously Luke (Joeckel) was doing a nice job when we moved him over to left tackle and he is going to be healthy, he’s back training with us right now. He hasn’t even left town, so we look forward to getting him back on the field. Then guys like D-Rob (Denard Robinson), D-Mac (Demetrius McCray); we expect big things from them in the future. Josh Evans is another guy that had a lot of playing time and has done a nice job.”

(On addressing the pass rush in free agency – Head Coach Gus Bradley) “I think we’re always going to try to improve our roster, and that’s an aspect that we look at. We look at (the fact that we) improved on the stats from last year. I think the biggest thing for this year, you talked about the strengths and weaknesses, what we were trying to establish was a standard of excellence, to recreate that and say, ‘Hey, this is what’s acceptable.’ And I think after our first year going through it, now we just re-set that bar. We say, ‘Okay, now here are the improvements that we made; now we re-set the bar.’ Now we’re on that journey. We just keep elevating and keep challenging. That’s the same thing with the sacks, specifically. ‘All right, here’s where we were, we need to see improvement in these areas. Okay? Now, let’s re-set that bar.’ And we do that through coaching, we do that through personnel and again, to be creative in the ways we can get pressure.”

(On the total yardage on offense around the league being down – Head Coach Gus Bradley) “I don’t know, that’d be an interesting thing to look at. You look at some of the gun-read series, last year was really effective and a lot of yards were gained off of that. It seemed like it slowed down a little bit this year. Not saying teams stopped it, but it became more manageable. Maybe a lot of those yards came from that last year. It would be an area to look at.”

(On what areas the Jaguars need to address this offseason in free agency and the draft – General Manager Dave Caldwell) “I would say rush, our running game. I think with the ability to draft offensive linemen in the middle rounds, sign some guys of value in free agency. And I feel like that and with another year in our system, is a feasible thing for us to accomplish going into next year. As far as the pass-rush goes, they’re not real easy to find. I think we have to find the right person to fit our scheme. We’re going to be on track to find a good opportunity in free agency if there’s somebody that we feel like we can develop as a pass-rusher or in the draft.”

(On if he remains committed to the zone-blocking scheme in the rush attack – Head Coach Gus Bradley) “Yeah, I think it’s just more challenging. You’re creating more issues on a defense whenever you have the ability to do both. Some of it will be based on the personnel that we continue to evolve to. We’ll use the strengths of our offensive line.”

(On if he can say with certainty that the quarterback situation will be addressed in the draft – General Manager Dave Caldwell) “I cannot say with certainty.”

(On why it isn’t certain the team will take a quarterback in the draft – General Manager Dave Caldwell) “There are no guarantees in the draft. To be quite frank, we don’t even know what quarterbacks are going to be available in the draft right now. So with certainty, I can’t tell you that.”

(On if the quarterback position needs to be addressed – General Manager Dave Caldwell) “I can say that we would like to upgrade a lot of our positions and quarterback is one that we would like to upgrade.”



END OF SEASON TRANSCRIPTS



(On if there is an update on WR Justin Blackmon – General Manager Dave Caldwell) “I cannot give you an update on Justin Blackmon. That’s a league issue. Very limited contact is allowed with Justin.”

(On if he can say that Justin Blackmon is doing well and staying in shape – General Manager Dave Caldwell) “No, I can’t tell you because I don’t know.”

(On if he knows if Justin Blackmon is doing well and staying in shape – Head Coach Gus Bradley) “No.”

(On if the team expects to be more active in free agency than the past – General Manager Dave Caldwell) “I wouldn’t say, from a volume of players, I would not say we will be more active.”

(On if the team will seek our more established players in free agency – General Manager Dave Caldwell) “I don’t know about bigger-name guys, but hopefully guys that make more impact.”

(On if a QB could be taken in the draft depending on who is available at the point in the draft – General Manager Dave Caldwell) “Correct, yeah.”

(On if there isn’t the right quarterback available at the number three spot; the team could pass on drafting that position – General Manager Dave Caldwell) “Yeah.”

(On what he learned about Gus in his first season as head coach – General Manager Dave Caldwell) “I learned that he’s extremely consistent. I think based on the reasons we hired him: passionate, deals with the players and his surrounding support staff extremely well. The reason we hired him was to be the leader and the face of this franchise. We feel like those are the things we learned about him, that he is all those.”

(On if the team is planning like WR Justin Blackmon is returning in 2014 – General Manager Dave Caldwell) “We haven’t really discussed. We’re waiting to hear word of from the NFL and the NFLPA in terms of where he’s at. But I think for us, we should plan on that if it does work out and he does come back, that’s a luxury for us and if he doesn’t, we have to have contingency plans.”

(On if the league has been given a timeline on WR Justin Blackmon and his reinstatement – General Manager Dave Caldwell) “No.”

(On what this season has taught him about the direction of the game as a whole – General Manager Dave Caldwell) “It’s highly competitive, for sure. You look at the teams, the 8-8 teams, the ability to make the playoffs at 8-8 and that there’s very few elite teams. There’s very few really bad teams too, so I think what the league wanted was parity; I think you’re going to see that. I think you’re going to see the ability for us to challenge here in the future at some point in time.”

(On what this season has taught him about the direction of the league as a whole – Head Coach Gus Bradley) “I think it’s just a really competitive league, week-in and week-out. Just like the facts that you know that at any time, each team has the opportunity to be successful. It’s that competitive. You have to show up every week. There are a lot of variables that go into it, the health of your team, the schedule, how you are playing yourself, the execution. It’s a challenging week-to-week deal for our teams and I think we learned that depth is important. We’ve learned that consistency is important and that’s what we have to strive to get to.”

(On why the last four games of the season didn’t meet his standards – Head Coach Gus Bradley) “I think in our philosophy you get better, you get better and you’re striving to be your best. I think what I’ve added on was that we want to continue to put ourselves in position to strike, put ourselves close. Those last couple games, the Tennessee game, the Buffalo game, we were in position to strike, we were right there to, ‘Okay, now let’s capture this opportunity.’ It wasn’t like earlier when it was double-digit losses and things like that. We put ourselves in that position and we didn’t capture it; that’s where it’s not acceptable. We put ourselves in position to strike and now we have to capture it. I constantly want to strive to have our team say, ‘It’s not good enough. It’s not good enough. We’ve got to meet that standard. We have to capture those opportunities.’ I think that when you talk about phase one or step one, we really wanted to build a competitive team, competitive by adding to the roster, what Dave did. We want to build a competitive mindset. I think with 2:19 left to go in the game against Indianapolis, we called a time out. We said, ‘Alright now, Gus, we’re not done yet. We have to go out there and do a two-minute drive. We have an opportunity here in front of us and we’re going to compete.’ I think it’s a message to send to the team; ‘Let’s go out there and find a way to capture this opportunity and we did it and we scored.’ That’s good. Compete, compete, compete. I don’t care about the scoreboard; we have to drive that mindset into our players. We have a standard and we’re competing with that standard and we’re continuing to raise the bar. I think those are all things we wanted to get accomplished this year, to create that new standard and to constantly put in our guys’ mindset that we’re not there yet. We’re not there yet. That’s where it comes from.”

(On what the next step is in the process of the progressing the organization – Head Coach Gus Bradley) “Step two; I think we have to continue with the culture. I think that’s important because it is. The players want consistency, the players need consistency. I think it’s a good thing. We’re going to have the same staff back, same assistant coaches back. We have to create that stability within our players’ minds. The message has to be consistent in how we approach things. That’s part of step two. I would say establishing this new standard of what’s acceptable; this is where we’re at, but this is the new standard. Let’s create that new standard and that’s what’s acceptable among our team. Elevate our roster. Continue to add better players to our roster, primarily through the draft but we’ll add free agents, too. We just continue to build that because we need even a more competitive roster in this process. All those things would be a part of step two.”

(On how the secondary can be improved in 2014 and your expectations – Head Coach Gus Bradley) “One of the biggest areas you can improve the secondary in is with (pass) rush. It just happens that way. It has to be a primary focus with us, how are we going to get (pressure)? Yes we improved, we can hang our hat on that, but it’s still not good enough. We need to affect the quarterback, and not only on third down but on first and second down. I think when you have that opportunity to affect the quarterback those things will come. We’ll look back and we’ll see that we had missed opportunities. Just in the Indianapolis game, LaRoy (Reynolds), Poz (Paul Posluszny) and LaRoy (Reynolds) ran into each other and we’ve had some missed opportunities where we dropped some balls and things like that. I think those are what we have to go back to and say, ‘Hey, when you add rush along with that, those opportunities will come.’”

(On if there will be any changes on the coaching staff – Head Coach Gus Bradley) “Yes, no changes.”

(On stability in the organization – Head Coach Gus Bradley) “It’s big. Being here and seeing what’s taking place, I just think that’s really important, really important for our guys right now to have stability.”

(On stability in the organization – General Manager Dave Caldwell) “Big from a personnel standpoint, too. Very big.”



END OF SEASON TRANSCRIPTS



(On if there is a position group that could remain untouched entering 2014 – General Manager Dave Caldwell) “I feel like our secondary is a group, three of the four starters were rookies, I expect them to all take a big jump next year. Alan Ball, I thought for a guy that’s in his first year as a starter he came in and did a really nice job. Coach can talk more about that, but we look forward to D-Mac (Demetrius McCray), a seventh-round pick out of Appalachian State, he came in and started against Seattle, the third game of the year and held his own. We got him some playing time the rest of the year and he did a really nice job on special teams. He’s a guy that fits our mold of what we’re looking for in players. You’re going to see some guys that can come up and grown and get better. With the stability of our coaching staff, another year with our coaching staff and another year in the system, I think you’re going to see improvement just from familiarity.”

(On if the starting free safety is on the current roster or is that a priority – General Manager Dave Caldwell) “I wouldn’t say it’s a high priority.”

(On the upcoming schedule for the personnel and coaching departments – General Manager Dave Caldwell) “At about 12:30 today, we’re going to go home and be off until Monday. That’s our next week. But starting from there, I think our coaches need a break and I think it’s important for them to get away. I think I was telling somebody, from the start of training camp to now, they may have had three days away from this building with the bye week. I think they need time to reflect and they’re doing their end-of-season evaluations right now in our computer system and we’ll let those sit for a couple weeks and when we come back, we’ll talk about those. I think it’s important to get their perspective two or three weeks after the season, but I think right now, they’re still in the heat of the moment of our last game or our last loss and things that went wrong. Then, really evaluate our roster over the course of the year. Then, from that time all the way through the offseason they’ll really dig-into scheme and a lot of different things.”

(On the process following the season – Head Coach Gus Bradley) “I’ve had an opportunity, and I’m not completely finished yet, but to sit down with each one of our assistant coaches on a one-on-one. And it hasn’t been a 10-minute talk; some have gone on over an hour. Before all of that started we met as a staff, and I agree with Dave. We need time off as coaches and as assistant coaches, I think that you have a different perspective if you get away from it for a while and then to come back. My challenge was, ‘That’s all good, take a break, go enjoy yourself, now get back and we have to get to work, man. We have to find a way.’ I’m not talking about getting better personnel, compete, find a way to get better, I challenged each one of them to say, ‘How are you going to get better? What do you know? What do you know now that you didn’t know about yourself? How are you going to improve as a coach? How are you going to be a better leader? How are you going to challenge these guys? What are we going to do about the defense? What are we going to do about the pass-rush? Let’s look at yards per carry. How come this happened?’ Just keep competing, that’s great for the players, but we need to do it as well as coaches. I think our coaches are really looking forward to that. I know I am. I can’t wait to get in that room and tear it apart, along with meeting with Dave and the scouting (department) to look at personnel.”

(On what he will personally do to make himself a better coach – Head Coach Gus Bradley) “I know that you do it somewhat during the season, I think you talk to people. I know for me, a lot of it is watching opponents, watching the number-one third-down defense in the league, watch the best offensive red-zone team in the league. Then, look at it and see what’s going on. I try to do that week-to-week and just take a look at it to make sure we’re always ahead of the game, but I think that’s what you have to capture in the offseason. You have to do a tremendous amount of studies. ‘How do we play stacks? How do we play bunches? What’s effective? What’s not? How come we failed here? What do we need to do to improve? How can we get our terminology? Is what Jedd Fisch saying in his position meeting the same as what Ron Middleton is saying the same as Terry Richardson?’ They’re all saying the same things but using different language, ‘Well, let’s use the same language. Let’s tighten this up and allow us to be better teachers.’ All those things that are going on.”

(On if the Jaguars are confirmed for the Senior Bowl – General Manager Dave Caldwell) “We are not officially confirmed.”

(On the benefits of coaching the Senior Bowl for a coaching staff – Head Coach Gus Bradley) “I think it’s awesome. I think it’s a great opportunity. I did it one year and was part of it when we did it in Tampa and I think it’s great. I know our coaches, I told them to be prepared it could be a possibility. They will have some time off and then we get back. It’s a great evaluation tool. It’s maybe better for us as coaches instead of sitting in our rooms watching tape over and over again; we can evaluate all aspects of the game. I don’t want to make a habit of it but as long as we have this opportunity we need to take advantage of it.”

(On Jaguars coaches in the East-West All-Star Game – General Manager Dave Caldwell) “We do have two coaches coaching the East-West game. Terry Richardson and Ron Middleton were chosen by the league.”

(On if the Senior Bowl is something you’d like to do – Head Coach Gus Bradley) “If this is the situation we’re in and it presents this opportunity then we’re going to make the most of it.”

(On the partnership between himself and Gus Bradley and how their relationship has progressed – General Manager Dave Caldwell) “I don’t think there were any major surprises. I think we each kind of found out what we like to do and what we don’t like to do and we kind of at one point in time made an analogy of building a house in terms of, ‘I’m interested in the living room and the big screen TV and he’s interested in the garage. You take care of the garage and I’ll take care of the TV and if you have any ideas or suggestions come and let me know.’ So I think no surprises. I think it’s exceeded my expectations to be quite honest with you and I know our owner feels the same. Shad knows the importance of our relationship and us building this together and having the same vision and beliefs. There has been nothing that’s come up that’s been a major surprise.”

(On the overall quarterback class in the 2014 draft – General Manager Dave Caldwell) “I think there’s a lot, like I said, we’re not sure exactly who’s going to be available in this class; there’s still a handful of unknowns. And then there’s a lot of evaluation that has to take place by Gus, our position coaches, our scouts and our Pro department, so I would prefer to reserve judgment on that until a later date.”

(On Maurice Jones-Drew’s contract and where RB ranks among offseason priorities – General Manager Dave Caldwell) “The same thing with the quarterback; I think we need to upgrade. We’re always looking to upgrade all positions. I think like Gus said step two is to raise that standard of acceptance and we do have to address that. We always have to have a contingency plan in place for all positions.”

(On the priority of Maurice Jones-Drew’s contract – General Manager Dave Caldwell) “I think we have to sit down with the coaches in a couple of weeks and see where they’re at with that too.”

(On upgrading the roster, looking at your own free agents first – General Manager Dave Caldwell) “I think it’s important to look at not only to look at the guys on our roster but what’s available and make sure that we don’t get worse. I think it’s important to say what can we really address in the draft, what can we really address in free agency and then it’s not a good market out there for position X let’s make sure we get Clay Harbor back for instance, or Sam Young or someone like that because we may not be able to get that in the draft.”



END OF SEASON TRANSCRIPTS



(On the chances of re-signing RB Maurice Jones-Drew – General Manager Dave Caldwell) “Gus and I and Maurice and I had a good conversation yesterday and I think he’ll leave that up to his representation in terms of finding him the best value for his deal. I’m not pessimistic at all about it. I think he’s earned the right to go to free agency. This is his first time, he’s been a great player in this organization, he’s had a great career and he’s earned the right to see what his value and his market is, and it’s our right to decide if we want to match it and bring him back. I think that’s kind of where we’re at now.”

(On if he’ll let RB Maurice Jones-Drew hit the market in free agency – General Manager Dave Caldwell) “I think that’s probably the plan and I think he’s earned that right to see that.”

(On the chances of re-signing RB Maurice Jones-Drew before free agency – General Manager Dave Caldwell) “I wouldn’t envision that, no.”

(On players with high cap numbers like Mercedes Lewis coming back in 2014 – General Manager Dave Caldwell) “Yeah, we anticipate him being back. I haven’t discussed it with anybody but yeah, as far as right now.”

(On setting goals for the 2014 season like doubling the wins. Do you look at it like that? – Head Coach Gus Bradley) “I don’t but I imagine that is probably not normal. I know that’s what you generally do but I think there’s so many things that go into it and I think it’s just a feeling how your team is playing and do you execute consistently? I think we judge it more off of that because statistics are a barometer but you’ve got to be really careful with them. Like if they wouldn’t have had that 80-yard run we held them to 2.4 yard per carry. It’s that kind of theory. You’ve just got to be careful how you utilize that. I think we just have to trust our feeling. Just like when we were struggling in the beginning I just felt like I know we’re struggling but I feel like we’re getting better and I do trust that it will come. It’s just a feeling I have. It’s not showing up but it’s a feeling you have and I think you’ve got to go by that somewhat.”

(On making the turn and becoming a playoff contender – General Manager Dave Caldwell) “I think every season is individual of itself. From year to year it’s a new season, it’s a new group of players, it’s a new energy, new culture, so I think for us it won’t be a new culture but every year is new, just like the draft and there’s no guarantees. You can’t anticipate injuries; you can’t anticipate certain things happening, players getting suspended or whatever it might be. You just hope that you make the right decisions to give yourself the best opportunity going to training camp to be one of those teams that can improve over the year.”

(On the chances of signing QB Chad Henne before free agency – General Manager Dave Caldwell) “That’s a possibility.”

(On the roster turnover in 2014 – General Manager Dave Caldwell) “I don’t. We have 10 draft picks, at least ten draft picks. That’s second most, I think San Francisco has 12 and I think Cleveland might have 10 too. So we’ll have those 10 players, we’ll have another crop of college free agency and hopefully we will get some production like we did this year out of guys like Abry Jones and LaRoy Reynolds and then we’ll add our modest free agency class.”

(On what specifically needs to be changed offensively and defensively entering 2014 – General Manager Dave Caldwell) “Our secondary for one on defense, but I think we’ve talked about that already. Offensively, Mercedes and Clay Harbor did a nice job at tight end, our two tackles, Frenchie (Austin Pasztor) and Luke Joeckel, we feel really good about those two guys coming back and being our starting tackles and I think just getting depth across the board would be the best thing.”

(On what offensively and defensively you feel good about entering 2014 – Head Coach Gus Bradley) “I think specifically like strong safety, Johnathan Cyprien, we feel good about that. Will T (Ta’ufo-ou) at fullback. There’s positions like that that you feel good. What I think is that step one part where we improved the bottom third of the roster, I think we have definitely improved the bottom part of the roster. How do you know? I look at special teams and I see our rankings in a lot of special teams categories. I see improvement was made there and that’s a classic illustration. I think that through the draft and through moderate free agency signings I think that we need to improve the upper part. We say you can compete and do that during the season but how about in the offseason. We need to continue to improve and bring in competitive guys for that upper part of the roster, and that’s what we have to do.”

(On if he is content with TE Mercedes Lewis’ cap number in 2014 – General Manager Dave Caldwell) “His cap number? I have to sit down with Tim Walsh and everybody and I haven’t even thought much about that. We’re more evaluating players and we’ll assign what we feel is the proper value if we feel good about it or don’t feel good about it. But we don’t have any cap issues right now so cap is not an issue.”

(On what he would tell the fans right now about the team’s future – Head Coach Gus Bradley) “I’m into this step two part of it. Really, I am. I think that it does two things. I think that it says that to the fans, it shows will they completed step one and it means that they must have vision. If they’re onto the next step they know what they’re doing, they have the vision, they know it’s taking place here and good job. We completed step one and we had success and it allows us to move into step two. We have vision for step two and how this vision is going to play out and now we’re going to attack step two. I know they’re results-oriented and I can appreciate that. I hope they are competitive too. We just have to trust this is the way they need to do it and you have to trust our vision that we’re going to eventually give you what you want. We have to do it in this manner to do it and we’re looking for sustained success. To do it sometimes it’s a process. I think that’s what’s cool about what we have here where Dave, Shad and I are really all on the same page and we all believe in this. Now, we move on to that step and we’re going to attack it. They can trust if anything that we’re going to compete our tail off in every phase that we go through, and that’s our objective.”

(On if he agrees that a four-win season in 2014 would not be a success – Head Coach Gus Bradley) “Believe me; I would like to see some victories too. That’s important but I just have so much conviction that in order to get those we have to do it this way and we have to really stay true to it and have conviction in this. That conviction is going to be tested and we have to be strong in this in order for those results to come. We all want what they want but we have to stay true to this in order to get there.”

(On if the team will draft the same type of guys in 2014 – General Manager Dave Caldwell) “That highly competitive, highly passionate football player? Yeah. I think that’s fair to say.”

(On if the team will draft the same type of “spirited” guys in 2014 – Head Coach Gus Bradley) “Yeah, I said before we want to fill this team with spirited guys that are very competitive that love football and that’s what we want this whole team to be made up of. This past year gave us a chance to evaluate some of that and that’s what we’re doing right now. We will write these guys up, take a look at them and see which guys meet that criteria and get better as a team. We want to infuse our team with more of those types of personalities.”



END OF SEASON TRANSCRIPTS



(On if center and left guard will be addressed internally – General Manager Dave Caldwell) “I think Gus and I kind of talked about a little bit of a quick wish list. I said obviously we can’t fill all of our needs through free agency and through the draft but who can we fill our needs with with people that are here right now, and who can we anticipate filling that center role, right guard role, or left guard role or whatever it might be; Leo? So I think we need to really sit down with our coaches when they get back and say who can we fill this need with this year? And let us use our resources whether it’s a draft pick or free agency to go fill another need that’s more of a pressing issue.”

(On the mindset of promoting guys internally and being creative – Head Coach Gus Bradley) “Let me give you an example of how I think of it. It’s like maybe Jedd Fisch during the year said we don’t have a Darren Sproles-type in the back field or a guy like that to move out in the empty (backfield) and give him the ball creatively. I think you can sit there and say we don’t have that guy, let’s go out and find that guy. But instead we said wait a minute, we’ve got Ace Sanders. Let’s use Ace in that role and I think that’s what you can get caught up with in the draft and free agency too. It’s like we don’t have this guy so let’s go out and get him in free agency and let’s go get him in the draft and do that. Well hold on now, make sure you don’t forget about your team. Is there a way that you can find that guy? Can LaRoy Reynolds be a linebacker? Can he be that guy rather than always looking outside? First, exhaust everything within your team and if the answer is still no you have to look to that. I think we have to have that type of mentality.”

(On the next step with QB Blaine Gabbert – General Manager Dave Caldwell) “We talked with Blaine yesterday and told him that he’s a Jaguar and we would like to have him back. We feel that he’s under contract and he’s made great strides this year. You guys probably haven’t seen a lot of it because it’s been mostly through our practice. And he wants to be back too so that says a lot about Blaine, so we’re just taking it day by day and we’ll go from there.”

(On the positive of keeping Blaine Gabbert as a backup – General Manager Dave Caldwell) “There’s no downside. At the very least he’s a very good backup and he’s under contract, so there’s no reason why not to keep him here.”

(On if he doesn’t sync with a new quarterback that’s brought in – General Manager Dave Caldwell) “Then we’d have to make that decision when that comes to it, but knowing Blaine and knowing what he’s all about he’s been a great teammate, he’s been good in the locker room. I can’t envision him not being in sync with a new quarterback.”

(On Denard Robinson and where he stands with the team – Head Coach Gus Bradley) “I think this year has been really good for him. He asked me during the season, ‘How do I need to get better? What do I need to do? How can I take the next step?’ And part of it is just he needs experience. He went out there and got some experience and it really came to light. He sees it and needs to be more consistent in how he handles the ball, more consistent in his protections. My hope is that this has been a good process for him and he makes big strides. How big? I don’t know. I think he’s such a competitor I know he’s going after it. He had a little bit of a taste of it and had a little bit of success on three or four carries but hopefully it’s enough it gets him going in the offseason.”

(On the best and worst moments of the 2013 season – Head Coach Gus Bradley) “I think from start to the end, I think our guys consistently had the same outlook. They took each challenge. They came out every day and practiced and whether we had some victories or whether we had some defeats that we were dealing with they came closer to the mindset that we’re looking to to sustain this. We celebrated a lot of individual accomplishments. I go back and I get excited about Poz and he had his best year, he felt like he had his best year. A guy like Kerry Taylor who struggled early and then captured it and really performed at a high level, or Austin Pasztor that came to me and said, ‘Gus, when I was at Minnesota I got caught up in all these things going on around me but this year I just really concentrated on improving, and I did.’ All those things put together, that’s what’s the best moment. The worst moment is feeling the frustration that you can’t get it for them fast enough. You want to happen fast for them and it just doesn’t happen that way.”

(On the best and worst moments of the 2013 season – General Manager Dave Caldwell) “Best for me was probably just to see this team battle through adversity. 0-8 nobody gave us a chance to win a game and for our players just to stay focused and stay the course and our coaching staff, I’m really proud of them even through the 0-8 stretch that they just kept fighting and battling and knowing that the results would come and to see Gus’ philosophy, our philosophy come together and the results started to come. For us to be really competitive that last half of the season was probably the best moment. The worst moment was probably, what I felt worst about, was Luke Joeckel. He finally gets his chance to be a starting left tackle in the NFL and is playing really well against a high level opponent. It was very unfortunate, through no fault of his own he breaks his leg and that would probably be the worst.”

(On if the third pick is a tough spot to trade out of – General Manager Dave Caldwell) “I wouldn’t say it’s any tougher than any other position. It’s all about supply and demand. If there’s a player that a team covets they’re going to come up and pay a premium. If there’s not you’re going to end up taking the raw end of the deal if you want to trade up.”

(On why he didn’t trade out of the second spot in 2013 – General Manager Dave Caldwell) “Yeah, just like every season is different, every draft is different. There’s a new crop of players. If there’s an Andrew Luck and an RG III this year you probably don’t want to be at three. If there’s an Andrew Luck, RG III and a Peyton Manning three is probably a good spot to be.”

(On if there was a disappointment in punt returns for Ace Sanders – Head Coach Gus Bradley) “Yeah, I think that we had hoped that we would have a chance to spring one or two. We feel like he’s got the ability but I think we can do a better job holding up. I think that when you get one long return it really spreads throughout the whole punt return unit. We didn’t get that feeling from our punt return unit. We had chances but we’ll look to find ways to improve that.”

(On if Ace Sanders can handle the punt return duties in 2014 – Head Coach Gus Bradley) “Yeah.”

(On Brad Meester retiring – General Manager Dave Caldwell) “I told Brad yesterday I think he is what every pro should aspire to be. He’s a complete pro, he’s a great guy, he’s good in the community, good in the locker room and has made the most out of his talent. I think if you want to have a professional career you should try to have one like Brad Meester.”

WEEK 17 / THROUGH SUNDAY, DECEMBER 29, 2013

OFFENSE	K.C.	Ind.	N.O.	Phil.	S.D.	Cin.	S.F.	G.B.
GAMES (Won-Lost)	11-5	11-5	11-5	10-6	9-7	11-5	12-4	8-7-1
FIRST DOWNS	323	318	359	355	373	330	286	351
Rushing	110	88	87	133	104	101	115	119
Passing	179	191	244	197	230	205	148	201
Penalty	34	39	28	25	39	24	23	31
YDS GAINED (tot)	5396	5468	6391	6676	6293	5894	5180	6404
Avg per Game	337.3	341.8	399.4	417.3	393.3	368.4	323.8	400.3
RUSHING (net)	2056	1743	1473	2566	1965	1755	2201	2136
Avg per Game	128.5	108.9	92.1	160.4	122.8	109.7	137.6	133.5
Rushes	442	409	391	500	486	481	505	459
Yards per Rush	4.7	4.3	3.8	5.1	4.0	3.6	4.4	4.7
PASSING (net)	3340	3725	4918	4110	4328	4139	2979	4268
Avg per Game	208.8	232.8	307.4	256.9	270.5	258.7	186.2	266.8
Passes Att.	546	582	651	508	544	587	417	570
Completed	333	350	446	310	378	364	244	366
Pct Completed	61.0	60.1	68.5	61.0	69.5	62.0	58.5	64.2
Yards Gained	3561	3952	5162	4406	4478	4321	3210	4538
Sacked	41	32	37	46	30	29	39	45
Yards Lost	221	227	244	296	150	182	231	270
Had intercepted	8	10	12	9	11	20	8	16
Yards Opp Ret	21	91	117	128	146	369	117	279
Opp TDs on Int	0	1	1	1	2	2	0	3
PUNTS	89	77	61	83	56	75	79	64
Avg Yards	45.3	45.4	46.9	44.3	43.2	44.4	48.2	44.6
PUNT RETURNS	59	33	32	26	22	47	35	30
Avg Return	11.8	9.9	6.1	6.6	7.5	9.0	8.9	11.3
Returned for TD	2	0	0	0	0	0	0	1
KICKOFF RETURNS	44	43	22	37	32	39	32	39
Avg Return	29.9	23.5	23.0	21.4	22.1	25.1	22.7	20.3
Returned for TD	2	0	0	0	0	0	0	0
PENALTIES	101	66	95	95	95	102	103	86
Yards Penalized	774	576	817	846	765	1000	845	801
FUMBLES BY	21	14	12	19	14	20	20	19
Fumbles Lost	10	4	7	10	10	10	10	9
Opp Fumbles	22	26	15	29	15	16	21	18
Opp Fum Lost	15	12	7	12	6	11	12	11
POSS. TIME (avg)	30:43	29:41	32:41	26:24	32:59	31:58	30:35	30:24
TOUCHDOWNS	52	40	49	53	42	54	44	46
Rushing	17	15	10	19	9	14	18	17
Passing	24	23	39	32	32	33	21	25
Returns	11	2	0	2	1	7	5	4
EXTRA-PT KICKS	52/52	34/34	48/48	45/45	42/42	52/53	44/44	42/42
2-PT CONVERSIONS	0/0	4/6	0/1	3/8	0/0	0/1	0/0	0/4
FIELD GOALS/FGA	22/28	35/40	24/32	23/28	34/37	18/22	32/36	33/37
POINTS SCORED	430	391	414	442	396	430	406	417
DEFENSE	K.C.	Ind.	N.O.	Phil.	S.D.	Cin.	S.F.	G.B.
POINTS ALLOWED	305	336	304	382	348	305	272	428
OPP FIRST DOWNS	303	319	274	368	327	282	284	330
Rushing	88	101	82	100	98	72	77	116
Passing	189	191	168	239	208	178	181	190
Penalty	26	27	24	29	21	32	26	24
OPP YARDS GAINED	5885	5713	4891	6307	5864	4888	5071	5956
Avg per Game	367.8	357.1	305.7	394.2	366.5	305.5	316.9	372.3
OPP RUSHING(net)	1923	2002	1786	1671	1725	1544	1535	2000
Avg per Game	120.2	125.1	111.6	104.4	107.8	96.5	95.9	125.0
Rushes	428	448	387	443	376	385	397	432
Yards per Rush	4.5	4.5	4.6	3.8	4.6	4.0	3.9	4.6
OPP PASSING(net)	3962	3711	3105	4636	4139	3344	3536	3956
Avg per Game	247.6	231.9	194.1	289.8	258.7	209.0	221.0	247.3
Passes Att.	592	536	507	670	548	614	585	539
Completed	334	324	304	408	364	362	345	332
Pct Completed	56.4	60.4	60.0	60.9	66.4	59.0	59.0	61.6
Sacked	47	42	49	37	35	43	38	44
Yards Lost	309	248	336	271	248	279	283	238
INTERCEPTED BY	21	15	12	19	11	20	18	11
Yards Returned	488	186	169	294	143	200	278	36
Returned for TD	5	1	0	1	1	4	2	0
OPP PUNT RETURNS	38	29	24	28	19	27	38	20
Avg return	6.5	13.7	7.5	8.0	8.3	9.4	8.7	13.1
OPP KICKOFF RET	43	43	33	52	73	52	54	61
Avg return	24.4	25.2	25.2	23.6	24.6	23.4	20.4	26.0
OPP TOUCHDOWNS	34	38	33	43	40	32	30	51
Rushing	9	14	11	12	14	6	11	16
Passing	25	21	20	25	23	22	19	30
Returns	0	3	2	6	3	4	0	5

WEEK 17 / THROUGH SUNDAY, DECEMBER 29, 2013

OFFENSE	Denv.	N.E.	Sea.	Car.	Balt.	Buff.	Clev.	Hou.
GAMES (Won-Lost)	13-3	12-4	13-3	12-4	8-8	6-10	4-12	2-14
FIRST DOWNS	435	378	307	319	295	301	301	307
Rushing	107	110	116	122	68	113	77	90
Passing	293	225	160	169	189	149	200	198
Penalty	35	43	31	28	38	39	24	19
YDS GAINED (tot)	7317	6152	5424	5069	4918	5410	5423	5556
Avg per Game	457.3	384.5	339.0	316.8	307.4	338.1	338.9	347.3
RUSHING (net)	1873	2065	2188	2026	1328	2307	1383	1743
Avg per Game	117.1	129.1	136.8	126.6	83.0	144.2	86.4	108.9
Rushes	461	470	509	483	423	546	348	414
Yards per Rush	4.1	4.4	4.3	4.2	3.1	4.2	4.0	4.2
PASSING (net)	5444	4087	3236	3043	3590	3103	4040	3813
Avg per Game	340.3	255.4	202.3	190.2	224.4	193.9	252.5	238.3
Passes Att.	675	628	420	473	619	522	681	633
Completed	461	380	267	292	363	299	379	371
Pct Completed	68.3	60.5	63.6	61.7	58.6	57.3	55.7	58.6
Yards Gained	5572	4343	3508	3379	3914	3373	4372	4183
Sacked	20	40	44	43	48	48	49	42
Yards Lost	128	256	272	336	324	270	332	370
Had intercepted	10	11	9	13	23	15	20	22
Yards Opp Ret	131	56	21	204	219	298	206	357
Opp TDs on Int	2	1	0	0	4	2	2	5
PUNTS	66	77	76	70	91	96	86	88
Avg Yards	43.8	45.8	41.6	47.8	45.5	43.0	43.2	47.6
PUNT RETURNS	44	36	52	30	43	39	39	42
Avg Return	7.8	10.8	11.1	10.5	14.2	6.2	11.0	8.6
Returned for TD	1	0	0	0	1	0	1	1
KICKOFF RETURNS	39	39	33	28	44	23	40	51
Avg Return	25.0	24.0	21.2	21.9	26.4	20.4	23.3	24.6
Returned for TD	1	0	0	0	1	0	0	0
PENALTIES	117	69	128	80	112	110	104	112
Yards Penalized	1000	625	1183	671	942	952	920	1138
FUMBLES BY	27	24	26	12	15	32	17	21
Fumbles Lost	16	9	10	6	6	12	9	9
Opp Fumbles	25	21	26	17	21	21	13	15
Opp Fum Lost	9	12	11	10	8	7	7	4
POSS. TIME (avg)	30:06	29:38	29:57	31:54	29:51	28:23	28:41	31:00
TOUCHDOWNS	76	47	45	42	29	34	35	28
Rushing	16	19	14	14	7	15	4	7
Passing	55	25	27	24	19	16	26	19
Returns	5	3	4	4	3	3	5	2
EXTRA-PT KICKS	75/75	44/44	44/44	42/42	26/26	32/32	33/33	26/26
2-PT CONVERSIONS	0/1	2/3	0/1	0/0	3/3	2/2	1/2	1/1
FIELD GOALS/FGA	25/26	38/41	33/35	24/27	38/41	33/36	21/26	26/35
POINTS SCORED	606	444	417	366	320	339	308	276
DEFENSE	Denv.	N.E.	Sea.	Car.	Balt.	Buff.	Clev.	Hou.
POINTS ALLOWED	399	338	231	241	352	388	406	428
OPP FIRST DOWNS	339	338	282	278	284	308	328	282
Rushing	90	110	83	70	79	98	103	88
Passing	208	208	156	178	176	170	197	158
Penalty	41	20	43	30	29	40	28	36
OPP YARDS GAINED	5696	5969	4378	4820	5368	5334	5319	5081
Avg per Game	356.0	373.1	273.6	301.3	335.5	333.4	332.4	317.6
OPP RUSHING(net)	1626	2145	1626	1391	1687	2063	1781	1958
Avg per Game	101.6	134.1	101.6	86.9	105.4	128.9	111.3	122.4
Rushes	420	481	422	352	440	471	462	454
Yards per Rush	3.9	4.5	3.9	4.0	3.8	4.4	3.9	4.3
OPP PASSING(net)	4070	3824	2752	3429	3681	3271	3538	3123
Avg per Game	254.4	239.0	172.0	214.3	230.1	204.4	221.1	195.2
Passes Att.	613	589	524	563	552	561	605	484
Completed	357	336	309	375	314	310	363	287
Pct Completed	58.2	57.0	59.0	66.6	56.9	55.3	60.0	59.3
Sacked	41	48	44	60	40	57	40	32
Yards Lost	290	313	298	424	257	395	185	187
INTERCEPTED BY	17	17	28	20	16	23	14	7
Yards Returned	141	220	385	234	160	289	274	86
Returned for TD	1	2	3	4	1	2	3	1
OPP PUNT RETURNS	28	29	21	36	46	45	38	43
Avg return	9.8	7.6	3.9	9.3	9.1	10.6	9.4	12.3
OPP KICKOFF RET	32	32	44	18	38	48	27	39
Avg return	29.3	20.8	24.0	22.6	23.0	23.4	22.7	25.7
OPP TOUCHDOWNS	47	39	22	21	37	42	46	48
Rushing	15	11	4	4	7	10	13	11
Passing	29	25	16	17	25	28	29	29
Returns	3	3	2	0	5	4	4	8

WEEK 17 / THROUGH SUNDAY, DECEMBER 29, 2013

OFFENSE	Jax	Miami	NY-J	Oak.	Pitt.	Tenn.	Ariz.	Atl.
GAMES (Won-Lost)	4-12	8-8	8-8	4-12	8-8	7-9	10-6	4-12
FIRST DOWNS	271	278	280	275	312	311	329	330
Rushing	71	61	105	90	81	103	84	64
Passing	176	205	154	168	207	172	205	227
Penalty	24	12	21	17	24	36	40	39
YDS GAINED (tot)	4701	5007	5090	5340	5400	5390	5542	5490
Avg per Game	293.8	312.9	318.1	333.8	337.5	336.9	346.4	343.1
RUSHING (net)	1260	1440	2158	2000	1383	1894	1540	1247
Avg per Game	78.8	90.0	134.9	125.0	86.4	118.4	96.3	77.9
Rushes	378	349	493	437	394	462	422	321
Yards per Rush	3.3	4.1	4.4	4.6	3.5	4.1	3.6	3.9
PASSING (net)	3441	3567	2932	3340	4017	3496	4002	4243
Avg per Game	215.1	222.9	183.3	208.8	251.1	218.5	250.1	265.2
Passes Att.	592	594	480	519	586	533	574	659
Completed	349	357	266	298	377	328	363	445
Pct Completed	59.0	60.1	55.4	57.4	64.3	61.5	63.2	67.5
Yards Gained	3751	3966	3270	3629	4306	3710	4291	4541
Sacked	50	58	47	44	43	37	41	44
Yards Lost	310	399	338	289	289	214	289	298
Had intercepted	21	19	22	20	14	16	22	17
Yards Opp Ret	355	165	411	375	170	132	399	215
Opp TDs on Int	3	2	5	3	1	1	1	4
PUNTS	95	85	89	86	76	79	78	70
Avg Yards	45.7	48.8	45.1	47.8	41.1	42.9	45.7	45.2
PUNT RETURNS	30	34	25	25	32	31	34	30
Avg Return	4.7	7.8	9.0	8.2	12.8	7.7	5.8	8.3
Returned for TD	0	0	0	0	1	0	0	0
KICKOFF RETURNS	41	42	45	54	43	44	27	27
Avg Return	25.9	21.5	22.7	22.2	22.4	24.9	20.0	24.4
Returned for TD	0	0	0	0	0	0	0	0
PENALTIES	96	70	108	116	80	101	97	91
Yards Penalized	797	598	837	912	677	900	744	788
FUMBLES BY	18	16	15	27	16	27	22	17
Fumbles Lost	6	7	7	11	10	9	9	11
Opp Fumbles	27	14	18	26	21	24	20	18
Opp Fum Lost	10	6	2	13	10	12	10	11
POSS. TIME (avg)	27:22	28:27	29:55	29:54	30:53	30:00	30:51	30:15
TOUCHDOWNS	25	34	27	37	41	41	41	40
Rushing	7	8	12	16	9	16	12	11
Passing	16	24	13	17	28	22	24	26
Returns	2	2	2	4	4	3	5	3
EXTRA-PT KICKS	22/23	33/33	27/27	37/37	39/39	41/41	37/37	39/39
2-PT CONVERSIONS	0/2	0/1	0/0	0/0	1/2	0/0	1/4	1/1
FIELD GOALS/FGA	23/25	26/34	33/36	21/30	30/32	25/29	30/36	24/27
POINTS SCORED	247	317	290	322	379	362	379	353

DEFENSE	Jax	Miami	NY-J	Oak.	Pitt.	Tenn.	Ariz.	Atl.
POINTS ALLOWED	449	335	387	453	370	381	324	443
OPP FIRST DOWNS	353	327	293	330	303	329	309	326
Rushing	121	114	68	100	106	108	68	102
Passing	200	192	198	202	174	191	208	196
Penalty	32	21	27	28	23	30	33	28
OPP YARDS GAINED	6070	5750	5359	5819	5395	5407	5079	6070
Avg per Game	379.4	359.4	334.9	363.7	337.2	337.9	317.4	379.4
OPP RUSHING(net)	2108	1998	1412	1727	1849	1795	1351	2173
Avg per Game	131.8	124.9	88.3	107.9	115.6	112.2	84.4	135.8
Rushes	507	484	421	442	433	446	370	455
Yards per Rush	4.2	4.1	3.4	3.9	4.3	4.0	3.7	4.8
OPP PASSING(net)	3962	3752	3947	4092	3546	3612	3728	3897
Avg per Game	247.6	234.5	246.7	255.8	221.6	225.8	233.0	243.6
Passes Att.	551	580	586	549	569	545	625	516
Completed	354	344	345	374	329	344	367	341
Pct Completed	64.2	59.3	58.9	68.1	57.8	63.1	58.7	66.1
Sacked	31	42	41	38	34	36	47	32
Yards Lost	225	272	242	260	205	227	337	231
INTERCEPTED BY	11	18	13	9	10	13	20	10
Yards Returned	172	204	167	83	203	113	251	176
Returned for TD	1	2	1	1	3	1	4	2
OPP PUNT RETURNS	47	42	43	42	35	35	36	33
Avg return	7.0	9.7	11.3	10.4	8.9	6.0	8.9	7.6
OPP KICKOFF RET	25	36	42	30	55	45	54	23
Avg return	20.4	22.9	22.3	20.4	22.4	24.4	24.0	24.8
OPP TOUCHDOWNS	53	33	41	54	41	40	35	49
Rushing	20	14	9	15	18	21	5	14
Passing	29	17	26	33	21	15	29	31
Returns	4	2	6	6	2	4	1	4

WEEK 17 / THROUGH SUNDAY, DECEMBER 29, 2013

OFFENSE	Chi.	Dal.	Det.	Minn.	NY-G	St.L.	T.B.	Wash.
GAMES (Won-Lost)	8-8	8-8	7-9	5-10-1	7-9	7-9	4-12	3-13
FIRST DOWNS	344	325	350	309	280	282	269	329
Rushing	102	80	106	106	77	82	75	112
Passing	215	213	221	173	176	165	157	198
Penalty	27	32	23	30	27	35	37	19
YDS GAINED (tot)	6109	5461	6274	5508	4920	4877	4432	5915
Avg per Game	381.8	341.3	392.1	344.3	307.5	304.8	277.0	369.7
RUSHING (net)	1828	1507	1792	2081	1332	1752	1612	2164
Avg per Game	114.3	94.2	112.0	130.1	83.3	109.5	100.8	135.3
Rushes	404	336	445	423	381	426	420	453
Yards per Rush	4.5	4.5	4.0	4.9	3.5	4.1	3.8	4.8
PASSING (net)	4281	3954	4482	3427	3588	3125	2820	3751
Avg per Game	267.6	247.1	280.1	214.2	224.3	195.3	176.3	234.4
Passes Att.	579	586	634	546	567	506	514	611
Completed	373	375	371	325	325	301	291	355
Pct Completed	64.4	64.0	58.5	59.5	57.3	59.5	56.6	58.1
Yards Gained	4450	4226	4650	3645	3875	3360	3181	4057
Sacked	30	35	23	44	40	36	47	43
Yards Lost	169	272	168	218	287	235	361	306
Had intercepted	13	12	19	19	29	11	12	19
Yards Opp Ret	225	140	364	370	377	230	135	214
Opp TDs on Int	3	0	3	3	3	5	0	2
PUNTS	69	77	73	75	91	78	87	85
Avg Yards	40.0	45.0	46.6	44.2	46.9	46.3	44.2	41.5
PUNT RETURNS	18	31	38	22	34	43	44	35
Avg Return	14.2	12.5	10.3	15.2	7.2	8.8	11.2	6.4
Returned for TD	1	1	1	1	0	1	0	0
KICKOFF RETURNS	70	45	34	66	44	37	34	51
Avg Return	23.1	25.5	24.0	24.9	21.2	22.6	23.9	20.0
Returned for TD	0	0	1	2	0	0	0	0
PENALTIES	85	102	110	70	91	123	121	99
Yards Penalized	708	867	925	695	786	1009	1136	802
FUMBLES BY	21	18	28	23	26	20	18	30
Fumbles Lost	10	8	15	13	15	10	9	15
Opp Fumbles	25	16	19	17	25	27	18	19
Opp Fum Lost	9	13	7	8	12	15	10	10
POSS. TIME (avg)	30:25	29:02	32:07	27:39	29:03	29:05	29:24	30:42
TOUCHDOWNS	52	51	48	45	32	38	31	39
Rushing	13	12	15	23	11	10	6	14
Passing	32	33	29	18	18	22	22	20
Returns	7	6	4	4	3	6	3	5
EXTRA-PT KICKS	45/46	47/47	42/43	43/44	31/31	34/34	31/31	33/33
2-PT CONVERSIONS	5/6	1/4	2/5	0/1	1/1	3/4	0/0	2/5
FIELD GOALS/FGA	26/29	28/30	19/24	26/30	23/26	26/28	23/29	21/26
POINTS SCORED	445	439	395	391	294	348	288	334

DEFENSE	Chi.	Dal.	Det.	Minn.	NY-G	St.L.	T.B.	Wash.
POINTS ALLOWED	478	432	376	480	383	364	389	478
OPP FIRST DOWNS	353	388	290	368	327	337	324	329
Rushing	147	122	62	101	101	87	95	102
Passing	184	231	197	247	198	203	190	204
Penalty	22	35	31	20	28	47	39	23
OPP YARDS GAINED	6313	6645	5546	6365	5316	5520	5568	5665
Avg per Game	394.6	415.3	346.6	397.8	332.3	345.0	348.0	354.1
OPP RUSHING(net)	2583	2056	1596	1767	1743	1646	1762	1769
Avg per Game	161.4	128.5	99.8	110.4	108.9	102.9	110.1	110.6
Rushes	483	437	377	443	454	440	438	443
Yards per Rush	5.3	4.7	4.2	4.0	3.8	3.7	4.0	4.0
OPP PASSING(net)	3730	4589	3950	4598	3573	3874	3806	3896
Avg per Game	233.1	286.8	246.9	287.4	223.3	242.1	237.9	243.5
Passes Att.	507	623	572	648	601	521	547	514
Completed	315	403	338	419	361	355	352	337
Pct Completed	62.1	64.7	59.1	64.7	60.1	68.1	64.4	65.6
Sacked	31	34	33	41	34	53	35	36
Yards Lost	189	246	249	274	214	326	255	238
INTERCEPTED BY	19	15	15	12	17	14	21	16
Yards Returned	428	257	211	78	270	256	338	247
Returned for TD	5	2	1	0	2	2	3	4
OPP PUNT RETURNS	15	37	32	36	48	30	35	39
Avg return	7.4	9.2	7.8	8.8	13.6	2.6	11.2	16.8
OPP KICKOFF RET	47	38	35	41	33	25	24	47
Avg return	18.8	20.8	26.4	27.1	21.8	21.8	18.8	22.3
OPP TOUCHDOWNS	56	51	38	57	42	44	42	59
Rushing	22	17	10	14	12	18	10	23
Passing	25	33	24	37	21	21	30	29
Returns	9	1	4	6	9	5	2	7

WEEK 17 / THROUGH SUNDAY, DECEMBER 29, 2013

OFFENSE	NFL/Avg
GAMES (Won-Lost)	---
FIRST DOWNS	319.1
Rushing	95.6
Passing	194.1
Penalty	29.5
YDS GAINED (tot)	5575.8
Avg per Game	348.5
RUSHING (net)	1806.2
Avg per Game	112.9
Rushes	433.5
Yards per Rush	4.2
PASSING (net)	3769.7
Avg per Game	235.6
Passes Att.	566.8
Completed	346.9
Pct Completed	61.2
Yards Gained	4036.9
Sacked	40.5
Yards Lost	267.2
Had intercepted	15.7
Yards Opp Ret	219.9
Opp TDs on Int	2.0
PUNTS	79.0
Avg Yards	45.0
PUNT RETURNS	34.2
Avg Return	9.4
Returned for TD	0.4
KICKOFF RETURNS	40.3
Avg Return	23.4
Returned for TD	0.2
PENALTIES	98.0
Yards Penalized	844.9
FUMBLES BY	20.5
Fumbles Lost	9.8
Opp Fumbles	20.5
Opp Fum Lost	9.8
POSS. TIME (avg)	30:00
TOUCHDOWNS	41.8
Rushing	12.8
Passing	25.1
Returns	3.9
EXTRA-PT KICKS	100%
2-PT CONVERSIONS	48%
FIELD GOALS/FGA	27/31
POINTS SCORED	374.5

DEFENSE	NFL/Avg
POINTS ALLOWED	374.5
OPP FIRST DOWNS	319.1
Rushing	95.6
Passing	194.1
Penalty	29.5
OPP YARDS GAINED	5575.8
Avg per Game	348.5
OPP RUSHING(net)	1806.2
Avg per Game	112.9
Rushes	433.5
Yards per Rush	4.2
OPP PASSING(net)	3769.7
Avg per Game	235.6
Passes Att.	566.8
Completed	346.9
Pct Completed	61.2
Sacked	40.5
Yards Lost	267.2
INTERCEPTED BY	15.7
Yards Returned	219.9
Returned for TD	2.0
OPP PUNT RETURNS	34.2
Avg return	9.4
OPP KICKOFF RET	40.3
Avg return	23.4
OPP TOUCHDOWNS	41.8
Rushing	12.8
Passing	25.1
Returns	3.9

WEEK 17 / THROUGH SUNDAY, DECEMBER 29, 2013

TEAM RANKINGS

American Football Conference

	Offense			Defense		
	Total	Rush	Pass	Total	Rush	Pass
Balt.	15	15	9	6	4	7
Buff.	8	1	15	4	14	2
Cin.	4	9	3	1	2	3
Cleve.	7	13T	5	3	7	4
Denver	*1	8	*1	9	3	14
Hou.	5	10T	7	2	11	1
Ind.	6	10T	8	10	13	8
Jax	16	16	12	16	15	12T
K.C.	10	4	13T	14	10	12T
Miami	14	12	10	11	12	9
N.E.	3	3	4	15	16	10
Jets	13	2	16	5	1	11
Oak.	12	5	13T	12	6	15
Pitt.	9	13T	6	7	9	5
S.D.	2	6	2	13	5	16
Tenn.	11	7	11	8	8	6

National Football Conference

	Offense			Defense		
	Total	Rush	Pass	Total	Rush	Pass
Ariz.	7	12	7	5	*1	6
Atl.	9	16	5	12	15	11
Car.	13	7	14	2	2	3
Chi.	5	8	3	14	16	7
Dallas	10	13	8	16	14	14
Det.	4	9	2	8	4	12
G.B.	2	5	4	11	13	13
Minn.	8	6	11	15	10	15
N.O.	3	14	1	3	12	2
Giants	14	15	10	6	8	5
Phil.	1	*1	6	13	7	16
St. L.	15	10	13	7	6	9
S.F.	12	2	15	4	3	4
Sea.	11	3	12	*1	5	*1
T.B.	16	11	16	9	9	8
Wash.	6	4	9	10	11	10

National Football League

	Offense			Defense		
	Total	Rush	Pass	Total	Rush	Pass
Ariz.	12	23	13	6	*1	14
Atl.	14	32	7	27T	31	21
Balt.	29	30	18	12	11	12
Buff.	19	2	28	10	28	4
Car.	26	11	29	2	2	6
Chi.	8	16	5	30	32	15
Cin.	10	18	8	3	5	5
Cleve.	18	27T	11	9	18	8
Dallas	16	24	14	32	27	30
Denver	*1	15	*1	19	7T	27
Det.	6	17	3	16	6	23
G.B.	3	7	6	25	25	24
Hou.	11	20T	15	7	23	3
Ind.	15	20T	17	20	26	13
Jax	31	31	22	27T	29	25T
K.C.	21	10	24T	24	22	25T
Miami	27	26	20	21	24	16
Minn.	13	8	23	31	16	31
N.E.	7	9	10	26	30	18
N.O.	4	25	2	4	19	2
Giants	28	29	19	8	14	10
Jets	25	6	31	11	3	22
Oak.	23	12	24T	22	13	28
Phil.	2	*1	9	29	10	32
Pitt.	20	27T	12	13	21	9
St. L.	30	19	27	15	9	19
S.D.	5	13	4	23	12	29
S.F.	24	3	30	5	4	7
Sea.	17	4	26	*1	7T	*1
T.B.	32	22	32	17	15	17
Tenn.	22	14	21	14	20	11
Wash.	9	5	16	18	17	20

T = Tied for position

* = League Leader

WEEK 17 / THROUGH SUNDAY, DECEMBER 29, 2013

AFC / TEAM/OFFENSE RANK

Tm	(A)	(B)	(C)	(D)	(E)	(F)	(G)	(H)	(I)	(J)	(K)	(L)	(M)	(N)	(O)	(P)	(Q)
BAL	15	16	15	16	9	15	14	11	12	9	10	1	2	6	10	11	3t
BUF	8	14	1	6	15	14	7	14	10t	15	14	15	16	14	15	9	7t
CIN	4	4	9	13	3	3	11	2	4	4	6	7	4	10	6	3t	11
CLE	7	11	13t	12	5	12	8	8	10t	12	8	4	10	12	14	13	12
DEN	1	1	8	10	1	1	2	1	1	2	1	11	5	11	11	1	1
HOU	5	10	10t	7	7	10	12	6	9	10	12	9	7	3	4	15	15
IND	6	5	10t	5	8	7	3	3	6	7	13	6	9	7	13	6	9
JAC	16	15	16	15	12	16	13	12	16	16	9	16	3	5	2	16	5
KC	10	8	4	1	13t	9	1	10	5	14	11	3	1	8	7	3t	13
MIA	14	12	12	8	10	13	10	15	14	11	15	12	15	1	1	12	14
NE	3	3	3	3	4	6	4	5	2	8	7	5	8	4	8	2	3t
NYJ	13	13	2	4	16	11	16	16	13	5	16	8	11	9	12	14	7t
OAK	12	6	5	2	13t	8	15	13	15	13	5	10	13	2	3	10	16
PIT	9	7	13t	14	6	4	6	9	7	6	4	2	12	16	16	7	2
SD	2	2	6	11	2	2	5	4	3	1	2	14	14	13	5	5	6
TEN	11	9	7	9	11	5	9	7	8	3	3	13	6	15	9	8	10

AFC / OPPONENT/DEFENSE RANK

Tm	(A)	(B)	(C)	(D)	(E)	(F)	(G)	(H)	(I)	(J)	(K)	(L)	(M)	(N)	(O)	(P)	(Q)	(R)	(S)
BAL	6	6	4	2	7	10	5	5	3	2	14	7	8	13	3	7	16	10	12
BUF	4	3	14	12	2	2	1	1	7	7	7	13	9	10	15	11	10	11	7
CIN	1	1	2	6	3	1	3	7	1t	1	3	9	10	6	10	1t	6	2t	2
CLE	3	2	7	3	4	3	10	11t	11	16	8	8	6	5	4	13	7	13	6
DEN	9	10	3	4	14	11	8	10	15	9	2	11	16	14	14	12	11	1	1
HOU	2	8	11	11	1	7	16	11t	1t	5	5	15	15	12	13	14	9	15	3
IND	10	13	13	14	8	13	7	4	8	8	12	16	14	11	11	4	1t	5	10
JAC	16	14	15	9	12t	14	13	16	16	14	16	3	1	2t	9	15	14	16	16
KC	14	12	10	15	12t	8	2	3	5t	3	11	2	11	15	5	1t	3	2t	14
MIA	11	5	12	8	9	6	4	6	9t	10	13	10	7	4	6	3	8	8	15
NE	15	11	16	13	10	5	6	2	14	13	1	4	3	7	8	5	4	4	5
NYJ	5	4	1	1	11	12	11	8	4	6	6	14	4	8	7	10	12	12	11
OAK	12	15	6	5	15	15	15	9	13	15	4	12	2	1	2	16	13	14	13
PIT	7	7	9	10	5	4	14	15	5t	12	9	6	5	2t	1	8	15	7	8
SD	13	16	5	16	16	16	12	14	9t	11	10	5	13	16	16	6	1t	6	4
TEN	8	9	8	7	6	9	9	13	12	4	15	1	12	9	12	9	5	9	9

- (A) Total Yards per Game
- (B) Yards per Play
- (C) Rushing Yards per Game
- (D) Rushing Yards per Attempt
- (E) Passing Net Yards per Game
- (F) Passing Net Yards per Play
- (G) Passing, Percent Had Intercepted
- (H) Sacks per Pass Play
- (I) First Downs per Game
- (J) Third Down Efficiency
- (K) Fourth Down Efficiency
- (L) Punt Return Average
- (M) Kickoff Return Average
- (N) Gross Punting Average
- (O) Net Punting Average
- (P) Points per Game
- (Q) Field Goal Percentage
- Combined Offense/Defense Rank
- (R) Points per Game Differential
- (S) Net Yards per Game Differential

WEEK 17 / THROUGH SUNDAY, DECEMBER 29, 2013

NFC / TEAM/OFFENSE RANK

Tm	(A)	(B)	(C)	(D)	(E)	(F)	(G)	(H)	(I)	(J)	(K)	(L)	(M)	(N)	(O)	(P)	(Q)
ARI	7	11	12	15	7	8	15	9	7t	12	6	16	15	7	8	10	11
ATL	9	10	16	12	5	10	9	5	6	3	12	11	3	8	5	12	6t
CAR	13	13	7	9	14	12	10	13	10	2	1	7	10	2	4	11	6t
CHI	5	2	8	5	3	3	7	2	5	5	5	2	6	16	15	1	4
DAL	10	5	13	6	8	9	4	4	9	13	3	3	1	9	11	3	2
DET	4	6	9	11	2	6	12	1	4	4	14	8	4	5	7	8	15
GB	2	3	5	4	4	5	11	10	3	6	2	4	14	10	12	4t	5
MIN	8	8	6	2	11	13	14	11	11	11	8	1	2	12	9	9	10
NO	3	4	14	14	1	2	2	3	1	1	11	15	7	4	2	6	16
NYG	14	15	15	16	10	11	16	7	15	15	9t	12	12	3	14	15	9
PHI	1	1	1	1	6	1	1	12	2	8	9t	13	11	11	6	2	12
STL	15	14	10	10	13	14	6	8	14	14	15	10	9	6	1	13	3
SF	12	9	2	7	15	7	3	15	13	10	4	9	8	1	3	7	6t
SEA	11	7	3	8	12	4	5	16	12	9	7	6	13	14	10	4t	1
TB	16	16	11	13	16	16	8	14	16	16	13	5	5	13	13	16	14
WAS	6	12	4	3	9	15	13	6	7t	7	16	14	16	15	16	14	13

NFC / OPPONENT/DEFENSE RANK

Tm	(A)	(B)	(C)	(D)	(E)	(F)	(G)	(H)	(I)	(J)	(K)	(L)	(M)	(N)	(O)	(P)	(Q)	(R)	(S)
ARI	5	2	1	1	6	3	5	6	6	6	5	10	11	11	15	5	2	6	4
ATL	12	14	15	15	11	16	15	11	8	16	13	5	12	14	10	13	16	14	12
CAR	2	4	2	7	3	2	4	1	2	7	2	12	8	9	12	2	9	3	8
CHI	14	16	16	16	7	13	3	12	13	13	15t	3	1	7	4	14t	12	11	10
DAL	16	15	14	14	14	14	12	16	16	14	8	11	4	15	6	12	8	8	16
DET	8	11	4	11	12	7	11	13	5	1	15t	6	15	6	5	7	10	7	3
GB	11	13	13	13	13	12	14	5	11	8	11	14	14	2	1	11	3t	9	5
MIN	15	10	10	8	15	10	16	10	14t	15	12	9	16	3	2	16	11	12t	14
NO	3	6	12	12	2	4	13	3	1	4	3	4	13	12	16	4	7	4	1
NYG	6	3	8	4	5	5	9	14	9	11	1	15	6	4	9	9	14	12t	11
PHI	13	9	7	3	16	9	8	15	14t	12	6	7	9	1	8	8	6	5	6
STL	7	7	6	2	9	11	10	2	12	9	9	1	5	16	14	6	1	10	13
SF	4	5	3	6	4	6	7	8	4	3	7	8	3	8	11	3	3t	2	9
SEA	1	1	5	5	1	1	1	4	3	5	4	2	10	10	3	1	13	1	2
TB	9	8	9	10	8	8	2	9	7	10	10	13	2	5	7	10	15	15	15
WAS	10	12	11	9	10	15	6	7	10	2	14	16	7	13	13	14t	5	16	7

- (A) Total Yards per Game
- (B) Yards per Play
- (C) Rushing Yards per Game
- (D) Rushing Yards per Attempt
- (E) Passing Net Yards per Game
- (F) Passing Net Yards per Play
- (G) Passing, Percent Had Intercepted
- (H) Sacks per Pass Play
- (I) First Downs per Game
- (J) Third Down Efficiency
- (K) Fourth Down Efficiency
- (L) Punt Return Average
- (M) Kickoff Return Average
- (N) Gross Punting Average
- (O) Net Punting Average
- (P) Points per Game
- (Q) Field Goal Percentage
- Combined Offense/Defense Rank
- (R) Points per Game Differential
- (S) Net Yards per Game Differential

WEEK 17 / THROUGH SUNDAY, DECEMBER 29, 2013

NFL / TEAM/OFFENSE RANK

Tm	(A)	(B)	(C)	(D)	(E)	(F)	(G)	(H)	(I)	(J)	(K)	(L)	(M)	(N)	(O)	(P)	(Q)
BAL	29	32	30	32	18	30	28	20	24	20	22	3	2	13	22	25	6t
BUF	19	29	2	14	28	29	18	28	22t	29	30	29	29	27	30	22	10t
CIN	10	13	18	28	8	9	24	3	9t	10	11	15	5	20	14	6t	23
CLE	18	25	27t	23	11	27	19	17	22t	24	19	10	15	25	29	27	24t
DEN	1	2	15	20	1	1	2	1	1	2	1	22	6	24	23	1	1
HOU	11	22	20t	15	15	25	25	10	20t	21	26	19	9	5	12	31	31
IND	15	15	20t	13	17	16	3	5	16	15	28t	14	14	14	25	14t	18
JAC	31	30	31	31	22	31	27	23	31	32	20	32	3	12	7	32	8
KC	21	20	10	5	24t	24	1	19	14	27	23t	6	1	15	15	6t	28
MIA	27	26	26	17	20	28	23	30	29	23	31	23	25	1	2	26	29
NE	7	11	9	9	10	15	4	9	2	16	18	11	12	10	16	3	6t
NYJ	25	27	6	10	31	26	31	31	27t	13	32	16	18	17	24	29	10t
OAK	23	18	12	6	24t	18	30	24	30	26	10	21	22	4	10	24	32
PIT	20	19	27t	29	12	12	14	18	17	14	9	4	21	31	31	16t	3
SD	5	5	13	21	4	2	8	6	3	1	2	25	23	26	13	12	9
TEN	22	21	14	19	21	14	21	12	18	8	6	24	8	28	17	19	20
ARI	12	16	23	27	13	11	29	16	11t	22	12	31	31	11	11	16t	21
ATL	14	14	32	24	7	17	15	11	9t	5	21	20	10	16	6	20	14t
CAR	26	23	11	16	29	20	16	26	15	4	3	12	24	3	5	18	14t
CHI	8	3	16	7	5	5	12	4	8	7	8	2	16	32	28	2	12
DAL	16	7	24	8	14	13	9	8	13	25	5	5	4	18	20	5	4
DET	6	8	17	22	3	8	20	2	7	6	25	13	11	8	9	13	27
GB	3	4	7	4	6	7	17	21	6	9	4	7	30	19	21	8t	13
MIN	13	10	8	2	23	21	26	22	19	19	14	1	7	22	18	14t	19
NO	4	6	25	26	2	4	6	7	4	3	17	30	17	7	3	10	30
NYG	28	28	29	30	19	19	32	14	27t	30	15t	26	27	6	27	28	17
PHI	2	1	1	1	9	3	5	25	5	12	15t	27	26	21	8	4	22
STL	30	24	19	18	27	22	11	15	26	28	27	18	20	9	1	21	5
SF	24	12	3	11	30	10	7	29	25	18	7	17	19	2	4	11	14t
SEA	17	9	4	12	26	6	10	32	20t	17	13	9	28	29	19	8t	2
TB	32	31	22	25	32	32	13	27	32	31	23t	8	13	23	26	30	26
WAS	9	17	5	3	16	23	22	13	11t	11	28t	28	32	30	32	23	24t

Team/Offense Rank

- (A) Total Yards per Game
- (B) Yards per Play
- (C) Rushing Yards per Game
- (D) Rushing Yards per Attempt
- (E) Passing Net Yards per Game
- (F) Passing Net Yards per Play
- (G) Passing, Percent Had Intercepted
- (H) Sacks per Pass Play
- (I) First Downs per Game
- (J) Third Down Efficiency
- (K) Fourth Down Efficiency
- (L) Punt Return Average
- (M) Kickoff Return Average
- (N) Gross Punting Average
- (O) Net Punting Average
- (P) Points per Game
- (Q) Field Goal Percentage

WEEK 17 / THROUGH SUNDAY, DECEMBER 29, 2013

NFL / OPPONENT/DEFENSE RANK

Tm	(A)	(B)	(C)	(D)	(E)	(F)	(G)	(H)	(I)	(J)	(K)	(L)	(M)	(N)	(O)	(P)	(Q)	(R)	(S)
BAL	12	12	11	5	12	16	12	11	6t	3	23t	17	16	22	4	12	25	20	23
BUF	10	6	28	23	4	3	2	3	12	14	12t	25	17	18	27	20	17	22	16
CIN	3	2	5	15	5	2	7	14	3t	2	5	21	18	11	17	5t	10	4t	4
CLE	9	3	18	8	8	4	23	18t	20	31	15	20	14	9	5	23	12t	27	15
DEN	19	16	7t	10	27	17	17	17	27	16	2t	23	32	23	25	22	20	1	1
HOU	7	14	23	22	3	13	32	18t	3t	8	9t	28	28	21	24	24t	15t	31	6
IND	20	22	26	25	13	19	16	9	14	15	20	31	27	20	20	9	2t	10t	20
JAC	27t	23	29	19	25t	26	27	30	28t	27	30t	5	3	4t	16	28	23	32	32
KC	24	21	22	26	25t	14	6	8	10t	5	18t	4	22	28	6	5t	5	4t	25
MIA	21	11	24	18	16	12	10	12	17t	17t	21	22	15	8	10	8	14	18	28
NE	26	17	30	24	18	11	13	7	26	26	1	9	6	13	15	10	8	8	13
NYJ	11	9	3	1	22	18	24	15	9	13	11	27	11	16	13	19	21	26	21
OAK	22	26	13	11	28	28	31	16	23t	28	6t	24	4	1	3	29	22	29	24
PIT	13	13	21	21	9	10	30	27	10t	22	16	16	12	4t	2	14	24	14	17
SD	23	31	12	27	29	31	26	23	17t	20	17	12	24	30	31	11	2t	12	9
TEN	14	15	20	17	11	15	21	20	21t	7	27t	3	23	17	21	16	9	19	18
ARI	6	4	1	2	14	6	8	10	13	11	9t	15	21	25	30	7	4	10t	7
ATL	27t	29	31	31	21	32	28	25	16	32	27t	8	25	29	22	27	32	25	26
CAR	2	7	2	12	6	5	5	1	2	12	4	19	13	19	26	2	19	4t	12
CHI	30	32	32	32	15	27	4	26	28t	25	30t	6	1	14	9	30t	28	21	19
DAL	32	30	27	30	30	29	20	32	32	29	18t	18	7	31	12	26	18	15	31
DET	16	25	6	20	23	20	19	28	8	1	30t	10	30	12	11	15	26	13	5
GB	25	28	25	29	24	25	25	6	23t	17t	25	29	29	3	1	24t	6t	16	8
MIN	31	24	16	13	31	23	29	24	30t	30	26	14	31	6	7	32	27	23t	29
NO	4	10	19	28	2	7	22	4	1	9	6t	7	26	26	32	4	15t	7	2
NYG	8	5	14	6	10	8	15	29	17t	23	2t	30	9	7	19	18	30	23t	22
PHI	29	20	10	4	32	22	14	31	30t	24	12t	11	19	2	18	17	12t	9	10
STL	15	18	9	3	19	24	18	2	25	19	22	1	8	32	29	13	1	17	27
SF	5	8	4	9	7	9	11	21	6t	6	14	13	5	15	23	3	6t	3	14
SEA	1	1	7t	7	1	1	1	5	3t	10	8	2	20	24	8	1	29	2	3
TB	17	19	15	16	17	21	3	22	15	21	23t	26	2	10	14	21	31	28	30
WAS	18	27	17	14	20	30	9	13	21t	4	29	32	10	27	28	30t	11	30	11

Opponent/Defense Rank

- (A) Total Yards per Game
 - (B) Yards per Play
 - (C) Rushing Yards per Game
 - (D) Rushing Yards per Attempt
 - (E) Passing Net Yards per Game
 - (F) Passing Net Yards per Play
 - (G) Passing, Percent Had Intercepted
 - (H) Sacks per Pass Play
 - (I) First Downs per Game
 - (J) Third Down Efficiency
 - (K) Fourth Down Efficiency
 - (L) Punt Return Average
 - (M) Kickoff Return Average
 - (N) Gross Punting Average
 - (O) Net Punting Average
 - (P) Points per Game
 - (Q) Field Goal Percentage
- Combined Offense/Defense Rank
- (R) Points per Game Differential
 - (S) Net Yards per Game Differential

WEEK 17 / THROUGH SUNDAY, DECEMBER 29, 2013**AFC / TOTAL OFFENSE**

Rank	Team	Total	Rushing	Passing	Total	Rushing	Passing
1)	Denver	7317	1873	5444	457.3	117.1	340.3
2)	San Diego	6293	1965	4328	393.3	122.8	270.5
3)	New England	6152	2065	4087	384.5	129.1	255.4
4)	Cincinnati	5894	1755	4139	368.4	109.7	258.7
5)	Houston	5556	1743	3813	347.3	108.9	238.3
6)	Indianapolis	5468	1743	3725	341.8	108.9	232.8
7)	Cleveland	5423	1383	4040	338.9	86.4	252.5
8)	Buffalo	5410	2307	3103	338.1	144.2	193.9
9)	Pittsburgh	5400	1383	4017	337.5	86.4	251.1
10)	Kansas City	5396	2056	3340	337.3	128.5	208.8
11)	Tennessee	5390	1894	3496	336.9	118.4	218.5
12)	Oakland	5340	2000	3340	333.8	125.0	208.8
13)	New York Jets	5090	2158	2932	318.1	134.9	183.3
14)	Miami	5007	1440	3567	312.9	90.0	222.9
15)	Baltimore	4918	1328	3590	307.4	83.0	224.4
16)	Jacksonville	4701	1260	3441	293.8	78.8	215.1

AFC / TOTAL DEFENSE

Rank	Team	Total	Rushing	Passing	Total	Rushing	Passing
1)	Cincinnati	4888	1544	3344	305.5	96.5	209.0
2)	Houston	5081	1958	3123	317.6	122.4	195.2
3)	Cleveland	5319	1781	3538	332.4	111.3	221.1
4)	Buffalo	5334	2063	3271	333.4	128.9	204.4
5)	New York Jets	5359	1412	3947	334.9	88.3	246.7
6)	Baltimore	5368	1687	3681	335.5	105.4	230.1
7)	Pittsburgh	5395	1849	3546	337.2	115.6	221.6
8)	Tennessee	5407	1795	3612	337.9	112.2	225.8
9)	Denver	5696	1626	4070	356.0	101.6	254.4
10)	Indianapolis	5713	2002	3711	357.1	125.1	231.9
11)	Miami	5750	1998	3752	359.4	124.9	234.5
12)	Oakland	5819	1727	4092	363.7	107.9	255.8
13)	San Diego	5864	1725	4139	366.5	107.8	258.7
14)	Kansas City	5885	1923	3962	367.8	120.2	247.6
15)	New England	5969	2145	3824	373.1	134.1	239.0
16)	Jacksonville	6070	2108	3962	379.4	131.8	247.6

WEEK 17 / THROUGH SUNDAY, DECEMBER 29, 2013**NFC / TOTAL OFFENSE**

Rank	Team	Total	Rushing	Passing	Total	Rushing	Passing
1)	Philadelphia	6676	2566	4110	417.3	160.4	256.9
2)	Green Bay	6404	2136	4268	400.3	133.5	266.8
3)	New Orleans	6391	1473	4918	399.4	92.1	307.4
4)	Detroit	6274	1792	4482	392.1	112.0	280.1
5)	Chicago	6109	1828	4281	381.8	114.3	267.6
6)	Washington	5915	2164	3751	369.7	135.3	234.4
7)	Arizona	5542	1540	4002	346.4	96.3	250.1
8)	Minnesota	5508	2081	3427	344.3	130.1	214.2
9)	Atlanta	5490	1247	4243	343.1	77.9	265.2
10)	Dallas	5461	1507	3954	341.3	94.2	247.1
11)	Seattle	5424	2188	3236	339.0	136.8	202.3
12)	San Francisco	5180	2201	2979	323.8	137.6	186.2
13)	Carolina	5069	2026	3043	316.8	126.6	190.2
14)	New York Giants	4920	1332	3588	307.5	83.3	224.3
15)	St. Louis	4877	1752	3125	304.8	109.5	195.3
16)	Tampa Bay	4432	1612	2820	277.0	100.8	176.3

NFC / TOTAL DEFENSE

Rank	Team	Total	Rushing	Passing	Total	Rushing	Passing
1)	Seattle	4378	1626	2752	273.6	101.6	172.0
2)	Carolina	4820	1391	3429	301.3	86.9	214.3
3)	New Orleans	4891	1786	3105	305.7	111.6	194.1
4)	San Francisco	5071	1535	3536	316.9	95.9	221.0
5)	Arizona	5079	1351	3728	317.4	84.4	233.0
6)	New York Giants	5316	1743	3573	332.3	108.9	223.3
7)	St. Louis	5520	1646	3874	345.0	102.9	242.1
8)	Detroit	5546	1596	3950	346.6	99.8	246.9
9)	Tampa Bay	5568	1762	3806	348.0	110.1	237.9
10)	Washington	5665	1769	3896	354.1	110.6	243.5
11)	Green Bay	5956	2000	3956	372.3	125.0	247.3
12)	Atlanta	6070	2173	3897	379.4	135.8	243.6
13)	Philadelphia	6307	1671	4636	394.2	104.4	289.8
14)	Chicago	6313	2583	3730	394.6	161.4	233.1
15)	Minnesota	6365	1767	4598	397.8	110.4	287.4
16)	Dallas	6645	2056	4589	415.3	128.5	286.8

WEEK 17 / THROUGH SUNDAY, DECEMBER 29, 2013**NFL / TOTAL OFFENSE**

Rank	Team	Total	Rushing	Passing	Total	Rushing	Passing
1)	Denver	7317	1873	5444	457.3	117.1	340.3
2)	Philadelphia	6676	2566	4110	417.3	160.4	256.9
3)	Green Bay	6404	2136	4268	400.3	133.5	266.8
4)	New Orleans	6391	1473	4918	399.4	92.1	307.4
5)	San Diego	6293	1965	4328	393.3	122.8	270.5
6)	Detroit	6274	1792	4482	392.1	112.0	280.1
7)	New England	6152	2065	4087	384.5	129.1	255.4
8)	Chicago	6109	1828	4281	381.8	114.3	267.6
9)	Washington	5915	2164	3751	369.7	135.3	234.4
10)	Cincinnati	5894	1755	4139	368.4	109.7	258.7
11)	Houston	5556	1743	3813	347.3	108.9	238.3
12)	Arizona	5542	1540	4002	346.4	96.3	250.1
13)	Minnesota	5508	2081	3427	344.3	130.1	214.2
14)	Atlanta	5490	1247	4243	343.1	77.9	265.2
15)	Indianapolis	5468	1743	3725	341.8	108.9	232.8
16)	Dallas	5461	1507	3954	341.3	94.2	247.1
17)	Seattle	5424	2188	3236	339.0	136.8	202.3
18)	Cleveland	5423	1383	4040	338.9	86.4	252.5
19)	Buffalo	5410	2307	3103	338.1	144.2	193.9
20)	Pittsburgh	5400	1383	4017	337.5	86.4	251.1
21)	Kansas City	5396	2056	3340	337.3	128.5	208.8
22)	Tennessee	5390	1894	3496	336.9	118.4	218.5
23)	Oakland	5340	2000	3340	333.8	125.0	208.8
24)	San Francisco	5180	2201	2979	323.8	137.6	186.2
25)	New York Jets	5090	2158	2932	318.1	134.9	183.3
26)	Carolina	5069	2026	3043	316.8	126.6	190.2
27)	Miami	5007	1440	3567	312.9	90.0	222.9
28)	New York Giants	4920	1332	3588	307.5	83.3	224.3
29)	Baltimore	4918	1328	3590	307.4	83.0	224.4
30)	St. Louis	4877	1752	3125	304.8	109.5	195.3
31)	Jacksonville	4701	1260	3441	293.8	78.8	215.1
32)	Tampa Bay	4432	1612	2820	277.0	100.8	176.3

NFL / TOTAL DEFENSE

Rank	Team	Total	Rushing	Passing	Total	Rushing	Passing
1)	Seattle	4378	1626	2752	273.6	101.6	172.0
2)	Carolina	4820	1391	3429	301.3	86.9	214.3
3)	Cincinnati	4888	1544	3344	305.5	96.5	209.0
4)	New Orleans	4891	1786	3105	305.7	111.6	194.1
5)	San Francisco	5071	1535	3536	316.9	95.9	221.0
6)	Arizona	5079	1351	3728	317.4	84.4	233.0
7)	Houston	5081	1958	3123	317.6	122.4	195.2
8)	New York Giants	5316	1743	3573	332.3	108.9	223.3
9)	Cleveland	5319	1781	3538	332.4	111.3	221.1
10)	Buffalo	5334	2063	3271	333.4	128.9	204.4
11)	New York Jets	5359	1412	3947	334.9	88.3	246.7
12)	Baltimore	5368	1687	3681	335.5	105.4	230.1
13)	Pittsburgh	5395	1849	3546	337.2	115.6	221.6
14)	Tennessee	5407	1795	3612	337.9	112.2	225.8
15)	St. Louis	5520	1646	3874	345.0	102.9	242.1
16)	Detroit	5546	1596	3950	346.6	99.8	246.9
17)	Tampa Bay	5568	1762	3806	348.0	110.1	237.9
18)	Washington	5665	1769	3896	354.1	110.6	243.5
19)	Denver	5696	1626	4070	356.0	101.6	254.4
20)	Indianapolis	5713	2002	3711	357.1	125.1	231.9
21)	Miami	5750	1998	3752	359.4	124.9	234.5
22)	Oakland	5819	1727	4092	363.7	107.9	255.8
23)	San Diego	5864	1725	4139	366.5	107.8	258.7
24)	Kansas City	5885	1923	3962	367.8	120.2	247.6
25)	Green Bay	5956	2000	3956	372.3	125.0	247.3
26)	New England	5969	2145	3824	373.1	134.1	239.0
27t)	Jacksonville	6070	2108	3962	379.4	131.8	247.6
27t)	Atlanta	6070	2173	3897	379.4	135.8	243.6
29)	Philadelphia	6307	1671	4636	394.2	104.4	289.8
30)	Chicago	6313	2583	3730	394.6	161.4	233.1
31)	Minnesota	6365	1767	4598	397.8	110.4	287.4
32)	Dallas	6645	2056	4589	415.3	128.5	286.8

WEEK 17 / THROUGH SUNDAY, DECEMBER 29, 2013

AFC / TAKE-AWAYS, GIVE-AWAYS

Rank	Team	TAKE-AWAYS			GIVE-AWAYS			Net Diff
		Int	Fum	Total	Int	Fum	Total	
1)	Kansas City	21	15	36	8	10	18	= +18
2)	Indianapolis	15	12	27	10	4	14	= +13
3)	New England	17	12	29	11	9	20	= +9
4)	Buffalo	23	7	30	15	12	27	= +3
5)	Cincinnati	20	11	31	20	10	30	= +1
6t)	Denver	17	9	26	10	16	26	= 0
6t)	Tennessee	13	12	25	16	9	25	= 0
8)	Miami	18	6	24	19	7	26	= -2
9t)	Pittsburgh	10	10	20	14	10	24	= -4
9t)	San Diego	11	6	17	11	10	21	= -4
11)	Baltimore	16	8	24	23	6	29	= -5
12)	Jacksonville	11	10	21	21	6	27	= -6
13)	Cleveland	14	7	21	20	9	29	= -8
14)	Oakland	9	13	22	20	11	31	= -9
15)	New York Jets	13	2	15	22	7	29	= -14
16)	Houston	7	4	11	22	9	31	= -20
	Totals	235	144	379	262	145	407	= -28

NFC / TAKE-AWAYS, GIVE-AWAYS

Rank	Team	TAKE-AWAYS			GIVE-AWAYS			Net Diff
		Int	Fum	Total	Int	Fum	Total	
1)	Seattle	28	11	39	9	10	19	= +20
2t)	Philadelphia	19	12	31	9	10	19	= +12
2t)	San Francisco	18	12	30	8	10	18	= +12
4)	Carolina	20	10	30	13	6	19	= +11
5)	Tampa Bay	21	10	31	12	9	21	= +10
6t)	Dallas	15	13	28	12	8	20	= +8
6t)	St. Louis	14	15	29	11	10	21	= +8
8)	Chicago	19	9	28	13	10	23	= +5
9)	New Orleans	12	7	19	12	7	19	= 0
10)	Arizona	20	10	30	22	9	31	= -1
11)	Green Bay	11	11	22	16	9	25	= -3
12)	Atlanta	10	11	21	17	11	28	= -7
13)	Washington	16	10	26	19	15	34	= -8
14t)	Detroit	15	7	22	19	15	34	= -12
14t)	Minnesota	12	8	20	19	13	32	= -12
16)	New York Giants	17	12	29	29	15	44	= -15
	Totals	267	168	435	240	167	407	= +28

NFL / TAKE-AWAYS, GIVE-AWAYS

Rank	Team	TAKE-AWAYS			GIVE-AWAYS			Net Diff
		Int	Fum	Total	Int	Fum	Total	
1)	Seattle	28	11	39	9	10	19	= +20
2)	Kansas City	21	15	36	8	10	18	= +18
3)	Indianapolis	15	12	27	10	4	14	= +13
4t)	Philadelphia	19	12	31	9	10	19	= +12
4t)	San Francisco	18	12	30	8	10	18	= +12
6)	Carolina	20	10	30	13	6	19	= +11
7)	Tampa Bay	21	10	31	12	9	21	= +10
8)	New England	17	12	29	11	9	20	= +9
9t)	Dallas	15	13	28	12	8	20	= +8
9t)	St. Louis	14	15	29	11	10	21	= +8
11)	Chicago	19	9	28	13	10	23	= +5
12)	Buffalo	23	7	30	15	12	27	= +3
13)	Cincinnati	20	11	31	20	10	30	= +1
14t)	Denver	17	9	26	10	16	26	= 0
14t)	Tennessee	13	12	25	16	9	25	= 0
14t)	New Orleans	12	7	19	12	7	19	= 0
17)	Arizona	20	10	30	22	9	31	= -1
18)	Miami	18	6	24	19	7	26	= -2
19)	Green Bay	11	11	22	16	9	25	= -3
20t)	Pittsburgh	10	10	20	14	10	24	= -4
20t)	San Diego	11	6	17	11	10	21	= -4
22)	Baltimore	16	8	24	23	6	29	= -5
23)	Jacksonville	11	10	21	21	6	27	= -6
24)	Atlanta	10	11	21	17	11	28	= -7
25t)	Cleveland	14	7	21	20	9	29	= -8
25t)	Washington	16	10	26	19	15	34	= -8
27)	Oakland	9	13	22	20	11	31	= -9
28t)	Detroit	15	7	22	19	15	34	= -12
28t)	Minnesota	12	8	20	19	13	32	= -12
30)	New York Jets	13	2	15	22	7	29	= -14
31)	New York Giants	17	12	29	29	15	44	= -15
32)	Houston	7	4	11	22	9	31	= -20
	Totals	502	312	814	502	312	814	= 0

WEEK 17 / THROUGH SUNDAY, DECEMBER 29, 2013**AFC / TEAM/OFFENSE INSIDE THE 20**

Rank	Team	Poss	Pts	TD	TD%	FG	Score	Score%
1)	Denver	67	393	51	76.1	12	63	94.0
2)	Cincinnati	46	251	34	73.9	5	39	84.8
3)	Oakland	42	205	25	59.5	10	35	83.3
4)	Kansas City	57	270	33	57.9	13	46	80.7
5)	Tennessee	49	247	28	57.1	17	45	91.8
6)	Miami	46	226	26	56.5	15	41	89.1
7)	Indianapolis	50	250	28	56.0	17	45	90.0
8)	New England	65	316	36	55.4	21	57	87.7
9)	Cleveland	36	164	19	52.8	10	29	80.6
10)	Pittsburgh	53	259	28	52.8	21	49	92.5
11)	San Diego	59	282	30	50.8	24	54	91.5
12t)	Houston	40	179	20	50.0	13	33	82.5
12t)	New York Jets	42	195	21	50.0	16	37	88.1
14)	Buffalo	44	211	21	47.7	21	42	95.5
15)	Baltimore	52	234	24	46.2	21	45	86.5
16)	Jacksonville	41	163	18	43.9	13	31	75.6

AFC / OPPONENTS/DEFENSE INSIDE THE 20

Rank	Team	Poss	Pts	TD	TD%	FG	Score	Score%
1)	New York Jets	49	211	22	44.9	19	41	83.7
2)	Miami	56	251	26	46.4	23	49	87.5
3)	Buffalo	51	226	24	47.1	19	43	84.3
4)	Baltimore	41	191	20	48.8	18	38	92.7
5)	Cincinnati	36	163	18	50.0	12	30	83.3
6)	Kansas City	37	172	19	51.4	13	32	86.5
7)	New England	50	238	28	56.0	14	42	84.0
8)	Pittsburgh	55	274	31	56.4	19	50	90.9
9)	Indianapolis	41	198	24	58.5	10	34	82.9
10)	Oakland	62	310	37	59.7	17	54	87.1
11)	Jacksonville	65	330	39	60.0	19	58	89.2
12)	Denver	60	307	37	61.7	16	53	88.3
13)	San Diego	45	231	28	62.2	12	40	88.9
14t)	Cleveland	50	267	32	64.0	14	46	92.0
14t)	Tennessee	50	268	32	64.0	15	47	94.0
16)	Houston	48	263	32	66.7	13	45	93.8

WEEK 17 / THROUGH SUNDAY, DECEMBER 29, 2013**NFC / TEAM/OFFENSE INSIDE THE 20**

Rank	Team	Poss	Pts	TD	TD%	FG	Score	Score%
1)	Dallas	51	281	35	68.6	12	47	92.2
2)	Detroit	56	284	35	62.5	13	48	85.7
3)	Chicago	60	303	35	58.3	18	53	88.3
4)	Carolina	50	242	29	58.0	13	42	84.0
5)	San Francisco	55	274	31	56.4	19	50	90.9
6t)	New Orleans	57	271	32	56.1	16	48	84.2
6t)	Seattle	57	284	32	56.1	20	52	91.2
8)	Philadelphia	57	259	30	52.6	17	47	82.5
9)	Minnesota	48	221	25	52.1	16	41	85.4
10t)	Arizona	50	227	26	52.0	16	42	84.0
10t)	Washington	50	223	26	52.0	15	41	82.0
12)	Atlanta	52	243	27	51.9	18	45	86.5
13)	Tampa Bay	37	175	19	51.4	14	33	89.2
14)	St. Louis	49	228	25	51.0	17	42	85.7
15)	Green Bay	65	297	33	50.8	23	56	86.2
16)	New York Giants	36	162	17	47.2	14	31	86.1

NFC / OPPONENTS/DEFENSE INSIDE THE 20

Rank	Team	Poss	Pts	TD	TD%	FG	Score	Score%
1)	Seattle	36	132	13	36.1	14	27	75.0
2)	Detroit	42	161	16	38.1	17	33	78.6
3)	Carolina	41	171	17	41.5	17	34	82.9
4)	Tampa Bay	56	255	28	50.0	20	48	85.7
5)	St. Louis	60	262	31	51.7	15	46	76.7
6)	Philadelphia	49	219	26	53.1	12	38	77.6
7)	San Francisco	41	190	22	53.7	12	34	82.9
8)	Arizona	48	226	26	54.2	14	40	83.3
9)	New York Giants	46	221	25	54.3	15	40	87.0
10)	New Orleans	46	231	26	56.5	16	42	91.3
11)	Chicago	59	302	34	57.6	21	55	93.2
12)	Atlanta	57	293	34	59.6	19	53	93.0
13)	Green Bay	57	287	35	61.4	15	50	87.7
14)	Minnesota	63	333	39	61.9	20	59	93.7
15)	Washington	60	305	38	63.3	13	51	85.0
16)	Dallas	62	331	40	64.5	17	57	91.9

WEEK 17 / THROUGH SUNDAY, DECEMBER 29, 2013**NFL / TEAM/OFFENSE INSIDE THE 20**

Rank	Team	Poss	Pts	TD	TD%	FG	Score	Score%
1)	Denver	67	393	51	76.1	12	63	94.0
2)	Cincinnati	46	251	34	73.9	5	39	84.8
3)	Dallas	51	281	35	68.6	12	47	92.2
4)	Detroit	56	284	35	62.5	13	48	85.7
5)	Oakland	42	205	25	59.5	10	35	83.3
6)	Chicago	60	303	35	58.3	18	53	88.3
7)	Carolina	50	242	29	58.0	13	42	84.0
8)	Kansas City	57	270	33	57.9	13	46	80.7
9)	Tennessee	49	247	28	57.1	17	45	91.8
10)	Miami	46	226	26	56.5	15	41	89.1
11)	San Francisco	55	274	31	56.4	19	50	90.9
12t)	New Orleans	57	271	32	56.1	16	48	84.2
12t)	Seattle	57	284	32	56.1	20	52	91.2
14)	Indianapolis	50	250	28	56.0	17	45	90.0
15)	New England	65	316	36	55.4	21	57	87.7
16)	Cleveland	36	164	19	52.8	10	29	80.6
17)	Pittsburgh	53	259	28	52.8	21	49	92.5
18)	Philadelphia	57	259	30	52.6	17	47	82.5
19)	Minnesota	48	221	25	52.1	16	41	85.4
20t)	Arizona	50	227	26	52.0	16	42	84.0
20t)	Washington	50	223	26	52.0	15	41	82.0
22)	Atlanta	52	243	27	51.9	18	45	86.5
23)	Tampa Bay	37	175	19	51.4	14	33	89.2
24)	St. Louis	49	228	25	51.0	17	42	85.7
25)	Green Bay	65	297	33	50.8	23	56	86.2
26)	San Diego	59	282	30	50.8	24	54	91.5
27t)	Houston	40	179	20	50.0	13	33	82.5
27t)	New York Jets	42	195	21	50.0	16	37	88.1
29)	Buffalo	44	211	21	47.7	21	42	95.5
30)	New York Giants	36	162	17	47.2	14	31	86.1
31)	Baltimore	52	234	24	46.2	21	45	86.5
32)	Jacksonville	41	163	18	43.9	13	31	75.6

NFL / OPPONENTS/DEFENSE INSIDE THE 20

Rank	Team	Poss	Pts	TD	TD%	FG	Score	Score%
1)	Seattle	36	132	13	36.1	14	27	75.0
2)	Detroit	42	161	16	38.1	17	33	78.6
3)	Carolina	41	171	17	41.5	17	34	82.9
4)	New York Jets	49	211	22	44.9	19	41	83.7
5)	Miami	56	251	26	46.4	23	49	87.5
6)	Buffalo	51	226	24	47.1	19	43	84.3
7)	Baltimore	41	191	20	48.8	18	38	92.7
8t)	Cincinnati	36	163	18	50.0	12	30	83.3
8t)	Tampa Bay	56	255	28	50.0	20	48	85.7
10)	Kansas City	37	172	19	51.4	13	32	86.5
11)	St. Louis	60	262	31	51.7	15	46	76.7
12)	Philadelphia	49	219	26	53.1	12	38	77.6
13)	San Francisco	41	190	22	53.7	12	34	82.9
14)	Arizona	48	226	26	54.2	14	40	83.3
15)	New York Giants	46	221	25	54.3	15	40	87.0
16)	New England	50	238	28	56.0	14	42	84.0
17)	Pittsburgh	55	274	31	56.4	19	50	90.9
18)	New Orleans	46	231	26	56.5	16	42	91.3
19)	Chicago	59	302	34	57.6	21	55	93.2
20)	Indianapolis	41	198	24	58.5	10	34	82.9
21)	Atlanta	57	293	34	59.6	19	53	93.0
22)	Oakland	62	310	37	59.7	17	54	87.1
23)	Jacksonville	65	330	39	60.0	19	58	89.2
24)	Green Bay	57	287	35	61.4	15	50	87.7
25)	Denver	60	307	37	61.7	16	53	88.3
26)	Minnesota	63	333	39	61.9	20	59	93.7
27)	San Diego	45	231	28	62.2	12	40	88.9
28)	Washington	60	305	38	63.3	13	51	85.0
29t)	Cleveland	50	267	32	64.0	14	46	92.0
29t)	Tennessee	50	268	32	64.0	15	47	94.0
31)	Dallas	62	331	40	64.5	17	57	91.9
32)	Houston	48	263	32	66.7	13	45	93.8

WEEK 17 / THROUGH SUNDAY, DECEMBER 29, 2013

AFC / OFFENSE/TEAMS: FIRST DOWNS, THIRD DOWNS, FOURTH DOWNS

Rank	Team	FIRST DOWNS				THIRD DOWNS			FOURTH DOWNS		
		Total	Rush	Pass	Pen	Made	Att	Pct	Made	Att	Pct
1)	Denver	435	107	293	35	95	205	46.3	8	9	88.9
2)	New England	378	110	225	43	83	221	37.6	7	15	46.7
3)	San Diego	373	104	230	39	101	206	49.0	5	6	83.3
4)	Cincinnati	330	101	205	24	92	225	40.9	12	21	57.1
5)	Kansas City	323	110	179	34	74	213	34.7	4	11	36.4
6)	Indianapolis	318	88	191	39	80	213	37.6	3	10	30.0
7)	Pittsburgh	312	81	207	24	82	216	38.0	9	15	60.0
8)	Tennessee	311	103	172	36	94	227	41.4	11	17	64.7
9)	Houston	307	90	198	19	83	231	35.9	6	17	35.3
10t)	Buffalo	301	113	149	39	83	244	34.0	4	14	28.6
10t)	Cleveland	301	77	200	24	83	237	35.0	14	31	45.2
12)	Baltimore	295	68	189	38	92	253	36.4	6	16	37.5
13)	New York Jets	280	105	154	21	90	231	39.0	1	8	12.5
14)	Miami	278	61	205	12	76	217	35.0	3	12	25.0
15)	Oakland	275	90	168	17	78	223	35.0	7	12	58.3
16)	Jacksonville	271	71	176	24	70	225	31.1	13	30	43.3
	Totals	5088	1479	3141	468	1356	3587	37.8	113	244	46.3

AFC / DEFENSE/OPPONENTS: FIRST DOWNS, THIRD DOWNS, FOURTH DOWNS

Rank	Team	FIRST DOWNS				THIRD DOWNS			FOURTH DOWNS		
		Total	Rush	Pass	Pen	Made	Att	Pct	Made	Att	Pct
1t)	Cincinnati	282	72	178	32	74	225	32.9	5	16	31.3
1t)	Houston	282	88	158	36	75	217	34.6	3	8	37.5
3)	Baltimore	284	79	176	29	78	233	33.5	8	14	57.1
4)	New York Jets	293	68	198	27	85	231	36.8	7	18	38.9
5t)	Kansas City	303	88	189	26	78	229	34.1	9	18	50.0
5t)	Pittsburgh	303	106	174	23	91	230	39.6	9	20	45.0
7)	Buffalo	308	98	170	40	91	245	37.1	4	10	40.0
8)	Indianapolis	319	101	191	27	79	210	37.6	10	19	52.6
9t)	Miami	327	114	192	21	91	238	38.2	8	15	53.3
9t)	San Diego	327	98	208	21	70	180	38.9	6	13	46.2
11)	Cleveland	328	103	197	28	109	244	44.7	4	9	44.4
12)	Tennessee	329	108	191	30	69	201	34.3	7	11	63.6
13)	Oakland	330	100	202	28	91	211	43.1	2	6	33.3
14)	New England	338	110	208	20	98	232	42.2	4	21	19.0
15)	Denver	339	90	208	41	83	218	38.1	4	15	26.7
16)	Jacksonville	353	121	200	32	96	226	42.5	9	12	75.0
	Totals	5045	1544	3040	461	1358	3570	38.0	99	225	44.0

WEEK 17 / THROUGH SUNDAY, DECEMBER 29, 2013

NFC / OFFENSE/TEAMS: FIRST DOWNS, THIRD DOWNS, FOURTH DOWNS

Rank	Team	FIRST DOWNS				THIRD DOWNS			FOURTH DOWNS		
		Total	Rush	Pass	Pen	Made	Att	Pct	Made	Att	Pct
1)	New Orleans	359	87	244	28	97	221	43.9	9	19	47.4
2)	Philadelphia	355	133	197	25	83	213	39.0	7	14	50.0
3)	Green Bay	351	119	201	31	89	216	41.2	9	13	69.2
4)	Detroit	350	106	221	23	95	221	43.0	5	14	35.7
5)	Chicago	344	102	215	27	83	197	42.1	8	13	61.5
6)	Atlanta	330	64	227	39	89	207	43.0	6	14	42.9
7t)	Arizona	329	84	205	40	74	210	35.2	5	9	55.6
7t)	Washington	329	112	198	19	95	235	40.4	6	20	30.0
9)	Dallas	325	80	213	32	63	180	35.0	4	6	66.7
10)	Carolina	319	122	169	28	91	208	43.8	10	13	76.9
11)	Minnesota	309	106	173	30	78	214	36.4	10	19	52.6
12)	Seattle	307	116	160	31	76	204	37.3	6	11	54.5
13)	San Francisco	286	115	148	23	77	211	36.5	7	11	63.6
14)	St. Louis	282	82	165	35	73	212	34.4	6	18	33.3
15)	New York Giants	280	77	176	27	69	211	32.7	6	12	50.0
16)	Tampa Bay	269	75	157	37	69	221	31.2	8	22	36.4
	Totals	5124	1580	3069	475	1301	3381	38.5	112	228	49.1

NFC / DEFENSE/OPPONENTS: FIRST DOWNS, THIRD DOWNS, FOURTH DOWNS

Rank	Team	FIRST DOWNS				THIRD DOWNS			FOURTH DOWNS		
		Total	Rush	Pass	Pen	Made	Att	Pct	Made	Att	Pct
1)	New Orleans	274	82	168	24	69	199	34.7	4	12	33.3
2)	Carolina	278	70	178	30	76	212	35.8	3	11	27.3
3)	Seattle	282	83	156	43	76	216	35.2	4	11	36.4
4)	San Francisco	284	77	181	26	76	223	34.1	10	23	43.5
5)	Detroit	290	62	197	31	64	211	30.3	9	12	75.0
6)	Arizona	309	68	208	33	78	221	35.3	6	16	37.5
7)	Tampa Bay	324	95	190	39	80	204	39.2	8	14	57.1
8)	Atlanta	326	102	196	28	96	209	45.9	7	11	63.6
9)	New York Giants	327	101	198	28	93	232	40.1	4	15	26.7
10)	Washington	329	102	204	23	66	194	34.0	12	17	70.6
11)	Green Bay	330	116	190	24	78	204	38.2	10	17	58.8
12)	St. Louis	337	87	203	47	78	201	38.8	9	16	56.3
13)	Chicago	353	147	184	22	83	200	41.5	12	16	75.0
14t)	Minnesota	368	101	247	20	102	231	44.2	11	18	61.1
14t)	Philadelphia	368	100	239	29	93	231	40.3	8	20	40.0
16)	Dallas	388	122	231	35	91	210	43.3	9	18	50.0
	Totals	5167	1515	3170	482	1299	3398	38.2	126	247	51.0

WEEK 17 / THROUGH SUNDAY, DECEMBER 29, 2013

NFL / OFFENSE/TEAMS: FIRST DOWNS, THIRD DOWNS, FOURTH DOWNS

Rank	Team	FIRST DOWNS				THIRD DOWNS			FOURTH DOWNS		
		Total	Rush	Pass	Pen	Made	Att	Pct	Made	Att	Pct
1)	Denver	435	107	293	35	95	205	46.3	8	9	88.9
2)	New England	378	110	225	43	83	221	37.6	7	15	46.7
3)	San Diego	373	104	230	39	101	206	49.0	5	6	83.3
4)	New Orleans	359	87	244	28	97	221	43.9	9	19	47.4
5)	Philadelphia	355	133	197	25	83	213	39.0	7	14	50.0
6)	Green Bay	351	119	201	31	89	216	41.2	9	13	69.2
7)	Detroit	350	106	221	23	95	221	43.0	5	14	35.7
8)	Chicago	344	102	215	27	83	197	42.1	8	13	61.5
9t)	Cincinnati	330	101	205	24	92	225	40.9	12	21	57.1
9t)	Atlanta	330	64	227	39	89	207	43.0	6	14	42.9
11t)	Arizona	329	84	205	40	74	210	35.2	5	9	55.6
11t)	Washington	329	112	198	19	95	235	40.4	6	20	30.0
13)	Dallas	325	80	213	32	63	180	35.0	4	6	66.7
14)	Kansas City	323	110	179	34	74	213	34.7	4	11	36.4
15)	Carolina	319	122	169	28	91	208	43.8	10	13	76.9
16)	Indianapolis	318	88	191	39	80	213	37.6	3	10	30.0
17)	Pittsburgh	312	81	207	24	82	216	38.0	9	15	60.0
18)	Tennessee	311	103	172	36	94	227	41.4	11	17	64.7
19)	Minnesota	309	106	173	30	78	214	36.4	10	19	52.6
20t)	Houston	307	90	198	19	83	231	35.9	6	17	35.3
20t)	Seattle	307	116	160	31	76	204	37.3	6	11	54.5
22t)	Buffalo	301	113	149	39	83	244	34.0	4	14	28.6
22t)	Cleveland	301	77	200	24	83	237	35.0	14	31	45.2
24)	Baltimore	295	68	189	38	92	253	36.4	6	16	37.5
25)	San Francisco	286	115	148	23	77	211	36.5	7	11	63.6
26)	St. Louis	282	82	165	35	73	212	34.4	6	18	33.3
27t)	New York Jets	280	105	154	21	90	231	39.0	1	8	12.5
27t)	New York Giants	280	77	176	27	69	211	32.7	6	12	50.0
29)	Miami	278	61	205	12	76	217	35.0	3	12	25.0
30)	Oakland	275	90	168	17	78	223	35.0	7	12	58.3
31)	Jacksonville	271	71	176	24	70	225	31.1	13	30	43.3
32)	Tampa Bay	269	75	157	37	69	221	31.2	8	22	36.4
	Totals	10212	3059	6210	943	2657	6968	38.1	225	472	47.7

NFL / DEFENSE/OPPONENTS: FIRST DOWNS, THIRD DOWNS, FOURTH DOWNS

Rank	Team	FIRST DOWNS				THIRD DOWNS			FOURTH DOWNS		
		Total	Rush	Pass	Pen	Made	Att	Pct	Made	Att	Pct
1)	New Orleans	274	82	168	24	69	199	34.7	4	12	33.3
2)	Carolina	278	70	178	30	76	212	35.8	3	11	27.3
3t)	Cincinnati	282	72	178	32	74	225	32.9	5	16	31.3
3t)	Houston	282	88	158	36	75	217	34.6	3	8	37.5
3t)	Seattle	282	83	156	43	76	216	35.2	4	11	36.4
6t)	Baltimore	284	79	176	29	78	233	33.5	8	14	57.1
6t)	San Francisco	284	77	181	26	76	223	34.1	10	23	43.5
8)	Detroit	290	62	197	31	64	211	30.3	9	12	75.0
9)	New York Jets	293	68	198	27	85	231	36.8	7	18	38.9
10t)	Kansas City	303	88	189	26	78	229	34.1	9	18	50.0
10t)	Pittsburgh	303	106	174	23	91	230	39.6	9	20	45.0
12)	Buffalo	308	98	170	40	91	245	37.1	4	10	40.0
13)	Arizona	309	68	208	33	78	221	35.3	6	16	37.5
14)	Indianapolis	319	101	191	27	79	210	37.6	10	19	52.6
15)	Tampa Bay	324	95	190	39	80	204	39.2	8	14	57.1
16)	Atlanta	326	102	196	28	96	209	45.9	7	11	63.6
17t)	Miami	327	114	192	21	91	238	38.2	8	15	53.3
17t)	San Diego	327	98	208	21	70	180	38.9	6	13	46.2
17t)	New York Giants	327	101	198	28	93	232	40.1	4	15	26.7
20)	Cleveland	328	103	197	28	109	244	44.7	4	9	44.4
21t)	Tennessee	329	108	191	30	69	201	34.3	7	11	63.6
21t)	Washington	329	102	204	23	66	194	34.0	12	17	70.6
23t)	Oakland	330	100	202	28	91	211	43.1	2	6	33.3
23t)	Green Bay	330	116	190	24	78	204	38.2	10	17	58.8
25)	St. Louis	337	87	203	47	78	201	38.8	9	16	56.3
26)	New England	338	110	208	20	98	232	42.2	4	21	19.0
27)	Denver	339	90	208	41	83	218	38.1	4	15	26.7
28t)	Jacksonville	353	121	200	32	96	226	42.5	9	12	75.0
28t)	Chicago	353	147	184	22	83	200	41.5	12	16	75.0
30t)	Minnesota	368	101	247	20	102	231	44.2	11	18	61.1
30t)	Philadelphia	368	100	239	29	93	231	40.3	8	20	40.0
32)	Dallas	388	122	231	35	91	210	43.3	9	18	50.0
	Totals	10212	3059	6210	943	2657	6968	38.1	225	472	47.7

WEEK 17 / THROUGH SUNDAY, DECEMBER 29, 2013

AFC / FIRST-DOWN PLAYS BY TEAMS

Rank	Team	Yds/Play	Plays	Yards
1)	Denver	6.20	556	3449
2)	New England	5.77	525	3028
3)	Cleveland	5.68	459	2606
4)	Oakland	5.63	434	2443
5)	San Diego	5.61	488	2740
6)	Pittsburgh	5.38	452	2432
7)	Indianapolis	5.37	449	2412
8)	Kansas City	5.31	466	2476
9)	Cincinnati	5.13	476	2441
10)	Tennessee	5.10	445	2269
11)	Houston	4.81	475	2285
12)	Jacksonville	4.79	433	2075
13)	Miami	4.73	433	2050
14)	New York Jets	4.73	441	2085
15)	Buffalo	4.67	477	2227
16)	Baltimore	4.59	463	2126
	TOTAL	5.24	7472	39144

AFC / FIRST-DOWN PLAYS BY OPPONENTS

Rank	Team	Yds/Play	Plays	Yards
1)	Cincinnati	4.31	442	1907
2)	Cleveland	4.51	474	2140
3)	Denver	4.78	487	2328
4)	Kansas City	4.83	464	2242
5)	New York Jets	4.89	445	2176
6)	Miami	4.99	481	2401
7)	Houston	5.12	424	2170
8)	Tennessee	5.17	470	2431
9)	Oakland	5.30	463	2456
10)	Baltimore	5.38	447	2403
11)	Indianapolis	5.39	455	2451
12)	Buffalo	5.43	472	2564
13)	New England	5.56	489	2719
14)	Jacksonville	5.63	487	2741
15)	Pittsburgh	5.85	445	2603
16)	San Diego	6.68	451	3014
	TOTAL	5.24	7396	38746

WEEK 17 / THROUGH SUNDAY, DECEMBER 29, 2013

NFC / FIRST-DOWN PLAYS BY TEAMS

Rank	Team	Yds/Play	Plays	Yards
1)	Philadelphia	6.83	488	3332
2)	Chicago	6.02	471	2835
3)	New Orleans	6.01	485	2915
4)	Dallas	5.75	458	2632
5)	Seattle	5.69	439	2498
6)	Green Bay	5.48	482	2643
7)	San Francisco	5.44	424	2305
8)	Minnesota	5.43	451	2449
9)	Detroit	5.30	495	2623
10)	Washington	5.22	488	2545
11)	Arizona	5.19	470	2439
12)	St. Louis	5.17	421	2175
13)	New York Giants	5.12	439	2246
14)	Carolina	4.99	442	2207
15)	Atlanta	4.78	456	2178
16)	Tampa Bay	4.72	415	1958
	TOTAL	5.46	7324	39980

NFC / FIRST-DOWN PLAYS BY OPPONENTS

Rank	Team	Yds/Play	Plays	Yards
1)	Seattle	4.69	435	2042
2)	Tampa Bay	4.73	459	2171
3)	New Orleans	4.81	415	1996
4)	New York Giants	4.85	481	2335
5)	Arizona	4.97	460	2288
6)	Carolina	5.04	426	2149
7)	Minnesota	5.31	509	2703
8)	San Francisco	5.34	438	2338
9)	St. Louis	5.41	467	2528
10)	Philadelphia	5.49	516	2832
11)	Green Bay	5.66	456	2582
12)	Atlanta	5.86	442	2590
13)	Washington	6.03	463	2794
14)	Dallas	6.20	515	3191
15)	Chicago	6.33	477	3020
16)	Detroit	6.39	441	2819
	TOTAL	5.46	7400	40378

WEEK 17 / THROUGH SUNDAY, DECEMBER 29, 2013**NFL / FIRST-DOWN PLAYS BY TEAMS**

Rank	Team	Yds/Play	Plays	Yards
1)	Philadelphia	6.83	488	3332
2)	Denver	6.20	556	3449
3)	Chicago	6.02	471	2835
4)	New Orleans	6.01	485	2915
5)	New England	5.77	525	3028
6)	Dallas	5.75	458	2632
7)	Seattle	5.69	439	2498
8)	Cleveland	5.68	459	2606
9)	Oakland	5.63	434	2443
10)	San Diego	5.61	488	2740
11)	Green Bay	5.48	482	2643
12)	San Francisco	5.44	424	2305
13)	Minnesota	5.43	451	2449
14)	Pittsburgh	5.38	452	2432
15)	Indianapolis	5.37	449	2412
16)	Kansas City	5.31	466	2476
17)	Detroit	5.30	495	2623
18)	Washington	5.22	488	2545
19)	Arizona	5.19	470	2439
20)	St. Louis	5.17	421	2175
21)	Cincinnati	5.13	476	2441
22)	New York Giants	5.12	439	2246
23)	Tennessee	5.10	445	2269
24)	Carolina	4.99	442	2207
25)	Houston	4.81	475	2285
26)	Jacksonville	4.79	433	2075
27)	Atlanta	4.78	456	2178
28)	Miami	4.73	433	2050
29)	New York Jets	4.73	441	2085
30)	Tampa Bay	4.72	415	1958
31)	Buffalo	4.67	477	2227
32)	Baltimore	4.59	463	2126
	TOTAL	5.35	14796	79124

NFL / FIRST-DOWN PLAYS BY OPPONENTS

Rank	Team	Yds/Play	Plays	Yards
1)	Cincinnati	4.31	442	1907
2)	Cleveland	4.51	474	2140
3)	Seattle	4.69	435	2042
4)	Tampa Bay	4.73	459	2171
5)	Denver	4.78	487	2328
6)	New Orleans	4.81	415	1996
7)	Kansas City	4.83	464	2242
8)	New York Giants	4.85	481	2335
9)	New York Jets	4.89	445	2176
10)	Arizona	4.97	460	2288
11)	Miami	4.99	481	2401
12)	Carolina	5.04	426	2149
13)	Houston	5.12	424	2170
14)	Tennessee	5.17	470	2431
15)	Oakland	5.30	463	2456
16)	Minnesota	5.31	509	2703
17)	San Francisco	5.34	438	2338
18)	Baltimore	5.38	447	2403
19)	Indianapolis	5.39	455	2451
20)	St. Louis	5.41	467	2528
21)	Buffalo	5.43	472	2564
22)	Philadelphia	5.49	516	2832
23)	New England	5.56	489	2719
24)	Jacksonville	5.63	487	2741
25)	Green Bay	5.66	456	2582
26)	Pittsburgh	5.85	445	2603
27)	Atlanta	5.86	442	2590
28)	Washington	6.03	463	2794
29)	Dallas	6.20	515	3191
30)	Chicago	6.33	477	3020
31)	Detroit	6.39	441	2819
32)	San Diego	6.68	451	3014
	TOTAL	5.35	14796	79124

WEEK 17 / THROUGH SUNDAY, DECEMBER 29, 2013

AFC / KICKOFFS (Receiving Team)

Rank	Team	TotKO	AdjKO	TB	TB%	EZ	EZ%	OB	I20	Avg.Start
1)	Kansas City	71	71	27	38.0	49	69.0	0	14	26.3
2)	Baltimore	80	79	33	41.8	61	76.3	2	9	24.4
3)	Cincinnati	74	72	32	44.4	54	73.0	0	11	23.2
4)	Pittsburgh	86	81	39	48.1	62	72.1	1	11	22.7
5)	Jacksonville	96	94	52	55.3	81	84.4	2	10	22.5
6)	Tennessee	84	81	38	46.9	66	78.6	1	15	22.2
7)	New York Jets	91	88	44	50.0	70	76.9	1	15	22.1
8)	Cleveland	87	84	44	52.4	69	79.3	1	14	22.1
9)	Denver	85	82	42	51.2	69	81.2	2	14	22.0
10)	Houston	93	91	40	44.0	82	88.2	2	22	21.9
11)	New England	77	74	35	47.3	61	79.2	0	15	21.9
12)	Indianapolis	77	75	32	42.7	63	81.8	0	15	21.5
13)	San Diego	77	76	42	55.3	64	83.1	2	13	21.0
14)	Buffalo	85	85	61	71.8	78	91.8	1	9	20.7
15)	Miami	83	83	40	48.2	66	79.5	1	20	20.6
16)	Oakland	95	91	38	41.8	81	85.3	1	22	20.5
	Totals	1341	1307	639	48.9	1076	82.3	17	229	22.2

AFC / KICKOFFS (Kicking Team)

Rank	Team	TotKO	AdjKO	TB	TB%	EZ	EZ%	OB	I20	Avg.Start
1)	Jacksonville	63	61	36	59.0	57	90.5	1	15	19.6
2)	New England	99	97	65	67.0	84	84.8	1	14	20.6
3)	Miami	75	74	38	51.4	64	85.3	1	15	21.3
4)	Kansas City	92	91	47	51.6	77	83.7	2	14	21.6
5)	Cleveland	73	68	42	61.8	60	82.2	0	10	21.7
6)	Denver	115	113	81	71.7	107	93.0	1	12	21.9
7)	New York Jets	73	70	30	42.9	52	71.2	0	14	21.9
8)	Oakland	74	65	38	58.5	49	66.2	1	8	22.0
9)	Indianapolis	88	85	41	48.2	73	83.0	2	18	22.1
10)	Houston	68	67	29	43.3	55	80.9	0	12	22.5
11)	Baltimore	82	80	42	52.5	66	80.5	1	7	22.6
12)	Buffalo	83	81	34	42.0	63	75.9	0	19	22.7
13)	San Diego	92	91	18	19.8	75	81.5	1	17	22.8
14)	Tennessee	83	77	32	41.6	61	73.5	1	8	23.2
15)	Cincinnati	86	84	32	38.1	65	75.6	1	9	23.4
16)	Pittsburgh	86	82	24	29.3	45	52.3	3	16	24.3
	Totals	1332	1286	629	48.9	1053	81.9	16	208	22.2

Note: Average team drive start DOES NOT include onside kicks or kickoffs at the end of a half unless either kickoff is returned for a touchdown. All other kickoffs (returned kickoffs, fair catches, touchback and kickoffs out of bounds) are included. Kickoffs resulting in the kicking team retaining possession are not included.

ADJ KO: Adjusted kickoffs are used to compute the Avg. Team Drive Start.

I20: The number of drives that start inside (not including) the 20 yd line.

WEEK 17 / THROUGH SUNDAY, DECEMBER 29, 2013

NFC / KICKOFFS (Receiving Team)

Rank	Team	TotKO	AdjKO	TB	TB%	EZ	EZ%	OB	I20	Avg.Start
1)	Minnesota	98	94	30	31.9	59	60.2	1	9	27.2
2)	Chicago	100	95	27	28.4	67	67.0	0	24	24.2
3)	Dallas	89	85	40	47.1	68	76.4	1	13	23.1
4)	Seattle	65	60	31	51.7	47	72.3	0	10	23.0
5)	Detroit	89	85	51	60.0	73	82.0	0	13	22.3
6)	San Francisco	65	60	30	50.0	50	76.9	1	9	21.9
7)	Green Bay	91	84	45	53.6	65	71.4	3	14	21.8
8)	Philadelphia	87	83	48	57.8	71	81.6	0	9	21.8
9)	New York Giants	85	81	40	49.4	65	76.5	1	16	21.6
10)	New Orleans	73	68	47	69.1	58	79.5	0	8	21.2
11)	Washington	97	97	45	46.4	68	70.1	1	19	21.1
12)	Tampa Bay	88	84	51	60.7	76	86.4	0	10	20.9
13)	Atlanta	95	92	65	70.7	85	89.5	0	10	20.7
14)	Carolina	67	64	36	56.3	57	85.1	0	12	20.7
15)	St. Louis	78	76	39	51.3	65	83.3	1	14	20.6
16)	Arizona	76	71	45	63.4	60	78.9	0	11	20.3
	Totals	1343	1279	670	52.41	1034	80.8	9	201	22.1

NFC / KICKOFFS (Kicking Team)

Rank	Team	TotKO	AdjKO	TB	TB%	EZ	EZ%	OB	I20	Avg.Start
1)	Tampa Bay	69	64	41	64.1	57	82.6	1	16	19.4
2)	St. Louis	81	77	52	67.5	74	91.4	2	14	20.1
3)	Carolina	82	81	63	77.8	76	92.7	0	8	20.2
4)	Seattle	94	92	48	52.2	83	88.3	1	20	20.8
5)	San Francisco	92	90	38	42.2	65	70.7	0	22	21.0
6)	Atlanta	79	72	50	69.4	64	81.0	0	6	21.0
7)	New Orleans	87	84	52	61.9	73	83.9	0	11	21.2
8)	Dallas	93	91	52	57.1	72	77.4	0	12	21.4
9)	New York Giants	71	68	35	51.5	53	74.6	0	16	21.5
10)	Arizona	87	85	33	38.8	71	81.6	0	13	22.2
11)	Detroit	84	83	45	54.2	71	84.5	3	13	22.7
12)	Chicago	90	84	38	45.2	59	65.6	1	16	23.3
13)	Washington	72	68	22	32.4	40	55.6	0	15	24.0
14)	Philadelphia	90	87	37	42.5	63	70.0	0	15	24.3
15)	Minnesota	88	85	44	51.8	73	83.0	1	10	24.4
16)	Green Bay	93	89	30	33.7	63	67.7	1	15	25.6
	Totals	1352	1300	680	52.31	1057	81.3	10	222	22.1

Note: Average team drive start DOES NOT include onside kicks or kickoffs at the end of a half unless either kickoff is returned for a touchdown. All other kickoffs (returned kickoffs, fair catches, touchback and kickoffs out of bounds) are included. Kickoffs resulting in the kicking team retaining possession are not included.

ADJ KO: Adjusted kickoffs are used to compute the Avg. Team Drive Start.

I20: The number of drives that start inside (not including) the 20 yd line.

WEEK 17 / THROUGH SUNDAY, DECEMBER 29, 2013

NFL / KICKOFFS (Receiving Team)

Rank	Team	TotKO	AdjKO	TB	TB%	EZ	EZ%	OB	I20	Avg.Start
1)	Minnesota	98	94	30	31.9	59	60.2	1	9	27.2
2)	Kansas City	71	71	27	38.0	49	69.0	0	14	26.3
3)	Baltimore	80	79	33	41.8	61	76.3	2	9	24.4
4)	Chicago	100	95	27	28.4	67	67.0	0	24	24.2
5)	Cincinnati	74	72	32	44.4	54	73.0	0	11	23.2
6)	Dallas	89	85	40	47.1	68	76.4	1	13	23.1
7)	Seattle	65	60	31	51.7	47	72.3	0	10	23.0
8)	Pittsburgh	86	81	39	48.1	62	72.1	1	11	22.7
9)	Jacksonville	96	94	52	55.3	81	84.4	2	10	22.5
10)	Detroit	89	85	51	60.0	73	82.0	0	13	22.3
11)	Tennessee	84	81	38	46.9	66	78.6	1	15	22.2
12)	New York Jets	91	88	44	50.0	70	76.9	1	15	22.1
13)	Cleveland	87	84	44	52.4	69	79.3	1	14	22.1
14)	Denver	85	82	42	51.2	69	81.2	2	14	22.0
15)	San Francisco	65	60	30	50.0	50	76.9	1	9	21.9
16)	Houston	93	91	40	44.0	82	88.2	2	22	21.9
17)	New England	77	74	35	47.3	61	79.2	0	15	21.9
18)	Green Bay	91	84	45	53.6	65	71.4	3	14	21.8
19)	Philadelphia	87	83	48	57.8	71	81.6	0	9	21.8
20)	New York Giants	85	81	40	49.4	65	76.5	1	16	21.6
21)	Indianapolis	77	75	32	42.7	63	81.8	0	15	21.5
22)	New Orleans	73	68	47	69.1	58	79.5	0	8	21.2
23)	Washington	97	97	45	46.4	68	70.1	1	19	21.1
24)	San Diego	77	76	42	55.3	64	83.1	2	13	21.0
25)	Tampa Bay	88	84	51	60.7	76	86.4	0	10	20.9
26)	Atlanta	95	92	65	70.7	85	89.5	0	10	20.7
27)	Buffalo	85	85	61	71.8	78	91.8	1	9	20.7
28)	Carolina	67	64	36	56.3	57	85.1	0	12	20.7
29)	St. Louis	78	76	39	51.3	65	83.3	1	14	20.6
30)	Miami	83	83	40	48.2	66	79.5	1	20	20.6
31)	Oakland	95	91	38	41.8	81	85.3	1	22	20.5
32)	Arizona	76	71	45	63.4	60	78.9	0	11	20.3
	Totals	2684	2586	1309	50.6	2110	81.6	26	430	22.1

Note: Average opponent drive start DOES NOT include outside kicks or kickoffs at the end of a half unless either kickoff is returned for a touchdown. All other kickoffs (returned kickoffs, fair catches, touchback and kickoffs out of bounds) are included. Kickoffs resulting in the kicking team retaining possession are not included.

ADJ KO: Adjusted kickoffs are used to compute the Avg. Team Drive Start.

I20: The number of drives that start inside (not including) the 20 yd line.

WEEK 17 / THROUGH SUNDAY, DECEMBER 29, 2013

NFL / KICKOFFS (Kicking Team)

Rank	Team	TotKO	AdjKO	TB	TB%	EZ	EZ%	OB	I20	Avg.Start
1)	Tampa Bay	69	64	41	64.1	57	82.6	1	16	19.4
2)	Jacksonville	63	61	36	59.0	57	90.5	1	15	19.6
3)	St. Louis	81	77	52	67.5	74	91.4	2	14	20.1
4)	Carolina	82	81	63	77.8	76	92.7	0	8	20.2
5)	New England	99	97	65	67.0	84	84.8	1	14	20.6
6)	Seattle	94	92	48	52.2	83	88.3	1	20	20.8
7)	San Francisco	92	90	38	42.2	65	70.7	0	22	21.0
8)	Atlanta	79	72	50	69.4	64	81.0	0	6	21.0
9)	New Orleans	87	84	52	61.9	73	83.9	0	11	21.2
10)	Miami	75	74	38	51.4	64	85.3	1	15	21.3
11)	Dallas	93	91	52	57.1	72	77.4	0	12	21.4
12)	New York Giants	71	68	35	51.5	53	74.6	0	16	21.5
13)	Kansas City	92	91	47	51.6	77	83.7	2	14	21.6
14)	Cleveland	73	68	42	61.8	60	82.2	0	10	21.7
15)	Denver	115	113	81	71.7	107	93.0	1	12	21.9
16)	New York Jets	73	70	30	42.9	52	71.2	0	14	21.9
17)	Oakland	74	65	38	58.5	49	66.2	1	8	22.0
18)	Indianapolis	88	85	41	48.2	73	83.0	2	18	22.1
19)	Arizona	87	85	33	38.8	71	81.6	0	13	22.2
20)	Houston	68	67	29	43.3	55	80.9	0	12	22.5
21)	Baltimore	82	80	42	52.5	66	80.5	1	7	22.6
22)	Detroit	84	83	45	54.2	71	84.5	3	13	22.7
23)	Buffalo	83	81	34	42.0	63	75.9	0	19	22.7
24)	San Diego	92	91	18	19.8	75	81.5	1	17	22.8
25)	Tennessee	83	77	32	41.6	61	73.5	1	8	23.2
26)	Chicago	90	84	38	45.2	59	65.6	1	16	23.3
27)	Cincinnati	86	84	32	38.1	65	75.6	1	9	23.4
28)	Washington	72	68	22	32.4	40	55.6	0	15	24.0
29)	Pittsburgh	86	82	24	29.3	45	52.3	3	16	24.3
30)	Philadelphia	90	87	37	42.5	63	70.0	0	15	24.3
31)	Minnesota	88	85	44	51.8	73	83.0	1	10	24.4
32)	Green Bay	93	89	30	33.7	63	67.7	1	15	25.6
	Totals	2684	2586	1309	50.6	2110	81.6	26	430	22.1

Note: Average team drive start DOES NOT include onside kicks or kickoffs at the end of a half unless either kickoff is returned for a touchdown. All other kickoffs (returned kickoffs, fair catches, touchback and kickoffs out of bounds) are included. Kickoffs resulting in the kicking team retaining possession are not included.

ADJ KO: Adjusted kickoffs are used to compute the Avg. Team Drive Start.

I20: The number of drives that start inside (not including) the 20 yd line.

WEEK 17 / THROUGH SUNDAY, DECEMBER 29, 2013

AFC / SINGLE-GAME HIGHS / PLAYERS

Most Points-- 30, Charles, K.C. at Oak., 12/15, (5 td, 0 fg, 0 xp, 0 2pt)
Passing Yards-- 462, Manning, Denv. vs. Balt., 9/5, (27-42, 462, 7 td, 0 int)
Longest Pass-- 95, Weeden, Clev. vs. Jax , 12/1, (to Gordon, Josh, td)
Passing Touchdowns-- 7, Manning, Denv. vs. Balt., 9/5, (27-42, 462, 7 td, 0 int)
Rushing Yards-- 224, Moreno, Denv. at N.E., 11/24 (OT), (37-224, 1 td)
Rushing Yards-- 189, Blount, N.E. vs. Buff., 12/29, (24-189, 2 td)
Rushing Attempts-- 37, Moreno, Denv. at N.E., 11/24 (OT), (37-224, 1 td)
Rushing Attempts-- 29, Mathews, S.D. vs. NY-G, 12/8, (29-103, 1 td)
Rushing Attempts-- 29, Mathews, S.D. at Denv., 12/12, (29-127, 1 td)
Longest Rush-- 93, Pryor, Oak. vs. Pitt., 10/27, td
Receptions-- 14, J. Blackmon, Jax at Denv., 10/13, (14-190, 0 td)
Receptions-- 14, Gordon, Clev. vs. Pitt., 11/24, (14-237, 1 td)
Receiving Yards-- 261, Gordon, Clev. vs. Jax , 12/1, (10-261, 2 td)
Kickoff Return Yards-- 209, L. Washington, Tenn. at Denv., 12/8, (5-209, 0 td)
Kickoff Returns-- 8, Demps, K.C. vs. S.D., 11/24, (8-199, 0 td)
Longest Kickoff Return-- 108, Davis, K.C. vs. Denv., 12/1, td
Punt Return Yards-- 179, Benjamin, Clev. vs. Buff., 10/3, (7-179, 0 fc, 1 td)
Punt Returns-- 7, (5 times in Non-Overtime Games)
Longest Punt Return-- 89, McCluster, K.C. vs. NY-G, 9/29, td
Interceptions-- 2, Ihedigbo, Balt. vs. Cin., 11/10 (OT), (2-46, 0 td)
Interceptions-- 2, (15 times in Non-Overtime Games)
Longest Interception Return-- 100, S. Smith, K.C. at Buff., 11/3, td
Sacks-- 4.5, M. Williams, Buff. vs. Car., 9/15
Sacks-- 4.5, Houston, K.C. at Phil., 9/19
Scrimmage Yards-- 261, Gordon, Clev. vs. Jax , 12/1, (Rush 0-0, Rec 10-261)
Longest Punt-- 84, Malone, NY-J vs. T.B., 9/8
Punts-- 11, (3 times in Non-Overtime Games)
Field Goals Made-- 6, Tucker, Balt. at Det., 12/16, (6-6, 61 lg)
Longest Field Goal-- 64, Prater, Denv. vs. Tenn., 12/8

NFC / SINGLE-GAME HIGHS / PLAYERS

Most Points-- 18, Young, Wash. vs. S.D., 11/3 (OT), (3 td, 0 fg, 0 xp, 0 2pt)
Most Points-- 18, (15 times in Non-Overtime Games)
Passing Yards-- 506, Romo, Dal. vs. Denv., 10/6, (25-36, 506, 5 td, 1 int)
Longest Pass-- 91, Palmer, Ariz. at Jax , 11/17, (to Floyd, Michael, td)
Passing Touchdowns-- 7, Foles, Phil. at Oak., 11/3, (22-28, 406, 7 td, 0 int)
Rushing Yards-- 217, McCoy, Phil. vs. Det., 12/8, (29-217, 2 td)
Rushing Attempts-- 35, Peterson, Minn. vs. Chi., 12/1 (OT), (35-211, 0 td)
Rushing Attempts-- 33, Stacy, St.L. vs. T.B., 12/22, (33-104, 1 td)
Longest Rush-- 80, Ellington, Ariz. vs. Atl., 10/27, td
Longest Rush-- 80, Rainey, T.B. vs. Buff., 12/8, td
Receptions-- 14, Johnson, Det. vs. Dal., 10/27, (14-329, 1 td)
Receiving Yards-- 329, Johnson, Det. vs. Dal., 10/27, (14-329, 1 td)
Kickoff Return Yards-- 249, Hester, Chi. vs. Minn., 9/15, (5-249, 0 td)
Kickoff Returns-- 8, Paul, Wash. vs. K.C., 12/8, (8-179, 0 td)
Longest Kickoff Return-- 109, Patterson, Minn. vs. G.B., 10/27, td
Punt Return Yards-- 145, Austin, St.L. at Ind., 11/10, (4-145, 2 fc, 1 td)
Punt Returns-- 7, Tate, Sea. at NY-G, 12/15, (7-73, 1 fc, 0 td)
Longest Punt Return-- 98, Austin, St.L. at Ind., 11/10, td
Interceptions-- 2, Cason, Ariz. at Tenn., 12/15 (OT), (2-36, 1 td)
Interceptions-- 2, (16 times in Non-Overtime Games)
Longest Interception Return-- 98, Ogletree, St.L. at Hou., 10/13, td
Sacks-- 4.0, Tuck, NY-G at Wash., 12/1
Sacks-- 4.0, Hardy, Car. at Atl., 12/29
Scrimmage Yards-- 329, Johnson, Det. vs. Dal., 10/27, (Rush 0-0, Rec 14-329)
Longest Punt-- 72, Martin, Det. at Wash., 9/22
Longest Punt-- 72, Nortman, Car. at Miami, 11/24
Punts-- 11, Hekker, St.L. vs. S.F., 9/26, (11-490, 44.5)
Field Goals Made-- 5, (4 times in Non-Overtime Games)
Longest Field Goal-- 58, Gould, Chi. vs. Cin., 9/8

WEEK 17 / THROUGH SUNDAY, DECEMBER 29, 2013

NFL / SINGLE-GAME HIGHS / PLAYERS

Most Points-- 30, Charles, K.C. at Oak., 12/15, (5 td, 0 fg, 0 xp, 0 2pt)
Passing Yards-- 506, Romo, Dal. vs. Denv., 10/6, (25-36, 506, 5 td, 1 int)
Longest Pass-- 95, Weeden, Clev. vs. Jax , 12/1, (to Gordon, Josh, td)
Passing Touchdowns-- 7, Manning, Denv. vs. Balt., 9/5, (27-42, 462, 7 td, 0 int)
Passing Touchdowns-- 7, Foles, Phil. at Oak., 11/3, (22-28, 406, 7 td, 0 int)
Rushing Yards-- 224, Moreno, Denv. at N.E., 11/24 (OT), (37-224, 1 td)
Rushing Yards-- 217, McCoy, Phil. vs. Det., 12/8, (29-217, 2 td)
Rushing Attempts-- 37, Moreno, Denv. at N.E., 11/24 (OT), (37-224, 1 td)
Rushing Attempts-- 33, Stacy, St.L. vs. T.B., 12/22, (33-104, 1 td)
Longest Rush-- 93, Pryor, Oak. vs. Pitt., 10/27, td
Receptions-- 14, (3 times in Non-Overtime Games)
Receiving Yards-- 329, Johnson, Det. vs. Dal., 10/27, (14-329, 1 td)
Kickoff Return Yards-- 249, Hester, Chi. vs. Minn., 9/15, (5-249, 0 td)
Kickoff Returns-- 8, Demps, K.C. vs. S.D., 11/24, (8-199, 0 td)
Kickoff Returns-- 8, Paul, Wash. vs. K.C., 12/8, (8-179, 0 td)
Longest Kickoff Return-- 109, Patterson, Minn. vs. G.B., 10/27, td
Punt Return Yards-- 179, Benjamin, Clev. vs. Buff., 10/3, (7-179, 0 fc, 1 td)
Punt Returns-- 7, (6 times in Non-Overtime Games)
Longest Punt Return-- 98, Austin, St.L. at Ind., 11/10, td
Interceptions-- 2, Ihedigbo, Balt. vs. Cin., 11/10 (OT), (2-46, 0 td)
Interceptions-- 2, Cason, Ariz. at Tenn., 12/15 (OT), (2-36, 1 td)
Interceptions-- 2, (31 times in Non-Overtime Games)
Longest Interception Return-- 100, S. Smith, K.C. at Buff., 11/3, td
Sacks-- 4.5, M. Williams, Buff. vs. Car., 9/15
Sacks-- 4.5, Houston, K.C. at Phil., 9/19
Scrimmage Yards-- 329, Johnson, Det. vs. Dal., 10/27, (Rush 0-0, Rec 14-329)
Longest Punt-- 84, Malone, NY-J vs. T.B., 9/8
Punts-- 11, (4 times in Non-Overtime Games)
Field Goals Made-- 6, Tucker, Balt. at Det., 12/16, (6-6, 61 lg)
Longest Field Goal-- 64, Prater, Denv. vs. Tenn., 12/8

WEEK 17 / THROUGH SUNDAY, DECEMBER 29, 2013

300-Yard Passing Games

506, Romo, DAL vs. DEN 10/06 (25-36, 5 TD)
488, Stafford, DET vs. DAL 10/27 (33-48, 1 TD)
480, Rodgers, GB vs. WAS 09/15 (34-42, 4 TD)
462, Manning, DEN vs. BAL 09/05 (27-42, 7 TD)
450, Manning, NYG at DAL 09/08 (27-42, 4 TD)
432, Brady, NE vs. PIT 11/03 (23-33, 4 TD)
428, Vick, PHI vs. SD 09/15 (23-36, 2 TD)
428, Foles, PHI at MIN 12/15 (30-48, 3 TD)
421, Ryan, ATL vs. NE 09/29 (34-54, 2 TD)
419, Rivers, SD at PHI 09/15 (36-47, 3 TD)
419, Palmer, ARI at JAX 11/17 (30-42, 2 TD)
418, Brady, NE vs. CLE 12/08 (32-52, 2 TD)
414, Manning, DEN at DAL 10/06 (33-42, 4 TD)
413, Brees, NO vs. MIA 09/30 (30-39, 4 TD)
412, Kaepernick, SF vs. GB 09/08 (27-39, 3 TD)
411, Rivers, SD at OAK 10/06 (35-48, 2 TD)
407, Palmer, ARI vs. SF 12/29 (28-49, 2 TD)
406, Foles, PHI at OAK 11/03 (22-28, 7 TD)
406, Roethlisberger, PIT vs. CHI 09/22 (26-41, 2 TD)
403, Manning, DEN at KC 12/01 (22-35, 5 TD)
402, Fitzpatrick, TEN vs. ARI 12/15 (ot) (36-58, 4 TD)
401, Rivers, SD vs. DAL 09/29 (35-42, 3 TD)
400, Roethlisberger, PIT at NE 11/03 (28-48, 4 TD)
400, Manning, DEN at HOU 12/22 (32-51, 4 TD)
397, Manning, DEN vs. TEN 12/08 (39-59, 4 TD)
393, Brees, NO at STL 12/15 (39-56, 1 TD)
392, Rivers, SD at KC 11/24 (27-39, 3 TD)
392, Brees, NO vs. DAL 11/10 (34-41, 4 TD)
391, Campbell, CLE at NE 12/08 (29-44, 3 TD)
386, Manning, DEN at IND 10/20 (29-49, 3 TD)
385, Stafford, DET at WAS 09/22 (25-42, 2 TD)
383, Roethlisberger, PIT at MIN 09/29 (36-51, 1 TD)
382, Cassel, MIN vs. PHI 12/15 (26-35, 2 TD)
382, Brees, NO at NYJ 11/03 (30-51, 2 TD)
381, Brees, NO vs. TB 12/29 (24-31, 4 TD)
381, Cousins, WAS at ATL 12/15 (29-45, 3 TD)
374, Manning, DEN vs. OAK 09/23 (32-37, 3 TD)
374, Ryan, ATL vs. STL 09/15 (33-43, 2 TD)
372, Dalton, CIN at DET 10/20 (24-34, 3 TD)
371, Brady, NE at HOU 12/01 (29-41, 2 TD)
370, Weeden, CLE vs. JAX 12/01 (24-40, 3 TD)
367, Roethlisberger, PIT vs. DET 11/17 (29-45, 4 TD)
366, Dalton, CIN vs. MIN 12/22 (27-38, 4 TD)
364, Brady, NE at MIA 12/15 (34-55, 2 TD)
362, Flacco, BAL at DEN 09/05 (34-62, 2 TD)
362, Stafford, DET at PIT 11/17 (19-46, 2 TD)
362, Manning, NYG vs. DEN 09/15 (28-49, 1 TD)
358, Cutler, CHI vs. NO 10/06 (24-33, 2 TD)
358, Romo, DAL vs. GB 12/15 (29-48, 2 TD)
358, Orton, DAL vs. PHI 12/29 (30-46, 2 TD)
357, Stafford, DET vs. MIN 09/08 (28-43, 2 TD)
357, Brees, NO vs. ATL 09/08 (26-35, 2 TD)
357, Stafford, DET vs. CIN 10/20 (28-51, 3 TD)
355, Schaub, HOU vs. SEA 09/29 (ot) (31-49, 2 TD)
355, McCown, CHI at MIN 12/01 (ot) (23-36, 2 TD)
354, Manning, DEN vs. WAS 10/27 (30-44, 4 TD)
353, Luck, IND vs. STL 11/10 (29-47, 1 TD)
352, Bradford, STL at ATL 09/15 (32-55, 3 TD)
352, McCown, CHI at STL 11/24 (36-47, 2 TD)
350, Keenum, HOU vs. IND 11/03 (20-34, 3 TD)
349, Roethlisberger, PIT vs. MIA 12/08 (23-39, 3 TD)
348, Ryan, ATL at SF 12/23 (37-48, 2 TD)
348, McCown, CHI vs. DAL 12/09 (27-36, 4 TD)
347, Flacco, BAL at BUF 09/29 (25-50, 2 TD)
346, Schaub, HOU at SD 09/09 (34-45, 3 TD)
344, Brady, NE vs. DEN 11/24 (ot) (34-50, 3 TD)
342, Brees, NO vs. ARI 09/22 (29-46, 3 TD)
342, Flacco, BAL vs. GB 10/13 (20-34, 2 TD)
341, Rivers, SD at WAS 11/03 (ot) (29-46, 2 TD)
339, Tolzien, GB at NYG 11/17 (24-34, 0 TD)
338, Dalton, CIN at MIA 10/31 (ot) (32-53, 0 TD)
337, Dalton, CIN at BUF 10/13 (ot) (26-40, 3 TD)
337, Romo, DAL vs. MIN 11/03 (34-51, 2 TD)
334, Manning, NYG vs. PHI 10/06 (24-52, 2 TD)
333, Rodgers, GB at SF 09/08 (21-37, 3 TD)

332, Brees, NO vs. BUF 10/27 (26-34, 5 TD)
331, Smith, NYJ vs. BUF 09/22 (16-29, 2 TD)
331, Tannehill, MIA at NYJ 12/01 (28-43, 2 TD)
331, Henne, JAX at IND 12/29 (30-51, 1 TD)
330, Stafford, DET vs. GB 11/28 (22-35, 3 TD)
330, Manning, DEN at SD 11/10 (25-36, 4 TD)
329, Griffin III, WAS vs. PHI 09/09 (30-49, 2 TD)
327, Palmer, ARI at STL 09/08 (26-40, 2 TD)
327, Manning, DEN vs. PHI 09/29 (28-34, 4 TD)
326, Locker, TEN vs. SF 10/20 (25-41, 2 TD)
326, Luck, IND at CIN 12/08 (29-46, 4 TD)
326, Griffin III, WAS vs. DET 09/22 (32-50, 0 TD)
325, Dalton, CIN vs. NYJ 10/27 (19-30, 5 TD)
323, Manning, DEN vs. KC 11/17 (24-40, 1 TD)
322, Brees, NO at TB 09/15 (26-46, 1 TD)
321, Luck, IND vs. MIA 09/15 (25-43, 1 TD)
321, Hoyer, CLE at MIN 09/22 (30-54, 3 TD)
320, Fitzpatrick, TEN at OAK 11/24 (30-42, 2 TD)
320, Wilson, SEA at CAR 09/08 (25-33, 1 TD)
320, Griffin III, WAS at GB 09/15 (26-40, 3 TD)
319, Tannehill, MIA at IND 09/15 (23-34, 1 TD)
319, Ryan, ATL vs. NYJ 10/07 (36-45, 2 TD)
318, Henne, JAX vs. SD 10/20 (23-36, 0 TD)
318, Rodgers, GB at CHI 12/29 (25-39, 2 TD)
317, Romo, DAL at PHI 10/20 (28-47, 1 TD)
317, Cutler, CHI at DET 09/29 (27-47, 2 TD)
316, Brady, NE at ATL 09/29 (20-31, 2 TD)
315, Rodgers, GB at BAL 10/13 (17-32, 1 TD)
314, Palmer, ARI vs. IND 11/24 (26-37, 2 TD)
313, Brees, NO vs. CAR 12/08 (30-42, 4 TD)
312, Tannehill, MIA vs. NE 12/15 (25-37, 3 TD)
311, Ryan, ATL at BUF 12/01 (ot) (28-47, 1 TD)
310, Wilson, SEA vs. NO 12/02 (22-30, 3 TD)
310, Kaepernick, SF at ARI 12/29 (21-34, 2 TD)
310, Tannehill, MIA vs. CAR 11/24 (28-42, 1 TD)
308, Newton, CAR at ARI 10/06 (21-39, 0 TD)
307, Manning, DEN at NYG 09/15 (30-43, 2 TD)
307, Tannehill, MIA vs. BAL 10/06 (21-40, 1 TD)
305, Brees, NO vs. SF 11/17 (30-43, 1 TD)
304, Ryan, ATL at NO 09/08 (25-38, 2 TD)
303, Henne, JAX at DEN 10/13 (27-42, 0 TD)
302, Palmer, ARI at PHI 12/01 (24-41, 3 TD)
301, Ryan, ATL at ARI 10/27 (34-61, 1 TD)

WEEK 17 / THROUGH SUNDAY, DECEMBER 29, 2013

100-Yard Receiving Games

329, Johnson, DET vs. DAL 10/27 (14 rec., 1 TD)
261, Gordon, CLE vs. JAX 12/01 (10 rec., 2 TD)
249, Jeffery, CHI at MIN 12/01 (ot) (12 rec., 2 TD)
237, Gordon, CLE vs. PIT 11/24 (14 rec., 1 TD)
229, A. Johnson, HOU vs. IND 11/03 (9 rec., 3 TD)
218, Jeffery, CHI vs. NO 10/06 (10 rec., 1 TD)
208, Boldin, SF vs. GB 09/08 (13 rec., 1 TD)
196, A. Brown, PIT vs. CHI 09/22 (9 rec., 2 TD)
195, Jackson, PHI at MIN 12/15 (10 rec., 1 TD)
195, Charles, KC at OAK 12/15 (8 rec., 4 TD)
193, Jackson, PHI vs. SD 09/15 (9 rec., 1 TD)
193, Floyd, ARI at JAX 11/17 (6 rec., 1 TD)
190, J. Blackmon, JAX at DEN 10/13 (14 rec., 0 TD)
182, J. Jones, ATL vs. STL 09/15 (11 rec., 1 TD)
180, V. Davis, SF vs. ARI 10/13 (8 rec., 2 TD)
179, J. Graham, NO at TB 09/15 (10 rec., 1 TD)
179, Johnson, DET at PIT 11/17 (6 rec., 2 TD)
178, J. Jones, GB vs. WAS 09/15 (11 rec., 0 TD)
174, Decker, DEN at KC 12/01 (8 rec., 4 TD)
172, Garcon, WAS vs. SD 11/03 (ot) (7 rec., 0 TD)
166, T. Smith, BAL at BUF 09/29 (5 rec., 1 TD)
165, Jackson, TB vs. ATL 11/17 (10 rec., 1 TD)
164, Cruz, NYG at KC 09/29 (10 rec., 1 TD)
163, Jennings, MIN vs. PHI 12/15 (11 rec., 1 TD)
162, Green, CIN at CHI 09/08 (9 rec., 2 TD)
161, Nelson, GB at CHI 12/29 (10 rec., 0 TD)
161, D. Thomas, DEN vs. BAL 09/05 (5 rec., 2 TD)
155, Hilton, IND vs. JAX 12/29 (11 rec., 0 TD)
155, Green, CIN at DET 10/20 (6 rec., 1 TD)
155, Johnson, DET vs. CIN 10/20 (9 rec., 2 TD)
154, Holmes, NYJ vs. BUF 09/22 (5 rec., 1 TD)
154, Jackson, TB at NYJ 09/08 (7 rec., 0 TD)
154, A. Johnson, HOU at JAX 12/05 (13 rec., 0 TD)
153, Vereen, NE vs. CLE 12/08 (12 rec., 0 TD)
153, Bryant, DAL vs. GB 12/15 (11 rec., 1 TD)
151, Green, CIN at BAL 11/10 (ot) (8 rec., 1 TD)
151, Williams, DAL vs. DEN 10/06 (4 rec., 1 TD)
151, Gordon, CLE at NE 12/08 (7 rec., 1 TD)
150, Jackson, PHI at OAK 11/03 (5 rec., 1 TD)
150, Decker, DEN at IND 10/20 (8 rec., 1 TD)
150, Wright, TEN vs. ARI 12/15 (ot) (12 rec., 0 TD)
149, Gonzalez, ATL vs. NE 09/29 (12 rec., 2 TD)
149, Douglas, ATL vs. TB 10/20 (7 rec., 1 TD)
149, Boldin, SF at ARI 12/29 (9 rec., 1 TD)
147, A. Brown, PIT vs. DET 11/17 (7 rec., 2 TD)
146, Gordon, CLE at MIN 09/22 (10 rec., 1 TD)
146, A. Johnson, HOU at SD 09/09 (12 rec., 0 TD)
144, Garcon, WAS vs. DAL 12/22 (11 rec., 1 TD)
143, White, ATL at BUF 12/01 (ot) (10 rec., 0 TD)
143, Garcon, WAS at GB 09/15 (8 rec., 1 TD)
143, Gronkowski, NE vs. PIT 11/03 (9 rec., 1 TD)
143, Shorts, JAX at SEA 09/22 (8 rec., 0 TD)
142, Nicks, NYG vs. PHI 10/06 (9 rec., 0 TD)
141, Bryant, DAL vs. DEN 10/06 (6 rec., 2 TD)
141, Avery, KC at PHI 09/19 (7 rec., 0 TD)
141, White, ATL at SF 12/23 (12 rec., 1 TD)
141, Bryant, DAL at KC 09/15 (9 rec., 1 TD)
141, Patterson, MIN at BAL 12/08 (5 rec., 1 TD)
141, Cook, STL vs. ARI 09/08 (7 rec., 2 TD)
140, Simpson, MIN at DET 09/08 (7 rec., 0 TD)
140, Hilton, IND vs. SEA 10/06 (5 rec., 2 TD)
139, Marshall, CHI vs. DET 11/10 (7 rec., 2 TD)
139, Cooper, PHI at OAK 11/03 (5 rec., 3 TD)
139, Edelman, NE at MIA 12/15 (13 rec., 1 TD)
138, Austin, STL at IND 11/10 (2 rec., 2 TD)
138, A. Brown, PIT vs. MIA 12/08 (5 rec., 1 TD)
138, Jackson, TB at ATL 10/20 (10 rec., 2 TD)
136, Gates, SD vs. DAL 09/29 (10 rec., 1 TD)
136, Holmes, OAK at DAL 11/28 (7 rec., 0 TD)
136, J. Blackmon, JAX at STL 10/06 (5 rec., 1 TD)
136, G. Graham, HOU vs. OAK 11/17 (7 rec., 1 TD)
135, J. Graham, NO at CHI 10/06 (10 rec., 0 TD)
135, Witten, DAL vs. PHI 12/29 (12 rec., 0 TD)
135, Nicks, NYG at SD 12/08 (5 rec., 0 TD)
134, Douglas, ATL at TB 11/17 (6 rec., 1 TD)

134, J. Graham, NO vs. ARI 09/22 (9 rec., 2 TD)
134, Reed, WAS vs. CHI 10/20 (9 rec., 1 TD)
133, Decker, DEN vs. OAK 09/23 (8 rec., 1 TD)
132, Jackson, PHI at NYG 10/06 (7 rec., 1 TD)
132, Gordon, CLE at KC 10/27 (5 rec., 1 TD)
131, Decker, DEN at HOU 12/22 (10 rec., 2 TD)
131, N. Washington, TEN vs. SD 09/22 (8 rec., 0 TD)
131, Amendola, NE at MIA 12/15 (10 rec., 0 TD)
130, Hilton, IND vs. STL 11/10 (7 rec., 0 TD)
130, Dobson, NE vs. PIT 11/03 (5 rec., 2 TD)
130, Streater, OAK at NYJ 12/08 (7 rec., 1 TD)
130, Nelson, GB at SF 09/08 (7 rec., 1 TD)
129, Garcon, WAS at ATL 12/15 (7 rec., 1 TD)
129, Stills, NO vs. BUF 10/27 (3 rec., 2 TD)
129, Tate, SEA vs. STL 12/29 (8 rec., 1 TD)
128, Green, CIN at MIA 10/31 (ot) (11 rec., 0 TD)
128, Allen, SD at WAS 11/03 (ot) (8 rec., 1 TD)
128, Cobb, GB vs. WAS 09/15 (9 rec., 1 TD)
127, Hartline, MIA at NYJ 12/01 (9 rec., 1 TD)
127, Gronkowski, NE at HOU 12/01 (6 rec., 1 TD)
127, Thompkins, NE at ATL 09/29 (6 rec., 1 TD)
127, Wallace, MIA vs. CAR 11/24 (5 rec., 1 TD)
127, J. Jones, GB vs. DET 10/06 (4 rec., 1 TD)
126, Gordon, CLE vs. DET 10/13 (7 rec., 0 TD)
125, Colston, NO vs. CAR 12/08 (9 rec., 2 TD)
125, Gordon, CLE at CIN 11/17 (5 rec., 1 TD)
124, D. Moore, OAK at DEN 09/23 (6 rec., 1 TD)
124, Hilton, IND vs. MIA 09/15 (6 rec., 0 TD)
124, Gates, SD at PHI 09/15 (8 rec., 0 TD)
124, Allen, SD at KC 11/24 (9 rec., 0 TD)
124, Simpson, MIN vs. PIT 09/29 (7 rec., 0 TD)
123, D. Thomas, DEN at HOU 12/22 (8 rec., 1 TD)
123, Nelson, GB at MIN 10/27 (7 rec., 2 TD)
122, M. Jones, CIN vs. NYJ 10/27 (8 rec., 4 TD)
122, Little, CLE vs. BAL 11/03 (7 rec., 0 TD)
122, Amendola, NE vs. PIT 11/03 (4 rec., 1 TD)
122, J. Thomas, DEN at DAL 10/06 (9 rec., 2 TD)
121, Douglas, ATL at ARI 10/27 (12 rec., 0 TD)
121, A. Johnson, HOU vs. NE 12/01 (8 rec., 0 TD)
121, Hilton, IND at HOU 11/03 (7 rec., 3 TD)
121, Witten, DAL vs. DEN 10/06 (7 rec., 1 TD)
121, D. Thomas, DEN vs. KC 11/17 (5 rec., 0 TD)
121, T. Smith, BAL at MIA 10/06 (6 rec., 0 TD)
121, Cameron, CLE at NE 12/08 (9 rec., 1 TD)
120, Brown, JAX vs. SD 10/20 (5 rec., 0 TD)
120, Matthews, MIA at TB 11/11 (11 rec., 2 TD)
120, Cooper, PHI at TB 10/13 (4 rec., 1 TD)
119, Garcon, WAS at MIN 11/07 (7 rec., 1 TD)
118, Cruz, NYG at DAL 09/08 (5 rec., 3 TD)
118, Edelman, NE at ATL 09/29 (7 rec., 0 TD)
118, Cruz, NYG vs. DEN 09/15 (8 rec., 0 TD)
117, V. Brown, SD at OAK 10/06 (7 rec., 0 TD)
117, Hopkins, HOU vs. TEN 09/15 (ot) (7 rec., 1 TD)
117, Fitzgerald, ARI at SF 10/13 (6 rec., 1 TD)
117, Nelson, GB at NYG 11/17 (8 rec., 0 TD)
117, N. Washington, TEN at JAX 12/22 (6 rec., 1 TD)
117, Marshall, CHI at STL 11/24 (10 rec., 1 TD)
117, Decker, DEN vs. TEN 12/08 (8 rec., 1 TD)
116, A. Johnson, HOU vs. OAK 11/17 (10 rec., 0 TD)
116, J. Graham, NO at NYJ 11/03 (9 rec., 2 TD)
116, Johnson, DET at ARI 09/15 (6 rec., 2 TD)
116, Burtleson, DET at WAS 09/22 (6 rec., 0 TD)
115, Green, CIN vs. NYJ 10/27 (3 rec., 0 TD)
115, Johnson, DET at WAS 09/22 (7 rec., 1 TD)
115, Allen, SD at OAK 10/06 (6 rec., 1 TD)
115, Johnson, DET vs. TB 11/24 (7 rec., 0 TD)
115, J. Jones, ATL at MIA 09/22 (9 rec., 0 TD)
115, Wallace, MIA at IND 09/15 (9 rec., 1 TD)
114, Jeffery, CHI vs. DET 11/10 (9 rec., 0 TD)
114, Hunter, TEN at DEN 12/08 (4 rec., 1 TD)
114, Hartline, MIA at CLE 09/08 (9 rec., 1 TD)
114, McCoy, PHI vs. SD 09/15 (5 rec., 0 TD)
114, Sproles, NO vs. MIA 09/30 (7 rec., 1 TD)
114, Nicks, NYG at DAL 09/08 (5 rec., 0 TD)
114, Jackson, TB vs. PHI 10/13 (9 rec., 2 TD)
114, Gronkowski, NE at NYJ 10/20 (ot) (8 rec., 0 TD)
113, D. Thomas, DEN at OAK 12/29 (6 rec., 2 TD)
113, Fitzgerald, ARI vs. SF 12/29 (6 rec., 0 TD)
113, Marshall, CHI vs. MIN 09/15 (7 rec., 1 TD)
113, Nelson, GB at BAL 10/13 (4 rec., 1 TD)
112, Boykin, GB vs. PHI 11/10 (8 rec., 0 TD)

111, Johnson, BUF vs. CAR 09/15 (8 rec., 1 TD)
110, Cruz, NYG vs. GB 11/17 (8 rec., 0 TD)
110, J. Thomas, DEN vs. BAL 09/05 (5 rec., 2 TD)
110, A. Johnson, HOU vs. SEA 09/29 (ot) (9 rec., 0 TD)
110, Edelman, NE vs. DEN 11/24 (ot) (9 rec., 2 TD)
110, Bryant, DAL at PHI 10/20 (8 rec., 0 TD)
109, Clay, MIA at IND 09/15 (5 rec., 0 TD)
109, Hunter, TEN at OAK 11/24 (6 rec., 1 TD)
108, Hill, NYJ vs. BUF 09/22 (3 rec., 1 TD)
108, Cobb, GB at SF 09/08 (7 rec., 1 TD)
108, Cameron, CLE vs. MIA 09/08 (9 rec., 1 TD)
108, D. Thomas, DEN at SD 11/10 (7 rec., 3 TD)
108, J. Jones, ATL vs. NE 09/29 (6 rec., 0 TD)
108, Underwood, TB at DET 11/24 (3 rec., 2 TD)
107, Jeffery, CHI at DET 09/29 (5 rec., 1 TD)
107, LaFell, CAR at MIN 10/13 (4 rec., 1 TD)
107, Colston, NO vs. DAL 11/10 (7 rec., 1 TD)
107, Allen, SD vs. IND 10/14 (9 rec., 1 TD)
107, Marshall, CHI at GB 11/04 (7 rec., 1 TD)
107, Rogers, IND at CIN 12/08 (6 rec., 2 TD)
107, Fleener, IND at TEN 11/14 (8 rec., 0 TD)
106, Allen, SD vs. CIN 12/01 (8 rec., 0 TD)
106, D. Thomas, DEN at KC 12/01 (3 rec., 0 TD)
106, Tate, SEA at ATL 11/10 (6 rec., 1 TD)
105, N. Washington, TEN vs. NYJ 09/29 (4 rec., 2 TD)
105, Wallace, MIA vs. NE 12/15 (6 rec., 1 TD)
105, Givens, STL at ATL 09/15 (5 rec., 0 TD)
105, Wallace, MIA vs. BAL 10/06 (7 rec., 0 TD)
105, A. Brown, PIT at GB 12/22 (6 rec., 0 TD)
105, Jeffery, CHI at WAS 10/20 (4 rec., 0 TD)
104, Marshall, CHI vs. CIN 09/08 (8 rec., 1 TD)
104, Jackson, PHI at WAS 09/09 (7 rec., 1 TD)
104, Amendola, NE at BUF 09/08 (10 rec., 0 TD)
104, A. Brown, PIT vs. BUF 11/10 (6 rec., 0 TD)
104, Floyd, ARI vs. IND 11/24 (7 rec., 0 TD)
103, Cotchery, PIT at MIN 09/29 (5 rec., 1 TD)
103, Wright, TEN at OAK 11/24 (6 rec., 1 TD)
103, J. Jones, BAL vs. NYJ 11/24 (4 rec., 1 TD)
103, Boykin, GB vs. CLE 10/20 (8 rec., 1 TD)
103, Green, CIN at BUF 10/13 (ot) (6 rec., 1 TD)
102, Crabtree, SF vs. ATL 12/23 (5 rec., 0 TD)
102, Witten, DAL vs. MIN 11/03 (8 rec., 1 TD)
102, Floyd, SD at PHI 09/15 (5 rec., 0 TD)
102, Cooper, PHI at GB 11/10 (3 rec., 2 TD)
101, Bush, DET vs. MIN 09/08 (4 rec., 1 TD)
101, Edelman, NE at HOU 12/01 (9 rec., 0 TD)
101, Randle, NYG at DAL 09/08 (5 rec., 0 TD)
101, Johnson, DET vs. GB 11/28 (6 rec., 1 TD)
100, J. Graham, NO at ATL 11/21 (5 rec., 1 TD)
100, Marshall, CHI vs. DAL 12/09 (6 rec., 0 TD)
100, Wayne, IND at JAX 09/29 (5 rec., 1 TD)
100, J. Graham, NO vs. MIA 09/30 (4 rec., 2 TD)

WEEK 17 / THROUGH SUNDAY, DECEMBER 29, 2013

100-Yard Rushing Games

224, Moreno, DEN at NE 11/24 (ot) (37 att., 1 TD)
217, McCoy, PHI vs. DET 12/08 (29 att., 2 TD)
211, Peterson, MIN vs. CHI 12/01 (ot) (35 att., 0 TD)
189, Blount, NE vs. BUF 12/29 (24 att., 2 TD)
184, McCoy, PHI at WAS 09/09 (31 att., 1 TD)
175, Murray, DAL vs. STL 09/22 (26 att., 1 TD)
163, Rainey, TB vs. ATL 11/17 (30 att., 2 TD)
158, McCoy, PHI vs. KC 09/19 (20 att., 1 TD)
158, James, TB at SEA 11/03 (ot) (28 att., 0 TD)
155, McCoy, PHI at GB 11/10 (25 att., 0 TD)
154, Ellington, ARI vs. ATL 10/27 (15 att., 1 TD)
153, Gore, SF at STL 09/26 (20 att., 1 TD)
150, Charles, KC at WAS 12/08 (19 att., 1 TD)
150, Lacy, GB vs. CHI 11/04 (22 att., 1 TD)
150, C. Johnson, TEN at STL 11/03 (23 att., 2 TD)
150, Jennings, OAK at HOU 11/17 (22 att., 1 TD)
149, Powell, NYJ vs. BUF 09/22 (27 att., 0 TD)
149, Spiller, BUF vs. ATL 12/01 (ot) (15 att., 1 TD)
146, Peterson, MIN at GB 11/24 (ot) (32 att., 1 TD)
146, Murray, DAL at CHI 12/09 (18 att., 0 TD)
145, Lynch, SEA at ATL 11/10 (24 att., 1 TD)
145, Ingram, NO vs. DAL 11/10 (14 att., 1 TD)
144, Martin, TB vs. NO 09/15 (29 att., 0 TD)
144, Mathews, SD vs. KC 12/29 (ot) (24 att., 0 TD)
141, Lacy, GB at DAL 12/15 (21 att., 1 TD)
141, Foster, HOU vs. STL 10/13 (20 att., 0 TD)
140, Peterson, MIN vs. PIT 09/29 (23 att., 2 TD)
140, Peterson, MIN at DAL 11/03 (25 att., 1 TD)
139, Ivory, NYJ vs. NO 11/03 (18 att., 1 TD)
139, A. Morris, WAS at MIN 11/07 (26 att., 0 TD)
139, Bush, DET vs. CHI 09/29 (18 att., 1 TD)
134, Stacy, STL vs. SEA 10/28 (26 att., 0 TD)
134, Murray, DAL vs. GB 12/15 (18 att., 1 TD)
133, Stacy, STL vs. NO 12/15 (28 att., 1 TD)
133, McCoy, PHI vs. CHI 12/22 (18 att., 2 TD)
132, Starks, GB vs. WAS 09/15 (20 att., 1 TD)
131, Rice, BAL at CHI 11/17 (ot) (25 att., 1 TD)
131, McCoy, PHI at DAL 12/29 (27 att., 0 TD)
129, D. McFadden, OAK vs. JAX 09/15 (19 att., 0 TD)
127, Rainey, TB vs. BUF 12/08 (22 att., 1 TD)
127, C. Johnson, TEN vs. HOU 12/29 (27 att., 1 TD)
127, A. Brown, NYG vs. DAL 11/24 (21 att., 0 TD)
127, Mathews, SD at DEN 12/12 (29 att., 1 TD)
127, Forte, CHI at CLE 12/15 (24 att., 0 TD)
127, Stacy, STL vs. TEN 11/03 (27 att., 2 TD)
127, Mathews, SD at MIA 11/17 (19 att., 0 TD)
125, Lynch, SEA vs. TB 11/03 (ot) (21 att., 0 TD)
125, Forte, CHI at GB 11/04 (24 att., 1 TD)
124, Bell, PIT at GB 12/22 (26 att., 1 TD)
123, Reece, OAK at NYJ 12/08 (19 att., 1 TD)
121, A. Morris, WAS vs. SD 11/03 (ot) (25 att., 1 TD)
120, Lacy, GB at BAL 10/13 (23 att., 0 TD)
120, Forte, CHI at MIN 12/01 (ot) (23 att., 0 TD)
120, D. Williams, CAR vs. NYG 09/22 (23 att., 0 TD)
117, Ball, DEN at KC 12/01 (13 att., 0 TD)
117, Bush, DET vs. GB 11/28 (20 att., 1 TD)
116, Spiller, BUF vs. KC 11/03 (12 att., 0 TD)
116, McCoy, PHI at TB 10/13 (25 att., 0 TD)
115, Charles, KC vs. SD 11/24 (14 att., 2 TD)
115, Asiata, MIN vs. DET 12/29 (14 att., 0 TD)
115, A. Brown, NYG vs. OAK 11/10 (30 att., 1 TD)
115, Ridley, NE vs. PIT 11/03 (26 att., 2 TD)
115, Brown, PHI vs. CHI 12/22 (9 att., 1 TD)
112, Pryor, OAK at IND 09/08 (13 att., 0 TD)
111, Jackson, BUF vs. MIA 12/22 (19 att., 1 TD)
110, Lacy, GB vs. MIN 11/24 (ot) (25 att., 1 TD)
110, Gore, SF vs. SEA 12/08 (17 att., 0 TD)
110, Forte, CHI vs. GB 12/29 (22 att., 2 TD)
110, Mathews, SD at JAX 10/20 (21 att., 1 TD)
109, B. Cunningham, STL vs. CHI 11/24 (13 att., 1 TD)
109, Ivory, NYJ vs. CLE 12/22 (20 att., 0 TD)
109, Todman, JAX vs. BUF 12/15 (25 att., 0 TD)
108, Charles, KC at TEN 10/06 (22 att., 1 TD)
107, A. Morris, WAS at GB 09/15 (13 att., 0 TD)
106, Pryor, OAK vs. PIT 10/27 (9 att., 1 TD)

106, Jacobs, NYG at CHI 10/10 (22 att., 2 TD)
106, Charles, KC vs. IND 12/22 (13 att., 1 TD)
105, Spiller, BUF at NE 12/29 (19 att., 0 TD)
105, L. Miller, MIA vs. CIN 10/31 (ot) (16 att., 0 TD)
105, Dan. Thomas, MIA at PIT 12/08 (16 att., 1 TD)
105, Bush, DET at CHI 11/10 (14 att., 0 TD)
104, Ivory, NYJ vs. NE 10/20 (ot) (34 att., 0 TD)
104, Stacy, STL vs. TB 12/22 (33 att., 1 TD)
103, Mathews, SD vs. NYG 12/08 (29 att., 1 TD)
103, Franklin, GB at CIN 09/22 (13 att., 1 TD)
103, Spiller, BUF vs. CAR 09/15 (16 att., 0 TD)
103, Jones-Drew, JAX vs. HOU 12/05 (14 att., 0 TD)
102, Foster, HOU vs. SEA 09/29 (ot) (27 att., 0 TD)
102, Tate, HOU vs. NE 12/01 (22 att., 3 TD)
102, Mathews, SD vs. IND 10/14 (22 att., 0 TD)
102, Wilson, SEA at IND 10/06 (13 att., 0 TD)
102, Jennings, OAK vs. PHI 11/03 (15 att., 1 TD)
102, Forte, CHI vs. DAL 12/09 (20 att., 0 TD)
102, Lynch, SEA at IND 10/06 (17 att., 0 TD)
101, Vereen, NE at BUF 09/08 (14 att., 0 TD)
101, Gore, SF vs. ARI 10/13 (25 att., 0 TD)
100, Peterson, MIN at CHI 09/15 (26 att., 0 TD)

AFC / LEADING PASSERS

Player, Team	Att	Comp	Pct		Avg		Pct			Pct Rating	
			Yds	Gain	TD	TD	Long	Int	Int	Points	
Manning, Den.	659	450	68.3	5477	8.31	55	8.3	78t	10	1.5	115.1
Rivers, S.D.	544	378	69.5	4478	8.23	32	5.9	60t	11	2.0	105.5
Roethlisberger, Pit.	584	375	64.2	4261	7.30	28	4.8	67	14	2.4	92.0
A. Smith, K.C.	508	308	60.6	3313	6.52	23	4.5	71t	7	1.4	89.1
Dalton, Cin.	586	363	61.9	4296	7.33	33	5.6	82t	20	3.4	88.8
Brady, N.E.	628	380	60.5	4343	6.92	25	4.0	81t	11	1.8	87.3
Luck, Ind.	570	343	60.2	3822	6.71	23	4.0	73t	9	1.6	87.0
Fitzpatrick, Ten.	350	217	62.0	2454	7.01	14	4.0	77t	12	3.4	82.0
Tannehill, Mia.	588	355	60.4	3913	6.65	24	4.1	67	17	2.9	81.7
Keenum, Hou.	253	137	54.2	1760	6.96	9	3.6	66	6	2.4	78.2
*Manuel, Buf.	306	180	58.8	1972	6.44	11	3.6	45	9	2.9	77.7
Campbell, Cle.	317	180	56.8	2015	6.36	11	3.5	80t	8	2.5	76.9
Henne, Jac.	503	305	60.6	3241	6.44	13	2.6	62t	14	2.8	76.5
Flacco, Bal.	614	362	59.0	3912	6.37	19	3.1	74	22	3.6	73.1
Schaub, Hou.	358	219	61.2	2310	6.45	10	2.8	46	14	3.9	73.0
Weeden, Cle.	267	141	52.8	1731	6.48	9	3.4	95t	9	3.4	70.3
Pryor, Oak.	272	156	57.4	1798	6.61	7	2.6	73t	11	4.0	69.1
*Smith, NY-J	443	247	55.8	3046	6.88	12	2.7	69t	21	4.7	66.5

AFC / LEADING PASSERS, RANKS

Player, Team	Att	Comp	Pct		Avg		Pct			Pct Rating	
			Comp	Yds	Gain	TD	TD	Long	Int	Int	Points
Manning, Den.	1	1	2	1	1	1	1		7	2	1
Rivers, S.D.	8	3	1	2	2	3	2		8t	5	2
Roethlisberger, Pit.	6	4	3	5	4	4	4		12t	7	3
A. Smith, K.C.	9	9	8	9	12	7t	5		2	1	4
Dalton, Cin.	5	5	5	4	3	2	3		16	13	5
Brady, N.E.	2	2	9	3	7	5	9		8t	4	6
Luck, Ind.	7	8	11	8	9	7t	7		4t	3	7
Fitzpatrick, Ten.	13	13	4	12	5	10	8		11	14	8
Tannehill, Mia.	4	7	10	6	10	6	6		15	10	9
Keenum, Hou.	18	18	17	17	6	16t	11		1	6	10
*Manuel, Buf.	15	14t	13	15	15	13t	10		4t	11	11
Campbell, Cle.	14	14t	15	14	18	13t	12		3	8	12
Henne, Jac.	10	10	7	10	16	11	17		12t	9	13
Flacco, Bal.	3	6	12	7	17	9	14		18	15	14
Schaub, Hou.	12	12	6	13	14	15	15		12t	16	15
Weeden, Cle.	17	17	18	18	13	16t	13		4t	12	16
Pryor, Oak.	16	16	14	16	11	20	18		8t	17	17
*Smith, NY-J	11	11	16	11	8	12	16		17	18	18

NFC / LEADING PASSERS

Player, Team	Att	Comp	Pct		Avg		Pct			Pct Rating	
			Comp	Yds	Gain	TD	TD	Long	Int	Int	Points
Foles, Phi.	317	203	64.0	2891	9.12	27	8.5	63t	2	0.6	119.2
McCown, Chi.	224	149	66.5	1829	8.17	13	5.8	80t	1	0.4	109.0
Rodgers, G.B.	290	193	66.6	2536	8.74	17	5.9	83t	6	2.1	104.9
Brees, N.O.	650	446	68.6	5162	7.94	39	6.0	76t	12	1.8	104.7
Wilson, Sea.	407	257	63.1	3357	8.25	26	6.4	80t	9	2.2	101.2
Romo, Dal.	535	342	63.9	3828	7.16	31	5.8	82t	10	1.9	96.7
Kaepernick, S.F.	416	243	58.4	3197	7.69	21	5.0	64t	8	1.9	91.6
Bradford, St.L	262	159	60.7	1687	6.44	14	5.3	73	4	1.5	90.9
Ryan, Atl.	651	439	67.4	4515	6.94	26	4.0	81t	17	2.6	89.6
Cutler, Chi.	355	224	63.1	2621	7.38	19	5.4	67	12	3.4	89.2
Newton, Car.	473	292	61.7	3379	7.14	24	5.1	79t	13	2.7	88.8
Stafford, Det.	634	371	58.5	4650	7.33	29	4.6	87	19	3.0	84.2
Palmer, Ariz	572	362	63.3	4274	7.47	24	4.2	91t	22	3.8	83.9
*Glennon, T.B.	416	247	59.4	2608	6.27	19	4.6	85t	9	2.2	83.9
Griffin III, Was.	456	274	60.1	3203	7.02	16	3.5	62t	12	2.6	82.2
Cassel, Min.	254	153	60.2	1807	7.11	11	4.3	79t	9	3.5	81.6
Clemens, St.L	242	142	58.7	1673	6.91	8	3.3	81t	7	2.9	78.8
Ponder, Min.	239	152	63.6	1648	6.90	7	2.9	47	9	3.8	77.9
Manning, NY-G	551	317	57.5	3818	6.93	18	3.3	70t	27	4.9	69.4

NFC / LEADING PASSERS, RANKS

Player, Team	Att	Comp	Pct		Avg		Pct			Pct Rating	
			Comp	Yds	Gain	TD	TD	Long	Int	Int	Points
Foles, Phi.	13	13	5	11	1	4	1		2	2	1
McCown, Chi.	19	18	4	15	4	16	5		1	1	2
Rodgers, G.B.	14	14	3	14	2	13	4		4	7	3
Brees, N.O.	2	1	1	1	5	1	3		12t	4	4
Wilson, Sea.	11	9	9	8	3	5t	2		7t	9	5
Romo, Dal.	6	5	6	5	10	2	6		11	5	6
Kaepernick, S.F.	9t	11	18	10	6	9	10		6	6	7
Bradford, St.L	15	15	12	17	18	15	8		3	3	8
Ryan, Atl.	1	2	2	3	14	5t	15		16	10	9
Cutler, Chi.	12	12	10	12	8	10t	7		12t	15	10
Newton, Car.	7	7	11	7	11	7t	9		15	12	11
Stafford, Det.	3	3	17	2	9	3	11		17	14	12
Palmer, Ariz	4	4	8	4	7	7t	14		18	18	13
*Glennon, T.B.	9t	10	15	13	19	10t	12		7t	8	14
Griffin III, Was.	8	8	14	9	13	14	16		12t	11	15
Cassel, Min.	16	16	13	16	12	17	13		7t	16	16
Clemens, St.L	17	19	16	18	16	18t	17		5	13	17
Ponder, Min.	18	17	7	19	17	20	19		7t	17	18
Manning, NY-G	5	6	19	6	15	12	18		19	19	19

NFL / LEADING PASSERS

Player, Team	Att	Comp	Pct		Avg		Pct			Pct Rating	
			Comp	Yds	Gain	TD	TD	Long	Int	Int	Points
Foles, Phi.	317	203	64.0	2891	9.12	27	8.5	63t	2	0.6	119.2
Manning, Den.	659	450	68.3	5477	8.31	55	8.3	78t	10	1.5	115.1
McCown, Chi.	224	149	66.5	1829	8.17	13	5.8	80t	1	0.4	109.0
Rivers, S.D.	544	378	69.5	4478	8.23	32	5.9	60t	11	2.0	105.5
Rodgers, G.B.	290	193	66.6	2536	8.74	17	5.9	83t	6	2.1	104.9
Brees, N.O.	650	446	68.6	5162	7.94	39	6.0	76t	12	1.8	104.7
Wilson, Sea.	407	257	63.1	3357	8.25	26	6.4	80t	9	2.2	101.2
Romo, Dal.	535	342	63.9	3828	7.16	31	5.8	82t	10	1.9	96.7
Roethlisberger, Pit.	584	375	64.2	4261	7.30	28	4.8	67	14	2.4	92.0
Kaepernick, S.F.	416	243	58.4	3197	7.69	21	5.0	64t	8	1.9	91.6
Bradford, St.L	262	159	60.7	1687	6.44	14	5.3	73	4	1.5	90.9
Ryan, Atl.	651	439	67.4	4515	6.94	26	4.0	81t	17	2.6	89.6
Cutler, Chi.	355	224	63.1	2621	7.38	19	5.4	67	12	3.4	89.2
A. Smith, K.C.	508	308	60.6	3313	6.52	23	4.5	71t	7	1.4	89.1
Dalton, Cin.	586	363	61.9	4296	7.33	33	5.6	82t	20	3.4	88.8
Newton, Car.	473	292	61.7	3379	7.14	24	5.1	79t	13	2.7	88.8
Brady, N.E.	628	380	60.5	4343	6.92	25	4.0	81t	11	1.8	87.3
Luck, Ind.	570	343	60.2	3822	6.71	23	4.0	73t	9	1.6	87.0
Stafford, Det.	634	371	58.5	4650	7.33	29	4.6	87	19	3.0	84.2
Palmer, Ariz	572	362	63.3	4274	7.47	24	4.2	91t	22	3.8	83.9
*Glennon, T.B.	416	247	59.4	2608	6.27	19	4.6	85t	9	2.2	83.9
Griffin III, Was.	456	274	60.1	3203	7.02	16	3.5	62t	12	2.6	82.2
Fitzpatrick, Ten.	350	217	62.0	2454	7.01	14	4.0	77t	12	3.4	82.0
Tannehill, Mia.	588	355	60.4	3913	6.65	24	4.1	67	17	2.9	81.7
Cassel, Min.	254	153	60.2	1807	7.11	11	4.3	79t	9	3.5	81.6
Clemens, St.L	242	142	58.7	1673	6.91	8	3.3	81t	7	2.9	78.8
Keenum, Hou.	253	137	54.2	1760	6.96	9	3.6	66	6	2.4	78.2
Ponder, Min.	239	152	63.6	1648	6.90	7	2.9	47	9	3.8	77.9
*Manuel, Buf.	306	180	58.8	1972	6.44	11	3.6	45	9	2.9	77.7
Campbell, Cle.	317	180	56.8	2015	6.36	11	3.5	80t	8	2.5	76.9
Henne, Jac.	503	305	60.6	3241	6.44	13	2.6	62t	14	2.8	76.5
Flacco, Bal.	614	362	59.0	3912	6.37	19	3.1	74	22	3.6	73.1
Schaub, Hou.	358	219	61.2	2310	6.45	10	2.8	46	14	3.9	73.0
Weeden, Cle.	267	141	52.8	1731	6.48	9	3.4	95t	9	3.4	70.3
Manning, NY-G	551	317	57.5	3818	6.93	18	3.3	70t	27	4.9	69.4
Pryor, Oak.	272	156	57.4	1798	6.61	7	2.6	73t	11	4.0	69.1
*Smith, NY-J	443	247	55.8	3046	6.88	12	2.7	69t	21	4.7	66.5

NFL / LEADING PASSERS, RANKS

Player, Team	Att	Comp	Pct		Avg		Pct			Pct Rating	
			Comp	Yds	Gain	TD	TD	Long	Int	Int	Points
Foles, Phi.	26t	26	8	22	1	8	1	2	2	1	
Manning, Den.	1	1	3	1	3	1	2	17t	4	2	
McCown, Chi.	37	34	6	30	6	26t	7	1	1	3	
Rivers, S.D.	13	5	1	5	5	4	5	19t	11	4	
Rodgers, G.B.	29	27	5	25	2	22	6	4t	12	5	
Brees, N.O.	3	2	2	2	7	2	4	22t	8	6	
Wilson, Sea.	22	19	12	16	4	9t	3	10t	14	7	
Romo, Dal.	14	13	9	12	14	5	8	17t	9	8	
Roethlisberger, Pit.	9	6	7	9	13	7	14	27t	16	9	
Kaepernick, S.F.	20t	22	31	20	8	17	13	8t	10	10	
Bradford, St.L	32	30	18	35	34	24t	11	3	5	11	
Ryan, Atl.	2	3	4	4	20	9t	23	30t	18	12	
Cutler, Chi.	24	23	13	23	10	18t	10	22t	27	13	
A. Smith, K.C.	15	15	20	17	29	15t	17	6t	3	14	
Dalton, Cin.	8	8	15	7	12	3	9	33	28	15	
Newton, Car.	17	17	16	15	15	12t	12	26	20	16	
Brady, N.E.	5	4	21	6	22	11	24	19t	7	17	
Luck, Ind.	11	12	24	13	26	15t	21	10t	6	18	
Stafford, Det.	4	7	30	3	11	6	15	32	25	19	
Palmer, Ariz	10	9t	11	8	9	12t	19	35t	33	20	
*Glennon, T.B.	20t	20t	26	24	37	18t	16	10t	13	21	
Griffin III, Was.	18	18	25	19	17	23	27	22t	19	22	
Fitzpatrick, Ten.	25	25	14	26	18	24t	22	22t	29	23	
Tannehill, Mia.	7	11	22	10	27	12t	20	30t	22	24	
Cassel, Min.	33	32	23	31	16	29t	18	10t	30	25	
Clemens, St.L	35	35	29	36	23	35t	30	6t	23	26	
Keenum, Hou.	34	37	36	33	19	33t	26	4t	15	27	
Ponder, Min.	36	33	10	37	24	39t	33	10t	32	28	
*Manuel, Buf.	28	28t	28	29	32	29t	25	10t	24	29	
Campbell, Cle.	26t	28t	34	28	36	29t	28	8t	17	30	
Henne, Jac.	16	16	19	18	33	26t	36	27t	21	31	
Flacco, Bal.	6	9t	27	11	35	18t	32	35t	31	32	
Schaub, Hou.	23	24	17	27	31	32	34	27t	34	33	
Weeden, Cle.	31	36	37	34	30	33t	29	10t	26	34	
Manning, NY-G	12	14	32	14	21	21	31	37	37	35	
Pryor, Oak.	30	31	33	32	28	39t	37	19t	35	36	
*Smith, NY-J	19	20t	35	21	25	28	35	34	36	37	

AFC / FOURTH-QUARTER PASSING LEADERS

Rank	Player, Team	Att	Comp	Comp%	Yards	YPA	TD	TD%	Int	Int%	Rating
1)	Manning, Den.	138	91	65.9	1225	8.88	14	10.1	5	3.6	112.7
2)	Locker, Ten.	58	36	62.1	505	8.71	4	6.9	1	1.7	105.9
3)	Rivers, S.D.	141	90	63.8	1163	8.25	8	5.7	4	2.8	96.7
4)	Dalton, Cin.	109	70	64.2	872	8.00	7	6.4	4	3.7	95.0
5)	Luck, Ind.	107	67	62.6	764	7.14	5	4.7	3	2.8	87.9
6)	Brady, N.E.	191	112	58.6	1360	7.12	9	4.7	5	2.6	85.4
7)	Lewis, Buf.	50	29	58.0	325	6.50	2	4.0	1	2.0	82.5
8)	Fitzpatrick, Ten.	125	74	59.2	852	6.82	7	5.6	5	4.0	81.8
9)	Roethlisberger, Pit.	190	114	60.0	1298	6.83	8	4.2	6	3.2	81.4
10)	A. Smith, K.C.	117	68	58.1	673	5.75	4	3.4	2	1.7	78.8
11)	*Manuel, Buf.	87	51	58.6	520	5.98	4	4.6	3	3.4	76.8
12)	Flacco, Bal.	172	106	61.6	1094	6.36	8	4.7	8	4.7	76.1
13)	Campbell, Cle.	103	56	54.4	627	6.09	3	2.9	3	2.9	70.3
14)	Henne, Jac.	180	112	62.2	1185	6.58	5	2.8	9	5.0	69.8
15)	Weeden, Cle.	111	51	45.9	713	6.42	3	2.7	2	1.8	68.6
16)	Pryor, Oak.	84	50	59.5	548	6.52	3	3.6	5	6.0	66.0
17)	*Smith, NY-J	111	63	56.8	709	6.39	5	4.5	7	6.3	64.7
18)	Tannehill, Mia.	155	87	56.1	874	5.64	5	3.2	7	4.5	64.3
19)	Keenum, Hou.	67	31	46.3	393	5.87	1	1.5	1	1.5	63.8
20)	*McGloin, Oak.	74	38	51.4	441	5.96	2	2.7	3	4.1	61.8
21)	Schaub, Hou.	111	64	57.7	656	5.91	1	0.9	6	5.4	55.2

NFC / FOURTH-QUARTER PASSING LEADERS

Rank	Player, Team	Att	Comp	Comp%	Yards	YPA	TD	TD%	Int	Int%	Rating
1)	Foles, Phi.	45	26	57.8	438	9.73	5	11.1	0	0.0	127.8
2)	Flynn, Oak.-Buf.-G.B.	56	40	71.4	494	8.82	4	7.1	0	0.0	122.2
3)	Rodgers, G.B.	65	46	70.8	686	10.55	3	4.6	1	1.5	114.0
4)	McCown, Chi.	57	42	73.7	459	8.05	4	7.0	1	1.8	113.1
5)	Romo, Dal.	135	94	69.6	1074	7.96	10	7.4	4	3.0	105.6
6)	Cutler, Chi.	95	63	66.3	715	7.53	9	9.5	4	4.2	102.7
7)	Bradford, St.L	88	56	63.6	471	5.35	5	5.7	0	0.0	96.4
8)	Brees, N.O.	154	94	61.0	1151	7.47	7	4.5	2	1.3	93.8
9)	Wilson, Sea.	73	45	61.6	635	8.70	7	9.6	5	6.8	93.1
10)	Cassel, Min.	95	60	63.2	700	7.37	7	7.4	4	4.2	92.4
11)	Palmer, Ariz	156	101	64.7	1078	6.91	7	4.5	3	1.9	91.8
12)	Newton, Car.	95	57	60.0	591	6.22	6	6.3	2	2.1	90.3
13)	Griffin III, Was.	144	84	58.3	1053	7.31	7	4.9	4	2.8	85.8
14)	Stafford, Det.	169	92	54.4	1262	7.47	9	5.3	6	3.6	81.5
15)	Clemens, St.L	85	51	60.0	545	6.41	3	3.5	2	2.4	80.8
16)	Ryan, Atl.	223	142	63.7	1458	6.54	7	3.1	10	4.5	74.2
17)	*Glennon, T.B.	117	63	53.8	562	4.80	3	2.6	3	2.6	64.8
18)	Kaepernick, S.F.	83	43	51.8	556	6.70	2	2.4	4	4.8	61.1
19)	Freeman, T.B.-Min.	55	20	36.4	277	5.04	0	0.0	0	0.0	53.4
20)	Manning, NY-G	149	79	53.0	882	5.92	5	3.4	12	8.1	48.6
21)	Cousins, Was.	71	35	49.3	322	4.54	1	1.4	4	5.6	43.3
22)	Ponder, Min.	62	35	56.5	294	4.74	0	0.0	4	6.5	42.0

NFL / FOURTH-QUARTER PASSING LEADERS

Rank	Player, Team	Att	Comp	Comp%	Yards	YPA	TD	TD%	Int	Int%	Rating
1)	Foles, Phi.	45	26	57.8	438	9.73	5	11.1	0	0.0	127.8
2)	Flynn, Oak.-Buf.-G.B.	56	40	71.4	494	8.82	4	7.1	0	0.0	122.2
3)	Rodgers, G.B.	65	46	70.8	686	10.55	3	4.6	1	1.5	114.0
4)	McCown, Chi.	57	42	73.7	459	8.05	4	7.0	1	1.8	113.1
5)	Manning, Den.	138	91	65.9	1225	8.88	14	10.1	5	3.6	112.7
6)	Locker, Ten.	58	36	62.1	505	8.71	4	6.9	1	1.7	105.9
7)	Romo, Dal.	135	94	69.6	1074	7.96	10	7.4	4	3.0	105.6
8)	Cutler, Chi.	95	63	66.3	715	7.53	9	9.5	4	4.2	102.7
9)	Rivers, S.D.	141	90	63.8	1163	8.25	8	5.7	4	2.8	96.7
10)	Bradford, St.L	88	56	63.6	471	5.35	5	5.7	0	0.0	96.4
11)	Dalton, Cin.	109	70	64.2	872	8.00	7	6.4	4	3.7	95.0
12)	Brees, N.O.	154	94	61.0	1151	7.47	7	4.5	2	1.3	93.8
13)	Wilson, Sea.	73	45	61.6	635	8.70	7	9.6	5	6.8	93.1
14)	Cassel, Min.	95	60	63.2	700	7.37	7	7.4	4	4.2	92.4
15)	Palmer, Ariz	156	101	64.7	1078	6.91	7	4.5	3	1.9	91.8
16)	Newton, Car.	95	57	60.0	591	6.22	6	6.3	2	2.1	90.3
17)	Luck, Ind.	107	67	62.6	764	7.14	5	4.7	3	2.8	87.9
18)	Griffin III, Was.	144	84	58.3	1053	7.31	7	4.9	4	2.8	85.8
19)	Brady, N.E.	191	112	58.6	1360	7.12	9	4.7	5	2.6	85.4
20)	Lewis, Buf.	50	29	58.0	325	6.50	2	4.0	1	2.0	82.5
21)	Fitzpatrick, Ten.	125	74	59.2	852	6.82	7	5.6	5	4.0	81.8
22)	Stafford, Det.	169	92	54.4	1262	7.47	9	5.3	6	3.6	81.5
23)	Roethlisberger, Pit.	190	114	60.0	1298	6.83	8	4.2	6	3.2	81.4
24)	Clemens, St.L	85	51	60.0	545	6.41	3	3.5	2	2.4	80.8
25)	A. Smith, K.C.	117	68	58.1	673	5.75	4	3.4	2	1.7	78.8
26)	*Manuel, Buf.	87	51	58.6	520	5.98	4	4.6	3	3.4	76.8
27)	Flacco, Bal.	172	106	61.6	1094	6.36	8	4.7	8	4.7	76.1
28)	Ryan, Atl.	223	142	63.7	1458	6.54	7	3.1	10	4.5	74.2
29)	Campbell, Cle.	103	56	54.4	627	6.09	3	2.9	3	2.9	70.3
30)	Henne, Jac.	180	112	62.2	1185	6.58	5	2.8	9	5.0	69.8
31)	Weeden, Cle.	111	51	45.9	713	6.42	3	2.7	2	1.8	68.6
32)	Pryor, Oak.	84	50	59.5	548	6.52	3	3.6	5	6.0	66.0
33)	*Glennon, T.B.	117	63	53.8	562	4.80	3	2.6	3	2.6	64.8
34)	*Smith, NY-J	111	63	56.8	709	6.39	5	4.5	7	6.3	64.7
35)	Tannehill, Mia.	155	87	56.1	874	5.64	5	3.2	7	4.5	64.3
36)	Keenum, Hou.	67	31	46.3	393	5.87	1	1.5	1	1.5	63.8
37)	*McGloin, Oak.	74	38	51.4	441	5.96	2	2.7	3	4.1	61.8
38)	Kaepernick, S.F.	83	43	51.8	556	6.70	2	2.4	4	4.8	61.1
39)	Schaub, Hou.	111	64	57.7	656	5.91	1	0.9	6	5.4	55.2
40)	Freeman, T.B.-Min.	55	20	36.4	277	5.04	0	0.0	0	0.0	53.4
41)	Manning, NY-G	149	79	53.0	882	5.92	5	3.4	12	8.1	48.6
42)	Cousins, Was.	71	35	49.3	322	4.54	1	1.4	4	5.6	43.3
43)	Ponder, Min.	62	35	56.5	294	4.74	0	0.0	4	6.5	42.0

AFC / THIRD-DOWN PASSING LEADERS

Rank	Player, Team	Att	Comp	Comp%	Yards	YPA	TD	TD%	Int	Int%	Rating
1)	Rivers, S.D.	156	101	64.7	1368	8.77	9	5.8	3	1.9	103.8
2)	Fitzpatrick, Ten.	97	59	60.8	818	8.43	7	7.2	2	2.1	103.4
3)	Manning, Den.	157	95	60.5	1139	7.25	14	8.9	4	2.5	101.8
4)	A. Smith, K.C.	135	80	59.3	1011	7.49	9	6.7	2	1.5	98.7
5)	Roethlisberger, Pit.	146	89	61.0	995	6.82	8	5.5	3	2.1	91.0
6)	Henne, Jac.	136	83	61.0	832	6.12	5	3.7	2	1.5	84.6
7)	Brady, N.E.	161	96	59.6	990	6.15	8	5.0	4	2.5	83.6
8)	Dalton, Cin.	157	93	59.2	1151	7.33	7	4.5	6	3.8	80.9
9)	Luck, Ind.	145	75	51.7	898	6.19	6	4.1	2	1.4	79.0
10)	*Smith, NY-J	142	80	56.3	1076	7.58	5	3.5	5	3.5	77.7
11)	Tannehill, Mia.	164	97	59.1	993	6.05	9	5.5	8	4.9	74.6
12)	Schaub, Hou.	94	55	58.5	575	6.12	4	4.3	5	5.3	68.4
13)	Pryor, Oak.	89	48	53.9	685	7.70	2	2.2	5	5.6	63.2
14)	*Manuel, Buf.	99	47	47.5	510	5.15	2	2.0	2	2.0	61.4
15)	Flacco, Bal.	189	101	53.4	1227	6.49	4	2.1	10	5.3	58.7

NFC / THIRD-DOWN PASSING LEADERS

Rank	Player, Team	Att	Comp	Comp%	Yards	YPA	TD	TD%	Int	Int%	Rating
1)	Clemens, St.L	81	50	61.7	709	8.75	5	6.2	0	0.0	110.6
2)	Kaepernick, S.F.	123	78	63.4	1098	8.93	7	5.7	2	1.6	104.3
3)	Brees, N.O.	164	106	64.6	1417	8.64	13	7.9	6	3.7	103.1
4)	Cutler, Chi.	99	60	60.6	769	7.77	9	9.1	3	3.0	102.6
5)	Ryan, Atl.	167	106	63.5	1343	8.04	8	4.8	4	2.4	94.5
6)	Wilson, Sea.	132	78	59.1	985	7.46	8	6.1	4	3.0	90.0
7)	Newton, Car.	112	69	61.6	893	7.97	6	5.4	4	3.6	89.6
8)	Rodgers, G.B.	81	49	60.5	693	8.56	4	4.9	3	3.7	89.2
9)	Griffin III, Was.	133	80	60.2	857	6.44	7	5.3	3	2.3	87.2
10)	Stafford, Det.	185	104	56.2	1401	7.57	11	5.9	8	4.3	82.3
11)	Palmer, Ariz	163	94	57.7	1233	7.56	9	5.5	9	5.5	77.1
12)	Romo, Dal.	126	64	50.8	735	5.83	8	6.3	4	3.2	76.7
13)	*Glennon, T.B.	125	71	56.8	693	5.54	4	3.2	2	1.6	76.5
14)	Manning, NY-G	156	90	57.7	1059	6.79	4	2.6	7	4.5	68.3

NFL / THIRD-DOWN PASSING LEADERS

Rank	Player, Team	Att	Comp	Comp%	Yards	YPA	TD	TD%	Int	Int%	Rating
1)	Clemens, St.L	81	50	61.7	709	8.75	5	6.2	0	0.0	110.6
2)	Kaepernick, S.F.	123	78	63.4	1098	8.93	7	5.7	2	1.6	104.3
3)	Rivers, S.D.	156	101	64.7	1368	8.77	9	5.8	3	1.9	103.8
4)	Fitzpatrick, Ten.	97	59	60.8	818	8.43	7	7.2	2	2.1	103.4
5)	Brees, N.O.	164	106	64.6	1417	8.64	13	7.9	6	3.7	103.1
6)	Cutler, Chi.	99	60	60.6	769	7.77	9	9.1	3	3.0	102.6
7)	Manning, Den.	157	95	60.5	1139	7.25	14	8.9	4	2.5	101.8
8)	A. Smith, K.C.	135	80	59.3	1011	7.49	9	6.7	2	1.5	98.7
9)	Ryan, Atl.	167	106	63.5	1343	8.04	8	4.8	4	2.4	94.5
10)	Roethlisberger, Pit.	146	89	61.0	995	6.82	8	5.5	3	2.1	91.0
11)	Wilson, Sea.	132	78	59.1	985	7.46	8	6.1	4	3.0	90.0
12)	Newton, Car.	112	69	61.6	893	7.97	6	5.4	4	3.6	89.6
13)	Rodgers, G.B.	81	49	60.5	693	8.56	4	4.9	3	3.7	89.2
14)	Griffin III, Was.	133	80	60.2	857	6.44	7	5.3	3	2.3	87.2
15)	Henne, Jac.	136	83	61.0	832	6.12	5	3.7	2	1.5	84.6
16)	Brady, N.E.	161	96	59.6	990	6.15	8	5.0	4	2.5	83.6
17)	Stafford, Det.	185	104	56.2	1401	7.57	11	5.9	8	4.3	82.3
18)	Dalton, Cin.	157	93	59.2	1151	7.33	7	4.5	6	3.8	80.9
19)	Luck, Ind.	145	75	51.7	898	6.19	6	4.1	2	1.4	79.0
20)	*Smith, NY-J	142	80	56.3	1076	7.58	5	3.5	5	3.5	77.7
21)	Palmer, Ariz	163	94	57.7	1233	7.56	9	5.5	9	5.5	77.1
22)	Romo, Dal.	126	64	50.8	735	5.83	8	6.3	4	3.2	76.7
23)	*Glennon, T.B.	125	71	56.8	693	5.54	4	3.2	2	1.6	76.5
24)	Tannehill, Mia.	164	97	59.1	993	6.05	9	5.5	8	4.9	74.6
25)	Schaub, Hou.	94	55	58.5	575	6.12	4	4.3	5	5.3	68.4
26)	Manning, NY-G	156	90	57.7	1059	6.79	4	2.6	7	4.5	68.3
27)	Pryor, Oak.	89	48	53.9	685	7.70	2	2.2	5	5.6	63.2
28)	*Manuel, Buf.	99	47	47.5	510	5.15	2	2.0	2	2.0	61.4
29)	Flacco, Bal.	189	101	53.4	1227	6.49	4	2.1	10	5.3	58.7

AFC / LEADING RUSHERS

Rank	Player, Team	Att	Yards	Avg	Long	TD
1)	Charles, K.C.	259	1287	5.0	46	12
2)	Mathews, S.D.	285	1255	4.4	51	6
3)	C. Johnson, Ten.	279	1077	3.9	30t	6
4)	Moreno, Den.	241	1038	4.3	31	10
5)	Spiller, Buf.	201	927	4.6	77	2
6)	Jackson, Buf.	207	896	4.3	59	9
7)	*Bell, Pit.	244	860	3.5	43	8
8)	Ivory, NY-J	182	833	4.6	69	3
9)	Jones-Drew, Jac.	234	803	3.4	48	5
10)	Ridley, N.E.	178	773	4.3	29	7
11)	Blount, N.E.	153	772	5.0	47t	7
12)	Tate, Hou.	181	771	4.3	60	4
13)	Green-Ellis, Cin.	220	756	3.4	25	7
14)	Jennings, Oak.	163	733	4.5	80t	6
15)	L. Miller, Mia.	177	709	4.0	49	2
16)	Powell, NY-J	176	697	4.0	39	1
17)	*Bernard, Cin.	170	695	4.1	35t	5
18)	Rice, Bal.	214	660	3.1	47	4
19)	Pryor, Oak. (QB)	83	576	6.9	93t	2
20)	Richardson, Cle.-Ind.	188	563	3.0	22	3
21)	*Ball, Den.	120	559	4.7	45	4
22)	Foster, Hou.	121	542	4.5	23	1
23)	D. Brown, Ind.	102	537	5.3	51t	6
24)	Pierce, Bal.	152	436	2.9	28	2
25)	A. Smith, K.C. (QB)	76	431	5.7	26	1
26)	Woodhead, S.D.	106	429	4.0	14	2
27)	Dan. Thomas, Mia.	109	406	3.7	55	4
28)	D. McFadden, Oak.	114	379	3.3	30	5
29t)	Luck, Ind. (QB)	63	377	6.0	29	4
29t)	McGahee, Cle.	138	377	2.7	16	2
31)	*Smith, NY-J (QB)	72	366	5.1	32	6
32)	Greene, Ten.	77	295	3.8	29	4
33)	Bolden, N.E.	55	271	4.9	46	3
34)	Todman, Jac.	76	256	3.4	33	2
35)	*Davis, K.C.	70	242	3.5	20	4
36)	Ogbonnaya, Cle.	49	240	4.9	43	0
37)	Tannehill, Mia. (QB)	40	238	6.0	48	1
38)	Fitzpatrick, Ten. (QB)	43	225	5.2	26	3
39t)	Hillman, Den.	55	218	4.0	19	1
39t)	Reece, Oak.	46	218	4.7	63t	2
41)	Vereen, N.E.	44	208	4.7	21	1
42)	Dwyer, Pit.	49	197	4.0	30	0
43t)	Bradshaw, Ind.	41	186	4.5	27	2
43t)	*Manuel, Buf. (QB)	53	186	3.5	19	2
45)	F. Jones, Pit.	48	184	3.8	14	0
46t)	Dalton, Cin. (QB)	61	183	3.0	12	2
46t)	*D. Johnson, ALL tota	49	183	3.7	29	0
48)	Baker, Den.-Hou.-Cle.	43	171	4.0	20	2
49)	Choice, Buf.-Ind.	46	170	3.7	20	0
50)	R. Brown, S.D.	45	157	3.5	13	1

NFC / LEADING RUSHERS

Rank	Player, Team	Att	Yards	Avg	Long	TD
1)	McCoy, Phi.	314	1607	5.1	57t	9
2)	Forte, Chi.	289	1339	4.6	55	9
3)	A. Morris, Was.	276	1275	4.6	45t	7
4)	Peterson, Min.	279	1266	4.5	78t	10
5)	Lynch, Sea.	301	1257	4.2	43	12
6)	*Lacy, G.B.	284	1178	4.1	60	11
7)	Gore, S.F.	276	1128	4.1	51	9
8)	Murray, Dal.	217	1124	5.2	43	9
9)	Bush, Det.	223	1006	4.5	39	4
10)	*Stacy, St.L	250	973	3.9	40t	7
11)	D. Williams, Car.	201	843	4.2	43t	3
12)	Mendenhall, Ariz	217	687	3.2	28	8
13)	*Ellington, Ariz	118	652	5.5	80t	3
14)	Bell, Det.	166	650	3.9	20	8
15)	Newton, Car. (QB)	111	585	5.3	56	6
16)	Rainey, Cle.-T.B.	150	566	3.8	80t	5
17)	Thomas, N.O.	147	549	3.7	18	2
18)	Jackson, Atl.	157	543	3.5	50	6
19)	Wilson, Sea. (QB)	96	539	5.6	27	1
20)	Kaepernick, S.F. (QB)	92	524	5.7	28	4
21)	Starks, G.B.	89	493	5.5	41	3
22)	A. Brown, NY-G	139	492	3.5	23t	3
23)	Griffin III, Was. (QB)	86	489	5.7	26	0
24)	Martin, T.B.	127	456	3.6	28	1
25)	Ingram, N.O.	78	386	4.9	34	1
26)	Tolbert, Car.	101	361	3.6	22	5
27)	Hunter, S.F.	78	358	4.6	45	3
28)	Jac. Rodgers, Atl.	96	332	3.5	19t	2
29)	Brown, Phi.	75	314	4.2	65t	2
30)	Vick, Phi. (QB)	36	306	8.5	61	2
31)	*James, T.B.	60	295	4.9	24	0
32)	Gerhart, Min.	36	283	7.9	41t	2
33)	Helu, Was.	62	274	4.4	24	4
34)	Turbin, Sea.	77	264	3.4	15	0
35)	*B. Cunningham, St.L	47	261	5.6	56	1
36)	Hillis, T.B.-NY-G	73	247	3.4	27	2
37)	Jacobs, NY-G	58	238	4.1	37	4
38)	*K. Robinson, N.O.	54	224	4.1	25	1
39)	Foles, Phi. (QB)	57	221	3.9	21	3
40)	Sproles, N.O.	53	220	4.2	38	2
41)	Richardson, St.L	69	215	3.1	14	0
42)	Bush, Chi.	63	197	3.1	40t	3
43)	Leonard, T.B.	47	182	3.9	24	0
44)	Stewart, Car.	48	180	3.8	16	0
45)	Asiata, Min.	44	166	3.8	39	3
46t)	*Randle, Dal.	54	164	3.0	19	2
46t)	Snelling, Atl.	44	164	3.7	17	1
48)	*Patterson, Min. (WR)	12	158	13.2	50t	3
49t)	*Austin, St.L (WR)	9	151	16.8	65t	1
49t)	Ponder, Min. (QB)	34	151	4.4	19t	4

NFL / LEADING RUSHERS

Rank	Player, Team	Att	Yards	Avg	Long	TD
1)	McCoy, Phi.	314	1607	5.1	57t	9
2)	Forte, Chi.	289	1339	4.6	55	9
3)	Charles, K.C.	259	1287	5.0	46	12
4)	A. Morris, Was.	276	1275	4.6	45t	7
5)	Peterson, Min.	279	1266	4.5	78t	10
6)	Lynch, Sea.	301	1257	4.2	43	12
7)	Mathews, S.D.	285	1255	4.4	51	6
8)	*Lacy, G.B.	284	1178	4.1	60	11
9)	Gore, S.F.	276	1128	4.1	51	9
10)	Murray, Dal.	217	1124	5.2	43	9
11)	C. Johnson, Ten.	279	1077	3.9	30t	6
12)	Moreno, Den.	241	1038	4.3	31	10
13)	Bush, Det.	223	1006	4.5	39	4
14)	*Stacy, St.L	250	973	3.9	40t	7
15)	Spiller, Buf.	201	927	4.6	77	2
16)	Jackson, Buf.	207	896	4.3	59	9
17)	*Bell, Pit.	244	860	3.5	43	8
18)	D. Williams, Car.	201	843	4.2	43t	3
19)	Ivory, NY-J	182	833	4.6	69	3
20)	Jones-Drew, Jac.	234	803	3.4	48	5
21)	Ridley, N.E.	178	773	4.3	29	7
22)	Blount, N.E.	153	772	5.0	47t	7
23)	Tate, Hou.	181	771	4.3	60	4
24)	Green-Ellis, Cin.	220	756	3.4	25	7
25)	Jennings, Oak.	163	733	4.5	80t	6
26)	L. Miller, Mia.	177	709	4.0	49	2
27)	Powell, NY-J	176	697	4.0	39	1
28)	*Bernard, Cin.	170	695	4.1	35t	5
29)	Mendenhall, Ariz	217	687	3.2	28	8
30)	Rice, Bal.	214	660	3.1	47	4
31)	*Ellington, Ariz	118	652	5.5	80t	3
32)	Bell, Det.	166	650	3.9	20	8
33)	Newton, Car. (QB)	111	585	5.3	56	6
34)	Pryor, Oak. (QB)	83	576	6.9	93t	2
35)	Rainey, Cle.-T.B.	150	566	3.8	80t	5
36)	Richardson, Cle.-Ind.	188	563	3.0	22	3
37)	*Ball, Den.	120	559	4.7	45	4
38)	Thomas, N.O.	147	549	3.7	18	2
39)	Jackson, Atl.	157	543	3.5	50	6
40)	Foster, Hou.	121	542	4.5	23	1
41)	Wilson, Sea. (QB)	96	539	5.6	27	1
42)	D. Brown, Ind.	102	537	5.3	51t	6
43)	Kaepernick, S.F. (QB)	92	524	5.7	28	4
44)	Starks, G.B.	89	493	5.5	41	3
45)	A. Brown, NY-G	139	492	3.5	23t	3
46)	Griffin III, Was. (QB)	86	489	5.7	26	0
47)	Martin, T.B.	127	456	3.6	28	1
48)	Pierce, Bal.	152	436	2.9	28	2
49)	A. Smith, K.C. (QB)	76	431	5.7	26	1
50)	Woodhead, S.D.	106	429	4.0	14	2

AFC / THIRD-AND-ONE RUSHING LEADERS

Rank	Player, Team	Att	FD	Pct
1t)	McClain, S.D.	7	7	100.0
1t)	R. Brown, S.D.	4	4	100.0
1t)	Jennings, Oak.	4	4	100.0
1t)	Keenum, Hou.	4	4	100.0
1t)	Luck, Ind.	4	4	100.0
1t)	*Manuel, Buf.	4	4	100.0
7)	McGahee, Cle.	10	9	90.0
8)	Dwyer, Pit.	7	6	85.7
9)	Ivory, NY-J	11	9	81.8
10t)	Mathews, S.D.	10	8	80.0
10t)	Blount, N.E.	5	4	80.0
10t)	Foster, Hou.	5	4	80.0
10t)	Ogbonnaya, Cle.	5	4	80.0
14)	Jackson, Buf.	15	11	73.3
15t)	*Bell, Pit.	9	6	66.7
15t)	Richardson, Cle.-Ind.	9	6	66.7
15t)	Pierce, Bal.	6	4	66.7
18)	Green-Ellis, Cin.	11	7	63.6
19)	Rice, Bal.	8	5	62.5
20)	Moreno, Den.	7	4	57.1
21)	Powell, NY-J	9	5	55.6
22t)	Jones-Drew, Jac.	10	5	50.0
22t)	Tate, Hou.	10	5	50.0
22t)	Charles, K.C.	8	4	50.0

NFC / THIRD-AND-ONE RUSHING LEADERS

Rank	Player, Team	Att	FD	Pct
1t)	Collins, N.O.	7	7	100.0
1t)	Helu, Was.	5	5	100.0
1t)	A. Morris, Was.	5	5	100.0
1t)	Starks, G.B.	4	4	100.0
5)	Newton, Car.	11	10	90.9
6)	Peterson, Min.	12	10	83.3
7)	Young, Was.	5	4	80.0
8)	McCoy, Phi.	13	10	76.9
9)	Murray, Dal.	8	6	75.0
10)	Bell, Det.	11	8	72.7
11t)	Jackson, Atl.	12	8	66.7
11t)	*Lacy, G.B.	9	6	66.7
11t)	Tolbert, Car.	9	6	66.7
11t)	*Stacy, St.L	6	4	66.7
15)	Thomas, N.O.	8	5	62.5
16)	Mendenhall, Ariz	7	4	57.1
17)	Gore, S.F.	9	5	55.6
18)	Lynch, Sea.	8	4	50.0

NFL / THIRD-AND-ONE RUSHING LEADERS

Rank	Player, Team	Att	FD	Pct
1t)	Collins, N.O.	7	7	100.0
1t)	McClain, S.D.	7	7	100.0
1t)	Helu, Was.	5	5	100.0
1t)	A. Morris, Was.	5	5	100.0
1t)	R. Brown, S.D.	4	4	100.0
1t)	Jennings, Oak.	4	4	100.0
1t)	Keenum, Hou.	4	4	100.0
1t)	Luck, Ind.	4	4	100.0
1t)	*Manuel, Buf.	4	4	100.0
1t)	Starks, G.B.	4	4	100.0
11)	Newton, Car.	11	10	90.9
12)	McGahee, Cle.	10	9	90.0
13)	Dwyer, Pit.	7	6	85.7
14)	Peterson, Min.	12	10	83.3
15)	Ivory, NY-J	11	9	81.8
16t)	Mathews, S.D.	10	8	80.0
16t)	Blount, N.E.	5	4	80.0
16t)	Foster, Hou.	5	4	80.0
16t)	Ogbonnaya, Cle.	5	4	80.0
16t)	Young, Was.	5	4	80.0
21)	McCoy, Phi.	13	10	76.9
22)	Murray, Dal.	8	6	75.0
23)	Jackson, Buf.	15	11	73.3
24)	Bell, Det.	11	8	72.7
25t)	Jackson, Atl.	12	8	66.7
25t)	*Bell, Pit.	9	6	66.7
25t)	*Lacy, G.B.	9	6	66.7
25t)	Richardson, Cle.-Ind.	9	6	66.7
25t)	Tolbert, Car.	9	6	66.7
25t)	Pierce, Bal.	6	4	66.7
25t)	*Stacy, St.L	6	4	66.7
32)	Green-Ellis, Cin.	11	7	63.6
33t)	Rice, Bal.	8	5	62.5
33t)	Thomas, N.O.	8	5	62.5
35t)	Mendenhall, Ariz	7	4	57.1
35t)	Moreno, Den.	7	4	57.1
37t)	Gore, S.F.	9	5	55.6
37t)	Powell, NY-J	9	5	55.6
39t)	Jones-Drew, Jac.	10	5	50.0
39t)	Tate, Hou.	10	5	50.0
39t)	Charles, K.C.	8	4	50.0
39t)	Lynch, Sea.	8	4	50.0

AFC / LEADERS IN RECEPTIONS

Rank	Player, Team	Rec	Yards	Avg	Long	TD
1)	A. Brown, Pit.	110	1499	13.6	56	8
2)	A. Johnson, Hou.	109	1407	12.9	62t	5
3)	Edelman, N.E.	105	1056	10.1	44	6
4)	Green, Cin.	98	1426	14.6	82t	11
5)	Wright, Ten.	94	1079	11.5	45	2
6)	D. Thomas, Den.	92	1430	15.5	78t	14
7t)	Gordon, Cle.	87	1646	18.9	95t	9
7t)	Decker, Den.	87	1288	14.8	61	11
9)	Hilton, Ind.	82	1083	13.2	73t	5
10)	Cameron, Cle. (TE)	80	917	11.5	53	7
11)	Gates, S.D. (TE)	77	872	11.3	56t	4
12t)	Hartline, Mia.	76	1016	13.4	50	4
12t)	Woodhead, S.D. (RB)	76	605	8.0	39	6
14t)	Wallace, Mia.	73	930	12.7	57	5
14t)	Welker, Den.	73	778	10.7	33	10
16)	*Allen, S.D.	71	1046	14.7	43t	8
17)	Charles, K.C. (RB)	70	693	9.9	71t	7
18)	Clay, Mia. (TE)	69	759	11.0	67	6
19)	Sanders, Pit.	67	740	11.0	55t	6
20)	Shorts, Jac.	66	777	11.8	59	3
21t)	T. Smith, Bal.	65	1128	17.4	74	4
21t)	J. Thomas, Den. (TE)	65	788	12.1	74t	12
23t)	Streater, Oak.	60	888	14.8	66	4
23t)	Walker, Ten. (TE)	60	571	9.5	33	6
23t)	Moreno, Den. (RB)	60	548	9.1	35t	3
26t)	N. Washington, Ten.	58	919	15.8	77t	3
26t)	Miller, Pit. (TE)	58	593	10.2	31	1
26t)	Rice, Bal. (RB)	58	321	5.5	22	0
29)	Bowe, K.C.	57	673	11.8	34t	5
30)	*Bernard, Cin. (RB)	56	514	9.2	41	3
31)	Amendola, N.E.	54	633	11.7	57	2
32t)	Chandler, Buf. (TE)	53	655	12.4	33t	2
32t)	McCluster, K.C.	53	511	9.6	43	2
34t)	*Hopkins, Hou.	52	802	15.4	66	2
34t)	Fleener, Ind. (TE)	52	608	11.7	44	4
34t)	Johnson, Buf.	52	597	11.5	45	3
37t)	M. Jones, Cin.	51	712	14.0	45	10
37t)	*Sanders, Jac.	51	484	9.5	51	1
39t)	G. Graham, Hou. (TE)	49	545	11.1	42t	5
39t)	*M. Brown, Bal.	49	524	10.7	59	7
41)	Ogbonnaya, Cle. (RB)	48	343	7.1	17	2
42t)	Royal, S.D.	47	631	13.4	54	8
42t)	Sanu, Cin.	47	455	9.7	32	2
42t)	Vereen, N.E. (RB)	47	427	9.1	50	3
42t)	Jackson, Buf. (RB)	47	387	8.2	37	1
46t)	D. Moore, Oak.	46	695	15.1	73t	5
46t)	Cotchery, Pit.	46	602	13.1	36	10
46t)	Gresham, Cin. (TE)	46	461	10.0	30	4
49)	*Bell, Pit. (RB)	45	399	8.9	43	0
50t)	Kerley, NY-J	43	523	12.2	26	3
50t)	Jones-Drew, Jac. (RB)	43	314	7.3	17	0

NFC / LEADERS IN RECEPTIONS

Rank	Player, Team	Rec	Yards	Avg	Long	TD
1)	Garcon, Was.	113	1346	11.9	53t	5
2)	Marshall, Chi.	100	1295	13.0	44	12
3)	Bryant, Dal.	93	1233	13.3	79	13
4)	Jeffery, Chi.	89	1421	16.0	80t	7
5)	J. Graham, N.O. (TE)	86	1215	14.1	56t	16
6t)	Nelson, G.B.	85	1314	15.5	76t	8
6t)	Boldin, S.F.	85	1179	13.9	63	7
6t)	Douglas, Atl.	85	1067	12.6	80t	2
9)	Johnson, Det.	84	1492	17.8	87	12
10)	Gonzalez, Atl. (TE)	83	859	10.3	25	8
11t)	Jackson, Phi.	82	1332	16.2	61t	9
11t)	Fitzgerald, Ariz	82	954	11.6	75t	10
13)	Jackson, T.B.	78	1224	15.7	60	7
14)	Thomas, N.O. (RB)	77	513	6.7	29	3
15)	Colston, N.O.	75	943	12.6	35	5
16)	Forte, Chi. (RB)	74	594	8.0	34	3
17t)	Cruz, NY-G	73	998	13.7	70t	4
17t)	Witten, Dal. (TE)	73	851	11.7	34	8
17t)	Olsen, Car. (TE)	73	816	11.2	31	6
20)	Sproles, N.O. (RB)	71	604	8.5	48	2
21)	Jennings, Min.	68	804	11.8	70t	4
22t)	Floyd, Ariz	65	1041	16.0	91t	5
22t)	M. Bennett, Chi. (TE)	65	759	11.7	43	5
24t)	Tate, Sea.	64	898	14.0	80t	5
24t)	S. Smith, Car.	64	745	11.6	44	4
26)	White, Atl.	63	711	11.3	39t	3
27)	J. Jones, G.B.	59	817	13.8	83t	3
28)	Nicks, NY-G	56	896	16.0	57	0
29t)	*Wright, T.B. (TE)	54	571	10.6	36	5
29t)	Bush, Det. (RB)	54	506	9.4	77t	3
31t)	Bell, Det. (RB)	53	547	10.3	37	0
31t)	Murray, Dal. (RB)	53	350	6.6	22	1
33t)	V. Davis, S.F. (TE)	52	850	16.3	64t	13
33t)	McCoy, Phi. (RB)	52	539	10.4	70	2
33t)	Jac. Rodgers, Atl. (RB)	52	341	6.6	22	2
36)	Cook, St.L (TE)	51	671	13.2	47	5
37)	Baldwin, Sea.	50	778	15.6	52	5
38t)	Boykin, G.B.	49	681	13.9	52	3
38t)	LaFell, Car.	49	627	12.8	79t	5
40)	Simpson, Min.	48	726	15.1	51	1
41t)	Cooper, Phi.	47	835	17.8	63t	8
41t)	Myers, NY-G (TE)	47	522	11.1	27t	4
43t)	*Reed, Was. (TE)	45	499	11.1	38	3
43t)	*Patterson, Min.	45	469	10.4	79t	4
45)	*Williams, Dal.	44	736	16.7	82t	5
46)	Roberts, Ariz	43	471	11.0	34t	2
47)	Moss, Was.	42	452	10.8	28	2
48t)	Randle, NY-G	41	611	14.9	37t	6
48t)	J. Jones, Atl.	41	580	14.1	81t	2
48t)	Pettigrew, Det. (TE)	41	416	10.1	31	2

NFL / LEADERS IN RECEPTIONS

Rank	Player, Team	Rec	Yards	Avg	Long	TD
1)	Garcon, Was.	113	1346	11.9	53t	5
2)	A. Brown, Pit.	110	1499	13.6	56	8
3)	A. Johnson, Hou.	109	1407	12.9	62t	5
4)	Edelman, N.E.	105	1056	10.1	44	6
5)	Marshall, Chi.	100	1295	13.0	44	12
6)	Green, Cin.	98	1426	14.6	82t	11
7)	Wright, Ten.	94	1079	11.5	45	2
8)	Bryant, Dal.	93	1233	13.3	79	13
9)	D. Thomas, Den.	92	1430	15.5	78t	14
10)	Jeffery, Chi.	89	1421	16.0	80t	7
11t)	Gordon, Cle.	87	1646	18.9	95t	9
11t)	Decker, Den.	87	1288	14.8	61	11
13)	J. Graham, N.O. (TE)	86	1215	14.1	56t	16
14t)	Nelson, G.B.	85	1314	15.5	76t	8
14t)	Boldin, S.F.	85	1179	13.9	63	7
14t)	Douglas, Atl.	85	1067	12.6	80t	2
17)	Johnson, Det.	84	1492	17.8	87	12
18)	Gonzalez, Atl. (TE)	83	859	10.3	25	8
19t)	Jackson, Phi.	82	1332	16.2	61t	9
19t)	Hilton, Ind.	82	1083	13.2	73t	5
19t)	Fitzgerald, Ariz	82	954	11.6	75t	10
22)	Cameron, Cle. (TE)	80	917	11.5	53	7
23)	Jackson, T.B.	78	1224	15.7	60	7
24t)	Gates, S.D. (TE)	77	872	11.3	56t	4
24t)	Thomas, N.O. (RB)	77	513	6.7	29	3
26t)	Hartline, Mia.	76	1016	13.4	50	4
26t)	Woodhead, S.D. (RB)	76	605	8.0	39	6
28)	Colston, N.O.	75	943	12.6	35	5
29)	Forte, Chi. (RB)	74	594	8.0	34	3
30t)	Cruz, NY-G	73	998	13.7	70t	4
30t)	Wallace, Mia.	73	930	12.7	57	5
30t)	Witten, Dal. (TE)	73	851	11.7	34	8
30t)	Olsen, Car. (TE)	73	816	11.2	31	6
30t)	Welker, Den.	73	778	10.7	33	10
35t)	*Allen, S.D.	71	1046	14.7	43t	8
35t)	Sproles, N.O. (RB)	71	604	8.5	48	2
37)	Charles, K.C. (RB)	70	693	9.9	71t	7
38)	Clay, Mia. (TE)	69	759	11.0	67	6
39)	Jennings, Min.	68	804	11.8	70t	4
40)	Sanders, Pit.	67	740	11.0	55t	6
41)	Shorts, Jac.	66	777	11.8	59	3
42t)	T. Smith, Bal.	65	1128	17.4	74	4
42t)	Floyd, Ariz	65	1041	16.0	91t	5
42t)	J. Thomas, Den. (TE)	65	788	12.1	74t	12
42t)	M. Bennett, Chi. (TE)	65	759	11.7	43	5
46t)	Tate, Sea.	64	898	14.0	80t	5
46t)	S. Smith, Car.	64	745	11.6	44	4
48)	White, Atl.	63	711	11.3	39t	3
49t)	Streater, Oak.	60	888	14.8	66	4
49t)	Walker, Ten. (TE)	60	571	9.5	33	6
49t)	Moreno, Den. (RB)	60	548	9.1	35t	3

AFC / RECEIVING YARDAGE LEADERS

Rank	Player, Team	Yards	Rec	Avg	Long	TD
1)	Gordon, Cle.	1646	87	18.9	95t	9
2)	A. Brown, Pit.	1499	110	13.6	56	8
3)	D. Thomas, Den.	1430	92	15.5	78t	14
4)	Green, Cin.	1426	98	14.6	82t	11
5)	A. Johnson, Hou.	1407	109	12.9	62t	5
6)	Decker, Den.	1288	87	14.8	61	11
7)	T. Smith, Bal.	1128	65	17.4	74	4
8)	Hilton, Ind.	1083	82	13.2	73t	5
9)	Wright, Ten.	1079	94	11.5	45	2
10)	EGelman, N.E.	1056	105	10.1	44	6
11)	*Allen, S.D.	1046	71	14.7	43t	8
12)	Hartline, Mia.	1016	76	13.4	50	4
13)	Wallace, Mia.	930	73	12.7	57	5
14)	N. Washington, Ten.	919	58	15.8	77t	3
15)	Cameron, Cle. (TE)	917	80	11.5	53	7
16)	Streater, Oak.	888	60	14.8	66	4
17)	Gates, S.D. (TE)	872	77	11.3	56t	4
18)	*Hopkins, Hou.	802	52	15.4	66	2
19)	J. Thomas, Den. (TE)	788	65	12.1	74t	12
20)	Welker, Den.	778	73	10.7	33	10
21)	Shorts, Jac.	777	66	11.8	59	3
22)	Clay, Mia. (TE)	759	69	11.0	67	6
23)	Sanders, Pit.	740	67	11.0	55t	6
24)	M. Jones, Cin.	712	51	14.0	45	10
25)	D. Moore, Oak.	695	46	15.1	73t	5
26)	Charles, K.C. (RB)	693	70	9.9	71t	7
27)	Bowe, K.C.	673	57	11.8	34t	5
28)	Chandler, Buf. (TE)	655	53	12.4	33t	2
29)	Amendola, N.E.	633	54	11.7	57	2
30)	Royal, S.D.	631	47	13.4	54	8
31)	Fleener, Ind. (TE)	608	52	11.7	44	4
32)	Woodhead, S.D. (RB)	605	76	8.0	39	6
33)	Cotchery, Pit.	602	46	13.1	36	10
34)	Johnson, Buf.	597	52	11.5	45	3
35)	Avery, K.C.	596	40	14.9	51	2
36)	Miller, Pit. (TE)	593	58	10.2	31	1
37)	Gronkowski, N.E. (TE)	592	39	15.2	50	4
38)	*Robert Woods, Buf.	587	40	14.7	57	3
39)	Walker, Ten. (TE)	571	60	9.5	33	6
40)	Moreno, Den. (RB)	548	60	9.1	35t	3
41)	G. Graham, Hou. (TE)	545	49	11.1	42t	5
42)	*M. Brown, Bal.	524	49	10.7	59	7
43)	Kerley, NY-J	523	43	12.2	26	3
44)	*Dobson, N.E.	519	37	14.0	81t	4
45)	*Bernard, Cin. (RB)	514	56	9.2	41	3
46)	McCluster, K.C.	511	53	9.6	43	2
47)	Wayne, Ind.	503	38	13.2	35	2
48)	*Sanders, Jac.	484	51	9.5	51	1
49)	V. Brown, S.D.	472	41	11.5	51	1
50)	*Thompkins, N.E.	466	32	14.6	49	4

NFC / RECEIVING YARDAGE LEADERS

Rank	Player, Team	Yards	Rec	Avg	Long	TD
1)	Johnson, Det.	1492	84	17.8	87	12
2)	Jeffery, Chi.	1421	89	16.0	80t	7
3)	Garcon, Was.	1346	113	11.9	53t	5
4)	Jackson, Phi.	1332	82	16.2	61t	9
5)	Nelson, G.B.	1314	85	15.5	76t	8
6)	Marshall, Chi.	1295	100	13.0	44	12
7)	Bryant, Dal.	1233	93	13.3	79	13
8)	Jackson, T.B.	1224	78	15.7	60	7
9)	J. Graham, N.O. (TE)	1215	86	14.1	56t	16
10)	Boldin, S.F.	1179	85	13.9	63	7
11)	Douglas, Atl.	1067	85	12.6	80t	2
12)	Floyd, Ariz	1041	65	16.0	91t	5
13)	Cruz, NY-G	998	73	13.7	70t	4
14)	Fitzgerald, Ariz	954	82	11.6	75t	10
15)	Colston, N.O.	943	75	12.6	35	5
16)	Tate, Sea.	898	64	14.0	80t	5
17)	Nicks, NY-G	896	56	16.0	57	0
18)	Gonzalez, Atl. (TE)	859	83	10.3	25	8
19)	Witten, Dal. (TE)	851	73	11.7	34	8
20)	V. Davis, S.F. (TE)	850	52	16.3	64t	13
21)	Cooper, Phi.	835	47	17.8	63t	8
22)	J. Jones, G.B.	817	59	13.8	83t	3
23)	Olsen, Car. (TE)	816	73	11.2	31	6
24)	Jennings, Min.	804	68	11.8	70t	4
25)	Baldwin, Sea.	778	50	15.6	52	5
26)	M. Bennett, Chi. (TE)	759	65	11.7	43	5
27)	S. Smith, Car.	745	64	11.6	44	4
28)	*Williams, Dal.	736	44	16.7	82t	5
29)	Simpson, Min.	726	48	15.1	51	1
30)	White, Atl.	711	63	11.3	39t	3
31)	Boykin, G.B.	681	49	13.9	52	3
32)	Cook, St.L (TE)	671	51	13.2	47	5
33)	*Stills, N.O.	641	32	20.0	76t	5
34)	LaFell, Car.	627	49	12.8	79t	5
35)	Randle, NY-G	611	41	14.9	37t	6
36)	Sproles, N.O. (RB)	604	71	8.5	48	2
37)	Forte, Chi. (RB)	594	74	8.0	34	3
38)	J. Jones, Atl.	580	41	14.1	81t	2
39)	*Wright, T.B. (TE)	571	54	10.6	36	5
40)	Givens, St.L	569	34	16.7	47	0
41)	Ginn, Car.	556	36	15.4	47t	5
42)	Bell, Det. (RB)	547	53	10.3	37	0
43)	McCoy, Phi. (RB)	539	52	10.4	70	2
44)	Myers, NY-G (TE)	522	47	11.1	27t	4
45)	Thomas, N.O. (RB)	513	77	6.7	29	3
46)	Bush, Det. (RB)	506	54	9.4	77t	3
47)	Celek, Phi. (TE)	502	32	15.7	42	6
48)	*Reed, Was. (TE)	499	45	11.1	38	3
49)	Durham, Det.	490	38	12.9	40	2
50)	Roberts, Ariz	471	43	11.0	34t	2

NFL / RECEIVING YARDAGE LEADERS

Rank	Player, Team	Yards	Rec	Avg	Long	TD
1)	Gordon, Cle.	1646	87	18.9	95t	9
2)	A. Brown, Pit.	1499	110	13.6	56	8
3)	Johnson, Det.	1492	84	17.8	87	12
4)	D. Thomas, Den.	1430	92	15.5	78t	14
5)	Green, Cin.	1426	98	14.6	82t	11
6)	Jeffery, Chi.	1421	89	16.0	80t	7
7)	A. Johnson, Hou.	1407	109	12.9	62t	5
8)	Garcon, Was.	1346	113	11.9	53t	5
9)	Jackson, Phi.	1332	82	16.2	61t	9
10)	Nelson, G.B.	1314	85	15.5	76t	8
11)	Marshall, Chi.	1295	100	13.0	44	12
12)	Decker, Den.	1288	87	14.8	61	11
13)	Bryant, Dal.	1233	93	13.3	79	13
14)	Jackson, T.B.	1224	78	15.7	60	7
15)	J. Graham, N.O. (TE)	1215	86	14.1	56t	16
16)	Boldin, S.F.	1179	85	13.9	63	7
17)	T. Smith, Bal.	1128	65	17.4	74	4
18)	Hilton, Ind.	1083	82	13.2	73t	5
19)	Wright, Ten.	1079	94	11.5	45	2
20)	Douglas, Atl.	1067	85	12.6	80t	2
21)	Edelman, N.E.	1056	105	10.1	44	6
22)	*Allen, S.D.	1046	71	14.7	43t	8
23)	Floyd, Ariz	1041	65	16.0	91t	5
24)	Hartline, Mia.	1016	76	13.4	50	4
25)	Cruz, NY-G	998	73	13.7	70t	4
26)	Fitzgerald, Ariz	954	82	11.6	75t	10
27)	Colston, N.O.	943	75	12.6	35	5
28)	Wallace, Mia.	930	73	12.7	57	5
29)	N. Washington, Ten.	919	58	15.8	77t	3
30)	Cameron, Cle. (TE)	917	80	11.5	53	7
31)	Tate, Sea.	898	64	14.0	80t	5
32)	Nicks, NY-G	896	56	16.0	57	0
33)	Streater, Oak.	888	60	14.8	66	4
34)	Gates, S.D. (TE)	872	77	11.3	56t	4
35)	Gonzalez, Atl. (TE)	859	83	10.3	25	8
36)	Witten, Dal. (TE)	851	73	11.7	34	8
37)	V. Davis, S.F. (TE)	850	52	16.3	64t	13
38)	Cooper, Phi.	835	47	17.8	63t	8
39)	J. Jones, G.B.	817	59	13.8	83t	3
40)	Olsen, Car. (TE)	816	73	11.2	31	6
41)	Jennings, Min.	804	68	11.8	70t	4
42)	*Hopkins, Hou.	802	52	15.4	66	2
43)	J. Thomas, Den. (TE)	788	65	12.1	74t	12
44t)	Baldwin, Sea.	778	50	15.6	52	5
44t)	Welker, Den.	778	73	10.7	33	10
46)	Shorts, Jac.	777	66	11.8	59	3
47t)	M. Bennett, Chi. (TE)	759	65	11.7	43	5
47t)	Clay, Mia. (TE)	759	69	11.0	67	6
49)	S. Smith, Car.	745	64	11.6	44	4
50)	Sanders, Pit.	740	67	11.0	55t	6

AFC / THIRD-DOWN RECEIVING LEADERS

Rank	Player, Team	Rec	Yards	Avg	Long	TD
1)	A. Brown, Pit.	32	408	12.8	45	0
2)	A. Johnson, Hou.	31	361	11.6	30	1
3t)	Wright, Ten.	30	339	11.3	31	2
3t)	Edelman, N.E.	30	247	8.2	44	3
5)	*Allen, S.D.	27	461	17.1	43t	4
6)	Gordon, Cle.	26	408	15.7	47	1
7)	Cameron, Cle. (TE)	25	270	10.8	33	1
8t)	Green, Cin.	23	313	13.6	53	1
8t)	*Sanders, Jac.	23	240	10.4	51	1
10t)	N. Washington, Ten.	22	325	14.8	77t	2
10t)	Gates, S.D. (TE)	22	224	10.2	34	1
12t)	D. Moore, Oak.	21	354	16.9	73t	3
12t)	Hilton, Ind.	21	331	15.8	65	1
12t)	Kerley, NY-J	21	274	13.0	23	1
15)	T. Smith, Bal.	20	396	19.8	48	1
16t)	D. Thomas, Den.	19	362	19.1	78t	3
16t)	Streater, Oak.	19	328	17.3	66	1
16t)	Charles, K.C. (RB)	19	230	12.1	71t	3
16t)	Shorts, Jac.	19	195	10.3	21	2
20t)	Bowe, K.C.	18	238	13.2	34t	3
20t)	Clay, Mia. (TE)	18	238	13.2	45	2
20t)	Welker, Den.	18	206	11.4	26	2
20t)	Sanders, Pit.	18	195	10.8	55t	4
24t)	M. Jones, Cin.	17	286	16.8	29	4
24t)	*Rivera, Oak. (TE)	17	202	11.9	37	1
24t)	Sanu, Cin.	17	179	10.5	21	1
24t)	Johnson, Buf.	17	168	9.9	19	1
24t)	Woodhead, S.D. (RB)	17	154	9.1	39	0
24t)	Ogbonnaya, Cle. (RB)	17	140	8.2	15	0
30t)	Chandler, Buf. (TE)	16	260	16.3	33t	1
30t)	Hartline, Mia.	16	204	12.8	50	2
30t)	Bess, Cle.	16	133	8.3	20t	1
33t)	*Hopkins, Hou.	15	239	15.9	39	2
33t)	Walker, Ten. (TE)	15	187	12.5	33	2
33t)	Cotchery, Pit.	15	170	11.3	26	3
33t)	Decker, Den.	15	169	11.3	33	3
33t)	Jackson, Buf. (RB)	15	162	10.8	37	0
33t)	J. Thomas, Den. (TE)	15	153	10.2	19	4
33t)	McCluster, K.C.	15	134	8.9	43	1
33t)	Moreno, Den. (RB)	15	114	7.6	28	1
33t)	*Bernard, Cin. (RB)	15	108	7.2	21	0
42t)	Royal, S.D.	14	233	16.6	54	1
42t)	Clark, Bal. (TE)	14	186	13.3	45	2
42t)	Nelson, NY-J	14	184	13.1	27	1
42t)	Amendola, N.E.	14	166	11.9	34	0
42t)	G. Graham, Hou. (TE)	14	146	10.4	42t	2
42t)	Wallace, Mia.	14	126	9.0	39t	2
48t)	Doss, Bal.	13	142	10.9	23	0
48t)	V. Brown, S.D.	13	139	10.7	32	1
48t)	Vereen, N.E. (RB)	13	106	8.2	19	0

NFC / THIRD-DOWN RECEIVING LEADERS

Rank	Player, Team	Rec	Yards	Avg	Long	TD
1)	Boldin, S.F.	33	529	16.0	63	3
2)	Garcon, Was.	32	393	12.3	38	3
3)	Nelson, G.B.	29	442	15.2	76t	4
4)	Jackson, T.B.	28	450	16.1	39	2
5t)	Jeffery, Chi.	25	427	17.1	67	2
5t)	J. Graham, N.O. (TE)	25	318	12.7	35	2
7)	Johnson, Det.	24	406	16.9	50t	4
8t)	Marshall, Chi.	23	332	14.4	41	4
8t)	Gonzalez, Atl. (TE)	23	257	11.2	25	1
10t)	White, Atl.	22	280	12.7	39t	1
10t)	Tate, Sea.	22	252	11.5	25	2
12t)	Fitzgerald, Ariz	21	313	14.9	75t	4
12t)	Colston, N.O.	21	295	14.0	26	1
12t)	S. Smith, Car.	21	264	12.6	23	0
12t)	*Ellington, Ariz (RB)	21	151	7.2	13	0
16t)	Jennings, Min.	20	294	14.7	70t	2
16t)	Cruz, NY-G	20	288	14.4	30	2
16t)	V. Davis, S.F. (TE)	20	257	12.9	64t	4
16t)	Sproles, N.O. (RB)	20	162	8.1	22	1
20)	Douglas, Atl.	19	285	15.0	54	0
21t)	Jackson, Phi.	18	258	14.3	51	1
21t)	Roberts, Ariz	18	232	12.9	34t	1
21t)	*Wright, T.B. (TE)	18	196	10.9	24	0
21t)	M. Bennett, Chi. (TE)	18	195	10.8	30	2
25t)	Baldwin, Sea.	17	304	17.9	52	2
25t)	Cook, St.L (TE)	17	213	12.5	31	2
25t)	Witten, Dal. (TE)	17	165	9.7	27	2
25t)	Forte, Chi. (RB)	17	128	7.5	13	1
29t)	Randle, NY-G	16	230	14.4	26	1
29t)	Bryant, Dal.	16	207	12.9	79	5
29t)	Moss, Was.	16	169	10.6	28	1
29t)	Olsen, Car. (TE)	16	144	9.0	31	3
33t)	Simpson, Min.	15	198	13.2	37	1
33t)	Bell, Det. (RB)	15	161	10.7	37	0
35t)	Bush, Det. (RB)	14	270	19.3	77t	2
35t)	Nicks, NY-G	14	260	18.6	49	0
35t)	Cooper, Phi.	14	177	12.6	25	2
35t)	*Reed, Was. (TE)	14	160	11.4	29	2
35t)	Beasley, Dal.	14	146	10.4	23	1
35t)	Pettis, St.L	14	128	9.1	26	2
35t)	Thomas, N.O. (RB)	14	105	7.5	26	1
35t)	Helu, Was. (RB)	14	91	6.5	18	0
35t)	Leonard, T.B. (RB)	14	80	5.7	19	0
44t)	Floyd, Ariz	13	281	21.6	91t	3
44t)	*Patterson, Min.	13	196	15.1	79t	1
44t)	Miller, Sea. (TE)	13	150	11.5	60	2
44t)	Myers, NY-G (TE)	13	91	7.0	12	1
48t)	Givens, St.L	12	238	19.8	47	0
48t)	*Williams, Dal.	12	196	16.3	39	0
48t)	Ginn, Car.	12	158	13.2	35	0
48t)	Boykin, G.B.	12	146	12.2	36	1
48t)	Pettigrew, Det. (TE)	12	131	10.9	31	1
48t)	Burleson, Det.	12	117	9.8	28	0
48t)	*Ertz, Phi. (TE)	12	110	9.2	21	0

NFL / THIRD-DOWN RECEIVING LEADERS

Rank	Player, Team	Rec	Yards	Avg	Long	TD
1)	Boldin, S.F.	33	529	16.0	63	3
2t)	A. Brown, Pit.	32	408	12.8	45	0
2t)	Garcon, Was.	32	393	12.3	38	3
4)	A. Johnson, Hou.	31	361	11.6	30	1
5t)	Wright, Ten.	30	339	11.3	31	2
5t)	Edelman, N.E.	30	247	8.2	44	3
7)	Nelson, G.B.	29	442	15.2	76t	4
8)	Jackson, T.B.	28	450	16.1	39	2
9)	*Allen, S.D.	27	461	17.1	43t	4
10)	Gordon, Cle.	26	408	15.7	47	1
11t)	Jeffery, Chi.	25	427	17.1	67	2
11t)	J. Graham, N.O. (TE)	25	318	12.7	35	2
11t)	Cameron, Cle. (TE)	25	270	10.8	33	1
14)	Johnson, Det.	24	406	16.9	50t	4
15t)	Marshall, Chi.	23	332	14.4	41	4
15t)	Green, Cin.	23	313	13.6	53	1
15t)	Gonzalez, Atl. (TE)	23	257	11.2	25	1
15t)	*Sanders, Jac.	23	240	10.4	51	1
19t)	N. Washington, Ten.	22	325	14.8	77t	2
19t)	White, Atl.	22	280	12.7	39t	1
19t)	Tate, Sea.	22	252	11.5	25	2
19t)	Gates, S.D. (TE)	22	224	10.2	34	1
23t)	D. Moore, Oak.	21	354	16.9	73t	3
23t)	Hilton, Ind.	21	331	15.8	65	1
23t)	Fitzgerald, Ariz	21	313	14.9	75t	4
23t)	Colston, N.O.	21	295	14.0	26	1
23t)	Kerley, NY-J	21	274	13.0	23	1
23t)	S. Smith, Car.	21	264	12.6	23	0
23t)	*Ellington, Ariz (RB)	21	151	7.2	13	0
30t)	T. Smith, Bal.	20	396	19.8	48	1
30t)	Jennings, Min.	20	294	14.7	70t	2
30t)	Cruz, NY-G	20	288	14.4	30	2
30t)	V. Davis, S.F. (TE)	20	257	12.9	64t	4
30t)	Sproles, N.O. (RB)	20	162	8.1	22	1
35t)	D. Thomas, Den.	19	362	19.1	78t	3
35t)	Streater, Oak.	19	328	17.3	66	1
35t)	Douglas, Atl.	19	285	15.0	54	0
35t)	Charles, K.C. (RB)	19	230	12.1	71t	3
35t)	Shorts, Jac.	19	195	10.3	21	2
40t)	Jackson, Phi.	18	258	14.3	51	1
40t)	Bowe, K.C.	18	238	13.2	34t	3
40t)	Clay, Mia. (TE)	18	238	13.2	45	2
40t)	Roberts, Ariz	18	232	12.9	34t	1
40t)	Welker, Den.	18	206	11.4	26	2
40t)	*Wright, T.B. (TE)	18	196	10.9	24	0
40t)	M. Bennett, Chi. (TE)	18	195	10.8	30	2
40t)	Sanders, Pit.	18	195	10.8	55t	4
48t)	Baldwin, Sea.	17	304	17.9	52	2
48t)	M. Jones, Cin.	17	286	16.8	29	4
48t)	Cook, St.L (TE)	17	213	12.5	31	2
48t)	*Rivera, Oak. (TE)	17	202	11.9	37	1
48t)	Sanu, Cin.	17	179	10.5	21	1
48t)	Johnson, Buf.	17	168	9.9	19	1
48t)	Witten, Dal. (TE)	17	165	9.7	27	2
48t)	Woodhead, S.D. (RB)	17	154	9.1	39	0
48t)	Ogbonnaya, Cle. (RB)	17	140	8.2	15	0
48t)	Forte, Chi. (RB)	17	128	7.5	13	1

AFC / LEADING SCORERS, NONKICKERS

Rank	Player, Team	TD	Rush	Rec	Ret	X2	Pts
1)	Charles, K.C. (RB)	19	12	7	0	0	114
2)	D. Thomas, Den. (WR)	14	0	14	0	0	84
3)	Moreno, Den. (RB)	13	10	3	0	0	78
4)	J. Thomas, Den. (TE)	12	0	12	0	0	72
5t)	Decker, Den. (WR)	11	0	11	0	0	66
5t)	Green, Cin. (WR)	11	0	11	0	0	66
7t)	Cotchery, Pit. (WR)	10	0	10	0	0	60
7t)	Jackson, Buf. (RB)	10	9	1	0	0	60
7t)	C. Johnson, Ten. (RB)	10	6	4	0	0	60
7t)	M. Jones, Cin. (WR)	10	0	10	0	0	60
7t)	Welker, Den. (WR)	10	0	10	0	0	60
12t)	A. Brown, Pit. (WR)	9	0	8	1	0	54
12t)	Gordon, Cle. (WR)	9	0	9	0	0	54
14t)	*Allen, S.D. (WR)	8	0	8	0	0	48
14t)	*Bell, Pit. (RB)	8	8	0	0	0	48
14t)	*Bernard, Cin. (RB)	8	5	3	0	0	48
14t)	D. Brown, Ind. (RB)	8	6	2	0	0	48
14t)	Royal, S.D. (WR)	8	0	8	0	0	48
14t)	Woodhead, S.D. (RB)	8	2	6	0	0	48
20)	*M. Brown, Bal. (WR)	7	0	7	0	1	44
21t)	Blount, N.E. (RB)	7	7	0	0	0	42
21t)	Cameron, Cle. (TE)	7	0	7	0	0	42
21t)	Clay, Mia. (TE)	7	1	6	0	0	42
21t)	Green-Ellis, Cin. (RB)	7	7	0	0	0	42
21t)	Mathews, S.D. (RB)	7	6	1	0	0	42
21t)	Ridley, N.E. (RB)	7	7	0	0	0	42
27)	Edelman, N.E. (WR)	6	0	6	0	2	40
28)	Sanders, Pit. (WR)	6	0	6	0	1	38
29t)	Jennings, Oak. (RB)	6	6	0	0	0	36
29t)	*Smith, NY-J (QB)	6	6	0	0	0	36
29t)	Dan. Thomas, Mia. (RB)	6	4	2	0	0	36
29t)	Walker, Ten. (TE)	6	0	6	0	0	36
33t)	Bowe, K.C. (WR)	5	0	5	0	0	30
33t)	*Davis, K.C. (RB)	5	4	0	1	0	30
33t)	G. Graham, Hou. (TE)	5	0	5	0	0	30
33t)	Hilton, Ind. (WR)	5	0	5	0	0	30
33t)	A. Johnson, Hou. (WR)	5	0	5	0	0	30
33t)	Jones-Drew, Jac. (RB)	5	5	0	0	0	30
33t)	D. McFadden, Oak. (RB)	5	5	0	0	0	30
33t)	D. Moore, Oak. (WR)	5	0	5	0	0	30
33t)	Wallace, Mia. (WR)	5	0	5	0	0	30
42)	Fleener, Ind. (TE)	4	0	4	0	2	28
43t)	Rice, Bal. (RB)	4	4	0	0	1	26
43t)	T. Smith, Bal. (WR)	4	0	4	0	1	26
45t)	*Ball, Den. (RB)	4	4	0	0	0	24
45t)	Cumberland, NY-J (TE)	4	0	4	0	0	24
45t)	*Dobson, N.E. (WR)	4	0	4	0	0	24
45t)	Gates, S.D. (TE)	4	0	4	0	0	24
45t)	Greene, Ten. (RB)	4	4	0	0	0	24
45t)	Gresham, Cin. (TE)	4	0	4	0	0	24
45t)	Gronkowski, N.E. (TE)	4	0	4	0	0	24
45t)	Hartline, Mia. (WR)	4	0	4	0	0	24
45t)	*Hunter, Ten. (WR)	4	0	4	0	0	24
45t)	M. Lewis, Jac. (TE)	4	0	4	0	0	24
45t)	Luck, Ind. (QB)	4	4	0	0	0	24
45t)	McCluster, K.C. (WR)	4	0	2	2	0	24
45t)	Reece, Oak. (RB)	4	2	2	0	0	24
45t)	Richardson, Cle.-Ind. (RB)	4	3	1	0	0	24
45t)	*Rivera, Oak. (TE)	4	0	4	0	0	24
45t)	Streater, Oak. (WR)	4	0	4	0	0	24
45t)	Tate, Hou. (RB)	4	4	0	0	0	24
45t)	*Thompkins, N.E. (WR)	4	0	4	0	0	24
45t)	Vereen, N.E. (RB)	4	1	3	0	0	24

NFC / LEADING SCORERS, NONKICKERS

Rank	Player, Team	TD	Rush	Rec	Ret	X2	Pts
1)	J. Graham, N.O. (TE)	16	0	16	0	0	96
2)	Lynch, Sea. (RB)	14	12	2	0	0	84
3t)	Bryant, Dal. (WR)	13	0	13	0	0	78
3t)	V. Davis, S.F. (TE)	13	0	13	0	0	78
5)	Marshall, Chi. (WR)	12	0	12	0	2	76
6)	Forte, Chi. (RB)	12	9	3	0	1	74
7)	Johnson, Det. (WR)	12	0	12	0	0	72
8t)	*Lacy, G.B. (RB)	11	11	0	0	0	66
8t)	McCoy, Phi. (RB)	11	9	2	0	0	66
8t)	Peterson, Min. (RB)	11	10	1	0	0	66
11t)	Fitzgerald, Ariz (WR)	10	0	10	0	0	60
11t)	Murray, Dal. (RB)	10	9	1	0	0	60
13t)	Gore, S.F. (RB)	9	9	0	0	0	54
13t)	Jackson, Phi. (WR)	9	0	9	0	0	54
13t)	*Patterson, Min. (WR)	9	3	4	2	0	54
16)	Cooper, Phi. (WR)	8	0	8	0	2	52
17t)	Bell, Det. (RB)	8	8	0	0	1	50
17t)	Gonzalez, Atl. (TE)	8	0	8	0	1	50
17t)	Mendenhall, Ariz (RB)	8	8	0	0	1	50
20t)	Nelson, G.B. (WR)	8	0	8	0	0	48
20t)	*Stacy, St.L (RB)	8	7	1	0	0	48
20t)	Witten, Dal. (TE)	8	0	8	0	0	48
23t)	*Fauria, Det. (TE)	7	0	7	0	1	44
23t)	Jeffery, Chi. (WR)	7	0	7	0	1	44
25t)	Boldin, S.F. (WR)	7	0	7	0	0	42
25t)	Bush, Det. (RB)	7	4	3	0	0	42
25t)	Jackson, Atl. (RB)	7	6	1	0	0	42
25t)	Jackson, T.B. (WR)	7	0	7	0	0	42
25t)	A. Morris, Was. (RB)	7	7	0	0	0	42
25t)	Tolbert, Car. (RB)	7	5	2	0	0	42
31t)	*Austin, St.L (WR)	6	1	4	1	0	36
31t)	Celek, Phi. (TE)	6	0	6	0	0	36
31t)	Newton, Car. (QB)	6	6	0	0	0	36
31t)	Olsen, Car. (TE)	6	0	6	0	0	36
31t)	Rainey, Cle.-T.B. (RB)	6	5	1	0	0	36
31t)	Randle, NY-G (WR)	6	0	6	0	0	36
37)	*Williams, Dal. (WR)	5	0	5	0	1	32
38t)	Baldwin, Sea. (WR)	5	0	5	0	0	30
38t)	M. Bennett, Chi. (TE)	5	0	5	0	0	30
38t)	Colston, N.O. (WR)	5	0	5	0	0	30
38t)	Cook, St.L (TE)	5	0	5	0	0	30
38t)	Floyd, Ariz (WR)	5	0	5	0	0	30
38t)	Garcon, Was. (WR)	5	0	5	0	0	30
38t)	Ginn, Car. (WR)	5	0	5	0	0	30
38t)	LaFell, Car. (WR)	5	0	5	0	0	30
38t)	Miller, Sea. (TE)	5	0	5	0	0	30
38t)	*Stills, N.O. (WR)	5	0	5	0	0	30
38t)	Tate, Sea. (WR)	5	0	5	0	0	30
38t)	Thomas, N.O. (RB)	5	2	3	0	0	30
38t)	*Wright, T.B. (TE)	5	0	5	0	0	30

NFL / LEADING SCORERS, NONKICKERS

Rank	Player, Team	TD	Rush	Rec	Ret	X2	Pts
1)	Charles, K.C. (RB)	19	12	7	0	0	114
2)	J. Graham, N.O. (TE)	16	0	16	0	0	96
3t)	Lynch, Sea. (RB)	14	12	2	0	0	84
3t)	D. Thomas, Den. (WR)	14	0	14	0	0	84
5t)	Bryant, Dal. (WR)	13	0	13	0	0	78
5t)	V. Davis, S.F. (TE)	13	0	13	0	0	78
5t)	Moreno, Den. (RB)	13	10	3	0	0	78
8)	Marshall, Chi. (WR)	12	0	12	0	2	76
9)	Forte, Chi. (RB)	12	9	3	0	1	74
10t)	Johnson, Det. (WR)	12	0	12	0	0	72
10t)	J. Thomas, Den. (TE)	12	0	12	0	0	72
12t)	Decker, Den. (WR)	11	0	11	0	0	66
12t)	Green, Cin. (WR)	11	0	11	0	0	66
12t)	*Lacy, G.B. (RB)	11	11	0	0	0	66
12t)	McCoy, Phi. (RB)	11	9	2	0	0	66
12t)	Peterson, Min. (RB)	11	10	1	0	0	66
17t)	Cotchery, Pit. (WR)	10	0	10	0	0	60
17t)	Fitzgerald, Ariz (WR)	10	0	10	0	0	60
17t)	Jackson, Buf. (RB)	10	9	1	0	0	60
17t)	C. Johnson, Ten. (RB)	10	6	4	0	0	60
17t)	M. Jones, Cin. (WR)	10	0	10	0	0	60
17t)	Murray, Dal. (RB)	10	9	1	0	0	60
17t)	Welker, Den. (WR)	10	0	10	0	0	60
24t)	A. Brown, Pit. (WR)	9	0	8	1	0	54
24t)	Gordon, Cle. (WR)	9	0	9	0	0	54
24t)	Gore, S.F. (RB)	9	9	0	0	0	54
24t)	Jackson, Phi. (WR)	9	0	9	0	0	54
24t)	*Patterson, Min. (WR)	9	3	4	2	0	54
29)	Cooper, Phi. (WR)	8	0	8	0	2	52
30t)	Bell, Det. (RB)	8	8	0	0	1	50
30t)	Gonzalez, Atl. (TE)	8	0	8	0	1	50
30t)	Mendenhall, Ariz (RB)	8	8	0	0	1	50
33t)	*Allen, S.D. (WR)	8	0	8	0	0	48
33t)	*Bell, Pit. (RB)	8	8	0	0	0	48
33t)	*Bernard, Cin. (RB)	8	5	3	0	0	48
33t)	D. Brown, Ind. (RB)	8	6	2	0	0	48
33t)	Nelson, G.B. (WR)	8	0	8	0	0	48
33t)	Royal, S.D. (WR)	8	0	8	0	0	48
33t)	*Stacy, St.L (RB)	8	7	1	0	0	48
33t)	Witten, Dal. (TE)	8	0	8	0	0	48
33t)	Woodhead, S.D. (RB)	8	2	6	0	0	48
42t)	*M. Brown, Bal. (WR)	7	0	7	0	1	44
42t)	*Fauria, Det. (TE)	7	0	7	0	1	44
42t)	Jeffery, Chi. (WR)	7	0	7	0	1	44
45t)	Blount, N.E. (RB)	7	7	0	0	0	42
45t)	Boldin, S.F. (WR)	7	0	7	0	0	42
45t)	Bush, Det. (RB)	7	4	3	0	0	42
45t)	Cameron, Cle. (TE)	7	0	7	0	0	42
45t)	Clay, Mia. (TE)	7	1	6	0	0	42
45t)	Green-Ellis, Cin. (RB)	7	7	0	0	0	42
45t)	Jackson, Atl. (RB)	7	6	1	0	0	42
45t)	Jackson, T.B. (WR)	7	0	7	0	0	42
45t)	Mathews, S.D. (RB)	7	6	1	0	0	42
45t)	A. Morris, Was. (RB)	7	7	0	0	0	42
45t)	Ridley, N.E. (RB)	7	7	0	0	0	42
45t)	Tolbert, Car. (RB)	7	5	2	0	0	42

AFC / LEADING SCORERS, KICKERS

Rank	Player, Team	PAT	FG	Pct	Long	Pts
1)	Gostkowski, N.E.	44/44	38/41	.927	54	158
2)	Prater, Den.	75/75	25/26	.962	64	150
3)	Novak, S.D.	42/42	34/37	.919	50	144
4)	Tucker, Bal.	26/26	38/41	.927	61	140
5)	Vinatieri, Ind.	34/34	35/40	.875	52	139
6)	Carpenter, Buf.	32/32	33/36	.917	55	131
7)	Suisham, Pit.	39/39	30/32	.938	48	129
8)	Folk, NY-J	27/27	33/36	.917	54	126
9)	Succop, K.C.	52/52	22/28	.786	51	118
10)	Bironas, Ten.	41/41	25/29	.862	55	116
11)	*Sturgis, Mia.	33/33	26/34	.765	54	111
12)	Nugent, Cin.	52/53	18/22	.818	54	106
13)	Bullock, Hou.	26/26	26/35	.743	51	104
14)	Janikowski, Oak.	37/37	21/30	.700	53	100
15)	Cundiff, Cle.	32/32	21/26	.808	51	95
16)	Scobee, Jac.	22/23	23/25	.920	55	91
17)	Lanning, Cle.	1/ 1	0/ 0	---	--	1

NFC / LEADING SCORERS, KICKERS

Rank	Player, Team	PAT	FG	Pct	Long	Pts
1)	Hauschka, Sea.	44/44	33/35	.943	53	143
2)	Crosby, G.B.	42/42	33/37	.892	57	141
3)	Dawson, S.F.	44/44	32/36	.889	56	140
4)	Bailey, Dal.	47/47	28/30	.933	53	131
5)	Feely, Ariz	37/37	30/36	.833	52	127
6)	Gould, Chi.	45/46	26/29	.897	58	123
7)	Walsh, Min.	43/44	26/30	.867	54	121
8t)	Gano, Car.	42/42	24/27	.889	55	114
8t)	Henery, Phi.	45/45	23/28	.821	51	114
10)	Zuerlein, St.L	34/34	26/28	.929	54	112
11)	Bryant, Atl.	39/39	24/27	.889	53	111
12)	Hartley, N.O.	41/41	22/30	.733	55	107
13t)	J. Brown, NY-G	31/31	23/26	.885	52	100
13t)	Lindell, T.B.	31/31	23/29	.793	54	100
15)	Akers, Det.	42/43	19/24	.792	53	99
16)	Forbath, Was.	26/26	18/22	.818	50	80
17)	Potter, Was.	7/ 7	3/ 4	.750	43	16
18)	S. Graham, Pit.-N.O.	7/ 7	2/ 2	1.000	40	13

NFL / LEADING SCORERS, KICKERS

Rank	Player, Team	PAT	FG	Pct	Long	Pts
1)	Gostkowski, N.E.	44/44	38/41	.927	54	158
2)	Prater, Den.	75/75	25/26	.962	64	150
3)	Novak, S.D.	42/42	34/37	.919	50	144
4)	Hauschka, Sea.	44/44	33/35	.943	53	143
5)	Crosby, G.B.	42/42	33/37	.892	57	141
6t)	Dawson, S.F.	44/44	32/36	.889	56	140
6t)	Tucker, Bal.	26/26	38/41	.927	61	140
8)	Vinatieri, Ind.	34/34	35/40	.875	52	139
9t)	Bailey, Dal.	47/47	28/30	.933	53	131
9t)	Carpenter, Buf.	32/32	33/36	.917	55	131
11)	Suisham, Pit.	39/39	30/32	.938	48	129
12)	Feely, Ariz	37/37	30/36	.833	52	127
13)	Folk, NY-J	27/27	33/36	.917	54	126
14)	Gould, Chi.	45/46	26/29	.897	58	123
15)	Walsh, Min.	43/44	26/30	.867	54	121
16)	Succop, K.C.	52/52	22/28	.786	51	118
17)	Bironas, Ten.	41/41	25/29	.862	55	116
18t)	Gano, Car.	42/42	24/27	.889	55	114
18t)	Henery, Phi.	45/45	23/28	.821	51	114
20)	Zuerlein, St.L	34/34	26/28	.929	54	112
21t)	Bryant, Atl.	39/39	24/27	.889	53	111
21t)	*Sturgis, Mia.	33/33	26/34	.765	54	111
23)	Hartley, N.O.	41/41	22/30	.733	55	107
24)	Nugent, Cin.	52/53	18/22	.818	54	106
25)	Bullock, Hou.	26/26	26/35	.743	51	104
26t)	J. Brown, NY-G	31/31	23/26	.885	52	100
26t)	Janikowski, Oak.	37/37	21/30	.700	53	100
26t)	Lindell, T.B.	31/31	23/29	.793	54	100
29)	Akers, Det.	42/43	19/24	.792	53	99
30)	Cundiff, Cle.	32/32	21/26	.808	51	95
31)	Scobee, Jac.	22/23	23/25	.920	55	91
32)	Forbath, Was.	26/26	18/22	.818	50	80
33)	Potter, Was.	7/ 7	3/ 4	.750	43	16
34)	S. Graham, Pit.-N.O.	7/ 7	2/ 2	1.000	40	13
35)	Lanning, Cle.	1/ 1	0/ 0	---	--	1

AFC / TOUCHBACKS ON KICKOFFS

Rank	Player, Team	TB
1)	Prater, Den.	81
2)	Gostkowski, N.E.	65
3)	Succop, K.C.	47
4t)	Cundiff, Cle.	42
4t)	Tucker, Bal.	42
6)	McAfee, Ind.	41
7t)	Janikowski, Oak.	38
7t)	*Sturgis, Mia.	38
9)	Scobee, Jac.	36
10)	Carpenter, Buf.	34
11t)	Bironas, Ten.	32
11t)	Nugent, Cin.	32
13)	Folk, NY-J	30
14)	Bullock, Hou.	29
15)	Suisham, Pit.	24
16)	Novak, S.D.	18

NFC / TOUCHBACKS ON KICKOFFS

Rank	Player, Team	TB
1)	Gano, Car.	63
2t)	Bailey, Dal.	52
2t)	Morstead, N.O.	52
2t)	Zuerlein, St.L	52
5)	Bosher, Atl.	50
6)	Hauschka, Sea.	48
7)	Walsh, Min.	43
8)	Koenen, T.B.	41
9t)	Dawson, S.F.	38
9t)	Gould, Chi.	38
9t)	*Martin, Det.	38
12)	Henery, Phi.	37
13)	J. Brown, NY-G	34
14)	Feely, Ariz	33
15)	Masthay, G.B.	17
16)	Forbath, Was.	14
17)	Crosby, G.B.	13
18)	Potter, Was.	8
19)	Akers, Det.	7
20t)	*Locke, Min.	1
20t)	Weatherford, NY-G	1

NFL / TOUCHBACKS ON KICKOFFS

Rank	Player, Team	TB
1)	Prater, Den.	81
2)	Gostkowski, N.E.	65
3)	Gano, Car.	63
4t)	Bailey, Dal.	52
4t)	Morstead, N.O.	52
4t)	Zuerlein, St.L	52
7)	Bosher, Atl.	50
8)	Hauschka, Sea.	48
9)	Succop, K.C.	47
10)	Walsh, Min.	43
11t)	Cundiff, Cle.	42
11t)	Tucker, Bal.	42
13t)	Koenen, T.B.	41
13t)	McAfee, Ind.	41
15t)	Dawson, S.F.	38
15t)	Gould, Chi.	38
15t)	Janikowski, Oak.	38
15t)	*Martin, Det.	38
15t)	*Sturgis, Mia.	38
20)	Henery, Phi.	37
21)	Scobee, Jac.	36
22t)	J. Brown, NY-G	34
22t)	Carpenter, Buf.	34
24)	Feely, Ariz	33
25t)	Bironas, Ten.	32
25t)	Nugent, Cin.	32
27)	Folk, NY-J	30
28)	Bullock, Hou.	29
29)	Suisham, Pit.	24
30)	Novak, S.D.	18
31)	Masthay, G.B.	17
32)	Forbath, Was.	14
33)	Crosby, G.B.	13
34)	Potter, Was.	8
35)	Akers, Det.	7
36t)	*Locke, Min.	1
36t)	Weatherford, NY-G	1

AFC / MOST YARDS FROM SCRIMMAGE

Rank	Player, Team	Yards	Total			Rushing			Receiving		
			Att+Rec	Avg	Yards	Att	Avg	Yards	Rec	Avg	
1)	Charles, K.C. (RB)	1980	329	6.0	1287	259	5.0	693	70	9.9	
2)	Gordon, Cle. (WR)	1734	92	18.8	88	5	17.6	1646	87	18.9	
3)	Moreno, Den. (RB)	1586	301	5.3	1038	241	4.3	548	60	9.1	
4)	A. Brown, Pit. (WR)	1503	117	12.8	4	7	0.6	1499	110	13.6	
5)	Mathews, S.D. (RB)	1444	311	4.6	1255	285	4.4	189	26	7.3	
6)	D. Thomas, Den. (WR)	1430	92	15.5	0	0	---	1430	92	15.5	
7)	Green, Cin. (WR)	1426	98	14.6	0	0	---	1426	98	14.6	
8)	C. Johnson, Ten. (RB)	1422	321	4.4	1077	279	3.9	345	42	8.2	
9)	A. Johnson, Hou. (WR)	1407	109	12.9	0	0	---	1407	109	12.9	
10)	Decker, Den. (WR)	1288	87	14.8	0	0	---	1288	87	14.8	
11)	Jackson, Buf. (RB)	1283	254	5.1	896	207	4.3	387	47	8.2	
12)	*Bell, Pit. (RB)	1259	289	4.4	860	244	3.5	399	45	8.9	
13)	*Bernard, Cin. (RB)	1209	226	5.3	695	170	4.1	514	56	9.2	
14)	T. Smith, Bal. (WR)	1128	65	17.4	0	0	---	1128	65	17.4	
15)	Jones-Drew, Jac. (RB)	1117	277	4.0	803	234	3.4	314	43	7.3	
16)	Spiller, Buf. (RB)	1112	234	4.8	927	201	4.6	185	33	5.6	
17)	Hilton, Ind. (WR)	1089	84	13.0	6	2	3.0	1083	82	13.2	
18)	Wright, Ten. (WR)	1079	94	11.5	0	0	---	1079	94	11.5	
19)	Edelman, N.E. (WR)	1067	107	10.0	11	2	5.5	1056	105	10.1	
20)	*Allen, S.D. (WR)	1046	71	14.7	0	0	---	1046	71	14.7	
21)	Woodhead, S.D. (RB)	1034	182	5.7	429	106	4.0	605	76	8.0	
22)	Jennings, Oak. (RB)	1025	199	5.2	733	163	4.5	292	36	8.1	
23)	Hartline, Mia. (WR)	1016	76	13.4	0	0	---	1016	76	13.4	
24)	Rice, Bal. (RB)	981	272	3.6	660	214	3.1	321	58	5.5	
25)	Powell, NY-J (RB)	969	212	4.6	697	176	4.0	272	36	7.6	
26)	Wallace, Mia. (WR)	963	76	12.7	33	3	11.0	930	73	12.7	
27)	N. Washington, Ten. (WR)	919	58	15.8	0	0	---	919	58	15.8	
28)	Cameron, Cle. (TE)	917	80	11.5	0	0	---	917	80	11.5	
29)	Tate, Hou. (RB)	911	215	4.2	771	181	4.3	140	34	4.1	
30)	Streater, Oak. (WR)	905	62	14.6	17	2	8.5	888	60	14.8	
31t)	L. Miller, Mia. (RB)	879	203	4.3	709	177	4.0	170	26	6.5	
31t)	Richardson, Cle.-Ind. (RB)	879	223	3.9	563	188	3.0	316	35	9.0	
33)	Gates, S.D. (TE)	872	77	11.3	0	0	---	872	77	11.3	
34)	Ivory, NY-J (RB)	843	184	4.6	833	182	4.6	10	2	5.0	
35)	Ridley, N.E. (RB)	835	188	4.4	773	178	4.3	62	10	6.2	
36)	Blount, N.E. (RB)	810	155	5.2	772	153	5.0	38	2	19.0	
37)	*Hopkins, Hou. (WR)	802	52	15.4	0	0	---	802	52	15.4	
38)	J. Thomas, Den. (TE)	788	65	12.1	0	0	---	788	65	12.1	
39t)	Green-Ellis, Cin. (RB)	778	224	3.5	756	220	3.4	22	4	5.5	
39t)	Welker, Den. (WR)	778	73	10.7	0	0	---	778	73	10.7	
41t)	M. Jones, Cin. (WR)	777	59	13.2	65	8	8.1	712	51	14.0	
41t)	Shorts, Jac. (WR)	777	66	11.8	0	0	---	777	66	11.8	
43)	Clay, Mia. (TE)	774	76	10.2	15	7	2.1	759	69	11.0	
44)	Sanders, Pit. (WR)	765	68	11.3	25	1	25.0	740	67	11.0	
45)	D. Brown, Ind. (RB)	751	129	5.8	537	102	5.3	214	27	7.9	
46)	Foster, Hou. (RB)	725	143	5.1	542	121	4.5	183	22	8.3	
47)	*Ball, Den. (RB)	704	140	5.0	559	120	4.7	145	20	7.3	
48)	D. Moore, Oak. (WR)	695	46	15.1	0	0	---	695	46	15.1	
49)	Bowe, K.C. (WR)	673	57	11.8	0	0	---	673	57	11.8	
50)	Chandler, Buf. (TE)	655	53	12.4	0	0	---	655	53	12.4	

NFC / MOST YARDS FROM SCRIMMAGE

Rank	Player, Team	Yards	Total			Rushing			Receiving		
			Att+Rec	Avg	Yards	Att	Avg	Yards	Rec	Avg	
1)	McCoy, Phi. (RB)	2146	366	5.9	1607	314	5.1	539	52	10.4	
2)	Forte, Chi. (RB)	1933	363	5.3	1339	289	4.6	594	74	8.0	
3)	Lynch, Sea. (RB)	1573	337	4.7	1257	301	4.2	316	36	8.8	
4)	Jeffery, Chi. (WR)	1526	105	14.5	105	16	6.6	1421	89	16.0	
5)	Bush, Det. (RB)	1512	277	5.5	1006	223	4.5	506	54	9.4	
6)	Johnson, Det. (WR)	1492	84	17.8	0	0	---	1492	84	17.8	
7)	Murray, Dal. (RB)	1474	270	5.5	1124	217	5.2	350	53	6.6	
8)	Peterson, Min. (RB)	1437	308	4.7	1266	279	4.5	171	29	5.9	
9)	*Lacy, G.B. (RB)	1435	319	4.5	1178	284	4.1	257	35	7.3	
10)	Garcon, Was. (WR)	1365	115	11.9	19	2	9.5	1346	113	11.9	
11)	A. Morris, Was. (RB)	1353	285	4.7	1275	276	4.6	78	9	8.7	
12)	Jackson, Phi. (WR)	1334	85	15.7	2	3	0.7	1332	82	16.2	
13)	Nelson, G.B. (WR)	1314	85	15.5	0	0	---	1314	85	15.5	
14)	Marshall, Chi. (WR)	1295	100	13.0	0	0	---	1295	100	13.0	
15)	Gore, S.F. (RB)	1269	292	4.3	1128	276	4.1	141	16	8.8	
16)	Bryant, Dal. (WR)	1234	94	13.1	1	1	1.0	1233	93	13.3	
17)	Jackson, T.B. (WR)	1224	79	15.5	0	1	0.0	1224	78	15.7	
18)	J. Graham, N.O. (TE)	1215	86	14.1	0	0	---	1215	86	14.1	
19)	Bell, Det. (RB)	1197	219	5.5	650	166	3.9	547	53	10.3	
20)	Boldin, S.F. (WR)	1190	87	13.7	11	2	5.5	1179	85	13.9	
21)	D. Williams, Car. (RB)	1176	227	5.2	843	201	4.2	333	26	12.8	
22)	*Stacy, St.L (RB)	1114	276	4.0	973	250	3.9	141	26	5.4	
23)	Douglas, Atl. (WR)	1067	85	12.6	0	0	---	1067	85	12.6	
24)	Thomas, N.O. (RB)	1062	224	4.7	549	147	3.7	513	77	6.7	
25)	Floyd, Ariz (WR)	1041	65	16.0	0	0	---	1041	65	16.0	
26)	*Ellington, Ariz (RB)	1023	157	6.5	652	118	5.5	371	39	9.5	
27)	Cruz, NY-G (WR)	998	73	13.7	0	0	---	998	73	13.7	
28)	Fitzgerald, Ariz (WR)	962	84	11.5	8	2	4.0	954	82	11.6	
29)	Colston, N.O. (WR)	943	75	12.6	0	0	---	943	75	12.6	
30)	Tate, Sea. (WR)	929	67	13.9	31	3	10.3	898	64	14.0	
31)	Nicks, NY-G (WR)	896	56	16.0	0	0	---	896	56	16.0	
32)	Gonzalez, Atl. (TE)	859	83	10.3	0	0	---	859	83	10.3	
33)	Cooper, Phi. (WR)	853	47	18.1	18	0	---	835	47	17.8	
34)	Witten, Dal. (TE)	851	73	11.7	0	0	---	851	73	11.7	
35)	V. Davis, S.F. (TE)	850	52	16.3	0	0	---	850	52	16.3	
36)	Sproles, N.O. (RB)	824	124	6.6	220	53	4.2	604	71	8.5	
37)	Mendenhall, Ariz (RB)	821	235	3.5	687	217	3.2	134	18	7.4	
38)	J. Jones, G.B. (WR)	817	59	13.8	0	0	---	817	59	13.8	
39)	Olsen, Car. (TE)	816	73	11.2	0	0	---	816	73	11.2	
40)	Jennings, Min. (WR)	804	68	11.8	0	0	---	804	68	11.8	
41)	Baldwin, Sea. (WR)	784	52	15.1	6	2	3.0	778	50	15.6	
42)	M. Bennett, Chi. (TE)	759	65	11.7	0	0	---	759	65	11.7	
43)	S. Smith, Car. (WR)	745	64	11.6	0	0	---	745	64	11.6	
44)	*Williams, Dal. (WR)	740	47	15.7	4	3	1.3	736	44	16.7	
45)	Jackson, Atl. (RB)	734	190	3.9	543	157	3.5	191	33	5.8	
46)	Simpson, Min. (WR)	726	48	15.1	0	0	---	726	48	15.1	
47)	White, Atl. (WR)	711	63	11.3	0	0	---	711	63	11.3	
48)	Boykin, G.B. (WR)	681	49	13.9	0	0	---	681	49	13.9	
49)	Jac. Rodgers, Atl. (RB)	673	148	4.5	332	96	3.5	341	52	6.6	
50)	Cook, St.L (TE)	671	51	13.2	0	0	---	671	51	13.2	

NFL / MOST YARDS FROM SCRIMMAGE

Rank	Player, Team	Total			Rushing			Receiving		
		Yards	Att+Rec	Avg	Yards	Att	Avg	Yards	Rec	Avg
1)	McCoy, Phi. (RB)	2146	366	5.9	1607	314	5.1	539	52	10.4
2)	Charles, K.C. (RB)	1980	329	6.0	1287	259	5.0	693	70	9.9
3)	Forte, Chi. (RB)	1933	363	5.3	1339	289	4.6	594	74	8.0
4)	Gordon, Cle. (WR)	1734	92	18.8	88	5	17.6	1646	87	18.9
5)	Moreno, Den. (RB)	1586	301	5.3	1038	241	4.3	548	60	9.1
6)	Lynch, Sea. (RB)	1573	337	4.7	1257	301	4.2	316	36	8.8
7)	Jeffery, Chi. (WR)	1526	105	14.5	105	16	6.6	1421	89	16.0
8)	Bush, Det. (RB)	1512	277	5.5	1006	223	4.5	506	54	9.4
9)	A. Brown, Pit. (WR)	1503	117	12.8	4	7	0.6	1499	110	13.6
10)	Johnson, Det. (WR)	1492	84	17.8	0	0	---	1492	84	17.8
11)	Murray, Dal. (RB)	1474	270	5.5	1124	217	5.2	350	53	6.6
12)	Mathews, S.D. (RB)	1444	311	4.6	1255	285	4.4	189	26	7.3
13)	Peterson, Min. (RB)	1437	308	4.7	1266	279	4.5	171	29	5.9
14)	*Lacy, G.B. (RB)	1435	319	4.5	1178	284	4.1	257	35	7.3
15)	D. Thomas, Den. (WR)	1430	92	15.5	0	0	---	1430	92	15.5
16)	Green, Cin. (WR)	1426	98	14.6	0	0	---	1426	98	14.6
17)	C. Johnson, Ten. (RB)	1422	321	4.4	1077	279	3.9	345	42	8.2
18)	A. Johnson, Hou. (WR)	1407	109	12.9	0	0	---	1407	109	12.9
19)	Garcon, Was. (WR)	1365	115	11.9	19	2	9.5	1346	113	11.9
20)	A. Morris, Was. (RB)	1353	285	4.7	1275	276	4.6	78	9	8.7
21)	Jackson, Phi. (WR)	1334	85	15.7	2	3	0.7	1332	82	16.2
22)	Nelson, G.B. (WR)	1314	85	15.5	0	0	---	1314	85	15.5
23)	Marshall, Chi. (WR)	1295	100	13.0	0	0	---	1295	100	13.0
24)	Decker, Den. (WR)	1288	87	14.8	0	0	---	1288	87	14.8
25)	Jackson, Buf. (RB)	1283	254	5.1	896	207	4.3	387	47	8.2
26)	Gore, S.F. (RB)	1269	292	4.3	1128	276	4.1	141	16	8.8
27)	*Bell, Pit. (RB)	1259	289	4.4	860	244	3.5	399	45	8.9
28)	Bryant, Dal. (WR)	1234	94	13.1	1	1	1.0	1233	93	13.3
29)	Jackson, T.B. (WR)	1224	79	15.5	0	1	0.0	1224	78	15.7
30)	J. Graham, N.O. (TE)	1215	86	14.1	0	0	---	1215	86	14.1
31)	*Bernard, Cin. (RB)	1209	226	5.3	695	170	4.1	514	56	9.2
32)	Bell, Det. (RB)	1197	219	5.5	650	166	3.9	547	53	10.3
33)	Boldin, S.F. (WR)	1190	87	13.7	11	2	5.5	1179	85	13.9
34)	D. Williams, Car. (RB)	1176	227	5.2	843	201	4.2	333	26	12.8
35)	T. Smith, Bal. (WR)	1128	65	17.4	0	0	---	1128	65	17.4
36)	Jones-Drew, Jac. (RB)	1117	277	4.0	803	234	3.4	314	43	7.3
37)	*Stacy, St.L (RB)	1114	276	4.0	973	250	3.9	141	26	5.4
38)	Spiller, Buf. (RB)	1112	234	4.8	927	201	4.6	185	33	5.6
39)	Hilton, Ind. (WR)	1089	84	13.0	6	2	3.0	1083	82	13.2
40)	Wright, Ten. (WR)	1079	94	11.5	0	0	---	1079	94	11.5
41t)	Douglas, Atl. (WR)	1067	85	12.6	0	0	---	1067	85	12.6
41t)	Edelman, N.E. (WR)	1067	107	10.0	11	2	5.5	1056	105	10.1
43)	Thomas, N.O. (RB)	1062	224	4.7	549	147	3.7	513	77	6.7
44)	*Allen, S.D. (WR)	1046	71	14.7	0	0	---	1046	71	14.7
45)	Floyd, Ariz (WR)	1041	65	16.0	0	0	---	1041	65	16.0
46)	Woodhead, S.D. (RB)	1034	182	5.7	429	106	4.0	605	76	8.0
47)	Jennings, Oak. (RB)	1025	199	5.2	733	163	4.5	292	36	8.1
48)	*Ellington, Ariz (RB)	1023	157	6.5	652	118	5.5	371	39	9.5
49)	Hartline, Mia. (WR)	1016	76	13.4	0	0	---	1016	76	13.4
50)	Cruz, NY-G (WR)	998	73	13.7	0	0	---	998	73	13.7

AFC / LEADERS IN FIRST DOWNS

Rank	Player, Team	Rush	Rec	Tot
1)	Charles, K.C. (RB)	72	32	104
2)	Moreno, Den. (RB)	53	29	82
3)	A. Brown, Pit. (WR)	2	69	71
4)	Jackson, BuF. (RB)	54	16	70
5)	A. Johnson, Hou. (WR)	0	69	69
6)	Gordon, Cle. (WR)	4	64	68
7)	D. Thomas, Den. (WR)	0	66	66
8)	Green, Cin. (WR)	0	65	65
9)	C. Johnson, Ten. (RB)	54	10	64
10t)	Decker, Den. (WR)	0	63	63
10t)	Mathews, S.D. (RB)	54	9	63
12)	*Bell, Pit. (RB)	48	13	61
13t)	Edelman, N.E. (WR)	2	54	56
13t)	Jones-Drew, Jac. (RB)	43	13	56
13t)	Woodhead, S.D. (RB)	26	30	56
16)	*Allen, S.D. (WR)	0	54	54
17t)	*Bernard, Cin. (RB)	32	21	53
17t)	Hartline, Mia. (WR)	0	53	53
19)	Wright, Ten. (WR)	0	52	52
20t)	Gates, S.D. (TE)	0	49	49
20t)	Green-Ellis, Cin. (RB)	48	1	49
20t)	Welker, Den. (WR)	0	49	49
23t)	Powell, NY-J (RB)	35	13	48
23t)	T. Smith, Bal. (WR)	0	48	48
23t)	Wallace, Mia. (WR)	2	46	48
26)	Cameron, Cle. (TE)	0	47	47
27t)	Hilton, Ind. (WR)	0	46	46
27t)	Jennings, Oak. (RB)	34	12	46
29)	*Ball, Den. (RB)	35	10	45
30t)	Richardson, Cle.-Ind. (RB)	28	15	43
30t)	N. Washington, Ten. (WR)	0	43	43
32t)	Rice, Bal. (RB)	28	13	41
32t)	Ridley, N.E. (RB)	39	2	41
32t)	Shorts, Jac. (WR)	0	41	41
32t)	J. Thomas, Den. (TE)	0	41	41
36t)	Bowe, K.C. (WR)	0	39	39
36t)	M. Jones, Cin. (WR)	3	36	39
36t)	Streater, Oak. (WR)	0	39	39
39t)	Clay, Mia. (TE)	2	36	38
39t)	*Hopkins, Hou. (WR)	0	38	38
39t)	Sanders, Pit. (WR)	1	37	38
42t)	Amendola, N.E. (WR)	0	37	37
42t)	Foster, Hou. (RB)	31	6	37
44t)	Blount, N.E. (RB)	35	1	36
44t)	Cotchery, Pit. (WR)	0	36	36
44t)	D. Moore, Oak. (WR)	0	36	36
47t)	Ivory, NY-J (RB)	34	1	35
47t)	Vereen, N.E. (RB)	10	25	35
49t)	Johnson, BuF. (WR)	1	33	34
49t)	Royal, S.D. (WR)	1	33	34
49t)	Tate, Hou. (RB)	33	1	34

NFC / LEADERS IN FIRST DOWNS

Rank	Player, Team	Rush	Rec	Tot
1)	McCoy, Phi. (RB)	79	23	102
2)	Forte, Chi. (RB)	74	23	97
3)	Lynch, Sea. (RB)	68	12	80
4)	Murray, Dal. (RB)	59	18	77
5)	*Lacy, G.B. (RB)	61	12	73
6t)	Marshall, Chi. (WR)	0	70	70
6t)	Peterson, Min. (RB)	59	11	70
8)	Johnson, Det. (WR)	0	69	69
9t)	Bush, Det. (RB)	46	22	68
9t)	Jeffery, Chi. (WR)	6	62	68
11)	Bryant, Dal. (WR)	0	67	67
12)	Bell, Det. (RB)	43	22	65
13)	Boldin, S.F. (WR)	1	62	63
14t)	Garcon, Was. (WR)	1	60	61
14t)	J. Graham, N.O. (TE)	0	61	61
16t)	Gore, S.F. (RB)	55	5	60
16t)	Jackson, Phi. (WR)	0	60	60
16t)	Jackson, T.B. (WR)	0	60	60
16t)	Nelson, G.B. (WR)	0	60	60
20)	A. Morris, Was. (RB)	57	2	59
21)	Gonzalez, Atl. (TE)	0	56	56
22t)	Colston, N.O. (WR)	0	54	54
22t)	*Stacy, St.L (RB)	47	7	54
24)	Thomas, N.O. (RB)	31	21	52
25)	Fitzgerald, Ariz (WR)	0	49	49
26t)	*Ellington, Ariz (RB)	27	21	48
26t)	Floyd, Ariz (WR)	0	48	48
26t)	Mendenhall, Ariz (RB)	43	5	48
29)	Douglas, Atl. (WR)	0	47	47
30t)	Cruz, NY-G (WR)	0	45	45
30t)	Newton, Car. (QB)	45	0	45
30t)	D. Williams, Car. (RB)	35	10	45
33t)	Olsen, Car. (TE)	0	44	44
33t)	S. Smith, Car. (WR)	0	44	44
33t)	Witten, Dal. (TE)	0	44	44
36)	Tate, Sea. (WR)	1	41	42
37)	Tolbert, Car. (RB)	31	10	41
38)	M. Bennett, Chi. (TE)	0	40	40
39)	Nicks, NY-G (WR)	0	38	38
40)	White, Atl. (WR)	0	37	37
41t)	Baldwin, Sea. (WR)	0	36	36
41t)	Jackson, Atl. (RB)	26	10	36
41t)	Jennings, Min. (WR)	0	36	36
44t)	V. Davis, S.F. (TE)	0	35	35
44t)	Simpson, Min. (WR)	0	35	35
44t)	Sproles, N.O. (RB)	11	24	35
47t)	Boykin, G.B. (WR)	0	34	34
47t)	A. Brown, NY-G (RB)	31	3	34
47t)	Cook, St.L (TE)	0	34	34
47t)	Cooper, Phi. (WR)	1	33	34

NFL / LEADERS IN FIRST DOWNS

Rank	Player, Team	Rush	Rec	Tot
1)	Charles, K.C. (RB)	72	32	104
2)	McCoy, Phi. (RB)	79	23	102
3)	Forte, Chi. (RB)	74	23	97
4)	Moreno, Den. (RB)	53	29	82
5)	Lynch, Sea. (RB)	68	12	80
6)	Murray, Dal. (RB)	59	18	77
7)	*Lacy, G.B. (RB)	61	12	73
8)	A. Brown, Pit. (WR)	2	69	71
9t)	Jackson, Buf. (RB)	54	16	70
9t)	Marshall, Chi. (WR)	0	70	70
9t)	Peterson, Min. (RB)	59	11	70
12t)	A. Johnson, Hou. (WR)	0	69	69
12t)	Johnson, Det. (WR)	0	69	69
14t)	Bush, Det. (RB)	46	22	68
14t)	Gordon, Cle. (WR)	4	64	68
14t)	Jeffery, Chi. (WR)	6	62	68
17)	Bryant, Dal. (WR)	0	67	67
18)	D. Thomas, Den. (WR)	0	66	66
19t)	Bell, Det. (RB)	43	22	65
19t)	Green, Cin. (WR)	0	65	65
21)	C. Johnson, Ten. (RB)	54	10	64
22t)	Boldin, S.F. (WR)	1	62	63
22t)	Decker, Den. (WR)	0	63	63
22t)	Mathews, S.D. (RB)	54	9	63
25t)	*Bell, Pit. (RB)	48	13	61
25t)	Garcon, Was. (WR)	1	60	61
25t)	J. Graham, N.O. (TE)	0	61	61
28t)	Gore, S.F. (RB)	55	5	60
28t)	Jackson, Phi. (WR)	0	60	60
28t)	Jackson, T.B. (WR)	0	60	60
28t)	Nelson, G.B. (WR)	0	60	60
32)	A. Morris, Was. (RB)	57	2	59
33t)	Edelman, N.E. (WR)	2	54	56
33t)	Gonzalez, Atl. (TE)	0	56	56
33t)	Jones-Drew, Jac. (RB)	43	13	56
33t)	Woodhead, S.D. (RB)	26	30	56
37t)	*Allen, S.D. (WR)	0	54	54
37t)	Colston, N.O. (WR)	0	54	54
37t)	*Stacy, St.L (RB)	47	7	54
40t)	*Bernard, Cin. (RB)	32	21	53
40t)	Hartline, Mia. (WR)	0	53	53
42t)	Thomas, N.O. (RB)	31	21	52
42t)	Wright, Ten. (WR)	0	52	52
44t)	Fitzgerald, Ariz (WR)	0	49	49
44t)	Gates, S.D. (TE)	0	49	49
44t)	Green-Ellis, Cin. (RB)	48	1	49
44t)	Welker, Den. (WR)	0	49	49
48t)	*Ellington, Ariz (RB)	27	21	48
48t)	Floyd, Ariz (WR)	0	48	48
48t)	Mendenhall, Ariz (RB)	43	5	48
48t)	Powell, NY-J (RB)	35	13	48
48t)	T. Smith, Bal. (WR)	0	48	48
48t)	Wallace, Mia. (WR)	2	46	48

AFC / LEADING PUNTERS

Rank	Player, Team	No	Yards	Lg	Avg	TB	Blk	Dwn	OB	Opp Ret	In Yds	Net 20	Avg
1)	King, Oak.	84	4107	66	48.9	11	2	11	9	42	438	23	40.1
2)	Fields, Mia.	85	4150	74	48.8	7	0	8	15	42	407	33	42.4
3)	Lechler, Hou.	88	4189	65	47.6	7	0	13	2	43	530	34	40.0
4)	McAfee, Ind.	76	3499	65	46.0	7	1	15	8	29	396	27	38.5
5)	Colquitt, K.C.	87	4005	65	46.0	11	1	15	4	38	246	35	40.2
6)	Koch, Bal.	90	4138	69	46.0	9	1	9	12	46	419	27	38.9
7)	*Allen, N.E.	76	3491	65	45.9	12	0	15	7	29	221	29	39.9
8)	Anger, Jac.	95	4338	61	45.7	8	0	12	6	47	330	31	40.5
9)	Quigley, NY-J	72	3278	67	45.5	3	1	6	10	34	381	21	38.9
10)	Huber, Cin.	66	2982	75	45.2	4	0	5	12	25	229	24	40.5
11)	Powell, Buf.-Cin.	42	1881	66	44.8	5	0	3	6	21	305	13	35.1
12)	Colquitt, Den.	65	2893	60	44.5	3	1	8	1	28	274	23	38.8
13)	Lanning, Cle.	84	3679	59	43.8	5	1	10	6	38	357	28	37.9
14)	Kern, Ten.	78	3386	63	43.4	2	1	9	7	35	210	32	39.7
15)	Scifres, S.D.	56	2417	61	43.2	1	0	11	6	19	158	30	40.0
16)	McBriar, Pit.	40	1652	70	41.3	3	1	4	5	18	157	13	35.0
17)	Moorman, Buf.	61	2511	62	41.2	4	0	4	10	26	197	16	36.6

NFC / LEADING PUNTERS

Rank	Player, Team	No	Yards	Lg	Avg	TB	Blk	Dwn	OB	Opp Ret	In Yds	Net 20	Avg
1)	Lee, S.F.	79	3804	62	48.2	9	0	8	3	38	330	27	41.7
2)	Nortman, Car.	70	3344	72	47.8	5	0	10	6	36	335	25	41.6
3)	*Martin, Det.	72	3399	72	47.2	10	1	7	5	32	250	22	40.4
4)	Weatherford, NY-G	91	4271	68	46.9	7	0	7	12	48	655	25	38.2
5)	Morstead, N.O.	61	2859	61	46.9	5	0	7	13	24	180	25	42.3
6)	Bosher, Atl.	68	3166	63	46.6	2	2	9	1	33	251	26	41.1
7)	Hekker, St.L	78	3609	64	46.3	4	0	10	11	30	79	19	44.2
8)	Zastudil, Ariz	78	3566	60	45.7	6	0	13	3	36	321	35	40.1
9)	C. Jones, Dal.	77	3467	62	45.0	6	0	5	2	37	339	30	39.1
10)	Jones, Phi.	82	3681	70	44.9	5	1	18	9	28	223	33	40.5
11)	Masthay, G.B.	64	2854	62	44.6	5	0	11	9	20	261	22	39.0
12)	*Locke, Min.	75	3316	65	44.2	3	0	14	2	36	318	23	39.2
13)	Koenen, T.B.	87	3846	62	44.2	6	0	12	14	35	393	19	38.3
14)	Ryan, Sea.	74	3159	69	42.7	5	2	16	2	21	82	28	39.2
15)	Rocca, Was.	84	3526	63	42.0	0	1	9	18	39	655	26	33.8
16)	Podlesh, Chi.	68	2763	65	40.6	2	1	15	11	15	111	27	37.9

NFL / LEADING PUNTERS

Rank	Player, Team	No	Yards	Lg	Avg	TB	Blk	Dwn	OB	Opp Ret	In Yds	Net 20	Avg
1)	King, Oak.	84	4107	66	48.9	11	2	11	9	42	438	23	40.1
2)	Fields, Mia.	85	4150	74	48.8	7	0	8	15	42	407	33	42.4
3)	Lee, S.F.	79	3804	62	48.2	9	0	8	3	38	330	27	41.7
4)	Nortman, Car.	70	3344	72	47.8	5	0	10	6	36	335	25	41.6
5)	Lechler, Hou.	88	4189	65	47.6	7	0	13	2	43	530	34	40.0
6)	*Martin, Det.	72	3399	72	47.2	10	1	7	5	32	250	22	40.4
7)	Weatherford, NY-G	91	4271	68	46.9	7	0	7	12	48	655	25	38.2
8)	Morstead, N.O.	61	2859	61	46.9	5	0	7	13	24	180	25	42.3
9)	Bosher, Atl.	68	3166	63	46.6	2	2	9	1	33	251	26	41.1
10)	Hekker, St.L	78	3609	64	46.3	4	0	10	11	30	79	19	44.2
11)	McAfee, Ind.	76	3499	65	46.0	7	1	15	8	29	396	27	38.5
12)	Colquitt, K.C.	87	4005	65	46.0	11	1	15	4	38	246	35	40.2
13)	Koch, Bal.	90	4138	69	46.0	9	1	9	12	46	419	27	38.9
14)	*Allen, N.E.	76	3491	65	45.9	12	0	15	7	29	221	29	39.9
15)	Zastudil, Ariz	78	3566	60	45.7	6	0	13	3	36	321	35	40.1
16)	Anger, Jac.	95	4338	61	45.7	8	0	12	6	47	330	31	40.5
17)	Quigley, NY-J	72	3278	67	45.5	3	1	6	10	34	381	21	38.9
18)	Huber, Cin.	66	2982	75	45.2	4	0	5	12	25	229	24	40.5
19)	C. Jones, Dal.	77	3467	62	45.0	6	0	5	2	37	339	30	39.1
20)	Jones, Phi.	82	3681	70	44.9	5	1	18	9	28	223	33	40.5
21)	Powell, Buf.-Cin.	42	1881	66	44.8	5	0	3	6	21	305	13	35.1
22)	Masthay, G.B.	64	2854	62	44.6	5	0	11	9	20	261	22	39.0
23)	Colquitt, Den.	65	2893	60	44.5	3	1	8	1	28	274	23	38.8
24)	*Locke, Min.	75	3316	65	44.2	3	0	14	2	36	318	23	39.2
25)	Koenen, T.B.	87	3846	62	44.2	6	0	12	14	35	393	19	38.3
26)	Lanning, Cle.	84	3679	59	43.8	5	1	10	6	38	357	28	37.9
27)	Kern, Ten.	78	3386	63	43.4	2	1	9	7	35	210	32	39.7
28)	Scifres, S.D.	56	2417	61	43.2	1	0	11	6	19	158	30	40.0
29)	Ryan, Sea.	74	3159	69	42.7	5	2	16	2	21	82	28	39.2
30)	Rocca, Was.	84	3526	63	42.0	0	1	9	18	39	655	26	33.8
31)	McBriar, Pit.	40	1652	70	41.3	3	1	4	5	18	157	13	35.0
32)	Moorman, Buf.	61	2511	62	41.2	4	0	4	10	26	197	16	36.6
33)	Podlesh, Chi.	68	2763	65	40.6	2	1	15	11	15	111	27	37.9

AFC / LEADING PUNTERS, NET AVERAGE

Rank	Player, Team	No	Yards	Lg	Avg	TB	Blk	Dwn	OB	Opp			Net
										Ret	Yds	In	
1)	Fields, Mia.	85	4150	74	48.8	7	0	8	15	42	407	33	42.4
2)	Anger, Jac.	95	4338	61	45.7	8	0	12	6	47	330	31	40.5
3)	Huber, Cin.	66	2982	75	45.2	4	0	5	12	25	229	24	40.5
4)	Colquitt, K.C.	87	4005	65	46.0	11	1	15	4	38	246	35	40.2
5)	King, Oak.	84	4107	66	48.9	11	2	11	9	42	438	23	40.1
6)	Lechler, Hou.	88	4189	65	47.6	7	0	13	2	43	530	34	40.0
7)	Scifres, S.D.	56	2417	61	43.2	1	0	11	6	19	158	30	40.0
8)	*Allen, N.E.	76	3491	65	45.9	12	0	15	7	29	221	29	39.9
9)	Kern, Ten.	78	3386	63	43.4	2	1	9	7	35	210	32	39.7
10)	Koch, Bal.	90	4138	69	46.0	9	1	9	12	46	419	27	38.9
11)	Quigley, NY-J	72	3278	67	45.5	3	1	6	10	34	381	21	38.9
12)	Colquitt, Den.	65	2893	60	44.5	3	1	8	1	28	274	23	38.8
13)	McAfee, Ind.	76	3499	65	46.0	7	1	15	8	29	396	27	38.5
14)	Lanning, Cle.	84	3679	59	43.8	5	1	10	6	38	357	28	37.9
15)	Moorman, Buf.	61	2511	62	41.2	4	0	4	10	26	197	16	36.6
16)	Powell, Buf.-Cin.	42	1881	66	44.8	5	0	3	6	21	305	13	35.1
17)	McBriar, Pit.	40	1652	70	41.3	3	1	4	5	18	157	13	35.0

NFC / LEADING PUNTERS, NET AVERAGE

Rank	Player, Team	No	Yards	Lg	Avg	TB	Blk	Dwn	OB	Opp			Net
										Ret	Yds	In	
1)	Hekker, St.L	78	3609	64	46.3	4	0	10	11	30	79	19	44.2
2)	Morstead, N.O.	61	2859	61	46.9	5	0	7	13	24	180	25	42.3
3)	Lee, S.F.	79	3804	62	48.2	9	0	8	3	38	330	27	41.7
4)	Nortman, Car.	70	3344	72	47.8	5	0	10	6	36	335	25	41.6
5)	Bosher, Atl.	68	3166	63	46.6	2	2	9	1	33	251	26	41.1
6)	Jones, Phi.	82	3681	70	44.9	5	1	18	9	28	223	33	40.5
7)	*Martin, Det.	72	3399	72	47.2	10	1	7	5	32	250	22	40.4
8)	Zastudil, Ariz	78	3566	60	45.7	6	0	13	3	36	321	35	40.1
9)	*Locke, Min.	75	3316	65	44.2	3	0	14	2	36	318	23	39.2
10)	Ryan, Sea.	74	3159	69	42.7	5	2	16	2	21	82	28	39.2
11)	C. Jones, Dal.	77	3467	62	45.0	6	0	5	2	37	339	30	39.1
12)	Masthay, G.B.	64	2854	62	44.6	5	0	11	9	20	261	22	39.0
13)	Koenen, T.B.	87	3846	62	44.2	6	0	12	14	35	393	19	38.3
14)	Weatherford, NY-G	91	4271	68	46.9	7	0	7	12	48	655	25	38.2
15)	Podlesh, Chi.	68	2763	65	40.6	2	1	15	11	15	111	27	37.9
16)	Rocca, Was.	84	3526	63	42.0	0	1	9	18	39	655	26	33.8

NFL / LEADING PUNTERS, NET AVERAGE

Rank	Player, Team	No	Yards	Lg	Avg	TB	Blk	Dwn	OB	Opp			Net
										Ret	Yds	In	
1)	Hekker, St.L	78	3609	64	46.3	4	0	10	11	30	79	19	44.2
2)	Fields, Mia.	85	4150	74	48.8	7	0	8	15	42	407	33	42.4
3)	Morstead, N.O.	61	2859	61	46.9	5	0	7	13	24	180	25	42.3
4)	Lee, S.F.	79	3804	62	48.2	9	0	8	3	38	330	27	41.7
5)	Nortman, Car.	70	3344	72	47.8	5	0	10	6	36	335	25	41.6
6)	Bosher, Atl.	68	3166	63	46.6	2	2	9	1	33	251	26	41.1
7)	Anger, Jac.	95	4338	61	45.7	8	0	12	6	47	330	31	40.5
8)	Huber, Cin.	66	2982	75	45.2	4	0	5	12	25	229	24	40.5
9)	Jones, Phi.	82	3681	70	44.9	5	1	18	9	28	223	33	40.5
10)	*Martin, Det.	72	3399	72	47.2	10	1	7	5	32	250	22	40.4
11)	Colquitt, K.C.	87	4005	65	46.0	11	1	15	4	38	246	35	40.2
12)	King, Oak.	84	4107	66	48.9	11	2	11	9	42	438	23	40.1
13)	Zastudil, Ariz	78	3566	60	45.7	6	0	13	3	36	321	35	40.1
14)	Lechler, Hou.	88	4189	65	47.6	7	0	13	2	43	530	34	40.0
15)	Scifres, S.D.	56	2417	61	43.2	1	0	11	6	19	158	30	40.0
16)	*Allen, N.E.	76	3491	65	45.9	12	0	15	7	29	221	29	39.9
17)	Kern, Ten.	78	3386	63	43.4	2	1	9	7	35	210	32	39.7
18)	*Locke, Min.	75	3316	65	44.2	3	0	14	2	36	318	23	39.2
19)	Ryan, Sea.	74	3159	69	42.7	5	2	16	2	21	82	28	39.2
20)	C. Jones, Dal.	77	3467	62	45.0	6	0	5	2	37	339	30	39.1
21)	Masthay, G.B.	64	2854	62	44.6	5	0	11	9	20	261	22	39.0
22)	Koch, Bal.	90	4138	69	46.0	9	1	9	12	46	419	27	38.9
23)	Quigley, NY-J	72	3278	67	45.5	3	1	6	10	34	381	21	38.9
24)	Colquitt, Den.	65	2893	60	44.5	3	1	8	1	28	274	23	38.8
25)	McAfee, Ind.	76	3499	65	46.0	7	1	15	8	29	396	27	38.5
26)	Koenen, T.B.	87	3846	62	44.2	6	0	12	14	35	393	19	38.3
27)	Weatherford, NY-G	91	4271	68	46.9	7	0	7	12	48	655	25	38.2
28)	Lanning, Cle.	84	3679	59	43.8	5	1	10	6	38	357	28	37.9
29)	Podlesh, Chi.	68	2763	65	40.6	2	1	15	11	15	111	27	37.9
30)	Moorman, Buf.	61	2511	62	41.2	4	0	4	10	26	197	16	36.6
31)	Powell, Buf.-Cin.	42	1881	66	44.8	5	0	3	6	21	305	13	35.1
32)	McBriar, Pit.	40	1652	70	41.3	3	1	4	5	18	157	13	35.0
33)	Rocca, Was.	84	3526	63	42.0	0	1	9	18	39	655	26	33.8

AFC / PUNT RETURN LEADERS

Rank	Player, Team	Ret	FC	Yards	Avg	Long	TD
1)	Doss, Bal.	23	7	359	15.6	82t	1
2)	A. Brown, Pit.	32	23	409	12.8	67t	1
3)	McCluster, K.C.	58	11	686	11.8	89t	2
4)	Benjamin, Cle.	22	7	257	11.7	79t	1
5)	Edelman, N.E.	35	23	374	10.7	43	0
6)	Tate, Cin.	36	16	336	9.3	43	0
7)	Martin, Hou.	39	21	345	8.8	87t	1
8)	Holliday, Den.	32	11	271	8.5	81t	1
9)	Thigpen, Mia.	34	20	264	7.8	34	0
10)	McKelvin, Buf.	32	13	180	5.6	21	0
11)	*Sanders, Jac.	25	16	140	5.6	17	0

NFC / PUNT RETURN LEADERS

Rank	Player, Team	Ret	FC	Yards	Avg	Long	TD
1)	Sherels, Min.	22	27	335	15.2	86t	1
2)	Harris, Dal.	20	10	256	12.8	86t	1
3)	*Hyde, G.B.	24	14	296	12.3	93t	1
4)	Ginn, Car.	26	26	316	12.2	41	0
5)	Tate, Sea.	51	14	585	11.5	71	0
6t)	James, S.F.	23	12	251	10.9	40	0
6t)	Page, T.B.	23	20	251	10.9	52	0
8)	Spurlock, Det.-Dal.-Det.	23	12	207	9.0	62	0
9)	*Austin, St.L	33	11	280	8.5	98t	1
10)	Randle, NY-G	29	24	237	8.2	32	0
11)	Sproles, N.O.	29	21	194	6.7	28	0
12)	Peterson, Ariz	33	22	198	6.0	22	0

NFL / PUNT RETURN LEADERS

Rank	Player, Team	Ret	FC	Yards	Avg	Long	TD
1)	Doss, Bal.	23	7	359	15.6	82t	1
2)	Sherels, Min.	22	27	335	15.2	86t	1
3)	Harris, Dal.	20	10	256	12.8	86t	1
4)	A. Brown, Pit.	32	23	409	12.8	67t	1
5)	*Hyde, G.B.	24	14	296	12.3	93t	1
6)	Ginn, Car.	26	26	316	12.2	41	0
7)	McCluster, K.C.	58	11	686	11.8	89t	2
8)	Benjamin, Cle.	22	7	257	11.7	79t	1
9)	Tate, Sea.	51	14	585	11.5	71	0
10t)	James, S.F.	23	12	251	10.9	40	0
10t)	Page, T.B.	23	20	251	10.9	52	0
12)	Edelman, N.E.	35	23	374	10.7	43	0
13)	Tate, Cin.	36	16	336	9.3	43	0
14)	Spurlock, Det.-Dal.-Det.	23	12	207	9.0	62	0
15)	Martin, Hou.	39	21	345	8.8	87t	1
16)	*Austin, St.L	33	11	280	8.5	98t	1
17)	Holliday, Den.	32	11	271	8.5	81t	1
18)	Randle, NY-G	29	24	237	8.2	32	0
19)	Thigpen, Mia.	34	20	264	7.8	34	0
20)	Sproles, N.O.	29	21	194	6.7	28	0
21)	Peterson, Ariz	33	22	198	6.0	22	0
22)	McKelvin, Buf.	32	13	180	5.6	21	0
23)	*Sanders, Jac.	25	16	140	5.6	17	0

AFC / KICKOFF RETURN LEADERS

Rank	Player, Team	Ret	Yards	Avg	Long	TD
1)	Demps, K.C.	33	992	30.1	95t	1
2)	J. Jones, Bal.	31	892	28.8	77t	1
3)	Holliday, Den.	28	775	27.7	105t	1
4)	Todman, Jac.	26	712	27.4	59	0
5)	Martin, Hou.	36	947	26.3	50	0
6)	Tate, Cin.	35	914	26.1	71	0
7)	Reed, Ind.	24	590	24.6	39	0
8)	Cribbs, NY-J	20	490	24.5	42	0
9)	Jones, Oak.	26	623	24.0	41	0
10)	Thigpen, Mia.	39	878	22.5	50	0
11)	F. Jones, Pit.	23	510	22.2	42	0
12)	Whittaker, S.D.-Cle.	29	638	22.0	56	0

NFC / KICKOFF RETURN LEADERS

Rank	Player, Team	Ret	Yards	Avg	Long	TD
1)	*Patterson, Min.	43	1393	32.4	109t	2
2)	Harris, Dal.	28	857	30.6	90	0
3)	Hester, Chi.	52	1442	27.7	80	0
4)	Page, T.B.	22	548	24.9	44	0
5)	Ross, G.B.-Det.	21	514	24.5	98t	1
6)	*Hyde, G.B.	22	531	24.1	70	0
7)	Ginn, Car.	25	595	23.8	38	0
8)	Jac. Rodgers, Atl.	25	575	23.0	34	0
9)	*Cox, NY-G	20	436	21.8	56	0
10)	Arenas, Ariz	23	493	21.4	46	0
11)	Paul, Was.	20	411	20.6	39	0

NFL / KICKOFF RETURN LEADERS

Rank	Player, Team	Ret	Yards	Avg	Long	TD
1)	*Patterson, Min.	43	1393	32.4	109t	2
2)	Harris, Dal.	28	857	30.6	90	0
3)	Demps, K.C.	33	992	30.1	95t	1
4)	J. Jones, Bal.	31	892	28.8	77t	1
5)	Hester, Chi.	52	1442	27.7	80	0
6)	Holliday, Den.	28	775	27.7	105t	1
7)	Todman, Jac.	26	712	27.4	59	0
8)	Martin, Hou.	36	947	26.3	50	0
9)	Tate, Cin.	35	914	26.1	71	0
10)	Page, T.B.	22	548	24.9	44	0
11)	Reed, Ind.	24	590	24.6	39	0
12)	Cribbs, NY-J	20	490	24.5	42	0
13)	Ross, G.B.-Det.	21	514	24.5	98t	1
14)	*Hyde, G.B.	22	531	24.1	70	0
15)	Jones, Oak.	26	623	24.0	41	0
16)	Ginn, Car.	25	595	23.8	38	0
17)	Jac. Rodgers, Atl.	25	575	23.0	34	0
18)	Thigpen, Mia.	39	878	22.5	50	0
19)	F. Jones, Pit.	23	510	22.2	42	0
20)	Whittaker, S.D.-Cle.	29	638	22.0	56	0
21)	*Cox, NY-G	20	436	21.8	56	0
22)	Arenas, Ariz	23	493	21.4	46	0
23)	Paul, Was.	20	411	20.6	39	0

AFC / LEADERS IN INTERCEPTIONS

Rank	Player, Team	Int	Yards	Avg	Long	TD
1t)	Gipson, Cle.	5	143	28.6	44t	1
1t)	*Ryan, N.E.	5	82	16.4	79t	1
1t)	Verner, Ten.	5	68	13.6	34	1
4t)	Grimes, Mia.	4	102	25.5	94t	1
4t)	Byrd, Buf.	4	85	21.3	57	0
4t)	Butler, Ind.	4	79	19.8	41t	1
4t)	Leonhard, Buf.	4	72	18.0	41	0
4t)	Demps, K.C.	4	61	15.3	35	0
4t)	Haden, Cle.	4	57	14.3	29t	1
4t)	A. Williams, Buf.	4	43	10.8	34	0
4t)	*Alonso, Buf.	4	38	9.5	32	0
4t)	Graham, Bal.	4	28	7.0	28	0
4t)	Talib, N.E.	4	12	3.0	14	0
4t)	Patterson, Mia.	4	7	1.8	3	0
15t)	Berry, K.C.	3	134	44.7	49	2
15t)	Rodgers-Cromarti, Den.	3	75	25.0	75t	1
15t)	Joseph, Hou.	3	64	21.3	32	0
15t)	A. Jones, Cin.	3	60	20.0	60t	1
15t)	Ihedigbo, Bal.	3	54	18.0	37	0
15t)	Reed, Hou.-NY-J	3	49	16.3	25	0
15t)	D. Smith, Bal.	3	41	13.7	37t	1
15t)	Pollard, Ten.	3	36	12.0	32	0
15t)	*Cooper, K.C.	3	32	10.7	20	0
15t)	*Milliner, NY-J	3	31	10.3	19	0
15t)	Trevathan, Den.	3	29	9.7	29	0
15t)	Carroll, Mia.	3	24	8.0	24	0
15t)	Kirkpatrick, Cin.	3	21	7.0	21t	1
15t)	Cromartie, NY-J	3	20	6.7	20	0
15t)	Vaughn, Ind.	3	9	3.0	8	0
15t)	Harris, Den.	3	1	0.3	1	0

NFC / LEADERS IN INTERCEPTIONS

Rank	Player, Team	Int	Yards	Avg	Long	TD
1)	Sherman, Sea.	8	125	15.6	58t	1
2t)	Boykin, Phi.	6	136	22.7	76	1
2t)	Levy, Det.	6	76	12.7	66t	1
2t)	Rolle, NY-G	6	23	3.8	25	0
5t)	David, T.B.	5	87	17.4	32	0
5t)	Brock, S.F.	5	82	16.4	41	1
5t)	Thomas, Sea.	5	9	1.8	11	0
8t)	Lee, Dal.	4	174	43.5	74	1
8t)	Jennings, Chi.	4	111	27.8	48t	2
8t)	Mitchell, Car.	4	63	15.8	38	0
8t)	*Reid, S.F.	4	54	13.5	53	0
8t)	Hall, Was.	4	49	12.3	26t	2
8t)	Dansby, Ariz	4	48	12.0	23t	2
8t)	Lewis, N.O.	4	34	8.5	20	0
8t)	Kuechly, Car.	4	33	8.3	30	0
8t)	Maxwell, Sea.	4	6	1.5	6	0
8t)	Shields, G.B.	4	3	0.8	7	0
18t)	M. Foster, T.B.	3	122	40.7	85t	2
18t)	Chancellor, Sea.	3	78	26.0	32	0
18t)	Tillman, Chi.	3	69	23.0	41	0
18t)	Bowman, Chi.	3	67	22.3	43t	1
18t)	Peterson, Ariz	3	59	19.7	43	0
18t)	Quin, Det.	3	57	19.0	42	0
18t)	Carr, Dal.	3	49	16.3	49t	1
18t)	Conte, Chi.	3	48	16.0	35	0
18t)	Delmas, Det.	3	44	14.7	42	0
18t)	Tandy, T.B.	3	42	14.0	20	0
18t)	Johnson, St.L	3	36	12.0	29	0
18t)	Moore, Atl.	3	36	12.0	19	0
18t)	R. Johnson, Ariz	3	35	11.7	18	0
18t)	*Banks, T.B.	3	33	11.0	18	0
18t)	Kendricks, Phi.	3	25	8.3	18	0
18t)	Greenway, Min.	3	23	7.7	23	0
18t)	Williams, Phi.	3	16	5.3	15	0
18t)	Williams, G.B.	3	10	3.3	10	0
18t)	*Lester, Car.	3	5	1.7	5	0

NFL / LEADERS IN INTERCEPTIONS

Rank	Player, Team	Int	Yards	Avg	Long	TD
1)	Sherman, Sea.	8	125	15.6	58t	1
2t)	Boykin, Phi.	6	136	22.7	76	1
2t)	Levy, Det.	6	76	12.7	66t	1
2t)	Rolle, NY-G	6	23	3.8	25	0
5t)	Gipson, Cle.	5	143	28.6	44t	1
5t)	David, T.B.	5	87	17.4	32	0
5t)	Brock, S.F.	5	82	16.4	41	1
5t)	*Ryan, N.E.	5	82	16.4	79t	1
5t)	Verner, Ten.	5	68	13.6	34	1
5t)	Thomas, Sea.	5	9	1.8	11	0
11t)	Lee, Dal.	4	174	43.5	74	1
11t)	Jennings, Chi.	4	111	27.8	48t	2
11t)	Grimes, Mia.	4	102	25.5	94t	1
11t)	Byrd, Buf.	4	85	21.3	57	0
11t)	Butler, Ind.	4	79	19.8	41t	1
11t)	Leonhard, Buf.	4	72	18.0	41	0
11t)	Mitchell, Car.	4	63	15.8	38	0
11t)	Demps, K.C.	4	61	15.3	35	0
11t)	Haden, Cle.	4	57	14.3	29t	1
11t)	*Reid, S.F.	4	54	13.5	53	0
11t)	Hall, Was.	4	49	12.3	26t	2
11t)	Dansby, Ariz	4	48	12.0	23t	2
11t)	A. Williams, Buf.	4	43	10.8	34	0
11t)	*Alonso, Buf.	4	38	9.5	32	0
11t)	Lewis, N.O.	4	34	8.5	20	0
11t)	Kuechly, Car.	4	33	8.3	30	0
11t)	Graham, Bal.	4	28	7.0	28	0
11t)	Talib, N.E.	4	12	3.0	14	0
11t)	Patterson, Mia.	4	7	1.8	3	0
11t)	Maxwell, Sea.	4	6	1.5	6	0
11t)	Shields, G.B.	4	3	0.8	7	0

AFC / LEADERS IN SACKS

Rank	Player, Team	Sacks
1)	Mathis, Ind. (LB)	19.5
2)	M. Williams, Buf. (DE)	13.0
3t)	Cha. Jones, N.E. (DE)	11.5
3t)	Vernon, Mia. (DE)	11.5
5t)	Hali, K.C. (LB)	11.0
5t)	Houston, K.C. (LB)	11.0
7t)	Casey, Ten. (DT)	10.5
7t)	Watt, Hou. (DE)	10.5
7t)	Wilkerson, NY-J (DE)	10.5
7t)	K. Williams, Buf. (DT)	10.5
11t)	Hughes, Buf. (LB)	10.0
11t)	Pace, NY-J (LB)	10.0
11t)	Phillips, Den. (DE)	10.0
11t)	Suggs, Bal. (LB)	10.0
15)	Dumervil, Bal. (LB)	9.5
16)	Wake, Mia. (DE)	8.5
17t)	Ninkovich, N.E. (DE)	8.0
17t)	Worilds, Pit. (LB)	8.0
19t)	Babin, Jac. (DE)	7.5
19t)	Dareus, Buf. (DT)	7.5
19t)	Dunlap, Cin. (DE)	7.5
19t)	Gilberry, Cin. (DE)	7.5
23)	Mercilus, Hou. (LB)	7.0
24t)	Atkins, Cin. (DT)	6.0
24t)	Branch, Jac. (DE)	6.0
24t)	Houston, Oak. (DE)	6.0
24t)	Jackson, Den. (DE)	6.0
24t)	*Chr. Jones, T.B.-N.E. (DT)	6.0
24t)	Morgan, Ten. (DE)	6.0
30t)	Ayers, Den. (DE)	5.5
30t)	Freeman, Ind. (LB)	5.5
30t)	Liuget, S.D. (DE)	5.5
30t)	Roach, Oak. (LB)	5.5
30t)	Sheard, Cle. (LB)	5.5
35t)	Heyward, Pit. (DE)	5.0
35t)	Miller, Den. (LB)	5.0
35t)	*Mingo, Cle. (LB)	5.0
35t)	Reyes, S.D. (DE)	5.0
35t)	A. Smith, Hou. (DE)	5.0
35t)	D. Smith, Bal. (LB)	5.0
35t)	Woodley, Pit. (LB)	5.0
42t)	Coples, NY-J (LB)	4.5
42t)	D. Johnson, K.C. (LB)	4.5
42t)	Keiser, S.D. (LB)	4.5
42t)	Kruger, Cle. (LB)	4.5
42t)	*S. Moore, Oak. (LB)	4.5
42t)	Odrick, Mia. (DT)	4.5
42t)	Poe, K.C. (NT)	4.5
42t)	Redding, Ind. (DE)	4.5
50t)	Brown, Ten. (LB)	4.0
50t)	T. Jackson, K.C. (DE)	4.0
50t)	A. Jones, Bal. (DE)	4.0
50t)	Keisel, Pit. (DE)	4.0
50t)	Lawson, Buf. (LB)	4.0
50t)	Marks, Jac. (DT)	4.0
50t)	Pitoitua, Ten. (DE)	4.0
50t)	Rey, Cin. (LB)	4.0
50t)	Starks, Mia. (DT)	4.0
50t)	Wolfe, Den. (DE)	4.0

NFC / LEADERS IN SACKS

Rank	Player, Team	Sacks
1)	R. Quinn, St.L (DE)	19.0
2)	Hardy, Car. (DE)	15.0
3)	Jordan, N.O. (DE)	12.5
4)	Galette, N.O. (LB)	12.0
5t)	Abraham, Ariz (LB)	11.5
5t)	Allen, Min. (DE)	11.5
7t)	Hatcher, Dal. (DT)	11.0
7t)	Johnson, Car. (DE)	11.0
7t)	Tuck, NY-G (DE)	11.0
10)	Orakpo, Was. (LB)	10.0
11t)	Campbell, Ariz (DE)	9.0
11t)	McCoy, T.B. (DT)	9.0
11t)	Robison, Min. (DE)	9.0
14t)	Bennett, Sea. (DE)	8.5
14t)	Brooks, S.F. (LB)	8.5
14t)	Kerrigan, Was. (LB)	8.5
14t)	C. Long, St.L (DE)	8.5
14t)	A. Smith, S.F. (LB)	8.5
19t)	*Ansah, Det. (DE)	8.0
19t)	Avril, Sea. (DE)	8.0
19t)	Cole, Phi. (LB)	8.0
22t)	Matthews, G.B. (LB)	7.5
22t)	Peppers, Chi. (DE)	7.5
22t)	Umenyiora, Atl. (DE)	7.5
25)	Selvie, Dal. (DE)	7.0
26t)	Daniels, G.B. (DE)	6.5
26t)	Dansby, Ariz (LB)	6.5
26t)	J. Smith, S.F. (DE)	6.5
29t)	Clayborn, T.B. (DE)	6.0
29t)	David, T.B. (LB)	6.0
29t)	Fairley, Det. (DT)	6.0
29t)	Kiwanuka, NY-G (DE)	6.0
29t)	Ware, Dal. (DE)	6.0
34t)	Brockers, St.L (DT)	5.5
34t)	Griffen, Min. (DE)	5.5
34t)	McDonald, Sea. (DT)	5.5
34t)	Suh, Det. (DT)	5.5
38t)	Barwin, Phi. (LB)	5.0
38t)	Bowman, S.F. (LB)	5.0
38t)	Hawk, G.B. (LB)	5.0
38t)	Hayes, St.L (DE)	5.0
38t)	Jenkins, NY-G (DT)	5.0
38t)	Langford, St.L (DT)	5.0
38t)	Neal, G.B. (LB)	5.0
38t)	Peters, Atl. (DT)	5.0
38t)	Wagner, Sea. (LB)	5.0
47t)	Clemons, Sea. (DE)	4.5
47t)	Dockett, Ariz (DE)	4.5
47t)	Hicks, N.O. (DE)	4.5
50t)	Ja. Anderson, Chi. (LB)	4.0
50t)	Curry, Phi. (DE)	4.0
50t)	Davis, Car. (LB)	4.0
50t)	Henderson, Min. (LB)	4.0
50t)	Kendricks, Phi. (LB)	4.0
50t)	Massaquoi, Atl. (DE)	4.0
50t)	McClellin, Chi. (DE)	4.0
50t)	Mitchell, Car. (DB)	4.0
50t)	Perry, G.B. (LB)	4.0
50t)	Ryans, Phi. (LB)	4.0

NFL / LEADERS IN SACKS

Rank	Player, Team	Sacks
1)	Mathis, Ind. (LB)	19.5
2)	R. Quinn, St.L (DE)	19.0
3)	Hardy, Car. (DE)	15.0
4)	M. Williams, Buf. (DE)	13.0
5)	Jordan, N.O. (DE)	12.5
6)	Galette, N.O. (LB)	12.0
7t)	Abraham, Ariz (LB)	11.5
7t)	Allen, Min. (DE)	11.5
7t)	Cha. Jones, N.E. (DE)	11.5
7t)	Vernon, Mia. (DE)	11.5
11t)	Hali, K.C. (LB)	11.0
11t)	Hatcher, Dal. (DT)	11.0
11t)	Houston, K.C. (LB)	11.0
11t)	Johnson, Car. (DE)	11.0
11t)	Tuck, NY-G (DE)	11.0
16t)	Casey, Ten. (DT)	10.5
16t)	Watt, Hou. (DE)	10.5
16t)	Wilkerson, NY-J (DE)	10.5
16t)	K. Williams, Buf. (DT)	10.5
20t)	Hughes, Buf. (LB)	10.0
20t)	Orakpo, Was. (LB)	10.0
20t)	Pace, NY-J (LB)	10.0
20t)	Phillips, Den. (DE)	10.0
20t)	Suggs, Bal. (LB)	10.0
25)	Dumervil, Bal. (LB)	9.5
26t)	Campbell, Ariz (DE)	9.0
26t)	McCoy, T.B. (DT)	9.0
26t)	Robison, Min. (DE)	9.0
29t)	Bennett, Sea. (DE)	8.5
29t)	Brooks, S.F. (LB)	8.5
29t)	Kerrigan, Was. (LB)	8.5
29t)	C. Long, St.L (DE)	8.5
29t)	A. Smith, S.F. (LB)	8.5
29t)	Wake, Mia. (DE)	8.5
35t)	*Ansah, Det. (DE)	8.0
35t)	Avril, Sea. (DE)	8.0
35t)	Cole, Phi. (LB)	8.0
35t)	Ninkovich, N.E. (DE)	8.0
35t)	Worilds, Pit. (LB)	8.0
40t)	Babin, Jac. (DE)	7.5
40t)	Dareus, Buf. (DT)	7.5
40t)	Dunlap, Cin. (DE)	7.5
40t)	Gilberry, Cin. (DE)	7.5
40t)	Matthews, G.B. (LB)	7.5
40t)	Peppers, Chi. (DE)	7.5
40t)	Umenyiora, Atl. (DE)	7.5
47t)	Mercilus, Hou. (LB)	7.0
47t)	Selvie, Dal. (DE)	7.0
49t)	Daniels, G.B. (DE)	6.5
49t)	Dansby, Ariz (LB)	6.5
49t)	J. Smith, S.F. (DE)	6.5

AFC / FUMBLE RECOVERIES

Rank	Player, Team	TotRec	OffRec	DefRec
1t)	Brady, N.E.	5	5	0
1t)	Edelman, N.E.	5	5	0
3t)	Fitzpatrick, Ten.	4	4	0
3t)	McKelvin, Buf.	4	4	0
3t)	Pryor, Oak.	4	4	0
6t)	Holliday, Den.	3	3	0
6t)	Marks, Jac.	3	0	3
6t)	*McGloin, Oak.	3	3	0
6t)	Parker, K.C.	3	1	2
6t)	Roethlisberger, Pit.	3	3	0
6t)	*Smith, NY-J	3	3	0
6t)	Tannehill, Mia.	3	3	0
13t)	Allen, Jac.	2	0	2
13t)	*Alonso, Buf.	2	0	2
13t)	Anger, Jac.	2	2	0
13t)	Berry, K.C.	2	0	2
13t)	Brooks, Hou.	2	2	0
13t)	D. Brown, Ind.	2	2	0
13t)	S. Brown, Ind.	2	1	1
13t)	Burfict, Cin.	2	0	2
13t)	Ebner, N.E.	2	0	2
13t)	*Elam, Bal.	2	0	2
13t)	Ellerbe, Mia.	2	0	2
13t)	Flacco, Bal.	2	2	0
13t)	Freeman, Ind.	2	0	2
13t)	Gray, K.C.	2	1	1
13t)	Hali, K.C.	2	0	2
13t)	Henne, Jac.	2	2	0
13t)	Houston, K.C.	2	0	2
13t)	Ihedigbo, Bal.	2	0	2
13t)	Ihenacho, Den.	2	0	2
13t)	C. Johnson, Ten.	2	2	0
13t)	D. Johnson, K.C.	2	0	2
13t)	A. Jones, Cin.	2	0	2
13t)	Keisel, Pit.	2	0	2
13t)	Kern, Ten.	2	2	0
13t)	Manning, Den.	2	2	0
13t)	*Manuel, Buf.	2	2	0
13t)	Moreno, Den.	2	2	0
13t)	Nelson, Cin.	2	0	2
13t)	Ninkovich, N.E.	2	0	2
13t)	Searcy, Buf.	2	1	1
13t)	Sensabaugh, Ten.	2	0	2
13t)	Spiller, Buf.	2	2	0
13t)	Thigpen, Mia.	2	2	0
13t)	Thomas, Cle.	2	2	0
13t)	Todman, Jac.	2	2	0
13t)	Verner, Ten.	2	0	2
13t)	Watt, Hou.	2	0	2
13t)	Weddle, S.D.	2	0	2
13t)	Woodson, Oak.	2	0	2
13t)	Yanda, Bal.	2	2	0

NFC / FUMBLE RECOVERIES

Rank	Player, Team	TotRec	OffRec	DefRec
1t)	Stafford, Det.	5	5	0
1t)	Wilson, Sea.	5	4	1
3t)	Kendricks, Phi.	4	0	4
3t)	Romo, Dal.	4	4	0
5t)	Burnett, G.B.	3	0	3
5t)	Cason, Ariz	3	1	2
5t)	*Glennon, T.B.	3	3	0
5t)	Shaughnessy, Ariz	3	0	3
5t)	Wilson, Was.	3	0	3
10t)	*Austin, St.L	2	2	0
10t)	Babineaux, Atl.	2	0	2
10t)	*Barkley, Phi.	2	2	0
10t)	Bell, Det.	2	2	0
10t)	Bowman, S.F.	2	0	2
10t)	Boykin, G.B.	2	2	0
10t)	Brown, S.F.	2	1	1
10t)	Campbell, Ariz	2	0	2
10t)	Diehl, NY-G	2	2	0
10t)	D. Edwards, Car.	2	0	2
10t)	Fairley, Det.	2	0	2
10t)	Galette, N.O.	2	0	2
10t)	*Goodman, Atl.	2	0	2
10t)	Griffin III, Was.	2	2	0
10t)	Harris, Dal.	2	1	1
10t)	Hayes, St.L	2	0	2
10t)	Helu, Was.	2	2	0
10t)	Hester, Chi.	2	2	0
10t)	James, S.F.	2	2	0
10t)	Jeffery, Chi.	2	2	0
10t)	Jenkins, NY-G	2	0	2
10t)	Jordan, N.O.	2	0	2
10t)	Kaepernick, S.F.	2	2	0
10t)	T. Larsen, T.B.	2	2	0
10t)	Laurinaitis, St.L	2	0	2
10t)	C. Long, St.L	2	0	2
10t)	Maragos, Sea.	2	1	1
10t)	McClain, Atl.	2	1	1
10t)	McCown, Chi.	2	2	0
10t)	McDonald, Sea.	2	1	1
10t)	McLeod, St.L	2	0	2
10t)	Moore, Atl.	2	0	2
10t)	Orakpo, Was.	2	0	2
10t)	Painter, NY-G	2	2	0
10t)	Paulsen, Was.	2	2	0
10t)	Peterson, Ariz	2	2	0
10t)	R. Quinn, St.L	2	0	2
10t)	*Reid, S.F.	2	0	2
10t)	Sherels, Min.	2	2	0
10t)	Sherman, Sea.	2	2	0
10t)	Unger, Sea.	2	2	0
10t)	Vick, Phi.	2	2	0
10t)	Wilber, Dal.	2	0	2
10t)	Williams, NY-G	2	0	2
10t)	Williams, G.B.	2	0	2
10t)	Wootton, Chi.	2	0	2
10t)	Young, Det.	2	0	2

NFL / FUMBLE RECOVERIES

Rank	Player, Team	TotRec	OffRec	DefRec
1t)	Brady, N.E.	5	5	0
1t)	Edelman, N.E.	5	5	0
1t)	Stafford, Det.	5	5	0
1t)	Wilson, Sea.	5	4	1
5t)	Fitzpatrick, Ten.	4	4	0
5t)	Kendricks, Phi.	4	0	4
5t)	McKelvin, Buf.	4	4	0
5t)	Pryor, Oak.	4	4	0
5t)	Romo, Dal.	4	4	0
10t)	Burnett, G.B.	3	0	3
10t)	Cason, Ariz	3	1	2
10t)	*Glennon, T.B.	3	3	0
10t)	Holliday, Den.	3	3	0
10t)	Marks, Jac.	3	0	3
10t)	*McGloin, Oak.	3	3	0
10t)	Parker, K.C.	3	1	2
10t)	Roethlisberger, Pit.	3	3	0
10t)	Shaughnessy, Ariz	3	0	3
10t)	*Smith, NY-J	3	3	0
10t)	Tannehill, Mia.	3	3	0
10t)	Wilson, Was.	3	0	3

AFC / OFFENSIVE FUMBLE RECOVERIES

Rank	Player, Team	Ret	Yards	Avg	Long	TD
1t)	Brady, N.E.	5	0	0.0	0	0
1t)	Egelman, N.E.	5	0	0.0	0	0
3t)	Fitzpatrick, Ten.	4	0	0.0	0	0
3t)	McKelvin, Buf.	4	0	0.0	0	0
3t)	Pryor, Oak.	4	0	0.0	0	0
6t)	Holliday, Den.	3	0	0.0	0	0
6t)	*McGloin, Oak.	3	0	0.0	0	0
6t)	Roethlisberger, Pit.	3	0	0.0	0	0
6t)	*Smith, NY-J	3	0	0.0	0	0
6t)	Tannehill, Mia.	3	0	0.0	0	0
11t)	Moreno, Den.	2	5	2.5	5	0
11t)	Thomas, Cle.	2	2	1.0	2	0
11t)	Anger, Jac.	2	0	0.0	0	0
11t)	Brooks, Hou.	2	0	0.0	0	0
11t)	D. Brown, Ind.	2	0	0.0	0	0
11t)	Flacco, Bal.	2	0	0.0	0	0
11t)	Henne, Jac.	2	0	0.0	0	0
11t)	C. Johnson, Ten.	2	0	0.0	0	0
11t)	Kern, Ten.	2	0	0.0	0	0
11t)	Manning, Den.	2	0	0.0	0	0
11t)	*Manuel, Buf.	2	0	0.0	0	0
11t)	Spiller, Buf.	2	0	0.0	0	0
11t)	Thigpen, Mia.	2	0	0.0	0	0
11t)	Todman, Jac.	2	0	0.0	0	0
11t)	Yanda, Bal.	2	0	0.0	0	0

NFC / OFFENSIVE FUMBLE RECOVERIES

Rank	Player, Team	Ret	Yards	Avg	Long	TD
1)	Stafford, Det.	5	0	0.0	0	0
2t)	Romo, Dal.	4	0	0.0	0	0
2t)	Wilson, Sea.	4	0	0.0	0	0
4)	*Glennon, T.B.	3	0	0.0	0	0
5t)	Boykin, G.B.	2	15	7.5	15t	1
5t)	*Austin, St.L	2	0	0.0	0	0
5t)	*Barkley, Phi.	2	0	0.0	0	0
5t)	Bell, Det.	2	0	0.0	0	0
5t)	Diehl, NY-G	2	0	0.0	0	0
5t)	Griffin III, Was.	2	0	0.0	0	0
5t)	Helu, Was.	2	0	0.0	0	0
5t)	Hester, Chi.	2	0	0.0	0	0
5t)	James, S.F.	2	0	0.0	0	0
5t)	Jeffery, Chi.	2	0	0.0	0	0
5t)	Kaepernick, S.F.	2	0	0.0	0	0
5t)	T. Larsen, T.B.	2	0	0.0	0	0
5t)	McCown, Chi.	2	0	0.0	0	0
5t)	Painter, NY-G	2	0	0.0	0	0
5t)	Paulsen, Was.	2	0	0.0	0	0
5t)	Peterson, Ariz	2	0	0.0	0	0
5t)	Sherels, Min.	2	0	0.0	0	0
5t)	Sherman, Sea.	2	0	0.0	0	0
5t)	Unger, Sea.	2	0	0.0	0	0
5t)	Vick, Phi.	2	0	0.0	0	0

NFL / OFFENSIVE FUMBLE RECOVERIES

Rank	Player, Team	Ret	Yards	Avg	Long	TD
1t)	Brady, N.E.	5	0	0.0	0	0
1t)	Edelman, N.E.	5	0	0.0	0	0
1t)	Stafford, Det.	5	0	0.0	0	0
4t)	Fitzpatrick, Ten.	4	0	0.0	0	0
4t)	McKelvin, Buf.	4	0	0.0	0	0
4t)	Pryor, Oak.	4	0	0.0	0	0
4t)	Romo, Dal.	4	0	0.0	0	0
4t)	Wilson, Sea.	4	0	0.0	0	0
9t)	*Glennon, T.B.	3	0	0.0	0	0
9t)	Holliday, Den.	3	0	0.0	0	0
9t)	*McGloin, Oak.	3	0	0.0	0	0
9t)	Roethlisberger, Pit.	3	0	0.0	0	0
9t)	*Smith, NY-J	3	0	0.0	0	0
9t)	Tannehill, Mia.	3	0	0.0	0	0
15t)	Boykin, G.B.	2	15	7.5	15t	1
15t)	Moreno, Den.	2	5	2.5	5	0
15t)	Thomas, Cle.	2	2	1.0	2	0
15t)	Anger, Jac.	2	0	0.0	0	0
15t)	*Austin, St.L	2	0	0.0	0	0
15t)	*Barkley, Phi.	2	0	0.0	0	0
15t)	Bell, Det.	2	0	0.0	0	0
15t)	Brooks, Hou.	2	0	0.0	0	0
15t)	D. Brown, Ind.	2	0	0.0	0	0
15t)	Diehl, NY-G	2	0	0.0	0	0
15t)	Flacco, Bal.	2	0	0.0	0	0
15t)	Griffin III, Was.	2	0	0.0	0	0
15t)	Helu, Was.	2	0	0.0	0	0
15t)	Henne, Jac.	2	0	0.0	0	0
15t)	Hester, Chi.	2	0	0.0	0	0
15t)	James, S.F.	2	0	0.0	0	0
15t)	Jeffery, Chi.	2	0	0.0	0	0
15t)	C. Johnson, Ten.	2	0	0.0	0	0
15t)	Kaepernick, S.F.	2	0	0.0	0	0
15t)	Kern, Ten.	2	0	0.0	0	0
15t)	T. Larsen, T.B.	2	0	0.0	0	0
15t)	Manning, Den.	2	0	0.0	0	0
15t)	*Manuel, Buf.	2	0	0.0	0	0
15t)	McCown, Chi.	2	0	0.0	0	0
15t)	Painter, NY-G	2	0	0.0	0	0
15t)	Paulsen, Was.	2	0	0.0	0	0
15t)	Peterson, Ariz	2	0	0.0	0	0
15t)	Sherels, Min.	2	0	0.0	0	0
15t)	Sherman, Sea.	2	0	0.0	0	0
15t)	Spiller, Buf.	2	0	0.0	0	0
15t)	Thigpen, Mia.	2	0	0.0	0	0
15t)	Todman, Jac.	2	0	0.0	0	0
15t)	Unger, Sea.	2	0	0.0	0	0
15t)	Vick, Phi.	2	0	0.0	0	0
15t)	Yanda, Bal.	2	0	0.0	0	0

AFC / DEFENSIVE FUMBLE RECOVERIES

Rank	Player, Team	Ret	Yards	Avg	Long	TD
1)	Marks, Jac.	3	15	5.0	15	0
2t)	A. Jones, Cin.	2	43	21.5	43	0
2t)	Weddle, S.D.	2	27	13.5	27	0
2t)	Woodson, Oak.	2	25	12.5	25t	1
2t)	Berry, K.C.	2	24	12.0	22	0
2t)	Freeman, Ind.	2	24	12.0	24	0
2t)	Parker, K.C.	2	20	10.0	20	0
2t)	*Alonso, Buf.	2	13	6.5	13	0
2t)	Burfict, Cin.	2	13	6.5	13t	1
2t)	Nelson, Cin.	2	12	6.0	6	0
2t)	Hali, K.C.	2	11	5.5	11t	1
2t)	D. Johnson, K.C.	2	11	5.5	11	0
2t)	Verner, Ten.	2	9	4.5	9	0
2t)	*Elam, Bal.	2	7	3.5	7	0
2t)	Ninkovich, N.E.	2	3	1.5	3	0
2t)	Keisel, Pit.	2	1	0.5	1	0
2t)	Allen, Jac.	2	0	0.0	0	0
2t)	Ebner, N.E.	2	0	0.0	0	0
2t)	Ellerbe, Mia.	2	0	0.0	0	0
2t)	Houston, K.C.	2	0	0.0	0	0
2t)	Ihedigbo, Bal.	2	0	0.0	0	0
2t)	Ihenacho, Den.	2	0	0.0	0	0
2t)	Sensabaugh, Ten.	2	0	0.0	0	0
2t)	Watt, Hou.	2	0	0.0	0	0

NFC / DEFENSIVE FUMBLE RECOVERIES

Rank	Player, Team	Ret	Yards	Avg	Long	TD
1)	Kendricks, Phi.	4	6	1.5	6	0
2t)	Burnett, G.B.	3	12	4.0	8	1
2t)	Shaughnessy, Ariz	3	6	2.0	6t	1
2t)	Wilson, Was.	3	1	0.3	1	0
5t)	C. Long, St.L	2	45	22.5	45t	1
5t)	Cason, Ariz	2	43	21.5	43	0
5t)	Laurinaitis, St.L	2	43	21.5	43	0
5t)	R. Quinn, St.L	2	33	16.5	31t	1
5t)	Galette, N.O.	2	13	6.5	10	0
5t)	*Goodman, Atl.	2	13	6.5	13	0
5t)	Jordan, N.O.	2	11	5.5	11	0
5t)	McLeod, St.L	2	9	4.5	9	0
5t)	Babineaux, Atl.	2	8	4.0	8	0
5t)	Williams, NY-G	2	5	2.5	5	0
5t)	Fairley, Det.	2	4	2.0	4t	1
5t)	Campbell, Ariz	2	2	1.0	2	0
5t)	Wilber, Dal.	2	1	0.5	1	0
5t)	Wootton, Chi.	2	1	0.5	1	0
5t)	Bowman, S.F.	2	0	0.0	0	0
5t)	D. Edwards, Car.	2	0	0.0	0	0
5t)	Hayes, St.L	2	0	0.0	0	0
5t)	Jenkins, NY-G	2	0	0.0	0	0
5t)	Moore, Atl.	2	0	0.0	0	0
5t)	Orakpo, Was.	2	0	0.0	0	0
5t)	*Reid, S.F.	2	0	0.0	0	0
5t)	Williams, G.B.	2	0	0.0	0	0
5t)	Young, Det.	2	0	0.0	0	0

NFL / DEFENSIVE FUMBLE RECOVERIES

Rank	Player, Team	Ret	Yards	Avg	Long	TD
1)	Kendricks, Phi.	4	6	1.5	6	0
2t)	Marks, Jac.	3	15	5.0	15	0
2t)	Burnett, G.B.	3	12	4.0	8	1
2t)	Shaughnessy, Ariz	3	6	2.0	6t	1
2t)	Wilson, Was.	3	1	0.3	1	0
6t)	C. Long, St.L	2	45	22.5	45t	1
6t)	Cason, Ariz	2	43	21.5	43	0
6t)	A. Jones, Cin.	2	43	21.5	43	0
6t)	Laurinaitis, St.L	2	43	21.5	43	0
6t)	R. Quinn, St.L	2	33	16.5	31t	1
6t)	Weddle, S.D.	2	27	13.5	27	0
6t)	Woodson, Oak.	2	25	12.5	25t	1
6t)	Berry, K.C.	2	24	12.0	22	0
6t)	Freeman, Ind.	2	24	12.0	24	0
6t)	Parker, K.C.	2	20	10.0	20	0
6t)	*Alonso, Buf.	2	13	6.5	13	0
6t)	Burfict, Cin.	2	13	6.5	13t	1
6t)	Galette, N.O.	2	13	6.5	10	0
6t)	*Goodman, Atl.	2	13	6.5	13	0
6t)	Nelson, Cin.	2	12	6.0	6	0
6t)	Hali, K.C.	2	11	5.5	11t	1
6t)	D. Johnson, K.C.	2	11	5.5	11	0
6t)	Jordan, N.O.	2	11	5.5	11	0
6t)	McLeod, St.L	2	9	4.5	9	0
6t)	Verner, Ten.	2	9	4.5	9	0
6t)	Babineaux, Atl.	2	8	4.0	8	0
6t)	*Elam, Bal.	2	7	3.5	7	0
6t)	Williams, NY-G	2	5	2.5	5	0
6t)	Fairley, Det.	2	4	2.0	4t	1
6t)	Ninkovich, N.E.	2	3	1.5	3	0
6t)	Campbell, Ariz	2	2	1.0	2	0
6t)	Keisel, Pit.	2	1	0.5	1	0
6t)	Wilber, Dal.	2	1	0.5	1	0
6t)	Wootton, Chi.	2	1	0.5	1	0
6t)	Allen, Jac.	2	0	0.0	0	0
6t)	Bowman, S.F.	2	0	0.0	0	0
6t)	Ebner, N.E.	2	0	0.0	0	0
6t)	D. Edwards, Car.	2	0	0.0	0	0
6t)	Ellerbe, Mia.	2	0	0.0	0	0
6t)	Hayes, St.L	2	0	0.0	0	0
6t)	Houston, K.C.	2	0	0.0	0	0
6t)	Ihedigbo, Bal.	2	0	0.0	0	0
6t)	Ihenacho, Den.	2	0	0.0	0	0
6t)	Jenkins, NY-G	2	0	0.0	0	0
6t)	Moore, Atl.	2	0	0.0	0	0
6t)	Orakpo, Was.	2	0	0.0	0	0
6t)	*Reid, S.F.	2	0	0.0	0	0
6t)	Sensabaugh, Ten.	2	0	0.0	0	0
6t)	Watt, Hou.	2	0	0.0	0	0
6t)	Williams, G.B.	2	0	0.0	0	0
6t)	Young, Det.	2	0	0.0	0	0

Team/Offense Rank (Within League)

Team	BUF	CIN	CLE	DEN	HOU	IND	JAX	KC	MIA	NE	NYJ	OAK	PIT	SD	TEN	ARI	ATL	CAR	CHI	DAL	DET	GB	MIN	NO	NYG	PHI	STL	SF	SEA	TB	WAS		
BAL	29	19	10	18	1	11	15	31	21	27	7	25	23	20	5	22	TYGds/G	12	14	26	8	16	6	3	13	4	28	2	30	24	17	32	9
	29	13	25	2	22	15	30	20	26	11	27	18	19	5	21	TYGds/P	16	14	23	3	7	8	4	10	6	28	1	24	12	9	31	17	
	30	2	18	27t	15	20t	31	20	26	9	6	12	27t	13	14	RYGds/G	23	32	11	16	24	17	7	8	25	29	1	19	3	4	22	5	
	32	14	28	23	20	15	13	31	5	17	9	10	6	29	19	RShAVg	27	24	16	7	8	22	4	2	26	30	1	18	11	12	25	3	
	18	28	8	11	1	15	17	22	24t	20	10	31	24t	4	21	PsyD/G	13	7	29	5	14	3	6	23	2	19	9	27	30	26	32	16	
	30	29	9	27	1	25	16	31	24	28	15	26	18	12	2	14	PasAVg	11	17	20	5	13	8	7	21	4	19	3	22	10	6	32	23
	28	18	24	19	2	25	3	27	1	23	4	31	30	14	8	%HdInt	29	15	16	12	9	20	17	26	6	32	5	11	7	10	13	22	
	20	28	3	17	1	10	5	23	19	30	9	31	24	18	6	12	Sac/PP	16	11	26	4	8	2	21	22	7	14	25	15	29	32	27	13
	24	22t	9t	22t	1	20t	16	31	14	29	2	27t	30	17	3	18	1D/Gm	11t	9t	15	8	13	7	6	19	4	27t	5	26	25	20t	32	11t
	22	30	10	24	2	21	15	32	27	23	16	13	26	14	1	8	4D Eff	22	5	4	7	25	6	9	19	3	30	12	28	18	17	31	11
	22	30	11	19	1	26	28t	20	23t	31	18	32	10	9	2	6	4D Eff	22	21	3	8	5	25	4	14	17	15t	15t	27	7	13	23t	28t
	3	29	15	10	22	19	14	32	6	23	11	16	21	4	25	24	PR AVg	31	20	12	2	5	13	7	1	30	26	27	18	17	9	8	28
	2	29	5	15	6	9	14	3	1	25	12	18	22	21	23	8	KR AVg	31	10	24	16	4	11	30	7	17	27	26	20	19	28	13	32
	13	27	20	25	24	5	14	12	15	1	10	17	4	31	26	28	GPntAV	11	16	3	32	18	8	19	22	7	6	21	9	2	29	23	30
	22	30	14	29	23	12	25	7	15	2	16	24	10	31	13	17	NPntAV	11	6	5	28	20	9	21	18	3	27	8	1	4	19	26	32
	25	22	6t	27	1	31	14t	32	6t	26	3	29	24	16t	12	19	Pts/Gm	16t	20	18	2	5	13	8t	14t	10	28	4	21	11	8t	30	23
	6t	10t	23	24t	1	31	18	8	28	29	6t	10t	32	3	9	20	FG%	21	14t	14t	12	4	27	13	19	30	17	22	5	14t	2	26	24t

Opponent/Defense Rank (Within League)

Team	BUF	CIN	CLE	DEN	HOU	IND	JAX	KC	MIA	NE	NYJ	OAK	PIT	SD	TEN	ARI	ATL	CAR	CHI	DAL	DET	GB	MIN	NO	NYG	PHI	STL	SF	SEA	TB	WAS		
BAL	12	10	3	9	19	7	20	27t	24	21	26	11	22	13	23	14	TYGds/G	6	27t	2	30	32	16	25	31	4	8	29	15	5	1	17	18
	12	6	2	3	16	14	22	23	21	11	17	9	26	13	31	15	TYGds/P	4	29	7	32	30	25	28	24	10	5	20	18	8	1	19	27
	11	28	5	18	7t	23	26	29	22	24	30	3	13	21	12	20	RYGds/G	1	31	2	32	27	6	25	16	19	14	10	9	4	7t	15	17
	5	23	15	8	10	22	25	19	26	18	24	1	11	21	27	17	RShAVg	2	31	12	32	30	20	29	13	28	6	4	3	9	7	16	14
	12	4	5	8	27	3	13	25t	25t	16	18	22	28	9	29	11	PsyD/G	14	21	6	15	30	23	24	31	2	10	32	19	7	1	17	20
	16	3	2	4	17	13	19	26	14	12	11	18	28	10	31	15	PasAVg	6	32	5	27	29	20	25	23	7	8	22	24	9	1	21	30
	12	2	7	23	17	32	16	27	6	10	13	24	31	30	26	21	%HdInt	8	28	5	4	20	19	25	29	22	15	14	18	11	1	3	9
	11	3	14	18t	17	18t	9	30	8	12	7	15	16	27	23	20	Sac/PP	10	25	1	26	32	28	6	24	4	29	31	2	21	5	22	13
	6t	12	3t	20	27	3t	14	28t	10t	17t	26	9	23t	10t	17t	21t	1D/Gm	13	16	2	28t	32	8	23t	30t	1	17t	30t	25	6t	3t	15	21t
	3	14	2	31	16	8	15	27	5	17t	26	13	28	22	20	7	3D Eff	11	32	12	25	29	1	17t	30	9	23	24	19	6	10	21	4
	23t	12t	5	15	2t	9t	20	30t	18t	21	1	11	6t	16	17	27t	4D Eff	9t	27t	4	30t	18t	30t	25	26	6t	2t	12t	22	14	8	23t	29
	17	25	21	20	23	28	31	5	4	22	9	27	24	16	12	3	PR AVg	15	8	19	6	18	10	29	14	7	30	11	1	13	2	26	32
	16	17	18	14	32	28	27	3	22	15	6	11	4	12	24	23	KR AVg	21	25	13	1	7	30	29	31	26	9	19	8	5	20	2	10
	22	18	11	9	23	21	20	4t	28	8	13	16	1	4t	30	17	GPntAV	25	29	19	14	31	12	3	6	26	7	2	32	15	24	10	27
	4	27	17	5	25	24	20	16	6	10	15	13	3	2	31	21	NPntAV	30	22	26	9	12	11	1	7	32	19	18	29	23	8	14	28
	12	20	5t	23	22	24t	9	28	5t	8	10	19	29	14	11	16	Pts/Gm	7	27	2	30t	26	15	24t	32	4	18	17	13	3	1	21	30t
	25	17	10	12t	20	15t	2t	23	5	14	8	21	22	24	2t	9	FG%	4	32	19	28	18	26	6t	27	15t	30	12t	1	6t	29	31	11