

2013 MEDIA GUIDE

JACKSONVILLE JAGUARS







STAND UNITED

STAND UNITED

JACKSONVILLE JAGUARS 2013 SCHEDULE

PRESEASON

Fri.	Aug. 9	7:30 p.m.		Miami Dolphins
Sat.	Aug. 17	7:30 p.m.		at New York Jets
Sat.	Aug. 24	7:30 p.m.		Philadelphia Eagles
Thu.	Aug. 29	7:30 p.m.		at Atlanta Falcons

REGULAR SEASON

Sun.	Sep. 8	1:00 p.m.		Kansas City Chiefs
Sun.	Sep. 15	4:25 p.m.		at Oakland Raiders
Sun.	Sep. 22	4:25 p.m.		at Seattle Seahawks
Sun.	Sep. 29	1:00 p.m.		Indianapolis Colts
Sun.	Oct. 6	1:00 p.m.		at St. Louis Rams
Sun.	Oct. 13	4:05 p.m.		at Denver Broncos
Sun.	Oct. 20	1:00 p.m.		San Diego Chargers
Sun.	Oct. 27	1:00 p.m.		San Francisco 49ers (London)
Sun.	Nov. 3			Bye
Sun.	Nov. 10	1:00 p.m.		at Tennessee Titans
Sun.	Nov. 17	1:00 p.m.		Arizona Cardinals
Sun.	Nov. 24	1:00 p.m.		at Houston Texans
Sun.	Dec. 1	1:00 p.m.		at Cleveland Browns
Thu.	Dec. 5	8:25 p.m.		Houston Texans
Sun.	Dec. 15	1:00 p.m.		Buffalo Bills
Sun.	Dec. 22	1:00 p.m.		Tennessee Titans
Sun.	Dec. 29	1:00 p.m.		at Indianapolis Colts

 EverBank Field

RADIO: WOKV 104.5 FM & 690 AM - ALL TIMES ARE EASTERN
All dates and times are subject to change






TABLE OF CONTENTS



2012 IN REVIEW
 Game Summaries 86
 NFL Standings 85
 Player Participation 94

ALL-TIME RESULTS
 Attendance History 85
 Home-Away Records 102
 Jaguars Record When 134
 Overtime Games 101
 Preseason 95
 Primetime Games 101
 Regular Season 96
 Team-by-Team Series History 98
 vs. AFC South 102
 Won-Loss Records 100

BIOGRAPHIES
 Assistant Coaches 12
 Bradley, Gus 11
 Caldwell, David 8
 Draft Choices 77
 Executives 9
 First-Year Veterans 73
 Football Staff 23
 Khan, Shahid 7
 Lamping, Mark 8
 Player Personnel 20
 Rookie Free Agents 80
 Veteran Players 30

HISTORY
 Coaches (All-Time) 109
 Community Relations 5
 Draft Choices (All-Time) 104
 EverBank Field 158
 Free Agent History 105
 Honors (All-Time) 106
 Jaguars Caravan 160
 Jaguars Foundation 6
 The ROAR & Jaxson De Ville 161
 Jersey Numbers (All-Time) 110
 Last Time It Happened 154
 Leaders (Career) 114
 Leaders (Yearly) 112
 Media Information 163
 Roster (All-Time) 107
 State of the Franchise 159
 Trades (All-Time) 103

MISCELLANEOUS
 100 Yards Rushing and Receiving 72
 Connecting on the Long Ball 41
 Hottest/Coldest Games 85
 Jaguars in the Air 41
 Jaguars Largest Comeback Wins 49
 Jaguars Special Teams Scores 54
 Jaguars vs. NFC Opponents 102
 Regular Season Attendance History 85
 Starting Quarterbacks 40
 Top Home/Road Attendances 75
 Touchdowns in Jaguars History 67
 Undrafted Rookies on Opening Day Roster 83
 NFL Schedule (2013 Weekly) 162
 Broadcast Lineup 156
 Playoff Game Summaries 135
 Preseason Television 156
 Pride of the Jaguars 157
 Pro Bowlers 106
 Pronunciation Guide 60
 Radio Broadcasters 156
 Radio Network 156

RECORDS
 Individual Records 138
 Opponents Records 153
 Team Records 146

Rosters (2013) 84
 Staff Directory 4
 Staff Photos 26
 Statistics (1995-2012) 115
 Year-by-Year Defense 155
 Year-by-Year Offense 155
 Year-by-Year Statistics 155



IMPORTANT DATES

THURSDAY, JULY 25	JAGUARS REPORT TO TRAINING CAMP
FRIDAY, AUGUST 9	FIRST PRESEASON GAME, JAGUARS VS. MIAMI DOLPHINS
TUESDAY, AUGUST 27	ROSTER REDUCED TO 75 PLAYERS
SUNDAY, SEPTEMBER 8	REGULAR-SEASON OPENER, JAGUARS VS. KANSAS CITY CHIEFS
SUNDAY, DECEMBER 29	REGULAR SEASON ENDS, JAGUARS AT INDIANAPOLIS COLTS
SAT. & SUN., JANUARY 4TH & 5TH	WILD CARD WEEKEND
SAT. & SUN., JANUARY 11TH & 12TH	DIVISIONAL PLAYOFFS
SUNDAY, JANUARY 19TH	AFC AND NFC CHAMPIONSHIP GAMES
SUNDAY, JANUARY 26TH	AFC-NFC PRO BOWL IN HONOLULU
SUNDAY, FEBRUARY 2ND, 2014	SUPER BOWL XLVII IN NEW YORK/NEW JERSEY

JACKSONVILLE JAGUARS, LLC
 ONE EVERBANK FIELD DRIVE, JACKSONVILLE, FLA. 32202
 (904) 633-6000 - (904) 633-2000 (TICKETS) - (904) 633-6050 (FAX)
 WWW.JAGUARS.COM

The Jacksonville Jaguars Media Guide was written by
 Dan Edwards, Ryan Robinson and Tad Dickman.
 Editorial assistance provided by Katie Vaughn and JP Shadrick.
 Photography by Rick Wilson.
 Design by Tad Dickman.
 Cover Design by John Cascio.
 Printed by The Hartley Press, Jacksonville, Fla.

Shahid Khan
Mark Lamping
Alisa Abbott

Gus Bradley
Bob Babich
Jedd Fisch
Mike Mallory
Tom Myslinski
Brandon Blaney
Luke Butkus
Mark Duffner
Alex Hampton
Jess Langvardt
Ron Middleton
Terry Richardson
Mike Rutenberg
Frank Scelfo
Cedric Scott
Matthew Smiley
Tony Sorrentino
Jerry Sullivan
DeWayne Walker
Todd Wash
George Yarno
Aaron Whitecotton
Tyler Wolf
ElizaBeth Mayers

David Caldwell
Dana DesJarlais

SCOUTING

Andy Dengler
Kyle O'Brien
Paul Roell
Mark Ellenz
Jason DesJarlais
Jarrod Highberger
Jared Kirksey
Marty Miller
Tim Mingey
Brian Simmons
Chris Polian
Chris Driggers
Kevin Mashack
Antonio Robinson
Leslie Ladd

FOOTBALL OPERATIONS

Tony Khan
Dan Adler
Marcus Pollard
Skip Richardson
Tim Walsh
Zach Beistline
Kirsten Grohs

VIDEO

Mike Perkins
Mike Stoeber
Jeremy Pool
Chris Reier

FOOTBALL LOGISTICS

Hamzah Ahmad
J.K. LaCoste
Brandon Roth

EQUIPMENT

Jimmy Luck
George Pellicer
Kyle Stillwell
Ryan Gowens

ATHLETIC TRAINING

Mike Ryan
Justin Bland
Rod Scott

Dan Edwards
Katie Vaughn

PUBLIC RELATIONS

Ryan Robinson
Tad Dickman

COMMUNITY RELATIONS

Renzo Sheppard

DIGITAL MEDIA

Chris Burdett
John Cascio
Patrick Kavanagh
John Oehser
JP Shadrick

EXECUTIVE

Owner
President
Executive Assistant to the Owner and President

COACHING

Head Coach
Defensive Coordinator
Offensive Coordinator
Special Teams Coordinator
Strength & Conditioning Coordinator
Defensive Assistant
Assistant Offensive Line Coach
Linebackers Coach
Strength Assistant
Strength Assistant
Tight Ends Coach/Assistant
Special Teams Coach
Running Backs Coach
Assistant Defensive Backs Coach
Quarterbacks Coach
Assistant Strength Coach
Assistant Special Teams Coach
Offensive Quality Control Coach
Wide Receivers Coach
Defensive Backs Coach
Defensive Line Coach
Offensive Line Coach
Assistant to the Defense
Assistant to Head Coach
Executive Assistant

PLAYER PERSONNEL

General Manager
Executive Assistant, General Manager

Assistant Director of Player Personnel
Director of College Scouting
Assistant Director of College Scouting
Eastern Regional Scout
College Scout
College Scout
BLESTO Scout
College Scout
College Scout
College Scout
Director of Pro Personnel
Pro Scout
Scouting Assistant
Scouting Assistant
Assistant to Player Personnel

Senior Vice President, Football Technology and Analytics
Director, Football Research
Director, Player Development / Youth Football
Director, Team Security
Director, Football Administration
Football Statistics Assistant
Executive Assistant

Director, Football Technology
Assistant Director, Football Technology
Assistant Video Director
Assistant Video Director

Director, Football Logistics & Facilities
Coordinator of Team Travel
Football Operations Assistant

Head Equipment Manager
Assistant Equipment Manager
Assistant Equipment Manager
Assistant Equipment Manager

Head Athletic Trainer, Physical Therapist
Assistant Athletic Trainer
Assistant Athletic Trainer

COMMUNICATIONS

Senior Vice President, Communications
Executive Assistant, Communications

Director, Public Relations
Communications Coordinator

Community Relations Coordinator

Digital Media Manager
Digital Media Producer
Videographer / Producer
Senior Writer
Reporter / Editor

Megha Parekh
Jessica Jones

INFORMATION TECHNOLOGY

Bruce Swindell
Mike Webb
Jason Dean
Shannon Gray
Chris Yeiter

OFFICE SUPPORT

Leah Bush
Kitty Cash
Kayla Addy
Anthony Ramadas
Lauren McLaughlin
Morgan Smith

Kelly Flanagan
Maureen Brown
Arri Landsman-Roos
Janet Burnside
Brian D'Errico
Brenda O'Dell

Hussain Naqi
Teresa Michael

GUEST SERVICES

Angie Nix
Sarah Tarbett

EVENT OPERATIONS

Kurt Wisenbaugh
Christy Stechman Zynda
Candis Hustus
Jennifer Toy
Carlos Caceres
Clay Greenhaw
Curtis Dvorak
Everett Sullivan

MARKETING

Steve Livingstone
Sarah Alofs
Andrew Mallory
Reshad Brown

Scott Massey
Mike DeMartino
Laura Oakes
Matt Woods
Chris Sutton
Bernie Caniff
T.J. Streit

PARTNER RELATIONS

Nathan Hubbell
Anne Bocuzzi
Nikki Jackson Smith
Joseph Groves
Pate Clarson

Chad Johnson
Jeff Miranda

SALES

Sean Flood
Russell Rendon
David Altman
Theresa Scordo
David Scordo
Colin Adams
Evans Adonis
Shawn Dubrow
Dan Jankoski
Ryan Lohnes
Matt Ryan
Ian Smalls
RJ Redd
Andrew Torrace
Heather Holtzendorf

OPERATIONS

Tim Bishko
Jim Scott
Jon Morici
Tara Crisp
Bryan Kupfer
Joshua Kirshner

Peter Racine
Lisa Sahi-Kiral
T-Neisha Tate

LEGAL AND ADMINISTRATION

Vice President, General Counsel
Paralegal

Vice President, Information Technology
Manager, Network Administration & Systems Security
Help Desk Coordinator
Programmer Analyst
Help Desk Technician

Senior Manager, Human Resources
Office Manager
Payroll & Benefits Specialist
Office Logistics Assistant
Receptionist
Receptionist

FINANCE AND PLANNING

Vice President, Finance & Planning
Manager of Financial Planning and Analytics
Business Planning Analyst
Controller
Assistant Controller
A/P Coordinator

FAN ENGAGEMENT

Senior Vice President, Fan Engagement
Executive Assistant, Corporate Partnership, Fan Engagement & Ticketing

Director, Guest Services
Guest Services Manager

Director, Game Events / Production
Senior Manager, Cheerleading, Promotions & Programs
Coordinator, Promotions & Programs
Events & Entertainment Coordinator
Gameday Producer
Gameday Producer
Mascot Coordinator
Associate Gameday Producer

Senior Manager, Marketing
Manager, Marketing & Analytics
Marketing Coordinator
Graphic Designer

CORPORATE PARTNERSHIPS

Senior Vice President, Corporate Partnerships
Vice President, Corporate Sales
UK Sponsorship Director
Senior Account Executive
Account Executive
Account Executive
Account Executive

Vice President, Partner Relations
Account Manager
Account Manager
Presentation Specialist
Account Coordinator

TICKETING

Senior Vice President, Ticket Sales
CRM & Sales Support Specialist

Director, Ticket Sales
Manager, Ticket Sales
Manager, Premium Seating & Suites
Suites & Premium Seats Coordinator
Account Executive
Sales Executive
Sales Executive
Sales Executive
Sales Executive
Sales Executive
Sales Executive
Sales Executive
Sales Executive
Sales Executive
Service Coordinator

Director, Ticket Operations/Fan Services
Manager of Ticket Operations
Ticket Operations Executive
Fan Services Executive
Fan Services Executive
Fan Services Executive

JAGUARS FOUNDATION

President
Assistant & Grants Manager
Program Coordinator



JAGUARS IN THE COMMUNITY



The Jacksonville Jaguars are committed to giving back and serving the city that has shown incredible support over the years. The Jaguars Community Relations Department acts as an extension of the team to develop and implement resourceful and valuable programs that contribute directly to the Jacksonville-area. In conjunction with the Jaguars Foundation, the duo strives to administer positive changes by assisting at-risk youth and families through a variety of programs and strategic grants. Below is an explanation of a few of the initiatives that the Jaguars have successfully executed in the past year.



NFL PLAY60

As part of the NFL Play60 program, the Jaguars, in partnership with the Jaguars Foundation, Baptist Health and the American Heart Association Jacksonville chapter, support the NFL PLAY60 program in sixth grade classrooms at selected schools as well as through grants to nonprofits. This awareness program includes a unique curriculum supplement designed to incorporate physical activity in classroom lessons and encourage physical activity to children in and after school.

FOOD DRIVE

Since the team's inception in 1995, the Jaguars have organized an annual holiday food drive each fall in conjunction with the Food Bank of North Florida Second Harvest. Jaguars staff, players and coaches' wives along with players, cheerleaders and the team mascot volunteer to support this community-wide effort, which culminates with a food collection on a game day.

GATORADE JUNIOR TRAINING CAMP

The Jacksonville Jaguars Gatorade Junior Training camp is a free, annual, grass roots program which is offered by the Jaguars for elementary school students between the ages of six and 12. This is a program which features educational benefits along with recreational opportunities that put an emphasis on fun for the day rather than winning and testing skills.

HOMETOWN HUDDLE

For more than 30 years the NFL and the United Way have partnered to help build stronger, healthier communities. Whether it's reaching out to disadvantaged youth or feeding the hungry, both are committed to raising public awareness of important social service issues. Each fall, the Jaguars partner with the United Way of Northeast Florida for a hands-on community service project called Hometown Huddle.

HOSPITAL VISITS

Jaguars players regularly make visits to Wolfson Children's Hospital to meet with kids, sign autographs and lift spirits. In 2008, the Jaguars Den was established at Wolfson Children's Hospital. The Jaguars Den is a one-of-a-kind, state-of-the-art room for children at the hospital where areas are designated for group games, pods for semi-private conversations, and individual computer stations. Stations are equipped with a keyboard and other input devices such as drawing tablets, touch pads and joysticks, all on flexible supports that children can easily adjust for their comfort.



JAGUARS/MORGAN STANLEY COMMUNITY LEADER

Since 2001 the Jaguars and Morgan Stanley have partnered for this annual award presented monthly during the NFL season to the Jaguars player who demonstrates exemplary community involvement. Previous winners include Donovin Darius, Wali Rainer, Joe Zelenka, Ernest Wilford, Maurice Williams, Scott Starks, Alvin Pearman, Mike Peterson, Mercedes Lewis and Russell Allen.

JAGUARS READERS

This is a special reading program at local elementary schools supported by Jaguars front office staff since 1997. Staff members volunteer to spend an hour each week at the school where students read some of their favorite books.

JAGUARS ROOKIE CLUB

In June of 2003 the Jaguars established the Rookie Club for all incoming rookies. Its purpose is to assist in the transition from college to the NFL, and to introduce and involve first-year players, as a group, in charitable and civic activities in the Jacksonville community.

MILITARY VISITS

Jaguars players make visits to the local military bases including the Air National Guard 125th Fighter Wing (Air Force National Guard), Mayport Naval Station and NAS JAX. On these visits players sign autographs and are given behind-the-scenes tours to help them gain an appreciation for the service men and women returning or preparing to deploy overseas.

OPERATION BLESSING

Each holiday season Jaguars players join volunteers from Wells Fargo and Winn-Dixie to off-load truckloads of groceries to be bagged and distributed to disadvantaged families in the Jacksonville-area. Since its inception in 1999, more than 29,000 families have been served.





Believing that youth represent the community's future, the Jacksonville Jaguars Foundation is committed to support programs benefiting economically and socially disadvantaged youth, families and other NFL and team charitable initiatives.

FOUNDATION'S GRANT AWARDS TOP \$17 MILLION

Under the leadership of Jaguars owner Shad Khan and his family, the Jaguars Foundation continues to be a national leader in professional sports philanthropy, providing more than \$1 million in grants to local youth-serving nonprofits in 2013 and more than 11,000 charitable tickets with a value of over \$450,000.

The Jaguars Foundation awarded its first grants in March of 1995, well before the team played its first game. Total grant making since 1995 is more than \$17 million. This level of giving is among the top few in professional sports.

IMPACT ON EDUCATION


The Jaguars Foundation and team have adopted **Andrew Jackson High School** as a corporate partner, making a significant investment in the students at the school. With the support of the school staff, other community and corporate partners and the Jaguars, Andrew Jackson High School improved its overall school grade to a "B". The Jaguars Foundation awarded 11 college scholarships to students that successfully completed



the Honor Rows program and also unveiled the 'Jaguars Den' a multi-purpose meeting room for the students, teachers, and staff.

HONOR ROWS

Florida Blue is proud to present the Jacksonville Jaguars Foundation's Honor Rows. This unique program uses seats at Jaguars home games as incentives for youth ages 9 to 17 to set and achieve ambitious but realistic goals in the areas of academic improvement, personal behavior, volunteer community service, nutrition and physical fitness. Honor Rows youth also pledge to remain free from illegal drugs, alcohol and tobacco.



At the game, participants receive a meal, hat, Honor Rows t-shirt and special recognition by the team owners and fans. Nearly 5,000 seats will be awarded in 2013 in partnership with 44 nonprofit agencies. Since, 1995, more than 45,000 youth have earned their seat. The **United Way of Northeast Florida** mobilizes game-day volunteers who ensure the overall safety and enjoyment of the participants.

In addition to the Honor Rows, the Jaguars Foundation awards seats to other charitable organizations. In total, nearly 11,800 seats are allocated each season for charitable purposes with an in-kind value exceeding \$430,000.



SUPPORT FOR OUR MILITARY

The NFL and the Jaguars have had a long history of strong support for our troops and their families. Since the inaugural season in 1995, the Jaguars, in partnership with the **Greater Jacksonville USO**, have made available more than 1,000 tickets to active military at a reduced price for every home game.

HONORING OUR TROOPS

The largest block of donated tickets for active military families is in the Foundation's "HONORING OUR TROOPS" section. In partnership with the Greater Jacksonville USO, area U.S. Navy bases, other military branches and guard/reserve units, the Foundation provides more than 100 tickets each home game to local families with children who have a parent on deployment. Complimentary bus transportation, t-shirts and Jag Dollars for meals or souvenirs for the kids are provided.



HONORING OUR TROOPS

SUPPORT FOR VETERANS RETURNING HOME

The Khan family and the Jaguars have made a \$1 million commitment over five years to the **City of Jacksonville** to support transition services for veterans returning to civilian life in Jacksonville.

NFL/JAGUARS PLAY 60 CHALLENGE




In partnership with **Wolfson Children's Hospital**, the Jaguars Foundation offers opportunities to increase youth fitness activities and improve nutrition, as part of the NFL's Play 60 Challenge. More than 3,000 6th

grade students in area schools participate along with hundreds of youth in community non-profits through programs that help youth become more active and improve healthy eating habits. More than \$850,000 in fitness and nutrition grants have been made by Wolfson Children's Hospital and the Jaguars Foundation to schools and nonprofit organizations.



THE PLAYERS
Center for Child Health

JAGS TEEN TALK...GAME PLAN FOR SUCCESS



JAGS Teen Talk...Game Plan for Success is a unique partnership with **Florida Blue**, local media, including all of the local television networks, and nonprofit organizations that helps teens focus on setting and achieving their goals to success and dealing with issues such as cyber-bullying, teen pregnancy, HIV/AIDS and other sexually transmitted diseases, drugs, alcohol, tobacco and other obstacles they may encounter on their path to success. Local media and the Foundation collaborate to produce an annual prime time television show.

The 2013 show featured **Jaguars Linebacker Russell Allen and Shenette Howard from the ROAR of the Jaguars Cheerleaders** as co-hosts, and a special guest appearance by **Head Coach Gus Bradley**. The show and other information can be accessed year-round at: jagsteentalk.jacksonville.com created in partnership with The Florida Times-Union and jacksonville.com.

AWARDS AND RECOGNITION

In 2013, The Jaguars and Jaguars Foundation were named the **Business Partner of the Year** by **St. John's County Public Schools**. In 2011, the Jaguars Foundation received the **HOPE Worldwide Faith in Action** Award. In 2010, the Jaguars Foundation was recognized by the Girls Scouts at the **Association of Fundraising Professionals-Florida First Coast Chapter**. The Jaguars Foundation was the proud recipient of the 2006 **Steve Patterson Sports Philanthropy Award** from **The Robert Wood Johnson Foundation** and the **Sports Philanthropy Project** for outstanding leadership in philanthropy in professional sports, both for the Foundation's work in Jacksonville and its leadership in guiding other professional teams in the development of grant making and other programs in their local markets. The Foundation's Straight Talk program received the 2005 **Wilmer Shields Rich Bronze Award for Excellence in Communications** by the **Council on Foundations**. In 2003, the Jaguars Foundation was named **Jacksonville's Outstanding Foundation** by the **Association of Fundraising Professionals-Florida First Coast Chapter**; and also received the **Governor's Community Investment Award** in recognition of its juvenile justice crime and youth violence prevention programs for youth. Other awards include: **Florida Department of Education's Commissioner's Business Recognition Award** (2001); **Bridge Builder Award** (1997); **WTLV-12 Top of the Class Award** (1996) for Playbooks; **Governor's Community Investment Award** (1996) for Honor Rows, and **Grantmakers in Health Award** (1996 and 1995).

FOUNDATION BOARD

Shahid Khan, Chair/CEO; Mark Lamping, Secretary/Treasurer; Ann Khan and Peter Racine, Foundation President (ex officio).

COMMUNITY ADVISORY BOARD

The Honorable Brian Davis, Circuit Court Judge, Nassau County; Pamela Y. Paul, Community Volunteer; Melanie Patz, Vice President of Community Impact, United Way of Northeast Florida; Nina Waters, President, The Community Foundation; and Lawrence J. DuBow, Community Volunteer.

HONOR ROWS VOLUNTEER COMMITTEE

Keri Corey, Richard Feacher, Noah Hendersen, Sarah Howard, J. Greg Hurst, William Keator, Renzo Sheppard, Kenneth Reddick, and Matthew Schellenberg.

FOUNDATION STAFF

Peter M. Racine, President; Lisa Sahi-Kiral, Administrative Assistant & Grants Manager; T-Neisha Tate, Program Coordinator; and Whitney Hochstetler, UNF Honors Program Intern.

Jacksonville Jaguars Foundation
One EverBank Field Drive
Jacksonville, FL 32202
633-5437 • 633-5683 (fax)
www.jaguars.com/foundation



OWNER



On January 4, 2012, Shahid Khan became the owner of the Jacksonville Jaguars. His dream of owning an NFL team had become reality on December 14, 2011, in a unanimous 32-0 vote by NFL owners in support of his purchase of the franchise.

A magnate in the automotive parts industry, Khan was familiar with Jacksonville long before purchasing the team. Jacksonville's port at one time was the United States' largest for automobile shipments, and Khan's fledgling business brought him to Jacksonville's Blount Island terminal to install his patented bumpers on the import vehicles.

Khan's passion for the National Football League also took root long before his entry into the league. His dream of one day owning an NFL team began while watching games with his fraternity brothers in the basement of the Beta Theta Pi house as a student at the University of Illinois. Through the success of his own business, his dream came true 40 years later.

Khan is president and owner of Flex-N-Gate Corporation, the 14th-largest North American automotive supplier, which employs over 16,000 people at 52 manufacturing and nine product development and engineering facilities throughout Canada, the United States, Mexico, Argentina, Brazil and Spain. Flex-N-Gate's products include interior and exterior plastics, lighting systems, mechanical assemblies, metal structural body components, and exterior metal parts.

Khan's history with Flex-N-Gate started in 1970, when he began working at the company while he was an engineering student at the University of Illinois, Urbana-Champaign. A naturalized U.S. citizen, Mr. Khan came from his native Pakistan in 1967 at the age of 16 to attend college. When he graduated in 1971, with a B.S. in industrial engineering, he became Flex-N-Gate's engineering manager. In 1978, Khan left Flex-N-Gate and with \$13,000 in savings and a \$50,000 loan from the Small Business Loan Corporation, he created the start-up Bumper Works, which revolutionized the industry through an innovative one-piece bumper design—a lightweight, continuous piece of metal with no seams to rust or corrode. His innovative design is still considered the industry standard for all seamless steel bumpers worldwide.

Bumper Works embodied two of Mr. Khan's many strengths—a deep understanding of design and a strong entrepreneurial streak. When Flex-N-Gate came on the market two short years later, Khan purchased his former employer and brought Bumper Works into the fold. During the decade that followed, Flex-N-Gate transitioned from an aftermarket parts producer to an Original Equipment Manufacturer (OEM). Needing to expand his client base, Khan made sales calls for over five years to all the Japanese auto manufacturers, who, at the time, were more open to new ideas and working with smaller suppliers. This dogged determination resulted in Flex-N-Gate acquiring contracts for all the Japanese-produced trucks imported into the U.S. By the late 1980s Toyota had selected the Bumper Works facility to be the first American parts supplier to receive Toyota's lean manufacturing training—an event Khan identifies as having a profound effect on Flex-N-Gate's ability to grow and prosper.

Widely recognized for his vision, acumen and leadership, Khan has grown Flex-N-Gate both horizontally and vertically through integration of processes and commodities. From the company's modest beginning with only the ability to stamp and weld the bumper shell, Flex-N-Gate has continually expanded to bring all the necessary processes in-house. This carefully planned expansion reduced costs and improved control, consistently making Flex-N-Gate more competitive in the industry. By leveraging what he learned working directly with automotive customers, Khan grew the company by purchasing other OEM facilities, expanding into different commodity types and broadening his client base.

Today, Flex-N-Gate has a global footprint reaching from Canada to Argentina and from the United States into Europe and Asia. The company's clients include all of the major automotive manufacturers in North America, Japan and Europe. In 2007 Mr. Khan received the Minority Business Leadership Award from the National Minority Supplier Development Council and Automotive News ranked Flex-N-Gate the 14th largest North American automotive supplier for 2010. When asked about Flex-N-Gate's remarkable success, Khan is quick to humbly note that he is proof that the American dream is still alive and attainable. In addition to success in the automotive arena, Khan has expanded on his interests in biofuels and structural engineering. With Bio-Alternative, LLC, Khan has brought together a team of industry leaders around the philosophy of bio-diesel being an efficient, affordable, and sustainable energy alternative that

should be widely and easily accessible. From refinery construction and catalyst sales, to site planning and business consultation, Bio-Alternative continually engages in extensive and ongoing research and development initiatives that ensure the company is always taking the next step in energy to provide customers with the tools necessary to maximize the benefits and values of biodiesel.

Shad Khan's deep interest in developing engineering solutions to global infrastructure problems led him to start Smart Structures, which advances the technology of bridge monitoring, also known as structural health monitoring (SHM). The primary objective of a successful SHM program is to save or defer money for a bridge owner by using technology to assist in their bridge maintenance programs. Smart Structures has emerged as a technical leader in providing cost-effective bridge management packages.

Since early 2012 Shad and Ann Khan have focused their philanthropic giving in the Jacksonville community through the Jaguars Foundation. Through the Foundation they provided more than \$1,000,000 in grants in 2012 to children's and family programs, as well as other NFL and team-related initiatives. The Foundation has also donated more than 11,000 charitable tickets with an in-kind value of nearly \$500,000. The Khans' charitable initiatives include a \$1 million commitment to the City of Jacksonville as a partner in the Mayor's initiative to military service members transitioning back to civilian life. The Khans also made a six-figure challenge matching grant to the North Florida Boy Scouts, contributions to fund Play 60 grants, in partnership with Baptist Health, and grants to support community improvements. Khan also supported the One Spark event in Jacksonville in April of this year with a \$1 million pledge to support creativity and innovation.

Mr. Khan has served as an active member on many University of Illinois boards, including the Engineering Board of Visitors; Department of Mechanical and Industrial Engineering Alumni Board; MechSE Extern Program; University of Illinois Foundation Board of Directors; and the Presidents Council, and was inducted into the Engineering at Illinois Hall of Fame in 2010. Mr. Khan is the current president of the Chief Executives Organization, a global community of the top 2,000 leaders in the business, government, and non-profit sectors.

Along with his wife, fellow University of Illinois alum Ann Carlson Khan, the Khans' gifts to the University of Illinois have enriched the university and community through donations to the Krannert Center for the Performing Arts, the University Library; the College of Business; and the College of Applied Health Sciences, where they have funded five endowed Khan Professorships and the Khan Annex—a 24,000 square foot facility with state-of-the-art laboratories, instructional, and professional collaboration spaces. The Khan Outdoor Tennis Complex on the University of Illinois campus will hosted the 2013 NCAA Men's and Women's Tennis Championships.

In 2007 the Khan Foundation was formed to expand research in the Applied Health Sciences, with Mrs. Khan serving as the foundation's president. Since its inception, the Foundation has given out more than five million dollars in grants nationwide—to libraries; organizations such as Crisis Nursery and the YMCA; and to UCLA for pediatric non-embryonic stem cell research. In 2011 Mr. Khan became a Lincoln Laureate, the state's highest award for achievement given by the Lincoln Academy of Illinois, for his philanthropic work in the state.

Mr. Khan shares his passion for the American dream with his family. The Khans have passed on their commitment to work and service to their two grown children, Shanna and Tony Khan. Tony is the Jaguars' senior vice president, football technology and analytics.





Mark Lamping was named president of the Jacksonville Jaguars on February 13, 2012. A veteran of more than 20 years as an executive in professional sports, Lamping became the Jaguars' first president since the end of the 1996 season. His career highlights include 13 years as a marketing executive with Anheuser-Busch, 14 seasons as president of Major League Baseball's St. Louis Cardinals and four years as CEO of New Meadowlands Stadium Company where he oversaw the construction and operation of MetLife Stadium. The New York Giants' 2012 Super Bowl victory enabled Lamping to become one of the few sports executives to have received both a Super Bowl ring and World Series Championship ring. Lamping earned his World Series ring as president of the St. Louis Cardinals following their 2006 championship season.

As president Lamping oversees all business operations for the Jaguars. Since arriving in Jacksonville he has directed a restructuring of the Jaguars front office, along with multiple initiatives designed to engage with fans, improve the in-stadium experience, increase ticket sales and grow business opportunities locally, regionally and internationally. In 2012 the Jaguars improved from 28th to 20th in the NFL in ticket sales. Beginning in 2013 and continuing through the 2016 season, the Jaguars will play one regular season home game each year at London's Wembley Stadium. Lamping current serves on the NFL Stadium Security and Fan Conduct Committee.

Lamping previously served as president and CEO of the New Meadowlands Stadium Company, LLC beginning on April 1, 2008. The New Meadowlands Stadium Company is the joint venture formed between the New York Giants and the New York Jets to develop the new \$1.6 billion stadium in East Rutherford, NJ. Lamping was responsible for managing the construction and operation of MetLife Stadium, which opened in April 2010 and is the only NFL stadium which is the home of two NFL teams. In addition to the minimum of 20 NFL games that are played each season, the stadium hosts events ranging from college football to international soccer tournaments to major concerts and more. In addition to numerous awards, in both 2010 and 2011, Billboard magazine named MetLife Stadium as the highest grossing stadium in North America. Lamping also helped lead the successful bid to host the 2014 Super Bowl. The 2014 Super Bowl will be the first Super Bowl played in an open air stadium in a cold weather city.

Prior to joining the New Meadowlands Stadium Company, Lamping was the president of the St. Louis Cardinals from September 1, 1994 until March 31, 2008. In addition to the club's 1996, 2000, 2001, 2002 and 2005 Central Division titles and 2004 National League Championship, the Cardinals earned their 10th World Championship in 2006. In 1999 and again in 2003, the Cardinals were honored by United Sports Fans of America as Major League Baseball's Fan Friendly Team for their superior efforts to make a day at the ballpark more affordable and enjoyable. In addition to managing the club's business and facility operations, Lamping led the Cardinals' new ballpark initiative. On April 10, 2006, Opening Day, the Cardinals officially dedicated the new privately financed ballpark, Busch Stadium. The perfect ending to the inaugural season at new Busch Stadium was the Cardinals winning their 10th World Championship.

From 1989 to 1994 Lamping served as Anheuser-Busch's group director of sports marketing. In that position, he managed the company's TV and radio sports production division and all domestic and international sports marketing activities for Anheuser-Busch's beer brands, including sponsorship agreements with the Olympics, FIFA World Cup and all major professional sports, including Major League Baseball, the National Football League, the National Hockey League and the National Basketball Association.

Lamping joined Anheuser-Busch in 1981 in the company's Corporate Planning Executive Development Program. He then served in a variety of positions including district sales manager in Southern Illinois and Central Iowa, senior brand manager for new products and director of sales operations before being named group director of sports marketing in 1989.

Lamping currently serves on the boards of directors of the Jacksonville Chamber of Commerce, Jacksonville Civic Council, the Ronald McDonald House Charities of Jacksonville, Inc., and the American Heart Association. While in St. Louis, Lamping was involved in a variety of charitable organizations, including board of directors, Habitat for Humanity and St. Louis Cardinals Community Fund; chairperson of the Make-A-Wish Foundation Golf Classic in 1997, 1998, and 1999; chairman of the St. Louis Archdiocese Catholic Charities 2000 and 2001 Christmas Appeal, and he also served as a chairperson for Pope John

Paul's 1999 visit to St. Louis.

In 1998, Lamping was honored as Man of the Year by the St. Louis chapter of Sudden Infant Death Syndrome Resources and received the James O'Flynn Award from St. Patrick's Center in recognition of his work to help the homeless in the St. Louis area. In addition Lamping was the recipient of the Catholic Youth Council 2000 Community Achievement Award and the 2001 Marianist Youth Medal in recognition of his support of youth throughout the St. Louis area. Big Brothers and Big Sisters of St. Louis honored Lamping with its 2001 Legacy Award. In 2006 Lamping was presented the Gateway Leadership Award from the International Leadership Network. Lamping has been inducted into the Vianney High School Hall of Fame and was named 2000 Alumnus of the Year for outstanding achievement by Rockhurst University.

A St. Louis native, Lamping holds a Bachelor of Science degree in accounting from Rockhurst University in Kansas City, Missouri and a master's degree in business administration from Saint Louis University. Mark and his wife Cheryl have three children; Brian, Lauren, and Timothy.



David Caldwell was named general manager of the Jaguars on January 8, 2013. A veteran of 17 years in the NFL, Caldwell spent the past five seasons (2008-12) with the Atlanta Falcons. Previously with the Carolina Panthers and Indianapolis Colts, Caldwell has been with teams that went to the playoffs in 13 of his 17 NFL seasons in Carolina, Indianapolis and Atlanta.

Caldwell, 39, served the 2012 season as the Falcons director of player personnel where he was responsible for both college and pro scouting efforts under Falcons General Manager Thomas Dimitroff. Caldwell spent his first four seasons with the Falcons as the director of college scouting overseeing Atlanta's college area and regional scouts. His primary role was evaluating the hundreds of draft-eligible college players on an annual basis.

In Caldwell's five seasons in Atlanta, the Falcons advanced to the postseason four times and were the only NFC team to post five consecutive winning seasons. The Falcons had a 56-24 regular season record in Caldwell's tenure. Several of the players responsible for the Falcons' success were drafted during Caldwell's time including wide receiver Harry Douglas (3rd round, 2008), DE Kroy Biermann (5th round, 2008), linebacker Sean Weatherspoon (1st round, 2010), wide receiver Julio Jones (1st round, 2011) and running back Jacquizz Rogers (5th round, 2011). Eight rookies from the five draft classes started on opening day in 2012, and 20 out of 38 picks have started at least one game.

Prior to joining the Falcons, Caldwell spent 10 seasons (1998-2007) with the Indianapolis Colts under General Manager Bill Polian, helping to build a roster that claimed a victory in Super Bowl XLI and consisted of multiple Pro Bowl players drafted by the club. Caldwell was the western regional scout in his final two seasons with the Colts where he covered major college football conferences, including the Pac-10, Big 10 and Big 12. He joined the Colts in 1998 as an area scout and remained in that role for seven seasons, covering the Midwest and West Coast regions.

In 1996, Caldwell broke into the NFL with the Carolina Panthers as a scouting assistant where he spent two seasons. He served as the liaison between the college scouting director and multiple area scouts while focusing on draft preparations.

Caldwell graduated with a bachelor's degree in finance/business administration in 1996 from John Carroll University where he was a two-year letterman at outside linebacker and played from 1992-96. A native of Buffalo, New York, he and his wife, Joelle, have a son, David Michael II.

YOUNGEST GENERAL MANAGERS IN THE NFL (as of July 1, 2013)		
GENERAL MANAGER	TEAM	AGE (BIRTHDATE)
Howie Roseman	Philadelphia	38 (June 23, 1975)
DAVID CALDWELL	JACKSONVILLE	39 (February 14, 1974)
Tom Telesco	San Diego	40 (December 12, 1972)
Steve Keim	Arizona	40 (September 8, 1972)
Ryan Grigson	Indianapolis	41 (February 23, 1972)



DAN EDWARDS

SENIOR VICE PRESIDENT, COMMUNICATIONS

Dan Edwards, the Jaguars' senior vice president, communications, marks his 30th season in the NFL and his 20th year with the Jaguars in 2013. He is responsible for overseeing all aspects of the Jaguars' communications division, which includes media relations, community relations, digital media and broadcasting.

Joining the Jaguars on May 4, 1994 from the Pittsburgh Steelers, Edwards had ten previous seasons of NFL experience with the Steelers, the Miami Dolphins and the league office. He was promoted to vice president in 2003, when the Jaguars' community relations and Internet content departments were added to his responsibilities. He is one of eight Jaguars staff members who have been with the franchise since its first year in 1994.

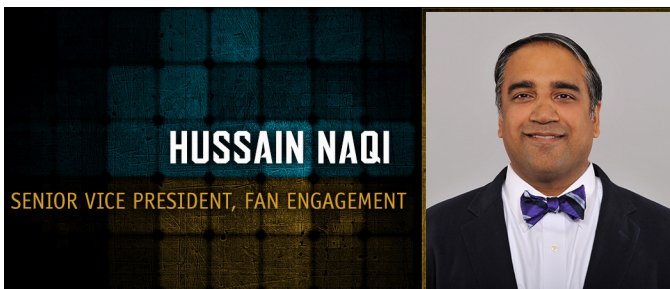
Edwards received a scholarship from NFL Charities in 1984 and began his NFL career that year as a public relations intern in the NFL office in New York. He spent the 1984 football season working in publicity for the Miami Dolphins, who played in Super Bowl XIX that year, before joining the Steelers in 1985.

During Edwards' nine years with the Steelers, the last seven as public relations director (1987-93), the team's public relations staff received the 1991 Pete Rozelle Award from the Pro Football Writers of America. Edwards has worked with the NFL staff at 23 Super Bowls in addition to the 1990 Pro Bowl.

Prior to entering the NFL, Edwards worked in professional baseball as an administrative assistant with the Eugene (Ore.) Emeralds, a single-A affiliate of the Cincinnati Reds. He played football and baseball for Montgomery College (Md.) before transferring to the University of Oregon.

Edwards received his undergraduate degree in business administration with a major in management from the University of Oregon in 1981, and a master's degree in sports administration/facility management from Ohio University in 1984. In 2004 he attended the NFL-Stanford Program for Managers at Stanford University, and for the past six years has served as an adjunct professor in sport communication at the University of North Florida.

Edwards serves on the board of directors of Big Brothers Big Sisters of Northeast Florida and is a member of the Leadership Jacksonville class of 2009. He and his wife Tricia have four children: sons Christian and Preston and daughters Danielle and Victoria.



HUSSAIN NAQI

SENIOR VICE PRESIDENT, FAN ENGAGEMENT

Hussain Naqi was named Senior Vice President, Fan Engagement on February 11, 2013. In this new role, he is responsible for the Jaguars' marketing and branding efforts, including consumer research, television and radio rights strategy, advertising, brand management, and oversight of the new logo and branding rollout. With the Jaguars committing to play one home game in each of the next four years at Wembley Stadium in London, Naqi has also been tasked with overseeing the Jaguars' fan development and marketing efforts in the UK.

These new responsibilities are in addition to his existing responsibilities which encompass overseeing the Jaguars' game day experience, including the game day lines of business, game presentation, fan engagement activities, guest services and security.

Naqi arrived in Jacksonville following four years with the New Meadowlands Stadium Company in East Rutherford, N.J., where he served as Vice President of Business Planning and General Counsel at MetLife Stadium, the home of the New York Jets and New York Giants.

Naqi began his career in the sports industry in 1997 with the law firm of Covington and Burling in Washington, D.C., which led to a four-year stint with the National Football League, working in the league's Management Council. After leaving the NFL in 2002, Naqi was named Assistant Director of Enforcement for the NCAA.

Naqi attended Cornell University, earning his bachelor's degree in Industrial and Labor Relations in 1997. In 2003, he returned to school to complete a joint Juris Doctor and Masters of Business Administration degree at Northwestern University. While at Northwestern's Kellogg School of Management, he developed a continuing education program for current and former NFL players to equip them with basic business skills during and after their playing careers. Upon graduation, Naqi joined the Executive Development Program with Major League Baseball and the New York Mets, serving two years in that capacity.

He is a member of the New York State Bar.



SCOTT MASSEY

SENIOR VICE PRESIDENT, CORPORATE PARTNERSHIPS

Scott Massey joined the Jaguars organization in May 2012 as Senior Vice President of Corporate Partnerships. In this role, Massey heads up the sales team responsible for securing new corporate partners, as well as the service team who ensures existing partners receive significant value for their investment with the Jaguars.

Prior to the Jaguars, Massey spent nine years at the PGA TOUR as Vice President of Business Development/Title Sponsor Relations, where he managed more than 15 of the TOUR's title sponsor relationships, ranging from automotive to financial and insurance services to consumer products and others. Prior to this role, Massey managed several of the PGA TOUR's largest Official Marketing Partnerships.

Prior to joining the PGA TOUR, Massey held sales and marketing roles with several sports related companies including International Management Group (IMG), golfweb.com and Quokka Sports.

Massey grew up in Boulder, CO and is a graduate of the University of Colorado, earning his bachelor's degree in finance in 1987. He and his wife Nancy have two sons, Hanks (16) and Davis (14).



CHAD JOHNSON

SENIOR VICE PRESIDENT, TICKET SALES

Chad Johnson joined the Jacksonville Jaguars as Vice President, Sales in May of 2012. He was promoted to his current position in February 2013. Chad is responsible for the sales in all ticketing areas, including suites, premium seating, season tickets, and group and single game tickets. He also oversees the teams tickets service and operations departments.

Prior to joining the Jaguars, Johnson worked for the Miami Marlins as Senior Director, New Ballpark Sales. During his time with the Marlins he was responsible for the sales of premium seating, luxury suites and season tickets, and group ticket packages for the Marlins' new ballpark which opened in 2012.

Prior to joining the Marlins, Johnson served as Senior Vice President, Sales and Marketing for Sunrise Sports & Entertainment and the Florida Panthers Hockey Club. In that role he oversaw all ticket sales and service operations for all the entities associated with Sunrise Sports & Entertainment and the Florida Panthers, including suite sales and premium seating, as well as the club's marketing and broadcasting efforts.

Johnson joined Sunrise Sports & Entertainment in October of 2003 as Vice President of Sales & Service, before being promoted in April of 2005.

Prior to joining Sunrise Sports & Entertainment Johnson spent five years with the Tampa Bay Lightning as Director of Sales.

Johnson, who is originally from Chicago, graduated from Augustana College in Rock Island, Illinois. He made Jacksonville his home in July of 2012. He has one daughter, Victoria.



Megha Parekh was named the Jaguars' vice president and general counsel on February 11, 2013. Parekh worked for Proskauer since November 2009 as part of the firm's sports group, which represents the National Football League, National Hockey League, Major League Soccer, the National Basketball Association and Major League Baseball, and has also represented the ATP and WTA tours, the New York Yankees, Philadelphia Eagles and the New York Jets, among many other sports and related entities. While at Proskauer, Parekh also worked on a variety of matters, including public and private company acquisitions, and equity and debt financings.

Parekh was named in December 2012 to Forbes Magazine's 30 Under 30 Sports List, which honored the country's top sports athletes and executives under the age of 30 who "represent the entrepreneurial, creative and intellectual best of their generation." Parekh is the only lawyer in private practice recognized by the Forbes list, which also included U.S. Olympic gold medalist Gabrielle Douglas, Pittsburgh Penguins center Sidney Crosby, Washington Redskins quarterback Robert Griffin III and Miami Heat forward LeBron James.

Ms. Parekh was recognized for her work on two major sports M&A transactions: representing Jimmy Haslam, chairman of Pilot Flying J, and certain members of his family in connection with the purchase of the Cleveland Browns football franchise and advising Crane Capital Group in the purchase of the Houston Astros baseball team.

Ms. Parekh joined Proskauer in 2009 after graduating magna cum laude from Harvard Law School and Harvard College, where she was a sports writer for The Harvard Crimson and served as an intern for baseball's Boston Red Sox.

Parekh serves on the board of directors of Women in Sports and Events.



Kelly Flanagan was named the Jaguars' vice president of finance and planning on April 1, 2013 after joining the organization in 2012. Flanagan, who grew up locally and is a graduate of the Episcopal School of Jacksonville.

Flanagan is responsible for leading the team's financial planning and analysis efforts. She will continue to have responsibilities that include business planning and, quantitative and analytical support of key revenue initiatives including ticket sales, corporate partnerships and in-stadium spending.

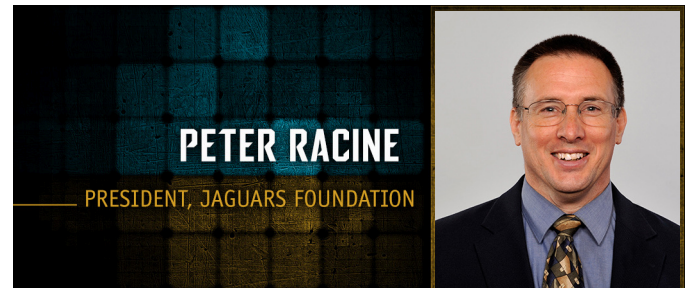
Before returning to the First Coast, Flanagan was part of Mark Lamping's executive team at the New Meadowlands Stadium, now MetLife Stadium, home to the New York Giants and New York Jets of the National Football League. Flanagan served in the finance department, ultimately being named controller and lead stadium finance representative to the Giants and Jets.

Prior to MetLife Stadium, Flanagan obtained her C.P.A. license while working within the Entertainment & Media practice of PricewaterhouseCoopers in New York City, where she consulted for both public and private sports and entertainment clients.

Flanagan is active within the local community and has served as a volunteer at THE PLAYERS Championship in Ponte Vedra Beach, FL since 2001.

Flanagan grew up locally and is a graduate of the Episcopal School of Jacksonville.

Flanagan holds a Master of Sports Management degree from Columbia University in New York City and a bachelor's degree in Accounting as well as an M.B.A. from the Ervin K. Haub School of Business at Saint Joseph's University in Philadelphia.



Peter Racine oversees grant making and other charitable initiatives of the Jaguars Foundation, the philanthropic arm of the team. The Foundation's mission is to support programs benefiting youth, families, our military and veterans community, and other NFL and team charitable initiatives.

Racine began his career in nonprofit work as a college volunteer at Covenant House's homeless and runaway youth shelter in New York City and went on to help begin Covenant House's programs in Houston, Texas and Toronto, Canada. From 1987 to 1992, he and his spouse Kelly established Covenant House's programs for street children in Honduras, Central America where he served as Executive Director. He was featured on Dateline-NBC for his work with young glue addicts and in Time Magazine for work on behalf of minors exploited by prostitution rings. Prior to joining the Jaguars Foundation in September of 2000, Racine was Executive Director of the Northeast Florida Exchange Club Center for the Prevention of Child Abuse.

Racine has been a partner in various national and international initiatives, including The Community Partnership for Protecting Children with the Edna McConnell Clark Foundation; Early Childhood Violence Prevention Project with the U. S. Centers for Disease Control and Prevention; Outreach to Urban Street Children with the European Economic Community; the Sports Philanthropy Project with The Robert Wood Johnson Foundation; and currently with the Local Initiatives Support Corporation (LISC)-Jacksonville's EPIC neighborhood revitalization initiative with The Community Foundation, Jessie Ball duPont Fund and the City of Jacksonville.


Racine received his B.A. at Rutgers University in New Jersey, and his M.T.S. at Catholic Theological Union in Chicago. He, his spouse Kelly and daughter Miriam reside in Jacksonville.

JACKSONVILLE JAGUARS





HEAD COACH GUS BRADLEY



Gus Bradley was named the fifth head coach in Jacksonville Jaguars history on January 17, 2013. Bradley has 23 years of coaching experience including seven seasons in the NFL.

Bradley, 47, spent the last four seasons (2009-12) with the Seattle Seahawks as defensive coordinator and played an important role in the club advancing to the postseason twice. The Seahawks posted an 11-5 mark in 2012, the third-best in franchise history, and advanced to the divisional round of the playoffs.

Bradley developed the Seattle defense into one of the NFL's top units during his tenure. The Seahawks ranked sixth in the NFL in total defense (319.2 yards per game) since 2011, third in points per game (17.5), fifth in takeaways (62), first in opponents passer rating (73.2) and fifth in interceptions (40).

Under Bradley's direction in 2012, the Seahawks led the NFL by allowing a franchise-record low 15.3 points per game despite playing with the third-youngest (25 years, 195 days) defensive starting unit in the league. The Seahawks allowed a franchise-low 306.2 yards per game which ranked fourth in the NFL, finishing 10th against the run (103.1) and sixth against the pass (203.1). In addition, the unit was sixth in yards per play (5.06), fifth in takeaways (31), sixth in plays of 20-plus yards allowed (50), third in passer rating (71.8) and fifth in yards per pass play (6.20). The Seahawks finished with a plus-13 turnover differential thanks in part to 14 takeaways in the last four games.

Bradley was responsible for the development of two rookies who played key roles for the Seahawks in defensive end Bruce Irvin and linebacker Bobby Wagner. Irvin, the 15th overall pick of the draft, led all rookies with eight sacks while Wagner (2nd round) ranked second among rookies in tackles with 140, and fourth with three interceptions. Safety Earl Thomas was voted to his second consecutive Pro Bowl. Second-year cornerback Richard Sherman earned first-team Associated Press All-Pro honors after leading the team and tying for second in the NFL with eight interceptions. Defensive end Chris Clemons excelled under Bradley's tutelage, posting 33.5 sacks in 48 games including a career-high 11.5 in 2012.

In 2011, Bradley's defensive unit ranked ninth in the NFL, allowing 332.2 yards per game, finishing in the top-10 for only the sixth time in the club's 36-year history and for the first time since 1997. Nine of his 11 regulars started at least 14 games on a squad that ranked the second-youngest in the NFL (26 years, 59 days). Seattle ranked in the top-10 in multiple categories, including second in fewest touchdowns allowed in the second half (11), third in second half points allowed (119), fourth in opponent yards per rush attempt (3.79), fifth in turnover differential (+8), fifth in most takeaways (31) and seventh in points allowed per game (19.7).

Bradley's group sent three players to the 2012 Pro Bowl, with Thomas voted as a starter. He was joined in Hawaii by fellow secondary mates, safety Kam Chancellor and cornerback Brandon Browner.

In Bradley's first year as defensive coordinator, the Seahawks posted two shut-outs at home, the first time since 1986 they accomplished that feat.

Bradley joined Seattle after spending three years (2006-08) with the Tampa Bay Buccaneers under defensive coordinator Monte Kiffin, serving the last two as linebackers coach after joining the Bucs in 2006 as their defensive quality control coach. Derrick Brooks earned Pro Bowl appearances in 2007 and 2008 under Bradley's guidance.

Prior to Tampa Bay, Bradley spent 10 seasons (1996-2005) as an assistant coach at his alma mater, North Dakota State, including six as the assistant head coach (2000-05). He also served as defensive coordinator for the Bison from 1997-2002, and again in 2005. Under Bradley's guidance, North Dakota State's defense led the Great West Football Conference in scoring defense (13.7 points per game), pass defense (150.3 yards), total defense (272.4) and turnover margin (+1) in 2005.

Bradley was the head coach at Fort Lewis College for four months (December 1995 - March 1996) and was defensive coordinator/linebackers coach at Fort Lewis for four seasons (1992-1995). Prior to Fort Lewis, he was a graduate assistant coach at NDSU for two seasons (1990-1991).

Bradley played collegiately at North Dakota State (1984-1988), where he was a free safety and punter, a four-time academic All-North Central Conference selection and a valuable member of the 1988 national championship football team.

He earned his bachelor's degrees in business administration (1989) and physical education (1990) from North Dakota State as well as a master's degree in athletic administration from NDSU in 1992.

Bradley and his wife, Michaela, have four children, Carter, Anna, Eli and Ella.

BRADLEY'S COACHING CAREER

1990-91	North Dakota State	Graduate Assistant
1992-95	Fort Lewis College	Defensive Coordinator/Linebackers
1996	North Dakota State	Linebackers Coach
1997-99	North Dakota State	Defensive Coordinator/Linebackers
2000-02	North Dakota State	Asst. Head Coach/Defensive Coordinator/LBs
2003-04	North Dakota State	Asst. Head Coach/Linebackers
2005	North Dakota State	Asst. Head Coach/Defensive Coordinator/LBs
2006	Tampa Bay Buccaneers	Defensive Quality Control
2007-08	Tampa Bay Buccaneers	Linebackers Coach
2009-12	Seattle Seahawks	Defensive Coordinator
2013	JACKSONVILLE JAGUARS	HEAD COACH



WHERE HE RANKS

Under the direction of **Gus Bradley**, the Seattle Seahawks defense ranked among the NFL's best over the past two seasons.

Here's a look at how the Seahawks ranked among the NFC and NFL over the last two years (2011-12):

	NFC	NFL
Yards per game (319.2)	2nd	6th
Rushing yards per game	5th	9th
Passing yards per game (211.5)	1st	5th
Points per game (17.5)	2nd	3rd
Third down conversion rate (36.5 pct.)	6th	12th
Most sacks (69)	13th	22nd
Takeaways (62)	4th	5th
Fewest touchdowns (58)	2nd	3rd
Fewest rushing touchdowns (18)	3rd	T-6th
Fewest passing touchdowns (33)	1st	2nd
Completion percentage (58.8)	4th	9th
Interceptions (40)	4th	5th
Yards per attempt (6.55)	3rd	5th
Passer rating (73.2)	1st	1st
Passes of 25-plus yards (51)	4th	T-7th
Average per rush (4.1)	3rd	11th
Rushes of 10-plus yards (88)	4th	8th



JEDD FISCH

OFFENSIVE COORDINATOR

Jedd Fisch was named offensive coordinator for the Jaguars on January 19, 2013. Fisch has 16 years of coaching experience including nine seasons in the NFL. He has been mentored by two-time college football champion and Seattle Seahawks head coach Pete Carroll, two-time Super Bowl champion and Washington Redskins head coach Mike Shanahan, Super Bowl champion and former Baltimore Ravens head coach Brian Billick as well as national champion and South Carolina head coach Steve Spurrier.

Fisch, 36, spent the last two seasons (2011-12) at the University of Miami as offensive coordinator/quarterbacks coach. In 2012 the Hurricanes scored more than 40 points six times, averaged 31.4 points per game and 440.2 yards per game. Under Fisch's direction in 2012, quarterback Stephen Morris as a first-year starter threw for a career-high 3,345 passing yards and set a single-season total offense record with 3,415 yards. Morris threw 21 touchdown passes with just seven interceptions, and he set an ACC record with 566 passing yards against North Carolina State. In his first season, Fisch tutored quarterback Jacory Harris who solidified himself as one of the best signal callers in Miami and ACC history. Harris finished with a single-season school record 65.0 completion percentage while throwing for 20 touchdowns and only nine interceptions. Harris concluded his career in 2011 with a career-best 150.6 quarterback efficiency rating. Miami's offense averaged 26.5 points per game and amassed 4,533 yards of total offense in 2011.

Prior to joining Miami, Fisch served as quarterbacks coach at Seattle in 2010 where he worked with Jaguars head coach Gus Bradley and three-time Pro Bowler Matt Hasselbeck. Fisch joined the Seahawks after serving the 2009 season as the offensive coordinator/quarterbacks coach at the University of Minnesota where he helped the team to the Insight Bowl. At Minnesota Fisch coached Adam Weber, who ranks third in Big 10 history with 10,917 career passing yards.

In 2008, Fisch was wide receivers coach at Denver under Shanahan where he tutored Pro Bowl wideout Brandon Marshall to a then career-high 104 receptions for 1,265 yards and six touchdowns. Marshall ranked third in the NFL in receptions and seventh in yards. Fisch also played a role in Eddie Royal producing one of the most productive rookie seasons in NFL history with 91 catches for 980 yards and five touchdowns.

Prior to joining the Broncos, Fisch spent four seasons in Baltimore (2004-07). He was the Ravens' assistant quarterbacks coach in 2007 after serving as the assistant quarterbacks/wide receivers coach from 2005-06 and offensive assistant in 2004. In 2006, the Ravens posted a 13-3 record and won the AFC North. Steve McNair received Pro Bowl honors after setting a franchise-record for completion percentage (64.0) and Derrick Mason (68) and Mark Clayton (67) formed one of only four wideout tandems in the AFC that featured two players with at least 65 receptions.

A native of Livingston, New Jersey, Fisch began his NFL coaching career with the Houston Texans where he served three seasons (2001-03) as an assistant to head coach Dom Capers.

A 1998 graduate of the University of Florida with a bachelor's degree in criminology, Fisch served two seasons (1999-2000) as a graduate assistant under Spurrier while obtaining a master's degree in sports management. During those two seasons, the Gators advanced to the Citrus (1999) and Sugar Bowls (2000) in addition to winning the SEC championship in 2000.

Fisch began his coaching career as defensive coordinator at P.K. Yonge High School in Gainesville, Florida and also spent one season as the wide receivers/quality control coach for the New Jersey Red Dogs of the Arena Football League. He and his wife, Amber, have three daughters, Zaylee, Ashlee and Kendall.

COACHING BACKGROUND: P.K. Yonge High School 1997-98, New Jersey Red Dogs 1998, Florida 1999-2000, Houston Texans 2001-03, Baltimore Ravens 2004-07, Denver Broncos 2008, Minnesota 2009, Seattle Seahawks 2010, Miami (Fla.) 2011-12, Jacksonville Jaguars 2013



BOB BABICH

DEFENSIVE COORDINATOR

Now in his 30th year of coaching, Bob Babich was named defensive coordinator for the Jaguars on January 19, 2013. Babich's experience includes 10 seasons in the NFL as an assistant and six as a head coach on the collegiate level.

Babich spent the past nine seasons (2004-12) with the Chicago Bears where he served six years as linebackers coach and three as defensive coordinator under head coach Lovie Smith. The Bears won three NFC North titles and advanced to the postseason three times. Babich was initially hired as linebackers coach in his first season and added the title of assistant head coach for the 2006 season in which the Bears advanced to the Super Bowl for the first time in 21 years. He was promoted to defensive coordinator in 2007, a title he held for three seasons. He served as the club's linebackers coach for his final three seasons.

In Babich's nine years with Chicago, the Bears linebacker corps was arguably the most productive in the NFL with Lance Briggs (7) and Brian Urlacher (4) combining to make 11 Pro Bowls. Urlacher was named the 2005 NFL Defensive Player of the Year, and in 2007 he became just the third player in franchise history to record five sacks and five interceptions in a single season. Briggs is one of four Bears linebackers to be selected to seven straight Pro Bowls joining Hall of Famers Mike Singletary, Dick Butkus and Bill George. Either Urlacher or Briggs led the Bears in tackles in each of Babich's nine seasons with the team, Briggs in 2004 (168), 2008 (136), 2009 (147), 2011 (147) and 2012 (128) and Urlacher in 2005 (171), 2006 (185), 2007 (158) and 2010 (146).

Babich began his NFL coaching career in 2003 with the St. Louis Rams as linebackers coach. The Rams improved from 22nd to first in the NFL with 46 takeaways, including a NFL-high 22 fumble recoveries. The Rams ranked fourth in the NFL in sacks in 2003, up from seventh in 2002.

Prior to entering the NFL coaching ranks, Babich spent 19 years as a college coach of which the final six were as a head coach. Babich served six seasons as head coach at North Dakota State University (1997-2002) where Jaguars head coach Gus Bradley served as assistant under him. Babich amassed a 46-22 career mark by posting five winning seasons with two NCAA Division II playoff appearances. The Bison were 9-2 in the regular season in his first year in 1997 and 12-1 in 2000, reaching the national semifinals before losing to the eventual national champion Delta State. Babich's son, Bobby, played for his dad as a freshman at NDSU.

A native of Aliquippa, Pennsylvania, Babich began his career as a graduate assistant at his alma mater, Tulsa, from 1984-87 and later returned in 1991 for one season as a volunteer assistant coach/offensive line. He spent two seasons as an assistant at Wisconsin, one as an assistant offensive line coach (1988) and one as tight ends coach (1989). He coached linebackers at Bowling Green (1991) and East Carolina (1992-93) before spending three seasons at Pittsburgh in the same capacity from 1994-96.

Babich played two seasons at Mesa Community College before transferring to the University of Tulsa for his final two seasons. He and his wife, Nancy, have one son, Bobby, one daughter, Janie, daughter in law, Lacey, son-in-law Cameron, granddaughter Lainey Marie and CharlieJane, and grandson, Bray.

COACHING BACKGROUND: Tulsa 1984-1987, 1990, Wisconsin 1988-89, Bowling Green 1991, East Carolina 1992-93, Pittsburgh 1994-96, North Dakota State 1997-2002 (head coach), St. Louis Rams 2003, Chicago Bears 2004-12, Jacksonville Jaguars 2013



COACHING STAFF



MIKE MALLORY

SPECIAL TEAMS COORDINATOR

Mike Mallory was named special teams coordinator for the Jaguars on January 21, 2013. Mallory has 27 years of coaching experience including 22 years at the collegiate level. He previously spent five seasons (2008-12) with the New Orleans Saints, four as assistant special teams coach and one season as assistant secondary coach.

From 2008-10 and in 2012, Mallory worked solely with the Saints special teams. He assisted in the development of kicker Garrett Hartley and punter Thomas Morstead. Hartley has converted 84.5 percent of his field goals since entering the NFL in 2008. Morstead, a 2009 fifth-round draft pick, has a 47.1-yard career average on 64 punts with a 40.3 net. He ranked second in the NFL in 2012 with a career-best 50.1-yard average and 43.2-yard net average.

As assistant secondary coach in 2011, Mallory helped tutor a unit where safeties Roman Harper (116) and Malcolm Jenkins (97) ranked among the team's top two leaders in tackles, while Harper's 7.5 sacks were a team-high and the second-highest total by an NFL defensive back since sacks were recognized as an official statistic in 1982. Cornerback Jabari Greer posted a career-high 83 tackles and 23 passes defended, while Patrick Robinson led the club with four interceptions in his second season.

Mallory spent the 2007 season at Louisville where he served as secondary coach. He served as linebackers coach at Kansas in 2006 after five seasons (2001-05) as an assistant at Illinois including his final two seasons as defensive coordinator/linebackers coach. He was promoted to linebackers in 2003 after spending his previous two years working with the safeties.

Mallory began his coaching career at Indiana from 1986-87 and also had stints at Kent State (1988-90), Eastern Illinois (1991-92), Rhode Island (1993-95), Northern Illinois (1996-99) and Maryland (2000). He had a standout career as a linebacker at Michigan, twice earning All-Big Ten honors and was a two-year captain. He was a finalist for the 1985 Butkus Award, given to the nation's premier linebacker. During his collegiate career, he played in four bowl games and graduated with a bachelor's degree in sports administration.

A native of Bowling Green, Ohio, Mallory is from a distinguished football family. He is the son of Bill Mallory, who has served as a head coach at Indiana, Colorado, Northern Illinois and Miami University (Ohio). Mike's youngest brother, Curt, is currently the secondary coach at the University of Michigan, and brother, Doug, is the defensive coordinator/assistant head coach at Indiana University.

Mallory and his wife, Kim, have a daughter, Kathryn, and a son, William.

COACHING BACKGROUND: Indiana 1986-87, Kent State 1988-90, Eastern Illinois 1991-92, Rhode Island 1993-95, Northern Illinois 1996-1999, Maryland 2000, Illinois 2001-05, Kansas 2006, Louisville 2007, New Orleans Saints 2008-12, Jacksonville Jaguars 2013



TOM MYSLINSKI

STRENGTH AND CONDITIONING COORDINATOR

Tom Myslinski was named head of strength and conditioning for the Jaguars on January 27, 2012. Myslinski played nine seasons as an offensive lineman in the NFL and spent three seasons as strength and conditioning coach for the Cleveland Browns.

Myslinski spent two seasons on the collegiate level, serving as strength and conditioning coach for football at North Carolina in 2011 and Memphis in 2010. He was responsible for planning and designing the interior of a \$3 million, 13,000-square-foot weight room at Memphis. Myslinski was instrumental in maintaining a 92 and 88 percent start rate throughout the last two seasons.

A native of Rome, New York, Myslinski previously served three seasons (2007-09) with the Browns as the head strength and conditioning coach. He was the club's assistant strength and conditioning coach in 2004 and also worked for the Browns on a part-time basis in 2003. He spent two seasons (2005-06) as head strength and conditioning coach at Robert Morris.

A fourth-round draft pick of Dallas in 1992, Myslinski played in 60 games with 25 starts including stints with Washington (1992), Buffalo (1993), Chicago (1993-94), Jacksonville (1995), Pittsburgh (1996-97, 2000), Indianapolis (1998) and Dallas (1999).

While playing in the NFL, Myslinski served as a volunteer assistant strength and conditioning coach at the University of Pittsburgh from 1998-2001, working primarily with offensive and defensive linemen. Prior to his stint at Pittsburgh he spent 1996 as the volunteer strength and conditioning coach at the University of North Florida, where he managed all aspects of physical and mental development with the school's student-athletes. He also has served as a martial arts consultant to numerous collegiate athletic programs.

Myslinski developed and patented the "Tunch Punch Ladder" hand agility pad and has trained under offensive line guru Tunch Ilkin, who is the developer of the Tunch Punch system, which is used extensively by offensive line coaches throughout the NFL. He has published peer-reviewed research in the Journal of Strength and Conditioning Research on the development of strength and power using heavy chains and bands in addition to weights.

Myslinski is registered and certified by the National Strength and Conditioning Association (NSCA) and serves on the organization's Coaching Performance Committee and Human Performance Center Committee.

Myslinski earned all-conference honors at the University of Tennessee and earned eight varsity letters including four in football and four in track and field. He started at guard for back-to-back SEC championship teams (1989-90) and was also a member of the Volunteers' 1991 NCAA Champion track and field team. He earned a Bachelor of Science degree in kinesiology in 1992 and was a two-time Academic All-SEC member. He later earned his master's degree from the University of Pittsburgh in exercise physiology. Myslinski and his wife, Amy, have three children: Thomas, Emily and Michael.

COACHING BACKGROUND: Cleveland Browns 2003-04, 2007-09, Robert Morris 2005-06, Memphis 2010, North Carolina 2011, Jacksonville Jaguars 2012-13.



BRANDON BLANEY

DEFENSIVE ASSISTANT

Brandon Blaney is in his third season on the Jaguars coaching staff. He spent the 2011 season as the defensive quality control coach and was named defensive assistant coach on Jan. 18, 2012. Blaney, a veteran of 15 seasons coaching at the collegiate level, previously spent eight years on the coaching staff at the University of Kansas.

During his eight seasons at Kansas, Blaney served as recruiting coordinator as well as assistant offensive line coach and tight ends coach under head coach Mark Mangino. One of his players, tight end Derek Fine, was a fourth-round draft choice of the Buffalo Bills in 2008. As recruiting coordinator Blaney led and organized all recruiting efforts across the country.

Prior to his stint at Kansas, Blaney, 36, was on the staffs of two college teams that won national championships. He served four years (1995-98) at Youngstown State, his alma mater, which won the NCAA Division I-AA national championship in 1997. Blaney then coached at Oklahoma (1999-2000), which went undefeated and won the national championship in 2000 under head coach Bob Stoops. In 2001 Blaney served as a graduate assistant under head coach Jim Tressel at Ohio State.

Blaney attended Youngstown State and graduated in 1999 with a degree in education. He, his wife Sarah and their son Max live in Jacksonville.

COACHING BACKGROUND: Youngstown State 1995-98, Oklahoma 1999-2000, Ohio State 2001, Kansas 2002-09, Jacksonville Jaguars 2011-13.



Luke Butkus is in his first season as the Jaguars assistant offensive line coach after joining the staff on January 28, 2013. Now in his sixth NFL season as a coach, Butkus spent two seasons with the Seattle Seahawks where he was on the same staff with Jaguars head coach Gus Bradley.

Butkus spent the 2012 season as offensive line coach at his alma mater, Illinois. He was hired as part of Tim Beckman's first staff at Illinois.

Prior to returning to his alma mater, Butkus spent five seasons working in the NFL, the last two with the Seahawks under head coach Pete Carroll as quality control assistant working with the offensive line. He worked as an offensive assistant/assistant offensive line coach with the Chicago Bears under head coach Lovie Smith from 2007-09.

Butkus began his coaching career as a graduate assistant at the University of Oregon from 2005-06, helping the Ducks to appearances in the 2005 Holiday Bowl and the 2006 Las Vegas Bowl.

A three-year starting center at Illinois from 1999-2001, Butkus was a third-team All-America selection by the Associated Press in 2001 and was a two-time All-Big Ten selection in 2000 and 2001. He helped the Illini to a Big Ten title and an appearance in the Sugar Bowl in 2001, anchoring an offensive line that paved the way for then-school records in total points, points per game and sacks allowed.

Butkus was signed by the Chicago Bears as a rookie free agent in 2002 and spent most of the season on the San Diego Chargers' practice squad. He played two seasons in NFL Europe, for the Rhein Fire in 2003 and the Cologne Centurions in 2004, before moving into the coaching ranks.

A graduate of Bloom Township High School in suburban Chicago, Butkus is a nephew of NFL Hall of Fame linebacker Dick Butkus, who played with the Bears from 1965-73. Luke's cousin, Mark Butkus, lettered at Illinois from 1980-83, while his brother, Josh, also graduated from Illinois.

Butkus and his wife, Nici, have two sons, Benjamin and Byron.

COACHING BACKGROUND: Oregon 2005-06, Chicago Bears 2007-09, Seattle Seahawks 2010-11, Illinois 2012, Jacksonville Jaguars 2013



A veteran of 38 years in coaching, Mark Duffner has served the past seven seasons as the linebackers coach for the Jacksonville Jaguars. Duffner joined the Jacksonville staff in 2006 following three seasons in the same capacity for the Green Bay Packers. Duffner just completed his 16th season of coaching in the NFL, and he previously served 22 years coaching on the college level including 11 seasons as a head coach.

Duffner was tasked with teaching two new starting linebackers for the Jaguars in 2012, with two of the previous year's starters missing, and the results were impressive. Russell Allen was groomed as a first-time full-time starter alongside veteran Paul Posluszny, and Kyle Bosworth and rookie Julian Stanford combined for 11 starts opposite Allen. Posluszny broke the franchise single-season record with a career-high 231 tackles, adding three interceptions and two sacks, and Allen posted a career-best 201 tackles while starting all 16 games for the first time. It marked the first time in Jaguars history that two players made 200 or more tackles, and to date three of the franchise's top four seasons in terms of individual tackles were made by Duffner-coached linebackers. Daryl Smith, the team's all-time leading tackler, played in only the final two games of the 2012 season because of injury.

While with the Packers, Duffner helped develop 2003 first-round draft pick Nick Barnett. Green Bay's defense finished the 2005 season as the seventh-ranked defense in the NFL (1st against the pass) and Barnett set the team record with 194 tackles and became the first Packer to lead the team in tackles for three consecutive seasons. In 2004 the Packers defense led the NFL in red zone defense, allowing only five conversions in 21 third-down attempts.

Duffner entered the NFL coaching ranks with the Cincinnati Bengals, where he spent six seasons as linebackers coach (1997-2000) and defensive coordinator (2001-02). In 2001 the Bengals defense allowed the unit's fewest points since 1989 and fewest yards per game since 1983. In addition, the defense set a franchise single-season record for sacks that year with 48.

Prior to joining the Bengals staff, Duffner was head coach at the University of Maryland from 1992-96. He posted a 20-35 overall record that included an 11-11 mark over his final two seasons, the school's best two-season record since 1984-85. Duffner helped the Terps achieve their first national ranking in nine years when the club ranked as high as No. 17 in 1995. In addition to the success on the field, Duffner improved Maryland's player graduation rate, with three classes in a row ranking among the nation's best (1994-96).

Duffner also served as head coach at The College of Holy Cross (1986-91) where he compiled a 60-5-1 mark that included two 11-0 seasons (1987, 1991) during his six years. He was named national coach of the year five times while at Holy Cross and 'New England Coach of the Year' five times, and his 1987 Holy Cross team was ranked No. 1 in the nation in Division I-AA by the Associated Press. Duffner initially served as defensive coordinator at the school from 1981-1985. He was inducted into the College of the Holy Cross Athletic Hall of Fame in May of 2008.

Duffner's coaching career began as a graduate assistant under Woody Hayes at Ohio State (1975-76) where he earned a master's degree before serving as defensive coordinator at the University of Cincinnati (1977-80). Duffner played defensive line at William & Mary (1972-74) and was later inducted into the school's Hall of Fame in 1990. He and his wife, Kathy, have three children, daughters Christina and Carolyn and son John.

COACHING BACKGROUND: Ohio State 1975-76, Cincinnati 1977-80, Holy Cross, 1981-91 (head coach 1986-91), Maryland (head coach) 1992-96, Cincinnati Bengals 1997-2002, Green Bay Packers 2003-05, Jacksonville Jaguars 2006-13



Alex Hampton is in his first season with the Jaguars as a strength assistant under Strength and Conditioning Coordinator Tom Myslinski. Hampton spent the 2012 Season with the Florida State University Football team, where he assisted the director of sport sciences.

In 2011 Hampton served as the Strength and Conditioning intern for the Victorian Institute of Sport in Australia. Additionally Hampton has previously served as the sports science and strength and conditioning intern for the Richmond Football Club in the Australian Football League from 2010-2011. His primary duties included GPS analysis, monitoring hydration, assisting in rehabilitation programs and directing cross-training sessions.

Hampton graduated from Deakin University, Melbourne, Australia in 2011 with a Bachelor of Exercise and Sport Science and a Bachelor of Commerce with a major in Sport Management.



COACHING STAFF



JESS LANGVARDT
STRENGTH ASSISTANT

Jess Langvardt is in his first season on the Jaguars coaching staff as strength assistant working under Head of Strength and Conditioning Tom Myslinski. Langvardt spent the 2012 season with Tulane as assistant strength and conditioning coach.

Langvardt previously served as head strength and conditioning coach at his alma mater, Sterling College, from January to July in 2012, and he spent the 2011 season as an intern with the Indianapolis Colts.

Prior to working with the Colts, Langvardt earned his master's degree from the University of Memphis where he coached from January 2009 to July 2011. His main responsibilities were assisting with football under three different football strength coaches including Myslinski while also working directly with softball and men's and women's golf.

Langvardt was a four-year letterman in football and baseball at Sterling College and earned his bachelor's degree in exercise science while also getting his teacher's certification. He played three years for the Wichita Wild Professional Indoor football team. He served as an assistant coach for two seasons (2005-06) at his alma mater following graduation.

Langvardt and his wife, Jessie, reside in Jacksonville.



RON MIDDLETON
TIGHT ENDS /
ASSISTANT SPECIAL TEAMS COACH

A 10-year NFL veteran as a player, Ron Middleton was named tight ends/assistant special teams coach for the Jaguars on February 7, 2013. Middleton has spent the last five years (2008-12) at Duke, serving as associate head coach and special teams coordinator while also coaching the tight ends.

Under Middleton's guidance, kicker Ross Martin and punter Will Monday received first-team Freshman All-America honors in 2012. Martin set a school single-season record with 106 points while Monday led the ACC with a 44.6-yard average. The tight end duo of Issac Blakeney and David Reeves, both playing for the first time in their careers, combined for 50 receptions for 412 yards and four touchdowns.

Duke tight end Cooper Helfet twice earned honorable mention All-ACC honors in 2010 and 2011. In two seasons at Duke, Helfet caught 77 passes for 775 yards and six touchdowns. Kicker Will Snyderwine was a first team All-American selection in 2010 after connecting on a single-season record 21 field goals.

In the three-year span from 2010-12, the Blue Devils recovered an ACC-best eight outside kicks while ranking among the top four in kickoff coverage all three seasons. In addition, Duke was second in the ACC in punt return average in 2012 and scored two touchdowns.

Prior to joining the Blue Devils, Middleton spent one season (2007) on the staff at Alabama where he coached the tight ends and the special teams units. Under Middleton's direction, Alabama kicker Leigh Tiffin totaled 111 points with a school single-season record 25 field goals. In addition, Javier Arenas ranked among the SEC's top 10 leaders in both kickoff and punt return average while tight end Nick Walker caught 23 passes for 204 yards and two touchdowns.

The Atmore, Alabama native served three seasons (2004-06) as an assistant coach with the Tampa Bay Buccaneers under head coach Jon Gruden. Middleton coached the tight ends and assisted with special teams and helped Tampa Bay to the 2005 NFC South Division championship. He was a member of the Buccaneers' training camp coaching staff in 2003 as a part of the NFL's Minority Coaching Fellowship Program, and was selected by Gruden in 2006 to attend

the NFL's Coaches Career Development Symposium.

Middleton spent five seasons (1999-2003) on the coaching staff at Mississippi where he worked with the tight ends for three seasons and running backs for two campaigns along with serving as the special teams coordinator. The Rebels played in four bowl games during Middleton's tenure. Kicker Jonathan Nichols, who set 15 school records, earned All-SEC honors and captured the Lou Groza Award as the nation's top placekicker in 2003. In 2003, Nichols connected on 24 of 28 field goals and hit all 45 of his PATs en route a school single-season record 117 points. In Middleton's final season, punter Cody Ridgeway garnered second-team All-SEC accolades while the Rebels led the SEC in net punting, kickoff returns and field goals.

Middleton began his coaching career at Troy from 1997-98 where he worked with the tight ends, offensive tackles and assisted with special teams. He also spent time in private business, serving as vice president of American Communications.

A four-year letterwinner at tight end for Auburn from 1982-85, Middleton helped the Tigers to a four-year ledger of 37-12 with four bowl games that produced three victories. In 1983, Auburn posted an 11-1 record, won the SEC title and defeated Michigan, 9-7, in the Sugar Bowl. Middleton earned a degree in pre-law/history from Auburn in 1988 and later received a master's degree in sports and fitness management from Troy in 1998.

Middleton's NFL playing career spanned 10 seasons with five different teams. After signing with Atlanta as a rookie free agent, he spent two seasons (1986-87) with the Falcons before joining the Washington Redskins for the 1988 campaign. Following one season (1989) with the Cleveland Browns, Middleton returned to the Redskins for four seasons that included a win over Buffalo in Super Bowl XXVI. He finished his career with the Los Angeles Rams (1994) and the San Diego Chargers (1995).

Middleton has three children: Desmond, Ron II and Zaria.

COACHING BACKGROUND: Troy 1997-98, Mississippi 1999-2003, Tampa Bay Buccaneers 2004-06, Alabama 2007, Duke 2008-12, Jacksonville Jaguars 2013



TERRY RICHARDSON
RUNNING BACKS COACH

Terry Richardson is in his first season as the Jaguars running backs coach after being named to the post on February 7, 2013. A veteran of 14 years coaching experience on the collegiate level, Richardson previously served as the University of Miami's running backs coach and Florida recruiting coordinator from 2011-12.

Under Richardson's guidance at Miami, Duke Johnson and Lamar Miller registered two of the best seasons in the school's history by a running back. Johnson was named Freshman All-America in 2012 after rushing for a school freshman-record 947 yards and 10 touchdowns while earning Walter Camp All-America honors as a kick returner. He was named the 2012 ACC Rookie of the Year.

In 2011, Richardson coached Miller who finished with 1,272 rushing yards, the third-most in school history behind Willis McGahee (1,753) and Edgerrin James (1,416). Miller became only the eighth player in school history to surpass the 1,000-yard mark in a season had seven games with 100-plus rushing yards.

Prior to joining Miami, Richardson spent 12 seasons at Connecticut as running backs coach. Richardson groomed Jordan Todman who was named the 2010 BIG EAST Offensive Player of the Year after he ranked second in the country with 143.1 rushing yards per game. He earned second-team All-America honors from the Walter Camp Foundation. The Huskies ranked 31st in the nation in 2010 with 179.9 rushing yards per game. Richardson was a nominee for the 2010 Broyles Award, given to the nation's top college football assistant coaches.

In 2009, Richardson worked with two 1,000-yard rushers in Todman and All-BIG EAST second-team selection Andre Dixon. UCONN was just one of three NCAA FBS schools to boast a pair of 1,000-yard rushers. The 2008 season saw running back Donald Brown become the nation's leading rusher as he was named the BIG EAST Offensive Player of the Year and a first-team All-America pick by the Sporting News. He became the school's first NFL first-round draft pick in 2009 as he was selected by the Indianapolis Colts.

A native of Broward (Fla.) County, Richardson was a four-year letterwinner at running back for Syracuse and wore the fabled uniform number 44. The coveted jersey is awarded to only exceptional Orange rushers, including Jim Brown and 1961 Heisman Trophy winner Ernie Davis. Richardson led the team in rushing as a senior in 1993 and helped the Orange to three bowl berths during his career. Richardson signed a free agent contract with the Cincinnati Bengals in 1994 and also spent time with the Philadelphia Eagles (1995), Kansas City Chiefs (1996) and Pittsburgh Steelers (1996-97). In 1998 he returned to his high school, Northeast, in Oakland Park, Fla., as offensive coordinator and running backs coach to start his career.

COACHING BACKGROUND: Connecticut 1999-2010, Miami 2011-13, Jacksonville Jaguars 2013



MIKE RUTENBERG

ASSISTANT DEFENSIVE BACKS COACH

Mike Rutenberg was named assistant defensive backs coach for the Jaguars on February 7, 2013. Rutenberg spent the last four seasons (2009-12) at New Mexico State where he coached the team's defensive backs. Jaguars defensive backs coach DeWayne Walker was the team's head coach during Rutenberg's tenure.

In 2012 Rutenberg served as defensive backs coach and added the responsibility of pass game coordinator. In 2011 he guided the group to nine interceptions and 32 passes defensed. Defensive back Jonte Green was a second-team All-WAC selection, while safety Donyae Coleman earned first-team honors. Coleman led the Aggies with 133 tackles and posted a team-high six interceptions which led the conference and tied for seventh in the nation.

Under Rutenberg's tutelage in 2010, defensive back Davon House earned first team all-WAC honors for the second straight season after leading the team with two interceptions. He was also named to the 2011 Senior Bowl and was drafted by the Green Bay Packers in the fourth round of the 2011 NFL Draft.

In 2009, Rutenberg shared secondary coaching duties with R. Todd Littlejohn but focused on the team's safeties. Safety Stephon Hatchett ranked third on the team in tackles with 98, including one interception and eight passes defensed. The Aggie defensive backfield ranked No. 36 in the nation, giving up just 202.9 yards passing per game.

Prior to joining the New Mexico State staff, Rutenberg spent three years (2006-08) at UCLA where he was the Bruins' defensive graduate assistant and assistant to Walker, the school's then defensive coordinator. Rutenberg was in charge of playbook administration, as well as opponent, and self scout breakdown of the Bruins. He also assisted with the defensive game plan each week and ran the scout team offense during practice. In 2007, he worked with a unit that ranked 29th nationally in total defense and helped recruit a top 10 class.

Rutenber served as the assistant to Washington Redskins head coach Joe Gibbs from 2004-05, dealing with the day-to-day football operations and administrative coaching assignments including daily football schedule and calendar, practice schedules and meeting presentations. He also worked with Gibbs on team and opponent statistical research projects. He served as a player personnel intern in 2003 and assistant for the Redskins where he maintained the pro and college computer scouting systems and pro and college draft boards.

Rutenber, born Oct. 29, 1981, received his bachelor's degree in hospitality management with a concentration in law from Cornell in 2003.

COACHING BACKGROUND: Washington Redskins 2003-05, UCLA 2006-08, New Mexico State 2009-12, Jacksonville Jaguars 2013



FRANK SCELFO

QUARTERBACKS COACH

A veteran of 30 years in coaching, Frank Scelfo is in his first season in the NFL after being named quarterbacks coach for the Jaguars on January 24, 2013.

Scelfo recently spent two seasons (2010-11) as quarterbacks coach for the University of Arizona where he tutored Eagles 2012 third-round pick Nick Foles. Foles finished his college career as the school's all-time leader in passing yards (10,011), touchdowns (67), attempts (1,369) and completions (933). As a senior in 2011, Foles threw for a school single-season-record 4,334 yards and 28 touchdowns while also setting school marks for attempts (560) and completions (387).

In 2010, Scelfo worked with Foles, Matt Scott and Bryson Beirne. Foles earned honorable-mention All-Pac 10 honors after throwing for 3,191 yard and 20 touchdowns. Scott engineered two victories as the starter and Beirne appeared in three games with a 221.4 pass efficiency rating. The Wildcats averaged 307 passing yards per game, one yard shy of the school single-season best, plus checked in with a combined 68 percent completion rate and 25 scoring throws.

Prior to joining Arizona, Scelfo spent three seasons (2007-09) as offensive coordinator and quarterbacks coach at Louisiana Tech. In 2008, Scelfo directed the Bulldogs offense to a win in the Independence Bowl, the school's first bowl victory in three decades. The team ranked 27th nationally in rushing, with Daniel Porter leading the way with 1,164 yards. The Bulldogs had six games of 30 or more points and Scelfo mentored a sophomore quarterback, Ross Jenkins, as a first-time starter. Porter became Louisiana Tech's all-time rusher with 3,352 yards.

Scelfo entered the collegiate coaching ranks at Tulane where he spent 11 seasons (1996-2006) including the last eight seasons as offensive coordinator. He coached tight ends and was recruiting coordinator for the Green Wave in his first three seasons from 1996-98. With Scelfo on the staff, the Green Wave were ranked nationally in the top 30 in passing five times including the third-most passing yards in 2000. In 1998 the club finished with a 12-0 record, one of only two Division I-A undefeated teams, and a win in the Liberty Bowl.

During his tenure at Tulane, Scelfo tutored four quarterbacks that went on to the NFL in Patrick Ramsey, J.P. Losman, Lester Ricard and Shaun King. Each of the players finished their careers ranked in the top five in school history in career passing yards. A total of eight Tulane offensive players were selected in the NFL Draft during Scelfo's tenure.

The Abbeville, Louisiana native produced Tulane's all-time passing leader (Ramsey), all-time rushing and all-purpose yardage leader (Mewelde Moore), all-time touchdown receptions leader (Roydell Williams) and all-time scoring leader (Seth Marler). Moore also became only the second player in NCAA history to produce 4,000 career rushing yards and 2,000-plus receiving yards during his time under Scelfo.

Scelfo began his coaching career on the high school level where he spent 14 years with stops in Louisiana at Prairie View (1982-83), Jesuit (1984) and River Oaks (1985-86), and in Texas at Vidor (1987), Orangefield (1988), Chapel Hill (1989-91), Kilgore (1992-94) and North Shore (1995).

Scelfo earned his bachelor's degree and a master's from Northeast Louisiana (now Louisiana-Monroe) in 1981 and 1983, respectively. He played baseball for the Indians and was named NLU's 1981 Athlete of the Year his senior season.

Scelfo is married to Holly Kingery, and the couple has two sons, Anthony and Jordan. Anthony was drafted by the Tampa Bay Rays in the 2008 Major League Baseball draft.

COACHING BACKGROUND: Prairie View (La.) HS (head coach) 1982-83, Jesuit (LA) HS 1984, River Oaks (La.) HS (head coach) 1985-86, Vidor (Texas) HS 1987, Orangefield (Texas) HS 1988, Chapel Hill (Texas) HS 1989-91, Kilgore (Texas) HS 1992-94, North Shore (Texas) HS 1995, Tulane 1996-2006, Louisiana Tech 2007-09, Arizona 2010-11, Jacksonville Jaguars 2013



COACHING STAFF



CEDRIC SCOTT

STRENGTH ASSISTANT

Cedric Scott is in his second season on the Jaguars coaching staff as assistant strength and conditioning coach working under Strength and Conditioning Coordinator Tom Myslinski.

Scott worked briefly in 2012 at North Carolina in the strength and conditioning department before joining the Jaguars. He previously served three years (2009-11) at the University of Southern Mississippi on the strength and conditioning staff, also spending his last two years as head strength and conditioning coach for men's basketball. He was a graduate assistant in 2008. Scott was a standout defensive end for Southern Mississippi, where he received his bachelor's degree in exercise physiology and his master's degree in sports administration. He earned All-America honors as a senior defensive end and was named the Conference USA Defensive Player of the Year in 2000.

Scott was the fourth-round draft pick for the New York Giants in 2001 and played several years in the NFL. He also spent time with the Scottish Claymores of the World League in 2004; and was part of the Canadian Football League's 2005 Grey Cup Championship team with the Edmonton Eskimos. That same year, the defensive line broke the team record for the most sacks.

A native of Gulfport, Mississippi, Scott is married to the former Dorian Wallace. The couple has one son, Cedric "CJ" Scott, Jr.

COACHING BACKGROUND: Southern Mississippi 2009-11, UNC-Chapel Hill 2012, Jacksonville Jaguars 2012-13



MATTHEW SMILEY

ASSISTANT SPECIAL TEAMS COACH

Matthew Smiley was named assistant special teams coach for the Jaguars on February 7, 2013. Smiley has eight years of coaching experience, all on the collegiate level. Smiley spent the 2012 season as special teams coordinator at Charleston Southern. He previously served three seasons (2009-11) as special teams coordinator at Eastern Illinois. Under Smiley's tutelage, kicker Austin Signor earned first-team All-OVC honors in 2009 after leading the nation in touchbacks on kickoffs and ranked 30th nationally field goals. Punter Kevin Cook ranked ninth in the nation in punting average in the 2010 season.

Prior to joining Eastern Illinois, Smiley coached at Eureka College where he served one season as offensive coordinator and one season as defensive coordinator. In October of 2008 he was named interim head coach. At Eureka, Smiley also oversaw the development of the Red Devils special teams with the kickoff coverage team ranking No. 2 in NCAA Division III for least return yards allowed in 2007. During the two-year stint he coached eight All-SLIAC performers. Smiley entered the coaching ranks as an undergraduate assistant at Illinois after being a walk-on wide receiver with the Fighting Illini. He worked two seasons (2006-07) at Dartmouth College as special teams coordinator.

Smiley graduated from Illinois in 2001 and served in the United States Air Force as a maintenance officer in Grand Forks, North Dakota. While on active duty, Smiley was deployed four times in support of Operation Enduring Freedom and received the USAF Commendation Medal for his efforts. While stationed in Grand Forks he also worked with the specialists at the University of North Dakota where he coached two All-American kickers in 2001 and 2003. Smiley also holds a master's degree from North Dakota. He is married to the former Marissa Bushue. The couple have three daughters Madelyn(5), Ella (3), and Ave (1).

COACHING BACKGROUND: Dartmouth College 2006-07, Eureka College 2008-09, Eastern Illinois 2009-11, Charleston Southern 2012, Jacksonville Jaguars 2013



TONY SORRENTINO

OFFENSIVE QUALITY CONTROL COACH

Tony Sorrentino was named offensive quality control coach for the Jaguars on January 28, 2013. Now in his ninth year in coaching, this is Sorrentino's first season in the NFL.

Sorrentino spent the 2012 season at his alma mater, The College of New Jersey, as quarterbacks coach and passing game coordinator. He also spent two seasons on the coaching staff with responsibility for the wide receivers (2006) and linebackers (2007).

In 2011, Sorrentino served as an offensive graduate assistant at the University of Miami (Fla.) under Jaguars offensive coordinator Jedd Fisch. Sorrentino assisted with the quarterbacks and wide receivers and ran the defensive and special teams scout teams.

Prior to joining Miami, Sorrentino served as quarterbacks coach at the University of Minnesota in 2010 and offensive quality control coach in 2009 where Fisch served as offensive coordinator.

Sorrentino began his coaching career in 2005 as an assistant at Morristown Beard High School in New Jersey and also had stints at West Essex (N.J.) High School and Montville (N.J.) Township High School. He completed summer internships with the Baltimore Ravens in 2007 and the Houston Texans in 2002-03.

Sorrentino received his bachelor's degree in health and physical education and a master's in exercise science from The College of New Jersey, where he was a four-year letterman at wide receiver.

COACHING BACKGROUND: Morristown Beard High School 2005, West Essex High School 2006, The College of New Jersey 2006-07, 2012, Montville Township High School 2008, Minnesota 2009-10, Miami (Fla.) 2011, Jacksonville Jaguars 2013



JERRY SULLIVAN

WIDE RECEIVERS COACH

Jerry Sullivan is in his second season as wide receivers coach for the Jaguars after being named to the post on January 20, 2012. Sullivan has 41 years of coaching experience including 20 in the NFL and 21 at the collegiate level.

Sullivan has coached several Pro Bowl receivers in his career including the San Diego Chargers' Anthony Miller (1992-93) and Tony Martin (1996), Detroit Lions' Herman Moore (1997-98) and Germaine Crowell (1999) and Arizona Cardinals' David Boston (2001) and Anquan Boldin (2003).

In his first season with the Jaguars, Sullivan tutored a unit that improved throughout the season. The receiving duo of second-year pro Cecil Shorts (55-979, 7 TDs) and 2012 first-round pick Justin Blackmon (64-865, 5 TDs) led the Jaguars offense. They became the first Jaguars receiver duo since 2001 to have 800-plus receiving yards. Blackmon led all NFL rookies in receiving yards and tied for the most receptions while setting franchise single-season rookie records for catches, yards, average per receptions and touchdowns. Shorts led the team in receiving yards while posting four 100-yard receiving games and a franchise-record four catches of 50-plus yards.

Sullivan, 65, did not coach in 2011 and spent the offseason working with NFL players in Minnesota including Arizona Cardinals Pro Bowl receiver Larry Fitzgerald and Green Bay Packers tight end Jermichael Finley. He previously served as wide receivers coach/senior assistant for the San Francisco 49ers from 2005-10. The 49ers selected wide receiver Michael Crabtree with the 10th overall pick in 2009 and he had 103 receptions for 1,366 yards and eight touchdowns under Sullivan's tutelage. Under the guidance of Sullivan, 2008

sixth-round pick Josh Morgan posted a career-high 52 receptions for 527 yards in 2009 and had a career-best 698 receiving yards on 44 receptions in 2010. In 2008, Sullivan's unit was highlighted by the play of 15-year veteran wideout Isaac Bruce, who earned the team's Len Eshmont Award for his courageous and inspiring play. Bruce had seven touchdown receptions, his most since 2002, and led all receivers with 835 receiving yards on 61 catches.


Prior to his time with the 49ers, Sullivan spent one season as wide receivers coach for the Miami Dolphins in 2004. He was a member of the Arizona Cardinals coaching staff for three seasons (2001-03). In his first two seasons with the club, Sullivan mentored the team's wide receivers, where he worked with a group that included David Boston. Boston led the NFL with 1,598 receiving yards on 98 receptions in 2001 and was selected to the first Pro Bowl of his career. Sullivan was promoted to offensive coordinator in 2003 where he worked with wide receiver Anquan Boldin. Boldin finished third in the NFL in receptions (101) and receiving yards (1,377) on his way to being named the NFL's Rookie of the Year as well as a starter on the NFC's Pro Bowl squad.

Sullivan's NFL coaching career began in 1992 with the San Diego Chargers where he spent five seasons (1992-96). He coached wide receivers in Detroit from 1997-2000. Prior to entering the NFL coaching ranks, he spent 21 years as an assistant on the collegiate level. Sullivan was an assistant at Kansas State (1971-72), Texas Tech (1973-75), South Carolina (1976-82), Indiana (1983), Louisiana State (1984-90) and Ohio State (1991).

A native of Miami, Sullivan played quarterback at Miami Jackson High School. He earned a scholarship to Florida State and later transferred to Delta State.

Sullivan and his wife, Connie, have one son, Jon-Eric, who has spent the past nine seasons with the Green Bay Packers as an area scout.

COACHING BACKGROUND: Kansas State 1971-72, Texas Tech 1973-75, South Carolina 1976-82, Indiana 1983, Louisiana State 1984-90, Ohio State 1991, San Diego Chargers 1992-96, Detroit Lions 1997-2000, Arizona Cardinals 2001-03, Miami Dolphins 2004, San Francisco 49ers 2005-10, Jacksonville Jaguars 2012-13.



DEWAYNE WALKER
DEFENSIVE BACKS COACH

DeWayne Walker was named defensive backs coach for the Jaguars on January 24, 2013. Walker has 25 years of coaching experience, including seven in the NFL, and spent the last four seasons as head coach at New Mexico State.

Walker, 52, compiled a 10-40 record during his tenure at New Mexico State. In 2011, the Aggies finished with a 4-9 mark with wins over Big Ten opponent Minnesota, the first in school history, a third straight win against in-state rival New Mexico, a home win over Idaho and a program first victory against Fresno State.

The Aggies had five players earn All-Western Athletic Conference honors in 2011, the most since joining the WAC and since the 2002 season. Kick returner/wide receiver Taveon Rogers was named to five All-America teams as he led the team with 1,318 kickoff return yards and three touchdowns. He ranked second in the nation in all-purpose yards per game with 196.3 and had a team-high 59 catches for 1,048 yards and nine touchdowns. Running back Kenny Turner, who rushed for 1,074 yards and 10 touchdowns, was named a second team All-WAC selection. Turner became just the second 1,000-yard rusher for the Aggies since the 2000 season. Donyae Coleman also thrived under Walker's system, leading the Aggies in tackles with 133 and interceptions with six. He led the WAC interceptions and ranked seventh in the country. The 2010 season was a turning point for the Aggie football team regardless of the 2-10 overall record. Walker helped the Aggies to their second win over in-state rival New Mexico in as many years, making it the first time since the 1998 and 1999 seasons that New Mexico State put together two straight wins against the Lobos. Walker tutored defensive back Davon House to first team all-WAC honors as he finished his career with 11 interceptions, while leading the team with three INTs in 2010. House was a fourth-round draft pick of the Green Bay Packers in the 2011 NFL Draft.

Despite a 3-10 overall record and a 1-7 mark in WAC play in 2009, the Aggies finished the year in the top six in the conference in pass defense, total defense and scoring defense. New Mexico State was ranked 36th in the nation in pass defense and 54th in pass defense efficiency. The Aggies also beat in-state rival New Mexico in Albuquerque for the first time since the 1999 season. House was named a first team All-WAC selection, after leading the league in passes

defended and interceptions. House also broke the school record for most interception return yards for a career.

Prior to joining New Mexico State, Walker spent three seasons (2006-08) as UCLA's defensive coordinator. He served as UCLA's interim head coach for the 2007 Pioneer Las Vegas Bowl game. In 2008, Walker's unit finished 48th in the nation in total defense, allowing 337 yards a game. UCLA's passing defense was atop the nation's leaders ranking 11th overall and second in the Pac-10, holding its opponents to just 167.6 yards per game through the air. In 2007, the Bruin defense once again found itself listed among the national leaders in several categories. UCLA ranked 14th in rushing defense (109.2 yards per game), 29th in total defense (343.23 yards), 29th in scoring defense (22.3 points) and 32nd in pass efficiency defense (115.26). The Bruins also ranked second nationally in tackles for loss per game (8.77), third in third-down conversion defense (29.1%), tied for 15th in sacks per game average (3.0) and tied for 17th in fumbles caused (14). Defensive backs Trey Brown (tied for first, 1.77/pg) and Alterraun Verner (tied for 11th, 1.46/pg) ranked among the nation's best in the passes defended category, while defensive end Bruce Davis ranked tied for ninth in the nation in sacks per game (.92).

In 2006, the Bruins were among the national leaders in rushing defense (tied for ninth in the NCAA and tied for first in the Pac-10 with 91.08 yards per game) and total defense (33rd nationally at 304.83) and allowed almost half as many touchdowns (27) as the previous year (48). UCLA allowed 91.1 yards per game, 2.83 yards per rush and just nine touchdowns on the ground, the first time since 1985 that the Bruins had allowed fewer yards per game on the ground. The Bruin defense also ranked fifth nationally in third-down conversion defense (28.4%, 50 of 176).

Walker spent two seasons (2004-05) with the Washington Redskins as secondary coach under head coach Joe Gibbs. In 2005, the Redskins finished 10-6 and won a postseason game. The Redskins led the NFL in lowest opponent completion percentage (54.4) and ranked tied for second in fewest touchdown passes allowed (15), 10th in pass defense (192.6 yards) and 14th (tied) in interceptions (16). Walker played a key role in the development of rookie cornerback Carlos Rogers and the continued fine play of Shawn Springs. In 2004, Walker's first season in Washington, Springs became the first cornerback in NFL history to lead his team in sacks (five) and interceptions (six) in the same season.

Walker served as secondary coach of the New York Giants from 2002-03 and was associate head coach/secondary coach at Southern California under Pete Carroll in 2001. The Trojans ranked seventh in the nation with 19 interceptions and were 16th in pass defense (179.2) and fewest touchdown passes allowed (11). He was secondary coach with the New England Patriots for three seasons (1998-2000), the first two under Carroll and his final season under Bill Belichick. During Walker's tenure with the Patriots, defensive backs Ty Law and Lawyer Milloy each earned trips to the Pro Bowl.

Walker began his coaching career at Mt. San Antonio College (1988-1992) and also had stints at Utah State (1993), Brigham Young (1994), Oklahoma State (1995) and California (1996-97). He participated in the NFL's minority coaching internship program, working with the San Francisco 49ers in 1996 and the Patriots in 1997.

A former cornerback, Walker played three seasons professionally, one in the CFL with the Edmonton Eskimos in 1982 and two in the USFL with the Arizona Outlaws in 1983 and Oakland Invaders in 1984. He was a two-year starter at Minnesota from 1980-81 after spending his first two years at Pasadena City College. Walker earned his bachelor's degree in liberal arts from Regents College in 1992. He and his wife, Zan, have two daughters, Keshia and Kendra, and a son, Kevan.

COACHING BACKGROUND: Mt. San Antonio College 1988-1992, Utah State 1993, Brigham Young 1994, Oklahoma State 1995, California 1996-97, New England Patriots 1998-2000, Southern California 2001, New York Giants 2002-03, Washington Redskins 2004-05, UCLA 2006-08, New Mexico State 2009-12 (head coach), Jacksonville Jaguars 2013





COACHING STAFF



Todd Wash was named defensive line coach for the Jaguars on January 28, 2013. Wash and Jaguars head coach Gus Bradley were on the same staff at Seattle the last two seasons (2011-12) and the two also coached together at North Dakota State (2002-03) for two seasons and through the 2007 season with Tampa Bay.

Wash coached the Seahawks defensive line from 2011-12 and helped the unit rank sixth in the NFL in yards per game (319.2), third in fewest points allowed (17.5), first in opponents passer rating (73.2) and fifth in takeaways (62) during that span. The Seahawks registered an 11-5 regular season record in 2012, the third-best mark in franchise history, and advanced to the divisional round of the playoffs. The Seahawks led the NFL by allowing a franchise-record low 15.3 points per game and ranked fourth in total defense (306.2 yards per game).

Wash worked closely with defensive end Chris Clemons during his tenure in Seattle. Clemons, who posted the two highest sack totals of his career the last two seasons, posted a career-best 11.5 sacks in 2012 which ranked ninth in the NFL. Rookie defensive end Bruce Irvin led all NFL rookies with eight sacks. The 19.5 sacks between Clemons and Irvin ranked as the sixth-highest for a tandem in the NFL. The Seahawks improved from 33 sacks to 36 in 2012. In his first season in Seattle, Wash aided a unit that ranked ninth in the NFL in total defense (332.2) and fourth in opponents yards per rush attempt (3.79). Clemons posted his second consecutive season with 11.0 sacks and added 20-plus quarterback hits. Tackle Brandon Mebane led all NFC interior linemen with 56 tackles (40 solo).

Wash entered the NFL coaching ranks with the Buccaneers where he spent four seasons (2007-10) with the last three as defensive line coach. Prior to joining the Buccaneers, Wash had two stints (2002-03, 2005-06) as an assistant coach at his alma mater, North Dakota State. He spent his first season with the Bison as an assistant under Jaguars defensive coordinator Bob Babich. While with the Bison, Wash coached the defensive line and coordinated the run defense. In between appointments at NDSU, he spent the 2004 season as defensive coordinator/linebackers coach at Missouri Southern State. Wash began his coaching career at Fort Lewis College in 1996 as defensive coordinator and was promoted to head coach/defensive coordinator for three seasons (1997-99). He worked as defensive coordinator at Nebraska-Kearney from 2000-01. A two-time All-North Central Conference outside linebacker at North Dakota State, Wash played on two national championship teams with the Bison in 1988 and 1990. A preseason All-America and team captain in 1991, he went to camp as an undrafted free agent with the Houston Oilers in 1992. He holds two degrees from NDSU, including a bachelor's degree in physical education (1994) and a master's in athletic administration (1996).

Wash, born July 19, 1968, and his wife, Darci, have two daughters, Alyssa and Jena, and one son, Marcus. Darci was an All-America basketball player at NDSU and played on three national championship teams.

COACHING BACKGROUND: Fort Lewis College 1996, Fort Lewis College 1997-99 (head coach), Nebraska-Kearney 2000-01, North Dakota State 2002-03, 2005-06, Missouri Southern State 2004, Tampa Bay Buccaneers 2007-10, Seattle Seahawks 2011-12, Jacksonville Jaguars 2013



Now in his 23rd year of coaching and sixth in the NFL, George Yarno joined the Jaguars coaching staff as offensive line coach on January 24, 2013.

Yarno spent the last four seasons (2009-12) as the offensive line coach with the Detroit Lions. During his tenure with the Lions, the club attempted the most passes in the NFL (2,624), ranked ninth in total offense (360.7) and 11th in sacks allowed (135). In each of the last three seasons, the Lions ranked in

the top 10 in the NFL in sacks-per-pass-play percentage. The Lions allowed the ninth-fewest sacks (29) in the NFL in 2012 and posted a 3.8 sacks-per-pass-play percentage which was third-best in NFL and lowest by the Lions since 1960 despite leading the league with 740 passing attempts. The Lions ranked third in NFL total offense (408.8). On 702 pass plays in 2011 (most in the NFL), the Lions allowed 36 sacks for a sacks-per-pass-play percentage of 5.1 which was 10th-best in the NFL. In 2010, Detroit finished with a sacks-per-pass-play percentage of 4.09.

Prior to joining the Lions, Yarno spent the 2008 season as the assistant offensive line coach with Tampa Bay where he worked on the same staff with Jaguars head coach Gus Bradley. From 2003-07, Yarno worked at his alma mater, Washington State, in his second stint as the school's offensive line coach. During the 2003 season, he guided All-Pac-10 selections Josh Parrish and Calvin Armstrong to become 2003 Holiday Bowl champions. Yarno began his coaching career with the Cougars from 1991-94.

Yarno served as an offensive line coach at both Louisiana State (2001-02), helping the team win an SEC title in 2001, and at Arizona State (2000). He also served as an assistant head coach/offensive line coach at Houston (1998-99) and as an offensive coordinator/offensive line coach at Idaho (1995-97).

Yarno, 55, was a two-time All-Pac 10 conference selection as a defensive lineman at Washington State from 1975-79. He signed as a rookie free agent with Tampa Bay in 1979 where he played for five seasons. He later joined the Denver Gold of the USFL from 1984-85 before returning to the Buccaneers for two seasons (1985-87). He concluded his career with Atlanta (1988), Houston (1989) and Green Bay (1990).

Yarno and his wife, Cindy, have three children, Josh, Adrienne and George.

COACHING BACKGROUND: Washington State 1991-94, 2003-07, Idaho 1995-97, Houston 1998-99, Arizona State 2000, Louisiana State 2001-02, Tampa Bay Buccaneers 2008, Detroit Lions 2009-12, Jacksonville Jaguars 2013



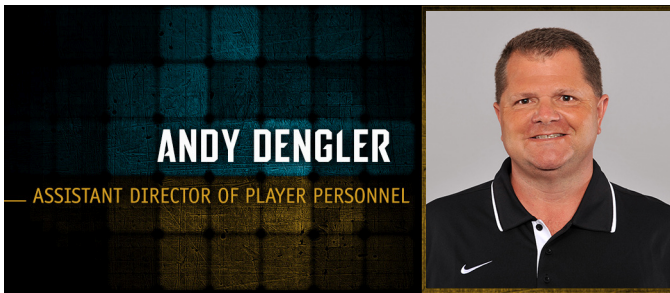
Tyler Wolf is in his first season with the Jaguars after being named assistant to the head coach on February 13, 2013. Wolf spent the last two seasons on the Tennessee Tech coaching staff. Wolf served as an administrative assistant for Watson Brown and the Golden Eagles in 2011, and in 2012 he was promoted to special teams coordinator.

A native of Cookeville, Tenn., Wolf had a five-year career at the University of Tennessee where he began his career as a walk-on in 2006. He played three seasons under Phil Fulmer, one year under Lane Kiffin and his final season under Derek Dooley. Wolf earned a scholarship in 2010 and started on all four special teams units. He was on the roster for bowl games in four of his five seasons – the 2006 and 2007 Outback Bowls, the 2009 Chick Fil-A-Bowl, and the 2010 Music City Bowl. Wolf earned his bachelor's in 2010 and master's degree in sports management in 2011 from Tennessee and was a four-time Academic All-SEC selection. Wolf was a four-year starter at Cookeville High School, playing cornerback and running back. He helped the team post an 11-2 record and reach the third round of the TSSAA playoffs in both 2004 as a junior and 2005 as a senior, winning the Region 3-5A title both years.

He was named the Region MVP and earned all-Mid-State and All-State honors as a senior. He finished his career with 30 touchdowns and 14 interceptions.

COACHING BACKGROUND: Tennessee Tech 2011-12, Jacksonville Jaguars 2013





ANDY DENGLER
— ASSISTANT DIRECTOR OF PLAYER PERSONNEL

Andy Dengler is in his 16th season with the Jaguars and his first as assistant director of player personnel after being promoted to the post on May 2, 2013. Dengler spent the last two seasons as director of college personnel. He had been promoted to National Scout on Jan. 12, 2009 and has been a Jaguars college scout since 1998. Dengler is responsible for scouting the top collegiate players throughout the nation. He joined the Jaguars from the National Football Scouting combine, where he was an area scout in the northeast and mid-Atlantic regions the previous four years. Dengler has some additional pro personnel responsibilities as well.

Previously Dengler served as an assistant head coach, offensive line coach and defensive backfield coach at St. Joseph's College (Ind.) from 1992-95. He was offensive coordinator, interim head coach and offensive line coach at Tiffin University 1990-92, as well as a graduate assistant at Bowling Green (1988-90) and an assistant high school coach in Circleville, Ohio.

Dengler graduated with a degree in history from Heidelberg College, and he received his master's in secondary education from Bowling Green. He was born Sept. 9, 1963 in Berea, Ohio.



KYLE O'BRIEN
— DIRECTOR OF COLLEGE SCOUTING

Kyle O'Brien spent the 2012 season with the Kansas City Chiefs as regional scout and is in his 12th season in the NFL. Prior to joining the Chiefs, O'Brien spent 10 seasons (2002-11) in the New England Patriots' personnel department. He served as national scout for two seasons (2010-11) and worked for five years (2003, 2006-09) as an area scout. He was the team's pro personnel scout from 2004-05. O'Brien originally joined the Patriots as a player personnel intern in 2000 and continued those duties during the Patriots' first Super Bowl season in 2001 while he attended Harvard. The Garden City, N.Y., native was a player personnel intern for the New York Jets in 1999. He attended Harvard where he lettered in lacrosse and was a graduate of Phillips Academy in Andover, Mass., lettering in football and lacrosse. He and his wife, Alexis, reside in Jacksonville.



PAUL ROELL
— ASSISTANT DIRECTOR OF COLLEGE SCOUTING

A veteran NFL scout of 21 years, Paul Roell previously served as regional scout for the Minnesota Vikings for the past seven seasons (2006-12). Roell has been a part of five division title teams in five of the last 10 seasons including three AFC South titles with the Indianapolis Colts from 2003-05. He spent 15 seasons (1991-2005) as a member of the Colts staff as an area scout. During his career with the Colts, he helped build a team that became one of the NFL's elite. The Colts went on to advance to the playoffs under three head coaches – Ted Marchibroda, Jim Mora and Tony Dungy. The Colts had a span of six playoff appearances in seven seasons and amassed a 48-16 regular season mark from 2002-05. Roell got his first taste of scouting from 1987-89 when he scouted high school football in western Pennsylvania for Metro Index. In 1989

and '90 Roell worked as an intern for Pittsburgh Total Scouting before moving into the pro scouting division of BLESTO in 1990. He attended Ohio State for three years before transferring to Ohio Northern and later to Robert Morris where he earned a bachelor's degree in sports management in 1990. Roell and his wife, Stacey, have two daughters, Victoria and Katelin.



MARK ELLENZ
— EASTERN REGIONAL SCOUT

Mark Ellenz is in his first season as eastern regional scout for the Jaguars after being named to the post on May 2, 2013. Ellenz spent the past 12 seasons with the Indianapolis Colts including the last seven as an area scout. He joined the Colts in January of 2001 and served five seasons as the team's scouting assistant. Prior to joining Indianapolis, he was an assistant defensive backs coach at the University of Wisconsin-La Crosse in 2000. He graduated from Wisconsin-La Crosse in 2001 with a master's degree in sports administration. Ellenz also earned a bachelor's degree in business administration from the University of St. Thomas in 1998, where he was a three-year letterman at strong safety. He spent the 1998-99 seasons as an assistant training camp coordinator with the New Orleans Saints. He and his wife, Sara, reside in Zionsville, Ind. with their daughter, Isabel.



JASON DESJARLAIS
— COLLEGE SCOUT

Jason Desjarlais was promoted to regional scout on June 1, 2009, and he scouts the Midwest region of the country for the Jaguars. He joined the Jaguars as the BLESTO scout for the southeast area on May 18, 2007. Prior to joining the Jaguars, he was the special teams coordinator/defensive assistant at Yale University. While at Yale he served as an intern for scouting during the Jaguars' 2006 training camp.

Desjarlais' college football experience includes stints at Jacksonville University (2005-06) as special teams/recruiting coordinator and secondary coach; the University of San Diego (2002-05) as defensive coordinator/recruiting coordinator, linebackers coach, secondary coach and interim head coach; Bates College (2000-02) as defensive line and strength coach; Humboldt State University (1997-99) as defensive line coach; and the University of Montana (Western) (1996-97) as defensive line coach.

Desjarlais attended the University of Montana at Western, playing DE there from 1992-95 and twice earning All-America honors (1994-95). He was also named Defensive MVP of the 1996 National All-Star Game. Desjarlais graduated with a bachelor's degree in Education, in addition to a Master's in Science (emphasis in Physiology) from Humboldt State University.



PLAYER PERSONNEL



MARTY MILLER

COLLEGE SCOUT

Marty Miller is in his 12th season with the Jaguars, joining the organization on February 21, 2002. He is in his seventh season as the West coast regional scout for the Jaguars. In addition to covering the West coast, Miller has some additional pro personnel responsibilities scouting select free agents on NFL rosters.

Previously Miller worked the northeast United States as a regional scout. In his initial season in Jacksonville he worked as the team's scouting assistant. In that capacity he assisted the pro scouting department evaluating players in NFL Europe, the CFL, the Arena League and doing some advance scouting of NFL teams and their practice squads.

Miller also served as coordinator of football administration for the Los Angeles Xtreme of the XFL, and he worked as a part-time staff assistant for the San Diego Chargers and the Kansas City Chiefs. He is the son of Les Miller, a longtime NFL personnel director. Diagnosed with Young Onset of Parkinson's Disease in 2009, Miller hopes to use his platform as a representative of the NFL as a springboard to Parkinson's awareness and education. A graduate of Pacific Christian College, he and his wife, Kerinda, live in Boise, Idaho with daughter Channing and son Gannon.



TIM MINGEY

COLLEGE SCOUT

Tim Minge has been with the Jaguars since 1994 where he has served as college scout. He has the responsibility of scouting the southeast region of the United States. In February 2010, Minge was presented the C.O. Brocato Scout of the Year Award from the Pro Football Hall of Fame.

Additionally, Minge does selective crosschecks and attends all major all-star practices and spring player workouts of the top draft-eligible players. He also coordinates the post-draft college free agency process and has some additional pro personnel responsibilities.

Minge is one of eight current staff members who joined the franchise in 1994. Before joining the Jaguars, Minge spent 11 years as a college assistant coach and then 10 years as a recruiting coordinator. His college coaching career began in 1973 as defensive coordinator/inside linebackers coach at St. Joseph's College (Ind.), where he had been a three-year varsity letterman as a defensive back. He was a graduate assistant at Western Michigan in 1974-75, then served as defensive coordinator at Loyola Academy in 1976 before returning to Western Michigan as an assistant coach from 1977-81. In 1982, Minge was coach of the secondary at East Carolina, and in 1983 he coached at Miami (Ohio) University as defensive coordinator/inside linebackers coach.

In 1984 Minge was named the recruiting coordinator at the United States Military Academy. He served there until 1987, and then spent 1988-90 as recruiting coordinator at Tennessee. In 1991 Minge returned for three more years at the U.S. Military Academy before joining the Jaguars.

Minge received a bachelor of science degree in physical education from St. Joseph's College in 1972 and a master of arts in physical education in 1976 from Western Michigan. Minge was born January 1, 1950 in Chicago.



BRIAN SIMMONS

COLLEGE SCOUT

Brian Simmons was named a regional scout for the Jaguars on June 1, 2009, and he scouts the Northeast region of the country for the team. A veteran of 10 years as a player in the NFL, Simmons played linebacker for the Cincinnati Bengals and New Orleans Saints before beginning his career in scouting.

Simmons, 38, was selected 17th overall in the 1998 college draft by the Cincinnati Bengals. He played nine seasons (1998-2006) with the Bengals before spending his final season with the New Orleans Saints in 2007. In 2004 he was selected for the Good Guy Award by the Cincinnati chapter of the Pro Football Writers of America.

A native of New Bern, N.C., Simmons attended the University of North Carolina where he played from 1994-97 and was a team captain and a first-team All-America selection. He graduated with a Bachelor of Arts degree in Sociology in 1998, the same year he was inducted into the UNC Football Ring of Honor.

Simmons and his wife, Rachel, have a daughter Brianna, and a son, Tyler.



JARROD HIGHBERGER

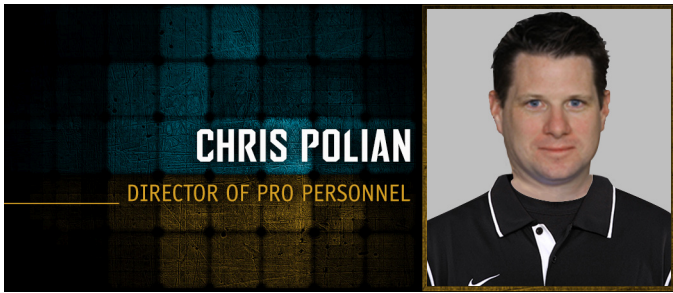
COLLEGE SCOUT

Jarrod Highberger was promoted from Scouting Assistant to College Scout on May 6, 2013. He is responsible for scouting the Southwest area of the United States.

Highberger joined the Jaguars in December of the 2010 season as an administrative assistant in the player personnel department following a two-year coaching tenure at Robert Morris University in Pittsburgh, where he served as the quarterbacks coach under head coach Joe Walton. The Colonials were Northeast Conference champions in 2010.

A native of Blairsville, Pa., Highberger earned his bachelor's degree in Business Administration from Carnegie Mellon University in Pittsburgh, where he was a four-year starter at quarterback for the Tartans under Head Coach Rich Lackner. He obtained a master's degree from Robert Morris University in Instructional Leadership during his coaching tenure.


Jarrod is married and resides in Jacksonville.



CHRIS POLIAN

DIRECTOR OF PRO PERSONNEL

Chris Polian brings 19 years of NFL scouting experience to the Jaguars including three seasons (2009-11) as vice president and general manager of the Indianapolis Colts. Polian spent the 2012 season with Atlanta Falcons as executive scout. He first joined the Colts alongside his father, Bill Polian, in 1998 where he served as director of pro scouting for three seasons (1998-2000). He held the title of assistant director of football operations from 2001-03, was promoted to assistant general manager/football operations in 2004 and spent five seasons (2005-09) as vice president of football operations. From 1999-2009, the Colts earned a 128-48 regular season record, the best mark in the NFL by a margin of eight games, and earned playoff appearances in 10 of 11 seasons including seven division titles and a Super Bowl championship in 2006. The club became the only team to win 12-plus games in seven consecutive seasons. Prior to joining the Colts, Polian worked with the Carolina Panthers for four years (1994-97). He was an assistant in the player personnel department for the Sacramento Gold Miners in 1993. The New York City native earned a bachelor's degree in management from John Carroll University in 1993. He and his wife, Debbie, have three children, Jack (7), Caroline (5) and Kate (2).



CHRIS DRIGGERS

PRO SCOUT

Chris Driggers is in his 16th year in scouting and his 19th overall with Jaguars. Now in his fifth season in the pro personnel department, Driggers is responsible for grading pro evaluations and player workouts, as well as college evaluations. He previously spent nine years scouting the southwest region of the country.

Originally hired in October of 1994, Driggers is one of eight current staff members who joined the Jaguars that year. He worked his way up to salary cap administrator, assisting in preparing player contract proposals, salary cap administration and negotiating player contracts. He became a scouting assistant in 1998, assisting in the evaluation of free agents along with college and pro players.

Driggers, a native of Jacksonville, graduated from the University of Alabama with a degree in finance. He and his wife have three sons.



JARED KIRKSEY

BLESTO SCOUT

Jared Kirksey is in his sixth season in the NFL and his first season with the Jaguars. Kirksey was hired in May 2013 to serve as the BLESTO Scout for the Jaguars Player Personnel department. Kirksey assists in the organization of the Jaguars area scouts, including monitoring reports and serving as a liaison between the scouts and the personnel department while also providing in-house evaluations on college prospects. Additionally, Kirksey coordinates pre-draft visits and the organization of college free agents and rookie minicamp.

Prior to joining the Jaguars, Kirksey spent the previous three seasons with the Buccaneers and two years before that with the Houston Texans where he served as the College and Pro Scouting Intern. During his time with the Texans, Kirksey was in charge of evaluating specialists (punters, kickers, long snappers) from all 32 teams around the league, among other numerous duties. Kirksey also worked closely with Texans General Manager Rick Smith and Director of Personnel Brian Gardner in evaluating free agents and the status of the organization.

Kirksey played collegiately at the University of Central Florida as a senior in 2007. He was born on July 29, 1985 in Gainesville, Florida. His father, Larry, currently serves as the wide receivers coach for the Houston Texans.



KEVIN MASHACK

SCOUTING ASSISTANT

Kevin Mashack was added to the Jaguars staff as a scouting assistant in May 2013. Mashack served the previous two seasons as the running backs coach at Tennessee State University, where he previously acted as the video coordinator after beginning as a student assistant in 2003. Mashack acted as the pro liaison, performed daily video responsibilities and was instrumental in recruiting purposes.

Mashack is a native of Miami, Florida and graduated from Tennessee State in 2007 with a Bachelor of Arts and Science and a Masters in Sports Administration.



ANTONIO ROBINSON

SCOUTING ASSISTANT

Antonio Robinson was hired by the Jaguars in May 2013 and is in his first season in the NFL. Robinson has nearly three years of coaching experience at the high school level, where he served as the running backs coach at Leon High School in Tallahassee, Florida. Robinson was responsible for conducting drills and developing game plans.

Robinson graduated from Florida State University in the Spring of 2013 with a Bachelor of Science degree in Sports Management. His brother, Anthony, is a scout for the Atlanta Falcons.



DANA DESJARLAIS

EXECUTIVE ASSISTANT,
GENERAL MANAGER



FOOTBALL OPERATIONS



TONY KHAN

SENIOR VICE PRESIDENT,
FOOTBALL TECHNOLOGY & ANALYTICS

Tony Khan was named Senior Vice President, Football Technology & Analytics for the Jaguars in July of 2012. Khan arrived in Jacksonville after serving as General Manager and a member of the Board of Managers of Bio-Alternative LLC since 2008. The 30-year-old Khan vacated his position at Bio-Alternative in June in order to take on his current role.

Under Tony Khan's guidance, the Jaguars created a Football Technology and Analytics group in 2012. In addition to being a valued asset to the coaching and scouting departments, this group also explores new technology and its applications within all areas of the Jaguars organization. These areas include fan experience, player development and injury prevention in addition to game analysis and player evaluation.

Khan joined Bio-Alternative in 2007, assisting the Board of Managers with its plans to build a bio refinery in Covington, Ind., which would produce and sell large quantities of biodiesel fuel made from used cooking oils and animal fats. Until his departure in 2012 Khan oversaw the construction and start-up of the bio refinery, which has produced and sold hundreds of thousands of gallons of biodiesel in the past year.

Khan graduated from the College of Business at the University of Illinois in 2007 with a Bachelor of Science degree in finance.

Khan grew up in Champaign-Urbana, Ill., where he was born on October 10, 1982. He graduated from the University of Illinois Laboratory High School in 2001, where his graduating class had the highest ACT average of any class at any school in America. He was also an Illinois State Scholar and a National Merit Semifinalist.

The award for dedication to the basketball program at University High is known as the Tony Khan Award.

Khan currently serves on the advisory board of the University of Illinois Laboratory High School. He is single and lives in Champaign-Urbana and Jacksonville.



SKIP RICHARDSON

DIRECTOR, TEAM SECURITY

A veteran of 23 years in law enforcement, Richardson joined the Jaguars on July 21, 1995. He still directs every phase of security for the team, as well as handling security matters involving the NFL office. He works closely with local, state and federal law enforcement agencies. He was a member of the NFL security task force that was established after September 11, 2001. Richardson also worked with Paul Tagliabue's staff regarding security for Super Bowl XXXIX in Jacksonville.

Richardson was previously a police S.W.A.T. team supervisor for the Jacksonville Sheriff's Office and planned security for all special events held in Jacksonville, such as the annual Florida-Georgia game, the Gator Bowl and the Jazz Festival. Richardson retired as a supervisor from the Jacksonville Sheriff's Office in 1995.

He received a degree in criminology from Florida State University. A native of Jacksonville, Richardson is active in the Police Athletic League. Richardson in past years has been active in Big Brothers Big Sisters of Northeast Florida and the Jacksonville Symphony Guild. He is a member of the American Society for Industrial Security, National Association of Chiefs of Police, Stadium Managers Association and the Florida Association of Licensed Investigators.



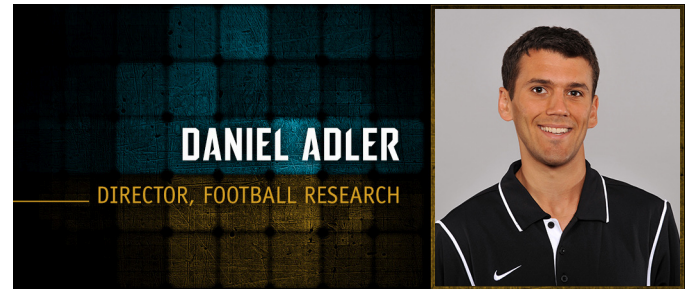
TIM WALSH

DIRECTOR, FOOTBALL ADMINISTRATION

Tim Walsh was named the Jaguars' Director of Football Administration in 2007. He is in his 17th year with the Jaguars organization. He works closely with General Manager David Caldwell and Head Coach Gus Bradley.

Walsh's responsibilities include managing the Jaguars salary cap, developing the Jaguars strategic planning, crafting contract proposals and parameters, negotiating player contracts, and budgeting and coordinating the Jaguars compliance with the NFL's Collective Bargaining Agreement and NFL Player Personnel rules.

Walsh started his NFL career in 1996 with the NFL Management Council, for which he monitored the league-wide salary cap and analyzed NFL player contracts. Walsh graduated summa cum laude in accountancy from the University of Notre Dame and earned his master's degree in sport management from the University of Richmond. He is a member of the Leadership Jacksonville Class of 2012.



DANIEL ADLER

DIRECTOR, FOOTBALL RESEARCH

Daniel Adler is in his second year with the Jaguars and his first as the Director of Football Research. The Football Research Department provides information to the coaching, personnel and football administration departments to help improve the accuracy of the team's decisions in the draft, free agency and on game day.

Adler started his NFL career as a football operations intern with the New England Patriots. Later he performed economic analysis for the Cleveland Browns and the Major League Baseball Labor Relations Department. Prior to joining the Jaguars, Adler worked as an associate for the Boston Consulting Group. A native of Cleveland, Ohio, Adler graduated from Phillips Academy Andover. He graduated magna cum laude in economics from Harvard, where he was on the crew.



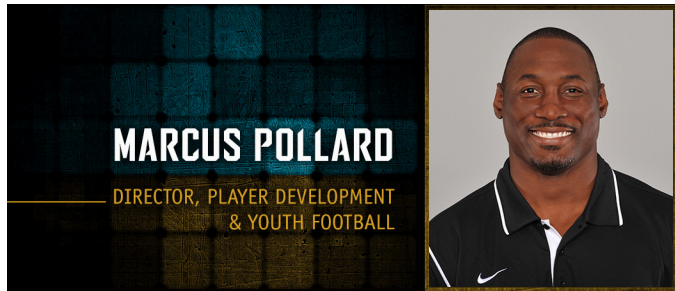
HAMZAH AHMAD

DIRECTOR, FOOTBALL LOGISTICS & FACILITIES

Hamzah Ahmad is in his first season with the Jaguars after being named the Director of Football Logistics & Facilities in February 2013. He oversees team logistics, which includes home hotel operations, selecting away game hotels and coordinating the team travel. He is also responsible for the EverBank Field facility as it relates to football.

Prior to joining the Jaguars, Ahmad spent the previous eight seasons with the Atlanta Falcons (2005-2012) in various roles, but most recently as the Senior Event Marketing/Travel Advance Coordinator. He began his career as a training camp intern with the Falcons and completed a total of three internships with Atlanta before being hired as a full-time staff member.

Ahmad is originally from Pakistan and moved to Jacksonville with his family when he was 12 years old. He attended high school locally at Nease High School and graduated with a Bachelor of Arts in Business Administration from the University of Florida in 2004. Ahmad and his wife, Brandi, have a son named Jayden.



Marcus Pollard is in his first season as Director of Player Development and Youth Football for the Jaguars after being named to the post on March 24, 2013. In his role, Pollard coordinates all team life skills programming as well as the Jaguars rookie club and NFL Rookie Success Program. In addition, he works closely with players on continuing education, career internships, professional development, employee assistance and financial education.

Pollard played 14 seasons (1995-2008) in the NFL as a tight end and spent time with Indianapolis, Detroit, Seattle, New England and Atlanta. He earned a roster spot in 1995 with the Colts after a tryout during training camp and played in all but six games for the club over a nine-year span from 1996-2004. He went on to play in 192 games with 131 starts and recorded 349 receptions for 4,280 yards and 40 touchdowns.

A native of Lanett, Alabama, Pollard played basketball at Bradley University for two years after transferring from Seward County Community College in Liberal, Kansas. He did not play collegiate football.

Following his retirement, Pollard served as an assistant coach at his alma mater, Lanett High School, from 2008-12. He and his wife, Amani, were cast members of the reality television show *The Amazing Race* in 2011. The couple has two sons, Myles Ashton and Micah Jayden, and two daughters, Aja Amani and Ayris Mae.



Zach Beistline is beginning his second year with the Jaguars. He began as a football operations intern last season before being hired as a football statistics assistant in January 2013. In this role, he works closely with Daniel Adler and Tim Walsh on contract, personnel and coaching matters. Zach graduated from the University of North Carolina in 2012 with a degree in Exercise and Sport Science. He is single and resides in Jacksonville Beach.



J.K. LaCOSTE
Coordinator of Team Travel




BRANDON ROTH
Football Operations Assistant



Jimmy Luck was named head equipment manager for the Jaguars on January 28, 2013. Luck spent the past nine seasons (2004-12) as assistant equipment manager for the Atlanta Falcons.

Luck's tenure with the Falcons also included time with the Georgia Force of the Arena Football League. Prior to joining the Falcons, Luck served as equipment manager in the college ranks for The Citadel in 2003. He began his career in professional football in 2002 when he served as the equipment manager for the af2's Charleston Swamp Foxes.


A native of Atlanta, Ga., Luck spent three seasons (1996-98) as coordinator of baseball operations for the University of Miami (Fla.). He was a sales rep for Rawlings Sporting Goods, covering Tennessee from 1998 to 2000. Luck graduated from Georgia Tech with a degree in management.



GEORGE PELLICER
Assistant Equipment Manager



RYAN GOWENS
Assistant Equipment Manager



KYLE STILLWELL
Assistant Equipment Manager



FOOTBALL OPERATIONS



MIKE RYAN

HEAD ATHLETIC TRAINER/PHYSICAL THERAPIST

Mike Ryan has been the Jaguars' original head athletic trainer/physical therapist since June 1, 1994, after serving as assistant athletic trainer/physical therapist for the New York Giants for six seasons starting in April 1988. His NFL career started by working as an athletic trainer intern with the Giants for three preseason training camps from 1984 to '86. This is his 26th season in the NFL and Ryan is one of eight staff members who joined the franchise in 1994. In 2003, Ryan and his staff won the prestigious Ed Block Courage Award's NFL Athletic Training Staff of the Year.

Ryan is President of the Professional Football Athletic Trainers' Society Research & Education Foundation. Ryan is a member of the National Football League Foot & Ankle Committee. Mike also serves as Chairman of the NFL Collegiate Athletic Trainers Committee. Ryan is a member of the Sports Concussion Medical Advisory Board. He is a member of the Korey Stringer Institute Medical & Science Advisory Board and an advisor and co-author of the National Athletic Trainers Association's Position Statement on Lightning Safety For Athletics and Recreation.

Ryan is a successful online sports medicine author and trusted consultant. Mike enjoys sharing his passion for wellness through his role as an accomplished international speaker on numerous topics related to sports medicine and athletic performance. Mike has served as a volunteer athletic trainer/physical therapist at the United States Olympic Training Center in the summer of 2008 to assist the Olympic medical staff and athletes as they prepared for the 2008 Summer Olympics in Beijing, China.

Ryan attended Central Connecticut State University, where he received a bachelor's degree in athletic training in 1985. He was a scholar-athlete in cross country and a miler in indoor and outdoor track at CCSU. In 2010, Ryan was name the recipient of the Central Connecticut State University Kaiser Alumni Service Award. He also earned a degree in physical therapy from the University of Connecticut in 1988. Ryan is the recipient of the 2008 Southeast Athletic Trainers Association's Professional Athlete Trainer of the Year award and the Athletic Trainers Association of Florida's 2007 Athlete Trainer of the Year.

An avid fitness enthusiast, Ryan continues to participate in countless challenging races and triathlons. These competitions include six Ironman Triathlons in Hawaii (1994), New Zealand (1996), Canary Island (1998), Brazil (2000), Idaho (2004) and Austria (2009), three Escape from Alcatraz Triathlons, and the 2002 World Championship Duathlon. Other races include the famous Running with the Bulls in Pamplona, Spain, the Run-Up the Empire State Building in New York and the Boston Marathon. Ryan was born in Framingham, Mass. Mike, his wife, Samantha, along with their young son and daughter live in Ponte Vedra Beach, FL.



JUSTIN BLAND
Assistant Athletic Trainer



ROD SCOTT
Assistant Athletic Trainer



MIKE PERKINS

DIRECTOR, FOOTBALL TECHNOLOGY

Mike Perkins marks his 20th season with the Jaguars in 2013. His primary role is overseeing the football technology department for football operations, but he has worn many hats since joining the Jaguars in 1994. The football technology department manages all IT needs for the football side of the organization.

After 18 years as the Jaguars' video director, Perkins took on a new role in 2012 as director, football technology & facilities. Perkins' new duties included the offseason-long project of design and construction of the Jaguars' new locker room at EverBank Field, in addition to design, planning and implementation of office space and technology for the football facilities.

In 2013 he has served as project manager for phase two of the construction, bringing a new training room, rehab room and coaches offices on-line. He also oversaw the design and construction of the new Jaguars football facilities.


Another new initiative under Perkins' direction is the implementation of iPads for use by all coaches, scouts and players to view practice and game video. His group is also incorporating a new scouting system with the iPad implementation to increase efficiency.

Perkins' responsibilities continue to include the shooting, compiling and editing of all game and practice video for coaches' and scouting analysis, cataloging NFL and college game video and producing "cut-ups." He also manages all video equipment and design of the Jaguars' video department, including implementing the team's state-of-the art XOS editing system, and researches new technologies as they come available.

One of eight current staff members who joined the franchise in 1994, Perkins was hired by the Jaguars on May 12, 1994, after serving as video coordinator for three years at Syracuse University. Prior to that, he served with the Tampa Bay Buccaneers as assistant video director from 1987-90. Perkins was born May 24, 1967, in Tuscaloosa, Ala. Perkins and his wife, Jennifer, and sons Tyler and Barrett live in Jacksonville.



MIKE STOEBER
Assistant Director,
Football Technology



JEREMY POOL
Assistant Video Director



CHRIS REIER
Assistant Video Director



ALISA ABBOTT
Executive Assistant to
the Owner & President



COLIN ADAMS
Sales Executive



KAYLA ADDY
Payroll & Benefits
Specialist



EVANS ADONIS
Sales Executive



SARAH ALOFS
Manager, Marketing &
Analytics



DAVID ALTMAN
Manager, Premium
Seating & Suites



TIM BISHKO
Director, Ticket
Operations & Service



MAUREEN BROWN
Manager of Financial
Planning and Analytics



CHRIS BURDETT
Digital Media Manager



JANET BURNSIDE
Controller



LEAH BUSH
Senior Manager,
Human Resources



CARLOS CACERES
Gameday Producer




BERNIE CANIFF
Account Executive



JOHN CASCIO
Digital Media
Producer



KITTY CASH
Office Manager



PATE CLARSON
Account Coordinator



TARA CRISP
Fan Service Executive




BRIAN D'ERRICO
Assistant Controller



JASON DEAN
Help Desk Coordinator



MIKE DeMARTINO
Vice President,
Corporate Sales



TAD DICKMAN
Communications
Coordinator



SHAWN DUBROW
Sales Executive



CURTIS DVORAK
Mascot Coordinator



SEAN FLOOD
Director, Ticket Sales



SHANNON GRAY
Programmer Analyst




CLAY GREENHAW
Gameday Producer



JOSEPH GROVES
Presentation
Specialist




HEATHER HOLTZENDORF
Sales Coordinator



NATHAN HUBBELL
Vice President,
Partner Relations



CANDIS HUSTUS
Coordinator,
Promotions &
Programs



DAN JANKOSKI
Sales Executive




JESSICA JONES
Paralegal




PATRICK KAVANAGH
Videographer/Producer,
Jaguars.com



JOSHUA KIRSHNER
Fan Service Executive



BRYAN KUPFER
Fan Service Executive




ARRI LANDSMAN-ROOS
Business Planning
Analyst



STEVE LIVINGSTONE
Senior Manager,
Marketing



RYAN LOHNES
Sales Executive



ANDREW MALLORY
Marketing Coordinator



LAUREN McLAUGHLIN
Receptionist



TERESA MICHAEL
Executive Assistant,
Corporate Partnership,
Fan Engagement &
Ticketing



JEFF MIRANDA
CRM & Sales Support
Specialist



FRONT OFFICE



JON MORICI
Ticket Operations
Executive



ANGIE NIX
Director,
Guest Services



BRENDA O'DELL
A/P Coordinator



LAURA OAKES
UK Sponsorship
Director



JOHN OEHSER
Senior Writer,
Jaguars.com



ANTHONY RAMADAS
Office Logistics
Assistant



RJ REDD
Sales Executive



RUSSELL RENDON
Manager,
Ticket Sales




RYAN ROBINSON
Director,
Public Relations



MATT RYAN
Sales Executive



LISA SAHI-KIRAL
Jaguars Foundation
Assistant & Grants
Manager



DAVID SCORDO
Account Executive



THERESA SCORDO
Suites & Premium
Seats Coordinator



JIM SCOTT
Manager of Ticket
Operations



J.P. SHADRICK
Reporter/Editor,
Jaguars.com



RENZO SHEPPARD
Community Relations
Coordinator



IAN SMALLS
Sales Executive



MORGAN SMITH
Receptionist



NIKKI JACKSON SMITH
Account Manager



CHRISTY STECHMAN ZYNDA
Senior Manager,
Cheerleading, Promotions
& Programs



T.J. STREIT
Account Executive



EVERETT SULLIVAN
Associate Gameday
Producer



CHRIS SUTTON
Account Executive




BRUCE SWINDELL
Vice President,
Information Technology



SARAH TARBETT
Guest Services
Manager



T-NEISHA TATE
Jaguars Foundation
Program Coordinator



ANDREW TORRACO
Sales Executive



KATIE VAUGHN
Executive Assistant,
Communications



MIKE WEBB
Manager, Network
Administration &
Systems Security



KURT WISENBAUGH
Director, Game Events
& Production



MATT WOODS
Senior Account
Executive



CHRIS YEITER
Help Desk Technician



We're the team behind the team.

Proud to be the official
health care providers of the
Jacksonville Jaguars.

baptistjax.com



Changing Health Care for Good.

2013 PLAYER BIOGRAPHIES



50

RUSSELL ALLEN

LINEBACKER

6-3 238 LBS.


SAN DIEGO STATE

BORN MAY 5, 1986

OCEANSIDE, CALIFORNIA

ACQ. ROOKIE FREE AGENT 2009

EXP: 5TH YEAR



GAMES PLAYED/STARTED: 2009 (16/5), 2010 (16/4), 2011 (16/6), 2012 (16/16)
NFL TOTALS: 64 games, 31 starts
POSTSEASON TOTALS: 0 games, 0 starts
TRANSACTIONS: Signed as an undrafted rookie 4/26/09.

PRO: Fifth-year pro has played in all 64 games to start his career ... Re-signed with the club in 2012 offseason... Former undrafted rookie has made 31 starts including a career-high 16 in 2012 ... Career totals include 389 tackles (261 solo), 21 tackles for loss, two forced fumbles, nine passes defended and one INT ... One of only three players in team history to record 200-plus tackles in a season with a career-high 201 in 2012, joining Hardy Nickerson (230, 2001) and Paul Posluszny (231, 2012) ... Led team in 2012 with a career-high 10 tackles for loss and posted double-digit tackles in 12 of 16 games ... Produced two of the franchise's top nine single-game tackle totals in 2012 with 22 against Houston on Sept. 16 (2nd-most) and 20 at Houston on Nov. 28 (7th most) ... Plays key role on special teams with 42 career tackles, including at least 12 in three of first four seasons ... One of only three rookies (Derek Cox, Terrance Knighton) to play in all 16 games in 2009 ... Never missed a game in four seasons at San Diego State, starting 43 of 48 contests for the Aztecs ...

2012: Started all 16 games for the first time in his career and produced a career-high 201 tackles (137 solo), eight passes defended and 10 tackles for loss ... Added a half sack and four special teams tackles ... The 201 tackles ranked as third-most in franchise history (Hardy Nickerson, 230, 2001; Paul Posluszny, 231, 2012) ... Posted a career-high and team-best 10 tackles for loss ... One of five defensive players and seven players overall to start all 16 games ... **9/9 at MIN:** Opened the season with 11 tackles (seven solo) and one pass defended ... **9/16 vs. HOU:** Registered a career-high 22 tackles (17 solo) and one QB pressure and missed only five snaps. The 22 tackles tied for the second-most in team history ... **9/23 at IND:** Made 15 tackles (11 solo) with one tackle for loss, two QB pressures and one pass defended and followed with 17 tackles and one tackle for loss on **9/30 vs. CIN** ... **10/21 at OAK:** Had 11 tackles (seven solo) with two QB pressures, one pass defended and one special teams tackle. Recovered muffed punt in second quarter which led to a Jaguars TD ... **10/28 at GB:** Missed only five snaps, and led team with 12 tackles (six solo) with two passes defended ... Registered 16 tackles on **11/4 vs. DET** and eight tackles on **11/8 vs. IND** ... **11/18 at HOU:** Tallied a team-high 20 tackles (15 solo), tied for the sixth-most in team history ... **11/25 vs. TEN:** Had 12 tackles (nine solo) with two tackles for loss, one QB pressure and one pass defended. Added one special teams tackle ... Made 10 tackles (six solo) on **12/9 vs. NYJ** with one tackle for loss and followed with 14 tackles (seven solo) on **12/16 at MIA** ... Concluded season with nine stops on **12/23 vs. NE** and 10 tackles with three tackles for loss on **12/30 at TEN** ...

2011: Produced then career-best numbers with 76 tackles, one INT, two forced fumbles and four tackles for loss ... Played in all 16 games for the third consecutive season and made a career-high six starts ... Ranked second on the team with 12 special teams tackles ... Started five of the final six games and tallied double-digit tackles in four of the games ... One of eight defensive players to play in all 16 games ... **10/16 at PIT:** Made first start of the season in place of injured LB Clint Session. Totaled five tackles and added one special teams tackle ... **10/24 vs. BAL:** Led team with two special teams tackles ... **11/20 at CLE:** Split a sack with DT Tyson Alualu on QB Colt McCoy for a seven-yard loss in the fourth quarter ... **11/27 vs. HOU:** Started at LB and accumulated 13 tackles with two tackles for loss and one forced fumble ... **12/5 vs. SD:** Had 13 tackles in second consecutive start along with one special teams tackle ... **12/11 vs. TB:** Started at LB and forced a fumble by RB LeGarrette Blount that was recovered by DE Jeremy Mincey ... **12/15 at ATL:** Started at LB and registered a career-high 14 tackles (eight solo) with one tackle for loss ... **1/1 vs. IND:** Intercepted QB Dan Orlovsky in the third quarter for his first career INT. Tallied 11 tackles (six solo) in start ...

2010: Appeared in all 16 games for the second straight season and made four starts at LB ... Finished with 54 tackles (38 solo), one pass defended and a career-high four tackles for loss ... Added 12 special teams tackles ... Saw extensive action at LB (44 snaps) on **9/19 at SD** after Justin Durant left the game with an injury and totaled eight tackles along with two special teams tackles ... Earned first start of the season on **10/3 vs. IND** and accumulated four tackles ... Followed with five tackles in starting role on **10/10 at BUF** ... Had two special teams tackles on **10/31 at DAL** ... Had a tackle for loss on **12/5 at TEN** along with one special teams tackle ... finishing with three tackles and two special teams tackles ... Produced five tackles, one for

loss, in 20 snaps on **12/18 at IND** along with two tackles on special teams ... Started at LB on **12/26 vs. WAS** and registered a season-high 11 tackles (nine solo) with one tackle for loss on 37 snaps ... Concluded season with 10 tackles (nine solo) including a career-high two tackles for loss on **1/2 at HOU** ...

2009: Played in all 16 games as a rookie with five starts at LB ... Totaled 58 tackles (35 solo), three tackles for loss and one QB pressure ... Ranked third on the club with 14 special teams tackles ... Saw action on special teams in games 1-4 and posted three tackles on **10/4 vs. TEN** ... Inserted into starting lineup on **10/11 at SEA** due to injuries and tied for the team-lead with 12 tackles ... Started in place of injured Justin Durant on **11/22 vs. BUF** and finished with seven tackles ... Played 38 snaps at LB on **12/13 vs. MIA** and posted eight tackles including one for a loss ... Started at LB on **12/17 vs. IND** for injured Clint Ingram and tied career-high with 12 tackles (eight solo) ... Made starts on **12/27 at NE** and **1/3 at CLE** to conclude the season.

COLLEGE: Started 43 of 48 games at LB, never missing a game in four seasons ... Finished career with 375 tackles, 22 tackles for loss, 3.5 sacks, three forced fumbles and four fumble recoveries ... Ranked second in school history in tackles ... Led team with 107 tackles and ranked second with 9.5 tackles for loss as a senior ... Served as team captain his final two seasons ... Started at DE in two games as a senior.

PERSONAL: Married (Ali) with son, Parker ... Resides in Jacksonville, Fla. ... Attended Vista High (Calif.) and had his jersey retired in the 2010 offseason by the school ... Named San Diego County defensive player of the year by the San Diego Union-Tribune, the North County Times and CIF as a senior ... Led team to consecutive Division I championship game appearances ... Recorded team-high 118 tackles as a senior and was also credited with four sacks, four fumble recoveries and three forced fumbles ... Made numerous visits to local detention center in Jacksonville to give his testimony ... Weekly visitor to Daniel Home and Children's Home Society ... Visited patients at Wolfson Children's Hospital ... Participated in photo shoot to raise money for Boot Campaign, an organization that assists wounded returning combat military ... He and his wife visited El Salvador in 2011 offseason to see the children through Compassion International ... Twitter handle is @RussellAllen50 ... Full name: Russell David Allen.

RUSSELL ALLEN REGULAR SEASON STATISTICS

	GP/GS	TKL	SOLO	ASST	ST	SACKS	FF	FR	PD	TFL
2009 Jacksonville	16/5	58	35	23	14	0.0	0	0	0	3
2010 Jacksonville	16/4	54	38	16	12	0.0	0	0	1	4
2011 Jacksonville	16/6	76	51	25	12	0.5	2	0	0	4
2012 Jacksonville	16/16	201	137	64	4	0.5	0	1	8	10
NFL totals: 4 yrs	64/31	389	261	128	42	1.0	2	1	9	21

	GP/GS	NO	YDS	AVG	LG	TD
2011 Jacksonville	16/6	1	3	3.0	3	0

93

TYSON ALUALU

DEFENSIVE END

6-3 295 LBS.

CALIFORNIA

BORN MAY 12, 1987

HONOLULU, HAWAII

ACQ. 1ST ROUND OF 2010 DRAFT (10TH)

EXP: 4TH YEAR



GAMES PLAYED/STARTED: 2010 (16/16), 2011 (16/16), 2012 (16/16)

NFL TOTALS: 48 games, 48 starts

POSTSEASON TOTALS: 0 games, 0 starts

TRANSACTIONS: Originally selected in the first round (10th overall of the 2010 draft.

PRO: Former first-round pick has started all 48 games in his first three seasons ... Only defensive player to start all 16 games the last three seasons and joined C Brad Meester as the only players overall ... Career totals include 240 tackles (129 solo), 9.5 sacks, 14 tackles for loss, five passes defended and one fumble recovery ... Has 55 QB pressures in three seasons with 20 as a rookie, 22 in 2011 and 13 in 2012 ... Matched career-high with a team-best 3.5 sacks in 2012 ... Has 75-plus tackles and 2.5 sacks in each of his first three seasons ... Registered 3.5 sacks and seven tackles for loss as a rookie ... Joined Terrance Knighton as only two rookie defensive linemen in franchise history to start all 16 games as a rookie ... Became first player drafted by the Jaguars from the University of California ... Was one of five defensive tackles taken in the first round and the third overall, behind Ndamukong Suh and Gerald McCoy ... Fourth defensive tackle drafted in first round by the Jaguars in franchise history and first since 2002 (John Henderson) ... Became highest drafted



VETERANS



player in Cal history since Andre Carter was taken with the seventh overall pick by San Francisco in 2001 ... Played in 2010 Senior Bowl and recorded a sack ... Last name pronounced AH-lu AH-lu ...

2012: Started all 16 games for the third consecutive season ... Produced a career-high 82 tackles (36 solo) and led team with 3.5 sacks ... Added three tackles for loss and 13 QB pressures ... **9/9 at MIN:** Recorded five tackles in the season-opener and logged his seventh career sack in the third quarter off Christian Ponder ... **9/23 at IND:** Made four tackles (three solo), including two tackles for loss ... Had five tackles on **9/30 vs. CIN** and followed with four stops on **10/7 vs. CHI** ... **10/21 at OAK:** Had four tackles (two solo) with one QB pressure and one fumble recovery ... **10/28 at GB:** Totaled seven tackles (four solo) with one tackle for loss and one QB pressure ... **11/8 vs. IND:** Tallied seven tackles (four solo) with two QB pressures. Sacked Andrew Luck in the first quarter, his eighth career sack and second of the season ... Made 10 tackles (three solo) on **12/2 at BUF** and followed with seven tackles on **12/9 vs. NYJ** ... **12/16 at MIA:** Split a sack with DE Jason Babin of Ryan Tannehill ... **12/23 vs. NE:** Started at DT and made four tackles (two solo) with one sack and one QB pressure. Sacked Tom Brady in the fourth quarter ...

2011: Started all 16 games at DT for the second consecutive season ... Compiled a career-high 81 tackles (43 solo) along with 2.5 sacks, four tackles for loss, one fumble recovery and two passes defended ... Ranked second on the club with 22 QB pressures ... One of eight players to start all 16 games, one of only five defensive players ... Played major role on defense that ranked sixth in the NFL (313.0 avg.), the highest ranking for the club since 2006 ... **9/11 vs. TEN:** Opened season with three QB pressures, one pass defended and two solo tackles ... **9/25 at CAR:** Established a career-high with 11 tackles along with two tackles for loss and one pass defended ... **10/9 vs. CIN:** Recorded nine tackles and one QB pressure in the win ... **10/6 at PIT:** Sacked QB Ben Roethlisberger for a three-yard loss in the fourth quarter and totaled six tackles ... **10/30 at HOU:** Tied his career-high with 11 tackles and added two QB pressures ... **11/13 at IND:** Recovered a fumble by QB Dan Orlovsky in the fourth quarter which led to a Jaguars TD which sealed the victory ... **11/20 at CLE:** Split a sack with LB Russell Allen on QB Colt McCoy in the fourth quarter ... **12/11 vs. TB:** Produced three solo tackles, one sack and one QB pressure. Sacked QB Josh Freeman for a two-yard loss in the second quarter ... **1/1 vs. IND:** Recorded eight tackles with one tackle for loss in season-finale ...

2010: Started all 16 games as a rookie at DT, joining 2009 third-round pick Terrance Knighton as the only two DL in franchise history to accomplish the feat ... Ranked tied for second on team with 3.5 sacks and third with seven tackles for loss ... Totaled 77 tackles (50 solo), three passes defended and 20 QB pressures ... Ranked second in the NFL among all rookie defensive tackles in sacks including two in the first three games ... **9/12 vs. DEN:** Only rookie to start on opening day for the Jaguars and finished with seven tackles, one QB hit and first career sack ... Sacked Kyle Orton for a six-yard loss in the second quarter ... **9/26 vs. PHI:** Recorded eight tackles and split a sack with Knighton in the third quarter ... **10/10 at BUF:** Tallied seven tackles, two QB hits and two tackles for loss ... **10/31 at DAL:** Compiled six tackles, one sack, one tackle for loss and two QB hits ... **11/21 vs. CLE:** Registered a sack for the second time in three games ... **12/5 at TEN:** Totaled four tackles and a team-high four QB hits ... **12/18 at IND:** Led team with three QB hits and added three tackles on 52 snaps.

COLLEGE: Four-year letterman, playing in 52 games with 40 starts ... Never missed a game and started 39 consecutive games to complete his career ... Played DE and DT in 3-4 scheme ... Career totals include 195 tackles, 26 tackles for loss, 16 sacks, seven passes defended, four forced fumbles and four fumble recoveries ... Added one INT, 11 QB pressures and one blocked kick ... Three-time winner of the Brick Muller Award as team's most valuable defensive lineman ... Signed with California prior to 2005 season but enrolled in January of 2006 ... Started all 13 games as a senior at LDE in 3-4 defense for the third consecutive season ... Led All-Pac-10 linemen with career-high 65 tackles ... First-team All-Pac 10 selection ... Added a team-high 7.5 sacks and 11.5 tackles for loss ... Served as team captain ... Honored with Joe Roth Award given to the player that best exemplifies courage, attitude and sportsmanship ... Started all 13 games as a junior ... Posted 62 tackles, six sacks and 11 tackles for loss ... Earned second-team All-Pac 10 honors ... Started all 13 games as a sophomore for the first time in his career, mainly at DE in 3-4 defense ... Led DL with 52 tackles including 3.5 for loss ... Added 2.5 sacks, one INT and team-high four fumble recoveries ... Recovered first career fumble vs. Arizona and raced to the end zone for a TD ... Appeared in all 13 games as a true freshman with one start ... Majored in ethnic studies.

PERSONAL: Married (Desire) with sons, Tyree and Tydes, and daughter, Dereon ... Resides in Jacksonville, FL ... Attended St. Louis High School in Honolulu ... School also produced current NFL players Olin Kreutz (Chicago), Dominic Raiola (Detroit) and former NFL running back Chris Fuamatu-Ma'afala among others ... Was two-time all-state selection by Honolulu Star Bulletin ... Ranked as No. 2 player in state in 2005 by Rivals.com ... Posted team-high seven sacks and 59 tackles as a senior ... Supports and attends team sponsored events including Jaguars Readers Party, Food Drive and Operation Blessing ... Participated in photo shoot to raise money for Boot Campaign, an organization that assists wounded returning combat military ... Parents

are Ta'avao and Levaa'i Alualu ... Has seven sisters: Taimane-Ruta, Tanya, Tasia, Tatiana, Timena, Trinity and Trust, and one brother, Tupu ... Fourth member of his family to play college football. His uncle, Tupu Alualu played at Hawaii, cousin Ben Alualu played at Arizona and cousin, Tyrone Alualu, played at Laney College ... Lives by the motto "God first, and everything else will fall into place" ... Full name: Tyson Asi Alualu.

TYSON ALUALU REGULAR SEASON STATISTICS

	GP/GS	TKL	SOLO	ASST	ST	SACKS	FF	FR	PD	TFL
2010 Jacksonville	16/16	77	50	27	0	3.5	0	0	3	7
2011 Jacksonville	16/16	81	43	38	0	2.5	0	1	2	4
2012 Jacksonville	16/16	82	36	46	0	3.5	0	0	0	3
NFL totals: 3 yrs	48/48	240	129	111	0	9.5	0	1	5	14

19

BRYAN ANGER

PUNTER
6-3 202 LBS.
CALIFORNIA
BORN OCTOBER 6, 1988
CAMARILLO, CALIFORNIA
ACQ. 3RD ROUND OF 2012 DRAFT (70TH)
EXP: 2ND YEAR



GAMES PLAYED/STARTED: 2012 (16/0)
NFL TOTALS: 16 games, 0 starts
POSTSEASON TOTALS: 0 games, 0 starts
TRANSACTIONS: Originally selected in the third round (70th overall) of the 2012 draft.

PRO: Set NFL rookie records and franchise records as a rookie in 2012 for gross and net punting, finishing with a 47.8-yard average and 40.8-yard net on 91 punts ... Also set team records for single season gross and net averages, as well as mark for most punts (91), surpassing Bryan Barker's 85 in 1998 ... His 31 punts inside the 20 rank third in team history ... Of his 91 punts, 30 went for 50-plus yards (3rd in NFL) and 11 for 60-plus yards ... Named to Pro Football Weekly All-Rookie Team ... Has five of the 12 longest punts in franchise history including a career-long 73-yarder on Nov. 4 against Detroit ... Selected with the 70th overall pick in the third round, the highest a punter has been selected in the NFL draft since 1995 (Todd Sauerbrun, 54th overall, Chicago) ... Highest drafted specialist in Jaguars history and fifth overall, and third punter selected overall (David Leaverton, 5th round, 2001; Adam Podlesh, 4th round, 2007) ... Three-time All-Pac 12 first-team selection ... Two-time Ray Guy Award semifinalist ... Played in East-West Shrine game ... Teammate of Jaguars DT Tyson Alualu at California ...

2012: Appeared in all 16 games as a punter and also served as holder ... Punted 91 times for 4,353 yards (47.8 avg.) and 40.8 net with 31 punts inside the 20 ... Set NFL rookie and team records for gross and net average ... Ranked third in the NFL with 40 punts of 50-plus yards, sixth with a 47.8-yard average and seventh with a 42.4-yard net average ... Had 11 punts of 60-plus yards including a long of 73 yards ... **9/9 at MIN:** Made NFL debut with four punts for a 53.5 yard average (net 43.0) ... **9/16 vs. HOU:** Punted nine times for a 52.6 yard average (net 43.5) with a long of 60 and three downed inside the 20. Made one tackle. The nine punts tied for the second-most in team history for a game ... **9/23 at IND:** Had six punts for a 53.5 average (net 45.3) with a long of 66 and one downed inside the 20. The second quarter 66-yard punt was the fifth-longest in franchise history. Made one tackle ... Punted six times on **9/30 vs. CIN** for a 49.2 yard average (net 40.3) and six times on **10/7 vs. CHI** for a 48.5 average (net 47.2) with a long of 65 ... **10/21 at OAK:** Called on for nine punts and finished with a 42.1 average (net 39.2) with a long of 55 ... **10/28 at GB:** Had a second quarter punt blocked by Davon House and recovered in the end zone by Dezman Moses for a TD. Produced a 40.6 average (net 30.5) on five punts with a long of 57 ... **11/4 vs. DET:** Recorded a career-long 73-yard punt in the first quarter, the fourth-longest in franchise history. Finished with a 50.5 average (50.5 net) on four punts ... **11/8 vs. IND:** Punted five times for a 47.2 average (44.8 net) with a long of 57 ... **11/18 at HOU:** Punted five times for a 48.4 average (33.2 net) with a long of 62. Made one special teams tackle ... **12/9 vs. NYJ:** Had eight punts for a 45.4 average (43.1 net) with a long of 55 and five downed inside the 20 ... **12/23 vs. NE:** Finished with a 56.3 average (45.8 net) on four punts with a long of 65 ... **12/30 at TEN:** Had two of his five punts (46.4 avg.) returned for touchdowns by Darius Reynaud in season-finale.

COLLEGE: Four-year letterman, playing in 51 games ... Became only second player in school history to earn first-team all-conference honors in three straight seasons ... Punted 255 times for 11,094 yards (43.5 avg.) and 38.2-

yard net ... His 43.5-yard career average ranks second in school history and sixth in Pac-12 Conference history ... Finished career with 90 of his 255 punts (35.3 pct.) downed inside the 20-yard line ... Only 81 of 255 punts (31.8 pct.) were returned ... Had a 43.5-yard gross average, the second-best in school history ... Set school record as a junior with a 45.6-yard gross average ... Received the College Football Performance Awards' Elite Punter Trophy for his combined performance during the 2010 and '11 campaigns ... Averaged 40.0 yards per punt or more in a game 39 times ... Had at least one punt of 50 or more yards in 38 games ... Credited with four of the 12 longest punts in school history including a career-long 76-yard punt at Stanford as a freshman ... Only player in school history to win the J. Scott Duncan Award as Cal's Most Valuable Special Teams Player for the same three seasons ... Recorded 53 punts for 44.2-yard average and career-best 39.7 net as a senior... Named first-team All-America by The NFL Draft Report ... Earned All-Pac 12 Conference first-team honors by the coaches ... Had 19 punts downed inside the 20-yard line, 13 fair catches and 17 returns for 100 yards ... Had at least one punt of 50 or more yards in 11 games ... Candidate for the Campbell Trophy, often referred to as the "Academic Heisman," and the Lowe's Senior Class Award ... Punted 62 times for 45.6-yard average and 39.1 net as a junior... Set 23-year old school single-season record for gross average, the sixth-highest in the nation ... His 39.1-yard net average ranked third in the nation ... Named to the All-Pac 10 Conference first-team by the coaches, joining Nick Harris (1999-2000) as the only punters in school history to earn all-conference honors in consecutive seasons ... Placed 21 punts inside the 20-yard line ... Recorded 24 punts of 50-plus yards including a season-long 71-yarder against Stanford ... All-Pac 10 first-team selection as a sophomore ... Punted 69 times for 2,861 yards (41.5 avg.) ... Served as punter as a redshirt freshman ... Earned first-team Freshman All-America honors from College Football News ... Second-team All-Pac 10 selection by the coaches ... Finished with 3,063 yards on 71 punts for a 43.1-yard average and 37.2 net ... Graduated in December of 2011 with a bachelor's degree in integrative biology.

PERSONAL: Attended Camarillo (Calif.) High School ... Did not begin punting until junior season ... Was named first-team All-America by EA Sports and USA Today as a senior ... Averaged 41.8 yards per punt with 11 punts downed inside the 20-yard line ... Listed as nation's second-best punter by Rivals.com ... Selected to the All-Far West team by Super Prep ... Garnered Cal-Hi Sports first-team All-State accolades ... Also saw action at WR and finished with 42 receptions for 678 yards and six TDs as a senior ... Selected as school's Scholar Athlete of the Year ... Son of Jean and Mike Anger ... Brother, Michael Jr. played football at San Diego and soccer at UC Irvin ... Full name: Bryan Corey Anger.


BRYAN ANGER REGULAR SEASON STATISTICS

	GP	PUNTS	YARDS	GROSS AVG.	FC	NET AVG.	IN 20	LG	BLK
2012	16	91	4,353	47.8	29	40.8	31	73	1

72

MARK ASPER

GUARD
6-7 325 LBS.
OREGON
BORN NOVEMBER 8, 1985
REXBURG, IDAHO
ACQ. WAIVERS (MINNESOTA) 2012
EXP: 2ND YEAR



GAMES PLAYED/STARTED: 2012 (1/0)

NFL TOTALS: 1 game, 0 starts

POSTSEASON TOTALS: 0 games, 0 starts

TRANSACTIONS: Originally drafted by Buffalo in the sixth round (178th overall) of the 2012 draft ... Waived on 8/31/12 ... Claimed off waivers by Minnesota on 9/1/12 ... Waived on 12/22/12 ... Claimed off waivers by Jacksonville on 12/24/12.

PRO: Second-year offensive lineman has the ability to play both G and T ... Was a sixth-round draft pick of Buffalo in 2012 and was claimed off waivers by Minnesota on Sept. 1 ... Was inactive for first 14 games for the Vikings and was claimed off waivers by Jacksonville on Dec. 24 ... Played in season-finale for the Jaguars ... Three-year starter at Oregon ...

2012: Spent first 15 weeks on Minnesota's 53-man roster but was inactive for each game ... Spent preseason with Buffalo after being selected in the sixth round of the draft and was waived on final cuts ... Claimed on waivers by the Jaguars from Minnesota on Dec. 24 ... **12/30 at TEN:** Made NFL debut and saw action on special teams.

COLLEGE: Three-year starter ... Started 13 games at RG as a senior and one at RT ... Part of offensive line that helped offense rank third in the nation in scoring, fifth in rushing and sixth in total offense ... Named All-Pac-12 honorable mention by the conference coaches ... Earned Pac-12 All-Academic first-team honors ... Recipient of the Ed Moshofsky Trophy as team's most outstanding offensive lineman ... Started 11 of 13 games at RT as a junior ... Member of Oregon Iron Club for second straight year, totaling 1,137 pounds in clean, squat and bench during winter testing ... Started 12 of 13 games at RG as a sophomore ... Did not start against USC due to injury but still played 39 snaps ... Recorded 54 pancake blocks, the second-most on the team ... Saw action in seven games as a redshirt freshman ... Redshirted in 2007 after being away from the game for a two-year religious mission commitment.

PERSONAL: Married (Michelle) with two daughters ... Attended Bonneville High School where he was a three-year OL and DL starter ... Earned first-team all-state honors as a senior ... Also started on school's basketball team ... Son of Vaughn and Virginia Asper ... Full name: Mark Vaughn Asper.

58

JASON BABIN

DEFENSIVE END
6-3 267 LBS.
WESTERN MICHIGAN
BORN MAY 24, 1980
PAW PAW, MICHIGAN
ACQ. WAIVERS (PHILADELPHIA) 2012
EXP: 10TH YEAR



GAMES PLAYED/STARTED: 2004 (16/16), 2005 (12/3), 2006 (15/3), 2007 (2/0, 0/0), 2008 (9/4), 2009 (12/0, 1/0), 2010 (16/16), 2011 (16/16), 2012 (16/16)

NFL TOTALS: 114 games, 74 starts

JAGUARS TOTALS: 5 games, 5 starts

POSTSEASON TOTALS: 1 game, 0 starts

TRANSACTIONS: Originally drafted by Houston in the first round (27th overall) of the 2004 draft ... Traded to Seattle on 9/1/07 ... Waived on 9/18/08 ... Signed by Kansas City on 11/12/08 ... Signed by Philadelphia as an unrestricted free agent on 8/4/09 ... Signed by Tennessee as an unrestricted free agent on 3/17/10 ... Signed by Philadelphia as a free agent on 7/29/11 ... Waived on 11/27/12 ... Claimed off waivers by Jacksonville on 11/28/12.

PRO: 10th-year pro is considered one of the NFL's top pass rushers ... Two-time Pro Bowl selection (2010-11) ... Has played in 114 games with 74 starts and totaled 55.0 career sacks ... Career totals include 402 tackles (267 solo), 11 forced fumbles and three fumble recoveries ... Has spent time with Houston (2004-06), Seattle (2007-08), Kansas City (2008), Tennessee (2010), Philadelphia (2009, 2011-12) and Jacksonville (2012) ... Played in final five games for Jaguars in 2012 after he was claimed off waivers from Philadelphia on Nov. 28 ... Tied for third in the NFL since 2010 with 37.5 sacks, trailing only DeMarcus Ware (46.5) and Jared Allen (45.0) ... Has 13 career multi-sack games including three games with at least three sacks ... Produced a career-high 18 sacks in 2011, the third-most in the NFL, and had 12.5 sacks in 2010 ... Started first 11 games of 2012 season for Eagles and led team with 5.5 sacks including sacks in three of the last four games ...

2012: Started first 11 games for Philadelphia before he was waived on Nov. 27 ... Led Eagles in sacks with 5.5 and added 30 QB pressures, 32 tackles and one two forced fumbles ... Was claimed off waivers by the Jaguars on Nov. 28 and totaled 1.5 sacks, two forced fumbles, four tackles for loss and eight QB pressures in five games ... Sacked Brandon Weeden in season-opener on **9/9 at CLE** and added six QB pressures and a forced fumble ... Recorded 1.5 sacks of Kevin Kolb on **9/23 at ARI**, his 13th career multi-sack game ... Sacked and forced a fumble of Drew Brees on **11/5 at NO** ... Brought down Robert Griffin for a sack on **11/18 at WAS** ... Had a sack of Cam Newton on **11/26 vs. CAR**, his third in the last four games ... Made Jaguars debut on **12/2 at BUF** and totaled five tackles and one tackle for loss ... Started on **12/9 vs. NYJ** and made three tackles, one tackle for loss, one sack, one forced fumble and one fumble recovery. Had a sack/forced fumble/fumble recovery of Mark Sanchez in the second quarter ... **12/16 at MIA:** Forced a fumble on QB Ryan Tannehill on a half-sack in the second quarter and added three tackles ... **12/23 vs. NE:** Totaled four tackles and one tackle for loss along with six QB pressures ... Finished season on **12/30 vs. TEN** with two tackles and one tackle for loss ...

2011: Started all 16 games and produced a career-high 18 sacks ... His 18 sacks ranked third in the NFL and were the third-most in Eagles history behind Reggie White (21.0, 1987) and Clyde Simmons (19.0, 1992) ... Earned second straight Pro Bowl selection and named second-team AP All-Pro ... Also led team in QB pressures (48) and forced fumbles (3) ... Added 63 tackles (37 solo) ... Opened season with two sacks of Sam Bradford on **9/10 at STL** ... Took down Eli Manning on **9/25 vs. NYG**, combining with DE Trent Cole and DT Cullen Jenkins to become the first trio of Eagles players ever to have a sack in three straight games ... Amassed a career-high 3.0 sacks of Alex Smith on **10/2 vs. SF**, while also contributing six QB pressures and a forced fumble. Marked first time in his career with a sack in four straight games ... Had two



VETERANS



sacks of Tony Romo on **10/30 vs. DAL** ... Stripped the ball from Eli Manning for his 10th sack of the season on **11/20 at NYG** ... Registered his second three-sack performance of the season on **12/11 at MIA** and added a forced fumble of Matt Moore ... Recorded his third three-sack game on **12/18 vs. NYJ**, becoming only the 10th player in NFL history and first Eagle ever to have three or more sacks in back-to-back games ...

2010: Started all 16 games for Tennessee and made first career Pro Bowl ... Set career-highs in tackles (93), sacks (12.5) and forced fumbles (2) ... His 12.5 sacks ranked third in the AFC and sixth in the NFL ... Ranked second on the team with 10 tackles for loss ... Opened season with a sack and forced fumble of Jason Campbell on **9/12 vs. OAK** ... Led team with 10 tackles including a sack of Dennis Dixon on **9/19 vs. PIT** ... Notched 1.5 sacks off Kyle Orton on **10/3 vs. DEN** ... Registered a sack of Philip Rivers on **10/31 at SD** and Donovan McNabb on **11/21 vs. WAS** ... Dropped Matt Schaub for a sack on **11/28 at HOU** and Peyton Manning on **12/9 vs. IND** ... Matched a career-high with two sacks of Schaub on **12/19 vs. HOU** along with seven tackles, three QB pressures and a forced fumble ... Amassed 11 tackles and a half sack on **12/26 at KC** ...

2009: Appeared in 12 games for the Eagles ... Finished with 20 tackles (13 solo) and 2.5 sacks ... Notched at least a half sack in three consecutive games (**10/26 at WAS**, **11/1 vs. NYG** and **11/8 vs. DAL**) ...

2008: Began season with Seattle where he played in the first two games before he was waived on Sept. 18 ... Signed by Kansas City on Nov. 12 and played in seven games ... Sacked Philip Rivers on **12/14 vs. SD** and recorded a sack of Ryan Fitzpatrick on **12/28 at CIN** ...

2007: Appeared in two games for Seattle ...

2006: Saw action in 15 games with three starts for the Texans at LDE ... Finished with 25 tackles and a then career-high five sacks ... Registered a sack of Peyton Manning on **9/17 at IND** ... Tallied two sacks of David Garrard on **11/12 at JAX** ... Sacked Aaron Brooks for a 15-yard loss on **12/3 at OAK** and took down Tom Brady on **12/17 at NE** ...

2005: Played in 12 games with three starts at OLB ... Totaled 45 tackles (29 solo), four sacks and two forced fumbles ... Missed four games with a shoulder injury ... Recorded his first two sacks of the season on **12/18 vs. ARI** with sacks of Kurt Warner and John Navarre ... Registered 13 tackles and two sacks of Alex Smith on **1/1 at SF** ...

2004: Started all 16 games as a rookie at OLB ... Totaled 76 tackles (51 solo), four sacks and two fumble recoveries ... Recorded his first career sack on **9/12 at DET** off Joey Harrington ... Totaled five tackles and a sack of Daunte Culpepper on **10/10 vs. MIN** ... Led team with a career-high 10 tackles on **11/28 vs. TEN** ... Racked up nine tackles and a sack of Chad Pennington on **12/5 at NYJ** ... Recorded first career fumble recovery on **12/19 at CHI** off Chad Hutchinson ... Made a sack of David Garrard and recovered a fumble on **12/26 at JAX**.

COLLEGE: Appeared in 47 games with 25 starts at Western Michigan ... Was first player in school history to be selected in the first round of the NFL draft ... Finished his career with 38 sacks, 299 tackles, eight forced fumbles and two fumble recoveries ... Set school career records for sacks and tackles for loss (75) ... Two-time MAC Defensive Player of the Year and first-team All-MAC selection ... Posted 115 tackles, 15 sacks and 33 tackles for loss as a senior ... Earned first-team All-America honors from The NFL Draft Report and College Sports Report ... As a junior, totaled 94 tackles, 26 tackles for loss, 15 sacks, two forced fumbles, one fumble recovery and two passes defended ... Posted 56 tackles, 13 tackles for loss and a team-high seven sacks as a sophomore ... Only true freshman to letter for the Broncos after recording 34 tackles ... Majored in criminal justice.

PERSONAL: Married (Sara) with two sons, Maddux Bo and Talan Davis ... Attended Paw Paw High School where he was a two-time defensive MVP ... Missed his senior season with a broken leg ... Also lettered in wrestling and won a state title ... Plans to concentrate on real estate development when he retires ... Twitter handle is @JasonBabin93 ... Avid hunter ... Owns and operates Babin Ranch, a cattle ranch that is situated on 435 heavily wooded acres in Center, Texas ... Heavily involved with the Paw Paw Rocket Football League, a non-profit football organization located in his hometown that provides children with the opportunity to become involved in community football ... Has a fan site, www.babinfanclub.com where he sells merchandise and holds various contests for fans.

JASON BABIN REGULAR SEASON STATISTICS

	GP/GS	TKL	SOLO	ASST	ST	SACKS	FF	FR	INT	
2004	Houston	16/16	76	51	25	1	4.0	0	2	0
2005	Houston	12/3	45	29	16	0	4.0	2	0	0
2006	Houston	15/3	25	19	6	1	5.0	0	0	0
2007	Seattle	2/0	0	0	0	0	0	0	0	0
2008	Seattle	2/0	1	1	0	0	0	0	0	0
	Kansas City	7/4	30	29	1	0	2.0	0	0	0
2009	Philadelphia	12/0	20	13	7	1	2.5	0	0	0
2010	Tennessee	16/16	93	56	37	0	12.5	2	0	0
2011	Philadelphia	16/16	63	37	26	0	18.0	3	0	0
2012	Philadelphia	11/11	32	24	8	0	5.5	2	0	0
	Jacksonville	5/5	17	8	9	0	1.5	2	1	0
NFL totals: 9 yrs		114/74	402	267	135	3	55.0	11	3	0

23

ALAN BALL

CORNERBACK
6-2 197 LBS.
ILLINOIS
BORN MARCH 29, 1985
DETROIT, MICHIGAN
UNRESTRICTED FREE AGENT (HOUSTON) 2013
EXP: 6TH YEAR



GAMES PLAYED/STARTED: 2007 (2/0), 2008 (10/0), 2009 (16/3, 2/0), 2010 (16/16), 2011 (16/2), 2012 (11/1, 2/0)

NFL TOTALS: 71 games, 22 starts

POSTSEASON TOTALS: 4 games, 0 starts

TRANSACTIONS: Originally drafted by Dallas in the seventh round (237th overall) of the 2007 draft ... Waived on 9/2/07 ... Signed by Dallas to practice squad on 9/4/07 ... Activated to 53-man roster on 12/11/07 ... Signed by Houston as an unrestricted free agent on 6/4/12 ... Signed by Jacksonville as an unrestricted free agent on 3/15/13.

PRO: Sixth-year DB has ability to play CB and S ... Has played in 71 games with 22 starts including all 16 games in three of six seasons ... Spent five seasons (2007-11) with Dallas after being selected in the seventh round ... Played in 11 games for Houston in 2012 and two postseason games ... Career totals include 108 tackles (93 solo), three INTs, 17 passes defended, one forced fumble and one fumble recovery ... Excels on special teams and registered 38 career tackles ...

2012: Saw action in 11 games with one start at CB ... Made seven tackles and three passes defended ... Ranked second on the team with a career-high 13 special teams tackles ... Was inactive for the last five games with a foot injury ... Recorded two special teams tackles and a forced fumble on **9/30 vs. TEN** ... Assisted on two special teams tackles on **10/21 vs. BAL** and lead team with two special teams stops on **11/4 vs. BUF** ... Had a season-high four special teams tackles on **11/18 vs. JAX** ... Earned first start of the season on **11/22 at DET** and tallied five tackles and two passes defended ... Returned to action after missing last five games and made three special teams tackles in AFC Wild Card Playoff game on **1/5 vs. CIN** ... Had one tackle and one special teams tackle in AFC Divisional Playoff game on **1/13 at NE** ...

2011: Appeared in all 16 games with two starts ... Totaled 32 tackles (26 solo), one INT and a career-high six passes defended ... Made first start of the season on **9/18 at SF** and recorded four solo tackles and one INT ... Had four solo tackles on **9/26 vs. WAS** ... Started on **11/13 vs. BUF** and finished with four tackles (three solo) and one pass defended ... Made three solo tackles and added a special teams tackle in the season finale on **1/1 at NYG** ...

2010: Started all 16 games at FS for the only time in his career ... Finished with 50 tackles, a half sack, one QB pressure, two INTs, five passes defended and two forced fumbles ... Opened the season on **9/12 at WAS** with six tackles and the first forced fumble of his career ... Registered a career-high nine tackles on **10/31 vs. JAX** ... Tallied five tackles, one forced fumble and made first career INT on **11/14 at NYG** ... Had two tackles, two passes defended and INT in overtime win on **12/5 at IND** ...

2009: Played in all 16 games with three starts ... Totaled 18 tackles (15 solo), three passes defended and ranked third on the team with 16 special teams tackles ... Tied for team-lead with three special teams tackles on **10/11 at KC** along with two tackles on defense ... Led club with three special teams tackles on **11/1 vs. SEA** ... Posted a season-high four tackles on **12/13 vs. SD** ... Was named special teams captain for NFC Wild Card Playoff game on **1/9 vs. PHI** and had one tackle in his postseason debut ...

2008: Saw action in 10 games, mainly on special teams ... Made four tackles (three solo) and one pass defended ... Posted four tackles on **10/26 vs. TB** ... Had a season and then career-high three special teams tackles on **11/27 vs. SEA** on Thanksgiving Day ... Was inactive the final two games with an ankle injury ...

2007: Spent the first 14 weeks of the season on the Cowboys' practice squad ... Saw action in two games and made two tackles ... Made NFL debut on **12/22 at CAR** and had one special teams tackle.

COLLEGE: Four-year letterman ... Career totals included 199 tackles, eight tackles for loss, two INTs, 23 passes defended and one forced fumble ... Had a career-high 62 tackles, three tackles for loss, one INT and 13 passes defended as a senior ... Named the team's most outstanding DB as a junior, playing in all 11 games with seven starts, and leading the team with 55 tackles ... Made 10 starts as a sophomore and contributed 37 tackles, one pass defended and one tackle for loss ... Played in seven games with five starts as a freshman, and recorded 44 tackles, four passes defended and one forced fumble ... Was enrolled in the College of Liberal Arts and Sciences.

PERSONAL: Attended St. Martin De Porres in Detroit, Mich. ... Two-year letterman and earned PrepStar and SuperPrep all-region selection and was named to the Lansing State Journal "Catch 22" list as a senior ... Helped lead his team to 2001 state championship and was named a top-50 DB recruit nationally by Rivals.com ... Had 15 INTs as a senior ... Earned all-state honors in track, winning back-to-back 110-meter hurdles state titles as a junior and senior ... Full name: Alan Ball.

ALAN BALL REGULAR SEASON STATISTICS

YEAR	TEAM	GP/GS	TKL	SOLO	ASST	SACKS	FF	FR	INT	PD
2007	Dallas	2/ 0	2	2	0	0.0	0	0	0	0
2008	Dallas	10/ 0	4	3	1	0.0	0	0	0	1
2009	Dallas	16/ 3	18	15	3	0.0	0	0	0	3
2010	Dallas	16/16	45	40	5	0.5	1	0	2	4
2011	Dallas	16/ 2	32	26	6	0.0	0	1	1	6
2012	Houston	11/ 1	7	7	0	0.0	0	0	0	3
NFL TOTALS:		5 yrs 71/22	108	93	15	0.5	1	1	3	14

ADDITIONAL STATISTICS: Special teams tackles: 38 total, 1 in 2007, 5 in 2008, 13 in 2009, 1 in 2010, 5 in 2011, 13 in 2012

14

JUSTIN BLACKMON

WIDE RECEIVER
6-1 210 LBS.
OKLAHOMA STATE
BORN JANUARY 9, 1990
ARDMORE, OKLAHOMA
ACQ. 1ST ROUND OF 2012 DRAFT (5TH)
EXP: 2ND YEAR



GAMES PLAYED/STARTED: 2012 (16/15)
NFL TOTALS: 16 games, 15 starts
POSTSEASON TOTALS: 0 games, 0 starts
TRANSACTIONS: Originally selected in the first round (5th overall) of the 2012 draft.

PRO: Second-year WR looks to build off rookie season ... Set franchise rookie records in 2012 for receptions (64), receiving yards (865) and average per reception (13.5) ... Tied the club's rookie record with five receiving TDs ... Led team and tied for first among NFL rookies in receptions ... Led all rookies in receiving yards and tied for second in receiving TDs ... Started 15 of 16 games as a rookie, joining Reggie Williams (15 starts, 2004) as the only receivers in team history to accomplish the feat ... One of only three rookies in team history to post a 100-yard receiving game, joining Pete Mitchell (1995) and Matt Jones (2005) ... Finished with 236 receiving yards on Nov. 18 at Houston, the second-most in team history and third-most by a rookie in NFL history ... Named to Pro Football Weekly All-Rookie Team ... Concluded the season with at least five catches in six of the last seven games ... Was first of four wide receivers selected in the first round ... Selected with the fifth pick of the draft, obtained from Tampa Bay in exchange for 1st (7th) and 4th (101)-round selections ... First player drafted by the Jaguars from Oklahoma State and highest drafted player at school since Barry Sanders (3rd overall) in 1989 ... Became fourth WR taken in the first round in franchise history, and 21st overall ... Left school following his junior season ... Two-time All-America selection and two-time winner of Biletnikoff Award as nation's top receiver ...

2012: Appeared in all 16 games as a rookie and made 15 starts ... Established franchise rookie records for receptions (64), receiving yards (865), TDs (5) and average per reception (13.5) ... Led team in receptions and ranked second in TDs ... Led all rookies in receiving yards and tied Tennessee's Kendall Wright for most receptions ... Made NFL debut in starting role on **9/9 at MIN** and had three receptions for 24 yards. Caught two-point conversion pass from Blaine Gabbert in fourth quarter to build a 23-20 lead with 20 seconds remaining ... **9/30 vs. CIN:** Led team with six receptions for 48 yards, including two catches of 14 yards ... Made three catches for 40 yards on **10/7 vs. CHI** ... **10/21 at OAK:** Took one snap at QB and handed off to Rashad Jennings ... **10/28 at GB:** Totaled four receptions for 67 yards including a 36-yard reception in the first quarter ... **11/4 vs. DET:** Made first career TD reception in the fourth quarter, a six-yard pass from Blaine Gabbert. Finished with five receptions for 32 yards.... **11/18 at HOU:** Started at WR and posted a career high seven receptions for 236 yards and a TD. His 236 yards were second-most in a single game in franchise history (291, Jimmy Smith in 2000) and third-most by a rookie in NFL history. Caught an 81-yard touchdown pass from Chad Henne in the fourth quarter, the second-longest TD reception in franchise history. Also made receptions of 63 and 39 yards. Set franchise record with a 33.7-yard average per reception ... **11/25 vs. TEN:** Paced team with five catches for 62 yards and a TD. Scored on a seven-yard pass from Henne in the fourth quarter ... Had a team-high six receptions for 57 yards on **12/9 vs. NYJ** and followed with six catches for 93 yards on **12/16 at MIA** ... **12/23 vs. NE:** Scored on a three-yard pass from Chad Henne on the opening drive of the game and paced team with seven receptions for 79 yards ... Concluded season on **12/30 at TEN** and made six receptions for 79 yards and a TD. Scored on a 30-yard pass from Henne in the second quarter.

COLLEGE: Two-time All-America selection and two-time winner of Biletnikoff Award as nation's top receiver ... Finished with 253 career receptions for 3,564 yards and 40 TDs ... Started 26 of 38 games ... Had 19 career 100-yard receiving games ... Ranked eighth in NCAA Football Bowl Subdivision in receptions, fifth in receiving yards and second in TDs ... Only second two-time winner of the Biletnikoff Award as the nation's top receiver, joining Michael Crabtree of Texas Tech ... Set NCAA record with 14 straight games with 100-plus receiving yards and a TD ... Holds school single-season records for receptions (122, 2011), 100-yard receiving games (12, 2010), receiving yards (1,782, 2010) and TDs (20, 2010) ... His 40 career TD receptions ranked second in school history and fourth in Big 12 Conference history ... Played in all 13 games as a junior and finished with 122 receptions for 1,522 yards and 18 TDs ... Unanimous All-Big 12 Conference and All-America first-team selection and Biletnikoff Award winner ... Ranked third in school history for receiving yards and his 122 receptions set a school record ... Had seven 100-yard receiving games and reached 95 yards in two other games ... Did not catch a TD pass in the season-opener or regular season finale, but had at least one score in the 10 games in between ... Finished with 61 receptions for 860 yards and 10 TDs over the last six games ... Had NCAA-record 14 straight games with 100 receiving yards snapped at Tulsa ... Named Big 12 Conference Offensive Player of the Year as a sophomore by both the Associated Press and the league's coaches ... Became first offensive player of the year since Barry Sanders and was first receiver in Big 12 history to win the award ... Won Biletnikoff Award as nation's top WR as well as the Paul Warfield Award given annually by the Touchdown Club of Columbus to the best receiver in college football ... Produced the sixth-best receiving season in NCAA history with school-record 111 receptions for 1,782 yards with 20 TDs ... Averaged 16.1 yards per reception and ranked second in nation with 9.2 receptions per game ... Led nation with 148.5 receiving yards per game ... Posted 100-plus receiving yards and one TD in all 12 games ... His 1,782 yards were the most by a sophomore in NCAA history, surpassing Larry Fitzgerald's mark (1,672, 2003) ... Had at least a 29-yard reception and 105 receiving yards in every game ... Played in all 13 games as a redshirt freshman with four starts alongside current Dallas Cowboys WR Dez Bryant ... Finished with 20 receptions for 260 yards with two TDs ... Majored in business management.

PERSONAL: Single ... Attended Plainview High School in Ardmore, Oklahoma ... Lettered in football, baseball and basketball ... Earned SuperPrep All-America honors as a senior while leading team to a 12-1 mark ... Consensus all-state selection ... Totaled 61 receptions for 1,547 yards with 14 TDs in final season ... Added 152 rushing yards on 21 carries with two TDs ... Scored six special teams TDs and four TDs on INTs ... Was conference MVP in basketball as a junior ... Lettered one season in track, winning a state title in the long jump ... Born in Oceanside, Calif. ... Son of Warren and Donna Blackmon ... Father is a retired Marine ... Moved to Oklahoma while in the second grade ... Served as class president in high school and was a member of the choir ... Avid drummer ... Twitter handle is @JustBlack81 ... Full name: Justin Carl Blackmon.

JUSTIN BLACKMON REGULAR SEASON STATISTICS

YEAR	TEAM	GP/GS	RECs	YDS	AVG.	LG	TD
2012	Jacksonville	16/15	64*	865	13.5	81t	5

* Team Leader




VETERANS



38

ANTWON BLAKE

CORNERBACK
 5-9 198 LBS.
 TEXAS-EL PASO
 BORN AUGUST 8, 1990
 HOUSTON, TEXAS
 ACQ. ROOKIE FREE AGENT 2012
 EXP: 2ND YEAR



GAMES PLAYED/STARTED: 2012 (16/0)
NFL TOTALS: 16 games, 0 starts
POSTSEASON TOTALS: 0 games, 0 starts
TRANSACTIONS: Originally signed as an undrafted free agent 5/4/12.

PRO: Second-year pro earned a roster spot as a rookie free agent ... One of four rookies (Justin Blackmon, Julian Stanford, Bryan Anger) to play in all 16 games in 2012... Saw action mainly on special teams where he ranked second on the club with 13 tackles ... Had five tackles in the first three games ... Four-year letterman and two-year starter at CB for UTEP ... Born in Jacksonville, Fla. ...

2012: Played in all 16 games after making the roster as a rookie free agent ... Ranked second on the club with 13 special teams tackles ... Made NFL debut on **9/9 at MIN** and had two special teams tackles ... Also contributed two special teams tackles on **9/16 vs. HOU** ... Saw action for two snaps on defense on **9/30 vs. CIN** ... Recovered a Jaguars outside kick in the second quarter on **10/21 at OAK** and added one tackle on special teams ... Had one special teams tackle on **10/28 at GB**, **11/8 vs. IND**, **11/18 at HOU** and **11/25 vs. TEN** ... Recovered a muffed punt on **12/2 at BUF** that led to a TD ... Made two special teams tackles on **12/23 vs. NE**.


COLLEGE: Four-year letterman and two-year starter at CB ... Career totals included 137 tackles and 22 passes defended ... Credited with 46 tackles, seven passes defended and two blocked kicks as a senior ... Started all 12 games at LCB as a junior and finished with 60 tackles, two forced fumbles, two tackles for loss and a team-high 11 passes defended ... Played in eight games as a sophomore and missed four games with an ankle injury ... Majored in multi-disciplinary studies.

HIGH SCHOOL: Attended Thurgood Marshall High School in Missouri City, Texas ... Two-year starter and finished with 53 tackles, four INTs and two fumble recoveries as a senior ... Three-year letterman in track & field, competing in the 100, 200 and 400 meter races, in addition to being a member of the 4x100 relay unit ... Twitter handle is @ZillaVBlake ... Full name: Antwon Valentino Blake.

47

BRETT BRACKETT

TIGHT END
 6-5 246 LBS.
 PENN STATE
 BORN DECEMBER 13, 1987
 LAWRENCE, NEW JERSEY
 ACQ. WAIVERS (PHILADELPHIA) 2012
 EXP: 2ND YEAR



GAMES PLAYED/STARTED: 2011 (0/0), 2012 (0/0)
NFL TOTALS: 0 games, 0 starts
POSTSEASON TOTALS: 0 games, 0 starts
TRANSACTIONS: Originally signed by Miami as a rookie free agent on 7/28/11 ... Waived on 9/3/11 ... Signed by Miami to practice squad on 9/4/11 ... Waived on 9/6/11 ... Signed by Jacksonville to practice squad on 10/7/11 ... Waived on 10/11/11 ... Signed by Philadelphia as a free agent on 1/2/12 ... Waived on 8/31/12 ... Claimed off waivers by Jacksonville on 9/1/12.

PRO: Second-year TE has spent time with Miami, Jacksonville and Philadelphia ... Claimed off waivers by the Jaguars on Sept. 1, 2012 ... Suffered a knee injury in practice and was placed on season-ending injured reserve on Sept. 4 ... Was on the Jaguars practice squad for a week in 2011 ... Originally signed as an undrafted rookie by Miami in 2011 ... Four-year letterman at Penn State ...

2012: Spent the preseason with Philadelphia before he was waived on final cuts ... Finished with eight receptions for 64 yards and two TDs in the preseason ... Claimed off waivers by the Jaguars on Sept. 1 and suffered a season-ending knee injury in practice on Sept. 3 ...

2011: Originally signed as a rookie free agent by Miami ... Spent a week on the Dolphins practice squad ... Spent a week on the Jaguars practice squad after signing on Oct. 7.

COLLEGE: Four-year letterman, playing in 52 games with 15 starts ... Career totals included 56 receptions for 714 yards and seven TDs ... Started 11 games as a senior and made 39 catches for 525 yards and five TDs ... Played in all 13 games as both a junior and sophomore ... Had 13 receptions for 160 yards and one TD as a sophomore ... Graduated with a degree in marketing and economics.

PERSONAL: Single ... Attended Lawrence High School (New Jersey) ... Played QB in high school and threw for 3,847 yards and 46 TDs in his career while also rushing for 23 TDs ... Team captain as a senior ... Threw for 1,669 yards and 19 TDs in his final season ... Also lettered in basketball and baseball ... Was originally recruited as a QB before playing WR in college ... First member of his immediate family to earn a college degree ... Heavily involved in Uplifting Athletes, a non-profit organization designed to raise money for rare diseases ... Oldest of four children. Has two brothers, Nick and Bobby, and a sister, Danielle ... Full name: Brett Michael Brackett.

78

CAMERON BRADFIELD

OFFENSIVE LINEMAN
 6-4 308 LBS.
 GRAND VALLEY STATE
 BORN SEPTEMBER 14, 1987
 GRAND RAPIDS, MICHIGAN
 ACQ. ROOKIE FREE AGENT 2011
 EXP: 3RD YEAR



GAMES PLAYED/STARTED: 2011 (9/2), 2012 (14/12)
NFL TOTALS: 23 games, 14 starts
POSTSEASON TOTALS: 0 games, 0 starts
TRANSACTIONS: Originally signed as an undrafted rookie on 7/27/11.

PRO: Third-year pro has ability to play both G and T ... Started 14 career games (1 at LT, 13 at RT) since joining club as a rookie free agent ... One of only three undrafted rookies (Jamar Newsome, Kevin Rutland) to make the opening day roster in 2011 ... Made a career-high 12 starts in 2012, all at RT ...

2012: Played in a career-high 14 games with 12 starts at RT ... Opened season with start on **9/9 at MIN** but was limited to just 24 snaps due to right ankle injury ... Was inactive on **9/16 vs. HOU** and **9/23 vs. IND** ... Returned to the starting lineup on **9/30 vs. CIN** and started the next 11 games ... Played in goal line formation on special teams on **12/23 vs. NE** ... Saw action on special teams in season-finale on **12/30 at TEN** ...

2011: Appeared in nine games with two starts as a rookie ... Was inactive for two games and dressed but did not play in five games ... Made NFL debut on **9/11 vs. TEN** and saw action in two-TE formation and on special teams ... Earned first career start at LT on **10/16 at PIT** when Eugene Monroe and Eben Britton were unable to play due to injuries. Club rushed for 133 yards on 30 carries ... Saw action at RT on **11/13 at IND** and **12/15 at ATL** ... Started at RT on **12/24 at TEN** and helped Maurice Jones-Drew rush for 103 yards.


COLLEGE: Three year starter ... Has ability to play both RT and LT ... Started all 13 games at LT as a senior ... American Football Coaches Association and Associated Press All-America first-team selection ... Named conference offensive lineman of the year ... Part of OL that helped team average 216.3 rushing yards per game and 437.6 total yards per game ... Started all 15 games at RT as a junior ... Associated Press third-team All-America selection ... Started all 12 games at RT ... Honorable-mention all-conference selection and was named team's most improved player ... Saw action in all 13 games as a freshman as a reserve OL ... Made move from TE to OL in 2006 and did not play ... Majored in business administration.

PERSONAL: Single ... Attended Grand Rapids Creston High (Mich.) ... First-team all-city selection ... Also lettered in basketball ... Son of James and Cynthia Bradfield ... Full name: Cameron Bradfield.

90

ANDRE BRANCH

DEFENSIVE END
6-5 265 LBS.
CLEMSON
BORN JULY 14, 1989
RICHMOND, VIRGINIA
ACQ. 2ND ROUND OF 2012 DRAFT (38TH)
EXP: 2ND YEAR



GAMES PLAYED/STARTED: 2012 (13/3)
NFL TOTALS: 13 games, 3 starts
POSTSEASON TOTALS: 0 games, 0 starts
TRANSACTIONS: Originally selected in second round (38th overall) in 2012 draft.

PRO: Second-year DE will compete for a starting job ... Possesses long arms with an eighty-two inch wing span ... Appeared in 13 games as a rookie with three starts ... Was placed on injured reserve with a groin injury on Dec. 18 and missed the final three games ... Totaled 20 tackles (9 solo), one sack, 10 QB pressures, one forced fumble and one fumble recovery ... Added two special teams tackles ... Finished collegiate career with 17.5 sacks and 33.5 tackles for loss ... Played in the Senior Bowl ... First player from Clemson drafted by the Jaguars in franchise history ... Became only fourth DE selected by the Jaguars in the first two rounds in franchise history ...

2012: Appeared in 13 games as a rookie and made three starts ... Finished with 20 tackles (11 solo), one sack, one forced fumble, one fumble recovery and two passes defended ... Suffered a season-ending groin injury and was placed on injured reserve on Dec. 18, missing the final two games ... Made NFL debut on **9/9 at MIN** and recorded three tackles and two QB pressures ... Made first career start on **9/16 vs. HOU** and totaled six tackles with two QB pressures ... **9/23 at IND:** Started at DE, missed three snaps and made two tackles (one solo) with one QB pressure ... Also started on **9/30 vs. CIN** ... **10/28 at GB:** Had two tackles (one solo) with one pass defended. Logged first career sack, forced fumble and fumble recovery on a second quarter sack of

Aaron Rodgers, setting up a TD before halftime ... **11/8 vs. IND:** Played 14 snaps at DE with three tackles ... **11/18 at HOU:** Played 20 snaps at DE with one QB pressure and made two special teams tackles ... Was inactive (groin) on **12/16 at MIA** and was placed on injured reserve (groin) on Dec. 18.

COLLEGE: Four-year letterman, playing in 48 games with 27 starts ... Career totals include 197 tackles (142 solo), 17.5 sacks, 33.5 tackles for loss and 41 QB pressures ... Added 11 passes defended ... Finished with a career-high 10.5 sacks as a senior, fourth-most in school history ... Made at least one tackle in 41 straight games ... Started all 14 games as a senior at DE ... Team co-captain ... Earned second-team All-America honors by the Walter Camp Foundation, CBSSports.com, Phil Steele, Rivals.com and Sports Illustrated ... First-team All-ACC selection ... One of six finalists for the Ted Hendricks Award ... Registered a career-high 10.5 sacks, the most in the ACC and the fourth-most in school history for a season ... Compiled career-best 85 tackles (64 solo), team-high 17 tackles for loss, 17 QB pressures, one fumble recovery and one forced fumble ... The 17 tackles for loss ranked third in ACC ... Started 13 games at DE as a junior in first season as starter ... Finished with 55 tackles (36 solo), five sacks, 7.5 tackles for loss and team-high 16 QB pressures ... Led all ACC defensive ends with seven passes defended ... Appeared in all 14 games as a sophomore ... Recorded 46 tackles (33 solo), two sacks, eight tackles for loss and seven QB pressures ... Played in first four games as a freshman and final three games ... Totaled 11 tackles (nine solo) along with two special teams tackles ... Redshirted as a freshman ... Majored in sociology.

PERSONAL: Single ... Attended Varina High School in Richmond, Virginia ... Played football for head coach Gary Chilcoat ... Two-year starter at LB and TE ... Helped team to 11-2 mark as a senior and 9-1 record as a junior ... Rated the 47th-best prospect in the state by Rivals.com ... Recorded 62 tackles, seven tackles for loss, three sacks, two INTs and two fumble recoveries as a senior ... Also lettered in basketball ... Born in Richmond, Virginia ... Twitter handle is @BranchNout90 ... Full name: Orlandus Andre Branch.

ANDRE BRANCH REGULAR SEASON STATISTICS

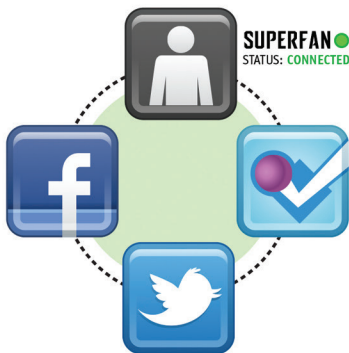
	GP/GS	TKL SOLO	ASST	ST	SACKS	FF	FR	INT
2012 Jacksonville	13/3	20 9	1	2	1.0	1	1	0

SOCIAL.JAGUARS.COM

BE SOCIAL & WIN!

1

SIGN-UP & CONNECT



2

PARTICIPATE - BE SOCIAL



3

EARN POINTS & WIN





VETERANS



60

MIKE BREWSTER

CENTER/GUARD

6-4 305 LBS.


OHIO STATE

BORN JULY 27, 1989

ORLANDO, FLORIDA

ACQ. ROOKIE FREE AGENT 2012

EXP: 2ND YEAR



GAMES PLAYED/STARTED: 2012 (12/7)

NFL TOTALS: 12 games, 7 starts

POSTSEASON TOTALS: 0 games, 0 starts

TRANSACTIONS: Originally signed as an undrafted free agent in 2012.

PRO: Second-year pro has ability to play C and G ... One of four undrafted rookies to make the opening day roster in 2012, joining DB Antwon Blake, WR Kevin Elliott and LB Julian Stanford ... Played in 12 games with seven starts at LG ... Suffered a hand injury on Dec. 9 against the Jets and was placed on injured reserve ... Four-year starter at Ohio State ... Attended Edgewater High School in Orlando, Fla. ...

2012: Appeared in 12 games as a rookie and made seven starts at LG ... Missed final three games with a hand injury ... Made NFL debut on **9/9 at MIN** and played both RG and LG, filling in for injured Eben Britton and Uche Nwaneri at different times ... Saw action on special teams on **9/16 at HOU** ... Made first career start at LG on **9/23 at IND** ... Played the entire second half at LG on **9/30 vs. CIN** ... Saw action on special and limited action at RG when Nwaneri left the game with an injury on **10/21 at OAK** ... Started and played every snap at LG on **10/28 at GB, 11/4 vs. DET, 11/8 vs. IND, 11/18 at HOU and 11/25 vs. TEN** ... Started at LG on **12/2 at BUF** and left game in the second quarter with a hand injury but returned in the third quarter ... Was inactive (hand) on **12/9 vs. NYJ** ... Was placed on injured reserve (hand) on Dec. 11.

COLLEGE: Four-year starter ... Named with Mike Adams as the team's Jim Parker Award winner as the team's most outstanding offensive lineman in 2011 ... One of four team captains as voted on by players ... Ended career with 49 straight starts, the second-longest streak in school history (Luke Fickell, 50 starts) ... Earned first-team All-America and first-team All-Big Ten as a junior ... Was the only junior to be named a finalist for the Rimington Trophy as the nation's outstanding center ... Was a Freshman All-America honoree after making 10 starts ... Graduated in December 2011 with a degree in strategic communications.

PERSONAL: Attended Edgewater High School in Orlando, Florida ... Played offense and defense and earned all-state honors as a senior and earned All-America honors from USA Today, Parade and EA Sports ... Regarded as a five-star prospect by Scout.com and was listed as the No. 1 center in the class of 2008 ... Full name: Michael Brewster.

48

JEREMY CAIN

LONG SNAPPER

6-1 245 LBS.

MASSACHUSETTS

BORN MARCH 24, 1980

FORT LAUDERDALE, FLORIDA

ACQ. WAIVERS (WASHINGTON) 2009

EXP: 7TH YEAR



GAMES PLAYED/STARTED: 2004 (5/0), 2005 (3/0), 2007 (9/0, 1/0), 2009 (16/0), 2010 (16/0), 2011 (16/0), 2012 (16/0)

NFL TOTALS: 81 games, 0 starts

JAGUARS TOTALS: 62 games, 0 starts

POSTSEASON TOTALS: 1 game, 0 starts

TRANSACTIONS: Originally signed as undrafted rookie by Chicago on 4/30/04 ... Waived on 9/5/04 ... Signed to Chicago practice squad on 9/7/04 ... Signed to active roster on 11/15/04 ... Waived on 9/3/05 ... Signed to Chicago practice squad on 9/5/05 ... Signed to active roster on 12/14/05 ... Waived/injured on 9/1/06 ... Signed by Philadelphia as free agent on 1/10/07 ... Waived on 9/2/07 ... Signed to Tennessee practice squad on 10/24/07 ... Waived on 10/27/07 ... Re-signed on 10/30/07 ... Waived on 8/31/08 ... Signed by Washington as free agent on 12/31/08 ... Waived on 6/12/09 ... Claimed off waivers by Jacksonville on 6/17/09.

PRO: Veteran long snapper has played in 81 games and has not missed a game the last four seasons, a streak of 64 consecutive games ... Has 26 career spe-

cial teams tackles ... Earned a roster spot with the Jaguars in 2009 as long snapper ... Has also spent time with Chicago and Tennessee ... Began career as a LB (Philadelphia, Washington) ... Registered 26 career special teams tackles including a career-high nine in 2009 ... Played in five games as a rookie with Chicago in 2004 including four in 2012 ... Did not play in 2006 and 2008 ...

2012: Appeared in all 16 games and served as the long snapper for placekicks and punts in all 16 games ... Finished with four special teams tackles ... Logged two special teams tackles on **9/16 vs. HOU** ... Made one tackle on **9/23 at IND** and **11/25 vs. TEN** ...

2011: Served as the long snapper for placekicks and punts in all 16 games ... Totaled five special teams tackles ... Recorded one special teams tackle on **10/2 vs. NO** and **11/13 at IND** ... Had a season-high two special teams tackles on **12/15 at ATL** ... Made one special teams tackle on **12/24 at TEN** ...

2010: Played in all 16 games for the second consecutive season ... Served as long snapper for placekicks and punts ... Had four special teams tackles ... Made two special teams tackles on **10/3 vs. IND** ... Finished season with one special teams tackle on **1/2 at HOU** ...

2009: Served as long snapper for placekicks and punts in a career-high 16 games ... Outlasted veteran Joe Zelenka in the preseason for the job ... Finished with nine special teams tackles, the second-most in team history by a long snapper (13, Rich Griffith, 1999) ... Had season-high two special teams tackles on **10/11 at SEA** ...

2008: Spent preseason with Tennessee before being waived on August 31 ...

2007: Served as long snapper and on coverage units in nine games for Tennessee and also saw action in one postseason game ... Was signed to Titans' practice squad on Oct. 24 and promoted to active roster three days later with injury to long snapper Ken Amato ... Posted three special teams tackles ... Had one special teams tackle on **11/4 vs. CAR** ... Saw action at FB on **11/19 at DEN** ...

2006: Was allocated to NFL Europa's Amsterdam Admirals where he served as linebacker and long snapper ... Finished with 38 tackles en route to a World Bowl XIV appearance ... Spent preseason with Chicago before reaching an injury settlement on Sept. 1 ...

2005: Spent first 13 weeks of season on Bears practice squad before being elevated to active roster for final three regular season games ... Finished with eight tackles and one pass defended ... Played LB in season-finale on **1/1 at MIN** and finished with eight tackles ...

2004: Appeared in five games as a rookie and had two tackles and one special teams tackle ... Originally signed by Chicago as an undrafted rookie and spent first part of the season on the club's practice squad ... Made NFL debut on **11/21 vs. IND** and recorded one special teams tackle.

COLLEGE: Two-time All-America selection ... Two-time candidate for Buck Buchanan Award, given annually to I-AA's top defensive player ... Ranked fifth on school's all-time list with 363 tackles ... Earned degree in hospitality from Isenberg School of Management in May 2004.

PERSONAL: Married (Erin) ... Resides in Ft. Lauderdale, Fla. ... Attended St. Thomas Aquinas High (Ft. Lauderdale) and earned all-state honors as senior LB/LS ... Has uncle, Ron, who played at Kentucky and spent time with Denver in 1960 ... His uncle, John, also played at Kentucky ... Took part in the NFL's business education program at Wharton School of the University of Pennsylvania in 2008 ... Visited Jacksonville Country Day School in 2009 and signed autographs for students ... Attended several Team Teal events ... Participated in PGA Tour's Family Fun Night at TPC Sawgrass in 2010 ... Played in Meals on Wheels golf tournament in 2010 ... Partnered with Adam Podlesh and Josh Scobee to distribute tickets throughout the 2010 season to local charities ... Attended 2010 First Tee Dinner at Deerwood Golf and Country Club ... Participated both financially and in person at the 2010 Shop with a Jock event at Target where more than 50 children from the Bridge of Northeast Florida and the MaliVai Washington Kids Foundation were treated to a shopping spree ... Born in Boynton Beach, Fla. ... Twitter handle is @JeremyCain48 ... Full name: Jeremy Robert Cain.

JEREMY CAIN REGULAR SEASON STATISTICS

TACKLES	GP/GS	TKLSO	ASST	ST	SACKS	FF	FR	PD	TFL	INT
2004 Chicago	5/0	2	0	2	1	0.0	0	0	0	0
2005 Chicago	3/0	6	4	2	0	0.0	0	0	1	0
2007 Tennessee	9/0	1	1	0	3	0.0	0	0	0	0
2009 Jacksonville	16/0	0	0	0	9	0.0	0	0	0	0
2010 Jacksonville	16/0	0	0	0	4	0.0	0	0	0	0
2011 Jacksonville	16/0	0	0	0	5	0.0	0	0	0	0
2012 Jacksonville	16/0	0	0	0	4	0.0	0	0	0	0
NFL totals: 7 years	81/0	9	5	4	26	0.0	0	0	1	0

92 BRANDON DEADERICK

DEFENSIVE END
6-4 305 LBS.
ALABAMA
BORN AUGUST 19, 1987
ELIZABETHTOWN, KENTUCKY
ACQ. WAIVERS (NEW ENGLAND) 2013
EXP: 4TH YEAR



GAMES PLAYED/STARTED: 2010 (10/4), 2011 (10/5), 2012 (14/5)

NFL TOTALS: 34 games, 14 starts

POSTSEASON TOTALS: 6 games, 5 starts

TRANSACTIONS: Originally a seventh round (247th overall) selection by the Patriots in the 2010 NFL Draft ... Waived on 5/13/13 ... Claimed off waivers by Jacksonville on 5/14/13.

PRO: Fourth-year DE spent the last three seasons with New England ... Drafted in the seventh round (247th overall) by the Patriots in 2010 ... Career totals include 41 tackles (28 solo), 5.0 sacks, two forced fumbles and one pass defense ... Has played in 34 career games with 14 starts ...

2012: Appeared in 14 games with five starts... Registered 14 tackles (eight solo), two forced fumbles, 1.0 sack and one pass defense ... Started first game of season on **12/2 at MIA** ... Tallied a season-high five tackles (one solo) on **12/10 vs. HOU** ... Started fifth consecutive game at DT and collected two tackles and his only sack of the season on **12/30 vs. MIA** ... Was inactive due to injury on **9/30 at BUF** and on **9/23 at BAL** ... Started at DT and recorded one tackle in the divisional playoff game on **1/13/13 vs. HOU** ... Saw action at DT and added one tackle in the AFC Championship on **1/20/13 vs. BAL**.

2011: Appeared in 10 games with five starts ... Recorded 17 tackles (11 solo) and 2.0 sacks ... Made first start of the season at LDE and recorded four tackles (two solo) on **11/06 vs. NYG** ... Registered a season-high five tackles (four solo) and 1.0 sack on **12/11 at WAS** ... Started at RDE and made 1.0 sack on **12/24 vs. MIA** ... Started all three games during the 2011 postseason and registered two tackles on **1/14/12 vs. DEN** in the Divisional round, two solo tackles in the AFC Championship on **1/22/12 vs. BAL** and 1.0 sack in Super Bowl XLVII on **02/05/12 vs. NYG**.

2010: Appeared in 10 games with four starts ... Made 10 tackles (nine solo) and two sacks during his rookie season ... Made first NFL start and registered first sack on **10/17 vs. BAL** ... Added second sack of season on **10/24 at SD** ... Recorded a season-high two tackles on five different occasions ... Inactive for first three games of season ... Started at RDE and registered four solo tackles on **1/16/11 vs. NYJ** in the Divisional playoffs.

COLLEGE: Started 31 of 44 games at Alabama, totaling 82 tackles and eight sacks ... As a senior, started 10 games and tallied 23 tackles, including 4.4 for a loss and one sack ... As a junior, registered 36 tackles and four sacks in 14 starts at DE ... As a sophomore, started seven of 13 games and finished with 22 tackles, two sacks and three tackles for a loss ... As a freshman, appeared in seven games and recorded two tackles ... Redshirted during the 2005 season.

PERSONAL: Attended Elizabethtown High School (Ky.) ... Led his team to a 12-3 record and was a Class 2A state finalist ... Averaged more than 10 tackles per game during his senior season and recorded seven sacks ... As a junior, totaled 95 tackles and 22 sacks en route to all-state honors ... Twitter handle is @BDeaderick71 ... Full name: Brandon Augustus Deaderick.

DEADERICK'S REGULAR SEASON STATISTICS


YEAR	TEAM	GP/GS	TKL	SOLO	ASST	SACKS	FF	FR	INT	PD
2010	New England	10/4	10	9	1	2.0	0	0	0	0
2011	New England	10/5	17	11	6	2.0	0	0	0	0
2012	New England	14/5	14	8	6	1.0	2	0	0	1
NFL Totals: 3 years		34/14	41	28	13	5.0	2	0	0	1

DEADERICK'S POSTSEASON STATISTICS

YEAR	TEAM	GP/GS	TKL	SOLO	ASST	SACKS	FF	FR	INT	PD
2010	New England	1/1	4	4	0	0.0	0	0	0	0
2011	New England	3/3	5	3	2	1.0	0	0	0	0
2012	New England	2/1	1	0	1	0.0	0	0	0	0
NFL Totals		6/5	10	7	3	1.0	0	0	0	0

96 PANNEL EGBOH

DEFENSIVE END
6-6 287 LBS.
STANFORD
BORN MARCH 23, 1986
MESQUITE, TEXAS
ACQ. FREE AGENT 2013
EXP: 2ND YEAR



GAMES PLAYED/STARTED: 2012 (ps)

NFL TOTALS: 0 games, 0 starts

POSTSEASON TOTALS: 0 games, 0 starts

TRANSACTIONS: Originally signed by San Francisco as an undrafted rookie on 5/26/09 ... Waived on 9/5/09 ... Signed by Houston to practice squad on 12/10/09 ... Waived on 8/30/10 ... Claimed off waivers by Philadelphia on 8/31/10 ... Waived on 9/3/10 ... Signed by Philadelphia to practice squad on 10/13/10 ... Waived on 11/10/10 ... Signed by Tennessee to practice squad on 12/22/10 ... Waived on 9/3/11 ... Signed by Tennessee to practice squad on 9/4/11 ... Waived on 9/11/12 ... Signed by Tennessee as a free agent on 9/26/12 ... Waived on 11/6/12 ... Signed by Jacksonville as a free agent on 4/18/13.

PRO: Second-year DE earned a contract with the Jaguars after attending the club's veteran minicamp on a tryout basis in April of 2013 ... Also spent time with San Francisco, Houston, Philadelphia and Tennessee ... Played in six games for the Titans in 2012 ... Four-year letterman at Stanford ...

2012: Played in six games at DE and made two tackles ... Was inactive for season-opener on **9/9 vs. NE** and was waived on Sept. 11 ... Re-signed by Titans on Sept. 26 and made NFL debut on **9/30 at HOU** where he posted two stops ... Also saw action on **10/7 at MIN**, **10/11 vs. PIT**, **10/21 at BUF**, **10/28 vs. IND** and **11/4 at CHI** ... Was waived on Nov. 6.

2011: Spent entire season on Tennessee's practice squad ...

2010: Spent preseason with Houston before he was waived during final cuts ... Was claimed off waivers by Philadelphia and spent three weeks on the club's practice squad ... Concluded the season on Tennessee's practice squad for the final two games ...

2009: Entered the NFL as a rookie free agent with San Francisco and was waived on final cuts ... Spent final three weeks of the season on Houston's practice squad.

COLLEGE: Four-year letterman ... Committed to Stanford as a tight end but switched positions to defensive end following his redshirt freshman season ... Started 10 of 12 games as a senior and totaled 31 tackles and 1.5 sacks along with 3.5 tackles for loss ... Led team's DL with a career-high 49 tackles and totaled 13.5 tackles for loss and six sacks ... Earned Pac-10 Defensive Player of the Week honors after posting 10 tackles, 2.5 tackles for loss, 1.5 sacks and a blocked kick in upset win over USC ... Started all 12 games at DE as a sophomore and finished with 45 tackles ... Tied for team-lead with 5.5 tackles for loss ... Finished freshman season with 15 tackles, 2.5 tackles for loss and one sack ... Redshirted as a freshman in 2004 ... Majored in management science and engineering.

PERSONAL: Attended North Mesquite (Texas) High School ... Played only one season of football ... Totaled 54 tackles, four sacks, three fumble recoveries and three blocked field goals as a senior ... Did not play football as a junior except in order to focus on academics ... Earned all-state academic honors and was named a McDonald's Scholar-Athlete as a senior and was a member of the National Honor Society ... Also played basketball for two seasons ... Was not highly recruited out of high school due to lack of experience ... Family is of Nigerian heritage ... Name pronounced Puh-nell Egg-bow ... Full name: Pannel Egboh.



VETERANS



21

JUSTIN FORSETT

RUNNING BACK

5-8 194 LBS.


CALIFORNIA

BORN OCTOBER 14, 1985

LAKELAND, FLORIDA

ACQ. UNRESTRICTED FREE AGENT (HOUSTON) 2013

EXP: 6TH YEAR



GAMES PLAYED/STARTED: 2008 (14/0), 2009 (16/2), 2010 (16/5), 2011 (16/0, 2/1), 2012 (16/0, 0/0)

NFL TOTALS: 78 games, 7 starts

POSTSEASON TOTALS: 2 games, 1 starts

TRANSACTIONS: Originally drafted by Seattle in the seventh round (233rd overall) of the 2008 draft ... Waived on 9/9/08 ... Claimed off waivers by Indianapolis on 9/11/08 ... Waived on 10/7/08 ... Signed by Seattle to practice squad on 10/9/08 ... Activated to 53-man roster on 10/14/08 ... Signed by Houston as an unrestricted free agent on 6/4/12 ... Signed by Jacksonville as an unrestricted free agent on 3/15/13.

PRO: Sixth-year pro sees action at RB and also as a return specialist ... Has played in 78 career games with seven starts including all 16 games in four of five seasons ... Has spent time with Seattle, Indianapolis and Houston ... Career totals include 341 rushes for 1,661 yards (4.9 avg.) and eight TDs, 100 receptions for 768 yards and 1 TD, 46 punt returns for 372 yards (8.1 avg.) and 38 kickoff returns for 873 yards (23.0 avg.) ... Has two career 100-yard rushing games, both in 2009, and 48 rushes of 10-plus yards ... Four of his eight career rushing TDs came in consecutive games in 2009 ... Native of Mulberry, Fla. ...

2012: Appeared in all 16 games for the Texans after signing as an unrestricted free agent ... Finished with 374 yards on 63 carries (5.9 avg.) and one TD along with three receptions for 38 yards ... Also saw action on special teams, finishing with three tackles ... Had six carries for 35 yards in the fourth quarter on **9/16 at JAX** ... Led team with 47 yards on seven carries on **10/14 vs. GB** ... Had six rushes for 32 yards on **10/21 vs. BAL** ... Had 25-yard run on **11/11 at CHI** ... Scored on an 81-yard run in the third quarter on **11/22 at DET**, the longest run of his career and the longest run in Texans franchise history ... Posted a team-high 64 yards on 14 carries on **12/2 at TEN** ... Did not play in either postseason game ...

2011: Saw action in all 16 games for the third straight season ... Totaled 145 yards on 46 carries (3.2 avg.) and one TD along with 23 catches for 128 yards ... Had a season-high 31 yards on four carries on **11/20 at STL** including a 22-yard TD run ...

2010: Played in all 16 games with a career-high five starts ... Totaled 523 yards on a career-high 118 carries (4.4 avg.) with two TDs ... Had 33 receptions for 252 yards ... Returned three punts for 17 yards ... Gained 67 yards on 10 carries and scored a TD on **10/17 at CHI** ...

2009: Appeared in all 16 games and recorded two starts ... Rushed for a career-high 619 yards on 114 carries (5.9 avg.) with four TDs ... Added a career-best 41 receptions for 350 yards and one TD ... Returned 16 punts for 92 yards (5.8 avg.) and 18 kickoff returns for 432 yards (24.0 avg.) with a long of 46 yards ... Became first player since Shaun Alexander in 2005 to score at least one TD in four consecutive games ... Registered first career 100-yard rushing game on **11/15 at ARI** with 123 yards on 17 carries (7.2) and one TD ... Totaled 80 receiving yards with a long of 47 on **11/22 at MIN** ... Had career-best numbers on **11/29 at STL** with 22 rushes for 130 yards (5.9 avg.) and two TDs ...

2008: Played in 14 games as a rookie ... Earned spot on Seahawks 53-man roster to open the season, but was waived following week one and claimed off waivers by Indianapolis ... Played in three games for the Colts before he was waived on Oct. 7 ... Returned to Seahawks practice squad on Oct. 8 and activated to 53-man roster on Oct. 14 ... Served as return specialist and had 27 punt returns for 9.7 avg. and 18 kickoff returns for a 23.4 avg.

COLLEGE: Played in 29 games with 18 starts ... Ranked third in school history with 3,220 rushing yards and was fourth with 26 rushing TDs on 567 carries ... Added 41 receptions for 386 yards and one TD and 10 kickoff returns for 162 yards ... Started 13 games as a senior and earned All-Pac-10 Conference first-team honors ... Set school single-season record with 305 rushing attempts and ranked second with 1,546 yards along with 15 TDs ... Added 22 catches for 202 yards ... Appeared in all 13 games as a junior and made two starts ... Totaled 626 yards on 119 carries with four TDs and 12 receptions for 116 yards and one score ... Served as Marshawn Lynch's backup as a sophomore and started three of 12 games ... Had 132 rushes for 999 yards (7.6 avg.) and six TDs along with seven catches for 68 yards ... Saw action as a freshman, mostly on special teams.

PERSONAL: Married (Angela) with son, Judah ... Attended Grace Prep Academy in Arlington, Texas for final two seasons ... Spent freshman and sophomore years at Polk High School in Mulberry, Fla. before family moved to Texas ... Led the Academy to back-to-back state championships in the Texas private school division, earning Class 4A First-Team All-State and Most Valuable Player honors ... Member of the Dallas Morning News' All-Area Top 100 team and participated in the Texas All-Star Game, earning MVP accolades ... Scored 63 TDs and rushed for nearly 5,000 yards during final two seasons ... Also lettered in basketball and track ... Father, Rodney, is a minister and coach ... Plays the tenor saxophone and piano ... Wife was a former standout volleyball player at California and participated in the U.S. Women's Volleyball team training camp in 2012 prior to the Olympics ... Born in Lakeland, Fla. ... Twitter handle is @JForsett ... Full name: Justin Forsett.

FORSETT'S REGULAR SEASON STATISTICS

YEAR	GP/GS	RUSHING					
		NO	YDS	AVG	LG	TD	
2008	Seattle	11/0	0	0	0.0	--	0
	Indianapolis	3/0	0	0	0.0	--	0
2009	Seattle	16/2	114	619	5.4	35	4
2010	Seattle	16/5	118	523	4.4	32	2
2011	Seattle	16/0	46	145	3.2	22t	1
2012	Houston	16/0	63	374	5.9	81t	1
NFL TOTALS:	6 years	78/7	341	1,661	4.9	81t	8

YEAR	GP/GS	RECEIVING					
		NO	YDS	AVG	LG	TD	
2008	Seattle	11/0	0	0	0.0	--	0
	Indianapolis	3/0	0	0	0.0	--	0
2009	Seattle	16/2	41	350	8.5	47	1
2010	Seattle	16/5	33	252	7.6	21	0
2011	Seattle	16/0	23	128	5.6	18	0
2012	Houston	16/0	3	38	12.7	18	0
NFL TOTALS:	6 years	78/7	100	768	7.7	47	1

YEAR	GP/GS	PUNT RETURNS					
		NO	YDS	AVG	LG	TD	
2008	Seattle	11/0	23	927	9.9	29	0
	Indianapolis	3/0	4	36	9.0	25	0
2009	Seattle	16/2	16	92	5.8	20	0
2010	Seattle	16/5	3	17	5.7	12	0
2011	Seattle	16/0	0	0	0.0	--	0
2012	Houston	16/0	0	0	0.0	--	0
NFL TOTALS:	6 years	78/7	46	372	8.1	29	0

YEAR	GP/GS	KICKOFF RETURNS					
		NO	YDS	AVG	LG	TD	
2008	Seattle	11/0	7	174	24.9	32	0
	Indianapolis	3/0	11	248	22.5	28	0
2009	Seattle	16/2	18	432	24.0	46	0
2010	Seattle	16/5	1	8	8.0	8	0
2011	Seattle	16/0	1	11	11.0	11	0
2012	Houston	16/0	0	0	0.0	--	0
NFL TOTALS:	6 years	78/7	38	873	23.0	46	0

ADDITIONAL STATISTICS: Special teams tackles – 3 total, 2 in 2009, 3 in 2012



11 **BLAINE GABBERT**
 QUARTERBACK
 6-4 235 LBS.
 MISSOURI
 BORN OCTOBER 15, 1989
 BALLWIN, MISSOURI
 ACQ. 1ST ROUND OF 2011 NFL DRAFT (10TH)
 EXP: 3RD YEAR



GAMES PLAYED/STARTED: 2011 (15/14), 2012 (10/10)
NFL TOTALS: 25 games, 24 starts
POSTSEASON TOTALS: 0 games, 0 starts
TRANSACTIONS: Originally drafted in the first round (10th overall) of the 2011 draft.

PRO: Third-year QB has played in 25 games with 24 starts ... Only second QB drafted by the Jaguars in the first round as he was selected with the 10th overall pick in 2011 ... Career totals include 372 of 691 passing for 3,876 yards with 21 TDs/17 INTs and a 70.2 rating ... Has 43 career completions of 20-plus yards (25 in 2011, 18 in 2012) ... Owns 5-19 record as a starter ... Has four career multi-TD passing games ... Has thrown two of the seven longest TD passes in team history including an 80-yard completion to Cecil Shorts on Sept. 23, 2012 at Indianapolis, the third-longest in team history ... Started the first 10 games in 2012 before he was placed on injured reserve on Nov. 21 with a right forearm/left shoulder injury ... Registered the four highest passing totals of his career in 2012 including a career-best 303 on Oct. 28 at Green Bay ... Set a franchise record for a rookie QB in 2011 with 14 starts ... His 14 starts in 2011 were third-most among all rookie QBs (Cam Newton and Andy Dalton, 16 starts) ... Was one of eight rookie QBs to attempt a pass in 2011 ... Youngest QB in NFL history to start at least 13 games ... Among active QBs, only four (Michael Vick, Alex Smith, Matthew Stafford and Josh Freeman) were younger than Gabbert (21 years, 345 days old) when they made their first start ... Was one of four QBs selected in the first 12 picks, the third overall behind Cam Newton and Jake Locker ... Two-year starter at Missouri where he posted an 18-8 record ... Finished career with 6,822 passing yards, third-most in school history ... Left school following his junior season ...

2012: Started the first 10 games ... Completed 162 of 278 passes for 1,662 yards with nine TDs and six INTs for a 77.4 rating ... Added 18 rushes for 56 yards ... Finished with a 58.3 completion percentage ... Missed the final six games after he was placed on injured reserve with a right forearm injury on Nov. 21 ... Had 200-plus passing yards in three consecutive games for the first time in his career ... Recorded 18 completions of 20-plus yards with three resulting in TDs ... **9/9 at MIN:** Completed 23 of 39 passes in season-opener for a career-high 260 passing yards and 96.1 rating. Had one-yard TD pass to Mercedes Lewis in the second quarter and hooked up with Cecil Shorts for a 39-yard scoring play in the fourth quarter. The TD pass to Shorts gave the Jaguars a one point lead with 20 seconds remaining in regulation. Added a two-point conversion pass to Justin Blackmon to build a 23-20 lead ... **9/16 vs. HOU:** Had five-yard TD pass to Maurice Jones-Drew in the third quarter. Left game in fourth quarter with a glute injury. Finished 7 of 19 passing for 53 yards. ... **9/23 at IND:** Hooked up with Cecil Shorts for an 80-yard TD pass that gave club a 22-17 lead with 45 seconds remaining, the longest completion of his career and tied for the third-longest in franchise history. Was 10 of 21 passing for 155 yards. ... **9/30 vs. CIN:** Finished 23 of 34 passing (67.6 pct.) for 186 yards. Had a two yard TD pass to Mercedes Lewis in the second quarter. Threw first INT of season in fourth quarter that led to a Cincinnati field goal, snapping a streak of 130 consecutive passes without a pick ... **10/7 vs. CHI:** Completed 17 of 33 passes for 142 yards with two INTs. Threw third quarter INT that was returned for a score by Lance Briggs ... **10/21 at OAK:** Connected with Cecil Shorts on a 42-yard touchdown pass in the first quarter. Left the game in the second quarter with a left shoulder injury after completing eight of 12 passes for 110 yards ... **10/28 at GB:** Set career highs for completions (27), attempts (49) and passing yards (303). Marked his first career 300+ yard passing game. Had four completions of 20-plus yards. Connected with offensive lineman Guy Whimper, who was lined up as a TE, on a one-yard TD pass in the second quarter ... **11/4 vs. DET:** Was 27 of 38 passing for 220 yards with two TD and two INT. Set a new career high in completion percentage (71.0) and tied a career high in completions. Connected with Micheal Spurlock on a five-yard TD pass in the fourth quarter and Justin Blackmon on a six-yard TD pass in the fourth quarter ... **11/8 vs. IND:** Threw for 209 yards on 18 of 31 passing with one INT. Completed a 52-yard pass to Cecil Shorts in the third quarter. Left the game in the fourth quarter with a left shoulder injury after a sack by Antoine Bethea ... **11/18 at HOU:** Left the game in the first quarter with a right forearm/elbow injury after a Danieal Manning sack/forced fumble. Completed both his passing attempts for 24 yards... Was placed on injured reserve (forearm) on Nov. 21 ...

2011: Started 14 of 15 games, the most starts by a rookie QB in franchise history ... Completed 210 of 413 passes (50.8 pct.) for 2,214 yards with 12 TDs/11 INTs for a 65.4 rating ... Had TD passes in 10 of his 14 starts ... Faced seven of the top 12 defenses in the NFL in his 14 starts ... Was youngest QB to start in 2011 ... Owns three of the top four marks for single-game passing attempts by a rookie ... Became 14th different starting QB in franchise history and fourth rookie (Jonathan Quinn, 1998; David Garrard, 2002; Byron Leftwich, 2003) ... Rushed 48 times for 98 yards ... Had nine completions of 25-plus yards ... **9/11 vs. TEN:** Dressed but did not play ... **9/18 at NYJ:** Made NFL debut in the fourth quarter and finished five of six passing for 52 yards for a 102.8 rating in two offensive series. Became first rookie QB to see action for the club since Byron Leftwich in 2003 ... **9/25 at CAR:** Earned first career start and marked the earliest a rookie QB has started in franchise history. Was 12 of 21 passing for 139 yards with one TD and one INT for a 73.3 rating. Hooked up with WR Mike Thomas for a 36-yard TD pass as time expired in the first half for his first career TD pass ... **10/2 vs. NO:** Completed 16 of 42 passes for 196 yards with one TD and one INT. The 42 attempts tied for most by a rookie in franchise history (Leftwich, Dec. 12, 2003 vs. Miami). Hit TE Zach Miller with a 14-yard TD pass ... **10/9 vs. CIN:** Connected with WR Jason Hill on a 74-yard TD pass in the fourth quarter, the fifth-longest TD pass in franchise history. Was 15 of 28 passing for a career-high 221 yards for a 91.5 rating ... **10/16 at PIT:** Had a TD pass in fourth consecutive game as he finished 12 of 26 passing for 109 yards ... **10/24 vs. BAL:** Earned first career win, completing nine of 20 passes for 93 yards on Monday Night Football ... **10/30 at HOU:** Was 10 of 30 passing for 97 yards with one TD and one INT. Had a streak of 116 consecutive passes without throwing an INT snapped in the second quarter ... **11/13 at IND:** Threw for 118 yards on 14 of 21 passing with one TD and one INT for a 77.1 rating. Connected with WR Jarett Dillard for an 11-yard TD pass in the third quarter. Completed eight of nine passes for 70 yards and a TD in the second half. Earned first career road win ... **11/20 at CLE:** Registered 210 yards on 22 of 41 passing. Had three completions of 18-plus yards. Directed an 18-play, 92-yard drive in the second quarter, tied for the second-longest in team history for plays and was the ... **11/27 at HOU:** Was 13 of 29 passing for 136 yards with an INT. Was replaced midway through fourth quarter by Luke McCown ... **12/5 at SD:** Tossed a career-high two TD passes and completed 19 of 33 passes for 195 yards for an 82.3 rating. Both of his TD passes came in the second quarter to Maurice Jones-Drew (nine yards) and Cecil Shorts (five yards). Finished the first half 11 of 15 passing for 139 yards with a 113.6 rating ... **12/11 vs. TB:** Was 19 of 33 passing for 217 yards with two TDs and two INTs for a 72.4 rating. Marked second straight game with two TD passes. Had a 62-yard completion to TE Mercedes Lewis in the second quarter ... **12/15 at ATL:** Finished 12 of 22 passing for 141 yards with one TD and one INT for a 70.5 rating ... **12/24 at TEN:** Threw for 198 yards on 21 of 42 passing with one INT. Matched career-high and tied franchise record by a rookie with 42 attempts ... **1/1 vs. IND:** Set franchise record by a rookie QB with his 14 start. Finished 11 of 19 passing for 92 yards with one TD for an 88.0 rating. Hooked up with WR Chastin West for a 23-yard TD in the first quarter.

JAGUARS STARTING QUARTERBACKS

There have been 15 different players to start at quarterback in Jaguars history:

Here's the list of starting quarterbacks in franchise history and their record:

YEAR(s)	PLAYER	STARTS	W-L
1995	Steve Beuerlein	6	1-5
1995-03	Mark Brunell	117	63-54
1995-97	Rob Johnson	1	1-0
1997	Steve Matthews	1	1-0
1998	Jamie Martin	1	0-1
1998, 2001	Jonathan Quinn	3	1-2
1999	Jay Fiedler	1	1-0
2002-10	David Garrard	76	39-37
2003-06	Byron Leftwich	44	24-20
2007	Quinn Gray	3	2-1
2010	Todd Bouman	1	0-1
2010	Trent Edwards	1	0-1
2011	Luke McCown	2	1-1
2011-12	Blaine Gabbert	24	5-19
2012	Chad Henne	6	1-5



VETERANS



COLLEGE: Started 26 of 31 games in three seasons at Missouri ... Career totals include 568 of 933 passing for 6,822 yards with 40 TDs and 18 INTs ... Posted an 18-8 record as a starter ... His 6,822 passing yards ranked third in school history while his passer efficiency rating of 132.59 is topped only by Chase Daniel (148.9) in school annals ... Had three 400-plus yard passing games including a career-high 468 yards against Baylor as a sophomore, the second-most in team history ... Left school following his junior season ... Started all 13 games as a junior ... Completed 301 of 475 passes (63.4 pct.) for 3,186 yards with 16 TDs and nine INTs ... Added 232 rushing yards on 112 carries ... Directed team to 10-3 record and a share of the Big 12 Conference North Division title, only the third 10-win regular season in school history ... Second-team Academic All-Big 12 selection ... Threw for a school bowl-record 434 yards and a TD in the Insight Bowl ... Set a school single-game record by completing 83.9 percent (26 of 31) against McNeese State ... Started all 13 games as a sophomore in first season as a starter and guided team to eight wins ... Earned second-team All-Big 12 honors ... First-team Academic All-Big 12 selection ... Totaled 262 of 445 passing for 3,593 yards with 24 TDs and nine INTs ... Added 204 rushing yards and three TDs ... Ranked second in Big 12 in passing efficiency (140.4) and fourth in total offense (292.1) ... His 3,593 passing yards was third-highest in school history, surpassed only by Chase Daniel (4,335 in 2008; 4,306 in 2007) ... Saw action in five games as a true freshman behind Chase Daniel ... Completed 5 of 13 passes for 43 yards.

PERSONAL: Attended Parkway West High School (Ballwin, Mo.) ... Played under head coach Mike Roth ... Earned MVP honors at EA Sports Elite 11 QB camp prior to his senior season ... Also played in U.S. Army All-America Bowl ... Consensus No. 1 player in state of Missouri ... Played in only five games as a senior, as he began the year with an injured foot, and then was lost for season with a shoulder injury ... Finished with 623 passing yards and five TDs ... Led team to 8-3 mark as a junior including a trip to state playoffs ... Finished 119 of 231 passing with 1,523 yards and 20 TDs while rushing for 458 yards and eight TDs ... Also lettered in baseball and earned all-conference honors ... Heavily involved in team's community efforts and has passion for children of military members ... Son of Chuck and Beverly Gabbert ... Brother, Tyler also plays quarterback ... Twitter handle is @BlaineGabbert ... Full name: Blaine Williamson Gabbert.

GABBERT'S REGULAR SEASON STATISTICS

PASSING	GP/GS	ATT	CMP	YDS	PCT	TD	INT	LG	RTG
2011 Jacksonville	15/14	413	210	2,214	50.8	12	11	74t	65.4
2012 Jacksonville	10/10	278	162	1,662	58.0	9	6	80t	77.4
NFL Totals: 2 years	25/24	691	372	3,876	53.8	21	17	80t	70.2

RUSHING	GP/GS	NO	YDS	AVG	LG	TD
2011 Jacksonville	15/14	48	98	2.0	12	0
2012 Jacksonville	10/10	18	56	3.1	10	0
NFL Totals: 2 year	25/24	66	154	2.3	12	0

SACKED-YARDS: 2011: 40-293; 2012: 22-158; Total: 62-451

GABBERT'S SINGLE GAME HIGHS

Touchdowns:	2 (four times), last: vs. DET (11/04/12)
Long Pass:	80td, at IND (09/23/12)
25+ Passes:	3, vs. HOU (11/27/11)
Passing First Downs:	14, at GB (10/28/12)
Completions:	27 (two times), last: vs. DET (11/04/12)
Attempts:	49, at GB (10/28/12)
Passing Yards:	303, at GB (10/28/11)
Rushing Attempts:	6 (two times), last: vs. SD (12/05/11)
Rushing Yards:	19 (two times), last: vs. CIN (09/30/12)
Longest Rush:	12, vs. NO (10/02/11)

CONNECTING ON THE LONG BALL

LONGEST TOUCHDOWN PASSES IN JAGUARS HISTORY:

YARDS	PLAY
84	Byron Leftwich to Troy Edwards (9/28/03 at Houston)
81	Chad Henne to Justin Blackmon (11/18/12 at Houston)
80	Blaine Gabbert to Cecil Shorts III (9/23/12 at Indianapolis)
80	Quinn Gray to Reggie Williams (11/4/07 at New Orleans)
79	Mark Brunell to Patrick Johnson (9/15/02 at Kansas City)
78	Mark Brunell to Fred Taylor (11/1/98 at Baltimore)
74	Blaine Gabbert to Jason Hill (10/9/11 vs. Cincinnati)

GABBERT GAME-BY-GAME STATISTICS

2011

DATE	OPP	P/S	PASSING							RUSHING							
			ATT	CMP	YDS	PCT	TD	INT	LG	SK	RTG	NOYDS	AVG	LG	TD		
9/11	TEN	0/0	0	0	0.0	0	0	0	0	0	0.0	0	0	0.0	0	0	0
9/18	@NYJ	1/0	6	5	52	83.3	0	0	14	1-10	102.8	1	1	1.0	1	0	0
9/25	@CAR	1/1	21	12	139	57.1	1	1	36t	2-10	73.3	4	2	0.5	2	0	0
10/2	NO	1/1	42	16	196	38.1	1	1	47	3-26	51.3	2	14	7.0	12	0	0
10/9	CIN	1/1	28	15	221	53.6	1	0	74t	3-21	91.5	5	11	2.2	6	0	0
10/16	@PIT	1/1	26	12	109	46.2	1	0	21	5-33	70.8	3	16	5.3	10	0	0
10/24	BAL	1/1	20	9	93	45.0	0	0	24	4-20	59.0	5	-1	-0.2	2	0	0
10/30	@HOU	1/1	30	10	97	33.3	1	2	21	1-7	26.7	4	14	3.5	11	0	0
11/13	@IND	1/1	21	14	118	66.7	1	1	19	2-8	77.1	6	8	1.3	5	0	0
11/20	@CLE	1/1	41	22	210	53.7	0	0	28	1-15	68.1	2	10	5.0	6	0	0
11/27	HOU	1/1	29	13	136	44.8	0	1	31	6-35	44.6	1	1	1.0	1	0	0
12/5	SD	1/1	33	19	195	57.6	2	1	48	2-18	82.3	6	19	3.2	5	0	0
12/11	TB	1/1	33	19	217	57.6	2	2	62	1-8	72.4	4	-3	-0.8	0	0	0
12/15	@ATL	1/1	22	12	141	54.5	1	1	22	5-50	70.5	15	5	0.0	5	0	0
12/24	@TEN	1/1	42	21	198	50.0	0	1	22	1-11	53.5	14	4	4.0	4	0	0
1/1	IND	1/1	19	11	92	57.9	1	0	23t	3-21	88.0	3	-3	-1.0	-1	0	0
TOTALS:		15/14	413	210	2,214	50.8	12	11	74t	40-293	65.4	48	98	2.0	12	0	0

2012

DATE	OPP	P/S	PASSING							RUSHING								
			ATT	CMP	YDS	PCT	TD	INT	LG	SK	RTG	NOYDS	AVG	LG	TD			
9/9	@MIN	1/1	39	23	260	59.0	2	0	39t	2-18	96.1	5	6	1.2	4	0	0	
9/16	HOU	1/1	19	7	53	36.8	1	0	32	3-24	62.8	1	5	5.0	5	0	0	
9/23	@IND	1/1	21	10	155	47.6	1	0	80t	1-7	88.4	2	11	5.5	9	0	0	
9/30	CIN	1/1	34	23	186	67.6	1	1	23	6-43	78.8	3	19	6.3	9	0	0	
10/7	CHI	1/1	33	17	142	51.5	0	2	34	3-13	37.7	2	1	0.5	2	0	0	
10/21	@OAK	1/1	12	8	110	66.7	1	0	42t	0-0	123.6	0	0	0.0	0	0	0	
10/28	@GB	1/1	49	27	303	55.1	1	0	36	2-24	80.6	1	0	0.0	0	0	0	
11/4	DET	1/1	38	27	220	71.0	2	2	25	1-5	81.0	3	4	1.3	2	0	0	
11/8	IND	1/1	31	18	209	58.0	0	1	52	3-24	65.1	1	10	10.0	10	0	0	
11/18	@HOU	1/1	2	2	24	100.0	0	0	15	1-0	116.7	0	0	0.0	0	0	0	
11/25	TEN																	
12/2	@BUF																	
12/9	NYJ																	
12/16	@MIA																	
12/23	NE																	
12/30	@TEN																	
TOTALS:		10/10	278	162	1,662	58.3	9	6	80t	22-158	77.4	48	56	3.1	10	0	0	

43

JONATHAN GRIMES

RUNNING BACK

5-10 209 LBS.

WILLIAM & MARY

BORN DECEMBER 21, 1989

WILLINGBORO, NEW JERSEY

ACQ. WAIVERS (HOUSTON) 2012

EXP: 2ND YEAR



GAMES PLAYED/STARTED: 2012 (10/0)

NFL TOTALS: 10 games, 0 starts

POSTSEASON TOTALS: 0 games, 0 starts

TRANSACTIONS: Originally signed by Houston as an undrafted rookie on 5/14/12 ... Waived on 8/31/12 ... Signed by Houston to practice squad on 9/1/12 ... Signed by New York Jets to active roster on 9/25/12 ... Waived on 10/30/12 ... Claimed off waivers by Houston on 10/31/12 ... Waived on 12/20/12 ... Claimed off waivers by Jacksonville on 12/21/12.

PRO: Second-year RB has spent time with Houston, the New York Jets and Jacksonville ... Saw action in 10 games as a rookie (7 with Texans, 3 with Jets), mainly on special teams ... Entered NFL as a rookie free agent with the Texans and was waived on final cuts ... Signed by Jets to the active roster on Sept. 25 and played in three games ... Was claimed off waivers by the Texans on Oct. 31 and saw action in seven games ... Was claimed off waivers by the Jaguars on Dec. 21 ... Finished collegiate career at William & Mary with school-record 4,541 rushing yards ...

2012: Played in 10 games as a rookie, seven with Houston and three with the New York Jets ... Spent preseason with the Texans before he was waived on final cuts ... Signed to Texans practice squad but was signed by Jets to active roster on Sept. 25 ... Made NFL debut on **10/8 vs. HOU** where he saw action on special teams ... Had first career rushing attempts for five yards and one reception for four yards on **10/28 vs. MIA** ... Claimed off waivers by the Texans on Oct. 31 and saw action in seven games mainly on special teams ... Waived

by Houston on Dec. 20 and claimed off waivers by Jacksonville on Dec. 21 ... Dressed but did not play in Jaguars season-finale on **12/30 at TEN**.

COLLEGE: Finished career as school's all-time leader in rushing yards (4,541), all-purpose yards (7,955), kickoff return yards (2,289) and rushing attempts (936) ... Most decorated player in Colonial Athletic Association history with 11 all-conference honors ... Led nation in all-purpose yards per game as a senior with 228.2 yards per game ... First-team All-America selection by the Associated Press and the Collegiate Sporting News following senior season ... Ranked sixth in the nation with 130.1 rushing yards per game ... Rushed for more than 130 yards in six of eight conference games, highlighted by three consecutive 200-plus yard games to close out the season.

PERSONAL: Four-year letterman at RB and DB at Paul VI Catholic High School in Fairfax, Va. ... Rushed for a single-season school record 1,925 yards and 33 TDs as a senior ... Also lettered in basketball and track as a triple jumper and high-hurdler.

GRIMES' REGULAR SEASON STATISTICS

YEAR	GP/GS	RUSHING					RECEIVING				
		NO.	YDS	AVG.	LG	TD	NO.	YDS	AVG.	LG	TD
2012 HOU	7/0	0	0	0	0	0	0	0	0	0	0
2012 NYJ	3/0	2	6	3.0	6	0	2	7	3.5	4	0
NFL Totals:	10/0	2	6	3.0	6	0	2	7	3.5	4	0

31

JEREMY HARRIS

CORNERBACK
6-2 185 LBS.
NEW MEXICO STATE
BORN APRIL 26, 1991
DORSEY, CALIFORNIA
ACQ. 7TH ROUND OF 2013 DRAFT (208TH)
EXP: ROOKIE



GAMES PLAYED/STARTED: 2012 (15/5)
NFL TOTALS: 15 games, 5 starts
POSTSEASON TOTALS: 0 games, 0 starts
TRANSACTIONS: Originally drafted in the sixth round (176th overall) of the 2012 draft.

PRO: Second-year CB also sees action on special teams ... 2012 sixth-round pick played in 15 games as a rookie with five starts ... Totaled 62 tackles (44 solo), one sack, one INT, three passes defended, one tackle for loss and two QB pressures ... Was inserted into the starting lineup for the final five games ... Blocked a punt in the season-finale at Tennessee and returned it 19 yards for a TD ... Became third Florida State player to be drafted by the Jaguars, joining DL Larry Smith (1999) and FB Greg Jones (2004) ... Played two seasons at Florida State and two seasons at El Camino Community College ... Marked 36th Florida State DB to be drafted in school history, the most of any position ... Native of Miami, Florida ...

2012: Played in 15 games and made five starts at CB ... Totaled 62 tackles (44 solo), one sack, one INT, three passes defended, one tackle for loss and two QB pressures ... Added eight special teams tackles ... Made NFL debut on **9/16 vs. HOU** and made a special teams tackle ... Led team with three special teams tackles on **9/23 at IND** and added two solo tackles on defense ... Saw action at CB and made two tackles and two passes defended on **10/21 at OAK** ... Played 44 snaps at CB on **10/28 at GB** and finished with three tackles and one special teams tackle ... Registered six tackles on **11/4 vs. DET** and three solo tackles on **11/8 vs. IND** ... Earned first career start on **11/18 at HOU** ... Started at CB on **11/25 vs. TEN** and contributed four tackles (three solo) with one tackle for loss and one pass defended. Made first career sack of Jake Locker in the third quarter and made first career interception of Locker on the final play of the game ... Totaled seven tackles and a team-high two special teams tackles on **12/2 at BUF** ... Registered a season-high 10 stops (seven solo) on **12/9 vs. NYJ** and followed with nine tackles on **12/16 at MIA** ... Started and did not miss a snap on **12/23 vs. NE** and tallied eight tackles ... Blocked a punt in the fourth quarter of season-finale on **12/30 at TEN** and returned it 19 yards for a TD.

COLLEGE: Played final two seasons at Florida State after transferring from El Camino Community College ... Was heavily recruited following sophomore season before choosing Florida State ... Played in 27 games for Seminoles and totaled 99 tackles (76 solo), one sack and six tackles for loss ... Added five INTs and two forced fumbles ... Played in all 13 games as a senior with seven starts ... Was a part of a three-man starting rotation and also saw time at nickel back ... Ranked second on team with a career-high 58 tackles (43 solo) ... Added six tackles for loss, a team-high nine passes defended, one sack and

one INT ... Part of defense that ranked fourth in the nation ... Recipient at the team's annual banquet of the Don Powell Award which is given to unsung Hero ... Had 89-yard INT return against Florida, the seventh-longest in school history and second-longest not resulting in a TD ... Appeared in all 14 games in first season at Florida State as a junior ... Was the primary nickel back and finished with 41 tackles (33 solo) ... Collected four INTs in wins over Samford, Clemson, Florida and South Carolina ... Added two forced fumbles ... Totaled 40 tackles, eight passes defended and three INTs in final season at El Camino Community College in 2009... Returned two INTs for TDs along with one fumble recovery and one return for a TD ... Registered 26 tackles, 10 passes defended and one INT as a freshman.

PERSONAL: Single ... Attended South Miami High School ... Served as option QB and also saw action at CB. ... Resides in Miami, Fla. ... His mother, Gwendolyn, suffered a stroke while watching his first collegiate game at Florida State and passed away the next day ... Didn't qualify academically out of high school so attended junior college ... Has two brothers and an older sister, Vashanta ... Younger brother, Anthony, earned football scholarship to South Alabama in 2012 after attending Mt. San Antonio College in California ... Full name: Michael Harris.

HARRIS' REGULAR SEASON STATISTICS

YEAR	TEAM	GP/GS	TKL	SOLO	AST	SACKS	INT	PDs
2012	JAX	15/5	62	44	18	1.0	1	3

55

GENO HAYES

LINEBACKER
6-1 226 LBS.
FLORIDA STATE
BORN AUGUST 10, 1987
GREENVILLE, FLORIDA
ACQ. UNRESTRICTED FREE AGENT (CHICAGO) 2013
EXP: 6TH YEAR



GAMES PLAYED/STARTED: 2008 (9/0), 2009 (15/13), 2010 (16/16), 2011 (16/13), 2012 (15/3)
NFL TOTALS: 71 games, 45 starts
POSTSEASON TOTALS: 0 games, 0 starts
TRANSACTIONS: Originally drafted by Tampa Bay in the sixth round (175th overall) of the 2008 draft ... Signed by Chicago as an unrestricted free agent on 4/19/12 ... Signed by Jacksonville as an unrestricted free agent on 3/13/13.

PRO: Sixth-year LB has played in 71 games with 45 starts ... Career totals include 272 tackles (213 solo), seven sacks, four INTs, four forced fumbles and one fumble recovery ... Added 16 passes defended and 30 special teams tackles ... Scored two career TDs on a blocked punt return and INT return ... Spent four seasons (2008-11) with Tampa Bay after being selected in sixth round of 2008 draft ... Played under Jaguars head coach Gus Bradley as a rookie with Buccaneers ... Spent 2012 season with Chicago and appeared in 15 games with three starts ... Native of Greenville, Florida was a three-year letterman at Florida State ...

2012: Played in 15 games with three starts ... Totaled 24 tackles (13 solo) and one pass defended ... Added five special teams tackles ... Had five tackles on **10/1 at DAL** ... Posted three special teams tackles on **11/19 at SF** ... Made first start of the season on **12/9 at MIN** and collected a season-high eight tackles ... Was inactive on **12/16 vs. GB** with a knee injury ... Started at SLB on **12/23 at ARI** and made five tackles ... Started in season-finale on **12/30 at DET** and totaled two tackles ...

2011: Started 13 of 16 games at WLB for Tampa Bay ... Ranked third on the team with 63 tackles and seven tackles for loss ... Added one INT, two forced fumbles and two passes defended ...

2010: Started all 16 games at WLB and ranked second on the team with 104 tackles ... Posted a career-high four sacks and led team with a career-high 11.5 tackles for loss ... His 11.5 tackles for loss ranked second in the NFL ... Added six passes defended ... Had a 41-yard INT return for a TD on **10/31 at ARI** ... Registered first sack of the season on **12/12 at WAS** ... Tallied a career-high two sacks on **12/26 vs. SEA** while leading team with 11 tackles ...

2009: Started 13 of 15 games ... Posted 98 tackles and a team-high 11 tackles for loss ... Added three sacks, two INTs, six passes defended, one forced fumble and one fumble recovery ... Only Buccaneer to record a statistic in every defensive category ... Made 10 tackles on **9/20 at BUF** and **12/27 at NO** ... Posted a season-high 12 tackles in season-finale, including one sack ...



VETERANS



2008: Saw action in nine games as a rookie ... Totaled five tackles, one pass defended and six special teams tackles ... Blocked a punt and returned it 22 yards for a TD on **10/12 vs. CAR** ... Suffered a knee injury in on **11/16 vs. MIN** and was placed on injured reserve on Nov. 19.

COLLEGE: Three-year letterman ... Appeared in 35 games with 21 starts ... Left school following his junior season ... Totaled 156 tackles, eight sacks, 29.5 tackles for loss, two forced fumbles, one fumble recovery and seven passes defended ... Earned All-ACC second-team honors as a junior.

PERSONAL: Married (Shevelle) ... Attended Madison County (Greenville, Fla.) High School ... Rated the 3rd-best LB in the country according to Tom Lemming of ESPN.com ... Added second-team All-USA Today All-American honors and was a first-team choice by Parade Magazine ... Twitter handle is @PettywayzofHaze ... Full name: Eugene Antonio Hayes.

GENO HAYES REGULAR SEASON STATISTICS

YEAR	TEAM	GP/GS	TKL	SOLO	ASST	SACKS	FF	FR	INT	PD
2008	Tampa Bay	9/ 0	5	4	1	0.0	0	0	0	1
2009	Tampa Bay	15/13	98	80	18	3.0	1	1	2	6
2010	Tampa Bay	16/16	82	72	10	4.0	1	0	1	6
2011	Tampa Bay	16/13	63	44	19	0.0	2	0	1	2
2012	Chicago	15/ 3	24	13	11	0.0	0	0	0	1
NFL Totals 6 yrs:		71/45	272	213	59	7.0	4	1	4	16

7

CHAD HENNE

QUARTERBACK
6-3 230 LBS.
MICHIGAN
BORN JULY 2, 1985
WYOMISSING, PENNSYLVANIA
ACQ. UNRESTRICTED FREE AGENT (MIAMI) 2012
EXP: 6TH YEAR



GAMES PLAYED/STARTED: 2008 (3/0), 2009 (14/13), 2010 (15/14), 2011 (4/4), 2012 (10/6)

NFL TOTALS: 46 games, 37 starts

JAGUARS TOTALS: 10 games, 6 starts

POSTSEASON TOTALS: 0 games, 0 starts

TRANSACTIONS: Originally drafted by Miami in the second round (57th overall) of the 2008 draft ... Signed by Jacksonville as an unrestricted free agent on 3/15/12.

PRO: Sixth-year QB has played in 46 games with 37 starts ... Joined the Jaguars in 2012 as an unrestricted free agent and played in 10 games with six starts ... Spent first four seasons in Miami after being selected in the second round of 2008 draft ... Career totals include 812 of 1,373 passing for 9,198 yards with 42 TDs/48 INTs and a 74.8 rating ... Has nine career 300-yard passing games including a career-high 416 yards in the 2011 season-opener against New England ... Threw for 300-plus yards in two games in 2012 ... Owns a 14-23 record as a starter ... Has 59 career completions of 25-plus yards ... Recorded three fourth-quarter or overtime comeback victories ... Was under center for all but four offensive plays for the Jaguars in the last seven games (six starts) ... Saw action as a reserve on Nov. 18, 2012 at Houston and threw for 354 yards and four TDs ... Started first four games of 2011 season before suffering a season-ending left shoulder injury ... Started a career-high 14 games in 2010 and threw for 3,301 yards and 15 TDs ... Four-year starter at Michigan, where he threw 87 career TD passes ...

2012: Appeared in 10 games with six starts ... Completed 166 of 308 passes for 2,084 yards with 11 TDs and 11 INTs for a 72.2 rating ... Became 15th different starting QB in franchise history ... Had 16 completions of 25-plus yards ... Was under center for all but four offensive plays the last seven games (six starts) ... **9/16 vs. HOU:** Made Jaguars debut in fourth quarter when Blaine Gabbert departed with an injury and went 2-for-2 passing with 23 yards. Lost a fumble on a snap from center ... **10/21 at OAK:** Entered game in second quarter when Blaine Gabbert suffered a left shoulder injury and completed nine of 20 passes for 71 yards. Had a 26-yard completion to Rashad Jennings ... **11/8 vs. IND:** Was inserted into the game in the fourth quarter and completed 10 of 16 passes for 121 yards with a TD and INT. Connected on four-yard TD pass to Cecil Shorts in the fourth quarter ... **11/18 at HOU:** Entered game in first quarter on club's second offensive possession after Blaine Gabbert left with a right forearm/elbow injury. Completed 16 of 33 passes for 354 yards and a career-best four TDs, tied for the most TDs in Jaguars history (Mark Brunell, Quinn Gray and David Garrard). Became first QB since Hall of Famer Steve Young in 1987 to come off bench and throw for four TDs and no INTs. Had TD passes on back-to-back completions, hitting Mercedes Lewis for 13

yards in the first quarter and Cecil Shorts for 67 yards in the second quarter. Threw an 81-yard TD pass to Justin Blackmon in the fourth quarter. Had four completions of 30-plus yards ... **11/25 vs. TEN:** Made first start of the season and threw for 261 yards on 17 of 26 passing with two TDs and one INT. Threw INT on first play from scrimmage on a pass batted at the line. Connected with Cecil Shorts on a 59-yard TD pass in the third quarter and found Blackmon for a seven-yard TD in the fourth quarter ... **12/2 at BUF:** Was 19 of 42 passing for 202 yards with one TD and one INT. Rushed for a one-yard TD in the second quarter, his fifth career rushing score. Threw five-yard TD pass to Shorts in the fourth quarter ... **12/9 vs. NYJ:** Completed 21 of 43 passes for 185 yards and two INT ... **12/16 at MIA:** Totaled 221 passing yards, completing 18 of 34 passes ... **12/23 vs. NE:** Threw for 348 yards on 29 of 51 passing with one TD and three INT. Threw a three-yard TD pass to Blackmon on the opening drive of the game. Hooked up with Montell Owens on a 53-yard reception in the first quarter. Rushed two times for 22 yards, including a 15-yard scramble in the fourth quarter ... **12/30 at TEN:** Made sixth consecutive start and completed 25 of 41 passes for 298 yards with two TD and three INT. Connected on a five-yard TD pass to Jordan Shipley in the first quarter and a 30-yard TD pass to Justin Blackmon in the second quarter. Was picked off by Zach Brown in the second quarter and third quarter and both were returned for touchdowns ...

2011: Started the first four games before suffering a season-ending left shoulder injury ... Was placed on injured reserve on Oct. 6 ... Completed 64 of 112 passes (57.1 pct.) for 868 yards with four TDs and four INTs for a 79.0 rating ... Added 15 rushes for 112 yards and one TD ... **9/12 vs. NE:** Opened the season as starter and was 30 of 49 for a career-high 416 yards with two TDs and one INT for a 93.6 rating. Marked highest single game passing yardage total by any Dolphin QB other than Dan Marino. Led the team in rushing with 59 yards and one TD, scoring on a nine-yard QB draw. The completions and attempts were third-highest of his career. Marked his seventh career multi-TD passing game ... **9/18 vs. HOU:** Completed 12 of 30 passes for 170 yards with one TD and one INT. Had a career-long 20-yard run ... **9/25 at CLE:** Was 19 of 29 passing for 255 yards with one TD and one INT. Recorded three completions of 25-plus yards. Finished the first half 15 of 19 passing for 191 yards ... **10/2 at SD:** Left the game with a left shoulder injury in the first quarter ...

2010: Started 14 of 15 games and was 6-8 as starter... Was 301 of 490 passing (61.4 pct.) for 3,301 yards with 15 TDs and 19 INTs for a 75.4 rating ... Recorded 18 completions of 25-plus yards ... **9/19 at MIN:** Hooked up with Brandon Marshall for a 46-yard completion ... **9/26 vs. NYJ:** Threw for two TDs and one INT on 26 of 44 passing for a then career-high 363 yards. Moved into second place in Dolphins history with four career 300-yard passing games ... **10/4 vs. NE:** Was 28 of 38 passing for 305 yards with two TDs and three INTs. Marked the second time in career with back-to-back 300-yard passing games ... **10/17 at GB:** Threw for two TDs including a 22-yard pass to Anthony Fasano that broke a 13-13 tie to give the Dolphins a lead in the fourth quarter leading to overtime win ... **10/24 vs. PIT:** Hooked up with Davone Bess for a 26-yard TD and finished 23 of 36 passing for 257 yards ... **11/14 vs. TEN:** Saw action in relief of Chad Pennington in the first quarter. Suffered an injury to his right knee in the third quarter and did not return ... **11/28 at OAK:** Returned to lineup and threw for 307 yards on 17 of 30 passing with two TDs and one INT. Connected with Marlon Moore on a 57-yard TD pass ... **12/19 vs. BUF:** Completed 73.3 percent of passes (33 of 45) for 276 yards with one TD and one INT ... **12/26 vs. DET:** Passed David Woodley to move into fourth place among the Dolphins career passing yardage leaders. Completed 29 of 44 passes for 278 yards with one TD and two INTs ...

2009: Played in 14 games with 13 starts and posted 7-6 record as starter... Completed 274 of 451 passes (60.7 pct.) for 2,878 yards with 12 TDs and 14 INTs for a passer rating of 75.2 ... Registered 18 completions of 25-plus yards ... **9/27 at SD:** Saw first action of season in relief of Chad Pennington and totaled 10 of 19 passing for 92 yards with one INT ... **10/14 vs. BUF:** Made first career NFL start and completed 14 of 22 passes for 115 yards and one TD for a 92.0 rating, hooking up with Brian Hartline in third quarter for first career TD pass. Became 12th Dolphins QB to win first start, and just the sixth to win first NFL start ... **10/12 vs. NYJ:** Led Dolphins to a 31-27 comeback win on Monday Night Football with first career fourth-quarter comeback. Connected on 20 of 26 passes for 241 yards and two TDs for a career-high 130.4 passer rating. Led club to 21 points in fourth quarter and finished the quarter 9 of 12 passing for 121 yards with two TDs. Engineered a 13-play, 70-yard drive over 5:06 that culminated with a two-yard TD run by Ronnie Brown with six seconds left to give the Dolphins a 31-27 win. Became the first Dolphins QB since 1999 to win his first two career starts ... **10/25 vs. NO:** Connected on a season-long 67-yard pass to Brian Hartline ... **11/1 at NYJ:** Made first career road start and finished 12 of 21 passing for 112 yards with one TD ... **11/15 vs. TB:** Posted second fourth quarter comeback win as he was 17 of 31 for 175 yards with one TD, leading team to a game-winning FG with 10 seconds left ... **11/19 at CAR:** Threw for 172 yards on 17 of 29 passing with one TD on NFL Network's Thursday Night Football telecast ... **11/19 vs. NE:** Finished 29 of 52 passing for 335 yards with two TDs and one INT in a comeback win. Marked first career 300-yard passing game ... **12/13 at JAX:** Completed 21 of 29 passes for 220 yards with one INT and scored first career rushing TD. Set franchise record for consecutive completions in a single game with 17 straight ... **12/20 at TEN:** Threw for season-high 349 yards on 29 of 46 passing with one TD, three INTs



VETERANS



32 MAURICE JONES-DREW

RUNNING BACK

5-7 210 LBS.

UCLA

BORN MARCH 23, 1985

ANTIOCH, CALIFORNIA

ACQ. 2ND ROUND OF 2006 DRAFT (70TH)

EXP: 8TH YEAR



GAMES PLAYED/STARTED: 2006 (16/1), 2007 (15/0, 2/0), 2008 (16/3), 2009 (16/16), 2010 (14/14), 2011 (16/16), 2012 (6/5)

NFL TOTALS: 99 games, 55 starts

POSTSEASON TOTALS: 2 games, 0 starts

TRANSACTIONS: Originally drafted in the second round (60th overall) of the 2006 draft.

PRO: Three-time Pro Bowl selection (2009, 2010, 2011) who led the NFL in rushing in 2011 ... Has played in 99 games with 55 starts after being selected in the second round of the 2006 draft ... Career totals include 1,570 carries for 7,268 yards and 63 TDs, 292 receptions for 2,559 yards and 11 TDs, 79 kickoff returns for 2,054 yards and two TDs and 15 punt returns for 8.9 avg. ... Missed the final 10 games in 2012 with a left foot injury he suffered on Oct. 21 at Oakland ... Owns the franchise record with 76 career TDs (63 rushing, 11 receiving, 2 kickoff returns) ... Owns franchise record for rushing touchdowns with 63, surpassing Fred Taylor (62), and also owns single-season franchise mark with 15 in 2009 ... Ranks second in team history in rushing yards (7,268), third in yards from scrimmage (9,827) and all-purpose yards (12,014) ... Became first player in franchise history to lead the NFL in rushing as he finished with a franchise-record 1,606 yards on 343 carries (4.7 avg.) in 2011 ... In previous years, the Jaguars never had a player finish in the top three in the NFL in rushing yards ... Only player in franchise history with at least 1,300 rushing yards in three consecutive seasons ... Recorded 26 career 100-yard rushing games and nine games with 200-plus all-purpose yards ... Jaguars own 18-8 record when he rushes for 100 yards ... Recorded multiple TDs in 15 career games and the Jaguars own an 11-4 record in those games ... Became fourth player in franchise history to be voted to the Pro Bowl in three consecutive seasons, joining Tony Boselli (1996-2000), Jimmy Smith (1997-2001) and Marcus Stroud (2003-05) ... Owns three of the top five single-season rushing marks for yards and attempts in team history ... Only player in franchise history with 300-plus rushes in two different seasons (312, 2009; 343, 2011) ... Holds team records for career kickoff returns, kickoff return yards, kickoff return average and TDs ... Only player in team history to record two career kickoff returns for TDs including the longest return in team history (100t, 11/4/07 at NO) ... Owns highest single-season average per rush (5.7, 2006) by a Jaguars RB ... Recorded 20-plus carries in 33 of 99 games and the Jaguars own a 21-12 mark ... Owns three of the top five marks for single-season TDs in team history ... Ranked third in team history with 292 career receptions and fourth with 2,559 receiving yards ... Has 12 career receptions of 25-plus yards ... Tied with Fred Taylor for most consecutive games scoring a TD with eight, and holds club record with eight consecutive games with a rushing TD ... Has two of the three longest runs in team history including a record-tying 80-yard rush on 11/1/09 at Tennessee ... Had TD runs of 80 and 79 yards on 11/1/09 at Tennessee and became only the third player in NFL history with two rushing TDs of 75-plus yards in the same game ... Along with Fred Taylor, formed the NFL's second-best rushing duo in 2006 and 2007 ... Helped Jaguars set a single-season franchise record for rushing yards in 2006 with 2,541 (158.8 yards per game) and the club posted the second-highest total in 2010 with 2,395 (150.0) ... Finished with 2,250 all-purpose yards, the third-most by a rookie in NFL history, and set a team record for all-purpose yards in a season and in a game (303, vs. Indianapolis, Dec. 10) ... Fourth-highest drafted RB by Jacksonville (60th overall), behind Fred Taylor and James Stewart, both first round picks, and Greg Jones (2004, 55th overall) ...

2012: Played in only six games with five starts ... Missed last 10 games with a left foot injury and was placed on injured reserve on Dec. 28 ... Had missed only three games due to injuries ... Led the team in rushing with 414 yards on 86 carries with one TD ... Added 14 receptions for 86 yards and one TD ... At the time of his injury, he led the NFL by accounting for 41.0 pct. of team's offense (494 of 1,206 total yards) ... **9/9 at MIN:** Did not start in season-opener but led team with 77 yards on 19 carries and added three receptions for 18 yards. Added two punt returns for four yards ... **9/16 vs. HOU:** Started at RB and rushed 12 times for 60 yards and added three receptions for seven yards and a TD. Caught a five-yard TD pass from Blaine Gabbert in the third quarter, the 75th of his career ... **9/23 at IND:** Recorded 28 carries for 177 yards and one TD. Yardage total tied for the second-most in his career. Scored on a 59-yard run in the third quarter, his 63rd career rushing score, surpassing Fred Taylor for the most rushing TDs in franchise history. Added two receptions for 16 yards ... **9/30 vs. CIN:** Produced 38 yards on 13 carries and made five receptions for 42 yards ... **10/21 at OAK:** Had two carries for six yards before leaving the game with a left foot injury. Injury happened on first play from scrimmage ... Was inactive the next nine games before he was placed on injured reserve on Dec. 28 ...

2011: Had the most productive season of his career, setting franchise records for rushing yards (1,606), yards from scrimmage (1,980) ... Team captain ... One of only three offensive players (Brad Meester, Uche Nwaneri) to start all 16 games ... Voted to Pro Bowl for third straight season and earned Associated Press First-Team All-Pro honors ... Finalist for FedEx Ground Player of the Year ... Was only fifth player, second offensive player (Tony Boselli), to be voted to the AP All-Pro first-team ... Became first player in franchise history to lead the NFL in rushing as he finished with a franchise single-season record 1,606 yards on 343 carries (4.7 avg.). Won the rushing title by 242 yards, the second-largest margin since 1997 (Chris Johnson, 590 yards, 2009) ... Joined Mark Brunell (4,367 passing yards, 1996) and Jimmy Smith (116 receptions, 1999) as the only players in franchise history to lead the NFL in one of the main statistical categories ... Set the franchise record for career TDs on Dec. 11 against Tampa Bay in his 90th career game by scoring four times ... Accounted for a franchise-record 47.7 percent (1,980 of 4,149) of the Jaguars offense, the highest percentage in the NFL and highest in franchise history ... Accounted for at least 40 percent of the club's offense in 12 of 16 games and at least 50 percent in eight games ... Ranked second on the team with 43 receptions, one shy of Mike Thomas' team-high 44 catches, and tied for the team-lead with a career-high three TDs ... Had a streak of six straight games with six receptions ... Also led NFL in rushes and offensive touches (386) and ranked second in yards from scrimmage (1,980), first downs (93) and rushes of 10-plus yards (43) ... Averaged 150 yards from scrimmage in the last six games and three of his top 10 career games came in 2011 ... Had a career-high 43 rushes of 10-plus yards, the second-most in a team history for a season ... Had six 100-yard rushing games including three straight to conclude the season ... Had the most rushing yards on a five-win team since 1978 and joined Jamal Lewis (2003) as only players since 1995 to rush for 1,500 plus yards while his team finished last in passing offense ... Averaged 107.5 rushing yards in the six division games with at least 97 yards in five of the six games ... Averaged 100.8 rushing yards in four games against NFC opponents including two 100-yard rushing games ... Set franchise record for most rushing yards and attempts after eight games with 740 yards on 166 attempts ... Had 10 games with 20-plus carries and registered at least 97 yards in nine of the games ... **9/11 vs. TEN:** Opened the season with 97 yards on 24 carries and had a 21-yard TD run in the first quarter. Snapped a streak of 65 consecutive games with a reception, the third-longest in franchise history ... **9/25 at CAR:** Recorded first 100-yard rushing game of the season with 122 yards on 24 carries (5.1 avg.). Broke free for a 39-yard run with 17 seconds left in the second quarter to set up a 36-yard TD pass from Blaine Gabbert to Mike Thomas ... **10/2 vs. NO:** Tallied 84 yards on 11 carries (7.6 avg.). Had a 41-yard run in the third quarter, his longest since Nov. 1, 2009 at Tennessee. The 7.6-yard average was fourth-highest of his career and highest since 2007 (min. 10 carries) ... **10/9 vs. CIN:** Surpassed 10,000 all-purpose yards for his career with 10,073. Gained 85 yards and one TD on 19 rushes ... **10/24 vs. BAL:** Had a season-high 30 carries for 105 yards and became first RB to post a 100-yard rushing game against the Ravens in 2011. Marked the third-most rushes of his career ... **11/13 at IND:** Became the second player in franchise history to reach 6,000 career rushing yards as he accomplished the feat in his 86th career game, joining Fred Taylor (11,271). Rushed for 114 yards on 25 carries and scored on a three-yard run in the fourth quarter ... **11/20 at CLE:** Scored a TD in his third straight game with a six-yard run in the second quarter. Finished with 87 yards on 21 carries and added four receptions for 31 yards ... **11/27 vs. HOU:** Totaled 166 yards from scrimmage (18-99 rushing, 4-67 receiving). Had rushes of nine, 18 and 29 yards and a 31-yard reception ... **12/5 vs. SD:** Compiled a season-high 188 yards from scrimmage (97 rushing, 91 receiving), third most of his career. Accounted for 61.4 percent of the Jaguars offense (188 of 306). Had six receptions for 91 yards including a 48-yard catch in the second quarter. Caught a nine-yard TD pass from Blaine Gabbert in the second quarter ... **12/11 vs. TB:** Scored a career-high four TDs (two receiving, two rushing) and recorded 136 yards from scrimmage (85 rushing, 51 receiving). Set franchise record for career TDs with 73 and eclipsed 11,000 career all-purpose yards. His two receiving TDs were a career-high and surpassed Taylor (8) for most receiving TDs by a RB in franchise history with 10. Was only player in NFL in 2011 with four TDs in a game and he became only the second player in NFL history with a rushing and receiving TD in two different quarters (Dub Jones, Cleveland, 1951) ... **12/15 at ATL:** Gained 112 yards on 17 carries (6.6 avg.). Surpassed 1,300 rushing yards for the season with 1,334 and became the only player in team history with 1,300 rushing yards in three straight seasons ... **12/24 at TEN:** Rushed for 103 yards on 24 carries with one TD. Had three carries for 10-plus yards ... **1/1 at IND:** Secured the NFL rushing title with a season-high 169 yards on 25 carries (6.8 avg.). Became first Jaguar to lead league in rushing and established a single-season franchise record with 1,606 rushing yards ...

2010: Voted as starter for Pro Bowl ... Led team with 1,324 yards on 299 carries with five TDs, the third consecutive season he led team in rushing ... Ranked fourth on team with 34 receptions for 317 yards and two TDs ... Started all 14 games played and missed the final two games with a knee injury, his first career games missed due to injury, and snapped a streak of 33 consecutive starts ... Registered a career-high seven 100-yard rushing games including a streak of six straight, the longest streak of his career and the second-longest in franchise history ... The seven 100-yard rushing games tied for third-most in NFL while the six straight games was the longest streak

in the NFL in 2010 ... Ranked fourth in the AFC, fifth in the NFL, in rushing yards ... Ranked sixth in the AFC, seventh in the NFL, in yards from scrimmage (1,641) ... Produced his top two career games for yards from scrimmage including a career-high 220 on **11/21 vs. CLE** ... Tied for fifth in NFL with 34 rushes of 10-plus yards ... Became 10th player in team history to be voted to Pro Bowl as a starter and first since 2006 ... Named NFL Alumni Running Back of the Year and to The Sporting News All-Pro Team ... Ranked fourth in the NFL with 86 first downs made including 75 via the rush ... According to STATS PASS, he ranked second in NFL with 716 of his 1,324 rushing yards after contact ... Had nine games with 20-plus carries and topped 100 rushing yards in seven of the games ... Produced most rushing yards in team history through first 13 games with 1,278 ... Topped 100-yard mark in three of five division games ... Ranked eighth in the NFL with 333 offensive touches (299 rushes, 34 receptions) including 20-plus touches in 12 of 14 games ... Finished second among AFC RBs in Pro Bowl fan voting ... **9/12 vs. DEN:** Opened season with 98 rushing yards on 23 carries. Surpassed 4,000 yards rushing and 8,000 career all-purpose yards ... **10/3 vs. IND:** Carried the ball 26 times for 105 yards and scored his 50th career rushing TD in his 67th game, tied for the 13th-fastest in NFL history to 50 rushing TDs. Scored on an eight-yard reception in the fourth quarter ... **10/10 at BUF:** Was 19-84 rushing with a six-yard TD run nullified by a holding penalty in the third quarter ... **10/24 at KC:** Led team with a season-high five receptions for 74 yards including an 18-yard TD catch in the second quarter and a 29-yard reception. Added 47 yards on 16 carries ... **10/31 at DAL:** Produced 135 yards on 27 carries with two rushes of 20-plus yards. Added two receptions for 13 yards. With 148 yards from scrimmage, he moved into third place in team history for career yards from scrimmage ... **11/14 vs. HOU:** Was 24-100 rushing with two TDs. Scored his 60th career TD in his 72nd career game, the fastest in franchise history ... **11/21 vs. CLE:** Finished with a career-high 220 yards from scrimmage (133 rushing, 87 receiving) and recorded his career-best third consecutive 100-yard rushing game. Had 220 of the club's 371 net yards. Scored the game-winning TD on a one-yard run with 1:20 remaining. The score was set up with a 75-yard reception on a screen pass, the longest reception of his career and fifth-longest in team history. Threw his first career INT on first pass in the second quarter. Added a 14-yard TD reception late in the fourth quarter. Named FedEx Ground NFL Player of the Week for his performance. ... **11/28 at NYG:** Topped the 100-yard rushing mark for the fourth consecutive game with 113 yards on 21 carries ... **12/5 at TEN:** Registered a career-high 186 rushing yards on a season-high 31 carries (6.0 avg.) along with a season-long 37-yard rush. The 186 yards were third-most in team history, most by a Jaguar since 2003, and second-most in the NFL in 2010. Surpassed 5,000 career rushing yards and 7,000 career yards from scrimmage. Voted as FedEx Ground NFL Player of the Week ... **12/12 vs. OAK:** Surpassed 100-plus yards for the sixth consecutive game with 101 yards on 23 carries. The six straight games marked the second-longest streak in team history. Scored on a 30-yard run in the fourth quarter. Combined with Rashad Jennings (109) to mark only third time in franchise history two players have had 100-plus rushing yards in the same game. Offense rushed for 200-plus yards in a franchise-record third straight game ... **12/18 at IND:** Snapped his consecutive streak of 100-yard rushing games at six, finishing with 46 yards on the ground ... Was inactive (knee) on **12/26 vs. WAS** and **1/2 at HOU** ... Marked first missed games for injury in his career ...

2009: Started a career-high 16 games in his first season as the lead RB and produced career-high numbers ... Was named to the Pro Bowl for the first time and was selected by his teammates as the Walter Payton Man of the Year for his work in the community ... Led the team in rushing for the second consecutive season with 1,391 yards on 312 carries with 15 TDs, the third-most rushing yards in franchise history ... Ranked second on the team with 53 receptions for 374 yards and one TD ... Added two punt returns for 19 yards (9.5) and four kickoff returns for 102 yards (25.5) ... Led team in rushing yards, yards from scrimmage (1,765) and TDs (16) ... Ranked third in the AFC, fourth in the NFL, in rushing yards and yards from scrimmage ... His 1,765 yards from scrimmage were the second-most in franchise history ... Became first player in franchise history to finish in the top three in the AFC in rushing yards ... Set franchise single-season record for rushing TDs (15), the most in the AFC and second-highest in NFL ... Finished with 16 total TDs which ranked tied for first in AFC and second in the NFL ... Was one of only 12 players to have three TDs in a game and joined Randy Moss (NE), Ricky Williams (MIA) and Chris Johnson (TEN) as the only players to do it twice ... Had at least one TD in 10 games and was one TD away from tying franchise single-season record ... Joined Fred Taylor (7 seasons) as the only RBs in franchise history with a 1,000-yard rushing season ... Finished with five 100-yard rushing games, tied for the fifth-most in the NFL ... Tied for NFL-lead with three TD runs of 60-plus yards and had two of six longest runs in NFL ... Ranked tied for second in NFL with five TDs of 10-plus yards and three of 50-plus yards ... Ranked third in NFL with 365 offensive touches, the second-most in team history for a season (Taylor, 393, 2003) ... Ranked fifth in the NFL with 312 rushes and joined Taylor (345, 2003) as the only players in franchise history with 300-plus carries in a season ... Was second in the AFC, third in the NFL, with 84 first downs made ... Picked up 68 rushing first downs, the third-most in team history ... **9/13 at IND:** Registered team-high 123 yards from scrimmage, finishing with 91 yards on 21 carries and added five receptions for 26 yards ... **9/27 at HOU:** Rushed for 119 yards on 23 carries with three TDs including a 61-yard run in the second quarter. Was named FedEx Ground Player of the Week and AFC

Offensive Player of the Week ... **10/18 vs. STL:** Established a career-high with 33 carries for 133 yards and finished with three TDs, the second time in a four-game span he had three TDs. The 38 touches were a career-high and tied for the third-most in the NFL in 2009. Surpassed James Stewart for second in franchise history in career rushing yards. Set a season-high with 178 yards from scrimmage ... **11/1 at TEN:** Amassed 177 yards on only eight carries with TD runs of 80 and 79 yards, two of the three longest runs in franchise history. His 22.1 average per rush set a franchise-record and was the best in the NFL the last 50 seasons (min. 8 carries) while the 80-yard run tied a franchise record (Taylor, 12/9/07 vs. Car.). The 177 yards were the fifth-most in team history and the most since 2003. He didn't get his first carry until midway through the second quarter and took it 80 yards for a score and opened the second half with a 79-yard TD run. Became only third player in NFL history with two rushing TDs of 75-plus yards in the same game, joining Barry Sanders (10/12/97) and Frank Gore (9/20/09). Reached 50 career TDs in his 54th game, the fastest in franchise history to accomplish the feat ... **11/15 at NYJ:** Recorded fourth 100-yard rushing game of the season, finishing with 123 yards and one TD on 24 carries. Trailing 22-21, the Jaguars moved the ball to the Jets 14-yard line and Jones-Drew kneeled at the one-yard line to set up a Josh Scobee field goal as time expired ... **11/22 vs. BUF:** Recorded a TD in fifth straight game ... **11/29 at SF:** Returned to Bay Area for first time as a pro and totaled 75 yards on 15 carries and led team with five receptions for 35 yards. Joined Taylor as the only players in franchise history to eclipse 1,000-yard rushing mark ... **12/13 vs. MIA:** Scored his 14th TD of the season and tied Fred Taylor for single-season franchise mark ... **12/17 vs. IND:** Set the franchise single-season record for TDs with his 15th on a three-yard run in the second quarter. Registered 110 yards on 27 carries and five receptions for 30 yards ... **12/27 at NE:** Recorded 141 all-purpose yards (63 rushing, 35 receiving, 43 kickoff returns) ...

2008: Played in all 16 games with three starts ... Led team in rushing with 197 carries for 824 yards and 12 TDs and ranked second with a career-high 62 receptions for 565 yards and two TDs ... Added 13 kickoff returns for 281 yards (21.6) and seven punt returns for 69 yards (9.9) ... Led team in total TDs (14), yards from scrimmage (1,389) and all-purpose yards (1,739) ... Led all NFL RBs in receiving yards and ranked second in receptions ... Had most receptions by a Jaguars RB in team history ... Ranked tied for third in the AFC, tied for sixth in the NFL, with 74 first downs made (47 rush, 27 rec.) ... Selected to USA Today All-Joe Team, which goes to players and coaches who have overachieved and are often overlooked ... Finished with nine receptions for 113 yards on **12/23 vs. MIN** and became the first RB in team history to record a 100-yard receiving game ... **9/21 at IND:** Led a rushing attack along with Fred Taylor that produced 236 yards on 48 carries and saw both players rush for over 100 yards. Finished with 19 carries for 107 yards (5.6) and one TD and four receptions for 59 yards with a long of 26. Scored on a six-yard run and finished with 191 all-purpose yards ... **10/5 vs. PIT:** Tied for team-lead with six receptions for 23 yards and rushed five times for seven yards with a one-yard TD run. Surpassed 100 career receptions and 1,000 career receiving yards, the only player in team history to have over 1,000 yards in three categories (rushing, receiving and returns) ... **10/12 at DEN:** Earned FedEx Ground Player of the Week honors after rushing for 125 yards on 22 carries and two TDs. Scored on a 46-yard scamper, the longest of the season for the Jaguars ... **11/9 at DET:** Led team with a career-high three rushing TDs on 11 carries for 70 yards. Became fifth player in team history with three rushing TDs in one game and tied franchise-record for TDs in a first half (3, James Stewart, 10/12/97 vs. PHI) ... **11/16 vs. TEN:** Led team with 17 carries for 66 yards and two rushing TDs along with three receptions for 27 yards ... **11/23 vs. MIN:** Became first running back in team history to record a 100-yard receiving game, finishing with career-high nine receptions for 113 yards. Added four rushing yards on three carries, four kickoff returns for 107 yards (26.8) and one punt return for nine yards for 233 all-purpose yards. Was one of only four NFL RBs with nine or more receptions in a game and one of seven RBs with 100-plus receiving yards in a game ... **12/14 vs. GB:** Made first start of season and produced two TDs. Had 12 rushes for 48 yards and four receptions for 22 yards. Scored the game-winning TD on a two-yard run with 1:56 remaining in the fourth quarter ...

2007: Played in 15 games and both postseason games ... Tied for team-lead with 10 total TDs (9 rush., 1 ret.) and ranked seventh in the NFL with team-high 2,104 all-purpose yards ... Ranked second on team in rushing with 768 yards on a career-high 167 carries for nine TDs and third in receptions with 40 for 407 yards (10.2 avg.) ... Led team with a career-high 31 kickoff returns for 811 yards (26.2) with one TD, a 100-yard return at New Orleans ... Tied for fourth in NFL with two rushes of 50-plus yards ... Had three scoring plays of 50-plus yards ... Led Jaguars in the postseason with seven receptions for 92 yards, 140 yards from scrimmage and 297 all-purpose yards ... **9/16 vs. ATL:** Became sixth player in team history to surpass 1,000 career rushing yards ... **9/23 at DEN:** Registered 144 all-purpose yards, rushing 15 times for 37 yards, two passes for 18 yards and three KORs for 89 yards (29.7 avg.) with a long of 42 yards ... **10/14 vs. HOU:** Recorded 260 all-purpose yards, the second-most of his career and third-most in team history. Rushed 12 times for 125 yards and scored on seven-yard and 57-yard runs in the fourth quarter. Had four receptions for team-leading 59 yards and returned four kickoffs for 76 yards ... **10/22 vs. IND:** Led team with 13 carries for 52 yards with one TD and had three receptions for 17 yards. Returned four



kickoffs for 133 yards (33.3 avg.). Marked fourth consecutive game with 140-plus all-purpose yards ... **11/4 at NO:** Returned kickoff 100 yards for a TD, the longest return in team history. Became only player in team history to record two career kickoff returns for TDs ... **11/11 at TEN:** Posted second 100-yard rushing game of the season with 19 carries for 101 yards with an eight-yard TD run. Returned two kickoffs and two punts and finished with 186 all-purpose yards ... **12/30 at HOU:** Was inactive as healthy deactivation in season finale ... **1/5 at PIT:** Registered 168 all-purpose yards in first career postseason game and became only the third player in team history to record two TDs in a playoff game. Finished with eight carries for 29 yards with 10-yard TD and caught a 43-yard TD pass from David Garrard in the second quarter. Returned first quarter kickoff a franchise postseason record 96 yards to the Steelers' one-yard line which led to a Jaguars TD. The 96-yard return was the seventh-longest in NFL postseason history and longest since 2001 ... **1/12 at NE:** Rushed six times for 19 yards and had team-high six receptions for 49 yards in AFC Divisional Playoff game. Returned five kickoffs for 61 yards ...

2006: Played in all 16 games as a rookie with one start ... Finished with team-record 2,250 all-purpose yards and led team with 16 total TDs ... Ranked second on the team in rushing with 166 carries for 941 yards with a team-high 13 rushing TDs and also ranked second with 46 receptions (team rookie record) for 436 yards and two TDs ... Finished with 31 kickoff returns for 860 yards (27.7 avg.) and one TD ... Ranked third in the NFL with a 27.7 kickoff return average, the highest single-season mark in team history ... Produced three of the top seven single-game all-purpose yards totals in team history ... Registered three 100-yard rushing games and joined Fred Taylor (1998, six) as the only rookies in team history to rush for 100-plus yards ... Scored a TD in eight consecutive games, tying Taylor (8, 1998) for most in team history, and registered at least one score in 12 of the last 14 games ... Ranked second in team history with 16 TDs (Taylor, 17, 1998) in a season and was also second to Taylor (14) for most rushing TDs as a rookie with 13 ... Tied for NFL-lead with six TDs of 10-plus yards and tied for third with three TDs of 20-plus yards ... Ranked third in the NFL in all-purpose yards, trailing only Steven Jackson of St. Louis (2,334) and NFL MVP LaDainian Tomlinson of San Diego (2,323) ... Ranked 8th in the AFC and 15th in the NFL with 1,377 yards from scrimmage ... Along with Taylor (231-1,146, 5 TDs), formed the NFL's second-best rushing duo and best in team history with 2,087 rushing yards ... **9/24 at IND:** Recorded first career 100-yard rushing game with 103 yards on 13 carries. Returned four kickoffs for 109 yards (27.3 avg.) and finished with 244 all-purpose yards ... **10/1 at WAS:** Scored on a 51-yard TD pass from Bryon Leftwich, the longest completion of the season for the Jaguars ... **10/22 at HOU:** Led team with a career-high seven receptions for 58 yards and added a one-yard TD run ... **12/10 vs. IND:** Set a team-record for all-purpose yards in a game with 303, finishing with 15 rushes for a career-high 161 yards and two TDs, one reception for 15 yards, two kickoffs for 109 yards (54.5 avg.) and one TD and one punt return for 13 yards. The 303 all-purpose yards ranked fourth in NFL history by a rookie and were the most since Tim Brown had 306 on 11/28/98 for Oakland. Had a 93-yard kickoff return, the third-longest in team history. Named AFC Special Teams Player of the Week and was presented the NFL Player of the Day Golden Peacock Award by NBC following the game ... **12/24 vs. NE:** Made first career start and led team with 19 carries for 131 yards and two TDs along with six receptions for 41 yards. Scored on a 74-yard run, then the second-longest TD run in team history ... **12/31 at KC:** Led team with 12 rushes for 46 yards and one TD in season-finale, surpassing former Baltimore Colt Curtis Dickey (1980) for the NFL rookie record with a rushing TD in his eighth consecutive game.

COLLEGE: Started 22 of 36 games in three seasons and finished with 2,503 rushing yards on 481 carries along with 26 TDs ... Recorded 64 career receptions for 819 yards and seven TDs ... Left school following junior season and was only the fifth player in school history to lead the team in rushing in all three seasons ... Also served as a punt and kickoff returner where he set the school record with 4,688 all-purpose yards ... As a junior, was consensus All-America selection as all-purpose back and All-Pac 10 first-team selection as punt returner ... Started all 12 games and led the team in rushing with 914 yards and 13 TDs on 186 carries ... Set NCAA single-season record with a 28.5 average on 15 punt returns and compiled a school single-season record 427 yards and three TDs on punt returns ... Named second-team All-Pac 10 with 91.5 rushing yards per game ... Scored 12 TDs (eight rushing, three receiving and one on a punt return) ... Rushed for 1,007 yards on 160 attempts with eight TDs as a sophomore ... Added 18 receptions for 162 yards ... Saw action in all 13 games as a true freshman ... Named first-team All-Pac 10 as a kick returner by The Sporting News ... Led team in rushing with 582 yards on 125 attempts with five TDs, becoming the first true freshman to lead the Bruins in rushing since DeShaun Foster in 1998 ... Majored in history.

PERSONAL: Married (Ashley), with two sons, Maurice III and Madden, and daughter, Alayah ... Lives in Jacksonville, Fla. ... Attended De La Salle (Concord, Calif.) High ... Lettered three times in football ... Parade, Prep Star and Super Prep All-America selection who was also a member of the Super Prep Elite 50 team, in addition to earning that publication's FarWest Offensive Player of the Year honors ... Earned Tacoma News Tribune Western 100, first-team All-State and State Running Back of the Year ... Member of team that extended the school's winning streak to 138 games ... Gained

1,457 yards rushing, averaging 11.9 yards per attempt, and had 26 total TDs in 12 games as a senior ... Four-year member of the track team as a sprinter ... Has worn a Superman t-shirt underneath his jersey since he was 10-years old playing Pop Warner football in Pinole, Calif. ... Established the Maurice Jones-Drew Foundation in 2009 to help youth-focused organizations ... Purchased more than 100 sets of Reebok shoes, gloves and compression shirts for members of the Andrew Jackson High School varsity football team in 2009 ... Played in 2010 Murray Brothers Caddyshack Charity Golf Tournament ... Partnered with Winn-Dixie and Dairy Farmers Inc. for a special back-to-school event for more than 200 area children the last four years where each child received a backpack full of school supplies. Children from the Police Athletic League, Sulzbacher Center, Jacksonville Children's Commission and the St. Augustine Homeless Coalition were the recipients of the backpacks ... The foundation hosted a special holiday event for 70 local children in December 2009 from the Sulzbacher Center's aftercare program at Toys "R" Us. The foundation purchased \$100 gift cards for each child ... Represented the Jaguars in the United Way's PLAY 60 campaign and NFL-LIVE UNITED initiative in 2009 ... Joined NFL commissioner Roger Goodell in January of 2010 in New York City to announce a special campaign, Fuel Up to Play 60, between the NFL, the U.S. Department of Agriculture (USDA) and the National Dairy Council to fight and defeat childhood obesity ... Selected to speak at Newsweek Magazine's Executive Forum: Childhood Obesity, "Challenges and Ways to Promote Health and Wellness in America's Communities" at the National Press Club in Washington, D.C. in March of 2010 ... Teamed up with Activision Publishing and Pro vs. GI Joe in an online video game showdown in December of 2009 with military troops stationed across the world from the Touchdown Club at EverBank Field ... Featured in commercials and billboards for Winn-Dixie Stores, Inc. ... Served as celebrity waiter at Morton's Steakhouse for annual charity event that raises money for Wolfson and Shands Hospitals ... Took home the Madden Bowl 2010 title at the annual event during Super Bowl week ... Featured guest at sixth annual Guardian Catholic Schools 2010 Golf Classic. The event raised money for scholarships and operational funding for students who attend St. Pius and Holy Rosary Catholic Schools ... Hosted a football camp for youth the last six years in Jacksonville and hosted second-annual youth camp in Antioch, Calif. in spring of 2008 ... Represented Jaguars for the NFL/JCPenney Take a Player to School Program, visiting second-grade class at Hyde Park Elementary ... Participated in the 2008 Shop with a Jock event at Wal-Mart with more than 50 children from Bridge of Northeast Florida and MaliVai Washington Kids Foundation ... Served as spokesperson for the Jacksonville Commitment, a program that provides college scholarships to local colleges and universities ... Took part in a photo shoot with his dog, Philip, to raise money for the Humane Society ... Taped PSA for Florida/Georgia Blood Alliance to promote annual blood drive ... Represented Jaguars during Super Bowl XLI in South Florida for annual Taste of the NFL hunger-relief fundraiser ... Supports and attends team sponsored events like Operation Blessing, Food Drive Kick-off, Jaguars annual golf tournament, Jaguars Taste of the NFL dinner and the Jacksonville Jaguars Foundation Playbooks reading initiative where he was featured on the cover in 2007 ... Attended the 2009 NFL Broadcast Boot Camp at NFL Films ... Hosted a fantasy football show on "Sirius XM Fantasy Sports Radio" each week during the last three seasons ... Twitter handle is @Jones_Drew32 ... Full name: Maurice Christopher Jones-Drew.

MJD BY THE SEASONS

RB Maurice Jones-Drew has shown a penchant for improving as the season wears on. Here is how Jones-Drew performs by month:

MONTH	GAMES	RUSHING TOTALS	AVERAGE PER GAME	TDS	100-YARD GAMES
Sept.	23	340-1,542	67.0	8	5
Oct.	26	398-1,721	66.2	17	6
Nov.	23	348-1,719	74.7	22	7
Dec./Jan.	27	484-2,286	84.7	16	8

MAURICE JONES-DREW REGULAR SEASON STATISTICS

RUSHING	GP/GS	NO	YDS	AVG	LG	TD
2006 Jacksonville	16/1	166	941	5.7	*74t	*13
2007 Jacksonville	15/0	167	768	4.6	57t	*9
2008 Jacksonville	16/3	*197	*824	4.2	46t	*12
2009 Jacksonville	16/16	*312	*1,391	4.5	*80t	@15
2010 Jacksonville	14/14	*299	*1,324	4.4	37	#5
2011 Jacksonville	16/16	*343	*1,606	4.7	*56	*8
2012 Jacksonville	6/5	86	*414	4.8	59t	1
NFL totals: 7 years	99/55	1,570	7,268	4.6	80t	63

RECEIVING	GP/GS	NO	YDS	AVG	LG	TD
2006 Jacksonville	16/1	46	436	9.5	*51t	2
2007 Jacksonville	15/0	40	407	10.2	43	0
2008 Jacksonville	16/3	62	565	9.1	26	2
2009 Jacksonville	16/16	53	374	7.1	19	1
2010 Jacksonville	14/14	34	317	9.3	*75	2
2011 Jacksonville	16/16	43	374	8.7	48	3
2012 Jacksonville	5/4	14	86	6.1	13	1
NFL totals: 7 years	99/55	292	2,559	8.8	75	11

RETURNS	PUNT RETURNS						KICKOFF RETURNS				
	NO	FC	YDS	AVG	LG	TD	NO	YDS	AVG	LG	TD
2006 Jacksonville	1	0	13	13.0	13	0	*31	*860	@27.7	*93t	1
2007 Jacksonville	3	0	28	9.3	17	0	*31	*811	*26.2	@100t	1
2008 Jacksonville	7	1	69	9.9	15	0	13	281	21.6	33	0
2009 Jacksonville	2	0	19	9.5	12	0	4	102	*25.5	30	0
2010 Jacksonville	0	0	0	0.0	0	0	0	0	0.0	0	0
2011 Jacksonville	0	0	0	0.0	0	0	0	0	0.0	0	0
2012 Jacksonville	2	0	4	2.0	4	0	0	0	0.0	0	0
NFL totals: 7 years	15	1	133	8.9	17	0	@79	@2,054	@26.0	@100t	@2

* Team Leader

@ Team Record

ADDITIONAL STATISTICS: One pass attempt intercepted 11/21/10 vs. Cleveland.

POSTSEASON STATISTICS

RUSHING	GP/GS	NO	YDS	AVG	LG	TD
2007 Jacksonville	2/0	14	48	3.4	10t	1

RECEIVING	GP/GS	NO	YDS	AVG	LG	TD
2007 Jacksonville	2/0	7	92	13.1	43t	1

RETURNS	PUNT RETURNS						KICKOFF RETURNS				
	NO	FC	YDS	AVG	LG	TD	NO	YDS	AVG	LG	TD
2007 Jacksonville	0	0	0	0.0	0	0	6	157	26.2	@96	0

* Team Leader

@ Team Record

JONES-DREW'S SINGLE-GAME CAREER HIGHS

RUSHING ATTEMPTS:	33 (10/18/09 vs. St. Louis)
RUSHING YARDS:	186 (12/15/10 at Tennessee)
LONGEST RUSH:	80t (11/1/09 at Tennessee)
RUSHING TOUCHDOWNS:	3 (3 times, last 10/18/09 vs. St. Louis)
LONGEST RUSHING TOUCHDOWN:	80t (11/1/09 at Tennessee)
RECEPTIONS:	9 (11/23/08 vs. Minnesota)
RECEIVING YARDS:	113 (11/23/08 vs. Minnesota)
LONGEST RECEPTION:	75 (11/21/10 vs. Cleveland)
RECEIVING TOUCHDOWNS:	2 (12/11/11 vs. Tampa Bay)
ALL-PURPOSE YARDS:	303 (12/10/06 vs. Indianapolis)
COMBINED YARDS:	220 (11/21/10 vs. Cleveland)

JONES-DREW VS. OPPONENTS

OPPONENT	GAMES	RUSHING				100-YARD			RECEIVING			
		ATT	YDS	AVG	LG	TD	GAMES	NO	YDS	AVG	LG	TD
Arizona	1	13	66	5.1	36	0	0	4	17	4.3	6	0
Atlanta	2	28	143	5.1	43	0	1	2	11	6.5	10	0
Baltimore	2	53	183	3.5	23	0	1	3	9	3.0	10	0
Buffalo	5	69	255	3.7	24	4	0	16	115	7.2	28	0
Carolina	2	35	146	4.2	39	0	1	5	66	13.2	24	0
Chicago	2	24	111	4.6	27	0	0	8	50	6.3	19	1
Cincinnati	3	42	156	3.7	25	2	0	7	71	10.1	16	0
Cleveland	4	72	331	4.6	30	2	1	11	143	13.0	75	0
Dallas	2	29	143	4.9	24	0	1	2	13	6.5	10	0
Denver	3	60	260	4.3	46t	2	1	7	56	8.0	12	0
Detroit	1	11	70	6.4	16	3	0	2	21	10.5	15	0
Green Bay	1	12	48	4.0	15	1	0	4	22	5.5	14	1
Houston	11	161	744	4.6	61t	10	3	35	354	10.1	31	1
Indianapolis	13	258	1,389	5.4	59t	10	8	40	336	8.4	26	3
Kansas City	4	66	272	4.1	21	3	0	15	157	10.5	29	1
Miami	2	23	105	4.6	32	2	0	2	24	12.0	17	0
Minnesota	2	22	81	3.7	11	0	0	12	131	10.9	24	0
New England	2	37	194	5.2	74t	2	1	9	76	8.4	17	0
New Orleans	2	16	112	7.0	41	0	0	3	34	11.3	22	0
New York Giants	2	30	158	5.3	23	1	1	6	25	4.2	9	0
New York Jets	3	55	270	4.9	33t	3	1	5	41	8.2	19	0
Oakland	3	35	151	4.3	30t	2	1	9	115	12.8	43	0
Philadelphia	2	43	165	3.8	17	0	0	5	21	4.2	10	0
Pittsburgh	4	41	176	4.3	20	1	0	15	67	4.5	10	0
San Diego	3	44	161	3.7	17	1	0	8	112	14	48	0
San Francisco	1	15	75	5.0	12	0	0	5	35	7.0	17	0
Seattle	1	12	34	2.8	18	0	0	5	23	4.6	10	0
St. Louis	1	33	133	4.0	26	3	1	5	45	9.0	16	0
Tampa Bay	2	37	133	3.6	21	2	0	8	65	8.1	17	2
Tennessee	12	191	1,000	5.2	80t	9	4	31	251	8.1	37	0
Washington	1	3	3	1.0	2	0	0	3	53	17.7	51t	1
TOTALS	99	1,570	7,268	4.6	80t	63	26	292	2,559	8.8	75	11

MJD'S 100-YARD RUSHING GAMES

DATE	OPPONENT	NO	YDS	AVG	LG	TD
09/24/06	at Indianapolis	13	103	7.9	26	0
12/10/06	vs. Indianapolis	15	166	11.1	48t	2
12/24/06	vs. New England	19	131	6.9	74t	2
10/14/07	vs. Houston	12	125	10.4	57t	2
11/11/07	at Tennessee	19	101	5.3	30	1
09/21/08	at Indianapolis	19	107	5.6	18	1
10/12/08	at Denver	22	125	5.7	46t	2
09/27/09	at Houston	23	119	5.2	61t	3
10/18/09	vs. St. Louis	33	133	4.0	26	3
11/01/09	at Tennessee	8	177	22.1	80t	2
11/15/09	at New York Jets	24	123	5.1	33t	1
12/17/09	vs. Indianapolis	27	110	4.1	14	1
10/03/10	vs. Indianapolis	26	105	4.0	14	1
10/31/10	at Dallas	27	135	5.0	24	0
11/14/10	vs. Houston	24	100	4.2	15	2
11/21/10	vs. Cleveland	23	133	5.8	22	1
11/28/10	at New York Giants	21	113	5.4	23	0
12/05/10	at Tennessee	31	186	6.0	37	0
12/12/10	vs. Oakland	23	101	4.4	30t	1
09/25/11	at Carolina	24	122	5.1	39	0
10/24/11	vs. Baltimore	30	105	3.5	12	0
11/13/11	at Indianapolis	25	114	4.6	15	1
12/15/11	at Atlanta	17	112	6.6	43	0
12/24/11	at Tennessee	24	103	4.3	21	1
01/01/12	vs. Indianapolis	25	169	6.8	56	0
09/23/12	at Indianapolis	28	177	6.3	59t	1



VETERANS



JONES-DREW'S GAME-BY-GAME STATISTICS

2006		RUSHING				RECEIVING				
DATE OPPONENT	ATT	YDS	AVG	LG	TD	NO	YDS	AVG	LG	TD
9/10 vs. DALLAS	2	8	4.0	4	0	0	0	0.0	0	0
9/18 vs. PITTSBURGH	2	4	2.0	7	0	2	6	3.0	5	0
9/24 at Indianapolis	13	103	7.9	26	0	4	32	8.0	12	1
10/1 at Washington	3	3	1.0	2	0	3	53	17.7	51t	1
10/8 vs. NEW YORK JETS	13	59	4.5	9	2	0	0	0.0	0	0
10/22 at Houston	8	10	1.3	3	1	7	58	8.3	19	0
10/29 at Philadelphia	21	77	3.7	13	0	3	20	6.7	10	0
11/5 vs. TENNESSEE	8	56	7.0	40	0	2	29	14.5	29	0
11/12 vs. HOUSTON	3	11	3.7	6	1	4	56	14.0	21	0
11/20 vs. N.Y. GIANTS	9	45	5.0	12	1	2	16	8.0	9	0
11/26 at Buffalo	8	78	9.8	24	1	5	47	9.4	28	0
12/3 at Miami	5	46	9.2	32t	1	0	0	0.0	0	0
12/10 vs. INDIANAPOLIS	15	166	11.1	48t	2	1	15	15.0	15	0
12/17 at Tennessee	25	98	3.9	17	1	3	47	15.7	37	0
12/24 vs. NEW ENGLAND*	19	131	6.9	74t	2	6	41	6.8	11	0
12/31 at Kansas City	12	46	3.8	12	1	4	16	4.0	8	0
Totals	166	941	5.7	74t	13	46	436	9.5	51t	2

2007		RUSHING				RECEIVING				
DATE OPPONENT	ATT	YDS	AVG	LG	TD	NO	YDS	AVG	LG	TD
9/9 vs. TENNESSEE	7	32	4.6	23	0	3	28	9.3	20	0
9/16 vs. ATLANTA	11	31	2.8	9	0	1	10	10.0	10	0
9/23 at Denver	15	37	2.5	10	0	2	18	9.0	10	0
10/7 at Kansas City	9	82	9.1	52t	1	3	30	10.0	12	0
10/14 vs. HOUSTON	12	125	10.4	57t	2	4	59	14.8	25	0
10/22 vs. INDIANAPOLIS	13	52	4.0	12	1	3	17	5.7	7	0
10/28 at Tampa Bay	10	48	4.8	21	0	2	14	7.0	15	0
11/4 at New Orleans	5	28	5.6	12	0	2	31	15.5	22	0
11/11 at Tennessee	19	101	5.3	30	1	3	28	9.3	10	0
11/18 vs. SAN DIEGO	12	33	2.8	15	1	1	4	4.0	4	0
11/25 vs. BUFFALO	10	10	1.0	17t	1	2	16	8.0	10	0
12/2 at Indianapolis	11	52	4.7	22	1	1	5	5.0	5	0
12/9 vs. CAROLINA	11	24	2.2	6	0	2	21	10.5	13	0
12/16 at Pittsburgh	12	69	5.8	20	0	5	30	6.0	8	0
12/23 vs. OAKLAND	10	44	4.4	14t	1	6	96	16.0	43	0
12/30 at Houston	Did not play									
Totals	167	768	4.6	57t	^9	40	407	10.2	43	0
1/5 at Pittsburgh	8	29	3.6	10t	1	1	43	43.0	43t	1
1/12 at New England	6	19	3.2	10	0	6	49	8.2	18	0

2008		RUSHING				RECEIVING				
DATE OPPONENT	ATT	YDS	AVG	LG	TD	NO	YDS	AVG	LG	TD
9/7 at Tennessee	5	13	2.6	11	0	4	37	9.3	15	0
9/14 vs. BUFFALO	7	17	2.4	9	1	3	25	8.3	15	0
9/21 at Indianapolis	19	107	5.6	18	1	4	59	14.8	26	0
9/28 vs. HOUSTON	7	32	4.6	19	0	2	17	8.5	12	0
10/5 vs. PITTSBURGH	5	7	1.4	3	1	6	23	3.8	10	0
10/12 at Denver	22	125	5.7	46t	2	2	23	11.5	12	0
10/26 vs. CLEVELAND	12	29	2.4	5	0	3	19	6.3	7	0
11/2 at Cincinnati	10	33	3.3	8	1	2	29	14.5	16	0
11/9 at Detroit	11	70	6.4	16	2	2	21	10.5	15	0
11/16 vs. TENNESSEE	17	66	3.9	15	3	3	27	9.0	11	0
11/23 vs. MINNESOTA	3	4	1.3	3	0	9	113	12.6	24	0
12/1 at Houston	12	49	4.1	14	0	3	22	7.3	16	0
12/7 at Chicago	12	55	4.6	14	0	7	47	6.7	19	1
12/14 vs. GREEN BAY*	12	48	4.0	15	1	4	22	5.5	14t	1
12/18 vs. INDIANAPOLIS*	20	91	4.6	15	0	7	71	10.1	17	0
12/28 at Baltimore*	23	78	3.4	23	0	1	10	10.0	10	0
Totals	^197	^824	4.2	46t	^12	62	565	9.1	26	2

2009		RUSHING				RECEIVING				
DATE OPPONENT	ATT	YDS	AVG	LG	TD	NO	YDS	AVG	LG	TD
9/13 at Indianapolis*	21	97	4.6	26	1	5	26	5.2	13	0
9/20 vs. ARIZONA*	13	66	5.1	36	0	4	17	4.3	6	0
9/27 at Houston*	23	119	5.2	61t	3	4	28	7.0	8	0
10/4 vs. TENNESSEE*	6	14	2.3	9t	1	3	26	8.7	15	0
10/11 at Seattle*	12	34	2.8	18	0	5	23	4.6	10	0
10/18 vs. ST. LOUIS*	33	133	4.0	26	3	5	45	9.0	16	0
11/1 at Tennessee*	8	177	22.1	80t	2	1	-4	-4.0	-4	0
11/8 vs. KANSAS CITY*	29	97	3.3	10t	1	3	37	12.3	15	0
11/15 at New York Jets*	24	123	5.1	33t	1	2	22	11.0	19	0
11/22 vs. BUFFALO*	25	66	2.6	10	1	4	18	4.5	13	0
11/29 at San Francisco*	15	75	5.0	12	0	5	35	7.0	17	0
12/6 vs. HOUSTON*	24	76	3.2	15	0	1	6	6.0	6	0
12/13 vs. MIAMI*	18	59	3.3	13	1	2	24	12.0	17	0
12/17 vs. INDIANAPOLIS*	27	110	4.1	14	1	5	30	6.0	11	1
12/27 at New England*	18	63	3.5	14	0	3	35	11.7	17	0
1/3 at Cleveland*	16	82	5.1	30	0	1	6	6.0	6	0
Totals	^312	^1,391	4.5	80t	^15	53	374	7.1	19	1

2010		RUSHING				RECEIVING				
DATE OPPONENT	ATT	YDS	AVG	LG	TD	NO	YDS	AVG	LG	TD
9/12 vs. DENVER*	23	98	4.3	18	0	3	15	5.0	8	0
9/19 at San Diego*	12	31	2.6	7	0	1	17	17.0	17	0
9/26 vs. PHILADELPHIA*	22	88	4.0	17	0	2	1	0.5	3	0
10/3 vs. INDIANAPOLIS*	26	105	4.0	14	1	2	16	8.0	8t	1
10/10 at Buffalo*	19	84	4.4	23	0	2	9	4.5	6	0
10/18 vs. TENNESSEE*	17	57	3.4	11	0	2	8	4.0	4	0
10/24 at Kansas City*	16	47	2.9	21	0	5	74	14.8	29	1
10/31 at Dallas*	27	135	5.0	24	0	2	13	6.5	10	0
11/14 vs. HOUSTON*	24	100	4.2	15	2	2	23	11.5	14	0
11/21 vs. CLEVELAND*	23	133	5.8	22	1	3	87	29.0	75	0
11/28 at New York Giants*	21	113	5.4	23	0	4	9	2.3	6	0
12/5 at Tennessee*	31	186	6.0	37	0	1	4	4.0	4	0
12/12 vs. OAKLAND*	23	101	4.4	30t	1	3	19	6.3	9	0
12/19 at Indianapolis*	15	46	3.1	12	0	2	22	11.0	14	0
12/26 vs. WASHINGTON	Inactive (knee)									
1/2 at Houston	Inactive (knee)									
Totals	^299	^1,324	4.4	37	#5	34	317	9.3	^75	2

2011		RUSHING				RECEIVING				
DATE OPPONENT	ATT	YDS	AVG	LG	TD	NO	YDS	AVG	LG	TD
9/11 vs. TENNESSEE*	24	97	4.0	21t	1	0	0	0.0	0	0
9/18 at N.Y. Jets*	18	88	4.9	16	0	3	19	6.3	11	0
9/25 at Carolina*	24	122	5.1	39	0	3	45	15.0	24	0
10/2 vs. NEW ORLEANS*	11	84	7.6	41	0	1	3	3.0	3	0
10/9 vs. CINCINNATI*	19	85	4.5	25	1	0	0	0.0	0	0
10/16 at Pittsburgh*	22	96	4.4	19	0	2	8	4.0	11	0
10/24 vs. BALTIMORE*	30	105	3.5	12	0	2	-2	-0.5	1	0
10/30 at Houston*	18	63	3.5	10	1	1	11	11.0	11	0
11/13 at Indianapolis*	25	114	4.6	15	1	3	23	7.7	12	0
11/20 at Cleveland*	21	87	4.1	14	1	4	31	7.8	10	0
11/27 vs. HOUSTON*	18	99	5.5	29	0	4	67	16.8	31	0
12/5 vs. SAN DIEGO*	20	97	4.9	17	0	6	91	15.2	48	1
12/11 vs. TAMPA BAY*	27	85	3.1	14	2	6	51	8.5	17	2
12/15 at Atlanta*	17	112	6.6	43	0	1	1	1.0	1	0
12/24 at Tennessee*	24	103	4.3	24	1	6	21	3.5	14	0
1/1 vs. INDIANAPOLIS*	25	169	6.8	56	0	1	4	4.0	4	0
Totals	^343	^1,606	4.7	^56	^8	43	374	8.7	48	#3

2012		RUSHING				RECEIVING					
DATE	OPP	ATT	YDS	AVG	LG	TD	NO	YDS	AVG	LG	TD
9/9	at MIN	19	77	4.1	11	0	3	18	6.0	8	0
9/16	HOU	12	60	5.0	17	0	3	7	2.3	5t	1
9/23	at IND	28	177	6.3	59t	1	2	16	8.0	11	0
9/30	CIN	13	38	2.9	9	0	5	42	8.4	13	0
10/7	CHI	12	56	4.7	27	0	1	3	3.0	3	0
10/21	at OAK	2	6	3.0	3	0	0	0	0.0	0	0
10/28	at GB	Inactive (foot)									
11/4	DET	Inactive (foot)									
11/8	IND	Inactive (foot)									
11/18	at HOU	Inactive (foot)									
11/25	TEN	Inactive (foot)									
12/2	at BUF	Inactive (foot)									
12/9	NYJ	Inactive (foot)									
12/16	at MIA	Inactive (foot)									
12/23	NE	Inactive (foot)									
12/30	at TEN	Injured reserve (foot)									
Totals:		86	414	4.8	59t	1	14	86	6.1	13	1

* Started ^ Team Leader # Shared Team Lead

LARGEST COMEBACK WINS IN JAGUARS HISTORY

The Jaguars have won 11 regular season games and one postseason game after trailing by double-digits:

LARGEST COMEBACK WINS

- 15 points, 11/24/96 at BAL, trailed 25-10 4th quarter, won 28-25 OT
- 14 points, 11/10/96 vs. BAL, trailed 17-3 3rd quarter, won 30-27
- 14 points, 12/13/99 vs. DEN, trailed 14-0 1st quarter, won 27-24
- 14 points, 12/11/11 vs. TB, trailed 14-0 2nd quarter, won 41-14
- 13 points, 11/09/03 vs. IND, trailed 20-7 at half, won 28-23
- 12 points, 09/27/98 at TEN, trailed 19-7 2nd quarter, won 27-22
- 11 points, 10/13/96 vs. NYJ, trailed 14-3 2nd quarter, won 21-17
- 11 points, 11/30/97 vs. BAL, trailed 14-3 2nd quarter, won 29-27
- 11 points, 09/23/12 at IND, trailed 14-3 at half, won 22-17
- 10 points, 11/28/99 at BAL, trailed 10-0 1st quarter, won 30-23
- 10 points, 09/10/06 vs. DAL, trailed 10-0 1st quarter, won 24-17

LARGEST COMEBACK W

3

MIKE KAFKA

QUARTERBACK
6-3 225 LBS.
NORTHWESTERN
BORN JULY 25, 1987
OAKLAWN, ILLINOIS
ACQ. WAIVERS (NEW ENGLAND) 2013
EXP: 3RD YEAR

GAMES PLAYED/STARTED: 2010 (0/0), 2011 (4/0)
NFL TOTALS: 4 games, 0 starts
POSTSEASON TOTALS: 0 games, 0 starts
TRANSACTIONS: Originally drafted by Philadelphia in the fourth round (122nd overall) of the 2010 draft ... Waived on 8/31/12 ... Signed as free agent by New England on 1/24/13 ... Waived on 6/10/13 ... Claimed off waivers by Jacksonville on 6/11/13.

PRO: Third-year QB is in his first season with the Jaguars ... Was a fourth-round pick of Philadelphia in 2010 and played in four games ... Also spent time with New England in 2013 offseason ... Career totals include 107 yards on 11 of 16 passing with two INTs ... Named Offensive MVP of the 2010 East-West Shrine Game ... Three-year letterman at Northwestern ...

2012: Spent preseason with Philadelphia before he was waived on final cuts ... Was 5 of 9 passing for 31 yards with one INT ...

2011: Saw first career action, appearing in four games as a reserve ... Made NFL debut in the fourth quarter on **9/18 at ATL** after injury to Michael Vick and was 7 of 9 passing for 72 yards including a 43-yard completion ... Saw action in the following week on **9/25 vs. NYG** and completed 4 of 7 passes for 35 yards and two INTs ... Also saw action on **12/18 vs. NYJ** and **1/1 vs. WAS** ...

2010: Was listed as third QB for all 16 games as a rookie ... Completed 25 of 59 passes in the preseason for 274 yards with one TD and three INTs.

COLLEGE: Started 19 of 30 games in his collegiate career ... Career totals included 408 of 637 passing for 4,265 yards with 19 TDs and 20 INTs ... Adding 887 rushing yards and 11 TDs ... Holds school's single-game (83.3 vs. Syracuse, 2009), single-season (64.8 in 2009) and career (64.1) marks for completion percentage ... Earned second-team All-Big Ten honors as a senior, completing 319 of 492 passes for 3,430 yards with 16 TDs and 12 INTs ... Closed career with a school-record 532 yards in Outback Bowl overtime loss to Auburn ... Appeared in eight games with six starts as a junior and threw for 330 yards and two TDs on 32 of 46 passing ... Saw action in four games as a sophomore ... Played in five games as a freshman and was 55 of 96 passing for 494 yards with one TD and five INTs ... Majored in communications.

PERSONAL: Attended St. Rita of Cascia High School in Illinois ... Led team to three conference championships and a 35-8 record in three years at QB ... Also played baseball ... Son of Michael and Sandra Kafka ... Brother, Jason, played baseball at San Jose State ... Twitter handle is @MikeKafka3 ... Full name: Michael John Kafka.

KAFKA REGULAR SEASON STATISTICS

PASSING	GP/GS	ATT	CMP	YDS	PCT	TD	INT	LG	RTG
2010 Philadelphia	0/0	0	0	0	0.0	0	0	0	0.0
2011 Philadelphia	4/0	16	11	107	68.8	0	2	43	47.7

89

MARCEDES LEWIS

TIGHT END
6-6 272 LBS.
UCLA
BORN MAY 19, 1984
LONG BEACH, CALIFORNIA
ACQ. 1ST ROUND OF 2006 DRAFT (28TH)
EXP: 8TH YEAR

GAMES PLAYED/STARTED: 2006 (15/3), 2007 (16/16, 2/2), 2008 (16/15), 2009 (15/15), 2010 (16/16), 2011 (15/15), 2012 (16/15)
NFL TOTALS: 109 games, 95 starts
POSTSEASON TOTALS: 2 games, 2 starts
TRANSACTIONS: Originally drafted in the first round (28th overall) of the 2006 draft.

PRO: Eighth-year pro is considered one of the league's best TEs ... Has started 95 of 109 games and has missed only three games in his career ... Became Jaguars first Pro Bowl tight end after he earned honors in 2010 ... Former first-round pick ranks third in franchise history in career receiving yards (3,224), fifth in receptions (272), third in receiving TDs (21), third in yards per reception (11.9) and receptions of 25-plus yards (24) ... His 21 career TDs rank sixth in team history ... Owns team record for receptions, career TDs and receiving yards by a TE ... Tied franchise record for single-season TD receptions (10) in 2010 ... Has three career multi-TD games ... Has 24 career receptions of 25-plus yards, the most by a Jaguars TE in team history ... Led all NFL TEs in average per catch in 2009 and again in 2010 ... Highest drafted TE in Jaguars history ... Winner of 2005 Mackey Award, given to nation's top collegiate TE ... Second TE taken in 2006 draft behind Maryland's Vernon Davis (6th overall) ... Was teammate of Jaguars RB Maurice Jones-Drew at UCLA ... Former basketball player who was heavily recruited to college ...

2012: Played in all 16 games for the fourth time in his career ... Ranked third on the club with 52 receptions for 540 yards and four TDs, the second-highest receiving totals of his career ... **9/9 at MIN:** Opened season with five receptions for 52 yards and a TD. Scored on a one-yard pass from Blaine Gabbert in the second quarter, his first TD catch since the final game of the 2010 season (**1/2/11 at HOU**) ... **9/30 vs. CIN:** Had three catches for 32 yards and scored on a two-yard pass from Gabbert in the second quarter ... **10/7 vs. CHI:** Led team with five receptions for 24 yards ... **10/28 at GB:** Played in his 100th career game and recorded two receptions for 21 yards ... **11/4 vs. DET:** Made four receptions for 41 yards ... **11/18 at HOU:** Had a 13-yard TD pass from Chad Henne in the first quarter and a one-yard TD grab in the third quarter. Finished with 40 yards on three receptions. Marked his third career game with multiple TD receptions ... Had four receptions for 56 yards on **11/25 vs. TEN** and a season-high 68 yards on four receptions on **12/2 at BUF** ... Concluded season with a career-high 103 yards on seven receptions on **12/30 at TEN**. Joined Kyle Brady and Pete Mitchell as only TEs in franchise history to eclipse 100 receiving yards and it marked the fourth time overall ...

2011: Started 15 games at TE ... Team captain ... Led team with 460 receiving yards on 39 receptions (11.8 avg.) ... One of five tight ends (Jason Witten, Dallas; Owen Daniels, Houston; Jimmy Graham, New Orleans; Dustin Keller, New York Jets) to lead team in receiving yards ... Ranked second on club with 85 passes thrown his way ... Had two receptions of 25-plus yards ... **9/11 vs. TEN:** Had two receptions for 28 yards in season-opener and left game early with a calf injury ... Was inactive on **9/18 at NYJ** ... Made three receptions for 38 yards on **10/2 vs. NO** and two catches for 29 yards on **10/16 at PIT** ... **10/30 at HOU:** Posted four receptions for 45 yards with a 21-yarder in the second quarter. Surpassed Fred Taylor (2,361) for fourth place in team history for career receiving yards ... **11/20 at CLE:** Established career-high with seven receptions for 64 yards. Became sixth player in team history with 200 career receptions and only second TE to accomplish the feat (Kyle Brady, 241) ... Hauled in four receptions for 47 yards with a long of 25 yards on **11/27 vs. HOU** ... **12/11 vs. TB:** Registered a career-high 77 receiving yards on two receptions. Had a career-long 62-yard reception in the second quarter from Blaine Gabbert ... **1/1 vs. IND:** Led team with three receptions for 33 yards in season-finale ...

2010: Earned first Pro Bowl honors after career-best 58 receptions for 700 yards and 10 TDs ... The 10 TDs tied a single-season franchise record ... Was voted backup for Pro Bowl but became starter after Antonio Gates withdrew ... Receptions and yards were second-best ever by a Jaguars TE ... Finished second on team and ninth among NFL TEs in receptions, and his 12.1-yard average and 10 TDs were tops among TEs ... Started all 16 games for second time in career and was only Jaguar to make multiple receptions in every game ... Ranked second on club with 88 passes thrown his way and 37 receptions resulting in first downs ... Tied with Mike Thomas for team-lead with six receptions of 25-plus yards ... Named to Peter King's CNN.com NFL All-Pro Team ... Blocked for a rushing attack that ranked third in the NFL (149.7) ... **9/12 vs. DEN:** Scored on both catches, from 21 and 10 yards to lead win ... Had season-high 70 receiving yards **9/19 at SD** ... Caught



15-yard TD pass on **10/3 vs. IND** and followed with 2 TDs on **10/10 at BUF**, breaking team single-season record for TEs with fifth TD ... **10/31 at DAL**: Turned in third multiple-TD game of season including season-long 42-yarder. Nine-yard TD catch was 14th of career, breaking team TE record held by Kyle Brady (13) ... **11/21 vs. CLE**: Made five receptions for 66 yards and eighth TD of season ... Scored on **12/12 vs. OAK** and tied career-high with 6 receptions for 63 yards **12/19 at IND** ... Scored 10th TD in finale **1/2 at HOU** to tie team single season record for TD receptions held by Reggie Williams ...

2009: Started 15 games at TE and produced then career-high 518 yards on 32 receptions for two touchdowns ... Led team with 16.2 average per reception, the highest average per reception among NFL tight ends ... Tied for team-lead and ranked fourth among NFL tight ends with career-high eight receptions of 25-plus yards, the most in a season by a Jaguars TE ... Sustained a head injury in week 16 and was inactive for the season-finale ... **9/13 at IND**: Had three receptions for 23 yards in season-opener ... **9/20 vs. ARI**: Posted three receptions for 62 yards with a 25-yard TD reception ... **10/4 vs. TEN**: Had four receptions for career-high 76 yards and became only third TE (Pete Mitchell, Kyle Brady) to surpass 100 career receptions. Recorded a 33-yard TD pass from David Garrard ... **11/15 at NYJ**: Registered 58 yards on two receptions including a 33-yard reception on the game-winning drive in the fourth quarter. Made an acrobatic 25-yard catch in the second quarter ... **11/22 vs. BUF**: Finished with 70 yards on three receptions including a 35-yard catch in the fourth quarter. The 35-yard reception tied Kyle Brady (6, 2000) for the most receptions of 25-plus yards in a season by a TE ... **11/29 at SF**: Totaled three receptions for 40 yards including a 22-yard grab in the third quarter ... **12/6 vs. HOU**: Hooked up with Garrard for a career-long 47-yard reception in the first quarter ... **12/17 vs. IND**: Produced 53 yards on four receptions with a long of 25 yards. Established a career-high for single-season receiving yards ... **12/27 at NE**: Sustained head injury in the first quarter and did not return ...

2008: Played in all 16 games for the second consecutive season and made 15 starts ... Finished with 41 receptions for 489 yards and two TDs ... Became first Jaguars TE since Kyle Brady (43, 2002) to have 40-plus receptions in a season and had the most receiving yards by a tight end since 2000 (Brady, 729) ... Had four-plus receptions in five games and finished with a reception of 19-plus yards in eight of the last 12 games ... Selected to USA Today All-Joe Team, which goes to players and coaches who have over-achieved and are often overlooked ... **10/5 vs. PIT**: Scored first TD of the season on a 24-yard pass from David Garrard ... **10/12 at DEN**: Registered second straight game with a TD with 30-yard reception for the game-winning score. Finished with three receptions for 64 yards ... Recorded four receptions for 64 yards on **11/9 at DET** ... Made season-high six receptions for 55 yards on **12/18 vs. IND** ...

2007: Started a career-high 16 games and both playoff games ... Finished with 37 receptions for 391 yards and two TDs ... Only player to start all 16 games ... Helped pave the way for the Jaguars to rank second in the NFL with 2,391 rushing yards (149.4 avg.), the second-most in team history ... **9/9 vs. TEN**: Tied for team-lead with four receptions for 35 yards ... **9/23 at DEN**: Led team with three receptions for 44 yards ... **11/18 vs. SD**: Scored first TD of the season on pass from David Garrard ... **11/25 vs. BUF**: Recorded five receptions for 57 yards ... **12/2 at IND**: Had five receptions including a two-yard TD pass ... **1/5 at PIT**: Started at TE in AFC Wild Card game and totaled two receptions for 16 yards in first career postseason game ... **1/12 at NE**: Led team with 74 receiving yards on four receptions in AFC Divisional game ...

2006: Played in 15 games with three starts ... Totaled 13 receptions for 126 yards and one TD ... Missed final three preseason games after suffering ankle injury in preseason opener **8/12 at MIA** and was inactive for season-opener on **9/10 vs. DAL** ... **10/1 at WAS**: Registered 31-yard yard catch ... **10/8 vs. NYJ**: Made first career start ... **11/26 at BUF**: Scored first career TD on one-yard pass from David Garrard.

COLLEGE: Winner of 2005 Mackey Award, given to nation's top TE ... Started 32 of 49 games in four seasons ... Set school record for TEs with career totals of 126 receptions for 1,571 yards and 21 TDs ... Unanimous All-America and All-Pac 10 selection as a senior, finishing with 59 receptions for 741 yards and 10 TDs ... Second among Division I-A TEs with 4.8 receptions per game as a senior ... Started 10 of 12 games as a junior and recorded team-high seven receiving TDs .. Started eight of 13 games as a sophomore and ranked second on team with 30 receptions for 377 yards and three TDs ... Appeared in all 12 games with two starts as a true freshman ... Majored in history.

PERSONAL: Resides in Long Beach, Calif. ... Attended Poly (Long Beach, Calif.) High ... Was heavily recruited in basketball after lettering for three years ... Played QB as a freshman before moving to TE for final three seasons ... Named Parade All-America, Super Prep Elite 50 and Super Prep All-America as senior ... Had 44 receptions for 710 yards and seven sacks at DE as a senior ... Supports the charitable efforts of his teammates ... Honored with 2008 Morgan Stanley Smith Barney Community Leader of the Year Award for his work in the community ... Is a frequent visitor to the Jacksonville Humane Society where he was guest at Camp Kindness in 2009 and served as judge at the 2010 Fur Ball Gala ... Has an English Mastif, Crush ... Established the Mercedes Lewis Foundation in 2009 to support youth by awarding scholarships to those that wouldn't be able to participate in sports without financial assistance. The ultimate goal is to send a child from Long Beach to college on a full scholarship on an annual basis ... Served as guest speaker in 2009 and 2010 to graduating class at Long Beach Poly ... Hosted youth football camp the last four years at Long Beach State University. ... Participated both financially and in person at the 2009 Shop with a Jock event at Wal-Mart where more than 50 children from the Bridge of Northeast Florida and the Mali Vai Washington Kids Foundation were treated to a shopping spree ... Attended several Team Teal events in 2010 ... Participated in basketball shooting contest in 2010 to raise for First Coast High School ... Featured in commercial for Jacksonville Orthopaedic Institute ... Purchased gift cards for children of Daniel Memorial in December 2010 ... Says of his mother, Yvonne Withers, "the strongest person I know" as she gave birth to him at 15 years old ... Twitter handle is @MercedesLewis89 ... Full name: Mercedes Alexis Lewis.

LEWIS' REGULAR SEASON STATISTICS

	RECEIVING	GP/GS	NO	YDS	AVG	LG	TD
2006	Jacksonville	15/3	13	126	9.7	31	1
2007	Jacksonville	16/16	37	391	10.6	25	2
2008	Jacksonville	16/15	41	489	11.9	30t	2
2009	Jacksonville	15/15	32	518	16.2	47	2
2010	Jacksonville	16/16	58	700	12.1	42t	@10
2011	Jacksonville	15/15	39	*460	11.8	62	0
2012	Jacksonville	16/15	52	540	10.4	26	4
NFL totals:	7 years	109/95	272	3,224	11.9	62	21

* Team Leader @ Team Record

LEWIS' POSTSEASON STATISTICS

	RECEIVING	GP/GS	NO	YDS	AVG	LG	TD
2007	Jacksonville	2/2	6	90	15.0	34	0

LEWIS FINISHES SEASON STRONG

Mercedes Lewis produced a career-high 103 yards on seven receptions (14.7 avg.) in the 2012 season-finale at Tennessee with catches of 25 and 24 yards. Lewis' previous career-high was 77 yards on Dec. 11, 2011 vs. Tampa Bay.

Lewis joined Kyle Brady and Pete Mitchell as the only tight ends in franchise history to eclipse 100 receiving yards and it marked the fourth time overall.

JAGUARS MOST SINGLE-GAME RECEIVING YARDS (TIGHT ENDS)

YARDS	PLAYER, DATE
161	Pete Mitchell, 11/19/95 at Tampa Bay
138	Kyle Brady, 10/29/00 at Dallas
111	Kyle Brady, 10/22/00 vs. Washington
103	Mercedes Lewis, 12/30/12 at Tennessee

74

KYLE LOVE

DEFENSIVE TACKLE

6-1 315 LBS.

MISSISSIPPI STATE

BORN NOVEMBER 19, 1986

FAIRBURN, GEORGIA

ACQ. WAIVERS (NEW ENGLAND) 2013

EXP: 4TH YEAR



25

DWIGHT LOWERY

DEFENSIVE BACK

5-11 212 LBS.

SAN JOSE STATE

BORN JANUARY 23, 1986

SANTA CRUZ, CALIFORNIA

ACQ. TRADE (NEW YORK JETS) 2011

EXP: 6TH YEAR



GAMES PLAYED/STARTED: 2010 (9/1), 2011 (16/13) 2012 (16/11)

NFL TOTALS: 41 games, 25 starts

POSTSEASON TOTALS: 6 games, 4 starts

TRANSACTIONS: Originally signed by New England as an undrafted rookie in 2010 ... Waived on 5/15/13 ... Claimed off waivers by Jacksonville on 5/16/13.

PRO: Fourth-year DT spent the last three seasons with New England ... Originally signed as a rookie free agent in 2010 ... Has played in 41 games with 25 starts ... Has started 24 games over the past two seasons ... Career totals include 80 tackles (49 solo), 5.5 sacks, one pass defended and one fumble recovery ... Has played in six postseason games ...

2012: Played in all 16 games with 11 starts ... Recorded 40 tackles (24 solo) and 1.5 sacks ... Made a season-high four tackles (three solo) on **9/16 vs. ARI** ... Recorded a sack on **10/21 vs. NYJ** ... Played in both postseason games and started at DT and registered one tackle on **1/13 vs. HOU** ...

2011: Played in all 16 games with 13 starts ... Tallied 33 tackles (20 solo), 3.0 sacks and one fumble recovery ... Made a season-high three solo tackles on **10/09 vs. NYJ** ... Recorded one sack on **10/30 at PIT** ... Posted his second sack of the season on **11/27 at PHI** ... Registered one sack in the season finale on **01/01/12 vs. BUF** ... Started at DT in all three postseason games and made seven tackles (three solo) and one pass defense ... Started at DT in Super Bowl XLVI on **02/05/12 vs. NYG** and tallied one solo tackle ...

2010: Played in 10 games with one start ... Made his NFL debut as a reserve lineman on **9/19 vs. NYJ** ... Recorded his first-career NFL tackle and the only pass defense of his career on **11/25 at DET** ... Added two solo tackles in a victory **vs. GB on 12/19** ... Made his first-career start at NT on **1/2 vs. MIA** in the season finale ... Registered one tackle in the divisional playoff game on **1/16/11 vs. NYJ**.

COLLEGE: Four-year letterman ... As a senior, started 12 games and recorded a career-high 19 tackles ... Started two of 12 games as a junior and made 14 tackles and 2.0 sacks ... Started 9 of 13 games as a sophomore and totaled 17 tackles, 3.5 for a loss and one fumble recovery ... As a true freshman, saw action in seven games and recorded seven tackles.

PERSONAL: Attended North Clayton High School in College Park, Ga. where he was a two-way lineman for Coach Donald Shockley ... Four-year starter and honored as the Offensive Lineman of the Year in 2003, Defensive Lineman of the Year in 2004 and Offensive and Defensive Lineman of the Year in 2005 ... Named to Atlanta Journal-Constitution All-Clayton/Henry Super 11 ... Also lettered in basketball, baseball and track and field ... Son of Colonel Retired (USA) Anthony and Mrs. Miriam Love ... Born in the Republic of South Korea ... Twitter handle is @KyleLove74.

KYLE LOVE REGULAR SEASON STATISTICS

YEAR	TEAM	GP/GS	TKL	ST	AT	SKS	FF	FR	INT	PD
2010	New England	9/1	7	5	2	1.0	0	0	0	1
2011	New England	16/13	33	20	13	3.0	0	1	0	0
2012	New England	16/11	40	24	16	1.5	0	0	0	0
NFL totals: 3 years		41/25	80	49	31	5.5	0	1	0	1

KYLE LOVE POSTSEASON STATISTICS

YEAR	TEAM	GP/GS	TKL	ST	AT	SKS	FF	FR	INT	PD
2010	New England	1/0	1	0	1	0.0	0	0	0	0
2011	New England	3/3	7	3	4	0.0	0	0	0	0
2012	New England	2/1	1	0	1	0.0	0	0	0	0
NFL totals: 3 years		6/4	9	3	6	0.0	0	0	0	0

GAMES PLAYED/STARTED: 2008 (16/10), 2009 (13/6, 3/1), 2010 (14/3, 3/0), 2011 (13/11), 2012 (9/9)

NFL TOTALS: 65 games, 39 starts

JAGUARS TOTALS: 22 games, 20 starts

POSTSEASON TOTALS: 6 games, 1 starts

TRANSACTIONS: Originally drafted by the New York Jets in the fourth round (114th overall) of the 2008 draft ... Traded to Jacksonville on 9/3/11.

PRO: Sixth-year pro is in his third season with the Jaguars ... Has played in 65 career games with 39 starts ... Career totals include 211 tackles (150 solo), 10 INTs, three sacks, five forced fumbles, five fumble recoveries and 46 passes defended ... Was acquired via trade with the New York Jets on Sept. 3, 2011 and has started 20 of 22 games for the Jaguars over the past two seasons ... Tied for the team-lead with two interceptions in 2011 despite missing three games with a shoulder injury ... Played in only nine games in 2012 with an ankle injury and was placed on injured reserve on Dec. 22 ... Re-signed with the club in the 2012 offseason ... Spent three seasons with the Jets after being selected in the fourth round of the 2008 draft ... Has at least two INTs in each of past three seasons and two of nine career INTs were returned for TDs ... Dubbed "The Closer" by his Jets teammates for his tendency to make a play at the end of the game ...

2012: Slowed by injuries and started nine games before ending the season on injured reserve ... Finished with 53 tackles (28 solo), one INT, one fumble recovery and three passes defended ... Opened the season with 10 tackles on **9/9 at MIN** ... Did not miss a snap on **9/16 vs. HOU** and logged six tackles ... Totaled five tackles and two passes defended on **9/23 at IND** ... Produced six tackles and one pass defended on **10/7 vs. CHI** ... Was inactive the next five games with an ankle injury ... Returned to the starting lineup on **11/25 vs. TEN** and totaled five tackles and a fourth quarter INT of Jake Locker ... Had five tackles on **12/2 at BUF** and made eight stops and recovered a Jeremy Kerley fumble on **12/9 vs. NYJ** ... Made two tackles and one tackle for loss on **12/16 at MIA** ... Was placed on injured reserve (ankle) on Dec. 22 and missed the final two games ...

2011: Appeared in 13 games with 11 starts at safety in first season with the Jaguars ... Registered 47 tackles (31 solo), 10 passes defended, one sack, one fumble recovery and one QB pressure ... Tied for the team-lead with two INTs ... Slowed by shoulder injury in the final six games ... **9/11 vs. TEN:** Sealed the victory in Jaguars debut with an interception of Matt Hasselbeck with 23 seconds left in the fourth quarter ... **9/25 at CAR:** Inserted into starting lineup and made six tackles and three passes defended ... **10/2 vs. NO:** Started at S and tallied a career-high 11 tackles (seven solo) along with two passes defended and one tackle for loss ... **10/9 vs. CIN:** Did not miss a snap. Picked off Andy Dalton in the second quarter and returned it 30 yards to the Bengals two-yard line ... **10/24 vs. BAL:** Sacked QB Joe Flacco for a seven-yard loss in the third quarter ... **10/30 at HOU:** Recovered a fumble by RB Ben Tate in the fourth quarter and returned it 23 yards to set up a Jaguars TD. Added four tackles. ... **12/5 vs. SD:** Totaled five tackles (four solo) and two passes defended on 31 snaps. Left game with a shoulder injury ... **12/11 vs. TB:** Inactive with a shoulder injury ... **12/15 at ATL:** Started but played only one snap before aggravating his shoulder ... Was inactive in final two games on **12/24 at TEN** and **1/1 vs. IND** ...

2010: Played in 14 games with three starts ... Finished with 21 tackles (14 solo), three INTs, two sacks, two QB pressures, six passes defended and two fumble recoveries ... His three INTs tied for the team-lead ... Was inactive for two games with a head injury ... Started final three games at safety after injury to Eric Smith ... Registered first sack of season on **10/3 at BUF** when he brought down QB Ryan Fitzpatrick for a six-yard loss ... Picked off Brett Favre on **10/11 vs. MIN** and raced 26 yards for a TD ... Provided defensive play of the game the following week on **10/17 at DEN** by recovering an aborted snap by QB Kyle Orton with 42 seconds to play ... Had two solo tackles and sacked QB Aaron Rodgers for a five-yard loss on **10/31 vs. GB** ... Scored second TD of season on **12/26 at CHI** when he intercepted a Jay Cutler pass and returned it 20 yards for a score ... Picked off QB Levi Brown on the final defensive play of the game on **1/2 vs. BUF** to tie CB Antonio Cromartie for team lead in INTs with three ... Saw action in all three postseason games ... Had three tackles and two passes defended in AFC Divisional Playoff game on **1/16 at NE** ...



VETERANS



2009: Saw action in 13 games with six starts ... Part of NFL's top-ranked defense in total yards allowed, points allowed and passing yards allowed ... Finished with 32 tackles, three INTs, 10 passes defended and one fumble recovery ... Added two special teams tackles ... Intercepted Ryan Fitzpatrick in overtime on **10/18 vs. BUF** ... Picked off Curtis Painter on **12/27 at IND** ... Played major role in holding Bengals to zero net passing yards on **1/3 vs. CIN**. Intercepted Carson Palmer with 30 seconds remaining in first half which led to a Jets FG ... Started at CB in AFC Championship game on **1/24 at IND** and had five tackles and one pass defended ...

2008: Played in all 16 games as a rookie with 10 starts ... Totaled 58 tackles, one INT, five forced fumbles and 17 passes defended ... Made NFL debut in a starting role on **9/7 at MIA** and had four tackles and three passes defended ... Had two passes defended on **9/22 at SD** ... Registered a career-high nine tackles (eight solo) along with a forced fumble on **9/28 vs. ARI** ... Forced a fumble in the fourth quarter on **11/2 at BUF** ... Recorded first career INT on **11/30 vs. DEN** off Jay Cutler which led to a Jets FG ... Had a career-best two forced fumbles on **12/21 at SEA**. Stripped TE Will Heller in the second quarter and FB Leonard Weaver in the third quarter at the five-yard line.

COLLEGE: Started 25 games at San Jose State after transferring from Cabrillo College ... Finished career at San Jose State with 13 INTs for 147 return yards and one TD ... Added 315 yards and one TD on 24 punt returns ... Also deflected 14 passes, recovered three fumbles and posted 92 tackles (53 solo) ... Started all 12 games at CB as a senior and collected 44 tackles, seven passes defended and four INTs ... First-team AFCA All-America and All-WAC selection ... Had a 24-yard INT return for a TD against Hawaii ... Recorded a school-record nine INTs as a junior including picks in four straight games ... Earned third-team AP All-America honors and first-team All-WAC honors ... In two seasons at Cabrillo College saw action mainly at FS ... Finished with 13 INTs, 95 tackles, two fumble recoveries and six passes defended ... Also scored on a blocked punt, a blocked field goal and a kickoff return ... Majored in sociology.

PERSONAL: Married (Ashley) with daughter, Amani ... Attended Soquel High (Calif.) and had 20 INTs in 20 career games ... Set county record with seven INTs in a game vs. Sacred Heart ... Also lettered in basketball where he was a three-year starter ... Raised by his mother, Tracy Rivers ... Sister, Aujananae, had open-heart surgery as a baby to correct a heart defect, and Lowery grew to be her father-figure ... Attended Project Hope at Times Square Church in 2008 to greet and support U.S. military members and underprivileged youth ... Helped raise funds for Lupus research by participating in the ALR Long Island Walk With Us to Cure Lupus in 2008 ... Twitter handle is @LoweryDLO ... Full name: Dwight Lowery.

LOWERY'S REGULAR SEASON STATISTICS

TACKLES	GP/GS	TKL	SOLO	ASST	ST	SACKS	FF	FR	INT	PD
2008 N.Y. Jets	16/10	58	50	8	0	0.0	5	0	1	17
2009 N.Y. Jets	13/6	32	27	5	0	0.0	0	1	3	10
2010 N.Y. Jets	14/3	21	14	7	4	2.0	0	2	3	6
2011 Jacksonville	13/11	47	31	16	0	1.0	0	1	2	10
2012 Jacksonville	9/9	53	28	25	0	0.0	0	1	1	3
NFL totals: 5 years	65/39	211	150	61	4	3.0	5	5	10	46

INTERCEPTIONS	GP/GS	NO	YDS	AVG	LG	TD
2008 N.Y. Jets	16/10	1	0	0.0	0	0
2009 N.Y. Jets	13/6	3	41	13.7	34	0
2010 N.Y. Jets	14/3	3	87	29.0	41	2
2011 Jacksonville	13/11	2	26	13.0	30	0
2012 Jacksonville	9/9	1	21	21.0	21	0
NFL totals: 5 years	65/39	10	175	17.5	41	2

LOWERY'S POSTSEASON STATISTICS

TACKLES	GP/GS	TKL	SOLO	ASST	SACKS	FF	FR	INT	PD
2009 N.Y. Jets	3/1	10	9	1	0.0	0	0	0	3
2010 N.Y. Jets	3/0	3	2	1	0.0	0	0	0	2
NFL totals: 5 years	6/1	13	11	2	0.0	0	0	0	5

99 SEN'DERRICK MARKS

DEFENSIVE TACKLE

6-2 294 LBS.

AUBURN

BORN FEBRUARY 23, 1987

MOBILE, ALABAMA

ACQ. UNRESTRICTED FREE AGENT (TENNESSEE) 2013

EXP: 5TH YEAR



GAMES PLAYED/STARTED: 2009 (9/0), 2010 (12/3), 2011 (16/9), 2012 (14/14)

NFL TOTALS: 51 games, 26 starts

POSTSEASON TOTALS: 0 games, 0 starts

TRANSACTIONS: Originally drafted by Tennessee in the second round (62nd overall) of the 2009 draft ... Signed by Jacksonville as an unrestricted free agent on 4/2/13.

PRO: Fifth-year DT has played in 51 games with 26 starts ... Spent past four seasons with the Tennessee Titans after being selected in the second round of the 2009 draft ... Career totals include 180 tackles (85 solo), three sacks, 12 tackles for loss, 23 QB pressures, three forced fumbles, eight passes defended and one INT ... Produced career-best totals in 2012 with 63 tackles and 1.5 sacks while making 14 starts ... Declared for NFL draft following three seasons at Auburn ...

2012: Started a career-high 14 games at DT ... Totaled 63 tackles (31 solo), 1.5 sacks, three tackles for loss, five QB pressures and one forced fumble ... Was inactive the first two games with an injury ... Made season debut on **9/23 vs. DET** and totaled five tackles ... Had six tackles on **10/11 vs. PIT** and **11/4 vs. CHI** ... Notched first sack of the season on **11/11 at MIA** against QB Ryan Tannehill for an eight-yard loss and added three QB pressures ... Had six tackles, two QB pressures, one tackle for loss on **12/2 vs. HOU** ... Had a season-high seven tackles and split a sack with Kamerion Wimbley of QB Chad Henne in season-finale on **12/30 vs. JAX** ...

2011: Appeared in a career-high 16 games and made nine starts at DT ... Registered 44 tackles (18 solo), 0.5 sacks, three tackles for loss, one forced fumble, seven QB pressures and one pass defended ... Opened season with two tackles on **9/11 at JAX** including one for loss ... Combined with William Hayes to drop Cam Newton for a seven-yard sack in the fourth quarter on **11/13 at CAR** ... Tallied three tackles, a forced fumble, a pass defended and a QB pressure on **12/4 at BUF**. Forced a Scott Chandler fumble that was recovered by the Titans early in the third quarter ... Matched his season-high with five tackles along with a tackle for loss on **12/24 vs. JAX** ... Finished season with four tackles and tied for team-lead with three QB pressures on **1/1 at HOU** ...

2010: Played in 12 games with three starts ... Collected 50 tackles (27 solo), six QB pressures, five tackles for loss, one INT and one forced fumble ... Was inactive on **10/10 at DAL** with a knee injury and missed three games with an ankle injury ... Posted a then career-high seven tackles on **9/19 vs. PIT** ... Intercepted a pass deflected by Cortland Finnegan in the first quarter on **9/26 at NYG** ... Made first career start at DT on **10/24 vs. PHI** and had a pass defended ... Tied a career-high with seven tackles on **12/26 at KC** including two for loss ... Started at DT in season-finale on **1/2 at IND** and totaled six tackles, a forced fumble and one QB pressure ...

2009: Appeared in nine games as a rookie and finished with 23 tackles, one sack, five QB pressures, one tackle for loss and one pass defended ... Led or tied for the team lead in QB pressures in two games ... Made NFL debut on **10/4 at JAX** ... Finished with season-high six tackles on **11/15 vs. BUF** ... Collected four tackles including for loss on **12/13 vs. STL** ... Registered first career sack on **1/3 at SEA** against Matt Hasselbeck.

COLLEGE: Started 37 of 40 games and declared for NFL draft following his junior season ... Finished career with 114 tackles, 7.5 sacks, 30 tackles for loss and 10 QB pressures ... Started 11 games as a junior and earned second-team All-SEC honors from the Associated Press ... Totaled 32 tackles, two sacks and two QB pressures ... Ranked second on team and 10th in SEC with 10 tackles for loss ... Started at RDE in every game as a sophomore despite playing most of the season with a hernia that required surgery after the season ... Tallied 43 tackles, two sacks and nine tackles for loss ... Added seven QB pressures, three passes defended, a forced fumble, a fumble recovery and blocked two field goals ... Received the team's Eddie Welch Attitude and Effort Award on defense by coaching staff ... Started all 13 games at RDT as a redshirt freshman ... Recorded 38 tackles, 3.5 sacks, 11 tackles for loss, three fumble recoveries, one forced fumble and two passes defended ... Saw action in three games as a true freshman before he was redshirted ... Majored in rehabilitation services.

PERSONAL: Attended Vigor High School in Prichard, Alabama ... Totaled 81 tackles and 17 sacks as a senior ... Posted 87 tackles and 11 sacks as a junior, leading the team to the Class 6A state quarterfinals ... Also lettered three times in basketball, averaging 15 points a game and 21 rebounds ... Oldest of eight children, with the youngest being 14 years old. His siblings' names are Antranetta, Shamira, Ciera, DeAndre, Alexia, Kenneth Davis Jr. and Lakendra Davis ... There is no specific meaning behind the name Sen'Derrick and he often goes by the nickname Sen ... Twitter handle is @NumberNineFo ... Full name: Sen'Derrick Dewayne Marks.

SEN'DERRICK MARKS REGULAR SEASON STATISTICS

YEAR	TEAM	GP/GS	TKL	SOLO	ASST	SACKS	FF	FR	INT	PD
2009	Tennessee	9/ 0	23	9	14	1.0	0	0	0	1
2010	Tennessee	12/3	50	27	23	0.0	1	0	1	3
2011	Tennessee	16/9	44	18	26	0.5	1	0	0	1
2012	Tennessee	14/14	63	31	32	1.5	1	0	0	3
CAREER TOTALS		51/26	180	85	95	3.0	3	0	1	8

52 BRANDON MARSHALL

LINEBACKER
6-1 238 LBS.
NEVADA
BORN SEPTEMBER 10, 1989
NORTH LAS VEGAS, NEVADA
ACQ. 5TH ROUND OF 2012 DRAFT (142ND)
EXP: 2ND YEAR



GAMES PLAYED/STARTED: 2012 (5/0)

NFL TOTALS: 5 games, 0 starts

POSTSEASON TOTALS: 0 games, 0 starts

TRANSACTIONS: Originally selected in the 5th round (142nd overall) in 2012 draft ... Waived on 10/27/12 ... Signed by Jacksonville as a free agent on 10/30/12 ... Waived on 11/1/12 ... Signed by Jacksonville to practice squad on 11/5/12 ... Signed to 53-man roster on 12/18/12.

PRO: 2012 fifth-round draft pick played in five games as a rookie on special teams ... Spent part of season on the club's practice squad ... Second Nevada player drafted by the Jaguars in franchise history (LB Jorge Cordova, 2004) ... First LB chosen by the Jaguars since 2008 and 19th overall ... Four-year starter at Nevada ...

2012: Appeared in five games as a rookie ... Was inactive for three games and spent part of season on the practice squad ... Finished with three special teams tackles ... Made NFL debut on **9/9 at MIN** and posted a special teams tackle ... Added a special teams tackle on **9/23 at IND** ... Was signed to practice squad on Nov. 5 and added to 53-man roster on Dec. 18 ... Saw action in season-finale on **12/30 at TEN** and had one special teams tackle.

COLLEGE: Four-year starter ... Career totals included 259 tackles (145 solo), 40 tackles for loss, six sacks, three INTs, seven fumble recoveries and three forced fumbles ... Registered a career-high 102 tackles with 10 tackles for loss as a senior ... Native of Las Vegas, Nevada ... Started all 13 games and produced a team-high 102 tackles (49 solo) along with 10 tackles for loss and two sacks ... Added two fumble recoveries, one forced fumble and four passes defended ... Started all 13 games in regular season and bowl game at the strong side LB ... Ranked sixth on team with 63 tackles and added eight tackles for loss, two INTs and one sack ... Posted eight tackles and recovered a fumble at Hawaii ... Had INTs against UNLV and San Jose State ... Registered 61 tackles (35 solo), 11 tackles for loss, one sack, two fumble recoveries, one forced fumble and four passes defended ... Named second-team All-WAC by Phil Steele Publications ... Established a career high with nine tackles against UNLV ... Played in all 12 games with six starts as a redshirt freshman ... Totaled 33 tackles (21 solo), two sacks, nine tackles for loss, one fumble recovery and one INT ... Recorded first career INT against Grambling State.


PERSONAL: Attended Cimarron-Memorial High School in Las Vegas ... Played LB, RB and TE and was a first-team All-Sunset Conference selection ... Earned second-team all-state honors as a LB ... Finished career with 13 sacks, 57 QB pressures, four fumble recoveries and 68 tackles ... Scored 10 TDs offensively as a RB ... Also lettered in track ... Son of Barbara Marshall ... Says mother has been biggest influence on his life ... Member of Kappa Leadership League ... Full name: Brandon Markieth Marshall.

BRANDON MARSHALL REGULAR SEASON STATISTICS

YEAR	TEAM	GP/GS	TKL	SOLO	ASST	SACKS	FF	FR	INT	PD
2012	JAX	5/0	2	1	1	0.0	0	0	0	0

13 MOHAMED MASSAQUOI

WIDE RECEIVER
6-2 207 LBS.
GEORGIA
BORN NOVEMBER 24, 1986
CHARLOTTE, NORTH CAROLINA
ACQ. UNRESTRICTED FREE AGENT (CLEVELAND) 2013
EXP: 5TH YEAR



GAMES PLAYED/STARTED: 2009 (16/11), 2010 (15/14), 2011 (14/13), 2012 (9/5)

NFL TOTALS: 54 games, 43 starts

POSTSEASON TOTALS: 0 games, 0 starts

TRANSACTIONS: Originally drafted by Cleveland in the second round (50th overall) of the 2009 draft ... Signed by Jacksonville as an unrestricted free agent on 4/8/13.

PRO: Former second-round draft pick of the Cleveland Browns in 2009 ... Spent past four seasons with the Browns, playing in 54 games with 43 starts ... Career totals include 118 receptions for 1,745 yards (14.8 avg.) with seven TDs ... Has two career 100-yard receiving games, both as a rookie in 2009 ... Recorded 17 career receptions of 25-plus yards ... Posted career-best 36 receptions in 2010 and 34 catches and three TDs in 2009 ...

2012: Played in nine games and made five starts ... Finished with 17 catches for 254 yards (14.9 avg.) ... Missed seven games with injuries ... Opened the season with three receptions for 41 yards on **9/9 vs. PHI** ... Posted a season-high five catches for 90 yards (18.0) with a long of 22 on **9/16 at CIN**. All five receptions resulted in first downs ... Registered three receptions for 27 yards on **11/25 vs. PIT** and totaled 60 yards on two catches on **12/2 at OAK** ...

2011: Started 13 of 14 games ... Was inactive for two games with a concussion ... Had 31 receptions for 384 yards (12.4 avg.) and two TDs with a long of 56 ... Opened season with a 56-yard reception on **9/11 vs. CIN** ... Had two receptions for 26 yards on **9/25 vs. MIA** including a 14-yard leaping TD catch with 43 seconds remaining ... Recorded a season-high six receptions for 46 yards on **10/2 vs. TEN** ... Caught three passes for 30 yards on **10/16 at OAK** including a 12-yard score ...

JAGUARS SPECIAL TEAMS SCORES

In 18 years, the Jaguars have scored 21 touchdowns on special teams in the regular season and one in the playoffs:

DATE	OPPONENT	PLAYER	SCORE
12/03/95	at DEN	Jimmy Smith	blocked punt recovered in end zone
12/03/95	at DEN	Jimmy Smith	89-yard kickoff return
12/01/96	vs. CIN	Mickey Washington	65-yard blocked field goal return
09/22/97	vs. PIT	Chris Hudson	58-yard blocked field goal return
12/07/97	vs. N.E.	Reggie Barlow	92-yard kickoff return
12/27/97*	at DEN	Travis Davis	29-yard blocked punt return
09/13/98	vs. K.C.	Reggie Barlow	85-yard punt return
11/01/98	at BAL	Alvis Whitted	24-yard blocked punt return
11/12/99	vs. S.F.	Jason Craft	23-yard fumble return
11/21/99	vs. N.O.	Reggie Barlow	74-yard punt return
12/26/99	at TEN	Alvis Whitted	98-yard kickoff return
11/18/01	at PIT	Elvis Joseph	95-yard kickoff return
10/06/02	vs. PHI	Bobby Shaw	69-yard punt return
11/27/05	at ARI	Derrick Wimbush	91-yard kickoff return
12/10/06	vs. IND	Maurice Jones-Drew	93-yard kickoff return
11/04/07	at N.O.	Maurice Jones-Drew	100-yard kickoff return
09/28/08	vs. HOU	Montell Owens	41-yard run (on fake punt)
11/02/08	at CIN	Montell Owens	18-yard fumble return
12/19/10	at IND	Mike Thomas	78-yard punt return
12/11/11	vs. T.B.	Colin Cloherty	8-yard fumble return
12/15/11	at ATL	Zach Potter	46-yard blocked punt return
12/30/12	at TEN	Mike Harris	19-yard blocked punt return

* Playoff game



VETERANS



2010: Played in 15 games and made a career-high 14 starts ... Produced a career-high 36 catches for 483 yards (13.4 avg.) with two TDs ... Also rushed for minus-3 yards on one attempt and completed his only pass attempt for 29 yards and a TD ... Hauled in a 31-yard TD reception from Jake Delhomme in the season-opener on **9/12 at TB** ... Had a season-high five receptions for 50 yards on **10/10 vs. ATL** ... Was inactive on **10/24 at NO** with a head injury sustained the previous week on **10/17 at PIT** ... Recorded a three-yard TD catch from Colt McCoy with 44 seconds remaining in regulation to force OT on **11/14 vs. NYJ** ... Had two catches for 14 yards on **12/26 vs. BAL** and hit Brian Robiskie for a 29-yard TD pass in the first quarter, becoming the first non-QB to throw a TD pass for the Browns since 2002 ...

2009: Appeared in all 16 games and made 11 starts ... Tied for the team-lead with 34 receptions and led squad with 624 yards and three TDs ... Became only fourth rookie to lead Browns in receiving yards in a season and the first since Kevin Johnson in 1999 ... His 18.4 average per reception was a franchise rookie record, surpassing the previous mark of 17.7 set by Paul Warfield in 1964 ... Ranked second in the NFL among the top 50 receiving yardage leaders in the AFC (Pittsburgh's Mike Wallace, 19.4 avg.) ... Recorded two 100-yard receiving games ... Made NFL debut on **9/13 vs. MIN** and had an 18-yard reception ... Produced a career-high eight catches for 148 yards (18.5 avg.) on **10/4 vs. CIN** ... Was targeted 10 times on **10/18 at PIT** and finished with 83 yards on five receptions ... Scored first NFL TD on **11/22 at DET** on a 59-yard score and finished with 115 yards on five receptions (23.0 avg.).

COLLEGE: Started 36 of 51 games from 2005-08 at Georgia ... Career totals included 158 receptions for 2,282 yards (14.4 avg.) and 16 TDs ... His 2,282 receiving yards ranked fourth in school history ... Made 58 catches for 920 yards as a senior, the third-highest single-season total in school history ... Earned first-team All-SEC honors and was Academic All-SEC member ... Named team captain as a senior and earned the Leon Farmer Award for dedication to the strength and conditioning program and academics ... Was a Freshman All-America honorable-mention selection by The Sporting News and named the team's Offensive Newcomer of the Year in 2005 after hauling in 38 catches for 505 yards and two TDs ... Earned a degree in psychology.

PERSONAL: Native of Charlotte, N.C. ... Attended Independence High School ... Three-time all-state selection and was a finalist for the Watkins Award as a senior, which recognizes African-American Scholar Athletes ... Set the North Carolina state prep records for career receiving yards (4,851), receiving yards in a season (1,834 in 2004), career TD catches (76), and TD catches in a season (32 in 2004) ... Finished his career with 272 receptions and helped his team win 77 consecutive games and capture four consecutive state 4A championships ... Part of the same high school team as Hakeem Nicks of the New York Giants and former University of Florida quarterback Chris Leak ... Cousin, Jonathan, is a defensive end for the Atlanta Falcons ... Full name is Mohamed Jah Massaquoi.

PRO: Veteran center is in his team-record 14th season with the Jaguars ... Holds franchise records for games played (193) and started (193) ... First player in team history to play 12 or more seasons with the club, surpassing Jimmy Smith and Fred Taylor who played 11 seasons ... First 48 starts were at LG and last 145 at C ... Owns current streak of 74 consecutive starts as a Jaguar, most on the roster, tied for the second-longest in team history ... Also owns team-record streak of 92 straight starts ... Was selected in the second round of the 2000 draft ... Blocked for two RBs (Fred Taylor, Maurice Jones-Drew) that have made four Pro Bowl appearances ... Played major role on offensive line in 2011 that helped Jones-Drew rush for a single-season franchise record and NFL-best 1,606 yards ... Started and paved the way for 18 of the club's top 20 rushing games in franchise history including the top five ... Directed signals for Jaguars offense that ranked fifth in the NFL in rushing from 2000-11 with a 128.7 average and second during that same span with 685 rushes of 10-plus yards ... Played major role on offensive line that helped Jaguars rush for the three highest single-season totals in franchise history (2006, 2010, 2007) including a single-season franchise record 2,541 rushing yards in 2006 ... Selected as the team's 2008 recipient of the Ed Block Courage Award as well as the Walter Payton Man of the Year Award in 2008 and 2010 ... Missed first four games of 2007 season after suffering a broken ankle in training camp and first six games of 2008 season with a biceps injury ... Part of an offensive line that led Jaguars to a franchise-record 375 rushing yards against Indianapolis on Dec. 10, 2006, tied for the third-most in NFL history. Jaguars surpassed the previous high of 244 rushing yards on Dec. 3, 2000 against Cleveland, a game which he started at guard ... Is the only Jaguars player to start the first 92 regular season games after being drafted ... Streak ended when he tore his biceps tendon at Cleveland on Dec. 4, 2005, and was placed on injured reserve ... Made the transition from G to C in 2003 after three years as a starter at LG ... Second-round draft choice in 2000 was the eighth rookie in franchise history to start the season opener and the third rookie to start all 16 games ... First center chosen in the 2000 draft, selected with the 60th overall pick ... Tied with Michael Cheever (1996) as the highest-drafted centers ever by the team ...

2012: Started all 16 games at C for the fourth consecutive season and 10th time overall ... Did not miss a snap, joining Eugene Monroe as the only offensive players to accomplish the feat ... Part of an OL that helped club surpass 100-plus rushing yards in five games including a season-high 185 on 32 rushes on **9/23 at IND** ... Blocked for a passing attack that had three 300-plus yard passing games including a season-high 372 on **11/18 at HOU** ...

2011: Started all 16 games at C for the third consecutive season and set franchise record for career games played (177) ... Blocked for NFL rushing leader Maurice Jones-Drew who earned his third consecutive trip to the Pro Bowl ... Worked closely with rookie QB Blaine Gabbert who started 14 games ... Jaguars ranked 12th in the NFL in rushing with 123.1 yards per game ... Part of an offensive line that helped club produce 14 100-yard rushing games ... Paved the way for 163 rushing yards in season-opener on **9/11 vs. TEN** ... Set a franchise-record by playing in his 172nd career game on **11/27 vs. HOU**, surpassing Jimmy Smith (171) ... Part of offense that produced a season-high 325 yards on **12/11 vs. TB** ... Helped Jones-Drew rush for a season-high 169 yards on **1/1 vs. IND** ...

2010: Started all 16 games at C, the eighth time in 11 seasons he started every game ... One of eight players to start all 16 games ... Selected as Jaguars Walter Payton Man of the Year for his work in the community ... Paved the way for a ground attack that ranked third in the NFL with 149.7 rushing yards per game, the second-highest average in franchise history ... Offense set a franchise-record with four 200-yard rushing games including a record three straight ... Helped Maurice Jones-Drew earn second consecutive trip to the Pro Bowl ... Protected David Garrard who set a single-season franchise record with 23 TD passes ... Part of OL that helped offense rush for 216 yards on **10/10 at BUF** ... Surpassed Jimmy Smith for most starts in franchise history on **10/18 vs. TEN** with his 151st career start ... Offense totaled a season-high 491 yards of offense on **11/14 vs. HOU**, the fourth-most in team history ... Paved way for 258 rushing yards on a franchise-record 53 carries on **12/5 at TEN**, the second-most rushing yards in franchise history ... On **12/12 vs. OAK**, he helped offense produce two 100-yard rushers (Rashad Jennings, 109; Maurice Jones-Drew, 101) for only the third time in franchise history ...

2009: Started all 16 games at C, the seventh time in 10 seasons he started every game ... Offense finished seventh in the AFC, 10th in the NFL, with 126.8 rushing yards per game... Part of OL that helped record 11 100-yard rushing games and tied for sixth in NFL with 19 rushing TDs ... **9/27 at HOU:** Paved the way for 185 rushing yards and 399 yards of total offense in win ... **10/4 vs. TEN:** Helped offense to 442 yards of offense ... **10/18 vs. STL:** Offense produced season-high 492 yards, the fourth-most in team history ... **11/1 at TEN:** Tied Fred Taylor for the second-most starts in team history at 136. Paved the way for season-high 217 rushing yards on 16 carries (13.6 avg.), the highest average per rush in the NFL since the 1970 merger ... **11/8 vs. KC:** Offense produced 426 total yards including 173 on the ground ... **12/6 vs. HOU:** Moved into second place in franchise history with his 141st game played ...

MASSAQUOI'S REGULAR SEASON STATISTICS

	RECEIVING	GP/GS	REC	YDS	AVG	LG	TD
2009	Cleveland	16/11	34	624	18.4	59t	3
2010	Cleveland	15/14	36	483	13.4	41t	2
2011	Cleveland	14/13	31	384	12.4	56	2
2012	Cleveland	9/ 5	17	254	14.9	54	0
NFL totals:	4 years	54/43	118	1,745	14.8	59t	7

63

BRAD MEESTER

CENTER
6-3 292 LBS.
NORTHERN IOWA
BORN MARCH 23, 1977
PARKERSBURG, IOWA
ACQ. 2ND ROUND OF 2000 DRAFT (60TH)
EXP: 14TH YEAR



GAMES PLAYED/STARTED: 2000 (16/16), 2001 (16/16), 2002 (16/16), 2003 (16/16), 2004 (16/16), 2005 (12/12), 2006 (16/16), 2007 (11/11, 2/2), 2008 (10/10), 2009 (16/16), 2010 (16/16), 2011 (16/16), 2012 (16/16)
NFL TOTALS: 193 games, 193 starts
POSTSEASON TOTALS: 2 games, 2 starts
TRANSACTIONS: Originally drafted in the second round (60th overall) of the 2000 draft.

2008: Started 10 games at C ... Missed all of the preseason and the first six games with a right biceps injury suffered in training camp ... **10/26 vs. CLE:** Started at center in his first game of the season ... Did not miss a snap in the final nine games ... **11/9 at DET:** Part of an offensive line that helped club rush for 157 yards on 33 carries ... Became third player in franchise history to make 125 starts on **12/1 at HOU** ...

2007: Started 11 games at C and both postseason games ... Missed all of the preseason and first four games of the regular season after breaking a bone in ankle during training camp ... Returned to starting lineup in week five ... Did not commit a penalty in the regular season ... Part of offensive line that allowed only 31 sacks, the third-fewest in team history ... Jaguars ranked second in the NFL with 2,391 rushing yards (149.4 avg.), the second-most in team history ... Helped Fred Taylor earn the first Pro Bowl trip of his career... Protected QB David Garrard who set single-season franchise record for passer rating (102.2) and highest completion percentage (64.0) ... **10/14 vs. HOU:** Helped offense rush for 244 yards on only 26 carries (9.4 avg.), the highest single-game average in franchise history ... Member of offensive line that did not allow a sack in back-to-back games for the first time in franchise history on **12/9 vs. CAR** and **12/16 at PIT** ... **12/30 at HOU:** Dressed but did not play in regular season finale ... Started at C and played the entire game in AFC Wild Card game on **1/5 at PIT** and AFC Divisional Playoff game on **1/12 at NE** ...

2006: Started all 16 games at C and did not miss a snap for sixth time in seven seasons ... Jaguars set a single-season franchise record for rushing yards with 2,541, averaging 158.8 yards per game ... Helped pave the way for a franchise record 5.0-yard rushing average ... As a unit, the Jaguars allowed only 30 sacks ... **12/10 vs. IND:** Part of an offensive line that led Jaguars to a franchise-record 375 rushing yards ...

2005: Started first 12 games of season before missing final four games with a torn left biceps tendon ... Was placed on injured reserve and ended his team record of 92 consecutive starts to begin his career ... Did not miss one play in his 12 starts at C ... **11/27 at ARI:** Surpassed Tony Boselli for the most starts in team history with 91 ...

2004: Started all 16 games for the fifth consecutive season and extended his team record of 80 consecutive starts ... Did not miss one play the entire season at C ... Was one of four offensive linemen to start all 16 contests ...

2003: Started all 16 games for fourth consecutive season and missed only 14 snaps all year, breaking Kevin Hardy's team record of 58 consecutive starts ... Moved to C to start the season after making 48 consecutive starts at LG ... Allowed only half a sack and had just two penalties called against him ... Anchored offensive line that gave up a franchise-record-low 28 sacks ...

2002: One of six offensive players to start every game, doing so for the third straight season ... Did not miss a snap the entire season at LG, one of only two Jaguars players to do so ...

2001: Started all 16 games for the second straight season at LG ... One of seven players on offense and 10 on team to start every game ... Became the first Jaguars player to start his first 32 games after being drafted ... One of four Jaguars offensive linemen to start every game ... Played all but three snaps all season ... **11/4 at TEN:** Missed three plays with a finger injury, marking his first missed plays since college ... **12/23 at MIN:** Received an offensive game ball along with rest of offensive line as team rushed for 214 yards, tied for third-most in team history ...

2000: Started all 16 games at LG as a rookie ... Named to All-Rookie teams by Pro Football Writers, Pro Football Weekly and Football News ... Ranked fifth-best rookie offensive lineman in the NFL by Pro Football Weekly ... Played every snap of every game, the only player on the team to do so ... One of three Jaguars offensive linemen to start every game, joining Tony Boselli and Brenden Stai.

COLLEGE: Four-year starter at C and three-time Gateway Conference first-team honoree ... Named to Division I-AA Associated Press and Coaches All-America team as a senior ... Named to the 1999 GTE Academic All-America team ... Graduated with a degree in business management and 3.76 G.P.A.

PERSONAL: Married (Jamie) with daughters Lily, Emma, Chloe, Sophia, Aubree and Adalynn ... Lives in Jacksonville ... Two-time All-District selection as a LB, adding All-State first-team honors as a lineman in his senior year at Aplington-Parkersburg (Iowa) High ... Helped lead team to state title as a junior ... Lettered in football, basketball, baseball and track ... Graduated with a 3.8 grade point average ... Participates in numerous charity golf events during the offseason ... Established the "Brad's Buddies" program in 2009 to provide opportunities for abused and neglected children in Jacksonville. The group holds an event each month and past events include bowling, dinner at Maggiano's, a shopping spree at Wal-Mart and a visit to the Jacksonville Zoo ... Was presented with a volunteer award at the Guardian Ad Litem's 30th Birthday party ... Traveled to Haiti in 2011 offseason on a trip sponsored by the KORE Foundation. Meester, along with members of Christ Church of Mandarin, helped build chicken coops and a sheltered kitchen area ... Led Jaguars effort in 2008 offseason to raise more than \$90,000 for tornado relief in hometown of Parkersburg, Iowa. The club sold A-P (Aplington-Parkersburg High School) Falcons Tornado Relief hats at 2008 minicamp and on jaguars.com ... Actively supports numerous team community programs ... Participated in Laterra Links Celebrity Shootout at King and Bear in May of 2008 to benefit the St. Johns County Council on Aging ... Served as honorary chairman for the 2008 Children's Miracle Network golf tournament ... Supported Shop with a Jock event at Wal-Mart in December of 2008 for more than 50 children from the Bridge of Northeast Florida and the Malivai Washington Kids Foundation ... Read to students at Loretto Elementary School in 2009 ... Participated in All-Pro Dads event in 2009 ... Was featured in a commercial in 2010 for Jacksonville Orthopaedic Institute ... Visited Jacksonville Country Day School on behalf of NFL Play 60 ... Participated in photo shoot to raise money for Boot Campaign, an organization that assists wounded returning combat military ... Full name: Bradley Ryan Meester.

MEESTER IN THE RECORD BOOKS

JAGUARS MOST SEASONS

RK	PLAYER, YEARS	SEASONS
1.	Brad Meester, 2000-12	13
2.	Fred Taylor, 1998-2008	11
	Jimmy Smith, 1995-2005	11
4.	Rashean Mathis 2003-12	10
	Rob Meier, 2000-09	10

JAGUARS MOST GAMES PLAYED

RK	PLAYER, YEARS	GAMES PLAYED
1.	Brad Meester, 2000-12	193
2.	Jimmy Smith, 1995-2005	171
3.	Fred Taylor, 1998-2008	140
4.	Rob Meier, 2000-09	138
5.	Rashean Mathis, 2003-12	137
6.	Joe Zelenka, 2001-08	128
7.	Daryl Smith, 2004-12	126
8.	John Henderson, 2002-09	124
9.	Mark Brunell, 1995-2003	120
	Kyle Brady, 1999-2006	120

JAGUARS MOST CAREER STARTS

RK	PLAYER, YEARS	STARTS
1.	Brad Meester, 2000-12	193
2.	Jimmy Smith, 1995-2005	150
3.	Fred Taylor, 1998-2008	136
4.	Rashean Mathis, 2003-12	129
5.	Daryl Smith, 2004-12	124
6.	John Henderson, 2002-09	120
7.	Mark Brunell, 1995-2003	117
8.	Donovin Darius, 1998-2006	115
9.	Kyle Brady, 1999-2006	110
10.	Vince Manuwai, 2003-10	105




VETERANS



97

ROY MILLER

DEFENSIVE TACKLE
 6-2 310 LBS.
 TEXAS
 BORN JULY 9, 1987
 KILLEEN, TEXAS
 ACQ. UNRESTRICTED FREE AGENT (TAMPA BAY) 2013
 EXP: 5TH YEAR



GAMES PLAYED/STARTED: 2009 (15/1), 2010 (16/16), 2011 (16/3), 2012 (15/14)

NFL TOTALS: 62 games, 34 starts

POSTSEASON TOTALS: 0 games, 0 starts

TRANSACTIONS: Originally drafted by Tampa Bay in the third round (81st overall) of the 2009 draft ... Signed by Jacksonville as an unrestricted free agent on 3/15/13.

PRO: Fifth-year DT spent the last four seasons with Tampa Bay ... Was a third-round draft pick of the Buccaneers in 2009 ... Has played in 62 games with 34 starts ... Career totals include 156 tackles (102 solo), three sacks and three passes defended ... Has missed only two games in four seasons ...

2012: Played in 15 games with 14 starts ... Finished with 23 tackles (15 solo), two tackles for loss and one pass defended ...

2011: Saw action in nine games with one start ... Made 19 tackles (14 solo) and one pass defended ... Made season debut on **9/11 vs. DET** ... Registered three tackles and one pass defended on **9/18 at MIN** ... Notched two tackles and one QB pressure on **9/25 vs. ATL** ... Started on **10/23 at CHI** and tallied three tackles ...

2010: Started all 16 games for the first time in his career ... Led all DL and ranked seventh on the team with a career-high 60 tackles (40 solo) along with one sack ... Posted a career-high nine tackles on **11/28 at BAL** ... Dropped QB Drew Brees for his first sack of the season on **1/2 at NO** ...

2009: Appeared in 15 games as a rookie with one start ... Totaled 54 tackles (33 solo) and a career-high two sacks ... Recorded sacks on **9/20 at BUF** and **11/8 vs. GB**.

COLLEGE: Played in 49 games with 19 starts ... Career totals included 138 tackles, 25 tackles for loss, 10 sacks, 44 QB pressures, six passes defended, one forced fumble and one fumble recovery ... Started all 13 games at DT as a senior ... Earned Fiesta Bowl Defensive MVP honors in victory over Ohio State ... First-team All-Big 12 selection after logging 49 tackles, 11 tackles for loss, 5.5 sacks, 28 QB pressures, four passes defended and one fumble recovery ... Appeared in all 13 games as a junior and earned honorable-mention All-Big 12 honors ... Member of UT Athletic Director's Honor Roll ... Graduated with a degree in corporate communications.

PERSONAL: Born in Killeen, Texas ... Attended Shoemaker High School (Killeen, Texas) ... Two-time all-state and three-time all-district performer at DT ... Named a captain in the 2005 U.S. Army All-American Bowl and recorded two sacks and three tackles ... Finished high school career with 264 tackles and 24 sacks ... Was a three-time academic all-district selection ... Father, Roy, previously served in the Army ... Cousin, Bryce Scanlon, was a defensive lineman at Utah ... Twitter handle is [@I_RoyBot](#) ... Full name: Roy Miller.

ROY MILLER REGULAR SEASON STATISTICS

YEAR	TEAM	GP/GS	TKL	SOLO	ASST	SACKS	FF	FR	INT	PD
2009	Tampa Bay	15/ 1	54	33	21	2.0	0	0	0	1
2010	Tampa Bay	16/16	60	40	20	1.0	0	0	0	0
2011	Tampa Bay	16/ 3	19	14	5	0.0	0	0	0	1
2012	Tampa Bay	15/14	23	15	8	0.0	0	0	0	1
NFL totals: 4 years		62/34	156	102	54	3.0	0	0	0	3

94

JEREMY MINCEY

DEFENSIVE LINEMAN
 6-4 265 LBS.
 FLORIDA
 BORN DECEMBER 14, 1983
 STATESBORO, GEORGIA
 ACQ. FREE AGENT 2010
 EXP: 6TH YEAR



GAMES PLAYED/STARTED: 2007 (6/0, 2/0), 2008 (3/0), 2010 (15/8), 2011 (16/16), 2012 (16/16)

NFL TOTALS: 56 games, 40 starts

POSTSEASON TOTALS: 2 games, 0 starts

TRANSACTIONS: Originally selected in the sixth round (191st overall) by New England in the 2006 draft ... Waived on 9/1/06 ... Signed to San Francisco practice squad on 9/4/06 ... Signed by Jacksonville as free agent 12/14/06 ... Waived on 8/26/09 ... Signed by Jacksonville as free agent on 1/20/10.

PRO: Sixth-year defensive lineman has played in 56 games with 40 starts and totaled 18 career sacks ... 16 of his 18 career sacks have come the last three seasons ... Career totals include 262 tackles (155 solo), one INT, 17 tackles for loss, six forced fumbles and two fumble recoveries ... Started all 16 games the last two seasons and ranked second on the club in 2012 with three sacks ... Led team in 2012 with 20 QB pressures ... Led Jaguars in sacks in two of the last three seasons including a career-high eight in 2011 along with 45 QB pressures ... Became first player to lead team in sacks in consecutive seasons since Tony Brackens (1999-2001) ... His eight sacks in 2011 were the most by a Jaguar since 2006 ... Led team in sacks in 2010 with five and was second with 25 QB pressures ... Became only the seventh player in franchise history with at least five sacks in back-to-back seasons and the first since Bobby McCray and Rob Meier accomplished the feat from 2006-07 ... Did not play in 2009 after spending the preseason with the Jaguars ... Started 2008 season on the PUP list with a wrist injury and was slowed by injuries in the 2007 preseason but returned to see action in six regular season games and two postseason games ... Signed by the Jaguars on Dec. 14, 2006 off the San Francisco 49ers practice squad ... Originally selected in sixth round (191st overall) by New England in the 2006 draft ... Started 24 games over two seasons with Florida ...

2012: Started all 16 games for the second consecutive season ... Produced 74 tackles (43 solo), three sacks, two forced fumbles, four tackles for loss, one fumble recovery and four passes defended ... Led team with 20 QB pressures ... **9/9 at MIN:** Registered a season-high 10 tackles (six solo) with one tackle for loss in season-opener ... **9/16 vs. HOU:** Missed only five snaps. Made eight tackles (five solo) with one tackle for loss, two QB pressures and one pass defended ... **9/30 vs. CIN:** Tied a career-high two forced fumbles. Added four solo tackles, one tackle for loss, one pass defended and two forced fumbles ... **10/7 vs. CHI:** Notched four tackles (two solo) with two QB pressures ... **10/21 at OAK:** Sacked Carson Palmer in the fourth quarter, his 16th career sack, and finished with six tackles (four solo) with two QB pressures. ... **10/28 at GB:** Sacked Aaron Rodgers in the second quarter, his second straight game with a sack. Totaled seven stops (three solo) with one QB pressure... **11/8 vs. IND:** Recovered fumble on Austen Lane sack of Andrew Luck in fourth quarter. Added six tackles (four solo) with three QB pressures ... **12/2 at BUF:** Tallied nine tackles (five solo) with one QB pressure ... **12/9 vs. NYJ:** Had five tackles (one solo) with two QB pressures ... **12/23 vs. NE:** Sacked Tom Brady and added one tackle for loss, and four QB pressures ...

2011: Started all 16 games for the first time in his career, one of only five Jaguars on defense to accomplish the feat ... Produced career-best totals in tackles (101), sacks (8.0), forced fumbles (4), tackles for loss (7), quarterback pressures (45) and interceptions (1) ... Added two passes defended and one fumble recovery ... Led team in sacks for the second consecutive season and his eight sacks were the most by a Jaguar since Bobby McCray had 10 in 2006 ... His 45 quarterback pressures and four forced fumbles led the team while his 101 tackles ranked third and led all defensive linemen ... Played major role on defense that ranked sixth in the NFL (313.0-yard average), the highest ranking for the club since 2006 (2nd) ... Named to USA Today All-Joe Team ... **9/11 vs. TEN:** Opened season as the starter and led team with four QB pressures ... **9/18 at NYJ:** Accumulated five tackles and team-high four QB pressures ... **9/25 at CAR:** Did not miss a snap and totaled eight tackles and a team-high five QB pressures ... **10/2 vs. NO:** Registered two tackles for loss ... **10/9 vs. CIN:** Produced 10 tackles (seven solo), one sack, one tackle for loss and led team with four QB pressures. Sacked Andy Dalton for a seven-yard loss in the first quarter ... **10/16 at PIT:** Led all defensive linemen with 10 tackles and added one QB pressure and one pass defended ... **10/24 vs. BAL:** Did not miss a snap and compiled five tackles with one sack and one tackle for loss. Sacked and forced a fumble by QB Joe Flacco in the second quarter ... **11/13 at IND:** Registered nine tackles (seven solo), 2.5 sacks, one forced fumble and one QB pressure. Sacked and forced a fumble of Dan Orlovsky in the fourth quarter that was recovered by Tyson Alualu ... **11/20 at CLE:** Tallied eight tackles (six solo) and did not miss a snap ... **12/5 vs. SD:** Made five tackles and one tackle for loss along with two QB pressures ... **12/11 vs. TB:** Had a season-high seven QB pressures ...

and recovered a fumble by LaGarrette Blount in the third quarter ... **12/15 at ATL:** Registered a career-high 15 tackles (12 solo), one sack, two tackles for loss and one QB pressure. Sacked Matt Ryan for a four-yard loss in the second quarter ... **12/24 at TEN:** Recorded his first career INT when he picked off Matt Hasselbeck in the second quarter. Added three tackles and a team-high six QB pressures ... **1/1 vs. IND:** Concluded season with 2.5 sacks and two forced fumbles. Added eight tackles and two QB pressures ...

2010: Played in a career-high 15 games with eight starts despite playing part of the season with a broken hand ... Started final eight games ... Led team with a career-high five sacks and was second with 25 QB pressures ... Added 69 tackles (41 solo), four passes defended and six tackles for loss ... Saw first action since 2008 on **9/12 vs. DEN** ... Sacked Peyton Manning on **10/3 vs. IND** and added two QB hits ... Made five tackles, one pass defended and one QB hit on **10/18 vs. TEN** ... Broke his hand in practice leading up to game on **10/31 at DAL** and was inactive ... Returned to action on **11/14 vs. HOU**, making his first career start, and totaled five tackles and two QB hits ... Had most productive game of his career on **11/21 vs. CLE**, finishing with nine tackles, two sacks and three QB hits ... Followed with six tackles, one tackle for loss, one sack and three QB hits on **12/12 vs. OAK** ... Made six tackles including one for a loss on **12/18 at IND** ... Had a team-high five QB hits along with five tackles on **12/26 vs. WAS** ... Finished season on **1/2 at HOU** with a career-best 10 tackles including two for loss along with one two QB hits ...

2009: Spent most of the preseason with the Jaguars before being waived on August 26 ...

2008: Began the season on the PUP list after suffering a wrist injury in the offseason ... Appeared in three games and finished with six tackles and one sack ... Was activated on Nov. 26 ... Saw first action of the season on **12/7 at CHI** and recorded two tackles ... **12/28 at BAL:** Recorded three tackles and sacked Joe Flacco for an eight-yard loss in the fourth quarter ...

2007: Played in six games and two postseason games ... Finished with 12 tackles one sack and six QB pressures ... Added one special teams tackle ... **11/11 at TEN:** Saw action on 26 plays in first NFL game and split a sack of QB Vince Young with Reggie Hayward ... **12/9 vs. CAR:** Left game with a hamstring injury and was inactive the next two weeks ... **12/30 at HOU:** Returned to action and recorded four tackles, two QB pressures and split a sack of Sage Rosenfels with Rob Meier for an eight-yard loss ... **1/5 at PIT:** Saw action on 23 plays in AFC Wild Card game and registered three tackles and one sack. Sacked Ben Roethlisberger in the third quarter ... **1/12 at NE:** Saw action on 15 plays in AFC Divisional Playoff game ...

2006: Spent three weeks on active roster after being signed off San Francisco 49ers practice squad on Dec. 14 ... Was inactive on **12/17 at TEN**, **12/24 vs. NE** and **12/31 at KC**.

COLLEGE: Spent final two seasons at Florida after transferring from Butler County (Kansas) Community College ... Started all 24 games played for the Gators ... Earned second-team All-SEC honors as a senior as he ranked fourth on the team with 62 tackles (31 solo) and second with 10.5 tackles for loss ... Earned degree in recreation and tourism.

PERSONAL: Married (Markevia) with daughter, Jermani ... Lives in Statesboro, Ga. ... Attended Statesboro High ... Lettered two years in football ... Played on the basketball team as a sophomore before trying out for the football squad ... Earned his bachelor's degree at Florida in the 2006 offseason ... Was honored in 2008 with the NFL's Continuing Education Recognition Award by the National Association of Academic Advisors for Athletes ... Attended the 2008 Draft Day Fan Fest ... Participated in the 2008 Red Ribbon Week celebration at Oakleaf Elementary School to discuss the dangers of using drugs ... Served as emcee for Special Olympics at the Bolles School in 2010 ... Served dinner at Trinity Rescue Mission ... Spoke to students at West Biscayne Elementary School in 2010 ... Visited Pump it Up in 2010 to greet children from Dreams Come True program ... Participated both financially and in person at the 2010 Shop with a Jock event at Wal-Mart where more than 50 children from the Bridge of Northeast Florida and the Mali Vai Washington Kids Foundation were treated to a shopping spree ... Twitter handle is @MrMince94 ... Full name: Jeremy Mincey.

MINCEY REGULAR SEASON STATISTICS

TACKLES	GP/GS	TKL	SOLO	ASST	ST	SACKS	FF	FR	PD	TFL	
2007 Jacksonville	6/0	12	7	5	1	1.0	0	0	1	0	
2008 Jacksonville	3/0	6	3	3	0	1.0	0	0	1	0	
2010 Jacksonville	15/8	69	41	28	1	*5.0	0	0	4	6	
2011 Jacksonville	16/16	101	61	40	0	*8.0	*4	1	2	7	
2012 Jacksonville	16/16	74	43	31	0	3.0	2	1	4	4	
NFL totals:	5 years	56/40	262	155	107	2	18.0	6	2	12	17

INTERCEPTIONS	GP/GS	NO	YDS	AVG	LG	TD
2011 Jacksonville	16/16	1	5	5.0	5	0

* Team Leader

75

EUGENE MONROE

OFFENSIVE TACKLE

6-5 306 LBS.

VIRGINIA

BORN APRIL 18, 1987

PLAINFIELD, NEW JERSEY

ACQ. 1ST ROUND OF 2009 DRAFT (8TH)

EXP: 5TH YEAR



GAMES PLAYED/STARTED: 2009 (15/13), 2010 (15/15), 2011 (15/14), 2012 (16/16)

NFL TOTALS: 61 games, 58 starts

POSTSEASON TOTALS: 0 games, 0 starts

TRANSACTIONS: Originally drafted by Jacksonville in the first round (8th overall) of the 2009 draft.

PRO: Fifth-year pro is regarded as one of the NFL's top young tackles ... Has started 58 games at LT since being selected with the eighth overall pick in 2009 ... Paved the way for RB Maurice Jones-Drew who made three straight Pro Bowls ... Did not miss a snap in 2012, starting all 16 games for the first time in his career ... Has had seven different starting guards play beside him ... Joined Eben Britton in 2009 as the first pair of rookie tackles to start on opening day in the NFL since 1982 ... Only the second offensive lineman chosen by the Jaguars in the first round in franchise history (Tony Boselli, 1995) ... Became third OT from Virginia selected in the first round in a four-year span, joining D'Brickshaw Ferguson (N.Y. Jets, 2006) and Brandon Albert (Kansas City, 2008) ... Third player drafted by the Jaguars from Virginia in franchise history (TE Chris Luzar, RB Alvin Pearman) ...

2012: Started all 16 games at LT for the first time in his career ... Did not miss a snap, joining Brad Meester as the only offensive players to accomplish the feat ... Part of an OL that helped club surpass 100-plus yards in five games including a season-high 185 on 32 rushes on **9/23 at IND** ... Blocked for a passing attack that had three 300-plus yard passing games including a season-high 372 on **11/18 at HOU** ...

2011: Started 14 of 15 games at LT ... Blocked for NFL rushing leader Maurice Jones-Drew who earned his third consecutive trip to the Pro Bowl ... Jaguars ranked 12th in the NFL in rushing with 123.1 yards per game ... Part of an offensive line that helped club produce 14 100-yard rushing games ... Paved the way for 163 rushing yards in season-opener on **9/11 vs. TEN** ... **10/2 vs. NO:** Saw time in two-TE formation. Did not start due to shoulder injury ... **10/9 vs. CIN:** Started at LT before leaving the game with a shoulder injury ... Dressed but did not play on **10/16 at PIT** with a shoulder injury ... Part of offense that produced a season-high 325 yards on **12/11 vs. TB** ... Helped Jones-Drew rush for a season-high 169 yards on **1/1 vs. IND** ...

2010: Started 15 games at LT ... Was inactive on **11/28 at NYG** with a concussion ... Played major role on offense that ranked third in the NFL with 149.7 rushing yards per game, the second-highest average in franchise history ... Offense set a franchise-record with four 200-yard rushing games including a record three straight ... Helped Maurice Jones-Drew earn second consecutive trip to the Pro Bowl ... Protected David Garrard who set a single-season franchise record with 23 TD passes ... Paved the way for 216 rushing yards on **10/10 at BUF** ... Offense totaled a season-high 491 yards of offense on **11/14 vs. HOU**, the fourth-most in team history ... Offense rushed for 258 yards on a franchise-record 53 carries on **12/5 at TEN**, the second-most rushing yards in franchise history ... On **12/12 vs. OAK**, he helped offense produce two 100-yard rushers (Rashad Jennings, 109; Maurice Jones-Drew, 101) for only the third time in franchise history ...

2009: Started 13 of 15 games at LT as a rookie ... **9/13 at IND:** Started season-opener and joined Eben Britton as the first pair of rookie tackles to start on opening day in the NFL since 1982 when Luis Sharpe and Tootie Robbins started for the St. Louis Cardinals. The first OT to start on opening day for the Jaguars since 2001 (Maurice Williams) ... **9/27 at HOU:** Paved the way for 185 rushing yards and 399 yards of total offense in win ... **10/4 vs. TEN:** Was inactive (illness) ... Saw limited action on **10/11 at SEA** and **11/1 at TEN** ... **10/18 vs. STL:** Part of offense that registered season-high 492 yards, the fourth-most in team history ... **11/8 vs. KC:** Offense produced 426 total yards including 173 on the ground.

COLLEGE: Regarded as the most dominating offensive lineman in college as a senior ... Four-year letterman and three-year starter who started 30 games ... Unanimous All-ACC selection as a senior, starting all 12 games at LT ... Recipient of Jacobs Blocking Trophy as a senior, given annually since 1953 to the player voted the most outstanding blocker in the ACC by a poll of the league's head coaches and defensive coordinators ... Registered a school-record 105 knockdowns and set an ACC single-season record with 16 TD resulting blocks ... Started 11 games at LT as a junior and did not allow a sack on



VETERANS



428 pass plays ... Selected honorable mention All-America and named first-team All-ACC by The NFL Draft Report ... Delivered 55 knockdowns, including 15 that resulted in TDs ... Started seven of 12 games as a sophomore at LT ... Earned All-ACC honorable mention from The Gridiron Report ... Played in 12 games as a reserve at LT and RG as a freshman ... Also saw action on special teams ... Appeared briefly in two games at DT ... Played behind 2006 NFL first round pick D'Brickashaw Ferguson at LT ... Graduated May 17, 2009, with degree in sociology.

PERSONAL: Married (Nureya) with daughter, Farah ... Resides in Jacksonville, FL ... Attended Plainfield High School ... Named first-team All-America by USA Today, U.S. Army, Parade, EA Sports and Super Prep ... Received a five-star prospect rating from both Scout.com and Rivals.com ... Ranked second overall among high school seniors by College Football News ... Was top-rated player on Super Prep's Elite 50 list ... Did not allow any sacks during his final three seasons as starter ... One of 16 children (10 brothers, five sisters) of Stephanie Green and the late John Monroe ... Participated in 2009 Tropicana "Got Skills?" Rookie Day at EverBank Field ... Participated both financially and in person at the 2009 Shop with a Jock event at Wal-Mart where more than 50 children from the Bridge of Northeast Florida and the Mal'Vai Washington Kids Foundation were treated to a shopping spree ... Participated in 2010 Fishing for the Cure event to raise money for the David Garrard Foundation which benefits North Florida families impacted by breast cancer and Crohn's disease ... Partnered with The Northeast Florida Healthy Start Coalition in 2010 for the "Rounds at the Grounds" softball game. Served as a celebrity coach for a game that included more than 26 physicians from Jacksonville to raise awareness for the organization ... Distributed food and personal care items to 400 area families in partnership with Feed the Children in December 2010... Twitter handle is @TheSeventyFifth ... Full name: Eugene Christopher Monroe.

64

DREW NOWAK

GUARD
6-3 300 LBS.
WESTERN MICHIGAN
BORN MARCH 7, 1990
GREEN BAY, WISCONSIN
ACQ. FREE AGENT 2012
EXP: 2ND YEAR



GAMES PLAYED/STARTED: 2012 (IR)
NFL TOTALS: 0 games, 0 starts
POSTSEASON TOTALS: 0 games, 0 starts
TRANSACTIONS: Originally signed as an undrafted rookie by Jacksonville on 5/4/12.

PRO: Second-year pro will compete for a roster spot at G ... Was originally signed as a rookie free agent in 2012 from Western Michigan ... Made transition from DT to the offensive line during training camp ... Suffered a foot injury during the preseason and missed the entire season ... Four-year letterman at Western Michigan ...

2012: Was placed on injured reserve on Aug. 27 with a foot injury.


COLLEGE: Four-year letterman, playing in 47 games with 32 starts ... Career totals included 180 tackles (105 solo), 30.5 tackles for loss, 11 sacks, five forced fumbles, two fumble recoveries and four blocked kicks ... Earned Mid-American Conference Defensive Player of the Year honors as a senior ... Led MAC with 8.5 sacks and ranked second with 20 tackles for loss ... Totaled 91 tackles and two fumble recoveries in final season ... Majored in engineering.

PERSONAL: Attended De Pere High School and was ranked No. 8 in Wisconsin by Scout.com ... Served as team captain for two years and recorded 291 career tackles and 36 sacks ... Son of Russ and Denise Nowak ... Twitter handle is @DNowak7092 ... Full name: Drew Nowak.

77

UCHE NWANERI

GUARD
6-3 310 LBS.
PURDUE
BORN MARCH 20, 1984
GARLAND, TEXAS
ACQ. 5TH ROUND OF 2007 DRAFT (149TH)
EXP: 7TH YEAR



GAMES PLAYED/STARTED: 2007 (9/1, 0/0), 2008 (16/15), 2009 (16/13), 2010 (16/16), 2011 (16/16), 2012 (15/15)
NFL TOTALS: 88 games, 76 starts
POSTSEASON TOTALS: 0 games, 0 starts
TRANSACTIONS: Originally drafted in the fifth round (149th overall) of the 2007 draft.

PRO: Seventh-year pro has emerged as one of the top guards in the NFL ... Has started 76 of 88 games (16 at LG, 60 at RG) since joining the club as a fifth-round pick in 2007 ... Has played in all 16 games in four of six seasons ... Had streak of 60 straight starts snapped in 2012 as he missed the regular season finale with a concussion ... Can play both guard and center ... Blocked for RB Maurice Jones-Drew who made three straight Pro Bowls ... Moved into the starting lineup in 2008 and made 15 starts at LG, started 13 games at RG in 2009 and all 16 games at RG in 2010 and 2011 ... Played in nine games with one start as a rookie ... Regarded as one of the sleepers of the 2007 draft ... Joined LB Akin Ayodele (2002) as only two players drafted from Purdue by the Jaguars ...

2012: Started 15 games at RG ... Was inactive (head) for the season-finale ... Started at RG in season-opener on **9/9 at MIN** and missed three snaps with an ankle injury ... Sat out a series on **10/21 at OAK** with a leg injury but returned to the game ... Left the game in the second quarter on **12/23 vs. NE** with a head injury and did not return ...

2011: Started all 16 games at RG for the second consecutive season ... Marked fourth time in five seasons he played in every game ... Started all 16 games at C for the third consecutive season and set franchise record for career games played (177) ... Blocked for NFL rushing leader Maurice Jones-Drew who earned his third consecutive trip to the Pro Bowl ... Jaguars ranked 12th in the NFL in rushing with 123.1 yards per game ... Part of an offensive line that helped club produce 14 100-yard rushing games ... Paved the way for 163 rushing yards in season-opener on **9/11 vs. TEN** ... Set a franchise-record by playing in his 172nd career game on **11/27 vs. HOU**, surpassing Jimmy Smith (171) ... Part of offense that produced a season-high 325 yards on **12/11 vs. TB** ... Helped Jones-Drew rush for a season-high 169 yards on **1/1 vs. IND** ...

2010: Started all 16 games at RG for the first time in his career ... Paved the way for a ground attack that ranked third in the NFL with 149.7 rushing yards per game, the second-highest average in franchise history ... Offense set a franchise-record with four 200-yard rushing games including a record three straight ... Helped Maurice Jones-Drew earn second consecutive trip to the Pro Bowl ... Protected David Garrard who set a single-season franchise record with 23 TD passes ... Part of OL that helped offense rush for 216 yards on **10/10 at BUF** ... Offense totaled a season-high 491 yards of offense on **11/14 vs. HOU**, the fourth-most in team history ... Paved way for 258 rushing yards on a franchise-record 53 carries on **12/5 at TEN**, the second-most rushing yards in franchise history ... On **12/12 vs. OAK**, he helped offense produce two 100-yard rushers (Rashad Jennings, 109; Maurice Jones-Drew, 101) for only the third time in franchise history ...

2009: Played in all 16 games for the second consecutive season with 13 starts at RG ... Saw limited action on **9/13 at IND** and **9/20 vs. ARI** ... **9/27 at HOU:** Saw extensive action at RG after Maurice Williams moved to RT to replaced injured Eben Britton ... **10/4 vs. TEN:** Made first start of the season at RG and helped team to 442 yards of offense including 323 passing yards by David Garrard, the third-most of his career ... **10/18 vs. STL:** Started at RG and helped offense to season-high 492 yards, the fourth-most in team history ... **11/1 at TEN:** Paved the way for season-high 217 rushing yards on 16 carries (13.6 avg.), the highest average per rush in the NFL since the 1970 merger ... **11/8 vs. KC:** Offense produced 426 total yards including 173 on the ground ...

2008: Started 15 of 16 games and did not miss a snap in the last 14 games ... Moved into starting role at LG after season-ending injury to Vince Manuwai on opening day ... **9/7 at TEN:** Replaced RG Maurice Williams who left the game after the first series with a biceps injury. Moved to LG when Manuwai was injured. Injured knee in the first quarter but returned to finish the game at LG ... **9/21 at IND:** Started at LG and played the entire game. Helped the Jaguars rush for season-high 236 yards and part of an offensive line that did not allow a sack ...

2007: Appeared in nine games with one start ... Saw extensive action on special teams ... Was inactive for both postseason games ... Saw action on special teams in first four games ... Was inactive for seven games ... **12/30 at HOU:** Made first career start at LG in place of rested starter Vince Manuwai in regular season finale.

COLLEGE: Played in 29 games at Purdue at LG ... Offense ranked among nation's best in total offense during career ... Started all 14 games at LG as a senior and helped team rank 13th in the nation in total offense, averaging 415.7 yards per game ... Suspended for the entire 2005 season and enrolled at Ivy Tech Community College in Indianapolis before re-enrolling at Purdue ... Started all 12 games at LG in 2004 and produced 44 knockdowns as part of an offensive line that helped the team rank fourth in the nation in passing offense at 321.2 yards per game ... Appeared in three games as a redshirt freshman ... Started career at DT before making the switch to the offensive line ... Majored in law and society.

PERSONAL: Married (Michele) ... Resides in Garland, Texas. ... Was born in Dallas ... Parents are of Nigerian descent ... Attended Naaman Forest (Garland, Texas) High ... Rated the 48th-best DT in the nation by Student Sports Magazine as a senior ... Recorded 57 tackles, three sacks and two fumble recoveries as a senior ... Played in the Coca-Cola Classic All-Star Game ... Also participated in track ... Cousin, Ike Diogu, plays in the NBA ... Has nine tattoos and opened a tattoo parlor, Inkaholiks, in 2011 in Atlanta ... Held monthly event, "Gaming 4 The Cause," at Sneakers Sports Grille during the 2009 and 2010 seasons to benefit the daniel home ... Served food to the homeless in 2009 at Clara White Mission ... Participated in fundraiser as a celebrity bowler for Big Brothers & Big Sisters of Northeast Florida ... Makes numerous school visits each year ... Supported Shop with a Jock event at Wal-Mart in December of 2008 for more than 50 children from the Bridge of Northeast Florida and the MaliVai Washington Kids Foundation ... Visited Mandarin Middle School in 2009 to reward students for their work in the Super Bowl of Caring Program ... Teamed up with Activision Publishing and Pro vs. GI Joe in an online video game showdown in December of 2009 with military troops stationed across the world from the Touchdown Club at EverBank Field ... Attended several Team Teal events in 2010 ... Supports and attends team sponsored events including Operation Blessing and Jaguars Sponsor Golf Tournament ... Participated in the 2011 Heal Zoo Walk to raise money for autism programs in Northeast Florida ... Full name: Uchekukwu Nwaneri ... Twitter handle is @Chuckwu77 ... Name pronounced: 00-chay wah-NEHR-ee.

51

PAUL POSLUSZNY

LINEBACKER

6-2 242 LBS.

PENN STATE

BORN OCTOBER 10, 1984

ALTIQUIPPA, PENNSYLVANIA

ACQ. UNRESTRICTED FREE AGENT (BUFFALO) 2011

EXP: 7TH YEAR

GAMES PLAYED/STARTED: 2007 (3/3), 2008 (16/16), 2009 (12/12), 2010 (14/14), 2011 (16/16), 2012 (16/16)

NFL TOTALS: 77 games, 77 starts

JAGUARS TOTALS: 32 games, 32 starts

POSTSEASON TOTALS: 0 games, 0 starts

TRANSACTIONS: Originally drafted by Buffalo in the second round (34th overall) of the 2007 draft ... Signed by Jacksonville as an unrestricted free agent on 7/29/11.

PRO: Seventh-year LB enters his third season with the Jaguars ... Has started 77 games since he was a second-round pick of the Buffalo Bills in 2007 ... Career totals include 833 tackles (581 solo), nine INTs, seven sacks, seven forced fumbles and 20 passes defended ... Signed with the Jaguars as an unrestricted free agent in 2011 where he has averaged 211.5 tackles with 423 total stops in two seasons along with five INTs and three forced fumbles ... Has five straight seasons with 100-plus tackles including a career-high and single-season franchise record 231 stops in 2012 ... Owns two of the four highest tackle totals in Jaguars history as he compiled 192 tackles in 2011, the fourth-most for a season ... Posted double-digit tackles in 24 of 32 games with the Jaguars including 13 of 16 games in 2012 ... Registered a career-high two sacks in 2012 season-finale at Tennessee ... Led Bills in tackles his final two seasons including a then career-high 140 in 2010 ... Had then career-best three INTs in 2009 ... Missed 13 games as a rookie with forearm injury ... Was first Bills rookie to start the season-opener since 1987 ... Was first player ever to record 100-plus tackles three times in a college career ... Two-time winner of Bednarik Award for best defensive player in the nation ...

2012: Started all 16 games for the second consecutive season and third time overall ... Led team with a single-season franchise record 231 tackles, surpassing the previous mark of 230 set by Hardy Nickerson in 2001 ... Matched his career-high two sacks and three INTs ... Added two forced fumbles and four passes defended ... Had double-digit tackles in 15 of 16 games ... **9/9 at MIN:** Registered 16 tackles (10 solo) with one tackle for loss ... **9/16 vs. HOU:** Logged 17 tackles (10 solo) with one tackle for loss ... **9/23 at IND:** Did not miss a snap and finished with 11 tackles (10 solo), one QB pressure and one pass defended. Intercepted an Andrew Luck pass in the third quarter and returned it 13 yards before a lateral to Dawan Landry added nine yards ... **9/30 vs. CIN:** Played every snap at LB and made 15 tackles (13 solo) ... **10/7 vs. CHI:** Led team with 14 tackles ... **10/21 at OAK:** Paced team with stops (eight solo) and added one tackle for loss, two QB pressures and one pass defended ... **10/28 at GB:** Made eight tackles and did not miss a snap, his only game without double-digit stops ... Led team with 17 tackles (12 solo) on **11/4 vs. DET** and 15 tackles on **11/8 vs. IND** ... **11/18 at HOU:** Forced an Arian Foster fumble in the third quarter. Intercepted Matt Schaub in the fourth quarter and returned two yards before a lateral to Dawan Landry added 17 yards ... Finished with a team-high 18 tackles ... **11/25 vs. TEN:** Played every snap at LB and made 13 tackles (nine solo) with one tackle for loss and one forced fumble. Caused a Chris Johnson fumble in the fourth quarter ... **12/2 at BUF:** Intercepted Ryan Fitzpatrick in the second quarter and returned it five yards. Made a team-high 13 tackles (five solo) with two QB pressures ... **12/9 vs. NYJ:** Totaled a team-high 17 tackles (10 solo) ... **12/16 at MIA:** Registered a team-high 21 tackles (15 solo), tied for the fifth-most in franchise history ... **12/23 vs. NE:** Had 11 tackles (eight solo) with two QB pressures. Missed snaps with cramping in the third and fourth quarter ... **12/30 at TEN:** Totaled 13 tackles (nine solo) with a career-high two sacks, two tackles for loss and one pass defended ...

2011: Started all 16 games at MLB in his first season with the Jaguars and produced the best numbers of his career ... Led club with a career-high 192 tackles (132 solo) and ranked second with nine tackles for loss ... The 192 tackles ranked as second-most in franchise history and marked his fourth straight season with 100-plus tackles ... Tied for the team-lead with two INTs ... Added seven QB pressures, one forced fumble, two passes defended and two sacks ... Played major role on defense that ranked sixth in the NFL (313.0-yard average), the highest ranking for the club since 2006 (2nd) ... Recorded double-digit tackles in 11 of 16 games ... **9/11 vs. TEN:** Did not miss a snap and had four tackles and one pass defended in his Jaguars debut ... **9/18 at NYJ:** Led team with 14 tackles ... **9/25 at CAR:** Totaled 12 tackles and one tackle for loss ... **10/2 vs. NO:** Posted a team-high 16 tackles (13 solo) along with one sack, one tackle for loss and one pass defended ... **10/9 vs. CIN:** Tallied a team-high 15 tackles while not missing a snap ... **10/16 at PIT:** Returned to home state and registered a career-high 19 tack-

PRONUNCIATION GUIDE

Tyson Alualu - - - - -	AH-lu AH-lu
Brandon Deaderick - - -	DEAD-uh-rick
Pannel Egboh - - - - -	Puh-NELL EGG-bow
Justin Forsett - - - - -	For-SET
Luke Joeckel - - - - -	JOKE-ul
Mike Kafka - - - - -	KAFF-kuh
Mohamed Massaquoi - -	MASS-a-kwah
Stephane Milhim - - - -	Stef-AHN mil-Him
Drew Nowak - - - - -	NO-wack
Uche Nwaneri - - - - -	00-chay wah-NEHR-ee
Tobais Palmer - - - - -	Toe-BYE-iss Pall-mer
Austin Pasztor - - - - -	PAZ-tor
Paul Posluszny - - - - -	puz-LUZ-nee
Allen Reisner - - - - -	Rise-ner
Josh Scobee - - - - -	SKO-bee
Isaiah Stanback - - - - -	I-zay-uh STAN-back
Will Ta'ufu'ou - - - - -	tau-FOE-oh
Steven Terrell - - - - -	TAIR-el
Jordan Todman - - - - -	TODD-men



VETERANS



les and one tackle for loss ... **10/30 at HOU:** Paced team with 15 tackles (eight solo), one tackle for loss and one QB pressure ... **11/13 at IND:** Intercepted QB Curtis Painter in the fourth quarter and split a sack with John Chick of Painter in the second quarter. Totaled 11 tackles (eight solo) and one tackle for loss ... **11/20 at CLE:** Split a sack with Matt Roth in the third quarter. Led team with 13 tackles (six solo) ... **11/27 vs. HOU:** Forced a fumble by RB Arian Foster in the first quarter that was scooped up by Ashton Youboty and returned 38 yards for a TD. Finished with a team-high 14 tackles (eight solo) and two tackles for loss ... **12/11 vs. TB:** Intercepted QB Josh Freeman in the third quarter. Paced team with 12 tackles ... **1/1 vs. IND:** Compiled six tackles before leaving game with a shoulder injury ...

2010: Started 13 games at MLB ... Led team with career-high 140 tackles (95 solo) along with a career-high two sacks, five QB pressures and three passes defended ... Had eight double-digit tackle games ... Opened season with eight tackles, one tackle for loss and second career sack on **9/12 vs. MIA** ... Was inactive on **9/19 at GB** and **9/26 at NE** ... Returned to the lineup on **10/3 vs. NYJ** and collected 12 tackles ... Led team with 13 tackles on **10/10 vs. JAX** ... Registered a career-high 18 tackles along with one QB hit and one pass defended on **10/31 at KC** ... Tied for a team high with 10 tackles on **11/7 vs. CHI** and followed with a game-high 13 tackles on **11/14 vs. DET** ... Had one tackle for loss and 10 total tackles on **11/21 at CIN** ... Paced team with 15 tackles including two tackles for loss and a sack on **12/5 at MIN** ... Made nine tackles on **12/12 vs. CLE** and 13 tackles on **12/26 vs. NE** ... DNP on **1/2 at NYJ** ...

2009: Started 12 games at MLB ... Voted team captain ... Totaled 115 tackles (92 solo), one sack, three INTs, four passes defended and three forced fumbles ... Tied for second among NFL LBs with three INTs and was first Bills LB with three INTs in a season since 2006 ... Had six tackles in the first half on **9/14 at NE** before leaving game in second quarter with an arm injury ... Inactive for next four games ... Returned to starting lineup on **10/18 at NYJ** and recorded nine tackles, one tackle for loss, one QB hit and an INT. Intercepted Mark Sanchez in overtime which led to the game-winning FG ... Forced a fumble and accumulated nine tackles on **11/1 vs. HOU** ... Recorded first career sack which included a forced fumble on **12/3 vs. NYJ** ... Recorded an INT on **12/3 at KC** ... Tied for a team-high with nine tackles on **12/20 vs. NE** and had an INT in the 1st quarter. Became first Bills LB to post INTs in consecutive games since Bryce Paup in 1995 ...

2008: Started all 16 games for the only time in career ... Led team with 129 tackles (90 solo) ... Added four QB pressures, one INT, seven passes defended, one forced fumble and one fumble recovery ... Opened season on **9/7 vs. SEA** and had seven tackles ... Recovered first career fumble on **9/14 vs. OAK** ... Led the team in tackles with 12 on **9/28 at STL** ... Got first career forced fumble on **10/26 at MIA** ... Established a career-high with 13 tackles on **11/2 vs. NYJ** and registered first career INT on **12/14 at NYJ** ...

2007: Started three games as a rookie before suffering a season-ending forearm injury in week three ... Became first Bills rookie MLB to start the season-opener since Shane Conlan in 1987 ... Started first career game on **9/9 vs. DEN** and tied for team lead with 11 tackles ... Led team in tackles with 12 on **9/16 at PIT** ... Totaled three tackles on **9/23 at NE** before leaving game with an arm injury.

COLLEGE: Finished career with a school-record 372 tackles ... Started 37 of 44 games ... First player ever to record 100-plus tackles three times in a college career ... Two-time winner of the Bednarik Award for best defensive player in the nation, joining Pat Fitzgerald of Northwestern as the only players to win the award twice ... Won Dick Butkus Award for nation's top LB as a junior ... Served as first junior co-captain at Penn State since 1968 ... Called "best linebacker to ever play at Penn State" by Hall of Fame LB and PSU alum Jack Ham ... Suffered knee injury in Orange Bowl as a junior but returned to lead team with 116 tackles as a senior ... Selected as first-team All-America by the Associated Press, Walter Camp, and the NFL Draft Report ... ESPN Academic All-America for Division I football ... Led team with 116 tackles as a junior and helped lead Penn State to Big Ten Conference and Orange Bowl title as a junior ... Became only seventh player in school history to earn first-team All-America and Academic All-America honors in the same season ... Became first Big Ten student-athlete selected Football Player of the Week for three consecutive weeks ... Academic All-America selection after earning a 3.66 GPA ... Totaled 104 tackles in 2004 and became first sophomore since 1992 to lead team in tackles ... Also tied for team lead with three sacks ... Changed number to 31 during season to honor former Penn State LB Shane Conlan ... Earned Academic All-District and Academic All-Big Ten honors ... Named to the Sporting News Big Ten Conference All-Freshman team ... Named to Dean's List five out of first six semesters ... Graduated in three and a half years with a degree in finance.

PERSONAL: Married (Elizabeth Johnson)... Attended Hopewell High (Pa.) where he lettered in football, basketball and baseball ... Led team to WPIAL and Pennsylvania Class AAA championships as a senior ... Served as team captain ... Totaled 88 tackles and six sacks at LB and set school records with 1,575 rushing yards and 15 TDs as RB ... Named Pittsburgh Post-Gazette, Pittsburgh Tribune-Review and Pittsburgh Athletic Association Player of the Year as senior ... Graduated 17th in his class of 220 with a 3.8 GPA ... Went

on a 10-day trip to Iraq to visit military troops in January 2008 ... Brother, Stan, played baseball at West Virginia ... Younger brother, David, played football at Notre Dame ... Interned at UBS Financial Services in Pittsburgh during 2010 offseason ... Full name: Paul Michael Posluszny, pronounced puz-LUZ-nee.

POSLUSZNY'S REGULAR SEASON STATISTICS

TACKLES	GP/GS	TKL	SOLO	ASST	ST	SACKS	FF	FR	PD
2007 Buffalo	3/3	26	20	6	1	0.0	0	0	0
2008 Buffalo	16/16	129	90	39	0	0.0	1	1	7
2009 Buffalo	12/12	115	92	23	0	1.0	3	0	4
2010 Buffalo	14/14	140	95	45	0	2.0	0	0	3
2011 Jacksonville	16/16	*192	*132	*60	0	2.0	1	0	2
2012 Jacksonville	16/16	*231	*152	79	0	2.0	2	0	4
NFL totals: 6 years	77/77	833	581	252	1	7.0	7	1	20

* Team Leader

INTERCEPTIONS	GP/GS	NO	YDS	AVG	LG	TD
2007 Buffalo	3/3	0	0	0.0	0	0
2008 Buffalo	16/16	1	9	9.0	9	0
2009 Buffalo	12/12	3	20	6.7	17	0
2010 Buffalo	14/14	0	0	0.0	0	0
2011 Jacksonville	16/16	2	2	1.0	2	0
2012 Jacksonville	16/16	3	20	6.7	13	0
NFL totals: 6 years	77/77	9	51	5.7	17	0

15

TAYLOR PRICE

WIDE RECEIVER

6-1 195 LBS.

OHIO

BORN OCTOBER 8, 1987

HILLIARD, OHIO

ACQ. WAIVERS (NEW ENGLAND) 2011

EXP: 4TH YEAR



GAMES PLAYED/STARTED: 2010 (1/0), 2011 (5/0), 2012 (IR)
NFL TOTALS: 6 games, 0 starts
JAGUARS TOTALS: 2 games, 0 starts
POSTSEASON TOTALS: 0 games, 0 starts
TRANSACTIONS: Originally drafted by New England in the third round (90th overall) of the 2010 draft ... Waived on 12/3/11 ... Claimed off waivers by Jacksonville on 12/6/11.

PRO: Fourth-year WR has played in six career games and totaled five receptions for 80 yards ... Was originally a third-round draft pick of New England in 2010 ... Appeared in four games over two seasons for the Patriots ... Was claimed off waivers by the Jaguars on Dec. 5, 2011 and saw action in two games ... Missed the entire 2012 season with a foot injury ... All-time leader at Ohio University in career receptions (149) and ranked second career TD receptions (14) and career receiving yards (2,019) ...

2012: Was placed on injured reserve with a foot injury on Aug. 13 ...

2011: Played in three games for the Patriots before being waived on Dec. 3 ... Was inactive for seven games ... Claimed off waivers by the Jaguars on Dec. 6 and saw action in two games ... Made Jaguars debut on **12/15 at ATL** and recorded two receptions for 39 yards (21 and 18 yards) ... Dressed but did not play on **12/24 at TEN** ... Saw action at WR and on special teams on **1/1 vs. IND** ...

2010: Inactive for the first 15 weeks of the season ... Made NFL debut and caught three passes for 41 yards on **1/2 vs. MIA**.

COLLEGE: Four-year letterman at Ohio ... All-time leader in career receptions (149), single-game receptions (14) and tied the school record for TD receptions in a game (3) ... Second all-time in school history in career TD receptions (14) and career receiving yards (2,019) ... Caught a team-high 56 passes for 784 yards and five TDs as a senior ... Named Second-Team All-MAC at wide receiver ... Started 11 of 12 games as a junior and led the team with 51 receptions for 694 yards and five TDs ... Appeared in all 12 games as a sophomore and hauled in 33 receptions for 464 yards and four TDs ... Played in all 14 games with one start as a freshman ... Posted nine receptions for 77 yards ... Majored in health services administration.

PERSONAL: Single ... Attended Hilliard Darby High (Ohio) ... Named honorable mention all-district as a senior ... Was second-team all-conference as a junior ... Made 30 catches for 400 yards ... Had 52 tackles and two interceptions as a junior ... Also blocked five kicks ... Lettered once in baseball ... Son of Kim Price ... Full name: Taylor Price.


PRICE'S REGULAR SEASON STATISTICS

RECEIVING	GP/GS	NO	YDS	AVG	LG	TD
2010 New England	1/0	3	41	13.7	18	0
2011 NE/JAX	5/0	2	39	19.5	21	0
2012 Jacksonville		Injured Reserve				
NFL totals: 3 years	6/0	5	80	16.0	21	0

42

CHRIS PROSINSKI

SAFETY
6-1 208 LBS.
WYOMING
BORN APRIL 28, 1987
BUFFALO, WYOMING
ACQ. 4TH ROUND OF 2011 DRAFT (121ST)
EXP: 3RD YEAR



GAMES PLAYED/STARTED: 2011 (13/1), 2012 (16/7)
NFL TOTALS: 29 games, 8 starts
POSTSEASON TOTALS: 0 games, 0 starts
TRANSACTIONS: Originally drafted in the fourth round (121st overall) of the 2011 draft.

PRO: Third-year pro has ability to play both safety positions ... Has played in 29 games with eight starts since being selected in the fourth round of the 2011 draft ... Career totals include 84 tackles (51 solo), four passes defended and one tackle for loss ... Added 16 special teams tackles ... Started a career-high seven games in 2012 and registered 66 tackles and first career INT ... Saw action in 13 games as a rookie and had 10 special teams tackles ... Missed the final three games with a thumb injury ... First player drafted by the Jaguars from Wyoming ... Selected with pick obtained from New Orleans for Jaguars' 2010 5th-round pick ... Three-year starter at Wyoming including last 37 games at free safety ... Ranked fourth in school history with 373 tackles and led his team in final two seasons ... Was state champion in long jump, 110 hurdles and 100 meter dash in high school ...

2012: Appeared in a career-high 16 games with seven starts ... Totaled a career-best 66 tackles (44 solo) along with four passes defended, one tackle for loss and six special teams tackles ... Tied for the team-lead with three special teams tackles in the season-opener on **9/9 at MIN** ... Had two special teams tackles on **9/23 at IND** and played 15 snaps at safety ... Saw extensive action at safety on **10/7 vs. CHI** and had one tackle ... Did not miss a snap at safety on **10/21 at OAK** and tallied five tackles and one pass defended ... Started at FS on **10/28 at GB** and made four solo tackles ... Posted seven tackles in start on **11/8 vs. IND** and 10 tackles on **11/18 at HOU** ... Registered a season-high 11 tackles on **12/23 vs. NE** and intercepted Tom Brady on the opening series and returned it four yards. Marked his first career INT ... Concluded season on **12/30 at TEN** with five tackles and one tackle for loss ...

2011: Appeared in 13 games as a rookie and made one start at safety ... Posted 19 tackles (seven solo) and had 10 special teams tackles ... Made NFL debut on **9/11 vs. TEN** ... Recorded two tackles on **9/25 at CAR**, **10/2 vs. NO** and **10/16 at PIT** ... Had two special teams tackles on **11/13 at IND** and one tackle on defense ... Led team with a career-high three special teams tackles on **11/27 vs. HOU** ... Saw extensive action at safety on **12/5 vs. SD** after Dwight Lowery left with an injury and recorded three tackles ... Earned first career start on **12/11 at TB** and finished with four solo tackles. Injured his thumb and was placed on injured reserve on Dec. 12.

COLLEGE: Three-year starter ... Career totals include 373 tackles (197 solo), 21 passes defended and five INTs ... Played in the Texas vs. Nation All-Star Game ... Ranked fourth in school history in tackles ... Led team in tackles his final two seasons ... Two-time All-Mountain West Conference (MWC) selection ... Second team All-MWC selection as a senior ... Team captain ... Led team for the second consecutive season in tackles, finishing with 108 (66 solo) ... Ranked third in conference in tackles ... Added two INTs, two forced fumbles and five passes defended ... Received Coach Paul Roach Team MVP Award, named after former Wyoming head football coach and athletic director ... Was one of two players to be honored by the Wyoming chapter of the National Football Foundation as its UW Scholar-Athletes ... One of 121 semifinalists for The William V. Campbell Trophy, previously named the

Draddy Trophy, for college football's top scholar athlete ... Started all 13 games as a junior ... Second-team All-MWC selection and earned Academic All-Conference honors ... Totaled team-high 140 tackles (71 solo), 3.5 tackles for loss, six passes defended, two forced fumbles and one fumble recovery ... Had double-digit tackles in eight consecutive games to close out the season ... Started all 12 games in first season as a starter as a sophomore ... Finished with 88 tackles and three INTs ... Honorable-mention All-MWC selection ... Academic All-Conference honoree ... Led team with 12 passes defended which ranked fourth in the conference ... Tied for team lead in INTs ... Played in all 12 games as a redshirt freshman ... Credited with 37 tackles and one pass defended ... Graduated in May, 2010 with a degree in business administration.

PERSONAL: Resides in Buffalo, Wyo. ... Attended Buffalo High School in Wyoming where he starred at QB and at returner ... Led school to back-to-back Wyoming 4-A state titles ... Named Offensive Player of the Year in state of Wyoming by the Casper Star-Tribune following his senior year ... Was two-time all-state selection ... Excelled in basketball and helped team post a 23-2 record as a senior ... Earned All-State honors in his final two seasons ... Also lettered in track and field where he won the state championship in the long jump as a junior and captured three individual state championships in the long jump, 110 hurdles and 100 meter dash as a senior ... Set school records in the long jump, 110 hurdles, 300 hurdles and 4x400 relay ... Achieved a perfect 4.00 GPA in high school ... Was one of only five former high school football student-athletes in the nation to be named National Football Foundation (NFF) National High School Scholar-Athlete. More than 2,500 are honored annually by the 120 NFF chapters across the country and only five receive the award ... Trained in Orlando with Tom Shaw prior to the NFL Draft ... Father, Paul, was high school basketball coach for 30 years and also coached track ... Full name: Chris Prosinski.

PROSINSKI REGULAR SEASON STATISTICS

TACKLES	GP/GS	TKL	SOLO	ASST	ST	SACKS	FF	FR	PD	INT	TFL
2011 Jacksonville	13/1	18	7	11	10	0.0	0	0	0	0	0
2012 Jacksonville	16/7	66	44	22	6	0.0	0	0	4	1	1
NFL Totals: 2 years	29/8	84	51	33	16	0.0	0	0	4	1	1

65

WILL RACKLEY

GUARD / CENTER
6-3 310 LBS.
LEHIGH
BORN OCTOBER 11, 1989
RIVERDALE, GEORGIA
ACQ. 3RD ROUND OF 2011 DRAFT (76TH)
EXP: 3RD YEAR



GAMES PLAYED/STARTED: 2011 (15/14), 2012 (IR)
NFL TOTALS: 15 games, 14 starts
POSTSEASON TOTALS: 0 games, 0 starts
TRANSACTIONS: Originally drafted in the third round (76th overall) of the 2011 draft.

PRO: Third-year pro returns after missing all of 2012 season ... 2011 third-round pick started 14 games at LG as a rookie ... Missed the entire 2012 season after suffering an ankle injury in the preseason ... First player drafted by the Jaguars from a Patriot League school ... Highest drafted Lehigh player since 1974 and the first player to be drafted since 1995 ... Selected with pick obtained from San Francisco for 3rd and 6th-round picks (80, 182) ... Four-year starter at Lehigh ... Starred in East-West Shrine Game ... Began collegiate career at guard before making move to tackle ...

2012: Was placed on injured reserve on Aug. 31 with an ankle injury suffered in the preseason ...

2011: Started 14 of 15 games as a rookie at LG ... Joined QB Blaine Gabbert (14 starts) as only rookies among Jaguars to make at least 14 starts ... Paved the way for NFL rushing leader Maurice Jones-Drew who set a single-season franchise record with 1,606 rushing yards ... Part of an offensive line that helped club produce 14 100-yard rushing games ... Started at LG in NFL debut on **9/11 vs. TEN** as team finished with season-high 163 rushing yards ... Dressed but did not play on **9/25 at CAR** and saw action as a reserve on **10/9 vs. CIN** ... Helped Jones-Drew rush for a season-high 169 yards on **1/1 vs. IND**.

COLLEGE: Four-year starter ... Three-time All-Patriot League selection ... Began career as a guard before making move to tackle for final three seasons ... Started 45 of 46 games and ended career with 40 straight starts with 35 at LT and 10 at RG ... Finished career with 85.2 percent grade for blocking



VETERANS



consistency, 300 knockdowns and 35 touchdown-resulting blocks ... Started all 13 games at LT as a senior and led team to Patriot League Championship ... Served as team captain ... First-team All-America selection by The NFL Draft Report, College Sporting News and Associated Press ... Was first Lehigh player to receive consensus All-America honors since 2004 ... Earned first-team All-Patriot League for third consecutive season ... Registered 88 knockdowns and 12 touchdown-resulting blocks ... Part of OL that allowed only 14 sacks, the second-fewest in league and 16th in nation ... Started all 11 games at LT as junior ... Third-team AP All-America selection ... First-team All-Patriot League choice ... Member of Patriot League Academic Honor Roll ... Had 81 knockdowns with nine touchdown-resulting blocks ... Moved to LT as a sophomore and started all 11 games ... Entered camp at 295 pounds and bulked up after move from G to OT ... First-team All-Patriot League selection ... Registered eight touchdown-resulting blocks and 79 knockdowns ... Started 11 games at RG as a true freshman ... Was first true freshman to start in 20 seasons at school ... Played at 270 pounds ... Graduated in May with a degree in product design.

PERSONAL: Single ... Resides in Jacksonville, Fla. ... Grew up in Fayetteville, North Carolina where he played RB as a child ... Attended Riverdale (Ga.) ... High School ... Played under head coach Nick Davis ... Was first-team All-Area offensive lineman and second-team All-Area defensive tackle ... Served as team captain ... Tulane was only school to offer college scholarship. Spent time at IMG Academies in Florida working out prior to NFL Scouting Combine ... Born in Athens, Greece ... Father was in military ... Twitter handle is @WillRackley ... Full name: William Rackley III.

87

ALLEN REISNER

TIGHT END
6-3 225 LBS.
IOWA
BORN SEPTEMBER 29, 1988
MARION, IOWA
ACQ. WAIVERS (MINNESOTA) 2012
EXP: 2ND YEAR



GAMES PLAYED/STARTED: 2011 (6/0), 2012 (4/0)
NFL TOTALS: 10 games, 0 starts
POSTSEASON TOTALS: 0 games, 0 starts
TRANSACTIONS: Signed by Minnesota as an undrafted rookie on 7/27/11 ... Waived on 9/4/11 ... Signed by Minnesota to practice squad on 9/5/11 ... Waived on 12/26/11 ... Signed by Minnesota to practice squad on 12/28/11 ... Waived on 9/27/12 ... Signed by Minnesota to practice squad on 9/29/12 ... Activated to 53-man roster on 11/3/12 ... Waived on 12/22/12 ... Claimed off waivers by Jacksonville on 12/24/12.

PRO: Second-year TE has played in 10 career games ... Spent the majority of last two seasons on Minnesota's active roster and practice squad ... Saw action in 10 games and recorded two receptions for 18 yards ... Was claimed off waivers by the Jaguars on Dec. 24, 2012 and was inactive for the season-finale ... Four-year letterman at Iowa ...

2012: Appeared in four games with Minnesota ... Also spent time on the Vikings practice squad ... Saw action in season-opener on **9/9 vs. JAX** ... Had one catch for 13 yards on **11/4 at SEA** ... Claimed off waivers by Jacksonville on Dec. 24 ... Was inactive on **12/30 at TEN** ...

2011: Played in six games as a rookie including the first four games ... Also spent time on the club's practice squad ... Joined LB Larry Dean as the only rookie free agents to play in the season-opener on **9/11 at SD** ... Had first career reception on **11/27 at ATL**.

COLLEGE: Four-year letterman ... Finished career with 69 receptions for 834 yards and four TDs ... Started all 13 games as a senior and finished with 42 receptions for 460 yards and two TDs ... Earned second-team All-Big 10 honors ... Named one of eight finalists for John Mackey Award as top collegiate TE ... Saw action in 13 games a junior with three starts ... Collected 14 receptions for 143 yards and one TD ... Recorded 11 catches for 200 yards (18.2 avg.) and one TD as a sophomore ... Was one of 11 true freshman to see action in 2007 for the Hawkeyes ... Majored in interdepartmental studies.

PERSONAL: Attended Marion High School in Marion, Iowa ... Set school record for career TDs (15) and also played on DL ... Had 684 yards and 12 TDs as a senior ... Named first-team all-state by the Des Moines Register following senior season ... Full name: Allen Reisner.

22

KEVIN RUTLAND

CORNERBACK
6-0 193 LBS.
MISSOURI
BORN APRIL 2, 1988
HOUSTON, TEXAS
ACQ. ROOKIE FREE AGENT 2011
EXP: 3RD YEAR



GAMES PLAYED/STARTED: 2011 (14/4), 2012 (13/0)
NFL TOTALS: 27 games, 4 starts
POSTSEASON TOTALS: 0 games, 0 starts
TRANSACTIONS: Originally signed as an undrafted rookie by Jacksonville on 7/27/11 ... Waived on 10/15/12 ... Signed by Jacksonville as a free agent on 10/26/12.

PRO: Third-year pro has played in 27 games with four starts since signing as a rookie free agent in 2011 ... Career totals include 28 tackles (14 solo), one INT and nine special teams tackles ... One of three undrafted rookies (Cameron Bradfield, Jamar Newsome) to make the opening day roster in 2011 ... Finished with 18 tackles and one INT ... Four-year letterman at Missouri and teammate of Jaguars QB Blaine Gabbert ...

2012: Appeared in 13 games and totaled 10 tackles (four solo) and one pass defended ... Added four special teams tackles ... Saw action at CB in season-opener on **9/9 at MIN** and posted three tackles ... Was inactive on **9/30 vs. CIN** and **10/7 vs. CHI** ... Waived on Oct. 25 and re-signed on Oct. 26 ... Played 27 snaps at CB on **11/25 vs. TEN** and saw action for season-high 48 snaps on **12/2 at BUF** and posted seven tackles ... Had two special teams tackles on **12/16 at MIA** ...

2011: Played in 14 games with four starts at CB as a rookie ... Finished with 18 tackles (10 solo), one INT and four passes defended ... Added five special teams tackles ... **9/18 at NYJ:** Made NFL debut at CB and on special teams ... **10/9 vs. CIN:** Saw action in nickel defense for 17 snaps after CB Drew Coleman left with a head injury ... Recorded one special teams tackle ... **12/5 vs. SD:** Earned first career start and played 50 snaps. Talled a career-high six tackles and two passes defended ... **12/11 vs. TB:** Started at CB and recorded his first career INT off QB Josh Johnson in the fourth quarter, returning it 12 yards ... **12/15 at ATL:** Had one solo tackle and one pass defended in start ... **12/24 at TEN:** Dressed but did not play after suffering an injury during pregame warmups ... **1/1 vs. IND:** Started at CB and did not miss a snap. Totaled a career-high nine tackles (seven solo) ...

COLLEGE: Four-year letterman and two-year starter at CB, playing 54 games with 26 starts ... Led team with three INTs as a senior and earned All-Big 12 honorable mention honors ... Totaled 44 tackles (34 solo), four sacks, seven passes defended and one QB hit ... Started all 13 games as a junior and totaled a career-high 47 tackles and team-high two INTs ... Added one forced fumble and one fumble recovery ... Recovered a fumble in the Texas Bowl against Navy ... Appeared in all 14 games as a sophomore at CB ... Totaled 25 tackles, five passes defended and one INT ... Played in 14 games as a redshirt freshman, mainly on special teams.

PERSONAL: Single ... Resides in Houston, Texas ... Attended North Shore High (Texas) ... Played several positions including DB, WR and QB ... Led team to an undefeated regular season as a senior ... Played QB as a junior and was named team's most valuable player ... Also lettered in basketball and track, and was part of district champion 4 x200 relay team ... Heavily recruited out of high school ... Twitter handle is @K_Rutland22 ... Full name: Kevin Rutland.

RUTLAND REGULAR SEASON STATISTICS

TACKLES	GP/GS	TKL SOLO	ASST	ST	SACKS	FF	FR	PD	TFL
2011 Jacksonville	14/4	18	10	8	5	0.0	0	0	4
2012 Jacksonville	13/0	10	4	6	4	0.0	0	0	1
NFL Totals: 2 yrs.	27/4	28	14	14	9	0.0	0	0	5

INTERCEPTIONS	GP/GS	NO	YDS	AVG	LG	TD
2011 Jacksonville	14/4	1	12	12.0	12	0
2012 Jacksonville	13/0	0	0	0.0	0	0
NFL Totals: 2 yrs.	27/4	1	12	12.0	12	0

10

JOSH SCOBEE

KICKER

6-1 210 LBS.

LOUISIANA TECH

BORN JUNE 23, 1982

LONGVIEW, TEXAS

ACQ. 5TH ROUND OF 2004 DRAFT (137TH)

EXP: 10TH YEAR



GAMES PLAYED/STARTED: 2004 (16/0), 2005 (16/0, 1/0), 2006 (16/0), 2007 (8/0, 2/0), 2008 (16/0), 2009 (16/0), 2010 (16/0), 2011 (16/0), 2012 (16/0)
NFL TOTALS: 136 games, 0 starts
POSTSEASON TOTALS: 3 games, 0 starts
TRANSACTIONS: Originally drafted in the fifth round (137th overall) of the 2004 draft.

PRO: Is in 10th season with the Jaguars, tied for the fourth-longest tenure in team history ... Has served as team's placekicker since being drafted in the fifth round of the 2004 draft ... Ranks sixth in team history with 136 games played ... Has connected on 192 of 240 field goals (80.0 pct.) and 272 of 276 extra points for 848 points ... Owns franchise career records for field goals and points and tied with Mike Hollis for the franchise record for consecutive made field goals with 20 ... Connected on a career-high 92.0 percent of his field goals (23 of 25) in 2011, the second-highest percentage in team history ... Had streak of 61 consecutive games with a score snapped in 2009, the second-longest streak in team history ... Has converted 19 of 31 field goals (61.3 pct.) from 50-plus yards, the most in team history ... Owns the record for the four longest field goals in team history including a franchise-record 59-yard game-winning field goal on Nov. 3, 2010 vs. Indianapolis ... Connected on a 55-yard field goal and two 54-yard field goals in 2011 ... Tied an NFL record with three field goals of 50-plus yards (54, 54, 51) on Oct. 24, 2011 vs. Baltimore ... Has connected on seven game-winning field goals ... Has led the team in scoring eight of nine seasons and joins Mike Hollis and Fred Taylor as only three players in Jaguars history to score 100 points in a season ... Set career-high with five field goals on Nov. 25, 2007 against Buffalo along with a career-high 18 points, and matched both numbers Oct. 10, 2010 at Buffalo ... Set franchise record with a field goal in 15 consecutive games from 2010-11 ... Scored 119 points in 2006, the third-highest single-season total in franchise history, on 26 field goals and 41 extra points ... Has been named AFC Special Teams Player of the Week six times in eight seasons ... Was the second placekicker taken in the 2004 draft after Nate Kaeding in the third round ...

2012: Appeared in all 16 games and scored a team-high 93 points for the second consecutive season ... Opened the season with 14 consecutive field goals made and finished 25 of 28 (89.3 pct.), the second-highest percentage of his career and third-highest in team history ... Was 6 of 7 from 40-plus yards ... Added 26 touchbacks on 66 kickoffs and two special teams tackles ... **9/9 at MIN:** Connected on three field goals (19, 26, 47). Had extra point in second quarter blocked. The blocked try ended a streak of 82 consecutive extra points made, dating back to 11/8/09. The streak was the second-longest in franchise history (220, Mike Hollis, 10/22/95 - 12/9/01) ... **9/16 vs. HOU:** Became Jaguars career scoring leader with a third quarter extra point (765 points), surpassing Mike Hollis (764 points, 1995-2001) ... **9/23 at IND:** Converted all three field goal attempts (44, 47, 26), extending his consecutive field goals made streak to 12. Marked 14th game in his career with at least two field goals of 40-plus yards ... **9/30 vs. CIN:** Was good from 21 yards in the third quarter ... **10/7 vs. CHI:** Connected on a 31-yard field goal in the second quarter ... **10/21 at OAK:** Set franchise career record for field goals after hitting on all three field goal attempts (50, 40, 45) and extended his consecutive made field goals streak to a career-high 17. Executed a successful second quarter onside kick. Made one special teams tackle ... **10/28 at GB:** Was 3 of 3 on field goals (38, 22, 32) and extended his consecutive made field goals streak to 20, tying Mike Hollis' franchise record ... **11/4 vs. DET:** Did not attempt a field goal or an extra point. Recorded two touchbacks on kickoffs ... **11/8 vs. IND:** Misfired on a 44-yard field goal attempt in the first quarter, snapping a streak of 20 consecutive field goals made. Was good from 40 yards in the second quarter ... **11/18 at HOU:** Was successful on all three field goal attempts (43, 40, 33) and finished with 13 points ... Was good from 41 yards on **11/25 vs. TEN** and from 36 yards on **12/2 at BUF** ... **12/9 vs. NYJ:** Connected on a 31-yard field goal and missed a 55-yard attempt, both in the second quarter. All three kickoffs resulted in touchbacks ... **12/16 at MIA:** Was good on a 37-yard field goal in the first quarter ... **12/23 vs. NE:** Hit on three of four field goal attempts, converting from 41, 35 and 42 yards. Missed a 43-yard field goal in the first quarter. Recorded four touchbacks on kickoffs ... **12/30 at TEN:** Did not attempt a field goal and connected on two extra points ...

RECORD BREAKING SEASON IN 2012

Josh Scobee set franchise records for most career field goals and points in 2012 and tied Mike Hollis for the franchise record for consecutive field goals made with 20. Scobee opened the 2012 season with 14 consecutive field goals made and finished 25 of 28.

MOST CAREER FIELD GOALS IN JAGUARS HISTORY

RK	PLAYER, YEARS	FGs
1.	Josh Scobee, 2004-12	192 (240 attempts)
2.	Mike Hollis, 1995-2001	175 (217 attempts)

MOST POINTS IN JAGUARS HISTORY

RK	PLAYER, YEARS	POINTS
1.	Josh Scobee, 2004-12	848
2.	Mike Hollis, 1995-2001	764
3.	Fred Taylor, 1998-2008	424

2011: Played in all 16 games for the fourth consecutive season and led team with 93 points ... Connected on 23 of 25 field goals (92.0 pct.), his most field goals made since 2006 ... His 92.0 percent field goal percentage was a career-high and the second-highest percentage in team history ... Ranked first in the AFC and third in the NFL for field goal percentage ... Tied his career-best by making his first 15 field goal attempts to start the season, equaling the third-best streak in team history ... Of his 23 field goals, 12 were from 40-plus yards including five of six from 50-plus yards (55, 53, 54, 54, 51) ... The five field goals of 50-plus yards were the most in team history and tied for the sixth-most in the NFL ... Set a single-season franchise record with 39 touchbacks on 62 kickoffs (62.9 pct.) and 58 of his 62 kickoffs (93.5 pct.) reached the end zone ... His 62.9 touchback percentage ranked fifth in the NFL and the 93.5 percent of kickoffs to the end zone was second-highest ... One of only 14 players to play in all 16 games ... **9/11 vs. TEN:** Was successful on all three field goal attempts (48, 21, 45) and had a career-high five touchbacks ... **9/18 at NYJ:** Scored the club's only points with a 55-yard field goal in the first quarter, the second-longest field goal in franchise history and the longest in the two-year history of MetLife Stadium ... **9/25 at CAR:** Connected on a 53-yard field goal in the second quarter ... **10/9 vs. CIN:** Hit on both of his field goal attempts (19, 20) and two extra points ... **10/16 at PIT:** Was two of two on field goals (46, 45), setting a franchise record by hitting a field goal in his 14th consecutive game ... **10/24 vs. BAL:** Connected on all four field goal attempts (54, 54, 22, 51) and scored all 12 of the club's points on Monday Night Football. Tied an NFL record with three field goals of 50-plus yards. Connected from 54 yards twice in the first half and was good from 51 yards in the fourth quarter. Named AFC Special Teams Player of the Week for his performance ... **10/30 at HOU:** Did not attempt a field goal, ending his franchise record at 15 consecutive games with a made field goal ... **11/13 at IND:** Made one of two field goal attempts, connecting from 44 yards in the second quarter and was wide right from 45 yards in the second quarter. Tied career-high with 15 consecutive made field goals and surpassed Mike Hollis (239) for most extra points in team history ... **11/27 vs. HOU:** Converted two of three field goals (21, 35) and only extra point attempt. Missed a 55-yard field goal in the second quarter, his only miss from 50-plus yards for the season. Added one special teams tackle ... Did not attempt a field goal on **12/15 at ATL** for the third consecutive game ... **12/24 at TEN:** Hit a 39-yard field goal at the end of the first half and made both extra point attempts ... **1/1 vs. IND:** Concluded the season four of four on field goals (25, 32, 47, 39) ...

ON TARGET

Josh Scobee connected on 89.3 percent of his field goals (25 of 28) in 2012, the third-highest percentage in team history and second-highest of his career.

JAGUARS SINGLE-SEASON HIGHEST FIELD GOAL PERCENTAGE

RK	PLAYER, SEASON	PCT.	FGs
1.	Mike Hollis, 2000	92.3	24 of 26
2.	Josh Scobee, 2011	92.0	23 of 25
3.	Josh Scobee, 2012	89.3	25 of 28
4.	Mike Hollis, 1997	83.1	31 of 36
5.	Mike Hollis, 1996	83.3	30 of 36



2010: Led team with 107 points, tying second-most of career and most since 2005, with 22 field goals representing most in four years ... Converted first 14 field goal attempts of season for fourth-longest streak in team history ... First seven field goal attempts of season were all from 44+ yards ... Had just four games with multiple field goals but made at least one in all 15 games in which he had an attempt ... Kicked off 75 times and had 15 touchbacks ... Scored total of 23 points in first four games including 51-yarder **9/26 vs. PHI**, and capped that span with team-record 59-yard FG **10/3 vs. IND** on final play of game for 31-28 victory. The 59-yard FG was the third-longest game-ending FG in NFL history and tied for the eighth-longest FG in NFL history ... The next week scored season-high 18 points **10/10 at BUF**, making all five field goal tries and all three PATs in best game of season. Four of five FGs were from 40+ yards: 49, 49, 34, 40, 46 ... **11/14 vs. HOU:** Made 38-yard field goal for 14th consecutive to start season before missing next two ... Played in 100th game **12/5 at TEN** and missed two field goal tries for only second time in season with 49-yarder blocked ... Made four of last six field goal attempts over final four weeks of season ...

2009: Played in all 16 games for the fifth time in his career ... Connected on 18 of 28 field goals (64.3 pct.) and 30 of 31 extra points for 84 points ... Reached the end zone with 33 of 63 kickoffs with 17 touchbacks, the fourth-most in the AFC ... Was 11 of 12 on field goals from less than 40 yards and four of nine from 50-plus yards ... Ranked tied for fourth in the NFL with four 50-yard field goals and his nine attempts were the most in the NFL ... **9/13 at IND:** Connected on two of three field goal attempts as he fell short on franchise-record attempt of 63 yards at the end of the first half. Converted field goals of 24 and 46 yards ... **9/27 at HOU:** Connected on only FG attempt of 52. Added one special teams tackle ... **10/4 vs. TEN:** Finished with franchise-record five touchbacks and 13 points. Was three of four on field goals including a 50-yarder. Was wide left on 55-yard field goal attempt at the end of the first half. Six of his eight kickoffs reached the end zone ... **10/11 at SEA:** Did not attempt a field goal or extra point and had consecutive game scoring streak snapped at 61, the second-longest in franchise history ... **10/18 vs. STL:** Made 36-yard game-winning field goal in overtime. Was one of two on field goals, missing wide left from 58 yards at the end of first half ... **11/1 at TEN:** Finished one of two on extra points with his second attempt blocked ... **11/15 at NYJ:** Converted game-winning field goal from 21 yards ... **12/6 vs. HOU:** Connected on three of three field goals, hitting from 51, 46 and 24 yards ... **12/17 vs. IND:** Connected on a 50-yard field goal in the first quarter ... **1/3 at CLE:** Made 47-yard field goal ...

2008: Played in all 16 games and connected on 19 of 25 field goals (76.0 percent) and 33 of 33 extra points for a team-high 90 points ... Established career-high with four field goals from 50-plus yards ... Tied for sixth in the AFC and tied for 12th in the NFL with 10 touchbacks ... Kicked game-winning field goals in back-to-back games weeks three and four ... Had streak of 11 consecutive made field goals ... Part of special teams unit that led the NFL in opponents starting position after kickoffs (24.3 avg.) ... **9/14 vs. BUF:** Hit on all three field goals, connecting from 28, 50 and 39 yards. Converted an onside kick attempt in the third quarter ... **9/21 at IND:** Was three-for-three on field goals including a 51-yard game-winning kick with four seconds remaining in the game. Also connected from 26 and 21 yards. Had six kickoffs with two touchbacks. Became only the fourth player in team history to surpass 400 career points. Named AFC Special Teams Player of the Week for his performance ... **9/28 vs. HOU:** Connected on all three field goals including a 37-yard game-winning kick in overtime. Also hit from 46 and 40 yards ... **10/12 at DEN:** Converted on only FG attempt of 48 yards and recorded three touchbacks ... **10/26 vs. CLE:** Connected on one-of-two field goal attempts, tying a franchise-record with a 53-yarder. First attempt of 38 yards was blocked by Shaun Rogers, ending a streak of 11 consecutive made field goals. Suffered a wrist injury in the game and was forced to wear a cast the remainder of the season ... **11/2 at CIN:** Was successful on both field goal attempts, hitting from 52 and 26 yards ... **11/9 at DET:** Made 100th career field goal from 34 yards ... **11/23 vs. MIN:** Was one-of-three on field goals, connecting from 21 yards and missing wide left from 46 and 38 yards to mark only his third career game with two missed field goal attempts ...

2007: Played in only eight games after injuring right quadriceps in pregame warm-ups on opening day ... Connected on 12 of 13 field goals (92.3 percent) and 26 of 27 extra points for a team-leading 62 points ... Led the team in scoring for fourth straight season ... Missed eight games after playing in the season opener and ended a streak of 49 consecutive games played ... **9/9 vs. TEN:** Injured quadriceps in pre-game warmups. Connected on only FG attempt, hitting from 22 yards. Did not kickoff for first time in career. ... **9/16 vs. ATL:** Missed game and ended streak of 49 consecutive games played ... **11/18 vs. SD:** Returned to action after missing previous eight games with a quadriceps injury and played in 50th career game. Connected on only FG attempt of 48 yards ... **11/25 vs. BUF:** Connected on a career-high and tied team record with five of five field goals, hitting from 46, 33, 22, 23, 20. Had nine kickoffs with two touchbacks. Attempted 100th career field goal. ... **12/23 vs. OAK:** Did not attempt a field goal but connected on a team-record seven PATs ... **1/5 at PIT:** In AFC Wild Card Playoff game, connected on one of two field goals, missing from 46 yards and hitting from 25. Made game-winning field goal with less than a minute remaining in the fourth quarter. ... **1/12 at NE:** In AFC Divisional Playoff game, connected on both field goal attempts from 39 and 25 yards ...

2006: Played in all 16 games and connected on 81.3 percent (26 of 32) of field goals and hit on all 41 PATs ... Ranked third in the AFC and fifth in the NFL with a career-high 119 points ... Finished with career-high 21 touchbacks which ranked second in the NFL ... Was 14 of 19 from 40-plus yards and hit a NFL-best 14 field goals from 40-49 yards ... Selected to USA Today All-Joe Team which goes to players who have overachieved and are often overlooked ... **9/18 vs. PIT:** Connected on all three field goal attempts which accounted for all the Jaguars scoring ... **10/1 at WAS:** Was three-for-three on field goals with all three from 40-plus yards, marking first time in career with three 40-plus yard field goals in a game ... **11/20 vs. NYG:** Tied then career-high with four field goals and finished with a season-high 14 points ... **11/26 at BUF:** Was one of two on field goals, ending a streak of 15 consecutive field goals made ... **12/3 at MIA:** Tied season-long with a 48-yard field goal ... **12/10 vs. IND:** Tied season-high with 14 points as he finished three of four on field goals, five of five PATs and recorded four touchbacks on eight kickoffs ...

2005: Led the AFC and ranked second in the NFL with 20 touchbacks on 77 kickoffs (26.0 pct.) ... Led the team in scoring with 107 points after connecting on 23 of 30 field goals and 38 of 39 extra points ... Ranked 10th in the AFC in points ... Won AFC Special Teams Player of the Week twice ... **9/11 vs. SEA:** Tied career-high with four field goals on five attempts, surpassing the 100 point mark in only his 17th career game. Also had four touchbacks, the only NFL player in Week One with multiple touchbacks ... **10/9 vs. CIN:** Was three for three on field goals and two for two on extra points for 11 points, including a 53-yard field goal that matched the team record ... **12/11 vs. IND:** Had one onside kick that was recovered by Rashean Mathis ... **1/1 vs. TEN:** Was two for two on field goals and four of five on extra points, snapping streak of 59 straight made extra points ... **1/7 at NE:** Hit on one of two field goals in AFC Wild Card game ...

2004: Led team in scoring with 93 points after connecting on 24 of 31 field goals and 21 of 21 extra points ... Finished season tied for third in AFC touchbacks with 11 touchbacks on 58 kickoffs ... **10/24 at IND:** Collected a season-high 13 points on four of four field goals and one extra point including the game-winning 53-yard field goal with 38 seconds remaining in the game and was named AFC Special Teams Player of the Week ... **11/28 at MIN:** Registered 10 points on three of three field goals, and one extra point and placed four of five kickoffs in end zone for touchbacks ... **1/2 at OAK:** Scored seven points on two of two field goal attempts.

STREAK ENDS AT 20 STRAIGHT WITHOUT A MISS

Josh Scobee's streak of 20 consecutive made field goals dating back to 2011 was snapped on Nov. 8, 2012, against Indianapolis as he missed from 44 yards. The 20 straight made field goals was tied for the longest streak in team history. Here are the longest streaks of consecutive field goals made in team history.

MOST CONSECUTIVE FIELD GOALS IN FRANCHISE HISTORY

FGs	PLAYER (Streak)
20	Mike Hollis (11/1/98 through 9/19/99)
20	Josh Scobee (11/27/11 through 11/4/12)
16	Mike Hollis (10/12/97 through 11/30/97)
15	Josh Scobee (10/1/06 through 11/26/06)
15	Josh Scobee (9/11/11 through 11/13/11)
14	Josh Scobee (9/12/10 through 11/14/10)

Hot starts are becoming the norm for Scobee. Here's a look at his totals to start the season the last three years:

(2012) - Connected on his 14 field goal attempts to begin the season before misfiring from 44 yards vs. Indianapolis. Hit on 6 of 7 field goal attempts from 40-plus yards including a season-long 50-yarder at Oakland on Oct. 21.

(2011) - Connected on his first 15 field goal attempts before he was wide right on a 45-yard try in the second quarter on Nov. 13 at Indianapolis. The 15 straight field goals tied his career-best, equalling the third-best streak in team history. He was 9 of 10 on field goals in the preseason.

(2010) - Started the season 14 of 14 with nine of the field goals coming from 40-plus yards before he missed on Nov. 14 against Houston. He also made all nine field goal attempts in the preseason.

COLLEGE: One of the premier placekickers in the country ... Won the kicking job as a true freshman and went on to set school career records, connecting on 66 of 92 field goals and 145 of 153 extra point attempts for 343 points ... Ranked second in field goal attempts in Western Athletic Conference history ... First-team All-WAC choice as a senior and earned second-team honors as a junior and sophomore ... Majored in sociology.

PERSONAL: Married (Melissa) with son, Jacob ... Lives in Longview, Texas ... Attended Longview High ... Handled punting and placekicking chores, earning first-team All-District honors as a kicker and second-team All-East Texas accolades as a punter ... Converted 23 of 23 extra points and six of nine field goals as a senior ... Participates in school visits and celebrity golf tournaments ... Avid golfer ... Participated in the Laterra Links Celebrity Shootout at King and Bear in May of 2008 to benefit the St. Johns County Council on Aging ... Was celebrity guest at 2009 Child Cancer Fund Golf Tournament ... Participates in a variety of community outreach activities which includes time spent at Wolfson Children's Hospital and reading to elementary students ... Participated in the Sea Star's golf tournament to benefit the American Red Cross in 2010 at Deerwood Country Club ... Served as a marshal escort for all four of Tiger Woods' rounds at the 2009 Players Championship at TPC Sawgrass ... Attempted to qualify the last four years for U.S. Open through local qualifier ... Supports and attends team-sponsored events including Food Drive Kickoff, Draft Day Fan Fest Jaguars annual golf tournament, Jaguars Taste of the NFL dinner and the Jaguars Foundation Playbooks reading initiative ... Served as celebrity chef at the Salvation Army's Celebrity Chef's fundraiser in 2008 ... Made 26 community appearances on behalf of the Jaguars in 2010 ... Participated in the 2010 PGA Tour's Family Fun Night at TPC Sawgrass ... Partnered with Jeremy Cain and Adam Podlesh to distribute tickets throughout the 2010 season to local charities ... Made several appearances at Team Teal events ... Played in golf tournament in 2010 to benefit St. Vincent Hospital ... Participated in 2010 and 2011 Fishing for the Cure event to raise money for the David Garrard Foundation which benefits North Florida families impacted by breast cancer and Crohn's disease ... Played in 2010 Murray Bros. Caddyhack Golf Tournament ... Participated in 2010 Jacksonville Association of Firefighters charity softball game ... Served as celebrity waiter for Children's Miracle Network fundraiser at a local restaurant ... Participated both financially and in person at the 2010 Shop with a Jock event at Target where more than 50 children from the Bridge of Northeast Florida and the Mali Vai Washington Kids Foundation were treated to a shopping spree ... Supports First Tee of Jacksonville ... Participated in photo shoot to raise money for Boot Campaign, an organization that assists wounded returning combat military ... Twitter handle is @JoshScobee10 ... Full name: Joshua Taylor Scobee.

CONNECTING FROM DEEP

Josh Scobee has connected on 19 of 31 field goals (61.3 pct.) in his career from 50-plus yards and was one of two in 2012 (50, at Oakland, 10/21). He was five of six in 2011 (55, 53, 54, 54, 51). The 19 field goals of 50-plus yards are the most in team history.

SCOBEE'S 50-PLUS YARD FIELD GOALS

DATE	OPPONENT	FG	FINAL
10/24/04	at Indianapolis	53	W, 27-24
10/09/05	vs. Cincinnati	51	W, 23-20
10/09/05	vs. Cincinnati	53	W, 23-20
09/14/08	vs. Buffalo	50	L, 16-20
09/21/08	at Indianapolis	51	W, 23-21
10/26/08	vs. Cleveland	53	L, 17-23
11/02/08	at Cincinnati	52	L, 19-21
09/27/09	at Houston	52	W, 31-24
10/04/09	vs. Tennessee	50	W, 37-27
12/06/09	vs. Houston	51	W, 23-18
12/17/09	vs. Indianapolis	50	L, 31-35
09/26/10	vs. Philadelphia	51	L, 3-28
10/03/10	vs. Indianapolis	59	W, 31-28
09/18/11	at New York Jets	55	L, 3-32
09/25/11	at Carolina	53	L, 10-16
10/24/11	vs. Baltimore	54	W, 12-7
10/24/11	vs. Baltimore	54	W, 12-7
10/24/11	vs. Baltimore	51	W, 12-7
10/21/12	at Oakland	50	L, 23-26 (OT)

SCOBEE IN THE CLUTCH

Josh Scobee has seven career game-winning field goals including three against the division rival Colts. Scobee connected on a franchise-record 59-yard field goal as time expired to give the Jaguars a win over the Colts in week four of the 2010 season. The 59-yard field goal was the third-longest game-ending field goal in NFL history.

LONGEST GAME-ENDING FIELD GOALS IN NFL HISTORY

PLAYER	DATE	RESULT	FG
Tom Dempsey, N.O.	11/8/70 at Det.	W, 19-17	63
Matt Bryant, T.B.	10/22/06 vs. Phi.	W, 23-21	62
Josh Scobee, Jax.	10/3/10 vs. Ind.	W, 13-28	59

SCOBEE'S CAREER GAME-WINNING FIELD GOALS

DATE	OPPONENT	FG	TIME	FINAL
10/24/04	at Indianapolis	53	0:38	27-24
1/5/08	at Pittsburgh	25	0:37	31-29
9/21/08	at Indianapolis	51	0:04	23-21
9/28/08	vs. Houston	37	11:25 (OT)	30-27
10/18/09	vs. St. Louis	36	8:00 (OT)	23-20
11/15/09	at New York Jets	21	0:03	24-22
10/ 3/10	vs. Indianapolis	59	0:05	31-28

SCOBEE'S REGULAR SEASON STATISTICS

SCORING	GP	PAT	ATT	FG	FGA	PCT	LG	PTS
2004 Jacksonville	16	21	21	24	31	77.4	53	*93
2005 Jacksonville	16	38	39	23	30	76.7	53	*107
2006 Jacksonville	16	41	41	26	32	81.3	48	*119
2007 Jacksonville	8	26	27	12	13	92.3	48	*62
2008 Jacksonville	16	33	33	19	25	76.0	53	*90
2009 Jacksonville	16	30	31	18	28	64.3	52	84
2010 Jacksonville	16	41	41	22	28	78.6	@59	*107
2011 Jacksonville	16	24	24	23	25	92.0	55	*93
2012 Jacksonville	16	18	19	25	28	89.3	50	*93
NFL totals: 9 years	136	272	276	@192	@240	80.0	@59	@848

FG ACCURACY	1-19	20-29	30-39	40-49	50+	TOTAL	PCT
2004 Jacksonville	0/0	10/10	8/11	5/7	1/3	24/31	77.4
2005 Jacksonville	0/0	9/9	7/8	5/10	2/3	23/30	76.7
2006 Jacksonville	0/0	5/6	7/7	14/18	0/1	26/32	81.3
2007 Jacksonville	0/0	6/6	3/3	3/4	0/0	12/13	92.3
2008 Jacksonville	0/0	7/7	3/6	5/7	4/5	19/25	76.0
2009 Jacksonville	0/0	7/8	4/4	3/7	4/9	18/28	64.3
2010 Jacksonville	2/2	3/3	6/7	9/14	2/2	22/28	78.6
2011 Jacksonville	1/1	5/5	6/6	7/8	5/6	23/25	92.0
2012 Jacksonville	1/1	3/3	8/8	11/13	1/2	25/28	89.3
NFL totals: 9 years	4/4	56/58	51/59	62/88	19/31	192/240	80.0

* Team Leader @ Team Record

ADDITIONAL STATISTICS: Special teams tackles: three in 2004, two in 2005, four in 2006, six in 2008, three in 2009, one in 2010, two in 2011; 11 touchbacks on 62 kickoffs in 2004; 20 touchbacks on 78 kickoffs in 2005; 21 touchbacks on 83 kickoffs in 2006; 12 touchbacks on 46 kickoffs in 2007; 10 touchbacks on 63 kickoffs in 2008; 17 touchbacks on 63 kickoffs in 2009; 15 touchbacks on 76 kickoffs in 2010; 39 touchbacks on 64 kickoffs in 2011; Total 145 touchbacks on 535 kickoffs.

SCOBEE'S POSTSEASON STATISTICS

SCORING	GP/GS	PAT	ATT	FG	FGA	PCT	LG	PTS
2005 Jacksonville	1/0	0	0	1	2	50.0	36	3
2007 Jacksonville	2/0	6	6	3	4	75.0	39	15
NFL totals: 9 years	3/0	6	6	4	6	66.7	39	18



VETERANS



16

JORDAN SHIPLEY

WIDE RECEIVER

6-0 188 LBS.


TEXAS

BORN DECEMBER 23, 1985

BURNET, TEXAS

ACQ. FREE AGENT 2012

EXP: 4TH YEAR



GAMES PLAYED/STARTED: 2010 (15/4), 2011 (2/0, 0/0), 2012 (7/2)

NFL TOTALS: 24 games, 6 starts

JAGUARS TOTALS: 6 games, 2 starts

POSTSEASON TOTALS: 0 games, 0 starts

TRANSACTIONS: Originally drafted by Cincinnati in the third round (84th overall) of the 2010 draft ... Waived on 8/17/12 ... Claimed off waivers by Tampa Bay on 8/20/12 ... Waived on 8/31/12 ... Signed by Tampa Bay on 9/18/12 ... Waived on 9/25/12 ... Signed by Jacksonville as a free agent on 11/20/12.

PRO: Fourth-year pro has played in 23 career games with six starts ... Also spent time with Cincinnati and Tampa Bay ... Has 79 career receptions for 858 yards and four TDs, 85 punt returns for 6.5-yard avg. and six kickoff returns for 19.5-yard average ... Played in final six games for Jaguars in 2012 and made 23 catches for 244 yards ... Has seven career receptions of 25-plus yards ... Suffered season-ending knee injury in week two of 2011 season with Cincinnati ... Totaled 52 catches for 600 yards as a rookie ... Four-year letterman at Texas and left as the school's all-time leader in receptions (248) ...

2012: Appeared in six games with the Jaguars and made two starts ... Finished with 23 receptions for 244 yards and one TD ... Spent time with Cincinnati and Tampa Bay in the preseason ... Saw action in one regular season game for the Buccaneers, **9/23 at DAL**, and returned three punts ... Was waived on Sept. 25 ... Signed by Jacksonville on Nov. 20 and played in final six games ... Made Jaguars debut on **11/25 vs. TEN** and made a 24-yard reception and one returned punt for five yards ... Had three receptions for 19 yards on **12/2 at BUF** ... Totaled five catches for 55 yards on **12/9 vs. NYJ**, including a 28-yard grab in the fourth quarter ... Made first start of the season on **12/23 vs. NE** and had five catches for 82 yards including a 36-yard grab. Also returned four punts for 36 yards including a 15-yard return ... Concluded season with a start on **12/30 at TEN** and set career-high with seven receptions for 51 yards. Scored on a five-yard pass from Chad Henne in the first quarter. Returned six kickoffs for 117 yards and four punts for 25 yards ...

2011: Played in the first two games for Bengals before suffering a season-ending knee injury on **9/18 at DEN** ... Finished with four catches for 14 yards ...

2010: Played in 15 games as a rookie and made four starts ... Totaled 52 receptions for 600 yards and three TDs ... Became first Bengal to lead AFC rookies in receiving yards since 1994 (Darnay Scott) and his 52 catches made him first Bengal to win or share AFC rookie receptions lead since 1992 (Carl Pickens) ... Made NFL debut on **9/12 at NE** and had five receptions for 82 yards including a 51-yarder in traffic on a Hail Mary attempt just short of the goal line in second quarter ... Led team with five receptions for 42 yards on **9/19 vs. BAL** ... Suffered concussion in fourth quarter on **10/3 at CLE** ... Returned to action on **10/24 at ATL** and totaled career-high 131 yards on six receptions including a 64-yard TD ... Led team with five catches for 71 yards on **11/21 vs. BUF** ... Caught a key three-yard TD pass in the fourth quarter on **12/26 vs. SD** ...

COLLEGE: Four-year letterman (2006-09) at Texas, playing in all 53 games with 35 starts ... Set school's all-time receptions record (248), and ranks second in receiving yards (3,191) and touchdown receptions (33) ... Tied school record with three TDs on punt returns and also had a kickoff return for a TD ... Named first-team All-American by Associated Press and Sporting News as a senior ... Set school records as a senior with 116 receptions for 1,485 receiving yards ... Entered program in 2004, but did not play in '04 (due to knee injury) or '05 (due to hamstring injury) ... Earned degree in kinesiology in 2008, and was in graduate school while playing in 2009.

PERSONAL: Married (Sunny) ... Attended Rotan High School as a freshman, then transferred to Burnet High, and was coached by his father (Bob) at both schools ... Earned 2003 Parade All-America honors, and was named 2003 Class 3A state Player of the Year by Texas Football Magazine ... Brother, Jaxon, plays football at Texas ... Cousin, Braden Shipley, was a first-round pick of the Arizona Diamondbacks in 2013 ... Twitter handle is @Jordan_Shipley ... Full name: Jordan Shipley.

SHIPLEY REGULAR SEASON STATISTICS

RECEIVING	GP/GS	NO	YDS	AVG	LG	TD
2010 Cincinnati	15/4	52	600	11.5	64t	3
2011 Cincinnati	2/0	4	14	3.5	5	0
2012 Tampa Bay	1/0	0	0	0.0	0	0
Jacksonville	6/2	23	244	10.6	36	1
NFL Totals: 3 years	24/6	79	858	10.9	64t	4

PUNT RETURNS	NO	FC	YDS	AVG	LG	TD
2012 Tampa Bay	3	1	10	3.3	9	0
Jacksonville	10	1	75	7.5	15	0
NFL Totals: 3 years	13	2	85	6.5	15	0

KICK RETURNS	NO	YDS	AVG	LG	TD
2012 Jacksonville	6	117	19.5	24	0

TOUCHDOWNS IN JAGUARS HISTORY

Here's a breakdown of who scored the 660 touchdowns in the Jaguars' first 18 seasons (1995-2012):

76	RB Maurice Jones-Drew
70	RB Fred Taylor
69	WR Jimmy Smith
38	RB James Stewart
30	WR Keenan McCardell
21	TE Mercedes Lewis
20	RB Stacey Mack
18	WR Reggie Williams
17	QB David Garrard
15 (2)	WR Matt Jones , TE/WR Ernest Wilford
14 (2)	QB Mark Brunell, WR Mike Sims-Walker
13 (2)	TE Kyle Brady, FB/RB Greg Jones
12	RB Natrone Means
11 (2)	TE Damon Jones, TE Pete Mitchell
10	WR Willie Jackson
9 (2)	RB LaBrandon Toefield, TE George Wrihster
8 (2)	QB Byron Leftwich, WR Cecil Shorts III
7 (2)	RB Rashad Jennings, WR Mike Thomas
6	WR Dennis Northcutt
5 (2)	WR Justin Blackmon, WR Alvis Whitted,
4 (5)	CB Aaron Beasley, WR Troy Edwards, WR Jason Hill, TE Zach Miller, RB Montell Owens
3 (6)	WR Reggie Barlow, WR Ernest Givins, RB Elvis Joseph, CB Rashean Mathis, RB Alvin Pearman, WR Cedric Tillman
2 (13)	RB Vaughn Dunbar, RB Chris Fuamatu-Ma'afala, QB Quinn Gray, WR Cortez Hankton, WR Matthew Hatchette, S Chris Hudson, WR Patrick Johnson, WR Kevin Lockett, WR Andre Rison, WR Bobby Shaw, CB Mickey Washington, RB Derrick Wimmbush, WR Chastin West
1 (45)	RB David Allen, TE Richard Angulo, LB Akin Ayodele, RB Tavian Banks, S Ainsley Battles, DE Tony Brackens, WR John Broussard, TE Derek Brown, FB Ryan Christopherson, TE Colin Cloherty, DT Nate Collins, CB Jason Craft, WR Jarret Dillard, S Donovan Darius, FB Marc Edwards, CB Aaron Glenn, FB Ty Hallock, CB Mike Harris, QB Chad Henne, RB Chris Howard, WR Desmond Howard, WR Nate Hughes, LB Clint Ingram, RB Anthony Johnson, WR Kevin Johnson, QB Rob Johnson, TB Brian Jones, RB Randy Jordan, WR Jermaine Lewis, RB Frank Moreau, WR Kassim Osgood, LB Mike Peterson, TE Zach Potter, WR Jerry Porter, QB Jonathan Quinn, FB Daimon Shelton, WR Jordan Shipley, LB Daryl Smith, WR R. Jay Soward, KR Michael Spurlock, CB Scott Starks, RB Shyrone Stith, OT Guy Whimper, WR Troy Williamson, CB Ashton Youboty,

84

CECIL SHORTS III

WIDE RECEIVER
6-0 202 LBS.
MOUNT UNION
BORN DECEMBER 22, 1987
CLEVELAND, OHIO
ACQ. 4TH ROUND OF 2011 DRAFT (114TH)
EXP: 3RD YEAR



GAMES PLAYED/STARTED: 2011 (10/0), 2012 (14/9)
NFL TOTALS: 24 games, 9 starts
POSTSEASON TOTALS: 0 games, 0 starts
TRANSACTIONS: Originally drafted in the fourth round (114th overall) of the 2011 NFL Draft.

PRO: Third-year pro produced career-high numbers in 2012 ... Has played in 24 games with nine starts since being selected in the fourth round of the 2011 draft ... Career totals include 57 receptions for 1,009 yards (17.7 avg.) and eight TDs ... Limited to only two catches for 30 yards as a rookie before having breakout season in 2012, leading the team in receiving yards (979), TDs (7), 100 yard games (4) average per reception (17.8) and receptions of 20-plus yards (17) ... Ranked second with 55 receptions ... Set single-season franchise record and ranked second in the NFL in average per reception and tied for second in NFL with a franchise-record four catches of 50-plus yards including three for TDs... Tied for second in NFL with five receiving TDs of 20-plus yards and tied for ninth with 17 catches of 20-plus yards ... Missed two games in 2012 with a concussion and missed six games in 2011 with a hamstring injury ... Highest drafted player in school history and first player drafted by the Jaguars from a Division III school ... Three-time All-America selection ... Finished career with 78 career TDs along with 259 receptions for 4,705 yards ... Also competed on track team as a sprinter ...

2012: Started nine of 14 games ... Missed two games with a concussion and ended the season on injured reserve ... Led team in receiving yards (979), TDs (7), receptions of 20-plus yards (17), receptions of 50-plus yards (4), 100-yard games (4) and average per reception (17.8) ... Ranked second on club with 55 receptions ... His four 100 yard receiving games were most by a Jaguar WR since 2004 (Jimmy Smith, 4) ... Tied for second in NFL with five receiving TDs of 20-plus yards and tied for ninth with 17 catches of 20-plus yards ... Tied for second in the NFL with a franchise-record four receptions of 50-plus yards ... Three of his seven TDs were from 50-plus yards ... Finished with 519 more receiving yards than the club's 2011 leader (Mercedes Lewis, 460) ... Scored five of his seven TDs in road games and finished with 33 catches for 608 yards (18.4 avg.) ... Averaged 26.5-yards per reception in five division games with 14 catches for 371 yards and four TDs ... Ranked second on the team with 105 targets ... **9/9 at MIN:** Played only 13 snaps, but caught four passes for a then career-high 74 yards and a TD. The TD came with 20 seconds remaining in regulation, a 39-yard pass from Blaine Gabbert, moving Jacksonville ahead 21-20 ... **9/16 vs. HOU:** Saw action at WR but did not record a reception ... **9/23 at IND:** Lone reception was an 80-yard pass from Blaine Gabbert for the game-winning TD with 45 seconds remaining ... **9/30 vs. CIN:** Targeted five times and made one reception for eight yards ... **10/7 vs. CHI:** Made two receptions for 43 yards, including a 34-yard reception from Gabbert in the second quarter ... **10/21 at OAK:** Made first career start at WR and had four receptions for 79 yards and one TD. Scored on a 42-yard pass from Blaine Gabbert in the first quarter ... **10/28 at GB:** Registered a career-high eight receptions for 116 yards. Had a 35-yard reception in the second quarter and a 24-yard reception in the fourth quarter ... **11/4 vs. DET:** Posted three catches for 56 yards ... **11/8 vs. IND:** Registered second 100-yard receiving games with 105 yards on six receptions. Caught a 52-yard pass from Blaine Gabbert in the third quarter and hooked up with Chad Henne on a four-yard catch in the fourth quarter ... **11/18 at HOU:** Caught a 67-yard TD pass from Henne in the second quarter and finished with three catches for 81 yards ... **11/25 vs. TEN:** Scored on a 59-yard pass from Chad Henne in the third quarter and totaled 105 yards on four receptions ... **12/2 at BUF:** Led team with seven receptions for 77 yards and left game in the fourth quarter with a head injury ... **12/9 vs. NYJ:** Inactive (head) ... **12/16 at MIA:** Returned to action and produced six receptions for 101 yards ... **12/23 vs. NE:** Caught six passes for 54 yards before leaving the game in fourth quarter with a head injury ... Was placed on injured reserve (head) on Dec. 24 ...

2011: Saw action in 10 games as a rookie at WR and return specialist ... Finished with two receptions for 30 yards and one TD ... Recorded 20.5-yard average on four kickoff returns and 4.2-yard average on 12 punt returns ... Had eight receptions for 71 yards and a TD in the preseason ... Made NFL debut on **9/11 vs. TEN** and returned three punts for 31 yards with a long of 27 ... Had two punt returns on **9/18 at NYJ** and **9/25 at CAR** ... Was inactive for three straight games with a hamstring injury - **10/30 at HOU**, **11/13 at IND** and **11/20 at CLE** ... Recorded his first career reception on **11/27 vs. HOU**, a 25-yarder from Blaine Gabbert ... Scored his first career TD on a five-yard pass in the second quarter on **12/5 vs. SD**. Also had three

kickoff returns for 63 yards ... Injured his hamstring on **12/11 vs. TB** and missed the final three games ...

COLLEGE: Four-year letterman and three-time All-America selection, playing in 56 career games ... Set several Ohio Athletic Conference records and etched his name in NCAA Division III record books ... Finished career with 78 career touchdowns and 468 points scored, the second-most in conference history ... Accounted for 5,989 all-purpose yards (108.9 yards per game), the second-most in conference history ... Career totals included 259 receptions for 4,705 yards and 63 TDs ... His 63 career receiving TDs are most in school history and second in NCAA Division III history ... Set school and conference career marks for receptions and receiving yards ... Rushed for 492 yards on 75 carries with 12 TDs ... Added two punt returns for a TD and a kickoff return for a score ... Two-time Ohio Athletic Conference Ed Sherman Award Winner, given to the conference's top WR ... Was teammate for two seasons with Redskins WR Pierre Garcon and topped his old school record for career receiving yards (4,380) ... Played in 12 games at WR as a senior but also saw action at QB, KR, PR and DB ... Consensus All-America and unanimous first-team all-conference selection ... Led team with 70 receptions for 1,196 yards with 18 TDs ... Had 13 kickoff returns for 325 yards (25.0 avg.) including an 80-yard return for a score against Delaware ... Added 26 rushes for 113 yards with one TD rushing ... Played in all 15 games as a junior ... Team captain ... Consensus All-America selection by D3Football.com, AFCA and AP Little All-America ... Named D3Football.com National Offensive Player of the Year ... Set school and conference record with 100 receptions for 1,736 yards with 19 TDs ... Finished with 13 receptions for 297 yards with two TDs at Heidelberg including a 79-yard reception, the second-most receiving yards in school history ... Appeared in all 15 games as a sophomore and set league and conference record with 23 receiving TDs ... Finished with 77 receptions for 1,484 yards (19.3 avg.) ... Added 45 yards on three carries ... Returned 11 punts for 91 yards (8.3 avg.) and ranked second on team with 1,620 all-purpose yards ... Split time at QB and WR as a freshman, playing in 14 games ... Was 16 of 24 passing for 209 yards ... Added 12 receptions for 289 yards with three TDs and 12 rushes for 108 yards with two TDs ... Began season at QB but made move to WR ... Health and physical education major.

PERSONAL: Single with son, Cecil Shorts IV ... Attended Collinwood High School (Ohio) ... All-District and All-Conference selection at QB ... Played under his father, Cecil Shorts, Jr. ... Member of the Mount Union chapter of Fellowship of Christian Athletes ... Received All-America honors from U.S. Track & Field and Cross Country Coaches Association ... Won 2008 outdoor 400 hurdle title at the Malone Jack Hazen Open ... Won the 4x400 relay event at Zips Invitational ... Sister, Candice, runs cross country and plays basketball at John Carroll ... Twitter handle is @CecilShortsIII ... Full name: Cecil Shorts III.

CECIL SHORTS REGULAR SEASON STATISTICS

RECEIVING	GP/GS	NO	YDS	AVG	LG	TD
2011 Jacksonville	10/0	2	30	15.0	25	1
2012 Jacksonville	14/9	55	979	17.8	80t	7
NFL Totals: 2 years	24/9	57	1,009	17.7	80t	8

RETURNS	PUNT RETURNS						KICKOFF RETURNS				
	NO	FC	YDS	AVG	LG	TD	NO	YDS	AVG	LG	TD
2011 Jacksonville	12	6	50	4.2	27	0	4	82	20.5	23	0

HITTING THE CENTURY MARK

Cecil Shorts led the Jaguars with a career-high four 100-yard receiving games, tied for the seventh-most in team history and most since 2004.

JAGUARS SINGLE-SEASON MOST 100-YARD RECEIVING GAMES

RK	PLAYER, YEAR	100-YARD RECEIVING GAMES
1.	Jimmy Smith, 1999	9
2.	Jimmy Smith, 1997	6
	Jimmy Smith, 2001	6
4.	Jimmy Smith, 1998	5
	Jimmy Smith, 2000	5
	Keenan McCardell, 2000	5
7.	Jimmy Smith, 2004	4
	Keenan McCardell, 1997	4
	Jimmy Smith, 1996	4
	Cecil Shorts, 2012	4



VETERANS



95

D'ANTHONY SMITH

DEFENSIVE TACKLE

6-2 300 LBS.


LOUISIANA TECH

BORN JUNE 9, 1988

PICKERING, LOUISIANA

ACQ. 3RD ROUND OF 2010 DRAFT (74TH)

EXP: 4TH YEAR



GAMES PLAYED/STARTED: 2010 (IR), 2011 (IR), 2012 (8/0)

NFL TOTALS: 8 games, 0 starts

POSTSEASON TOTALS: 0 games, 0 starts

TRANSACTIONS: Originally drafted in the third round (74th overall) of the 2010 draft.

PRO: Former third-round draft pick has been hampered by injuries in first three seasons ... Saw first career action in 2012 and played in eight games ... Was placed on injured reserve (head) on Nov. 28 ... Missed his first two seasons with injuries ... Suffered an Achilles injury as a rookie in training camp and missed the 2011 season with a toe injury ... Two-time first-team All-Western Athletic Conference (WAC) selection ... Played in the Senior Bowl alongside Jaguars 2010 first-round pick Tyson Alualu ... Third player in Louisiana Tech history to be drafted by the Jaguars, joining Josh Scobee (2004) and Joe Chustz (2000) ...

2012: Saw first NFL action, playing in eight games ... Was inactive for three games and ended season on injured reserve with a head injury ... Totaled 12 tackles (10 solo), one tackle for loss and one QB pressure ... Made NFL debut on **9/9 at MIN** and made three solo tackles and one tackle for loss ... Added one tackle on **9/16 vs. HOU** and **9/23 at IND** ... Had two solo tackles on **9/30 vs. CIN** ... Posted a season-high three stops on **10/21 at OAK** ... Was inactive on **11/18 at HOU** and **11/25 vs. TEN** before he was placed on injured reserve (head) on Nov. 28 ...

2011: Was placed on injured reserve on Sept. 3 after suffering a toe injury during the preseason ...

2010: Suffered an Achilles injury early in training camp (Aug. 2) and was placed on injured reserve Aug 31.

COLLEGE: Two-time first-team All-Western Athletic Conference (WAC) selection ... Started 44 of 49 games including 31 consecutive games ... Finished career with 23.5 tackles for loss and 12.5 sacks ... Made 197 tackles ... Began his career as a TE before making move to DL ... Started all 12 games at RDT as a senior and was an All-WAC first-team selection ... Finished with 51 tackles along with 3.5 sacks, 5.5 tackles for loss, five QB pressures and one fumble recovery ... Made 13 starts at DT as a junior ... Earned All-WAC first-team and was first-team All-Louisiana by Louisiana Sportswriters Association ... Led team with five sacks and eight tackles for loss ... Ranked third on the team with career-high 65 tackles while adding three passes defended and three QB pressures ... Started 11 games at RDT as a sophomore, missing one game with an injury ... Totaled 43 tackles, 3.5 sacks and 6.5 tackles for loss ... Added one forced fumble ... Appeared in all 13 games with eight starts as a true freshman ... Saw action at both DE and DT ... Registered 38 tackles and 3.5 tackles for loss ... Graduated in three and half years with a bachelor's degree in psychology while boasting a 3.0 grade point average.

PERSONAL: Single ... Resides in Pickering, Louisiana ... Attended Pickering (La.) High School ... Four-year starter at DL and TE ... Three-time all-district selection ... Led school to District 5-2A title as a senior, finishing with 80 tackles, five tackles for loss and three sacks ... Three-time selection to All-West Central Louisiana team ... As a junior, named District 5-2A Defensive Player of the Year ... Also played basketball for four seasons and lettered on the track and field team ... Competed in shot put and was district champion for four straight years ... Won the Louisiana Class 2A state title in the shot put as a junior and senior ... Comes from military family and was born in Berlin, Germany ... Supports and attends team sponsored events ... Visited Ronald McDonald House to sign autographs in October 2010 ... Participated both financially and in person at the 2010 Shop with a Jock event at Target where more than 50 children from the Bridge of Northeast Florida and the Mali Vai Washington Kids Foundation were treated to a shopping spree ... Son of Lidia and Anthony Smith ... Full name: D'Anthony Tremaine Smith.

67

JASON SPITZ

GUARD/CENTER

6-3 298 LBS.


LOUISVILLE

BORN DECEMBER 19, 1982

JACKSONVILLE, FLORIDA

ACQ. UNRESTRICTED FREE AGENT (GREEN BAY) 2011

EXP: 8TH YEAR



GAMES PLAYED/STARTED: 2006 (14/13), 2007 (14/12, 2/2), 2008 (16/16), 2009 (5/4), 2010 (16/0, 4/0), 2011 (10/0), 2012 (IR)

NFL TOTALS: 75 games, 45 starts

JAGUARS TOTALS: 10 games, 0 starts

POSTSEASON TOTALS: 6 games, 2 starts

TRANSACTIONS: Originally drafted by Green Bay in the third round (75th overall) of the 2006 draft ... Signed by Jacksonville as an unrestricted free agent on 7/29/11.

PRO: Eighth-year offensive lineman has ability to play both guard and center ... Has played in 75 games with 45 starts (18 at RG, 8 at C, 19 at LG) ... Joined Jaguars in 2011 as an unrestricted free agent ... Missed the entire 2012 season after injuring his foot in the preseason ... Spent five seasons with Green Bay ... Originally selected in the third round of the 2006 draft by the Packers ... Played in six postseason games with two starts ... Member of Super Bowl champions in 2010 ... Started a career-high 16 games at three different positions in 2008 (11 at RG, 3 at C, 2 at LG) ... Four-year starter at Louisville and earned all-conference honors his final three seasons ... Native of Jacksonville and played at The Bolles School ...

2012: Was placed on injured reserve on Aug. 27 with a foot injury suffered in the preseason ...

2011: Played in 10 games in his first season with the Jaguars, mainly on special teams ... Was inactive for six games with a quad injury ... Saw action in two-TE formation on **12/24 at TEN** ...

2010: Saw action in all 16 games and all four postseason games ... Saw action mainly on special teams ... Saw limited time at LG on **10/31 at NYJ** and **12/12 at DET** ... Inserted in the fourth quarter at C on **11/7 vs. DAL** ... Played in all four postseason games including Super XLV win ...

2009: Appeared in five games with four starts (2 at C, 2 at LG) ... Won starting C position in training camp but was placed on injured reserve on Nov. 7 with a back injury ... Started at C on **9/20 vs. CIN** but was moved to LG on the first possession of third quarter due to injuries ... Started at LG on **9/27 at STL** and **10/5 at MIN** ... Was inactive on **10/18 vs. DET** with back injury sustained in practice, marking first missed game due to injury since rookie season ... Saw time on special teams on **10/25 at CLE** ... Was inactive on **10/18 vs. DET** and **11/1 vs. MIN** before being placed on injured reserve ...

2008: Started all 16 games for the only time in career ... Started at three different positions (11 at RG, 3 at C, 2 at LG) ... Helped pave way for Ryan Grant's 1,203 rushing yards, the eighth-highest total in franchise history ... Started first three games at C ... Moved to RG on **9/28 at TB** ... Shifted over to LG on **11/2 at TEN** due to illness of Chad Clifton ... Part of line that paved way for 220 rushing yards on **11/16 vs. CHI** and did not allow a sack or pressure of QB Aaron Rodgers ... Started at LG on **12/30 vs. DET** but also played C in the second quarter when Scott Wells left game due to injury. Blocked for season-high 211 rushing yards including two running backs with 100-plus yards ...

2007: Saw action in 14 games with 12 starts (7 at RG, 3 at C, 2 at LG) ... Started both postseason games at RG ... Active but DNP on **9/23 vs. SD** and **9/30 at MIN** ... Suffered a calf injury in the third preseason game but returned to practice for Week 1 ... Started season-opener at RG on **9/9 vs. PHI** but aggravated calf injury late in the third quarter and did not return ... Inserted at C in the third quarter on **10/7 vs. CHI** ... Made first career start at C on **10/14 vs. WAS**, and became the eighth C to start during Brett Favre's consecutive games-played streak ... Made start at RG on **11/11 vs. MIN** and helped club amass a season-high 488 yards ... Opened game as starting RG but took over at LG in the second quarter on **11/29 at DAL** ... Returned to starting RG spot on **12/30 vs. DET** and paved way for a season-high 217 yards ... Started at RG in two postseason games ...

2006: Played in 14 games with 13 starts as rookie ... Was inactive for two games ... Played 932 of the club's 1,117 offensive snaps (83.4 percent) despite a thigh injury that sidelined him for two games and a Week 5 throat injury that landed him in the hospital ... Opened season as the starting LG but played most of the season at RG ... Made NFL debut on **9/10 vs. CHI** as starting LG but sustained a right thigh bruise and missed the next two games ... Saw action at RG in a reserve role on **10/2 at PHI** ... Was back in the starting lineup at LG on **10/8 vs. STL**, but began the day with an upset stomach and was taken to the hospital at halftime after vomiting blood. Was diagnosed with a minor tear in his esophagus, but returned to full practice during the ensuing bye week ... Started at LG on **10/22 at MIA** ... Helped offense total 203 rushing yards on **10/29 vs. ARI** including 100-yard performances by two different players.

COLLEGE: Four-year starter ... Started final 38 games of college career at G and earned all-conference honors his final three seasons ... Started all 12 games as a senior at LG and earned first-team All-Big East honors ... Helped team rank ninth in the nation in total offense (482.0), third in scoring (43.2), and third in pass efficiency rating (159.85) ... Allowed only two sacks on the season ... Started all 12 games at RG as junior and was a second-team All-Conference USA selection ... Part of an offense that led Division I-A in total offense (539.0) and scoring (49.7) ... Started all 13 games at RG as sophomore and was part of OL that allowed only 13 sacks ... Started five games as redshirt freshman before suffering MCL injury ... Returned to starting lineup against Marshall in GMAC Bowl ... Graduated with a degree in marketing.

PERSONAL: Married (Samantha) with son, Atto ... Born in Boardman, Ohio ... Attended The Bolles School in Jacksonville ... First-team All-First Coast selection as a two-way lineman ... Finished with 10 sacks and 56 tackles as senior and earned second-team all-state honors from the Florida Times-Union ... Coach at Bolles was Corky Rodgers ... Also lettered in track and field as shot put and discus thrower and competed in organized weightlifting ... Won the state championship as a senior with a bench press of 425 pounds and a clean-and-jerk of 335 pounds ... Enjoys reading and is close to finishing his second college major in finance ... Also enjoys cooking ... Took an adventurous trip to China and Thailand with former Packers teammate Daryn Colledge in 2010 offseason ... Full name: Jason Russell Spitz.

86 **ISAIAH STANBACK**
TIGHT END
6-2 228 LBS.
WASHINGTON
BORN AUGUST 16, 1984
SEATTLE, WASHINGTON
ACQ. FREE AGENT 2012
EXP: 4TH YEAR



GAMES PLAYED/STARTED: 2007 (2/0), 2008 (8/0), 2009 (6/2), 2010 (0/0), 2011 (ps), 2012 (2/0)
NFL TOTALS: 20 games, 2 starts
JAGUARS TOTALS: 2 games, 0 starts
POSTSEASON TOTALS: 0 games, 0 starts
TRANSACTIONS: Originally drafted by Dallas in the fourth round (103rd overall) of the 2007 draft ... Waived on 9/5/09 ... Signed by New England to practice squad on 9/7/09 ... Signed to 53-man roster on 11/15/09 ... Waived on 5/27/10 ... Claimed off waivers by Seattle on 6/1/10 ... Waived on 9/5/11 ... Signed by New York Giants to practice squad on 11/30/11 ... Waived on 8/31/12 ... Signed by Jacksonville to practice squad on 12/5/12 ... Signed to active roster on 12/18/12.

PRO: Fourth-year pro began NFL career as a WR before making move to TE ... Has played in 18 career games with two starts ... Spent last month of 2012 season with Jaguars and played in two games ... Also spent time with Dallas, New England, Seattle and the New York Giants ... Has six career receptions for 52 yards and 14 kickoff returns for 318 yards (22.7 avg.) ... Played QB at Washington ...

2012: Spent preseason with the New York Giants before he was waived on final cuts ... Signed by Jacksonville to practice squad on Dec. 5 before being signed to 53-man roster on Dec. 18 ... Made Jaguars debut on **12/23 vs. NE** and had a six-yard reception ... Saw action at TE and on special teams in season-finale on **12/30 at TEN** ...

2011: Joined the Giants' practice squad on Nov. 30 and remained there for the rest of the regular season and the playoffs ...

2010: Tore his Achilles tendon in a training camp on Aug. 7 and spent the season on injured reserve ...

2009: Began season on New England's practice squad before he was signed to active roster ... Played in six games with two starts ... Finished with two receptions for 22 yards and returned one kickoff for 22 yards ... Made starts on **11/22 vs. NYJ** and **11/30 at NO** ... Had two catches for 17 yards on **11/15 at IND** ...

2008: Played in eight games for Dallas ... Was placed on injured reserve on Dec. 26 with a left shoulder injury ... Had two receptions for 24 yards with a long of 15 yards and returned 10 kickoffs for 218 yards ... Made first NFL reception on **9/7 at CLE**, a nine-yarder and also added a 15-yard reception ... Had a career-long 58-yard kickoff return on **11/27 vs. SEA** ...

2007: Played in two games as a rookie ... Returned three kickoffs for 78 yards ... Made his NFL debut on **11/14 at PHI** ... Saw action at WR for first time on **11/22 at NYJ** ... Was inactive for NFC Divisional Playoff game on **1/13 vs. NYG** ...

COLLEGE: Began collegiate career as a WR but went on to become one of the most prolific QBs in Washington history ... Ranked 11th in school history with 3,868 career passing yards, second with 14.4 career yards-per-completion, third among QBs with 794 rushing yards and fourth with 126.0 total offense yards per game ... Started all 11 games as a senior at QB and was named the team's Most Outstanding Player ... Completed 143 of 264 passing for 2,136 yards and nine TDs as a senior ... Also competed in track and field and placed fifth his junior years in the 100 meters at the Pac-10 Finals ... Majored in marketing and American ethnic studies.

PERSONAL: Attended Garfield High School ... Threw for 1,628 yards and 12 TDs and rushed for 700 yards and nine TDs as a senior ... Ranked second among Washington State 4A quarterbacks ... Also played baseball ... Twitter handle is @IamStanback.

STANBACK'S REGULAR SEASON STATISTICS

RECEIVING	GP/GS	NO	YDS	AVG	LG	TD
2012 Jacksonville	2/0	1	6	6.0	6	0
2009 New England	6/2	3	22	7.3	9	0
2008 Dallas	8/0	2	24	12.0	15	0
2007 Dallas	2/0	0	0	0.0	0	0
NFL Totals: 3 years	20/2	6	52	8.7	15	0

57 **JULIAN STANFORD**
LINEBACKER
6-1 230 LBS.
WAGNER
BORN SEPTEMBER 2, 1990
BLOOMFIELD, CONNECTICUT
ACQ. ROOKIE FREE AGENT 2012
EXP: 2ND YEAR



GAMES PLAYED/STARTED: 2012 (16/7)
NFL TOTALS: 16 games, 7 starts
POSTSEASON TOTALS: 0 games, 0 starts
TRANSACTIONS: Originally signed as an undrafted free agent in 2012.

PRO: Saw action at LB and on special teams as a rookie ... Played in all 16 games with seven starts after earning roster spot as a rookie free agent ... Totaled 36 tackles (15 solo) and ranked third on the club with 11 special teams tackles ... One of four rookies (Justin Blackmon, Antwon Blake, Bryan Anger) to play in all 16 games ... Four-year letterman at Wagner ...

2012: Played in all 16 games as a rookie free agent and made seven starts... Finished with 36 tackles (15 solo), one tackle for loss and one pass defensed ... Ranked third on the team with 11 special teams tackles ... Made NFL debut on **9/9 at MIN** and posted two special teams tackles ... Totaled two tackles and one special teams tackle on **9/23 at IND** ... Saw action for 23 snaps at LB on **10/21 at OAK** and posted three tackles ... Earned first career start on **10/28 at GB** and had four tackles (three solo) ... Made four tackles and a special teams tackle in a start on **11/18 at HOU** ... Posted five tackles on **11/25 vs. TEN** and **12/9 vs. NYJ**.

COLLEGE: Four-year letterman ... Began career as a DE before moving to LB as a sophomore ... Named First-Team All-Northeast Conference as a senior ... Ranked seventh in the conference with 11.5 tackles for loss and added five sacks ... Added 53 tackles, five passes defensed, one forced fumble and one blocked kick ... Returned two of his three INTs for TDs ... Was second-team all-conference choice as a junior after starting 10 games ... Compiled 64 tackles (23 solo) and led team with 12.5 tackles for loss and seven sacks ... Played DE, LB and RB at Bloomfield High School.



VETERANS



PERSONAL: Four-year letterman ... Began career as a DE before moving to LB as a sophomore ... Named First-Team All-Northeast Conference as a senior ... Ranked seventh in the conference with 11.5 tackles for loss and added five sacks ... Added 53 tackles, five passes defended, one forced fumble and one blocked kick ... Returned two of his three INTs for TDs ... Was second-team all-conference choice as a junior after starting 10 games ... Compiled 64 tackles (23 solo) and led team with 12.5 tackles for loss and seven sacks ... Tied for the conference lead in sacks ... Played DE, LB and RB at Bloomfield High School.

STANFORD'S REGULAR SEASON STATISTICS

	GP/GS	TKL	SOLO	ASST	ST	SACKS	FF	FR	PD	TFL
2012 Jacksonville	16/7	36	15	21	11	0.0	0	0	1	1

45 **WILL TA'UFO'OU**

FULLBACK
5-11 247 LBS.
CALIFORNIA
BORN JUNE 19, 1986
SAN CARLOS, CALIFORNIA
ACQ. FREE AGENT 2012
EXP: 2ND YEAR



GAMES PLAYED/STARTED: 2012 (5/0)
NFL TOTALS: 5 games, 0 starts
POSTSEASON TOTALS: 0 games, 0 starts
TRANSACTIONS: Originally signed by Chicago to practice squad on 9/6/09 ... Waived on 8/31/10 ... Signed by Chicago as an unrestricted free agent on 7/29/11 ... Waived on 9/6/11 ... Signed by Cleveland to practice squad on 9/14/11 ... Waived on 11/8/11 ... Signed by Denver to practice squad on 12/22/11 ... Waived on 12/27/11 ... Signed by Tennessee as a free agent on 1/10/12 ... Waived on 5/1/12 ... Signed by Jacksonville as a free agent on 7/28/12 ... Waived on 8/31/12 ... Signed by Jacksonville to practice squad on 9/1/12 ... Activated to 53-man roster on 11/3/12 ... Waived on 11/19/12 ... Signed by Jacksonville to practice squad on 11/21/12 ... Activated to 53-man roster on 11/24/12 ... Waived on 12/1/12 ... Signed by Jacksonville to practice squad on 12/3/12 ... Activated to 53-man roster on 12/4/12 ... Waived on 12/17/12 ... Signed by Jacksonville to practice squad on 12/19/12 ... Signed by Jacksonville as a free agent on 12/31/12.

PRO: Second-year FB has spent time with Chicago, Cleveland, Denver, Tennessee and Jacksonville ... Played in five games for the Jaguars in 2012 after spending majority of the season on the club's practice squad ... Four-year letterman at California ...

2012: Saw first career NFL action, playing in five games ... Was signed by Tennessee on Jan. 10 and waived on May 1 ... Spent preseason with the Jaguars and first eight weeks of the regular season on the club's practice squad ... Activated to 53-man roster of Nov. 3 ... Made NFL debut on **11/4 vs. DET** and played on special teams and saw action at FB ... Saw action on special teams and at FB on **11/8 vs. IND** and **11/18 at HOU** ... Had a five-yard reception on **11/25 vs. TEN** ...

2011: Spent preseason with Chicago before he was waived on final cuts ... Also saw time on Cleveland and Denver practice squads ...

2010: Spent preseason with Chicago before he was waived on final cuts ...


2009: Was signed by Chicago to practice squad on Sept. 6 where he spent the remainder of the season.

COLLEGE: Four-year letterman ... Appeared in 49 games, making 13 starts ... Had 16 career rushes for 80 yards and 13 receptions for 93 yards and one TD ... Helped pave the way for two 1,500-yard rushers (2007-08) ... All-Pac-10 honorable mention selection as a senior ... Honored with school's Joe Roth Award for courage, attitude and sportsmanship ... Played in all 13 games with eight starts as a senior ... Had seven receptions for 27 yards and 26 yards on four carries ... Saw action in 13 games with four starts as a junior ... Rushed for 52 yards on 11 carries ... Appeared in all 13 games as a sophomore ... Played in 11 games as a redshirt freshman, primarily on special teams ... Majored in sociology.

PERSONAL: Married (Shariana) ... Born in Redwood City, California ... Parents are Lopeti and Deanie Ta'ufou'ou ... Last name pronounced tau-FOE-oh.

24 **MARCUS TRUFANT**

CORNERBACK
5-11 187 LBS.
WASHINGTON STATE
BORN DECEMBER 25, 1980
TACOMA, WASHINGTON
ACQ. UNRESTRICTED FREE AGENT (SEATTLE) 2013
EXP: 11TH YEAR



GAMES PLAYED/STARTED: 2003 (16/16, 1/1), 2004 (16/16, 1/1), 2005 (15/15, 3/3), 2006 (15/15), 2007 (16/16, 2/2), 2008 (16/16), 2009 (10/9), 2010 (16/16, 2/2), 2011 (4/4), 2012 (12/2, 2/0)
NFL TOTALS: 136 games, 125 starts
POSTSEASON TOTALS: 11 games, 9 starts
TRANSACTIONS: Originally drafted by Seattle in the first round (11th overall) of the 2003 draft ... Signed by Jacksonville as an unrestricted free agent on 5/7/13.

PRO: Veteran CB has played in 136 regular season games with 125 starts along with 11 postseason games ... Career totals include 638 tackles (557 solo), 21 INTs, 115 passes defended, five forced fumbles, six fumble recoveries and two sacks ... Spent first 10 seasons with Seattle Seahawks after being selected in the first round of the 2003 draft and played under Jaguars head coach Gus Bradley, who was defensive coordinator the last four seasons (2009-12) ... Started first 94 games of his career before coming off the bench in nickel situations at Dallas on Nov. 1, 2009 ... Has two career INT returns for TDs ... Earned Pro Bowl honors in 2007 after posting a career-high seven INTs ... Had a 78-yard INT return for a score in 2007 postseason game against Washington ... Led Seahawks in tackles in 2004 with 78 and became only fourth CB in NFL history to lead his team in tackles ...

2012: Appeared in 12 games with two starts in nickel package ... Played in both postseason games and had three tackles ... Had 34 tackles (24 solo), two passes defended, one forced fumble and one fumble recovery ... Opened as starter on **9/24 vs. GB** and made three tackles ... Posted six tackles on **10/14 vs. NE** and made a season-high seven stops on **10/28 at DET** ... Tallied four tackles and forced and recovered a Percy Harvin fumble on **11/4 vs. MIN** ... Was inactive with hamstring injury suffered in practice on **12/2 at CHI**, **12/9 vs. ARI**, **12/16 at BUF** and **12/23 vs. SF** ... Returned from injury on **12/30 vs. STL** and posted three tackles and two passes defended ...

2011: Started first four games at CB before being placed on injured reserve with a back injury ... Finished with 23 tackles (20 solo), one INT and three passes defended ...

2010: Started all 16 games for the fifth time in his career ... Ranked second on team with 10 passes defended and compiled 80 tackles (65 solo), one INT, one forced fumble and two fumble recoveries ... Scored second career regular season TD on **9/12 vs. SF** on a 32-yard INT return ...

2009: Missed six games after starting season on PUP with a back injury ... Totaled 49 tackles (43 solo), two INTs and six passes defended ...

2008: Started all 16 games and finished with 64 tackles (60 solo), one INT, 13 passes defended and two fumble recoveries ...

2007: Started all 16 games ... Earned first Pro Bowl honors ... Registered 85 tackles (78 solo) and a career-high seven INTs ... Added 16 passes defended ... Tied a franchise record with a career-best three INTs on **12/9 vs. ARI** including an 84-yarder for first career TD ... Returned an INT 78 yards for a score in NFC Wild Card game on **1/5 vs. WAS** and set club playoff records for most INT yards for a career (78) and game (78), longest INT return (78) and most INT returns for TD (1) for a career ...

2006: Started first 15 games and collected 68 tackles (60 solo), 11 passes defended and one INT ... Tied for team lead with two forced fumbles ... Had five tackles and a forced fumble on **9/24 vs. NYG** ... Registered seven stops and one pass defended on **11/12 vs. STL** ... Tied career-high with nine tackles on **11/19 at SF** and made lone INT of the season on **11/27 vs. GB** on Monday Night Football ... Forced second fumble of the season on **12/3 at DEN** ... Had four tackles on **12/24 vs. SD** before leaving the game midway through the third quarter ... Was inactive for the season finale on **12/31 at TB** ...

2005: Started 15 games and totaled 64 tackles (55 solo), one INT, one sack, 14 passes defended and one forced fumble ... Was inactive (back) on **1/1 vs. GB**, his first career missed game ... Led team with seven solo tackles along with first career sack and forced fumble on **9/11 vs. JAX** ... Had his only INT of the season on **11/6 at ARI** and added seven tackles ... Led the team with three passes defended, totaled three tackles and picked up a Steve Smith fumble late in the fourth quarter to seal the win in the NFC Championship game on **1/22 vs. CAR** ...

2004: Started all 16 games and became only fourth CB in NFL history to lead his team in total tackles (93) ... Tied SS Michael Boulware for second on team with five INTs, which ranked third in the NFC, eighth in the NFL ... Had 20 passes defended for the second straight season ... Returned an INT 41 yards on **9/19 at TB** ... Intercepted a fourth-quarter pass on **10/31 vs. CAR** and returned it 58 yards to seal the win ... Capped the regular season with a 31-yard INT return and two passes defended on **1/2 vs. ATL** ... Started playoff game on **1/8 vs. STL** and totaled five tackles and one pass defended ...

2003: Started all 16 games as a rookie, 5 at LCB and 11 at RCB ... Joined S Ken Hamlin as only rookies to start on defense ... Finished with 78 tackles (69 solo), two INTs and a team-high 20 passes defended ... Named to Pro Football Weekly All-Rookie Team ... Recovered first career fumble on **9/14 at ARI** and returned it 31 yards to the Arizona six-yard line to set up the Seahawks' first score ... Recorded first career INT on **10/19 vs. CHI** and had his second pick of the season on **12/27 at SF** in season finale.

COLLEGE: Four-year starter ... Did not allow a TD reception in last two seasons ... Career totals included 201 tackles (153 solo), five tackles for loss, 11 INTs and 49 passes defended in 42 games ... Was selected second-team All-America as a senior by the Associated Press and first-team All-Pac-10 Conference choice ... Served as team captain and started every game at LCB ... Ranked third on the team with 74 tackles (59 solo) and added three INTs, 13 passes defended and one fumble recovery ... Added 38 punt returns for 402 yards (10.6 avg.) ... Started seven games as a junior, missing four with a thumb injury ... Totaled 37 tackles (31 solo) with three tackles for loss, one forced fumble, one fumble recovery, three INTs and seven passes defended ... Earned All-Pac-10 Conference honorable mention honors ... Started every game at LCB as a sophomore and made 53 tackles (43 solo) with three INTs, 16 passes defended and a fumble recovery ... Played in 11 games as a freshman, starting seven of the final eight games ... Had 37 tackles (27 solo) with two INTs and 13 passes defended ... Was Freshman All-Pac-10 Conference selection ... Majored in communications.

PERSONAL: Married (Jessica) with two daughters, Karmyn and Kimora ... Attended Wilson High School in Tacoma, Wash. ... Earned three varsity letters, two in basketball and track ... Served as a team captain for three sports as a senior ... Triple jumped 47-6 to capture ninth place at state track meet as a junior ... Earned all-state honors by Associated Press, the Seattle PI, and Washington Prep Report ... Named Washington AAAA Player of the Year by TNT, as well as to the paper's all-league, all-area, and all-state teams ... Won the state 4-A title ... Scored 30 TDs and rushed for more than 1,800 yards ... Recorded 48 tackles and eight INTs on defense ... Has two brothers on NFL rosters with Isaiah (New York Jets) and Desmond (Atlanta) ... Twitter handle is @MarcusTrufant ... Full name: Marcus Trufant.

TRUFANT'S REGULAR SEASON STATISTICS

YEAR	TEAM	GP/GS	TKL	ST	AST	SACKS	FF	FR	INT	PD
2003	Seattle	16/16	78	69	9	0.0	0	1	2	20
2004	Seattle	16/16	93	83	10	1.0	0	0	5	20
2005	Seattle	15/15	64	55	9	1.0	1	0	1	14
2006	Seattle	15/15	68	60	8	0.0	2	0	1	11
2007	Seattle	16/16	85	78	7	0.0	0	0	7	16
2008	Seattle	16/16	64	60	4	0.0	0	2	1	13
2009	Seattle	10/ 9	49	43	6	0.0	0	0	2	6
2010	Seattle	16/16	80	65	15	0.0	1	2	1	10
2011	Seattle	4/ 4	23	20	3	0.0	0	0	1	3
2012	Seattle	12/ 2	34	24	10	0.0	1	1	0	2
NFL totals:	10 yrs	136/125	638	557	81	2.0	5	6	21	115

INTERCEPTIONS	GP/GS	NO	YDS	AVG	LG	TD	
2003	Seattle	16/16	2	21	10.5	15	0
2004	Seattle	16/16	5	141	28.2	58	0
2005	Seattle	15/15	1	7	7.0	7	0
2006	Seattle	15/15	1	0	0.0	0	0
2007	Seattle	16/16	7	150	21.4	84t	1
2008	Seattle	16/16	1	0	0.0	0	0
2009	Seattle	10/ 9	2	4	2.0	4	0
2010	Seattle	16/16	1	32	32.0	32t	1
2011	Seattle	4/ 4	1	15	15.0	15	0
2012	Seattle	12/ 2	0	0	0.0	0	0
NFL totals:	136/125	21	370	17.6	84t	2	

TRUFANT'S POSTSEASON STATISTICS

YEAR	TEAM	GP/GS	TKL	ST	AST	SACKS	FF	FR	INT	PD
2003	Seattle	1/1	5	5	0	0.0	0	0	0	0
2004	Seattle	1/1	5	4	1	0.0	0	0	0	1
2005	Seattle	3/3	9	9	0	0.0	0	1	0	4
2006	Seattle				Injured Reserve					
2007	Seattle	2/2	9	6	3	0.0	0	0	1	3
2010	Seattle	2/2	11	10	1	0.0	0	0	0	1
2012	Seattle	2/0	3	3	0	0.0	0	0	0	0
NFL totals:		11/9	42	37	5	0.0	0	1	1	9

100 YARDS RUSHING AND RECEIVING IN A GAME

The Jaguars had players surpass 100 yards rushing and 100 yards receiving in a game 21 times in 18 seasons. Here are the games when the Jaguars eclipsed 100-yards rushing and receiving in a game:

NO.	100-RUSH	100-REC.	GAME
1.	James Stewart (112)	Keenan McCardell (232)	10/20/96 at StL (L) 1
2.	Fred Taylor (128)	McCardell (108)	9/20/98 vs. Balt. (W) 2
3.	Taylor (183)	Jimmy Smith (112)	12/6/98 vs. Det. (W)
4.	Stewart (124)	Smith (115)	9/19/99 at Car. (W)
5.	Stewart (145)	Smith (124), McCardell (113)	12/2/99 vs. Pit. (W) 3
6.	Taylor (136)	Smith (134)	12/19/99 at Clev. (W)
	Taylor (135)	Smith (136)	1/15/00 vs. Mia. (playoff W)
7.	Taylor (124)	Kyle Brady (111)	10/22/00 vs. Was. (L)
8.	Taylor (107)	Brady (138)	10/29/00 at Dal. (W/OT)
9.	Taylor (103)	Smith (117), McCardell (156)	11/12/00 vs. Sea. (L) 4
10.	Taylor (181)	Smith (104)	12/3/00 vs. Clev. (W)
11.	Taylor (137)	Smith (147)	12/10/00 vs. Ariz. (W)
12.	Stacey Mack (111)	Smith (122)	12/23/01 at Minn. (W)
13.	Mack (125)	McCardell (132)	12/30/01 vs. K.C. (L)
14.	Taylor (118)	Smith (136)	11/30/03 vs. T.B. (W)
15.	Taylor (107)	Smith (113)	10/24/04 at Ind. (W) 5
16.	Taylor (144)	Smith (109)	11/14/04 vs. Det. (W)
17.	Taylor (165)	Ernest Wilford (145)	10/30/05 at StL (L)
18.	Greg Jones (106)	Matt Jones (117)	11/13/05 vs. Balt. (W)
19.	Maurice Jones-Drew (133)	Mike Sims-Walker (120)	10/19/09 vs. StL (W/OT) 6
20.	Maurice Jones-Drew (135)	Mike Sims-Walker (153)	10/31/10 at Dal. (W) 7
21.	Maurice Jones-Drew (100)	Mike Thomas (149)	11/14/10 vs. Hou. (W) 8

- 1 Mark Brunell 421 yds. passing
- 2 Mark Brunell 376 yds. passing
- 3 Mark Brunell 308 yds. passing
- 4 Mark Brunell 340 yds. passing
- 5 Byron Leftwich 300 yds. passing
- 6 David Garrard 335 yds. passing
- 7 David Garrard 260 yds. passing
- 8 David Garrard 342 yds. passing





FIRST YEAR PLAYERS



12

MIKE BROWN

WIDE RECEIVER

5-10 200 LBS.

LIBERTY

BORN FEBRUARY 9, 1989

CHARLOTTESVILLE, VIRGINIA

ACQ. ROOKIE FREE AGENT 2012

EXP: 1ST YEAR



GAMES PLAYED/STARTED: 2012 (2/1)

NFL TOTALS: 2 games, 1 start

POSTSEASON TOTALS: 0 games, 0 starts

TRANSACTIONS: Originally signed as an undrafted rookie by Jacksonville on 5/7/12 ... Waived on 8/31/12 ... Signed by Jacksonville to practice squad on 9/1/12 ... Signed to active roster on 12/18/12.

PRO: First-year WR also sees action on special teams ... Former collegiate QB spent first 15 weeks on the Jaguars' practice squad ... Was moved to 53-man roster on Dec. 18 and played in the final two games ... Two-time Big South Offensive Player of the Year honoree at Liberty ...

2012: Played in final two games ... Spent first 15 weeks on the Jaguars' practice squad after joining the club as a rookie free agent ... Activated to the club's 53-man roster on Dec. 18 ... Made NFL debut at WR on **12/23 vs. NE** ... Started at WR in season-finale on **12/30 at TEN** ...

COLLEGE: Former collegiate QB ... Two-time Walter Payton Award candidate and Big South Offensive Player of the Year honoree ... Finished career with school record in completion percentage (65.0), ranked fifth in TD passes (45) and sixth in passing yards (6,072) ... Started 10 games as a senior and was 196 of 299 passing for 2,664 yards with 18 TDs and 10 INTs ... Ranked second on team with 553 rushing yards on 130 carries with nine TDs ... Majored in business management ...

PERSONAL: Single ... Four-year letterman at Monticello High School as QB and DB ... Also lettered in baseball and basketball ... Captained both the football and basketball team in his final three seasons ... National Honor Society member ... Full name: Mike Brown.

17

TONY CLEMONS

WIDE RECEIVER

6-2 220 LBS.


COLORADO

BORN OCTOBER 11, 1988

NEW KENSINGTON, PENNSYLVANIA

ACQ. PRACTICE SQUAD (PITTSBURGH) 2012

EXP: 1ST YEAR



GAMES PLAYED/STARTED: 2012 (4/0)

NFL TOTALS: 4 games, 0 starts

POSTSEASON TOTALS: 0 games, 0 starts

TRANSACTIONS: Originally drafted by Pittsburgh in the seventh round (231st overall) of the 2012 draft ... Waived on 8/31/12 ... Signed by Pittsburgh to practice squad on 9/1/12 ... Signed by Jacksonville to 53-man roster on 11/27/12.

PRO: First-year WR played in four games for the Jaguars in 2012 ... Has three career receptions for 41 yards ... Was a seventh-round draft pick of Pittsburgh in 2012 ... Spent first 12 weeks on the Steelers practice squad after being waived on final cuts ... Played collegiately at both Michigan and Colorado ...

2012: Spent first 12 weeks on Pittsburgh's practice squad before he was signed to Jacksonville's 53-man roster on Nov. 27 ... Saw action in final four regular season games for Jaguars ... Totaled three receptions for 41 yards ... Made NFL debut on **12/9 vs. NYJ** ... Had 17-yard catch on **12/23 vs. NE**, the first of his career ... Posted two receptions for 24 yards on **12/30 at TEN** in the season-finale.

COLLEGE: Began his career at Michigan before transferring to Colorado following sophomore season ... Career totals at Colorado included 86 receptions for 1,162 yards and 11 TDs ... Became 22nd player in school history to reach 1,000 career receiving yards ... Average TD length was 25.8 yards ... Was two-time recipient of the CU Gold Group Commitment Award (Fall 2009, Spring 2010), presented to those who have achieved "Excellence with Class" in their academic, athletic and personal lives ... Became first player to play in the Big 10, Big 12 and Pac-12 conferences in his career ... Played in 19 games with

three starts at Michigan from 2007-08 ... Led team in receiving yards as a senior with 680 and ranked second with 44 receptions ... Led team with eight receiving TDs including one in four straight games ... Had three 100-yard receiving games and 12 receptions of 20-plus yards ... Was selected by the school's beat media as the annual recipient of the "Best Interview Award" ... Appeared in all 12 games as a junior and made eight starts ... Finished with 43 receptions for 482 yards and three TDs ... Had seven receptions of 20-plus yards ... Ranked second on the team with 760 all-purpose yards ... Returned 10 kickoffs for 255 yards and rushed three times for 17 yards ... Sat out 2009 season due to NCAA rules after transferring to Colorado from Michigan ... Played in nine games in 2008 with Michigan and finished with 11 receptions for 101 yards ... Saw action as a freshman ... Majored in sociology.

PERSONAL: Attended Valley High School (New Kensington, Pa.) ... Earned four-star status and was ranked as the No. 10 wide receiver in the country by Scout.com...Ranked No. 3 player in the state of Pennsylvania ... Finished career with 100 receptions for 1,541 yards and 17 TDs ... Produced eight INTs, 13 forced fumbles and 217 tackles on defense ... Returned seven kicks for TDs (5 punts, 2 kickoffs) ... Born in Pittsburgh, Pa ... Twitter handle is @Tone_Clem717.

59

RYAN DAVIS

DEFENSIVE END

6-2 260 LBS.

BETHUNE-COOKMAN

BORN FEBRUARY 24, 1989

TAMPA, FLORIDA

ACQ. ROOKIE FREE AGENT 2012

EXP: 1ST YEAR



GAMES PLAYED/STARTED: 2012 (1/0)

NFL TOTALS: 1 game, 0 starts

POSTSEASON TOTALS: 0 games, 0 starts

TRANSACTIONS: Originally signed as an undrafted rookie 5/4/12 ... Waived on 8/31/12 ... Signed by Jacksonville to practice squad on 9/1/12 ... Signed by Jacksonville to active roster on 10/5/12 ... Waived on 10/23/12 ... Signed by Jacksonville to practice squad on 10/25/12 ... Signed as free agent on 12/31/12.

PRO: First-year DE spent majority of 2012 on the club's practice squad ... Saw action in one regular season game ... Finished career at Bethune-Cookman with 22 sacks and 49.5 tackles for loss ... Native of Tampa, Fla. ...

2012: Was on Jaguars' practice squad for majority of rookie season ... Spent the first four weeks of the season on the club's practice squad before he was promoted to 53-man roster ... Made NFL debut on **10/7 vs. CHI**, playing 17 snaps at DE ... Was inactive on **10/21 at OAK**: ... Waived on Oct. 23 and re-signed on Oct. 25 to practice squad for the remainder of the season.


COLLEGE: Finished career with 22 sacks and 49.5 tackles for loss ... Named Mid-Eastern Athletic Conference Defensive Player of the Year as a senior after recording 21.5 tackles for loss and 12 sacks ... Led MEAC in sacks and ranked second in tackles for loss ... Posted 65 tackles (40 solo), eight forced fumbles, 17 QB pressures and two fumble recoveries in final season ... Named defensive performer of the year by the College Football Performance Awards ... Started 10 games as a junior and led team in tackles for loss (18) and sacks (6.5) ... Added eight QB pressures, two forced fumbles and one INT while earning second-team All-MEAC honors ... Had 3.5 sacks and nine tackles for loss as a sophomore ... Majored in mass communications.

PERSONAL: Played TE and DE at Howard W. Blake High School in Tampa, Florida and earned Hillsborough County All-Star honors ... Also lettered in basketball and was the 2007 Hillsborough County Slam Dunk Champion and Western Conference Player of the Year ... Participated in Fellowship of Christian Athletes and Future Business Leaders of America ... Twitter handle is @BigDavis813.

80

JEREMY EBERT

WIDE RECEIVER
6-0 195 LBS.
NORTHWESTERN
BORN APRIL 6, 1989
HILLIARD, OHIO
ACQ. FREE AGENT 2013
EXP: 1ST YEAR



GAMES PLAYED/STARTED: 2012 (ps)
NFL TOTALS: 0 games, 0 starts
POSTSEASON TOTALS: 0 games, 0 starts
TRANSACTIONS: Originally drafted by New England in the seventh round (235th overall) of the 2012 draft ... Waived on 8/31/12 ... Signed by Philadelphia to practice squad on 9/13/12 ... Waived on 9/25/12 ... Signed by New England to practice squad on 11/28/12 ... Waived on 4/29/13 ... Signed by Jacksonville as a free agent on 5/22/13.

PRO: First-year WR joined the Jaguars on May 22, 2013 ... Was a seventh-round pick of New England in 2012 and spent time on the club's practice squad ... Also spent time with Philadelphia as a rookie ... Finished collegiate career with 2,400 receiving yards and 21 TDs ...

2012: Spent preseason with New England before he was waived on final cuts ... Had six receptions in the preseason for 43 yards and one TD ... Concluded season on Patriots' practice squad ... Also spent a week on Philadelphia's practice squad.


COLLEGE: Played in 49 games with 32 starts ... Started his final 23 games and registered 173 career receptions for 2,400 yards and 21 TDs ... Led the team in receiving his final two seasons including 1,060 yards on 75 catches and 11 TDs as a senior ... Five of his eight career 100-yard games came in final season including a career-best 208 yards against Rice ... Led team as a junior with 62 catches for 953 yards and eight TDs ... First-team All-Big Ten selection by conference media ... Six of his eight TD catches came from 20-plus yards ... Started four of 13 games as a sophomore and totaled 226 yards on 21 receptions ... Had 15 receptions for 161 yards and two TDs as a freshman ... Majored in learning and organizational change.

PERSONAL: Attended Hilliard Darby High School (Ohio) where he was a stand-out QB ... Finished career with 2,692 rushing yards and 26 TDs, while throwing for 3,835 yards and 30 scores ... Also lettered in basketball and track ... His father, Chip, is the athletics director at Darby ... Twitter handle is @JEbes11.

73

DAN GERBERY

CENTER
6-3 302 LBS.
BALL STATE
BORN NOVEMBER 10, 1985
YOUNGSTOWN, OHIO
ACQ. FREE AGENT 2013
EXP: 1ST YEAR



GAMES PLAYED/GAMES STARTED: 2009 (0/0), 2010 (ps), 2011 (ps)
NFL TOTALS: 0 games, 0 starts
POSTSEASON TOTALS: 0 games, 0 starts
TRANSACTIONS: Originally signed by Detroit to the practice squad on 9/6/09 ... Waived on 9/4/10 ... Signed by Detroit to practice squad on 9/6/10 ... Waived on 9/3/11 ... Signed by Detroit to practice squad on 9/5/11 ... Waived on 8/31/12 ... Signed by Jacksonville as a free agent on 5/16/13.

PRO: First-year center spent three seasons (2009-11) on Detroit's practice squad ... Was signed to active roster for two games in 2009 but was inactive ... Took part in Lions' 2012 training camp but was waived on final cuts ... Participated in Jaguars rookie minicamp in 2013 on a tryout basis and was signed to a contract on May 16 ...

COLLEGE: Four-year letterman ... Started 50 games at center ... As a senior, started all 14 games and was a team captain ... Named first-team All-Mid Atlantic and Academic All-MAC ... As a junior, started all 13 games and served as a team captain ... As a sophomore, started all 12 games at center ... As a freshman, started 11 games at center ... Redshirted during the 2004 season.

PERSONAL: Attended Austintown Finch (Oh.) High School where he played for Coach Neal Kopp ... Named All-Federal League, All-Northeast Ohio and honorable mention All-State as a senior ... All-Steel Valley Conference second-team selection as a junior ... Member of the National Honor Society ... Son of Ron and Kathy Gerberry ... Has one brother and one sister ... Born November 10, 1985 ... Full name: Daniel Schrum Gerberry.

2

KEN PARRISH

PUNTER
6-2 210 LBS.
EAST STROUDSBURG
BORN JUNE 22, 1984
EAST STROUDSBURG, PENNSYLVANIA
ACQ. FREE AGENT 2013
EXP: 1ST YEAR



GAMES PLAYED/STARTED: 2012 (ps)
NFL TOTALS: 0 games, 0 starts
POSTSEASON TOTALS: 0 games, 0 starts
TRANSACTIONS: Originally signed as an undrafted rookie by San Francisco on 5/3/07 ... Waived on 8/31/07 ... Signed as free agent by San Francisco on 5/28/09 ... Waived on 8/8/09 ... Signed as free agent by New York Jets on 8/16/09 ... Waived on 8/28/09 ... Signed as free agent by Philadelphia on 4/28/10 ... Waived on 8/15/2010 ... Signed as free agent by Atlanta on 3/3/11 ... Waived on 8/24/11 ... Signed as free agent by Jacksonville on 6/13/13.

PRO: First-year punter has spent time with San Francisco, the New York Jets, Philadelphia and Atlanta ... Has not played in a regular season game ... Was signed by the Jaguars on June 13, 2013 after attending minicamp on a tryout basis in June ... Four-year letterman at East Stroudsburg University ...

COLLEGE: Finished career with 40.3-yard average on 174 punts with 59 inside the 20 ... Two-time All-Pennsylvania State Athletic Conference selection ... Punted 42 times as a senior with 42.0-yard average ... Finished with 43.2-yard average as a junior ... Averaged 40.7 yards as a sophomore and 36.7 yards as freshman ... Earned degree in criminal justice.

PERSONAL: Attended East Stroudsburg High School (Pa.) where he played soccer for three years ... Joined football team as a senior and earned All-Mountain Valley Conference and Pocono Record All-Area honors ... Spent eight months as a police officer in 2007-08 with the Stroud Area Regional Police in his hometown ... Also worked as a substitute teacher in 2009 at J.T. Lambert Intermediate School and as a police officer again.

67

AUSTIN PASZTOR

GUARD
6-7 308 LBS.
VIRGINIA
BORN NOVEMBER 26, 1990
TILLSONBURG, ONTARIO
ACQ. FREE AGENT 2013
EXP: 1ST YEAR



GAMES PLAYED/STARTED: 2012 (3/3)
NFL TOTALS: 3 games, 3 starts
POSTSEASON TOTALS: 0 games, 0 starts
TRANSACTIONS: Originally signed by Minnesota as an undrafted free agent on 5/4/12 ... Waived on 8/31/12 ... Signed by Jacksonville to practice squad on 9/17/12 ... Signed to 53-man roster on 12/14/12.

PRO: First-year guard has ability to play G and OT ... Started three games at LG as a rookie after spending majority of the season on Jaguars' practice squad ... Was selected fourth overall by the Edmonton Eskimos in 2012 CFL Draft but opted to sign with Minnesota as a rookie free agent ... Was signed by Jaguars to the practice squad on Sept. 17 and moved to the 53-man roster for the final three games ... Four-year starter at Virginia where he played one season with Jaguars LT Eugene Monroe ...

2012: Started three games at LG as a rookie ... Spent preseason with Minnesota before being waived on final cuts ... Spent 12 weeks on Jaguars practice squad before he was signed to 53-man roster on Dec. 14 ... Made first NFL start on 12/16 at MIA and played every snap at LG ... Started and played every snap at LG on 12/23 vs. NE and 12/30 at TEN ...



FIRST YEAR PLAYERS



COLLEGE: Four-year starter ... Started all 13 games as a senior and earned second-team Associated Press All-America honors and was first-team All-ACC selection ... Named the ACC Offensive Lineman of the Week following the Maryland game ... One of seven players to start all 12 games as a junior ... Appeared on 922 total plays ... Helped anchor an offensive line that allowed only two sacks over a 22-quarter period ... Part of an offensive line that boasted the ACC's fourth-ranked pass offense ... Selected by the UVA coaches as the team's offensive player of the week following the VMI and Boston College games ... Started all 12 games as a sophomore and saw time on 787 offensive plays ... Appeared in every game on special teams ... Broke into the starting lineup as a true freshman, starting the final eight games at LG ... Helped team lead the ACC in fewest sacks allowed (16) ... Did not turn 18 until the week of the regular season ... Became first true freshman to play on the UVA offensive line since Branden Albert in 2005.

PERSONAL: Single ... Born in Tillonsburg, Ontario ... Moved south as a senior to play at Fork Union Military Academy ... Named to the Junior Ontario Varsity Football League all-star team in his final season in Canada ... Also named the athlete of the year at his school ... Full name: Austin William Pasztor.

36

LIONEL SMITH

CORNERBACK
5-11 184 LBS.
TEXAS A&M
BORN AUGUST 18, 1987
HOUSTON, TEXAS
ACQ. FREE AGENT 2013
EXP: 1ST YEAR



GAMES PLAYED/STARTED: 2012 (ps)

NFL TOTALS: 0 games, 0 starts

POSTSEASON TOTALS: 0 games, 0 starts

TRANSACTIONS: Originally signed by Dallas as an undrafted rookie on 4/30/12 ... Waived on 8/31/12 ... Signed by Detroit to practice squad on 10/3/12 ... Waived on 10/24/12 ... Signed by Detroit as a free agent on 1/1/13 ... Waived on 6/3/13 ... Signed by Jacksonville as a free agent on 6/13/13.

PRO: First-year CB also has ability to return kicks ... Was originally signed as a rookie free agent by the Cowboys in 2012 ... Also spent time on Detroit's practice squad ... Teammate of Jaguars 2013 first-round pick Luke Joeckel at Texas A&M ...

2012: Spent preseason with Dallas before he was waived on final cuts ... Was signed by Detroit to the practice squad where he spent three weeks.


COLLEGE: Three-year letterman ... Started seven of 13 games as a senior and totaled 51 tackles, one sack, 2.5 tackles for loss, 16 passes defended and two forced fumbles ... Also returned two kickoffs for 38 yards ... Saw action as a reserve CB as a junior and contributed 16 tackles and one INT ... Played in all 13 games as a sophomore, seeing action as a kick returner and on special teams ... Returned 18 kicks for 385 yards and had 13 special teams tackles ... Saw action as a redshirt freshman ... Earned degree in agricultural leadership and development.

PERSONAL: Single ... Played DB as a senior at Bellaire High School (Texas) after beginning his prep career at St. Bernard, La. High School ... Played in only four games as a senior ... Was forced to transfer following junior season after Hurricane Katrina ... Started at QB in option offense as a sophomore and led team to the playoffs for the first time in a decade ... Son of Lionel and Darleen Smith ... Full name: Lionel Ervin Smith.

30

JORDAN TODMAN

RUNNING BACK
5-10 198 LBS.
CONNECTICUT
BORN FEBRUARY 24, 1990
NORTH DARTMOUTH, MASSACHUSETTS
ACQ. PRACTICE SQUAD (MINNESOTA) 2013
EXP: 1ST YEAR



GAMES PLAYED/STARTED: 2011 (ps), 2012 (1/0)

NFL TOTALS: 1 game, 0 starts

POSTSEASON TOTALS: 0 game, 0 starts

TRANSACTIONS: Originally drafted by San Diego in the sixth round (183rd) of the 2011 draft ... Waived on 10/22/11 ... Signed by San Diego to practice squad on 10/26/11 ... Signed by Minnesota to active roster on 12/27/11 ... Waived on 8/31/12 ... Signed by Minnesota to practice squad on 9/1/12 ... Signed by Jacksonville to active roster on 11/27/12.

PRO: First-year RB has spent time with San Diego, Minnesota and Jacksonville ... Was a sixth-round pick of the Chargers in 2011 and spent time on the club's active roster and practice squad as a rookie ... Spent 2012 preseason with Vikings and first 12 weeks of the regular season on the club's practice squad ... Signed by Jacksonville to active roster on Nov. 27, 2012 and played in one game ... Played under Jaguars running backs coach Terry Richardson at Connecticut.

2012: Spent first 12 weeks of the regular season on Minnesota's practice squad ... Signed by Jacksonville to active roster on Nov. 27 ... Was inactive on 12/2 at BUF ... Made NFL debut on 12/9 vs. NYJ and carried three times for eight yards and returned four kickoffs for 78 yards ... Was inactive (calf) on 12/16 at MIA and placed on injured reserve on Dec. 18.

2011: Spent first six weeks on San Diego's active roster but was inactive for each game ... Waived on Oct. 22 and re-signed to the practice squad for nine weeks ... Was signed by Minnesota to 53-man roster on Jan. 1 and was inactive for regular season finale.

COLLEGE: Left Connecticut following his junior season with 3,179 rushing yards, the third-most in school history ... Ranked third with 31 rushing TDs and second with 616 carries ... Finished with 15 100-yard rushing games including 10 as a junior ... Was unanimous Big East Conference Offensive Player of the Year as a junior, the first player to achieve the feat since Gino Toretta in 1992 ... Led conference in rushing with 1,695 yards, the second-best single-season mark in school history ... Scored 14 rushing touchdowns as a junior and senior ... Produced a career-high 222 yards as a senior vs. Pittsburgh ... Totaled 1,188 rushing yards as a junior ... Named Big East Special Teams Player of the Week in 2009 after posting a 96-yard kickoff return for a TD against Notre Dame ...

PERSONAL: Attended Dartmouth High School (Mass.) ... Ranked second in Massachusetts high school history with 5,083 career rushing yards ... Two-time all-state performer ... Named Massachusetts Division I Player of the Year by Boston Globe.

JAGUARS TOP ATTENDED GAMES

TOP HOME ATTENDANCES

ATTENDANCE	DATE	OPPONENT	W/L	SCORE
76,877	Dec. 5, 2004	Pittsburgh Steelers	L	16-17
75,206	Jan. 23, 2000 *	Tennessee Titans	L	14-33
75,173	Jan. 15, 2000 *	Miami Dolphins	W	62-7
74,143	Dec. 28, 1998	Pittsburgh Steelers	W	21-3
74,051	Oct. 12, 1998	Miami Dolphins	W	28-21
73,446	Dec. 7, 1997	New England Patriots	L	20-26

TOP ROAD ATTENDANCES

ATTENDANCE	DATE	OPPONENT	W/L	SCORE
89,450	Oct. 1, 2006	Washington Redskins	L (ot)	30-36
81,395	Oct. 1, 2010	Dallas Cowboys	W	35-17
78,834	Sept. 18, 2011	New York Jets	L	3-32
78,817	Jan. 10, 1999 *	New York Jets	L	24-34
78,533	Nov. 28, 2010	New York Giants	L	20-24
78,337	Nov. 3, 2002	New York Giants	L	24-17
78,216	Oct. 11, 1999	New York Jets	W	16-6

* Playoff game



JAGUARS CONNECT



ANY PLACE. ANY TIME. ANY DEVICE.

Stay up-to-date with your team. Your way. No matter what your device or service, we have you covered. Like, Friend, Follow, check-in, and just keep up with the Jaguars 24/7.



For fans that want to see videos, photos and the latest Jaguars news, as well as debate topics with other fans and learn about opportunities to take part in Jaguars events, like the official Jaguars account on Facebook.

[FACEBOOK.COM/JACKSONVILLEJAGUARS](https://www.facebook.com/JACKSONVILLEJAGUARS)



If you want to be in the know on all things Jaguars as they happen, follow the official Jaguars account on Twitter.

[TWITTER.COM/JAGUARS](https://twitter.com/JAGUARS)



A picture is worth a thousand words. Want to get a closer look at Jaguars images past and present? Make sure to follow the Jaguars on Instagram.

[INSTAGRAM.COM/JAGUARS](https://www.instagram.com/JAGUARS)



Fans can have a great time at various Jaguars events. By following the Jaguars on Foursquare and checking-in at Jaguars events, fans can enhance their experience by learning about specials and entering contests.

[FOURSQUARE.COM/JAGUARS](https://www.foursquare.com/JAGUARS)



Want to learn about Jaguars events, get tailgating tips and keep tabs on Jaguars merch and home accessories? Fans will get all of that and more on our official Pinterest account.

[PINTEREST.COM/JAGSOFFICIAL](https://www.pinterest.com/JAGSOFFICIAL)



What fan wouldn't want a behind-the-scenes look at the Jaguars? Subscribe to the Jaguars Youtube channel to see player interviews, ROAR videos and learn more about the Jaguars Foundation.

[YOUTUBE.COM/OFFICALJAGUARS](https://www.youtube.com/OFFICALJAGUARS)





2013 DRAFT CLASS



NAME	POSITION	SCHOOL	ROUND	OVERALL SELECTION
Luke Joeckel	OT	Texas A&M	1	2
Johnathan Cyprien	SS	Florida International	2	33
Dwayne Gratz	CB	Connecticut	3	64
Ace Sanders	WR/PR	South Carolina	4	101
Denard Robinson	OW	Michigan	5	135
Josh Evans	FS	Florida	6	169
Jeremy Harris	CB	New Mexico State	7	208
Demetrius McCray	CB	Appalachian State	7	210



76 **LUKE JOECKEL**
OFFENSIVE TACKLE
 6-6 306 LBS.
 TEXAS A&M
 BORN NOVEMBER 6, 1991
 ARLINGTON, TEXAS
 ACQ. 1ST ROUND OF 2013 DRAFT (2ND)
 EXP: ROOKIE



COLLEGE: Three-year letterman ... Left school following his junior season ... Started all 39 games of his college career at LT, including 13 as a true freshman ... Posted a 27-12 overall record ... Career totals include 327 key blocks/knockdowns and 42 TD-resulting blocks ... Recognized as the nation's best offensive lineman in college football as the 67th recipient of the Outland trophy in 2012 ... Became the first Texas A&M player to win the Outland trophy ... Blocked for 2012 Heisman Trophy winner Johnny Manziel ... Enrolled at Texas A&M after graduating early from Arlington High in January 2010 with a 3.5 grade point average ... Majored in business.

2012: Started all 13 games as a junior at LT and recorded 129 knockdowns and 20 TD-resulting blocks ... Helped the Aggies lead the SEC in total offense, scoring, rushing and passing ... Became fourth SEC player to win the Outland Trophy in the past six years ... Unanimous first-team All-American selection by The NFL Draft Report, Walter Camp, American Football Coaches Association, CBS Sports, Pro Football Weekly, ESPN.com, Sports Illustrated, Max Emfinger, Yahoo Sports and the Football Writers Association ... Awarded first-team All-SEC honors and was the recipient of the league's Jacobs Blocking Trophy, given annually to the conference's top blocker ... Helped pave the way for at least two rushing TDs in each game and at least 600 yards in total offense in seven contests ... Played a major role in upsetting then top-ranked and unbeaten Alabama in Tuscaloosa ... Finished the season 11-2 and won the AT&T Cotton Bowl ... Ranked third in the nation in total offense (558.54 yards per game), fourth in scoring offense (44.46 points per game), 11th in rushing offense (242.08 yards per game) and 14th in passing offense (316.46 yards per game) ... In a matchup with LSU's defensive ends Sam Montgomery and Barkevious Mingo, posted 10 knockdowns and a pair of TD-resulting blocks ... Part of the OL that helped generate 663 yards of total offense in Cotton Bowl vs. Oklahoma ...

2011: Started all 13 games at LT and recorded 109 knockdowns and 13 TD-resulting blocks ... Earned All-Big 12 honors from the Associated Press and The NFL Draft Report ... Part of offensive line that allowed just nine sacks in 13 games and set then-school records for total offense (seventh in the nation at 490.23 yards per game), passing (291.08 yards per game) and scoring offense (11th nationally at 39.08 points per game) ...

2010: Started all 13 games at LT as a true freshman ... Delivered 89 knockdowns and nine TD-resulting blocks ... Named honorable mention All-Big 12 ... Helped pave the way for a rushing attack that averaged 165.8 yards per game and featured a 100-yard rusher in nine of 13 games ... Named Freshman All-American by the Football Writers Association of America and Scout.com.

HIGH SCHOOL: Attended Arlington High in Arlington, Tex. ... Earned consensus All-American honors as a senior, while protecting his twin brother, Matt, who played QB ... Helped lead an offense that averaged just under 475 yards per game ... Selected as a second-team All-State OT as a junior after posting 161 knockdowns ... Named to the Super Team first-team by the Fort Worth Star-Telegram and the All-Dallas Area first-team by The Dallas Morning News in 2009 ... Received first-team All-District honors as well as being named a Super Prep Southwest Team member ... Graduated early in January of 2010 after attaining a 3.5 grade point average.

PERSONAL: Son of Reecanne and Dave Joeckel ... Twin brother, Matt, plays QB at Texas A&M ... Older brother, David, played on the offensive line at DePauw ... Father was a four-year letterman and three-year starter as an offensive lineman at Texas Tech and now serves as a trial lawyer in Fort Worth ... Grandfather, Reece Washington, played tight end for Texas Tech.

37 **JOHNATHAN CYPRIEN**
SAFETY
 6-0 217 LBS.
 FLORIDA INTERNATIONAL
 BORN JANUARY 1, 1990
 NORTH MIAMI BEACH, FLORIDA
 ACQ. 2ND ROUND OF 2013 DRAFT (33RD)
 EXP: ROOKIE



COLLEGE: Four-year letterman ... Appeared in 50 career games, starting the final 45 ... Career totals include a school-record 365 tackles, 22 passes defensed, 13.5 tackles for a loss, seven INTs (one returned for a TD), a school-record six forced fumbles, two fumble recoveries and one sack ... His 213 solo tackles rank fifth overall (second among DBs) among active NCAA FBS players ... Majored in physical therapy.

2012: Team Captain ... Named the Sun Belt Conference Defensive Player of the Year by The NFL Draft Report ... First-team All-Sun Belt Conference selection ... Started all 12 games at SS ... Led the team for the second time in three seasons with 93 tackles (54 solo) ... Recorded five pass breakups, four INTs, 3.5 tackles for a loss, and one forced fumble ... Opened the season with nine tackles (seven solo) vs. Duke ... In the following game, made 11 tackles (nine solo) vs. Akron ... Recorded a season-high 12 tackles (seven solo) vs. Central Florida ... Registered eight tackles, one interception, one forced fumble and one tackle for a loss vs. FAU ...

2011: Earned second-team All-Sun Belt Conference honors ... Started all 13 games at SS ... Finished third on the team with 81 tackles (48 solo) ... Made eight pass breakups, 5.5 tackles for a loss, one sack, one INT and blocked one kick ... Named Sun Belt Conference Defensive Player of the Week after his nine-tackle, one INT performance vs. Louisiana-Monroe ... Produced a season-high 11 tackles at Louisville ...


2010: Honored as a second-team All-Sun Belt Conference selection ... Started all 13 games at SS ... Led team with a career-high 113 tackles (63 solo) ... Became the fourth player in school history to make at least 100 tackles in a season ... Forced three fumbles and recovered one fumble ... Recorded six pass breakups and one INT ...

2009: Appeared in all 12 games, making seven starts ... Finished second on the team with 78 tackles (48 solo) ... Recorded three pass breakups, two forced fumbles, 1.5 tackles for a loss, one INT and one fumble recovery.

HIGH SCHOOL: Attended North Miami Beach (Fla.) High School ... Team captain as a senior ... Played both SS and WR ... As a junior, led the Chargers to a 12-1 record and a 16th-ranking in the state of Florida. Earned All-Dade County honors from the Miami Herald and was an All-District 12-6A first-team selection ... Teammates with current Detroit Lions safety, Louis Delmas and Tampa Bay Buccaneers cornerback, E.J. Biggers ... Honor Roll student.

PERSONAL: Son of Roselaure and Kennel Cyprien ... One of five children ... Twitter handle is @J_Cyprien.

27
DWAYNE GRATZ
CORNERBACK
5-11 201 LBS.
CONNECTICUT
BORN MARCH 8, 1990
PISCATAWAY, NEW JERSEY
ACQ. 3RD ROUND OF 2013 DRAFT (64TH)
EXP: ROOKIE



COLLEGE: Four-year letterman ... Appeared in 50 games, including 39 starts ... Career totals include 189 tackles (141 solo), 30 passes defenses, 11 tackles for a loss, eight INTs, three forced fumbles and three fumble recoveries ... Ranked 23rd among active NCAA FBS players with eight INTs ... Returned two INTs for TDs ... Sociology major.

2012: Named first-team All-Big East and All-America Super Sleeper by The NFL Draft Report ... Started all 12 games ... Led defense that ranked 36th in the nation in pass defense (212.0 yards per game) and ninth in total defense (309.62 yards per game) ... Allowed only 22-of-91 passes targeted in his area (24.18%) to be completed for 172 yards (7.82 yards per completion / 1.89 yards per attempt) ... Opened the season with a 37-yard INT return for a TD vs. UMass ... Recorded a season-high 11 tackles (eight solo) and three pass breakups vs. Louisville ...

2011: Earned second-team All-Big East honors ... Started all 11 games at CB ... Recorded 53 tackles (35 solo), four pass breakups, three INTs, and one forced fumble ... Posted eight tackles (four solo) and one interception vs. Iowa State ... Talled three tackles, including one for a loss and one interception vs. Ryan Nassib and Syracuse ... Finished the year with a season-high nine tackles (five solo), one INT and one forced fumble vs. Cincinnati ...

2010: Named second-team All-Big East and third-team Sophomore All-America by NFLDraftScout.com ... Started 11 of 13 games at CB ... Ranked third on the team with a career-high 63 tackles (54 solo). Totaled 10 passes defended, two INTs (one for a TD), one fumble recovery and one forced fumble ...

2009: Appeared in all 13 games, starting four of the last five games ... Season totals include 20 tackles (16 solo), four passes defended and one fumble recovery ... Returned a fumble recovery 34 yards for a TD vs. Syracuse ... Allowed 7-of-26 (26.92%) passes to be completed for 58 yards (8.29 yards per reception / 2.23 yards per attempt) ...

2008: Redshirt freshman ... Named the Defensive Scout Player of the Week before the season opener vs. Hofstra and awarded Special Teams Scout Player of the Week before the Baylor, Cincinnati and West Virginia games.

HIGH SCHOOL: Attended Piscataway (N.J.) High School ... Served as the team captain his senior year ... Garnered All-State and All-Region honors ... Played WR and CB ... Helped team compile 9-3 and 7-3 records during his first two seasons ... As a senior, led team to an 11-1 mark, ranking 21st in the state ... Recorded 65 tackles and 16 passes defended his senior year ... Won the state championship in both 2005 and 2007 ... Named All-County in track after running a 7.5 in the 55-meter hurdles.

PERSONAL: Son of Wanda Gratz ... One of eight children ... Third-oldest of his siblings ... Has three brothers and four sisters ... All three brothers played WR and DB in high school ... Twitter handle is @DJG24_7.

18
ACE SANDERS
WIDE RECEIVER/PUNT RETURNER
5-7 178 LBS.
SOUTH CAROLINA
BORN NOVEMBER 11, 1991
BRADENTON, FLORIDA
ACQ. 4TH ROUND OF 2013 DRAFT (101ST)
EXP: ROOKIE



COLLEGE: Declared for draft following junior season ... Explosive playmaker sees action at WR and as a punt returner ... Finished career with 99 receptions for 1,230 yards (12.4 avg.) and 13 TDs along with 53 punt returns for 594 yards (11.2 avg.) and three TDs ... Set single-season school record for punt return yards in 2012 and his nine receiving TDs ranked sixth ... Named co-Special Teams Player of the Year as a junior after recording eight punt returns of 27 yards or more ... Majored in journalism.

2012: Started all 13 games as a junior and led team with a career-high 45 catches for 531 yards and nine TDs ... Returned 28 punts for 15.3-yard average with two TDs ... Second-team All-SEC selection by the Associated Press ... Co-Special Teams Player of the Year ... His 15.3-yard punt return average ranked fourth in the nation and was second-best in school history ... Had eight punt returns of 27 yards or more including a 70-yarder for a score against Georgia, a 50-yarder at LSU and a 63-yard TD vs. Michigan in the Outback Bowl ... Finished his career with a career-high nine catches for 92 yards and two TDs in Outback Bowl and earned MVP honors ...


2011: Started eight of 13 games and totaled 29 catches for 383 yards (13.2 avg.) with two TDs ... Added 16 punt returns for 9.3-yard average and one TD, the fifth-highest average in the SEC ... Named team's Most Improved WR in the spring ... Scored two TDs in season-opener against East Carolina, a three-yard TD pass and a 68-yard punt return for a score ...

2010: Appeared in all 14 games as a freshman and was named to the Freshman All-SEC team by the league's coaches ... Ranked fourth on the team with 25 catches for 316 yards (12.6 avg.) and two TDs ... Added five rushes for 56 yards (11.2 avg.) and 16 yards on nine punt returns ... Threw a three-yard TD pass to QB Stephen Garcia in the Chick-fil-A Bowl vs. Florida State.

HIGH SCHOOL: Attended Manatee High School in Bradenton, Fla. ... Regarded as the 10th-best WR in the nation according to Scout.com ... Helped team to Florida State Class 5A Championship game as a senior, catching 65 passes for 990 yards and 10 TDs ... Finished with 29 receptions for 578 yards (19.9 avg.) with seven TDs as a junior.

PERSONAL: Son of Twanda and Tracy Sanders ... Father played football for legendary coach Bobby Bowden at Florida State from 1976-79 and later played professionally in the NFL and World Football League ... Full name: Tracy Lavon Sanders ... Twitter handle is @AceSanders1.

29
DENARD ROBINSON
OFFENSIVE WEAPON
6-0 197 LBS.
MICHIGAN
BORN SEPTEMBER 22, 1990
DEERFIELD BEACH, FLORIDA
ACQ. 5TH ROUND OF 2013 DRAFT (135TH)
EXP: ROOKIE



COLLEGE: Four-year letterman ... Appeared in 49 games, making 37 starts – 35 at QB and two at RB ... Holds the NCAA record for career rushing yards by a QB (4,495) ... Became the first player in NCAA history to pass for 2,500 yards and rush for 1,500 yards in a single season ... Set the NCAA-record for single-season rushing yards by a QB (1,702) ... Fourth player in NCAA history to gain 2,000 yards passing and 1,000 yards rushing in a season twice in his career (2010, 2011) – Brad Smith (Missouri), Joe Webb (UAB) and Colin Kaepernick (Nevada) ... Eighth player in NCAA history to rush for 40 TDs and pass for 40 TDs ... Majored in general studies.

2012: Named All-Big Ten honorable mention ... Completed 89 of 166 passes for 1,319 yards, nine TDs and eight INTs ... Rushed 177 times for 1,266 yards and seven TDs and caught three passes for 31 yards ... Twice named Big Ten Offensive Player of the Week ... Starting at RB vs. Iowa, rushed 13 times for 98 yards and caught two passes for 24 yards ... Completed 16 of 24 passes for 291 yards and three TDs and rushed 10 times for 109 yards and one TD vs. UMass ...

2011: Awarded second-team (media) All-Big Ten honors ... Started all 13 games at QB ... Sugar Bowl champion ... Led the team to 11-2 record ... Named U-M's Bo Schembechler Team MVP ... Totaled 1,176 rushing yards for 16 TDs and threw for 20 passing TDs ... Semifinalist for Davey O'Brien National Quarterback Award ... Named Big Ten Offensive Player of the Week after he completed 14 of 17 passes for 167 yards and three TDs and rushed 26 times for 170 yards and two TDs vs. Ohio State ... Threw for a career-high 338 passing yards in a come-from-behind victory vs. Notre Dame ...

2010: Took over QB duties and started all 13 games ... Set the single-season Division-I FBS record for rushing yards by a QB and became the only player in NCAA history to both pass and rush for 1,500 yards ... Broke the Big Ten Conference season record with 4,272 yards of total offense (2,570 yards passing and 1,702 yards rushing) ... Set the Michigan single-game record with 502 yards of total offense ... Named 2010 Chicago Tribune Silver Football as the Big Ten Conference MVP ... Selected by the Pro Football Writers Association of America as first-team All-America ... Offense finished second in the nation in total yards per game (328.6) ... Completed 182 of 291 passes for 2,570 yards, 18 TDs and 11 INTs and rushed 256 times for 1,702 yards and 14 TDs ... Finished fourth in the nation in rushing (130.9 yards per game) ... In his first start at QB, set then-school records for total offense (383 yards) and rushing yards by a QB (197 yards) ...



2013 DRAFT CLASS



2009: Earned his first varsity letter, playing in all 12 games ... Saw action at QB in all 12 games and started one game at RB ... Season totals include 69 rushes for 351 yards and five TDs (ranked 2nd on the team) ... Completed 14 of 31 passes for 188 yards and two TDs ... Scored two TDs on three rush attempts for 60 yards vs. Eastern Michigan.

HIGH SCHOOL: Attended Deerfield Beach (Fla.) High School ... Completed 262 of 576 attempts for 4,784 yards and 44 TDs as a three-year starting QB and rushed 217 times for 1,132 yards and 13 TDs ... As a senior, completed 100 of 231 passes for 1,872 yards and 18 TDs and rushed 93 times for 538 yards and eight TDs ... Contributed 19 total TDs during his junior season ... Named Prep Star All-America and named to the publication's Top 250 ... Member of the 2008 FHSAA track state champion on the 4x100-meter relay team.

PERSONAL: Son of Thomas Robinson, Sr. and Dorothea Robinson ... Nicknamed "Shoelace." ... Twitter handle is @DenardX.

26

JOSH EVANS

SAFETY

6-0 205 LBS.

FLORIDA

BORN JUNE 5, 1991

IRVINGTON, NEW JERSEY

ACQ. 6TH ROUND OF 2013 DRAFT (169TH)

EXP: ROOKIE

COLLEGE: Three-year letterman ... Appeared in 47 games, making 24 starts at FS ... Career totals include 154 tackles (101 solo), seven tackles for a loss, five INTs, four passes defended, 3.5 sacks and one fumble recovery ... Majored in sociology.

2012: Started all 13 games at FS ... Led the team with a career-high 83 tackles (49 solo) ... Posted 2.5 sacks, 4.5 tackles for a loss, three INTs and three pass breakups ... Helped defense finish fifth in the nation in scoring defense (14.46 points against per game), fifth in total defense (287.46 yards per game) and 17th in pass defense (192.54 yards per game) ... Made five or more tackles in 12 of 13 games ... Led the team in tackles in four of 13 games ... Posted a season-high eight tackles vs. Texas A&M ...

2011: Appeared in all 13 games, making eight starts at FS ... Finished fifth on the team with 51 tackles (38 solo) ... Recorded five tackles (four solo), one sack and one fumble recovery in the Gator Bowl vs. Ohio State ... Posted a career-high 11 tackles at South Carolina ...

2010: Saw action in all 13 games, making three starts ... Member of the kick-off return unit ... Recorded 14 tackles (10 solo) ... Made the third start of his career in the 2011 Outback Bowl vs. Penn State, tallying four tackles ... Made his first-career INT at Vanderbilt ... Made his first-career start and added two tackles vs. Miami (Ohio) ...

2009: Played in eight games and was a defensive reserve ... Recorded six tackles (four solo), including one tackle in the Sugar Bowl win over Cincinnati ... Made his first-career tackle vs. Troy ... Posted two tackles in the regular season finale vs. Florida State.

HIGH SCHOOL: Attended Irvington (N.J.) High School ... Primarily a QB and FS ... Completed 123 of 190 passes for 1,856 yards and 18 TDs and rushed for 1,403 yards and 14 TDs during his career ... As a senior, recorded 78 tackles and seven INTs ... Named the Star-Ledger Essex County Player of the Year and was a first-team All-State selection ... Also lettered in track and helped lead team to the Group III Track co-state championship title while competing in hurdles, relay and high jump.

PERSONAL: Son of James and the late Joycita Evans ... Brother, James, played football and was freshman All-America at the University of Buffalo ... Twitter handle is @JAY_E_9.

31

JEREMY HARRIS

CORNERBACK

6-2 185 LBS.

NEW MEXICO STATE

BORN APRIL 26, 1991

DORSEY, CALIFORNIA

ACQ. 7TH ROUND OF 2013 DRAFT (208TH)

EXP: ROOKIE

COLLEGE: Appeared in 25 games in last two seasons ... Career totals include 83 tackles, 12 pass breakups, two forced fumbles, one INT and one tackle for a loss ... Transferred to New Mexico State following two seasons at East Los Angeles Junior College.

2012: Started all 12 games at CB ... Named first-team All-WAC ... Season totals include 56 tackles (37 solo), 10 pass breakups, two forced fumbles, one tackle for a loss and one INT ... Recorded five tackles in six games of the 12 games ... Ranked sixth in the WAC in pass breakups (10) ...

2011: Appeared in 13 games at CB ... Tallied 27 tackles and two pass breakups ... In season opener, recorded three tackles and a pass breakup vs. Ohio ... Made a season-high five tackles vs. Hawaii ... Added four tackles vs. Louisiana Tech.

JUNIOR COLLEGE: Played two season at East Los Angeles Junior College, starting every game at CB ... In 2010, tallied 17 tackles, three INTs, three pass breakups and one fumble recovery ... Returned one INT for a TD ... Returned five kickoffs for 91 yards (18.2 yards per return) ... Led the team with 218 yards on kick returns (24.2 yards per return), including one for a TD.

HIGH SCHOOL: Attended Dorsey High School in Dorsey, Calif. ... Named a second-team All-District selection in 2007 ... Helped lead team to a 16-8 record during his junior and senior seasons ... Ran track, earning a third place finish in the city meet in 2007 and a second place finish and third in the state in his senior season.

PERSONAL: Son of Chandra Franklin ... Also raised by his grandmother, Joanna Franklin ... Twitter handle is @JeremyHarris_31.

35

DEMETRIUS MCCRAY

CORNERBACK

6-0 185 LBS.

APPALACHIAN STATE

BORN MAY 11, 1991

COVINGTON, GEORGIA

ACQ. 7TH ROUND OF 2013 DRAFT (210TH)

EXP: ROOKIE

COLLEGE: Four-year letterman ... Appeared in 48 games ... Career totals include 123 tackles (83 solo), 26 passes defended, 10 INTs, 3.0 tackles for a loss, two sacks and one forced fumble ... Two-time Division I-AA All-America ... Two-time first-team All-Southern Conference ... Majored in criminal justice.

2012: Appeared in all 12 games at CB ... Buck Buchanan Award finalist (NCAA Division I FCS Defensive Player of the Year) ... First-team All-Southern Conference ... Recorded 55 tackles (37 solo), eight passes defended, four interceptions and one forced fumble ... NFLPA Collegiate Bowl participant ... NFL Combine participant ...

2011: Played in 12 games at CB ... Named fourth-team All-America by Phil Steele Publications ... First-team All-Southern Conference (coaches and media) ... Season totals include 48 tackles (35 solo), career-high five INTs, 14 passes defended and one forced fumble ... Led Southern Conference and tied for eighth nationally with five INTs ... All five INTs and seven pass of his nine pass breakups came in Southern Conference play ... Named SoCon Defensive Player of the Month in October after recording four interceptions in four games ... Made a season-high 11 tackles and one interception in a 28-21 come-from-behind win at Elon in the regular-season finale ...

2010: Appeared in 11 games at CB ... Totaled 19 tackles (11 solo), one INT and four passes defended ... Missed late-season games vs. Georgia Southern and Wofford due to a thigh injury ... Made his first-career start vs. Florida in the regular season finale and posted four tackles ... Recorded his first-career INT vs. WIU in ASU's 41-14 victory ... Primarily played special teams prior to the final three games of the season ...

2009: Played in 13 of 14 games, primarily on special teams ... Recorded his only tackle of the season in postseason opener vs. South Carolina State.


HIGH SCHOOL: Played at Newton High School in Covington, Ga. ... Named county's Athlete of the Year after a standout senior season at QB and DB ... First-team All-Conference and 2-AAAA All-Region selection at DB ... Surpassed 1,600 yards of total offense after taking over as QB following the season opener ... On defense, totaled 40 tackles, 14 passes defended, seven INTs and one forced fumble ... Helped lead Berkeley High School (Moncks Corner, S.C.) to the South Carolina state semifinals before transferring to Newton.

PERSONAL: Full name is Demetrius Charles McCray ... Son of Verchelle Brown ... Twitter handle is @McCrayD_10.

33

CHRIS BANJO

SAFETY
5-10 204 LBS.
SOUTHERN METHODIST
BORN FEBRUARY 26, 1990
SUGAR LANE, TEXAS
ACQ. FREE AGENT 2013



Career Notes: Signed contract after participating in veteran minicamp for the Jaguars on a tryout basis ... Four-year starting safety at SMU ... Participated on a tryout basis in 2012 for Oakland Raiders and Pittsburgh Steelers at rookie minicamp ... Was at 2013 Dallas Super Regional Combine ... Honorable-mention All-Conference USA selection as a senior ... Started all 12 games as a senior and posted 82 tackles (50 solo) ... Started all 14 games as a junior and was named second-team All-Conference USA ... Tallied a career-best 92 tackles with 6.5 for loss along with two interceptions ... Made 86 tackles as a sophomore ... Attended Kempner High School in Texas.

98

T.J. BARNES

DEFENSIVE TACKLE
6-7 364 LBS.
GEORGIA TECH
BORN JUNE 14, 1990
ENTERPRISE, ALABAMA
ACQ. ROOKIE FREE AGENT 2013



Career Notes: Four-year letterman ... Tied the school-record for games played (54) ... Career totals included 75 tackles, 8.5 tackles for a loss, four pass breakups and 2.5 sacks ... Has experience in both 4-3 and 3-4 schemes ... Started all 14 games at DT as a senior ... Recorded 28 tackles (12 solo), 5.0 tackles for a loss and 1.5 sacks en route to earning honorable mention All-ACC honors by the league's head coaches ... As a junior, played in all 13 games as a backup at DT and tallied 11 tackles, 1.5 for a loss and one sack ... Played in 12 games as a sophomore and appeared in all 14 games as a redshirt freshman ... Majored in business management ... Attended Enterprise High School (Ala.) where he played both OT and DT ... Set school record with eight sacks in one game as a senior ... Father, Terry Jones, played football at Auburn along with cousins, Fred Baxter and Randy Hart ... His brother, Beau Reliford, played at Florida State ... Has four teenage siblings ... Full name: Tarence Jarviz Barnes.

44

MAALIK BOMAR

LINEBACKER
6-0 232 LBS.
CINCINNATI
BORN AUGUST 1, 1990
CINCINNATI, OHIO
ACQ. ROOKIE FREE AGENT 2013




Career Notes: Three-year letterman ... Appeared in 47 games at LB ... Career totals include 178 tackles (133 solo), 15.0 tackles for a loss, five passes defended, three sacks, two forced fumbles, two fumble recoveries and one INT ... Recorded 68 tackles (51 solo), 3.5 tackles for a loss, two passes defended and one INT as a senior ... Named Big East Defensive Player of the Week after making 16 tackles (nine solo) vs. Virginia Tech ... As a junior, tallied 45.5 tackles (30 solo), 3.5 tackles for a loss, three passes defended and two fumble recoveries ... Made first career start as a sophomore ... Attended Winton Woods High School (Ohio) ... Son of Jerry and Tina Bomar ... One of seven siblings ... Brother, Tahj, played football at Washington and father, Jerry, played football at Marshall ... Graduated with a degree in exploratory studies.

41

MARCUS BURLEY

CORNERBACK
5-10 185 LBS.
DELAWARE
BORN JULY 16, 1990
RICHMOND, VIRGINIA
ACQ. ROOKIE FREE AGENT 2013



Career Notes: Four-year letterman ... Appeared in 48 games, making 33 starts ... Career totals included 169 tackles (119 solo), 18 pass breakups, four INTs, three tackles for a loss, three fumble recoveries and one forced fumble ... As a senior, started all 11 games and recorded 27 tackles (19 solo), five passes defended and one fumble recovery ... Earned third-team All-CAA honors as a junior while starting all 11 games at CB ... As a redshirt freshman in 2009, tallied a career-high 51 tackles (39 solo) including a single-game high of nine tackles vs. William & Mary ... Redshirted in 2008 ... Attended Highland Springs (Va.) High School and led team to a 10-0 record and Capital District title in 2007 ... Son of Charles and Marcella Burley ... Has a younger sister ... Cousin, Herbert Turner, played college football for three seasons ... Majored in sport management and minored in leadership.

70

R.J. DILL

OFFENSIVE TACKLE
6-6 316 LBS.
RUTGERS
BORN JULY 26, 1990
MECHANICSBURG, PENNSYLVANIA
ACQ. ROOKIE FREE AGENT 2013




Career Notes: Four-year letterman ... Started all 13 games at RT at Rutgers in 2012 after transferring from Maryland following the 2011 season ... Three-year starter at Maryland ... Appeared in 37 games for the Terrapins, making 33 career starts (23 at RT, 10 at LT), including the final 30 of his career ... Attended Trinity (Pa.) High School ... Started at offensive and defensive tackle for coach Jeff Boger ... Four-year letterman on the basketball team ... Son of Bob and Michelle Dill ... Graduated from Maryland in December 2011 with a degree in economics.

39

DE'LEON ESKRIDGE

RUNNING BACK
5-11 215 LBS.
SAN JOSE STATE
BORN DECEMBER 19, 1989
SAN FRANCISCO, CALIFORNIA
ACQ. ROOKIE FREE AGENT 2013



Career Notes: Signed contract with Jaguars after participating with club during rookie minicamp on a tryout basis ... Three-year letterman at Minnesota before transferring to San Jose State for his senior year ... In his one season at SJSU, played in all 13 games and rushed 207 times for a team-high 1,060 yards (5.0 avg.) and 11 TDs ... Also caught 28 passes for 156 yards ... At the University of Minnesota, he played in 37 games and rushed for 1,670 yards and 17 TDs on 451 carries ... In 2010, led the Golden Gophers in rushing accumulating 698 yards on 193 carries (3.6 avg.) and seven TDs in 12 games ... As a sophomore, tied for third on the team in rushing with 294 yards, starting two games ... As a freshman, started nine games and was the team's leading rusher with 678 yards and seven TDs ... Attended Serra (Calif.) High School in San Mateo, Calif., where he starred at RB for coach Patrick Walsh ... Finished two seasons as the school's career leader in TDs scored (37), breaking the record previously set by NFL Hall of Famer, Lynn Swann ... Rushed for 2,293 yards, averaging 8.0 yards per carry with 31 TDs ... Caught four TD passes and scored twice on punt returns ... Majored in communication studies.



UNDRAFTED ROOKIES



53

JEREMIAH GREEN

LINEBACKER


6-1 245 LBS.

NEVADA

BORN MAY 8, 1990

TULARE, CALIFORNIA

ACQ. ROOKIE FREE AGENT 2013



Career Notes: Three-year letterman at Nevada after transferring from College of the Sequoias in Visalia, Calif. ... Appeared in 39 career games at LB ... As a senior, started all 12 games and recorded 61 tackles (38 solo), 5.5 tackles for a loss, two sacks and one fumble recovery ... Started all 13 games at LB as a junior and finished seventh on the team with 48 tackles ... Also added seven passes defended, three INTs, including one returned for a TD and two tackles for a loss ... Recorded at least one tackle in all 13 games ... As a sophomore, appeared in all 14 games ... Attended Tulare Union (Calif.) High School ... Three-sport letterwinner in football, basketball and track ... Son of Virgil and Sharon Green ... Older brother, Virgil, was a TE for Nevada and drafted by the Denver Broncos in the seventh round of the 2011 Draft ... Majored in criminal justice.

69

J.D. GRIGGS

DEFENSIVE END

6-5 244 LBS.

AKRON

BORN NOVEMBER 5, 1990

PISCATAWAY, NEW JERSEY

ACQ. ROOKIE FREE AGENT 2013



Career Notes: Signed contract with Jaguars after participating with club during rookie minicamp on a tryout basis ... Two-year letterman at Akron ... As a senior, started all 12 games at DE and recorded 41 tackles (30 solo), 11 tackles for a loss, six sacks, three pass breakups and one INT ... As a junior, played in all 12 games at DE and made seven stars ... Totaled 28 tackles (14 solo) and ranked second on the team with five tackles for a loss ... Transferred to Akron from Nassau (N.Y.) Community College where he tallied 50 tackles, 18 tackles for a loss and eight sacks ... Finished 11-0 and ranked No. 4 for JUCO nationally ... Named All-Northeast Conference ... Attended Piscataway (N.J.) High School with third-round draft selection, Dwayne Gratz, where he led the team to an 11-1 record and second in the state ... Earned All-State and All-Area in both football and basketball ... Son of John and Catherine Griggs ... Has one brother, Malcolm, who plays football at New Hampshire.

79

PAUL HAZEL

DEFENSIVE END


6-5 227 LBS.

WESTERN MICHIGAN

BORN MAY 4, 1990

MIAMI, FLORIDA

ACQ. ROOKIE FREE AGENT 2013



Career Notes: Four-year letterman ... Also saw action on the Western Michigan basketball team during the 2012-13 season ... Appeared in 49 games, making 19 starts at DE ... Career totals include 104 tackles (55 solo), 24.0 tackles for a loss, 17.5 sacks, seven forced fumbles, six pass breakups and one fumble recovery ... Played in 12 games as a senior with four starts at LB, recording 20 tackles (10 solo), four sacks, three forced fumbles and two pass breakups ... Saw action in 13 games as a junior with three starts ... Posted a career-high 46 tackles (25 solo) as a sophomore along with eight sacks and 12.0 tackles for loss while earning third-team All-MAC honors ... Named All-Dade County in football and basketball as a senior at South Miami High School ... Son of Rachel Hazel and Simon Codrington, Jr. ... Majored in criminal justice.

91

ABRY JONES

DEFENSIVE TACKLE


6-4 312 LBS.

GEORGIA

BORN SEPTEMBER 8, 1991

WARNER ROBINS, GEORGIA

ACQ. ROOKIE FREE AGENT 2013



Career Notes: Three-year letterman ... Appeared in 46 games, making 26 starts at DE and DT ... Career totals include 107 tackles (52 solo), 35 QB pressures, 13.5 tackles for a loss, 5.0 sacks and two forced fumbles ... As a senior, started six of seven games and made 17 tackles before missing the final seven games due to an ankle injury ... Received the David Jacobs Award as a player who, by example, portray courage, spirit, character and determination ... As a junior, received the team's Most Improved Player Award (defense) after starting all 14 games and recording 48 tackles (28 solo), 20 QB pressures, 7.0 tackles for a loss and 4.0 sacks ... Named SEC Defensive lineman of the Week after tallying four tackles (1.5 for a loss) vs. Kentucky and three tackles, three pass breakups and a forced fumble at Vanderbilt ... Appeared in all 13 games with six starts as a sophomore ... Registered a career-high 16 tackles (two for a loss) and one forced fumble vs. Georgia Tech ... Saw action in 12 games as a freshman ... Attended Northside (Ga.) High School ... USA Today All-USA second-team selection ... Majored in communication studies.

81

JAMAL MILES

WIDE RECEIVER

5-9 188 LBS.

ARIZONA STATE

BORN FEBRUARY 28, 1991

PEORIA, ARIZONA

ACQ. ROOKIE FREE AGENT 2013



Career Notes: Four-year letterman ... Played in 43 games and set the school record with 1,866 kick return yards ... Returned 80 kickoffs for 1,866 yards (23.2 yards per return) and four TDs ... Finished his career with 16 TDs (10 receiving, three kick returns, two rushing and one punt return) ... Registered kick returns of 98 and 99 yards, both for TDs ... Had 128 career receptions for 995 yards and 10 TDs ... Receiving yardage increased each season at Arizona State ... Played in 12 games as a senior, finishing with 21.8-yard kickoff return average, 8.8-yard punt return average and 37 catches for 373 yards ... Second-team All-Pac-12 selection as a return specialist as a junior ... Accounted for 10 TDs (6 receiving, 2 kickoff returns, 1 punt return, 1 passing) while totaling 60 receptions for 361 yards ... Attended Peoria (Ariz.) High School ... Started on offense (RB), defense (DB) and special teams (KR, PR) ... Rated as the state's top RB by Rivals.com ... As a senior, rushed 231 times for 2,168 yards (9.4 yards per carry) and 29 rushing TDs in 11 games (197.1 rushing yards per game) ... Majored in business information systems, with focuses on sociology and education.

61

STEPHANE MILHIM

GUARD


6-4 300 LBS.

MASSACHUSETTS

BORN NOVEMBER 20, 1990

PEMBROKE PINES, FLORIDA

ACQ. ROOKIE FREE AGENT 2013




Career Notes: Four-year letterman ... Appeared in 40 games on the offensive line ... As a senior, started all 13 games at guard ... Started all 11 games as a junior on the offensive line ... Started all 10 games as a sophomore, including the first of his career vs. Maine in the season opener ... As a freshman, started six of the last seven games at RG ... Redshirted in 2008 ... Attended Flanagan (Fla.) High School in Pembroke Pines, Fla. ... Sun-Sentinel All-County honorable mention ... Son of Jean-Pierre Emile Milhim and Gina Nicaise ... Has three brothers ... Majored in Afro-American studies ... Full name: Stephane Emile Milhim.

88

RYAN OTTEN

TIGHT END
6-6 241 LBS.
SAN JOSE STATE
BORN APRIL 7, 1990
LOOMIS, CALIFORNIA
ACQ. ROOKIE FREE AGENT 2013




Career Notes: Four-year letterman and three-year starter ... Appeared in 42 games, making 28 starts ... Finished career with 126 receptions for 1,760 yards and 12 TDs, the most in school history by a tight end ... Recorded four career 100-plus yard receiving games ... Only San Jose State TE with two 700-plus yard receiving seasons ... Two-time Mackey Award National TE of the Week ... Two-time first-team All-WAC ... Team captain ... Played in 2013 Senior Bowl ... Started all 13 games as a senior and made 47 receptions for 742 yards (15.8 avg.) with four TDs ... His 15.8 average per catch was highest in nation by a tight end ... Recorded a career-high 52 catches for 739 yards (14.2 avg.) as a junior ... As a sophomore, played in six games, making four starts ... Missed six games due to injury ... As a freshman, played in all 12 games, starting seven of the first eight ... Caught at least one pass in six games ... Spent the 2008 season as a redshirt ... Attended Del Oro (Calif.) High School in Loomis, California ... First-team All-NorCal selection by Scout.com ... Son of Laurie Cruse Otten ... Graduated with a degree in business management.

49

KYLER REED

TIGHT END
6-3 225 LBS.
NEBRASKA
BORN APRIL 14, 1990
SHAWNEE, KANSAS
ACQ. ROOKIE FREE AGENT 2013




Career Notes: Four-year letterman ... Appeared in 51 games, making 18 starts ... Career totals include 67 receptions for 1,063 yards (15.9 avg.) and 11 TDs ... Ranks second in school history with 67 receptions for a TE ... One of just five TEs in school history with 1,000 or more receiving yards ... Earned honorable-mention All-Big Ten as a senior ... As a senior, started three of 14 games and caught 24 passes for 357 yards (14.9 avg.) and two TDs ... Finished with 15 catches for 257 yards (17.1 avg.) as a junior ... Had his best statistical season as a sophomore when he started 10 of 14 games and made 22 receptions for 395 yards (18.0 avg.) and eight TDs ... Had a career-high two TD receptions vs. Colorado in 2010 ... Attended St. Thomas Aquinas (Kan.) High School in Overland Park, Kan. ... As a senior, recorded 500 receiving yards at tight end, 350 rushing yards at running back and threw for a TD, while starting as a defensive back on defense ... First-team All-State as a senior ... Son of Linda and Kenny Reed ... Graduated with a degree in business administration in December 2012.

83

TOBAIS PALMER

WIDE RECEIVER
5-11 178 LBS.
NORTH CAROLINA STATE
BORN FEBRUARY 20, 1990
PITTSBORO, NORTH CAROLINA
ACQ. ROOKIE FREE AGENT 2013




Career Notes: Two-year letterman ... Appeared in 25 games, making 20 starts ... Career totals include 91 receptions for 1,277 yards (14.0 yards per catch) for 11 TDs ... Started all 13 games as a senior and made team-high 54 catches for 781 yards (14.5 yards per catch) and six TDs ... As a junior, started seven of 12 games and was the fourth-leading receiver on the team with 37 receptions ... Made his first career start at Wake Forest ... Started and led the team in receptions (5) with 94 receiving yards vs. North Carolina ... Redshirted the 2010 season ... Spent two seasons at Georgia Military College under coach Brett Williams ... Saw action at both RB and WR ... Attended Northwood (N.C.) High School in Pittsboro, North Carolina ... Rushed for over 4,700 yards and scored more than 80 all-purpose TDs in three seasons ... Earned the Chatham County Male Athlete of the Year award as a senior ... AA-State champion in the 100-meter dash as a senior ... Majored in sport management.

56

LAROY REYNOLDS

LINEBACKER
6-1 243 LBS.
VIRGINIA
BORN NOVEMBER 3, 1990
NORFOLK, VIRGINIA
ACQ. ROOKIE FREE AGENT 2013




Career Notes: Four-year letterman ... Appeared in 45 games, making 34 starts and 250 tackles in four seasons ... Started 10 games as a senior and ranked second on the team with 90 tackles, including 9.5 for a loss ... One of four team captains ... Recorded a career-high 15 tackles vs. Virginia Tech ... Earned honorable-mention All-ACC honors ... As a junior, one of 13 players to start all 13 games and made 88 tackles ... Tallied a season-high 12 tackles, including 1.5 for a loss vs. Southern Mississippi ... Moved from DB to LB as a sophomore and started 11 of 12 games ... Led the team with 66 tackles ... As a freshman, appeared in 10 games on special teams ... Attended Maury (Va.) High School ... Saw action at WR, RB, QB, DB and LB ... First-team all-district LB and second-team all-district WR as a senior ... Finished his senior year with 99 tackles ... Also lettered in basketball ... Son of Roy and Yolanda Reynolds ... Has two sisters, Alex and Kita.

34

LONNIE PRYOR

FULLBACK
6-0 224 LBS.
FLORIDA STATE
BORN FEBRUARY 22, 1990
OKEECHOBEE, FLORIDA
ACQ. ROOKIE FREE AGENT 2013




Career Notes: Four-year letterman ... Appeared in 54 games, making 24 starts and recorded 718 rushing yards and 18 TDs on 124 carries (5.79 yards per carry) ... As a senior, appeared in 14 games and rushed 47 times for 376 yards (8.0 avg.) and eight TDs along with 13 receptions for 117 yards (9.0 avg.) ... Produced 32 TD-resulting blocks as FB ... In 2011, finished the season with 135 rushing yards and three TDs while starting eight of 13 games ... In his freshman and sophomore seasons, totaled 268 rushing yards with eight rushing TDs and added 201 receiving yards and four TDs on 22 receptions ... Attended Okeechobee (Fla.) High School ... Consensus All-State selection his final three seasons ... Rushed for 5,091 yards and 48 TDs on 605 carries (8.41 yards per carry) in three seasons ... Majored in criminal justice.

6

JORDAN RODGERS

QUARTERBACK
6-1 212 LBS.
VANDERBILT
BORN AUGUST 30, 1988
CHICO, CALIFORNIA
ACQ. ROOKIE FREE AGENT 2013



Career Notes: Two-year starter ... Began career at Butte Community College (Calif.) before transferring to Vanderbilt ... In two seasons at Vanderbilt, started 19 of 25 games and completed 299 of 535 passes (55.8 pct.) for 4,063 yards (7.59 yards per attempt) and 24 TDs ... Rushed 95 times for 364 yards (3.83 avg.) and three TDs ... As a senior, completed 191 of 319 passes (59.8 pct.) for 2,539 yards (7.96 yards per attempt) and 15 TDs ... In 2009, earned All-Northern California Football Association honors ... Attended Pleasant Valley (Cal.) High School in Chico, Cal. ... As a senior, led the team to an 8-3-1 record completing 110 of 181 passes (60.77%) for 1,699 yards (9.39 yards per attempt) and 14 TDs ... Named All-Eastern Football League ... Graduated in December 2012 with a degree in human and organizational development ... One of three sons of Darla and Ed Rodgers ... Older brother, Aaron, earned the 2011 Super Bowl MVP Award as QB of the Green Bay Packers ... Full name: Jordan Edward Rodgers.



UNDRAFTED ROOKIES



5 **MATT SCOTT**
 QUARTERBACK
 6-3 212 LBS.
 ARIZONA
 BORN NOVEMBER 9, 1990
 CORONA, CALIFORNIA
 ACQ. ROOKIE FREE AGENT 2013



Career Notes: Started 17 of 34 games including his final 12 ... Career totals include 415 of 676 passing (61.4 pct.) for 4,921 yards with 33 TDs and 19 INTs ... Rushed for 1,138 yards and eight TDs on 212 carries (5.37 yards per carry) ... His 1,138 rushing yards are the second-most in school history by a QB ... Owns third-highest completion percentage in school history (61.3 pct.) and ranks ninth in TD passes (33), 10th in passing yards (4,921) and sixth in total offense (6,059 yards) ... Holds school record for passing yards per completion (11.86) ... Named second-team All-Pac 12 as a senior ... Completed 301 of 499 passes for 3,620 yards with 27 TDs and 14 INTs ... Led the conference in total yards per game (343.83) ... Set the school's postseason record for total yards (403 - 382 passing and 21 rushing) in his final game in a 49-48 fourth-quarter victory over Nevada in the New Mexico Bowl ... Posted six 300-yard games ... Redshirted during the 2011 season ... Named the team's co-offensive MVP as a junior with 776 yards passing (66 of 93) for four TDs and two INTs along with 135 yards rushing ... Appeared in nine games as a sophomore and threw for 441 yards ... Saw action in six games as a true freshman in 2008 ... Attended Centennial High School in Corona, Cal. ... As a senior, earned Tacoma News Tribune Western 100, Long Beach Press-Telegram Best in the West, Prep Star All-American and CalHiSports first-team All-State honors ... Completed 174 of 285 passes (61.0 pct.) for 2,479 yards as a senior with 19 TDs and rushed 131 times for 1,099 yards (8.39 avg.) and 13 TDs ... Majored in human development.

40 **STEVEN TERRELL**
 SAFETY
 5-10 197 LBS.
 TEXAS A&M
 BORN SEPTEMBER 21, 1990
 ALLEN, TEXAS
 ACQ. ROOKIE FREE AGENT 2013



Career Notes: Four-year letterman ... Appeared in 52 games, making 24 starts ... Career totals include 139 tackles, four INTs, two forced fumbles and one fumble recovery ... Started all 13 games as a senior and recorded 61 tackles (37 solo), five passes defended, four tackles for a loss, two forced fumbles and two INTs ... As a junior, started four of 13 games and totaled 24 tackles (13 solo) and two INTs ... Selected to the first-team Academic All-Big 12 team ... Started seven of 13 games as a sophomore and tallied 46 tackles, two passes defended and a fumble recovery ... As a freshman, saw action in all 13 games on special teams and DB and made eight tackles ... Attended Allen (Tex.) High School ... Lead team to the 2008 5A Division I State Championship as a senior ... Named first-team All-State by the TSWA and The Associated Press ... Recorded 122 tackles, five blocked kicks, and two INTs as a senior ... As a junior, totaled 96 tackles, 12 passes defended, six blocked kicks and four INTs ... Son of Danny and Lorine Terrell ... Majored in sport management.

46 **CARSON TINKER**
 LONG SNAPER
 6-0 233 LBS.
 ALABAMA
 BORN NOVEMBER 15, 1989
 MURFREESBORO, TENNESSEE
 ACQ. ROOKIE FREE AGENT 2013



Career Notes: Two-year letterman ... Appeared in 38 games at LS ... Started all 13 games as a senior and successfully completed 133 of 135 snapping attempts ... As a junior, handled both field goal/extra point duties and punt duties and successfully completed all 130 snapping opportunities (91 FG/XP and 39 punts) ... As a sophomore, started all 13 games and was 121 of 123 on snapping opportunities (58 XP, 40 punts and 24 FG) ... As a freshman, saw action in a 45-0 win over Chattanooga on homecoming ... Redshirted in 2008 ... Attended Riverdale (Tenn.) High School in Murfreesboro, Tenn. ... Led team to an 11-1 record as a senior ... Went 11-2 as a junior ... Majored in pre-business.

62 **RODERICK TOMLIN**
 OFFENSIVE TACKLE
 6-5 312 LBS.
 MURRAY STATE
 BORN DECEMBER 10, 1990
 JACKSON, TENNESSEE
 ACQ. ROOKIE FREE AGENT 2013



Career Notes: Four-year letterman ... Appeared in 42 games, making 37 starts (33 at RT and four at LT) ... Started all 11 games at RT as a senior ... Helped pave the way for 23 rushing TDs ... Started all 11 games at RT as a junior and anchored an offensive line that was among the national leaders in total offense, passing offense and scoring offense ... Helped Racers set a school record with 630 passing yards vs. Tennessee State ... As a sophomore, started all 11 games at RT ... Part of offensive line that only allowed 16 sacks on 515 pass attempts ... Appeared in nine games with four starts at LT ... Redshirted in 2008 ... Attended Jackson North High School in Jackson, Tenn. ... Earned Outstanding Lineman Award after averaging five pancakes per game as a senior ... Also competed on the track and field team ... Son of Roderick and Gwendalyn Tomlin ... Has two sister Rashanna and Ramel ... Majored in mathematics ... Full name: Roderick C. Tomlin.

54 **MICHAEL ZIMMER**
 LINEBACKER
 6-1 235 LBS.
 ILLINOIS STATE
 BORN SEPTEMBER 23, 1990
 WHEELING, ILLINOIS
 ACQ. ROOKIE FREE AGENT 2013



Career Notes: Four-year letterman ... Appeared in 44 games at LB and totaled 269 tackles (135 solo), 12.0 tackles for a loss, eight passes defended, 6.5 sacks, two INTs, one fumble recovery and one forced fumble ... Started all 13 games at MLB as a senior and led the team with 127 tackles en route to first-team All-Missouri Valley Football Conference honors ... Posted six games with 10 or more tackles ... Registered a career-high 17 tackles vs. Missouri State ... As a junior, played in all 11 games, making two starts at WLB ... Finished the season with 29 tackles (23 solo) ... Recorded a season-high nine tackles at Youngstown State ... As a sophomore, started nine of 11 games at OLB and ranked fourth on the team with 65 tackles (31 solo) ... Posted a season-high 13 tackles vs. Youngstown State ... Earned MVFC All-Newcomer honors as a true freshman after starting five of nine games and totaling 48 tackles (25 solo), including four tackles for a loss ... Recorded his first-career INT vs. No. 9 Northern Iowa ... Attended Wheeling (Ill.) High School ... Three-sport athlete (football, basketball and track and field) ... Named to the Chicago Sun-Times Chicago 100 Team as a senior ... 2008 All-Mid-Suburban Conference as a senior ... Named All-State by Rivals.com ... Member of Wheeling High School's two-straight IHSA State Playoff teams ... Recorded 70 tackles as a senior, along with seven defensive TDs ... Son of Brian and Cindy Zimmer ... One of four children.

UNDRAFTED ROOKIES ON OPENING DAY ROSTER

YEAR	PLAYER
1995	TE Gordon Laro
1996	CB Rashid Gayle
1997	CB Kevin Devine, DE Jabbar Threats
1999	FB Stacey Mack
2001	RB Elvis Joseph, WR Randal Williams, FB Patrick Washington
2003	PK Seth Marler, WR Cortez Hankton, DT Matt Leonard
2004	TE Brian Jones, CB David Richardson
2005	G Dan Connolly, RB/KR Derrick Wimbush
2006	OT Richard Collier, DE Tony McDaniel, RB Montell Owens
2008	CB Isaiah Gardner, CB Brian Witherspoon
2009	LB Russell Allen, DE Julius Williams
2010	LB Jacob Cutrera, OT Kevin Haslam, DE Aaron Morgan
2011	OT Cameron Bradfield, WR Jamar Newsome, CB Kevin Rutland
2012	DB Antwon Blake, WR Kevin Elliott, Julian Stanford, OL Mike Brewster

2013 ALPHABETICAL ROSTER

NO	NAME	POS	HT	WT	DOB	AGE	EXP	COLLEGE
50	Allen, Russell	LB	6-3	238	5/5/86	27	5	San Diego State
93	Alualu, Tyson	DT	6-3	295	5/12/87	26	4	California
19	Anger, Bryan	P	6-3	202	10/6/88	24	2	California
72	Asper, Mark	OL	6-7	325	11/8/85	27	2	Oregon
58	Babin, Jason	DE	6-3	267	5/24/80	32	10	Western Michigan
23	Ball, Alan	CB	6-2	197	3/29/85	28	6	Illinois
33	Banjo, Chris	S	5-10	204	2/26/90	23	R	Southern Methodist
98	Barnes, T.J.	DT	6-7	364	6/14/90	22	R	Georgia Tech
14	Blackmon, Justin	WR	6-1	210	1/9/90	23	2	Oklahoma State
38	Blake, Antwon	DB	5-9	198	8/8/90	22	2	Texas-E Paso
44	Bomar, Maalik	LB	6-0	232	8/1/90	22	R	Cincinnati
47	Brackett, Brett	TE	6-5	246	12/13/87	25	2	Penn State
78	Bradfield, Cameron	OL	6-4	308	9/14/87	25	3	Grand Valley State
90	Branch, Andre	DE	6-5	265	7/14/89	23	2	Clemson
60	Brewster, Mike	G/C	6-4	305	7/27/89	23	2	Ohio State
12	Brown, Mike	WR	5-10	200	2/9/89	24	1	Liberty
41	Burley, Marcus	CB	5-10	185	7/16/90	22	R	Delaware
48	Cain, Jeremy	LS	6-1	245	3/24/80	33	7	Massachusetts
17	Clemons, Toney	WR	6-2	210	10/11/88	24	1	Colorado
37	Cyprien, Johnathan	S	6-0	217	1/1/90	23	R	Florida International
59	Davis, Ryan	DE	6-2	260	2/24/89	24	1	Bethune-Cookman
92	Deaderick, Brandon	DE	6-4	305	8/19/87	25	4	Alabama
70	Dill, R.J.	OT	6-6	316	7/26/90	22	R	Rutgers
80	Ebert, Jeremy	WR	6-0	195	4/6/89	24	1	Northwestern
96	Egboh, Pannel	DE	6-6	277	3/23/86	27	2	Stanford
39	Eskridge, De'Leon	RB	5-11	215	12/19/89	23	R	San Jose State
26	Evans, Josh	S	6-0	205	6/5/91	21	R	Florida
21	Forsett, Justin	RB	5-8	194	10/14/85	27	6	California
11	Gabbert, Blaine	QB	6-4	235	10/15/89	23	3	Missouri
73	Gerberry, Dan	C	6-3	302	11/10/85	27	1	Ball State
27	Gratz, Dwayne	CB	5-11	201	3/8/90	23	R	Connecticut
53	Green, Jeremiah	LB	6-1	245	5/8/90	22	R	Nevada
69	Griggs, J.D.	DE	6-5	244	11/5/90	22	R	Akron
43	Grimes, Jonathan	RB	5-10	209	12/21/89	23	2	William & Mary
31	Harris, Jeremy	CB	6-2	185	4/26/91	22	R	New Mexico State
20	Harris, Mike	CB	5-10	188	1/5/89	24	2	Florida State
55	Hayes, Geno	LB	6-1	226	8/10/87	25	6	Florida State
79	Hazel, Paul	DE	6-5	227	5/4/90	22	R	Western Michigan
7	Henne, Chad	QB	6-3	230	7/2/85	27	6	Michigan
76	Joeckel, Luke	OT	6-6	306	11/6/91	21	R	Texas A&M
91	Jones, Abry	DT	6-4	312	9/8/91	21	R	Georgia
32	Jones-Drew, Maurice	RB	5-7	210	3/23/85	28	8	UCLA
3	Kafka, Mike	QB	6-3	225	7/25/87	25	3	Northwestern
89	Lewis, Mercedes	TE	6-6	272	5/19/84	29	8	UCLA
74	Love, Kyle	DE	6-1	315	11/18/86	26	4	Mississippi State
25	Lowery, Dwight	DB	5-11	212	1/23/86	27	6	San Jose State
99	Marks, Sen'Derrick	DT	6-2	294	2/23/87	26	5	Auburn
52	Marshall, Brandon	LB	6-1	238	9/10/89	23	2	Nevada
13	Massaquoi, Mohamed	WR	6-2	207	11/24/86	26	5	Georgia
35	McCray, Demetrius	CB	6-0	185	5/11/91	21	R	Appalachian State
63	Meeester, Brad	C	6-3	292	3/23/77	36	14	Northern Iowa
81	Miles, Jamal	WR	5-9	188	2/28/91	22	R	Arizona State
61	Milhim, Stephane	G	6-4	300	11/20/90	23	R	Massachusetts
97	Miller, Roy	DT	6-2	310	7/9/87	25	5	Texas
94	Mincey, Jeremy	DL	6-4	265	12/14/83	29	6	Florida
75	Monroe, Eugene	OT	6-5	306	4/18/87	26	5	Virginia
64	Nowak, Drew	G	6-3	300	3/7/90	23	2	Western Michigan
77	Nwaneri, Uche	G	6-3	310	3/20/84	29	7	Purdue
88	Otten, Ryan	TE	6-6	241	4/7/90	23	R	San Jose State
83	Palmer, Tobais	WR	5-11	178	2/20/90	23	R	North Carolina State
2	Parrish, Ken	P	6-2	210	6/22/84	28	1	East Stroudsburg
6	Pasztor, Austin	G	6-7	308	11/26/90	22	1	Virginia
51	Posluszny, Paul	LB	6-2	242	10/10/84	28	7	Penn State
15	Price, Taylor	WR	6-1	195	10/8/87	25	4	Ohio
42	Proskinski, Chris	S	6-1	208	4/28/87	26	3	Wyoming
34	Pryor, Lonnie	FB	6-0	224	2/22/90	23	R	Florida State
65	Rackley, Will	G/C	6-3	310	10/11/89	23	3	Lehigh
49	Reed, Kyler	TE	6-3	225	4/14/90	23	R	Nebraska
87	Reisner, Allen	TE	6-3	225	9/29/88	24	2	Iowa
56	Reynolds, LaRoy	LB	6-1	243	11/3/90	22	R	Virginia
29	Robinson, Denard	OW	6-0	197	9/22/90	22	R	Michigan
6	Rodgers, Jordan	QB	6-1	212	8/30/88	24	R	Vanderbilt
22	Rutland, Kevin	CB	6-0	193	4/2/88	25	3	Missouri
18	Sanders, Ace	WR/PR	5-7	178	11/11/91	21	R	South Carolina
10	Scobee, Josh	K	6-1	210	6/23/82	31	10	Louisiana Tech
5	Scott, Matt	QB	6-3	212	11/9/90	22	R	Arizona
16	Shiple, Jordan	WR	6-0	188	12/23/85	27	4	Texas
84	Shorts III, Cecil	WR	6-0	202	12/22/87	25	3	Mount Union
95	Smith, D'Anthony	DT	6-2	300	6/9/88	25	4	Louisiana Tech
36	Smith, Lionel	CB	5-11	184	8/18/87	25	1	Texas A&M
66	Spitz, Jason	G/C	6-3	298	12/19/82	30	8	Louisville
86	Stanback, Isaiah	TE	6-2	228	8/16/84	28	4	Washington
57	Stanford, Julian	LB	6-1	230	9/2/90	22	2	Wagner
45	Ta'ufou, Will	FB	5-11	247	6/19/86	27	2	California
40	Terrell, Steven	S	5-10	197	9/21/90	22	R	Texas A&M
46	Tinker, Carson	LS	6-0	233	11/15/89	23	R	Alabama
30	Todman, Jordan	RB	5-10	198	2/24/90	23	1	Connecticut
62	Tomlin, Roderick	OT	6-5	312	12/10/90	22	R	Murray State
24	Trufant, Marcus	CB	5-11	187	12/25/80	32	11	Washington State
54	Zimmer, Michael	LB	6-1	235	9/23/90	22	R	Illinois State

2013 NUMERICAL ROSTER

NO	NAME	POS	HT	WT	HOMETOWN	HOW ACQ
2	Ken Parrish	P	6-2	210	East Stroudsburg, Penn.	UFA-'13
3	Mike Kafka	QB	6-3	225	Oak Lawn, Ill.	W(N.E.)-'13
5	Matt Scott	QB	6-3	212	Corona, Calif.	FA-'13
6	Jordan Rodgers	QB	6-1	212	Chico, Calif.	FA-'13
7	Chad Henne	QB	6-3	230	Wyomissing, Pa.	UFA(Mia.)-'12
10	Josh Scobee	K	6-1	210	Longview, Texas	D5a-'04
11	Blaine Gabbert	QB	6-4	235	Ballwin, Mo.	D1-'11
12	Mike Brown	WR	5-10	200	Charlottesville, Va.	FA-'12
13	Mohamed Massaquoi	WR	6-2	207	Charlotte, N.C.	UFA (Clev.)-'13
14	Justin Blackmon	WR	6-1	210	Ardmore, Okla.	D1-'12
15	Taylor Price	WR	6-1	195	Hilliard, Ohio	W (N.E.)-'11
16	Jordan Shipley	WR	6-0	188	Burnet, Texas	FA-'12
17	Toney Clemons	WR	6-2	210	New Kensington, Pa.	PS (Pitt.)-'12
18	Ace Sanders	WR/PR	5-7	178	Bradenton, Fla.	D4-'13
19	Bryan Anger	P	6-3	202	Camarillo, Calif.	D3-'12
20	Mike Harris	CB	5-10	188	Miami, Fla.	D6-'12
21	Justin Forsett	RB	5-8	194	Lakeland, Fla.	UFA (Hou.)-'13
22	Kevin Rutland	CB	6-0	193	Houston, Texas	FA-'12
23	Alan Ball	CB	6-2	197	Detroit, Mich.	UFA (Hou.)-'13
24	Marcus Trufant	CB	5-11	187	Tacoma, Wash.	UFA (Sea.)-'13
25	Dwight Lowery	DB	5-11	212	Santa Cruz, Calif.	T(N.Y.J.)-'11
26	Dwight Evans	S	6-0	205	Irvington, N.J.	D6-'13
27	Joshy Gratz	CB	5-11	201	Piscataway, N.J.	D3-'13
29	Denard Robinson	OW	6-0	197	Deerfield Beach, Fla.	D5-'13
30	Jordan Todman	RB	5-10	198	North Dartmouth, Mass.	PS (Min.)-'12
31	Jeremy Harris	CB	6-2	185	Dorsey, Calif.	D7a-'13
32	Maurice Jones-Drew	RB	5-7	210	Antioch, Calif.	D2-'06
33	Chris Banjo	S	5-10	204	Sugar Lane, Texas	FA-'13
34	Lonnie Pryor	FB	6-0	224	Okeechobee, Fla.	FA-'13
35	Demetrius McCray	CB	6-0	185	Covington, Ga.	D7b-'13
36	Lionel Smith	CB	5-11	184	Houston, Texas	UFA-'13
37	Johnathan Cyprien	S	6-0	217	N. Miami Beach, Fla.	D2-'13
38	Antwon Blake	DB	5-9	198	Houston, Texas	FA-'12
39	De'Leon Eskridge	RB	5-11	215	San Francisco, Calif.	FA-'13
40	Steven Terrell	S	5-10	197	Allen, Texas	FA-'13
41	Marcus Burley	CB	5-10	185	Richmond, Va.	FA-'13
42	Chris Proskinski	S	6-1	208	Buffalo, Wyo.	D4b-'11
43	Jonathan Grimes	RB	5-10	209	Willingboro, N.J.	W (Hou.)-'12
44	Maalik Bomar	LB	6-0	232	Cincinnati, Ohio	FA-'13
45	Will Ta'ufou	FB	5-11	247	San Carlos, Calif.	FA-'12
46	Carson Tinker	LS	6-0	233	Murfreesboro, Tenn.	FA-'13
47	Brett Brackett	TE	6-5	246	Lawrence, N.J.	W (Phila.)-'12
48	Jeremy Cain	LS	6-1	245	Fort Lauderdale, Fla.	W (Wash.)-'09
49	Kyler Reed	TE	6-3	225	Shawnee, Kan.	FA-'13
50	Russell Allen	LB	6-3	238	Oceanside, Calif.	FA-'09
51	Paul Posluszny	LB	6-2	242	Aliquippa, Pa.	UFA (Buff.)-'11
52	Brandon Marshall	LB	6-1	238	North Las Vegas, Nev.	D5-'12
53	Jeremiah Green	LB	6-1	245	Tulare, Calif.	FA-'13
54	Michael Zimmer	LB	6-1	235	Wheeling, Ill.	FA-'13
55	Geno Hayes	LB	6-1	226	Greenville, Fla.	UFA (Chi.)-'13
56	LaRoy Reynolds	LB	6-1	243	Norfolk, Va.	FA-'13
57	Julian Stanford	LB	6-1	230	Bloomfield, Conn.	FA-'12
58	Jason Babin	DE	6-3	267	Paw Paw, Mich.	W (Phila.)-'12
59	Ryan Davis	DE	6-2	260	Tampa, Fla.	FA-'12
60	Mike Brewster	G/C	6-4	305	Orlando, Fla.	FA-'12
61	Stephane Milhim	G	6-4	300	Pembroke Pines, Fla.	FA-'13
62	Roderick Tomlin	OT	6-5	312	Jackson, Tenn.	FA-'13
63	Brad Meester	C	6-3	292	Parkersburg, Iowa	D2-'00
64	Drew Nowak	G	6-3	300	Green Bay, Wis.	FA-'12
65	Will Rackley	G/C	6-3	310	Riverdale, Ga.	D3-'11
66	Jason Spitz	G/C	6-3	298	Jacksonville, Fla.	UFA (G.B.)-'11
67	Austin Pasztor	G	6-7	308	Tillsonburg, Ontario	FA-'12
69	J.D. Griggs	DE	6-5	244	Piscataway, N.J.	FA-'13
70	R.J. Dill	OT	6-6	316	Mechanicsburg, Penn.	FA-'13
72	Mark Asper	OL	6-7	325	Rexburg, Idaho	W (Minn.)-'12
73	Dan Gerberry	C	6-3	302	Youngstown, Ohio	FA-'13
74	Kyle Love	DT	6-1	315	Fairburn, Ga.	UFA (N.E.)-'13
75	Eugene Monroe	OT	6-5	306	Plainfield, N.J.	D1-'09
76	Luke Joeckel	OT	6-6	306	Arlington, Texas	D1-'13
77	Uche Nwaneri	G	6-3	310	Garland, Texas	D5a-'07
78	Cameron Bradfield	OL	6-4	308	Grand Rapids, Mich.	FA-'11
79	Paul Hazel	DE	6-5	227	Miami, Fla.	FA-'13
80	Jeremy Ebert	WR	6-0	195	Hilliard, Ohio	FA-'13
81	Jamal Miles	WR	5-9	188	Peoria, Arizona	FA-'13
83	Tobias Palmer	WR	5-11	178	Pittsboro, N.C.	FA-'13
84	Cecil Shorts III	WR	6-0	202	Cleveland, Ohio	D4a-'11
86	Isaiah Stanback	TE	6-2	228	Seattle, Wash.	FA-'12
87	Allen Reisner	TE	6-3	225	Marion, Iowa	W (Minn.)-'12
88	Ryan Otten	TE	6-6	241	Loomis, Calif.	FA-'13
89	Mercedes Lewis	TE	6-6	272	Long Beach, Calif.	D1-'06
90	Andre Branch	DE	6-5	265	Richmond, Va.	D2-'12
91	Abry Jones	DT	6-4	312	Warner Robins, Ga.	FA-'13
92	Brandon Deaderick	DE	6-4	305	Elizabethtown, Ky.	W (N.E.)-'13
93	Tyson Alualu	DT	6-3	295	Honolulu, Hawaii	D1-'10



2012 FINAL NFL STANDINGS



AMERICAN FOOTBALL CONFERENCE

AFC EAST	W	L	T	PCT	PTS	OPP	AFC	DIV
z - New England	12	4	0	.750	557	331	11-1	6-0
Miami	7	9	0	.438	288	317	5-7	2-4
NY Jets	6	10	0	.375	281	375	4-8	2-4
Buffalo	6	10	0	.375	344	435	5-7	2-4

AFC NORTH	W	L	T	PCT	PTS	OPP	AFC	DIV
z - Baltimore	10	6	0	.625	398	344	8-4	4-2
y - Cincinnati	10	6	0	.625	391	320	7-5	3-3
Pittsburgh	8	8	0	.500	336	314	5-7	3-3
Cleveland	5	11	0	.313	302	368	5-7	2-4

AFC SOUTH	W	L	T	PCT	PTS	OPP	AFC	DIV
z - Houston	12	4	0	.750	416	331	10-2	5-1
y - Indianapolis	11	5	0	.688	357	387	8-4	4-2
Tennessee	6	10	0	.375	330	471	5-7	1-5
Jacksonville	2	14	0	.125	255	444	2-10	2-4

AFC WEST	W	L	T	PCT	PTS	OPP	AFC	DIV
* - Denver	13	3	0	.813	481	289	10-2	6-0
San Diego	7	9	0	.438	350	350	7-5	4-2
Oakland	4	12	0	.250	290	443	4-8	2-4
Kansas City	2	14	0	.125	211	425	0-12	0-6

NATIONAL FOOTBALL CONFERENCE

NFC EAST	W	L	T	PCT	PTS	OPP	NFC	DIV
z - Washington	10	6	0	.625	436	388	8-4	5-1
NY Giants	9	7	0	.563	429	344	8-4	3-3
Dallas	8	8	0	.500	376	400	5-7	3-3
Philadelphia	4	12	0	.250	280	444	2-10	1-5

NFC NORTH	W	L	T	PCT	PTS	OPP	NFC	DIV
z - Green Bay	11	5	0	.688	433	336	8-4	5-1
y - Minnesota	10	6	0	.625	379	348	7-5	4-2
Chicago	10	6	0	.625	375	277	7-5	3-3
Detroit	4	12	0	.250	372	437	3-9	0-6

NFC SOUTH	W	L	T	PCT	PTS	OPP	NFC	DIV
* - Atlanta	13	3	0	.813	419	299	9-3	3-3
Carolina	7	9	0	.438	357	363	5-7	3-3
New Orleans	7	9	0	.438	461	454	5-7	3-3
Tampa Bay	7	9	0	.438	389	394	4-8	3-3

NFC WEST	W	L	T	PCT	PTS	OPP	NFC	DIV
z - San Francisco	11	4	1	.719	397	273	7-4-1	3-2-1
y - Seattle	11	5	0	.688	412	245	8-4	3-3
St. Louis	7	8	1	.469	299	348	6-5-1	4-1-1
Arizona	5	11	0	.313	250	357	3-9	1-5

y - Clinched Wild Card
z - Clinched Division
* - Clinched Division and Homefield Advantage

2012 PLAYOFF TREE

AFC WILDCARD PLAYOFFS

HOUSTON 19, Cincinnati 13
BALTIMORE 24, Indianapolis 9

AFC DIVISIONAL PLAYOFFS

BALTIMORE 38, Denver 35 (2 OT)
NEW ENGLAND 41, Houston 28

AFC CHAMPIONSHIP GAME

BALTIMORE 28, New England 13

NFC WILDCARD PLAYOFFS

GREEN BAY 24, Minnesota 10
SEATTLE 24, Washington 14

NFC DIVISIONAL PLAYOFFS

SAN FRANCISCO 45, Green Bay 31
ATLANTA 30, Seattle 28

NFC CHAMPIONSHIP GAME

SAN FRANCISCO 28, Atlanta 24

SUPER BOWL XLVII

New Orleans

BALTIMORE 34, San Francisco 31

EXTREME CONDITIONS

WARMEST GAMES

TEMP	DATE	OPPONENT	W/L	SCORE
90	Sept. 12, 2010	vs. Denver	W	24-17
89	Sept. 26, 2010	vs. Philadelphia	L	3-28
88	Oct. 7, 2012	vs. Chicago	L	3-41
88	Sept. 16, 2007	vs. Atlanta	W	13-7
88	Sept. 6, 1998	at Chicago	W	24-23
88	Sept. 20, 1998	at Tennessee	W	27-22
87	Sept. 8, 1996	vs. Houston	L	27-34
87	Sept. 29, 2002	vs. New York Jets	W	28-3
87	Oct. 6, 2002	vs. Philadelphia	W	28-25
87	Sept. 14, 2008	vs. Buffalo	L	16-20
87	Sept. 11, 2011	vs. Tennessee	W	16-14

COLDEST GAMES

TEMP	DATE	OPPONENT	W/L	SCORE
9	Dec. 17, 2000	at Cincinnati	L	14-17
12	Dec. 19, 2004	at Green Bay	W	28-25
16	Jan. 3, 2010	at Cleveland	L	17-23
19	Dec. 7, 2008	at Chicago	L	10-23
23	Dec. 23, 2000	at New York Giants	L	25-28
24	Jan. 7, 2006	at New England	L	3-28
25	Dec. 14, 2003	at New England	L	13-27
26	Jan. 10, 1999 *	at New York Jets	L	24-34
27	Jan. 12, 1997 *	at New England	L	6-20
28	Dec. 4, 2005	at Cleveland	W	20-14

* Playoff game / all degrees in fahrenheit

REGULAR SEASON ATTENDANCE

	HOME TOTAL	HOME AVG.	ROAD TOTAL	ROAD AVG.	TOTAL	AVG.
1995	554,814	69,352	467,619	58,452	1,022,433	63,902
1996	533,533	66,692	382,383	47,798	915,916	57,245
1997	557,547	69,693	420,543	52,568	978,090	61,130
1998	561,472	70,184	490,956	61,370	1,052,428	65,777
1999	540,805	67,601	524,545	65,568	1,065,350	66,584
2000	482,510	60,314	509,447	53,681	991,957	61,997
2001	483,542	60,443	504,237	63,030	987,779	61,736
2002	450,216	56,277	525,010	65,626	975,226	60,952
2003	449,700	56,213	552,556	69,070	1,002,256	62,641
2004*	555,464	69,433	496,092	62,012	1,051,556	65,722
2005*	525,519	65,690	512,337	64,042	1,037,856	64,866
2006*	534,866	66,858	569,186	71,148	1,104,052	69,003
2007*	522,261	65,283	544,420	68,053	1,066,681	66,668
2008*	522,778	65,347	531,535	66,442	1,054,313	65,895
2009*	397,214	49,652	553,947	69,243	951,161	59,448
2010*	504,262	63,033	557,341	69,688	1,061,603	66,351
2011*	498,655	62,331	551,000	68,875	1,049,655	65,603
2012*	519,872	64,984	490,698	61,337	1,010,570	63,160

* Tickets Distributed

WEEK 1 AT MINNESOTA

VIKINGS 26, JAGUARS 23 (OT)

SEPTEMBER 9, 2012 • MALL OF AMERICA FIELD

	1	2	3	4	OT	
JACKSONVILLE JAGUARS (0-1)	3	6	3	11	0	- 23
MINNESOTA VIKINGS (1-0)	0	7	7	9	3	- 26

In the first game under head coach Mike Mularkey the Jaguars started strong, came from behind to take the lead in the final minute, then lost in overtime to the Vikings. On its first possession of the new season the Jaguars offense marched 77 yards in 17 plays, consuming more than half of the first quarter, but was forced to settle for a field goal after reaching the Minnesota one. The Jacksonville defense started equally well, forcing four punts on the Vikings' first four possessions, but Minnesota scored on an Adrian Peterson run with 41 seconds left in the half to narrow the Jaguars' lead to 9-7. The Minnesota momentum continued in the third quarter when the Vikings recovered a muffed snap and then moved 44 yards in four plays to take a 14-9 lead on Peterson's second touchdown run. The Jaguars got a turnover on the next Minnesota possession when Terrance Knighton forced a Christian Ponder fumble and C.J. Mosley recovered, setting up a 26-yard Josh Scobee field goal which made it 14-12. A wild fourth quarter included five scores, with three consecutive possessions ending in field goals - two by the Vikings' rookie Blair Walsh and a 47-yarder by Scobee. Trailing 20-15 with 1:18 remaining and no time outs, the Jaguars marched 76 yards in six plays with Blaine Gabbert completing four passes including a 39-yard touchdown strike to Cecil Shorts. The touchdown and a two-point conversion pass from Gabbert to rookie Justin Blackmon gave the Jaguars a 23-20 lead with 20 seconds left. Minnesota took advantage of a short kickoff to start at its 31-yard line with 14 seconds remaining. Ponder completed passes for 26 and 6 yards to reach the Jacksonville 37, from where Walsh booted a 55-yard field goal to tie it at 23-23 as time expired in regulation. In overtime the Vikings used eight plays to go 55 yards, setting up Walsh's fourth field goal from 38 yards. The Vikings defense then held as the Jaguars failed to convert a first down.

TEAM	Q	TIME	SCORING PLAY	DRIVE
Jax.	1	2:52	Scobee 19 field goal	17-77, 9:22
Jax.	2	5:21	Lewis 1 pass from Gabbert (Scobee kick blocked)	11-78, 7:09
Min.	2	0:41	Peterson 3 run (Walsh kick)	7-59, 1:47
Min.	3	9:42	Peterson 2 run (Walsh kick)	4-44, 1:54
Jax.	3	4:40	Scobee 26 field goal	4-8, 1:25
Min.	4	14:09	Walsh 20 field goal	11-75, 5:31
Jax.	4	9:35	Scobee 47 field goal	10-51, 4:34
Min.	4	5:33	Walsh 42 field goal	9-57, 4:02
Jax.	4	0:20	Shorts 39 pass from Gabbert (Gabbert-Blackmon pass)	6-76, 0:58
Min.	4	0:00	Walsh 55 field goal	3-32, 0:20
Min.	OT	11:06	Walsh 38 field goal	8-55, 3:54

TEAM STATISTICS

	JAGUARS	VIKINGS
First Downs (Run-Pass-Pen)	22 (7-12-3)	20 (6-14-0)
Total Yards-Plays-Avg.	355-75-4.7	389-58-6.7
Rushing Yards-Attempts-Avg.	113-34-3.3	123-29-4.2
Net Yards Passing (Sacked-Yds)	242 (2-18)	266 (2-4)
Att-Comp-Int	39-23-0	27-20-0
Third Down Conversions (Pct.)	9-18 (50%)	2-10 (20%)
Fourth Down Conversions (Pct.)	1-2 (50%)	0-0 (0%)
Punts-Avg.	4-53.5	5-48.4
Fumbles-Lost	3-1	1-1
Penalties-Yards	4-25	5-47
Time of Possession	37:49	27:05

INDIVIDUAL STATISTICS

JAGUARS RUSHING: Jones-Drew 18-77, Jennings 8-31, Gabbert 5-6, Parmele 1-0, Thomas 1--1
VIKINGS RUSHING: Peterson 17-84 (2 TD), Harvin 5-20, Gerhart 6-18, Ponder 1-1
JAGUARS PASSING: Gabbert 39-23-260, 2 TD, 0 INT
VIKINGS PASSING: Ponder 27-20-270, 0 TD, 0 INT
JAGUARS RECEIVING: Robinson 5-66, Lewis 5-52 (TD), Shorts 4-74 (TD), Blackmon 3-24, Jones-Drew 3-18, Jones 1-9, Jennings 1-9, Owens 1-8
VIKINGS RECEIVING: Harvin 6-84, Rudolph 5-67, Aromashodu 3-61, Jenkins 3-45, Gerhart 1-8, Peterson 1-3, Asiata 1-2
SACKS: Jaguars 2 (Alualu 1.0, Mincey 1.0), Vikings 2 (Cook 1.0, Henderson 1.0)
INTERCEPTIONS: Jaguars 0, Vikings 0

Attendance: 56,607 Time: 3:15 Dome, 67 degrees outdoors

WEEK 2 VS. HOUSTON

TEXANS 27, JAGUARS 7

SEPTEMBER 16, 2012 • EVERBANK FIELD

	1	2	3	4	
HOUSTON TEXANS (2-0)	10	7	7	3	- 27
JACKSONVILLE JAGUARS (0-2)	0	0	7	0	- 7

The Houston Texans dominated from start to finish in a convincing 27-7 win in Jacksonville. The statistical domination included Houston's 411 total yards to the Jaguars' 117, 216 rushing yards to 65, a 43:17-to-16:43 possession time advantage, and 28 first downs to nine. Jacksonville failed to convert a third down on nine attempts while completing nine passes and making nine first downs on the day. Houston set the tone on the first possession, marching 66 yards in 13 plays to set up Shayne Graham's 31-yard field goal. While the Jaguars punted on their first six possessions, Houston added touchdown runs by Arian Foster and Ben Tate to build a 17-0 halftime lead. At that point Jacksonville had four first downs, 43 total yards compared to the Texans' 242, -4 passing yards, and had not crossed the Houston 44-yard line. In the second half Jacksonville got a spark with an 18-yard punt return by Mike Thomas to the Houston 37. Blaine Gabbert threw 32 yards to Laurent Robinson on first down and five yards to Maurice Jones-Drew for a touchdown that narrowed the score to 17-7 and gave the home crowd life. But the Texans responded with a 17-play drive, kept alive by an offsides call on a third-and-long which the Texans converted before Tate capped the 80-yard drive with his second touchdown run from the two. Graham's second field goal from 37 yards in the fourth quarter made it 27-7. On the Jaguars' final possession Chad Henne replaced Gabbert, who had suffered a leg injury, but an aborted snap and fumble ended the drive. The Houston defense sacked Gabbert three times on the day, led by J.J. Watt who finished with 1.5 sacks, 2 batted passes, a fumble recovery and a team-leading five tackles. Josh Scobee broke the Jaguars' all-time record for points with his 765th, topping Mike Hollis' 10-year-old mark of 764. Jones-Drew's touchdown was the 75th of his career, but the Jaguars set franchise records for fewest total yards and lowest time of possession.

TEAM	Q	TIME	SCORING PLAY	DRIVE
Hou.	1	9:25	Graham 31 field goal	13-66, 5:35
Hou.	1	0:15	Foster 1 run (Graham kick)	6-41, 2:37
Hou.	2	6:49	Tate 8 run (Graham kick)	7-58, 3:34
Jax.	3	11:44	Jones-Drew 5 pass from Gabbert (Scobee kick)	2-37, 0:51
Hou.	3	2:30	Tate 2 run (Graham kick)	17-80, 9:14
Hou.	4	7:20	Graham 37 field goal	10-73, 6:15

TEAM STATISTICS

	JAGUARS	TEXANS
First Downs (Run-Pass-Pen)	9 (3-4-2)	28 (16-11-1)
Total Yards-Plays-Avg.	117-38-3.1	411-83-5.0
Rushing Yards-Attempts-Avg.	65-14-4.6	216-48-4.5
Net Yards Passing (Sacked-Yds)	52 (3-24)	195 (0-0)
Att-Comp-Int	21-9-0	35-26-0
Third Down Conversions (Pct.)	0-9 (0%)	8-17 (47%)
Fourth Down Conversions (Pct.)	0-0 (0%)	1-1 (100%)
Punts-Avg.	9-51.3	6-49.8
Fumbles-Lost	1-1	1-0
Penalties-Yards	8-71	10-64
Time of Possession	16:43	43:17

INDIVIDUAL STATISTICS

JAGUARS RUSHING: Jones-Drew 12-60, Gabbert 1-5, Henne 1-0
TEXANS RUSHING: Foster 28-110 (TD), Tate 12-74 (2 TD), Forsett 6-35, Schaub 2(-3)
JAGUARS PASSING: Gabbert 19-7-53, Henne 2-2-23
TEXANS PASSING: Schaub 35-26-195
JAGUARS RECEIVING: Robinson 3-49, Jones-Drew 3-7 (TD), Thomas 1-12, Potter 1-4, Jones 1-4
TEXANS RECEIVING: Daniels 6-47, Foster 6-37, Tate 4-23, Walter 3-34, Johnson 3-21, Casey 3-18, Graham 1-15
SACKS: Jaguars 0, Texans 3 (Watt 1.5, Reed 1.0, Smith 0.5)
INTERCEPTIONS: Jaguars 0, Texans 0

Attendance: 62,907 Time: 3:00 83 degrees



2012 GAME SUMMARIES



WEEK 3 AT INDIANAPOLIS

JAGUARS 22, COLTS 17

SEPTEMBER 23, 2012 • LUCAS OIL STADIUM

	1	2	3	4	-	22
JACKSONVILLE JAGUARS (1-2)	3	0	10	9	-	22
INDIANAPOLIS COLTS (1-2)	7	7	0	3	-	17

In a game that featured five lead changes including two in the final minute, the Jaguars claimed their first win under Mike Mularkey and owner Shad Khan with a 22-17 victory in Indianapolis. Maurice Jones-Drew paced the offense with 177 rushing yards including a 59-yard touchdown run on the team's first play of the third quarter, but it was Cecil Shorts' 80-yard catch-and-run touchdown with 45 seconds remaining that erased the Colts' final lead. The Jaguars outscored the Colts 19 to 3 in the second half after trailing 14-3. Jacksonville scored on its initial possession with a 14-play drive setting up the first of Josh Scobee's three field goals, but the Colts scored touchdowns on their first and last possessions of the first half. Indianapolis marched 74 yards in six plays to take a 7-3 lead on a 40-yard pass from Andrew Luck to T.Y. Hilton, then moved 80 yards in 14 plays to set up Luck's four-yard scoring strike to Melvin Moore. The Jaguars' 10 third-quarter points came on Jones-Drew's 59-yard run and Scobee's 47-yard field goal, which was set up by a Paul Posluszny interception, to narrow the Colts' lead to 14-13 entering the fourth quarter. Scobee tacked on a 26-yarder on the Jaguars' first series of the quarter to take a 16-14 lead. Indianapolis' Adam Vinatieri missed a 36-yard field goal try with 4:45 left before nailing a 37-yarder with 56 seconds remaining for a 17-16 Colts lead. With no timeouts remaining the Jaguars took possession at their own 20-yard line after a touchback. On the first play Gabbert hit Shorts in stride over the middle and Shorts split the Indianapolis secondary for an 80-yard touchdown. A two-point conversion attempt failed but the Jaguars held a 22-17 lead with 45 seconds remaining. A 40-yard kick return to the Indianapolis 38 put Luck and the Colts in scoring position with no timeouts. On third down Luck hit Hilton with a 36-yard completion to the Jacksonville 26, but the Colts had time for just two final plays which were incomplete passes. The win marked Gabbert's first 4th-quarter comeback victory, and Jones-Drew's touchdown was the 63rd rushing touchdown of his career which broke Fred Taylor's franchise record.

TEAM	Q	TIME	SCORING PLAY	DRIVE
Jax.	1	7:13	Scobee 44 field goal	14-54, 7:47
Ind.	1	3:42	Hilton 40 pass from Luck (Vinatieri kick)	6-74, 3:31
Ind.	2	0:37	Moore 4 pass from Luck (Vinatieri kick)	14-80, 4:53
Jax.	3	12:05	Jones-Drew 59 run (Scobee kick)	1-59, 0:11
Jax.	3	2:55	Scobee 47 field goal	7-16, 3:23
Jax.	4	11:02	Scobee 26 field goal	11-77, 5:25
Ind.	4	0:56	Vinatieri 37 field goal	5-48, 0:37
Jax.	4	0:45	Shorts 80 pass from Gabbert (run failed)	1-80, 0:11

TEAM STATISTICS

	JAGUARS	COLTS
First Downs (Run-Pass-Pen)	15 (10-3-2)	23 (6-15-2)
Total Yards-Plays-Avg.	333-54-6.2	437-75-5.8
Rushing Yards-Attempts-Avg.	185-32-5.8	124-29-4.3
Net Yards Passing (Sacked-Yds)	148 (1-7)	313 (0-0)
Att-Comp-Int	21-10-0	46-22-1
Third Down Conversions (Pct.)	4-13 (31%)	10-19 (53%)
Fourth Down Conversions (Pct.)	0-0 (0%)	0-0 (0%)
Punts-Avg.	6-53.5	6-46.7
Fumbles-Lost	2-0	0-0
Penalties-Yards	6-67	11-106
Time of Possession	27:36	32:24

INDIVIDUAL STATISTICS

JAGUARS RUSHING: Jones-Drew 28-177 (TD), Gabbert 2-11, Jones 1-1, Shorts 1-(-4)
COLTS RUSHING: Brown 18-62, Luck 4-50, Ballard 5-12, Moore 2-0
JAGUARS PASSING: Gabbert 21-10-155, 1 TD, 0 INT
COLTS PASSING: Luck 46-22-313, 2 TD, 1 INT
JAGUARS RECEIVING: Elliott 2-24, Jones-Drew 2-16, Jones 2-12, Shorts 1-80 (TD), Thomas 1-8, Lewis 1-8, Blackmon 1-7
COLTS RECEIVING: Wayne 8-88, Allen 5-35, Hilton 4-113 (TD), Avery 2-28, Brown 1-39, Collie 1-6, Moore 1-4 (TD)
SACKS: Jaguars 0, Colts 1 (Mathis 1.0)
INTERCEPTIONS: Jaguars 1 (Posluszny), Colts 0

Attendance: 63,536 Time: 3:25 Roof open, 59 degrees

WEEK 4 VS. CINCINNATI

BENGALS 27, JAGUARS 10

SEPTEMBER 30, 2012 • EVERBANK FIELD

	1	2	3	4	-	27
CINCINNATI BENGALS (3-1)	3	14	0	10	-	27
JACKSONVILLE JAGUARS (1-3)	0	7	3	0	-	10

The Jaguars were held to 69 rushing yards, including 38 by Maurice Jones-Drew, and a -6 sack differential in falling at home to the Bengals, 27-10. The Jaguars moved inside the Cincinnati five-yard line twice and came away with a touchdown and a field goal, but they failed to cross their own 40-yard line on any of their other eight possessions. The Bengals, meanwhile, had seven drives inside the Jacksonville 20 that resulted in 27 points. A golden opportunity presented itself on Cincinnati's second play of the game when Kyle Bosworth intercepted Andy Dalton's first pass, but Bosworth fumbled the ball back to the Bengals at their own nine-yard line. Cincinnati capitalized on the second chance, marching 74 yards in seven plays to set up Mike Nugent's 35-yard field goal. On their ensuing possession the Jaguars used 13 plays to cover 77 yards without facing a third down, and Mercedes Lewis capped the drive by catching Blaine Gabbert's two-yard touchdown pass for a 7-3 lead. That would be the Jaguars' only lead of the day as Cincinnati scored from a yard out on back-to-back possessions on a Dalton pass and a Dalton run in the second quarter to make it 17-7 at the half. In the third quarter the Bengals drove to the Jacksonville one again, but this time Jeremy Mincey forced a BenJarvus Green-Ellis fumble which C.J. Mosley recovered in the end zone. With new life the Jaguars offense picked up 77 yards in 14 plays but had to settle for Josh Scobee's 21-yard field goal after being stopped at the three. The Bengals onslaught continued, however, with a Dalton touchdown pass to A.J. Green and a Nugent field goal on their next two possessions to push the lead to 27-10 early in the final quarter. Green finished with six receptions for 117 yards and Dalton was not sacked on the day while Gabbert was sacked six times. The Jaguars entered the game their healthiest to date, with 21 of 22 starters in the lineup for the first time. Former Jaguars running back Fred Taylor was honored at halftime by becoming the second player inducted into the Pride of the Jaguars.

TEAM	Q	TIME	SCORING PLAY	DRIVE
Cin.	1	6:10	Nugent 35 field goal	14-74, 6:11
Jax.	2	13:33	Lewis 2 pass from Gabbert (Scobee kick)	13-77, 7:37
Cin.	2	6:16	Pressley 1 pass from Dalton (Nugent kick)	8-75, 3:43
Cin.	2	1:11	Dalton 1 run (Nugent kick)	6-60, 2:06
Jax.	3	3:04	Scobee 21 field goal	14-77, 7:55
Cin.	4	13:51	Green 18 pass from Dalton (Nugent kick)	8-80, 4:13
Cin.	4	12:38	Nugent 35 field goal	4-0, 1:01

TEAM STATISTICS

	BENGALS	JAGUARS
First Downs (Run-Pass-Pen)	20 (6-12-2)	17 (5-11-1)
Total Yards-Plays-Avg.	382-65-5.9	212-58-3.7
Rushing Yards-Attempts-Avg.	138-34-4.1	69-18-3.8
Net Yards Passing (Sacked-Yds)	244 (0-0)	143 (6-43)
Att-Comp-Int	31-20-1	34-23-1
Third Down Conversions (Pct.)	2-11 (18%)	2-11 (18%)
Fourth Down Conversions (Pct.)	1-1 (100%)	0-1 (0%)
Punts-Avg.	3-47.7	6-49.2
Fumbles-Lost	2-1	1-1
Penalties-Yards	6-50	3-37
Time of Possession	31:19	28:41

INDIVIDUAL STATISTICS

JAGUARS RUSHING: Jones-Drew 13-38, Gabbert 3-19, Jennings 2-12
BENGALS RUSHING: Green-Ellis 26-82, Peerman 1-48, Dalton 6-5 (TD), Leonard 1-3
JAGUARS PASSING: Gabbert 34-23-186, TD, INT
BENGALS PASSING: Dalton 31-20-244, 2 TD, INT
JAGUARS RECEIVING: Blackmon 6-48, Jones-Drew 5-42, Jones 4-25, Lewis 3-32 (TD), Robinson 1-19, Thomas 1-9, Shorts 1-8, Elliott 1-5, Jennings 1 (-2)
BENGALS RECEIVING: Green 6-117 (TD), Gresham 5-47, Hawkins 3-39, Green-Ellis 2-12, Leonard 1-13, Charles 1-10, Jones 1-5, Pressley 1-1 (TD)
SACKS: Jaguars 0, Bengals 6 (Atkins 2.0, Burfict 1.0, Dunlap 1.0, Lawson 1.0, Peko 1.0)
INTERCEPTIONS: Jaguars 1 (Bosworth), Bengals 1 (Crocker)

Attendance: 63,030 Time: 2:46 86 degrees

WEEK 5 VS. CHICAGO

BEARS 41, JAGUARS 3

OCTOBER 7, 2012 • EVERBANK FIELD

	1	2	3	4		
CHICAGO BEARS (4-1)	3	0	10	28	-	41
JACKSONVILLE JAGUARS (1-4)	0	3	0	0	-	3

The Bears scored on all four of their second-half possessions in addition to two of the Jaguars' possessions, turning a 3-3 halftime score into a 41-3 rout. It was the Jaguars' worst-ever loss at home. The first half was evenly played, with each team running 33 plays and producing three punts, a field goal and a turnover. The Jaguars' highlights were an interception by Derek Cox on Jay Cutler's first pass attempt, and a 31-yard Josh Scobee field goal which was the 175th of his career, tying the franchise record set by Mike Hollis. Chicago opened the second half with a 17-play, 76-yard drive that stalled at the Jacksonville 13 and ended with Robbie Gould's 31-yard field goal. At that point the Bears had a 6-3 lead with 5:42 remaining in the third quarter, but it was all Bears from there. Blaine Gabbert's ensuing first-down pass was intercepted by Charles Tillman and returned 36 yards for a touchdown. After a Jaguars punt Chicago scored again, with a 10-yard pass from Cutler to Alshon Jeffery on the first play of the fourth quarter that made it 20-3. Following another Jacksonville punt Cutler threw a 24-yard scoring pass to Brandon Marshall, who finished with 12 receptions for 144 yards. On the ensuing Jaguars series Gabbert was intercepted by Lance Briggs for another 36-yard interception-return touchdown, making the score 34-3. Just after the two-minute warning Chicago tacked on a 46-yard touchdown run by Armando Allen to make it 41-3. Chicago finished with 501 yards of total offense, including 214 rushing, to the Jaguars' 189 total yards. Matt Forte ran for 107 yards while Maurice Jones-Drew was held to 56, although he topped 12,000 all-purpose yards for his career. Austen Lane got the Jaguars' first sack since opening day, snapping a streak of three games without a sack by the Jacksonville defense.

TEAM	Q	TIME	SCORING PLAY	DRIVE
Chi	1	4:23	Gould 32 field goal	12-77, 6:11
Jax.	2	14:02	Scobee 31 field goal	14-61, 5:21
Chi.	3	5:42	Gould 31 field goal	17-76, 9:18
Chi.	3	5:04	Tillman 36 interception return (Gould kick)	N/A
Chi.	4	14:55	Jeffrey 10 pass from Cutler (Gould kick)	9-67, 3:36
Chi.	4	8:37	Marshall 24 pass from Cutler (Gould kick)	7-94, 4:03
Chi.	4	7:54	Briggs 36 interception return (Gould kick)	N/A
Chi.	4	1:49	Allen 46 run (Gould kick)	8-73, 4:42

TEAM STATISTICS

	BEARS	JAGUARS
First Downs (Run-Pass-Pen)	26 (9-16-1)	10 (3-5-2)
Total Yards-Plays-Avg.	501-73-6.9	189-53-3.6
Rushing Yards-Attempts-Avg.	214-33-6.5	60-17-3.5
Net Yards Passing (Sacked-Yds)	287 (1-5)	129 (3-13)
Att-Comp-Int	39-23-1	33-17-2
Third Down Conversions (Pct.)	10-17 (59%)	5-13 (38%)
Fourth Down Conversions (Pct.)	1-1 (100%)	0-0 (0%)
Punts-Avg.	3-40.7	6-48.5
Fumbles-Lost	0-0	1-1
Penalties-Yards	12-80	6-49
Time of Possession	36:00	24:00

INDIVIDUAL STATISTICS

JAGUARS RUSHING: Jones-Drew 12-56, Jennings 3-3, Gabbert 2-1
BEARS RUSHING: Forte 22-107, Allen 5-59 (TD), Bush 4-26, Cutler 2-22
JAGUARS PASSING: Gabbert 33-17-142, 2 INT
BEARS PASSING: Cutler 39-23-292, 2 TD, INT
JAGUARS RECEIVING: Lewis 5-24, Thomas 4-15, Blackmon 3-40, Shorts 2-43, Elliott 2-17, Jones-Drew 1-3
BEARS RECEIVING: Marshall 12-144 (TD), Hester 2-49, Davis 2-26, Bush 2-26, Jeffery 2-20, Forte 2-20, Sanzenbacher 1-7
SACKS: Jaguars 1 (Lane 1.0), Bears 3 (Wootton 2.0, Briggs 1.0)
INTERCEPTIONS: Jaguars 1 (Cox), Bears 2 (Jennings-TD, Briggs-TD)

Attendance: 67,012 Time: 3:02 88 degrees

WEEK 7 AT OAKLAND

RAIDERS 26, JAGUARS 23 (OT)

OCTOBER 21, 2012 • O.CO COLISEUM

	1	2	3	4	OT	
JACKSONVILLE JAGUARS (1-5)	7	10	3	3	0	- 23
OAKLAND RAIDERS (2-4)	3	3	7	10	3	- 26

For the second time in six games the Jaguars suffered a heart-breaking overtime loss on the road. Despite losing Maurice Jones-Drew to a foot injury on the first series and Blaine Gabbert in the second quarter, the Jaguars built a 20-6 lead early in the second half but were unable to hold on. After the Raiders took a 3-0 lead on Sebastian Janikowski's first of four field goals, Gabbert hit Cecil Shorts with a 42-yard scoring pass to make it 7-3. The Jaguars were forced to punt on their next possession, but Phillip Adams muffed the punt and the Jaguars recovered at the Oakland 16, setting up Rashad Jennings' five-yard scoring run which made it 14-3 early in the second quarter. Chad Henne took over for Gabbert on the next possession, which ended with Josh Scobee's 50-yard field goal for a 17-3 lead, but Janikowski's 33-yard field goal at the end of the second quarter narrowed the score to 17-6 at halftime. The Jaguars took a 20-6 lead in the third quarter on Scobee's 40-yard field goal, which was set up by a 28-yard punt return by Micheal Spurlock to the Oakland 39. Oakland responded with an 85-yard drive culminating in Carson Palmer's eight-yard touchdown pass to Denarius Moore to get the Raiders within a touchdown at 20-13. Early in the fourth quarter Terrance Knighton sacked Palmer and forced a fumble, which C.J. Mosley recovered at the Oakland 24, setting up Scobee's 45-yard field goal, but that would be the end of the Jaguars scoring. Oakland put together a 12-play, 79-yard drive resulting in a 31-yard Janikowski field goal, followed by a 10-play possession capped by Palmer's one-yard touchdown run which tied the game at 23-23 with 3:34 remaining in the fourth quarter. On the final play of regulation Janikowski attempted a 64-yard field goal which fell short. In overtime The Jaguars had the first possession, and on third down Henne completed a pass to Cecil Shorts who fumbled and the Raiders recovered at the Jacksonville 21. From there Janikowski kicked a 40-yard field goal to win the game.

TEAM	Q	TIME	SCORING PLAY	DRIVE
Oak.	1	6:13	Janikowski 21 field goal	7-69, 2:44
Jax.	1	3:24	Shorts III 42 pass from Gabbert (Scobee kick)	6-80, 2:49
Jax.	2	11:34	Jennings 5 run (Scobee kick)	3-16, 0:46
Jax.	2	5:57	Scobee 50 field goal	4-4, 0:55
Oak.	2	0:34	Janikowski 33 field goal	11-39, 3:55
Jax.	3	10:42	Scobee 40 field goal	6-17, 2:49
Oak.	3	6:01	Moore 8 pass from Palmer (Janikowski kick)	9-85, 4:41
Jax.	4	12:40	Scobee 45 field goal	4-(-3), 2:03
Oak.	4	6:52	Janikowski 31 field goal	12-79, 5:48
Oak.	4	3:34	Palmer 1 run (Janikowski kick)	10-58, 2:57
Oak.	OT	12:54	Janikowski 40 field goal	2-(-1), 0:37

TEAM STATISTICS

	JAGUARS	RAIDERS
First Downs (Run-Pass-Pen)	10 (3-6-1)	20 (8-9-3)
Total Yards-Plays-Avg.	209-61-3.4	351-74-4.7
Rushing Yards-Attempts-Avg.	54-26-2.1	69-26-2.7
Net Yards Passing (Sacked-Yds)	155 (3-26)	282 (2-16)
Att-Comp-Int	32-17-0	46-26-1
Third Down Conversions (Pct.)	1-15 (7%)	6-17 (35%)
Fourth Down Conversions (Pct.)	0-1 (0%)	0-0 (0%)
Punts-Avg.	9-42.1	6-44.0
Fumbles-Lost	1-1	4-2
Penalties-Yards	6-92	9-58
Time of Possession	30:05	32:01

INDIVIDUAL STATISTICS

JAGUARS RUSHING: Jennings 21-44 (TD), Jones-Drew 2-6, Henne 3-4
RAIDERS RUSHING: McFadden 19-53, Palmer 6-14 (TD), Schmitt 1-2
JAGUARS PASSING: Henne 20-9-71, Gabbert 12-8-110, TD
RAIDERS PASSING: Palmer 46-26-298, TD, INT
JAGUARS RECEIVING: Jennings 7-58, Shorts III 4-79 (TD), Lewis 3-20, Thomas 2-17, Blackmon 1-7
RAIDERS RECEIVING: Myers 7-44, Heyward-Bey 4-85, Reece 4-58, Moore 4-36 (TD), McFadden 4-28, Streater 2-41, Goodson 1-6
SACKS: Jaguars 2 (Knighton 1.0, Mincey 1.0); Raiders 3 (Burris 1.0, Houston 1.0, Seymour 1.0)
INTERCEPTIONS: Jaguars 0, Raiders 1

Attendance: 51,634 Time: 3:24 62 degrees



2012 GAME SUMMARIES



WEEK 8 AT GREEN BAY

PACKERS 24, JAGUARS 15

OCTOBER 28, 2012 • LAMBEAU FIELD

JACKSONVILLE JAGUARS (1-6)	1	2	3	4	-	15
GREEN BAY PACKERS (5-3)	3	9	0	3	-	24
	7	7	0	10	-	24

Blaine Gabbert turned in career highs in several passing categories and the Jacksonville defense held Aaron Rodgers and Green Bay's explosive offense to 238 total yards, but a blocked punt for a touchdown and dropped passes doomed the Jaguars in a 24-15 loss at Lambeau Field. On a sunny 44-degree day the Jaguars scored first with their second possession ending on Josh Scobee's 38-yard field goal, the first of three he would kick on the day. The Packers responded with a nine-play drive with Rodgers hitting Randall Cobb with a five-yard touchdown pass, and Green Bay never trailed again. In the second quarter the Packers blocked a Bryan Anger punt and recovered the bouncing ball in the end zone to take a 14-3 lead. Jacksonville scored twice in the final two minutes of the first half, getting a 22-yard Scobee field goal before Andre Branch made a sack/forced fumble/fumble recovery of Rodgers at the Green Bay 13. Five plays later Gabbert threw to eligible offensive tackle Guy Whimper for a one-yard touchdown to get within two at 14-12 with 17 seconds left in the half. A two-point conversion try failed, so the score stood through the third quarter, during which Jacksonville went three-and-out on all three possessions. Early in the fourth quarter Rodgers added a four-yard touchdown pass to Donald Driver to make it 21-12. After that the teams exchanged field goals for a 24-15 final score as the Jaguars failed to convert on fourth down on each of their last two possessions. Gabbert finished 27 of 49 for 303 yards, all personal bests in his first 300-yard game. Cecil Shorts turned in his first 100-yard game with eight receptions for 116 yards, while Justin Blackmon had a personal-best 67 yards on four catches. Scobee extended his streak to 20 consecutive field goals made, including his first 14 of the season, to tie Mike Hollis' franchise record. The Jaguars were without six starters, including four on defense and both cornerbacks, due to injury.

TEAM	Q	TIME	SCORING PLAY	DRIVE
Jax.	1	8:23	Scobee 38 field goal	7-46, 3:36
G.B.	1	2:54	Cobb 5 pass from Rodgers (Crosby kick)	9-69, 5:29
G.B.	2	8:45	Moses blocked punt recovery (Crosby kick)	---
Jax.	2	1:03	Scobee 22 field goal	7-65, 1:32
Jax.	2	0:17	Whimper 1 pass from Gabbert (pass failed)	5-13, 0:35
G.B.	4	12:36	Driver 4 pass from Rodgers (Crosby kick)	7-52, 2:42
Jax.	4	6:50	Scobee 32 field goal	11-66, 5:46
G.B.	4	0:28	Crosby 25 field goal	6-49, 2:27

TEAM STATISTICS

	JAGUARS	PACKERS
First Downs (Run-Pass-Pen)	18 (1-14-3)	20 (5-9-6)
Total Yards-Plays-Avg.	62-71-4.8	238-64-3.7
Rushing Yards-Attempts-Avg.	62-20-3.1	66-26-2.5
Net Yards Passing (Sacked-Yds)	279 (2-24)	172 (2-14)
Att-Comp-Int	49-27-0	36-22-0
Third Down Conversions (Pct.)	5-16 (31%)	5-13 (38%)
Fourth Down Conversions (Pct.)	0-2 (0%)	0-1 (0%)
Punts-Avg.	6-33.8	5-45.0
Fumbles-Lost	3-1	1-1
Penalties-Yards	7-77	5-33
Time of Possession	30:48	29:12

INDIVIDUAL STATISTICS

JAGUARS RUSHING: Jennings 17-59, Parmele 2-3, Gabbert 1-0
PACKERS RUSHING: Green 22-54, Starks 1-8, Rodgers 3-4
JAGUARS PASSING: Gabbert 49-27-303, TD
PACKERS PASSING: Rodgers 35-22-186, 2 TD
JAGUARS RECEIVING: Shorts 8-116, Jennings 6-56, Blackmon 4-67, Thomas 4-19, Lewis 2-21, Parmele 1-16, Spurlock 1-7, Whimper 1-1 (TD)
PACKERS RECEIVING: Ja.Jones 7-78, Cobb 5-28 (TD), Green 4-28, Finley 2-24, Driver 2-10 (TD), Starks 1-9, Boykin 1-9
SACKS: Jaguars 2 (Branch 1.0, Mincey 1.0), Packers 2 (Burnett 1.0, Jones 1.0)
INTERCEPTIONS: Jaguars 1 (Coleman), Ravens 0

Attendance: 70,464 Time: 3:14 44 degrees

WEEK 9 VS. DETROIT

LIONS 31, JAGUARS 14

NOVEMBER 4, 2012 • EVERBANK FIELD

DETROIT LIONS (4-4)	1	2	3	4	-	31
JACKSONVILLE JAGUARS (1-7)	0	21	0	10	-	14
	0	0	0	14	-	14

Playing at home for the first time in four weeks, the Jaguars hoped to get their first home win in four tries but Detroit pounded out 434 total yards and four rushing touchdowns en route to a 31-14 win. The Jaguars were forced to punt on their first four possessions while Detroit turned in three touchdown drives in the second quarter for a 21-0 halftime lead. By halftime the Lions' domination included a 22:05 to 7:55 margin in time of possession, as well as 18 first downs to three by Jacksonville, 285 total yards to 57, and 216 passing yards to 36. The Lions' Mikel Leshoure tallied the first three Detroit touchdowns on runs of seven, one and eight yards. In the second half the Jaguars had just four possessions, with both in the third quarter ending on Blaine Gabbert interceptions and both in the fourth quarter on Gabbert touchdown passes. A Jason Hanson 42-yard field goal early in the fourth quarter made it 24-0 before the Jaguars put together an 11-play, 80-yard drive which Gabbert capped with a five-yard touchdown pass to Micheal Spurlock. He then threw to Rashad Jennings for the two-point conversion to make it 24-8. Detroit countered with an 80-yard drive of its own, with Joique Bell running in from 10 yards out for a 31-8 lead. On the Jaguars' final possession Gabbert completed nine of 12 passes including a six-yarder to Justin Blackmon in the back of the end zone for Blackmon's first NFL touchdown. Gabbert finished with a career-best 71.0 completion percentage, completing 27 of 38 passes. Mercedes Lewis caught four passes to eclipse Kyle Brady's franchise record for career receptions by a tight end, finishing with 243. The Jaguars fell to 1-7 at midseason for just the second time in franchise history and the first time since 2003.

TEAM	Q	TIME	SCORING PLAY	DRIVE
Det.	2	12:16	Leshoure 7 run (Hanson kick)	13-91, 5:50
Det.	2	7:58	Leshoure 1 run (Hanson kick)	7-53, 3:21
Det.	2	0:29	Leshoure 8 run (Hanson kick)	10-81, 4:11
Det.	4	13:56	Hanson 42 field goal	7-40, 3:01
Jax.	4	8:36	Spurlock 5 pass from Gabbert (Gabbert-Jennings pass)	11-80, 5:20
Det.	4	2:42	Bell 10 run (Hanson kick)	9-80, 5:54
Jax.	4	0:50	Blackmon 6 pass from Gabbert (pass failed)	12-72, 1:52

TEAM STATISTICS

	LIONS	JAGUARS
First Downs (Run-Pass-Pen)	26 (8-16-2)	19 (6-11-2)
Total Yards-Plays-Avg.	434-68-6.4	279-59-4.7
Rushing Yards-Attempts-Avg.	149-34-4.4	64-20-3.2
Net Yards Passing (Sacked-Yds)	285 (1-0)	220 (1-5)
Att-Comp-Int	33-22-0	38-27-2
Third Down Conversions (Pct.)	8-12 (67%)	6-11 (55%)
Fourth Down Conversions (Pct.)	0-0 (0%)	1-1 (100%)
Punts-Avg.	2-49.5	4-50.5
Fumbles-Lost	0-0	0-0
Penalties-Yards	5-42	3-40
Time of Possession	35:30	24:30

INDIVIDUAL STATISTICS

JAGUARS RUSHING: Jennings 12-45, Parmele 5-15, Gabbert 3-4
LIONS RUSHING: Bell 13-73 (TD), Leshoure 16-70 (3 TD), Smith 3-8, Stafford 2-(-2)
JAGUARS PASSING: Gabbert 38-27-220, 2 TD, 2 INT
LIONS PASSING: Stafford 33-22-285, 0 TD, 0 INT
JAGUARS RECEIVING: Robinson 6-41, Spurlock 5-35 (TD), Blackmon 5-32 (TD), Lewis 4-41, Shorts 3-56, Jennings 3-7, Parmele 1-8
LIONS RECEIVING: Johnson 7-129, Broyles 6-52, Bell 3-36, Scheffler 2-28, Young 2-20, Pettigrew 1-11, Smith 1-9,
SACKS: Jaguars 1 (Selvie 1.0), Lions 1 (Jackson 1.0)
INTERCEPTIONS: Jaguars 0, Lions 2 (Green 1, Coleman 1)

Attendance: 63,050 Time: 2:47 81 degrees

WEEK 10 VS. INDIANAPOLIS

COLTS 27, JAGUARS 10

NOVEMBER 8, 2012 • EVERBANK FIELD

INDIANAPOLIS COLTS (6-3)	$\frac{1}{3}$	$\frac{2}{14}$	$\frac{3}{7}$	$\frac{4}{3}$	-	27
JACKSONVILLE JAGUARS (1-8)	0	3	0	7	-	10

The Colts scored on three consecutive first-half possessions including two rushing touchdowns by rookie quarterback Andrew Luck, and added a defensive touchdown and a field goal in the second half to post a dominant 27-10 win on a Thursday night in Jacksonville. A 31-yard field goal by Adam Vinatieri was the only first-quarter scoring, but Indianapolis followed that with 66- and 61-yard drives ending in Luck's touchdowns for a 17-0 lead. The Jaguars got on the scoreboard with 17 seconds left in the first half on Josh Scobee's 40-yard field goal, which followed an earlier miss from 44 yards that ended his team record-tying streak of 20 consecutive. The Colts scored quickly in the second half when Darius Butler intercepted a Blaine Gabbert pass at the Jacksonville 11 and sprinted into the end zone to extend the lead to 24-3. Jacksonville's best drive of the night came at the beginning of the fourth quarter after Austen Lane sacked Luck and forced a fumbled which Jeremy Mincey recovered at the Jacksonville 19-yard line. The ensuing touchdown drive covered 81 yards in 14 plays, but Gabbert ran only the first five before aggravating his left shoulder injury when sacked by Antoine Bethea. Chad Henne came on in relief to finish the game, running the final 9 plays and 50 yards of that series and capping it with a four-yard touchdown pass to Cecil Shorts. A Vinatieri field goal on the next possession closed out the scoring with 3:23 remaining. Laurent Robinson led the Jaguars with a career-high nine receptions for 77 yards, while Shorts posted his second 100-yard game with six catches for 105 yards and a touchdown. Micheal Spurlock also had a career-best with six receptions for 61 yards.

TEAM	Q	TIME	SCORING PLAY	DRIVE
Ind.	1	7:27	Vinatieri 31 field goal	7-44, 3:31
Ind.	2	13:44	Luck 5 run (Vinatieri kick)	8-66, 4:30
Ind.	2	7:39	Luck 1 run (Vinatieri kick)	7-61, 3:43
Jax.	2	0:17	Scobee 40 field goal	9-47, 1:31
Ind.	3	10:50	Butler 11 interception return (Vinatieri kick)	---
Jax.	4	9:16	Shorts 4 pass from Henne (Scobee kick)	14-81, 5:36
Ind.	4	3:23	Vinatieri 41 field goal	9-57, 5:53

TEAM STATISTICS

	COLTS	JAGUARS
First Downs (Run-Pass-Pen)	24 (11-10-3)	20 (2-14-4)
Total Yards-Plays-Avg.	359-65-5.5	337-63-5.3
Rushing Yards-Attempts-Avg.	138-37-3.7	37-12-3.1
Net Yards Passing (Sacked-Yds)	221 (2-6)	300 (4-30)
Att-Comp-Int	26-18-1	47-28-2
Third Down Conversions (Pct.)	3-11 (27%)	1-10 (10%)
Fourth Down Conversions (Pct.)	1-1 (100%)	1-2 (50%)
Punts-Avg.	3-45.0	5-47.2
Fumbles-Lost	1-1	1-1
Penalties-Yards	6-40	10-115
Time of Possession	35:46	24:14

INDIVIDUAL STATISTICS

JAGUARS RUSHING: Jennings 11-27, Gabbert 1-10
COLTS RUSHING: Ballard 12-48, Brown 14-42, Hilton 2-30, Luck 7-11 (2 TD), Carter 2-7
JAGUARS PASSING: Gabbert 31-18-209, INT; Henne 16-10-121, TD, INT
COLTS PASSING: Luck 26-18-227, INT
JAGUARS RECEIVING: Robinson 9-77, Shorts 6-105 (TD), Spurlock 6-61, Lewis 3-36, Blackmon 3-25, Parmele 1-26
COLTS RECEIVING: Wayne 8-96, Avery 4-65, Allen 2-31, Ballard 2-11, Brazill 1-21, Hughes 1-3
SACKS: Jaguars 2 (Alualu 1.0, Lane 1.0), Colts 4 (Bethea 1.0, Gordy 1.0, Zbikowski 1.0, Hughes 1.0)
INTERCEPTIONS: Jaguars 1 (Landry), Colts 1 (Butler)

Attendance: 63,272 Time: 3:03 50 degrees

WEEK 11 AT HOUSTON

TEXANS 43, JAGUARS 37 (OT)

NOVEMBER 18, 2012 • RELIANT STADIUM

JACKSONVILLE JAGUARS (1-9)	$\frac{1}{7}$	$\frac{2}{10}$	$\frac{3}{10}$	$\frac{4}{7}$	OT	3	-	37
HOUSTON TEXANS (9-1)	7	10	3	14	9	-	-	43

In a record-setting game that featured 80 points scored, the 1-8 Jaguars took the 8-1 Houston Texans to overtime before falling 43-37 in a game that lasted three hours and 49 minutes, handing the Jaguars their third road overtime loss of the season. The teams combined for 1,111 total yards, 56 first downs, 876 passing yards, 158 plays and nine touchdowns. Houston started strong, moving 84 yards in five plays on the first series, capped by Matt Schaub's touchdown pass to Keshawn Martin. Five plays into the Jaguars' first possession Blaine Gabbert was hit while throwing and the resulting fumble was recovered by Houston, ending Gabbert's day as he was sidelined by a contusion to this throwing arm. Chad Henne replaced Gabbert and directed back-to-back four-play, 81-yard touchdown drives to give Jacksonville a 14-7 lead on touchdown passes to Marcedes Lewis and Cecil Shorts. Each of the game's next three possessions resulted in scores, with Houston tying it on Schaub's second touchdown pass and Josh Scobee and Shayne Graham exchanging field goals to knot the score at 17-17 at the half. The scoring binge continued in the third quarter and the Jaguars built a 10-point lead on Scobee's second field goal from 40 yards and Lewis' second scoring catch, which was set up by Paul Posluszny's forced fumble that John Chick recovered at the Houston 11. Graham's second field goal narrowed the Jacksonville lead to 27-20, but the Jaguars extended it to 14 points on Henne's 81-yard touchdown pass to Justin Blackmon early in the fourth quarter. The Texans responded with a 14-play, 80-yard drive and scored on Garrett Graham's short catch. The Jaguars were then forced to punt with four minutes remaining in regulation, and the Texans marched 90 yards in eight plays, tying the score at 34-34 with 1:34 left on Graham's second touchdown catch. Another three-and-out by Jacksonville was followed by Shayne Graham's missed field goal try from 47 yards on the final play of the fourth quarter. In overtime Houston won the coin toss and took 14 plays to set up Graham's third field goal, from 25 yards. The Jaguars responded with an 11-play, 53-yard drive capped by Scobee's third field goal that followed a 4th-and-10 conversion and a 28-yard run by Jalen Parmele to the Houston six. With the score tied at 37-37 Derek Cox intercepted Schaub on the next series to set the Jaguars up at the Houston 47, but this time the Jaguars' 4th-and-10 conversion failed. Two plays later Schaub hit Andre Johnson with a short pass that he took 48 yards for the game-winner 12:59 into the overtime period.

TEAM	Q	TIME	SCORING PLAY	DRIVE
Hou.	1	12:15	Martin 9 pass from Schaub (Graham kick)	5-84, 2:45
Jax.	1	2:56	Lewis 13 pass from Henne (Scobee kick)	4-81, 1:32
Jax.	2	12:31	Shorts 67 pass from Henne (Scobee kick)	4-81, 2:16
Hou.	2	7:52	Casey 1 pass from Schaub (Graham kick)	8-48, 4:39
Jax.	2	2:53	Scobee 43 field goal	8-44, 4:59
Hou.	2	1:12	Graham 42 field goal	8-56, 1:41
Jax.	3	11:01	Scobee 40 field goal	8-58, 3:59
Jax.	3	6:52	Lewis 1 pass from Henne (Scobee kick)	5-11, 2:39
Hou.	3	2:15	Graham 27 field goal	9-65, 4:37
Jax.	4	12:33	Blackmon 81 pass from Henne (Scobee kick)	3-70, 1:23
Hou.	4	5:39	Graham 1 pass from Schaub (Graham kick)	14-80, 6:54
Hou.	4	1:34	Graham 5 pass from Schaub (Graham kick)	8-90, 2:18
Hou.	OT	8:10	Graham 25 field goal	14-73, 6:50
Jax.	OT	4:21	Scobee 33 field goal	11-53, 3:49
Hou.	OT	2:01	Johnson 48 pass from Schaub	2-53, 0:29

TEAM STATISTICS

	JAGUARS	TEXANS
First Downs (Run-Pass-Pen)	17 (4-12-1)	39 (10-26-3)
Total Yards-Plays-Avg.	458-66-6.9	653-92-7.1
Rushing Yards-Attempts-Avg.	86-29-3.0	149-35-4.3
Net Yards Passing (Sacked-Yds)	372 (2-6)	504 (2-23)
Att-Comp-Int	35-18-0	55-43-2
Third Down Conversions (Pct.)	4-14 (29%)	4-11 (36%)
Fourth Down Conversions (Pct.)	1-2 (50%)	0-0 (0%)
Punts-Avg.	5-48.4	3-37.0
Fumbles-Lost	1-1	2-1
Penalties-Yards	6-54	2-20
Time of Possession	31:19	41:40

INDIVIDUAL STATISTICS

JAGUARS RUSHING: Parmele 24-80, Henne 2-7, Jennings 3 (-1)
TEXANS RUSHING: Foster 28-90, Forsett 7-59
JAGUARS PASSING: Henne 33-16-354, 4 TD; Gabbert 2-2-24
TEXANS PASSING: Schaub 55-43-527, 5 TD, 2 INT
JAGUARS RECEIVING: Blackmon 7-236 (TD), Shorts 3-81 (TD), Lewis 3-40 (2 TD), Parmele 3-3, Spurlock 2-18
TEXANS RECEIVING: Johnson 14-273 (TD), Graham 8-82 (2 TD), Daniels 6-57, Walter 6-54, Casey 3-20 (TD), Foster 3-15, Jean 1-11, Martin 1-9, Forsett 1-6
SACKS: Jaguars 2 (Mosley 2.0), Texans 2 (Watt 1.0, Manning 1.0)
INTERCEPTIONS: Jaguars 2 (Posluszny, Cox), Texans 0

Attendance: 71,676 Time: 3:49 roof closed



2012 GAME SUMMARIES



WEEK 12 VS. TENNESSEE

JAGUARS 24, TITANS 19
NOVEMBER 25, 2012 • EVERBANK FIELD

	1	2	3	4		
TENNESSEE TITANS (4-7)	3	3	3	10	-	19
JACKSONVILLE JAGUARS (2-9)	7	0	7	10	-	25

The Jaguars got their first home win under Mike Mularkey and snapped a seven-game losing streak in downing the Tennessee Titans 24-19. Chad Henne made his first start as a Jaguar, becoming the 15th starting quarterback in team history, and endured seven sacks while throwing two touchdown passes. The game had an ominous start when Henne's pass on the first play was deflected and intercepted at the Jacksonville 28-yard line. The defense held, as it did on the Titans' first nine possessions, and Tennessee had to settle for Rob Bironas' 38-yard field goal. Rashad Jennings got the Jaguars their first lead on a one-yard scoring run late in the first quarter, capping a 12-play, 75-yard drive. Bironas missed his second field goal attempt from 42 yards in the second quarter before closing out the half with a 40-yarder to make it 7-6 at halftime. On the Jaguars' first possession of the third quarter Henne hit Cecil Shorts on a third-and-seven and Shorts scored on the 59-yard play for a 14-6 lead. Tennessee narrowed the score to 14-12 on Bironas field goals of 39 and 33 yards, but the Jaguars responded in the fourth quarter with Justin Blackmon scoring on a seven-yard pass from Henne, capping an 80-play drive and giving Jacksonville a 21-12 lead with 6:50 remaining. Jake Locker then completed all five passes on the next series, hitting Kenny Britt for a touchdown that made it a two-point game at 21-19. After forcing a Jaguars three-and-out Tennessee had the ball at its own 37-yard line with 3:28 left, but on second down Locker's pass over the middle was deflected by Russell Allen and intercepted by Dwight Lowery, who returned 21 yards to the Tennessee 36. Six plays later Scobee hit a 41-yard field goal for a 24-19 lead with just 24 seconds remaining. Rookie Mike Harris, who had the Jaguars' only sack, intercepted Locker on the final play to end the game. The Jaguars finished with 100 rushing yards for the first time in eight games, while Shorts had his third 100-yard receiving game and Blackmon broke the franchise record for receiving yards by a rookie.

TEAM	Q	TIME	SCORING PLAY	DRIVE
Ten.	1	13:32	Bironas 38 field goal	4-8, 1:23
Jax.	1	0:12	Jennings 1 run (Scobee kick)	12-75, 7:19
Ten.	2	0:11	Bironas 40 field goal	6-33, 0:36
Jax.	3	8:40	Shorts 59 pass from Henne (Scobee kick)	6-75, 2:59
Ten.	3	3:26	Bironas 39 field goal	12-64, 5:14
Ten.	4	10:05	Bironas 33 field goal	10-72, 2:51
Jax.	4	6:50	Blackmon 7 pass from Henne (Scobee kick)	8-80, 3:15
Ten.	4	4:52	Britt 6 pass from Locker (Bironas kick)	6-78, 1:58
Jax.	4	0:24	Scobee 41 field goal	6-13, 2:16

TEAM STATISTICS

	TITANS	JAGUARS
First Downs (Run-Pass-Pen)	20 (3-15-2)	19 (8-9-2)
Total Yards-Plays-Avg.	360-70-5.1	321-60-5.4
Rushing Yards-Attempts-Avg.	110-29-3.8	100-27-3.7
Net Yards Passing (Sacked-Yds)	250 (1-11)	221 (7-40)
Att-Comp-Int	40-23-2	26-17-1
Third Down Conversions (Pct.)	6-15 (40%)	7-14 (50%)
Fourth Down Conversions (Pct.)	0-0 (0%)	0-1 (0%)
Punts-Avg.	4-50.3	5-47.0
Fumbles-Lost	1-0	0-0
Penalties-Yards	6-42	5-30
Time of Possession	30:37	29:23

INDIVIDUAL STATISTICS

JAGUARS RUSHING: Parmele 8-45, Jennings 16-43 (TD), Blackmon 1-12, Henne 2-0
TITANS RUSHING: Johnson 21-80, Locker 5-21, Reynaud 2-5, Wright 1-4
JAGUARS PASSING: Henne 26-17-261, 2 TD, 1 INT
TITANS PASSING: Locker 40-23-261, 1 TD, 2 INT
JAGUARS RECEIVING: Blackmon 5-62 (TD), Shorts 4-105 (TD), Lewis 4-56, Shipley 1-24, Parmele 1-7, Ta'ufu'ou-1-5, Jennings 1-2
TITANS RECEIVING: Cook 6-47, Wright 5-48, Washington 4-54, Britt 3-25, Williams 2-46, Johnson 2-29, Stevens 1-12
SACKS: Jaguars 1 (Harris 1.0), Titans 7 (Brown 2.5, Griffin 1.0, Ayers 1.0, Casey 1.0, Wimbley 0.5, Klug 1.0)
INTERCEPTIONS: Jaguars 2 (Harris, Lowery), Titans 1 (Verner)

Attendance: 63,323 Time: 3:03 60 degrees

WEEK 13 AT BUFFALO

BILLS 34, JAGUARS 18
DECEMBER 2, 2012 • RALPH WILSON STADIUM

	1	2	3	4		
JACKSONVILLE JAGUARS (2-10)	0	10	0	8	-	18
BUFFALO BILLS (5-7)	7	10	10	7	-	34

The Jaguars built a 10-7 second-quarter lead but Buffalo changed the momentum of the game with 27 points on five consecutive possessions en route to a 34-17 victory played in a constant rain. After the Bill's opening touchdown the Jaguars scored on their fourth and fifth possessions, using a Paul Posluszny interception to set up Josh Scobee's 36-yard field goal and Chad Henne completions to Cecil Shorts and Marcedes Lewis to set up Henne's one-yard bootleg run for a touchdown and a 10-7 lead. The ensuing kickoff was returned 55 yards by Marcus Easley to the Jacksonville 41, and a 15-yard penalty moved the Bills to the Jaguars' 26-yard line. Ryan Fitzpatrick capped the four-play drive with an 11-yard scoring pass to tight end Scott Chandler. On the Jaguars' very next play Henne was sacked by Mario Williams, who forced and recovered a fumble at the 14 setting up Rian Lindell's 29-yard field goal for a 17-10 Buffalo lead at the half. The Bills kept it going in the third quarter, scoring on their first three possessions to make it five in a row overall. They marched 61 yards in eight plays on the opening series for a 14-point lead at 24-10. After the Jaguars failed to convert a fourth-down play at the Buffalo 39 the Bills drove 29 yards in eight plays with Lindell hitting a 50-yard field goal. The Bills' next possession covered 62 yards in just four plays as C.J. Spiller broke free for a 44-yard touchdown run which made it 34-10 early in the fourth quarter. The Jaguars' final touchdown was set up by a muffed punt at the Buffalo five-yard line, as Henne hit Shorts in the end zone to close out the scoring. The Jaguars were stopped on fourth down on their final two possessions, and finished the day just one of 10 on third down and 0 for three on fourth down. The Bills rushed 46 times for 232 yards - the most allowed by the Jaguars all season - led by Fred Jackson's 109, while the Jaguars had just 18 runs for 50 yards. Henne threw 41 passes, completing 17, and Fitzpatrick attempted just 17 passes and completed nine for 112 yards, with all three figures being the lowest by a Jaguars opponent all season.

TEAM	Q	TIME	SCORING PLAY	DRIVE
Buf.	1	9:10	Fitzpatrick 1 run (Lindell kick)	9-66, 4:45
Jax.	2	11:47	Scobee 36 field goal	7-14, 1:53
Jax.	2	3:47	Henne 1 run (Scobee kick)	4-63, 1:46
Buf.	2	1:56	Chandler 11 pass from Fitzpatrick (Lindell kick)	4-26, 1:51
Buf.	2	0:31	Lindell 29 field goal	4-3, 1:20
Buf.	3	11:06	Johnson 13 pass from Fitzpatrick (Lindell kick)	8-61, 3:54
Buf.	3	2:14	Lindell 50 field goal	8-29, 4:52
Buf.	4	13:29	Spiller 44 run (Lindell kick)	4-62, 2:07
Jax.	4	10:47	Shorts 5 pass from Henne (Owens run)	1-5, 0:04

TEAM STATISTICS

	JAGUARS	BILLS
First Downs (Run-Pass-Pen)	21 (4-10-7)	20 (14-5-1)
Total Yards-Plays-Avg.	236-63-3.7	344-63-5.5
Rushing Yards-Attempts-Avg.	50-18-2.8	232-46-5.0
Net Yards Passing (Sacked-Yds)	202 (3-6)	112 (0-0)
Att-Comp-Int	42-19-1	17-9-1
Third Down Conversions (Pct.)	1-10 (10%)	5-12 (42%)
Fourth Down Conversions (Pct.)	0-3 (0%)	0-1 (0%)
Punts-Avg.	5-41.6	4-44.5
Fumbles-Lost	3-1	1-1
Penalties-Yards	8-74	9-100
Time of Possession	24:51	35:09

INDIVIDUAL STATISTICS

JAGUARS RUSHING: Owens 7-29, Jennings 8-20, Henne 3-1 (TD)
BILLS RUSHING: Jackson 25-109, Spiller 14-77 (TD), Smith 2-28, Fitzpatrick 5-18 (TD)
JAGUARS PASSING: Henne 42-19-202, TD, INT
BILLS PASSING: Fitzpatrick 17-9-112, 2 TD, INT
JAGUARS RECEIVING: Shorts 7-77 (TD), Lewis 4-68, Shipley 3-19, Elliott 2-24, Owens 1-11, Blackmon 1-9, Henne 1-(-6)
BILLS RECEIVING: Graham 2-54, Johnson 2-18 (TD), Jackson 2-10, Smith 1-12, Chandler 1-11 (TD), Spiller 1-7
SACKS: Jaguars 0, Bills 3 (Carrington 1.0, Moore 1.0, Williams 1.0)
INTERCEPTIONS: Jaguars 1 (Posluszny), Bills 1 (Byrd)

Attendance: 53,971 Time: 3:06 52 degrees, rain

WEEK 14 VS. NEW YORK JETS

JETS 17, JAGUARS 10

DECEMBER 9, 2012 • EVERBANK FIELD

	1	2	3	4	
NEW YORK JETS (6-7)	0	0	10	7	- 17
JACKSONVILLE JAGUARS (2-11)	0	3	0	7	- 10

In a tale of two halves, the Jaguars held a 3-0 halftime lead before the Jets' rushing attack took over in the third quarter, leading the way to a 17-10 Jets win. In the final minutes the Jaguars were driving for a possible game-tying score when Chad Henne was intercepted at the Jets' four-yard line to end the game. The Jaguars' first possession of the day was a productive one, covering 56 yards in 14 plays to the New York 11-yard line before a Henne pass was tipped at the line of scrimmage and intercepted by Bart Scott. In the second quarter the Jacksonville defense forced two turnovers, the first of which was a strip sack by Jason Babin which he recovered at the Jaguars' 43. Four runs and two passes moved the ball to the Jets 13-yard line and Josh Scobee finished the drive with a 31-yard field goal for a 3-0 lead. The Jets ensuing possession ended on another fumble, forced by Derek Cox and recovered by Dwight Lowery, but the Jaguars were unable to capitalize. On the final play of the first half Scobee attempted a 55-yard field goal which was wide left. The Jets had just 50 yards rushing in the first half, but 116 in the second as Shonn Greene and Bilal Powell finished with 77 and 78 rushing yards, respectively. All four of the Jaguars' third-quarter possessions were three-and-outs, while three of the Jets' four possessions that began in the third quarter resulted in scores for 17 points. Greene scored on a one-yard run on New York's first drive, and Nick Folk kicked a 44-yard field goal to cap another. In the fourth quarter Powell scored on a four-yard run to make it 17-3 before Henne directed an 11-play, 86-yard drive that resulted in Montell Owens' 32-yard run around left end for a touchdown. That narrowed the score to 17-10 with 7:06 remaining. The Jaguars defense forced two more punts, giving the offense the ball at the Jaguars' 20 with 1:43 left and no timeouts. Henne threw 11 consecutive passes to move to the New York 28, but his final throw of the day was intercepted by Ellis Lankster with 15 second remaining in the game.

TEAM	Q	TIME	SCORING PLAY	DRIVE
Jax.	2	6:44	Scobee 31 field goal	7-44, 3:58
N.Y.	3	9:11	Greene 1 run (Folk kick)	9-57, 4:45
N.Y.	3	2:53	Folk 44 field goal	6-21, 2:05
N.Y.	4	12:20	Powell 4 run (Folk kick)	7-46, 3:59
Jax.	4	7:06	Owens 32 run (Scobee kick)	11-86, 5:14

TEAM STATISTICS

	JETS	JAGUARS
First Downs (Run-Pass-Pen)	17 (11-4-2)	16 (5-10-1)
Total Yards-Plays-Avg.	270-62-4.4	291-70-4.2
Rushing Yards-Attempts-Avg.	166-42-4.0	123-24-5.1
Net Yards Passing (Sacked-Yds)	104 (1-7)	168 (3-17)
Att-Comp-Int	19-12-0	43-21-2
Third Down Conversions (Pct.)	4-13 (31%)	2-16 (13%)
Fourth Down Conversions (Pct.)	0-0 (0%)	3-3 (100%)
Punts-Avg.	7-46.6	8-45.4
Fumbles-Lost	2-2	0-0
Penalties-Yards	1-15	7-54
Time of Possession	30:31	29:29

INDIVIDUAL STATISTICS

JAGUARS RUSHING: Owens 14-91 (TD), Murphy 4-19, Todman 3-8, Jones 2-4, Henne 1-1
JETS RUSHING: Powell 19-78 (TD), Greene 20-77 (TD)
JAGUARS PASSING: Henne 43-21-185, 0 TD, 2 INT
JETS PASSING: Sanchez 19-12-111, 0 TD, 0 INT
JAGUARS RECEIVING: Blackmon 6-57, Shipley 5-55, Elliott 3-38, Jones 2-8, Owens 1-11, Whimper 1-10, Lewis 1-4, Potter 1-2, Todman 1-0
JETS RECEIVING: Kerley 4-27, Schilens 2-27, Gilyard 2-15, Reuland 2-7, Cumberland 1-37, Cromartie 1-(-2)
SACKS: Jaguars 1 (Babin), Jets 3 (Harris 1.0, Wilkerson 1.0, Coples 1.0)
INTERCEPTIONS: Jaguars 0, Jets 2 (Lankster, Scott)

Attendance: 67,027 Time: 3:06 67 degrees

WEEK 15 AT MIAMI

DOLPHINS 23, JAGUARS 3

DECEMBER 16, 2012 • SUN LIFE STADIUM

	1	2	3	4	
JACKSONVILLE JAGUARS (2-12)	3	0	0	0	- 3
MIAMI DOLPHINS (6-8)	3	7	6	8	- 24

For the second week in a row the Jaguars followed an evenly-played first half with a third quarter in which the game got away from them, falling 24-3 to the Dolphins in South Florida. Miami rushed for 180 yards led by Reggie Bush's 104, and Ryan Tannehill completed 22 of 28 passes including two for touchdowns. The Jaguars scored first on a 37-yard Josh Scobee field goal to cap the first drive, and Miami answered with a 53-yard field goal by Dan Carpenter on the ensuing possession. In the second quarter it appeared the Jaguars would seize momentum when Jason Babin had a sack/fumble for the second straight week, giving the Jaguars possession at the Miami 20-yard line. On the first play Chad Henne hit Justin Blackmon at the goal line for a touchdown, but the score was nullified by a penalty for Guy Whimper failing to report as an eligible player. The drive then moved to the 11-yard line where the Jaguars failed to convert on 4th-and-one. The Dolphins seized the opportunity by marching 89 yards in 14 plays, scoring on Tannehill's short pass to Jorvorskie Lane to claim a lead they would not relinquish. The Jaguars had just four possessions in the second half, resulting in two punts and two 4th-down conversion failures. The Dolphins, meanwhile, advanced inside the red zone on four consecutive possessions and scored on the last three after failing on a fake field goal on the first. Carpenter hit field goals from 30 and 31 yards in the third period before a 14-play, 85-yard series on which Tannehill hit Anthony Fasano with a two-yard scoring pass in the final four minutes. The Dolphins' second-half domination included a time of possession advantage of 21:33 to 8:27 and 15 first downs to six. The Jaguars' four red zone opportunities resulted in a field goal and three fourth-down conversion failures.

TEAM	Q	TIME	SCORING PLAY	DRIVE
Jax.	1	10:03	Scobee 37 field goal	10-61, 4:57
Mia.	1	6:26	Carpenter 53 field goal	7-43, 3:37
Mia.	2	1:56	Lane 4 pass from Tannehill (Carpenter kick)	14-89, 7:34
Mia.	3	5:35	Carpenter 30 field goal	5-60, 2:54
Mia.	3	1:01	Carpenter 31 field goal	7-64, 3:00
Mia.	4	3:12	Fasano 2 pass from Tannehill (Tannehill-Fasano pass)	14-85, 9:01

TEAM STATISTICS

	JAGUARS	DOLPHINS
First Downs (Run-Pass-Pen)	13 (3-9-1)	26 (8-13-5)
Total Yards-Plays-Avg.	299-57-5.2	389-66-5.9
Rushing Yards-Attempts-Avg.	86-21-4.1	180-36-5.0
Net Yards Passing (Sacked-Yds)	213 (2-8)	209 (1-11)
Att-Comp-Int	34-18-0	29-22-0
Third Down Conversions (Pct.)	6-15 (40%)	6-11 (55%)
Fourth Down Conversions (Pct.)	0-3 (0%)	0-1 (0%)
Punts-Avg.	5-47.4	1-63.0
Fumbles-Lost	2-0	1-1
Penalties-Yards	10-88	5-41
Time of Possession	24:22	35:38

INDIVIDUAL STATISTICS

JAGUARS RUSHING: Owens 11-47, Murphy 6-20, Henne 3-16, Jones 1-3
DOLPHINS RUSHING: Bush 21-104, Tannehill 8-52, Miller 6-18, Thomas 1-6
JAGUARS PASSING: Henne 34-18-221 0 TD, 0 INT
DOLPHINS PASSING: Tannehill 28-22-220 2 TD, 0 INT; Fields 1-0-0 0 TD, 0 INT
JAGUARS RECEIVING: Shorts 6-101, Blackmon 6-93, Lewis 3-8, Shipley 2-13, Owens 1-6
DOLPHINS RECEIVING: Fasano 6-56, Hartline 5-77, Matthews 3-23, Moore 2-33, Clay 2-8, Lane 2-6, Thigpen 1-15, Miller 1-2
SACKS: Jaguars 1 (Alualu 0.5, Babin 0.5), Dolphins 2 (Burnett 1.0, Odrick 1.0)
INTERCEPTIONS: Jaguars 0, Falcons 0

Attendance: 53,667 Time: 2:56 80 degrees



2012 GAME SUMMARIES



WEEK 16 VS. NEW ENGLAND

PATRIOTS 23, JAGUARS 16

DECEMBER 23, 2012 • EVERBANK FIELD

NEW ENGLAND PATRIOTS (11-4)	1/3	2/10	3/3	4/7	-	23
JACKSONVILLE JAGUARS (2-13)	10	3	0	3	-	16

The Jaguars scored first and led early but were unable to reach the end zone on their final two possessions of the game before falling to the New England Patriots 23-16 in their home finale. The game went down to the final play, with the Jaguars trailing by seven and set up at the New England 12-yard line, but Chad Henne's throw into the end zone was intercepted by Patrick Chung. The game opened with Jacksonville marching 78 yards in nine plays, and Henne hit Justin Blackmon in the back of the end zone with a three-yard scoring pass. On the Patriots' second play Tom Brady was intercepted by Chris Prosinski, and the Jaguars kept the momentum going with Josh Scobee's 41-yard field goal capping the eight-play drive which gave Jacksonville a 10-0 lead. New England countered with a 25-yard Stephen Gostkowski field goal before Brady was intercepted again in the first quarter, this time by Derek Cox. A 53-yard catch-and-run completion from Henne to Montell Owens got the Jaguars into field goal range, and Scobee's 35-yarder made it 13-3. But the Patriots scored on their next two possessions with a 49-yard field goal capping an 11-play drive and Brady's 14-yard touchdown pass to Danny Woodhead finish a 10-play drive which tied the score at 13-13 with 18 seconds remaining in the first half. New England opened the third quarter with another 10-play drive, resulting in a 38-yard field goal for their first lead at 16-13. Wes Welker's one-yard touchdown catch at the start of the fourth quarter gave the Patriots a 10-point lead at 23-13, and the Jaguars responded with a 42-yard Scobee field goal to remain within a touchdown. The Jaguars defense forced the Patriots to punt on each of their last two possessions, giving the offense the ball at the Jacksonville 34 and 38 yard lines. On the first Jaguars possession they advanced to a first-and-goal at the New England one-yard line, but a false start penalty and a sack backed them up before Henne was intercepted by Patrick Chung at the one. On the final series of the game the Jaguars marched to the Patriots 12-yard line with eight seconds remaining. Under pressure, Henne lofted a pass into the end zone where Chung made his second interception. In addition to the two interceptions, the Jaguars defense sacked Brady a season-high three times with one each by Russell Allen, Jeremy Mincey and Tyson Alualu.

TEAM	Q	TIME	SCORING PLAY	DRIVE
Jax.	1	9:34	Blackmon 3 pass from Henne (Scobee kick)	9-78, 5:26
Jax.	1	5:43	Scobee 41 field goal	8-30, 3:06
N.E.	1	3:15	Gostkowski 25 field goal	10-73, 2:28
Jax.	2	13:07	Scobee 35 field goal	5-57, 2:09
N.E.	2	5:25	Gostkowski 49 field goal	11-52, 5:13
N.E.	2	0:25	Woodhead 14 pass from Brady (Gostkowski kick)	10-66, 3:31
N.E.	3	11:44	Gostkowski 38 field goal	10-60, 3:16
N.E.	4	14:15	Welker 2 pass from Brady (Gostkowski kick)	9-59, 4:17
Jax.	4	8:42	Scobee 42 field goal	11-56, 5:33

TEAM STATISTICS

	PATRIOTS	JAGUARS
First Downs (Run-Pass-Pen)	23 (6-15-2)	22 (7-13-2)
Total Yards-Plays-Avg.	349-71-4.9	436-75-5.8
Rushing Yards-Attempts-Avg.	103-27-3.8	93-23-4.0
Net Yards Passing (Sacked-Yds)	246 (3-21)	343 (1-5)
Att-Comp-Int	41-24-2	51-29-3
Third Down Conversions (Pct.)	4-12 (33%)	4-15 (27%)
Fourth Down Conversions (Pct.)	0-0 (0%)	1-2 (50%)
Punts-Avg.	5-47.8	4-56.3
Fumbles-Lost	0-0	0-0
Penalties-Yards	4-39	5-47
Time of Possession	27:25	32:35

INDIVIDUAL STATISTICS

JAGUARS RUSHING: Owens 10-42, Murphy 10-29, Henne 2-22, Jones 1-0
PATRIOTS RUSHING: Ridley 18-84, Welker 1-9, Woodhead 3-7, Bolden 5-3
JAGUARS PASSING: Henne 51-29-348, TD, 3 INT
PATRIOTS PASSING: Brady 41-24-267, 2 TD, 2 INT
JAGUARS RECEIVING: Blackmon 7-79 (TD), Shorts 6-54, Shipley 5-82, Owens 4-77, Lewis 4-27, Clemons 1-17, Stanback 1-6, Jones 1-6
PATRIOTS RECEIVING: Welker 10-88 (TD), Lloyd 6-62, Hoomanawanui 2-46, Woodhead 2-38 (TD), Branch 2-12, Hernandez 1-13, Fells 1-8
SACKS: Jaguars 3 (Allen 1.0, Mincey 1.0, Alualu 1.0), Patriots 1 (Hightower 1.0)
INTERCEPTIONS: Jaguars 2 (Prosinski 1, Cox 1), Patriots 3 (Cole 1, Chung 2)

Attendance: 70,251 Time: 3:02 58 degrees

WEEK 17 AT TENNESSEE

TITANS 38, JAGUARS 20

DECEMBER 30, 2012 • LP FIELD

JACKSONVILLE JAGUARS (2-14)	1/7	2/7	3/0	4/6	-	20
TENNESSEE TITANS (6-10)	7	14	14	3	-	38

Closing out the worst season in franchise history, the Jaguars allowed four return-touchdowns - two on punts and two on interceptions - to lose 38-20 to the Tennessee Titans and finish 2-14. The day began with the Titans scoring first with their only offensive touchdown of the day on a Chris Johnson two-yard run, but the Jaguars responded. Marching for touchdowns on their first two possessions for the first time since Oct. 3, 2010, Jacksonville took a 14-7 lead on Chad Henne's scoring passes of five yards to Jordan Shipley and 30 yards to Justin Blackmon. Those scores capped drives of 76 yards in 10 plays and 61 yards in nine to mark the team's best start of the season. Momentum changed, however, late in the second quarter when Titans linebacker Zach Brown intercepted Henne and ran 79 yards for a touchdown to tie the score at 14-14. The Jaguars were forced to punt on their next possession and Darius Reynaud returned the kick 69 yards for another score and a lead Tennessee would never relinquish. By that time the Jaguars dominated in most statistical categories, but the Titans held a 21-14 halftime lead. Jacksonville got the ball to start the third quarter and Reynaud struck again, returning Bryan Anger's punt 81 yards for a score. Two plays later Henne was picked off again by Brown, who this time raced 30 yards for another touchdown and a 35-14 lead just three minutes into the second half. In all, Tennessee scored 28 points in a span of 4:45 without its offense taking the field. In the fourth quarter Rob Bironas added a 48-yard field goal for a 38-14 lead, and the Jaguars' final touchdown of the season was scored on a blocked punt and return by rookie Mike Harris. Paul Posluszny turned in the Jaguars' only two sacks of the game, and Mercedes Lewis had a career-high 103 receiving yards on seven catches. Justin Blackmon set franchise rookie records with 64 receptions for 865 yards and five touchdowns, while Anger broke NFL rookie records with a 47.8-yard gross average and 40.8 net for the season, also topping Bryan Barker's Jaguars records in both categories.

TEAM	Q	TIME	SCORING PLAY	DRIVE
Ten.	1	11:34	Johnson 2 run (Bironas kick)	7-79, 3:26
Jax.	1	5:40	Shipley 5 pass from Henne (Scobee kick)	10-76, 5:54
Jax.	2	14:53	Blackmon 30 pass from Henne (Scobee kick)	7-61, 4:07
Ten.	2	1:48	Brown 79 interception return (Bironas kick)	---
Ten.	2	0:33	Reynaud 69 punt return (Bironas kick)	---
Ten.	3	12:54	Reynaud 81 punt return (Bironas kick)	---
Ten.	3	12:03	Brown 30 interception return (Bironas kick)	---
Ten.	4	12:26	Bironas 48 field goal	13-41, 6:34
Jax.	4	2:16	Harris 19 return blocked punt (pass failed)	---

TEAM STATISTICS

	JAGUARS	TITANS
First Downs (Run-Pass-Pen)	21 (5-14-2)	12 (6-4-2)
Total Yards-Plays-Avg.	375-71-5.3	221-51-4.3
Rushing Yards-Attempts-Avg.	122-23-5.3	79-34-2.3
Net Yards Passing (Sacked-Yds)	253 (7-45)	142 (2-10)
Att-Comp-Int	41-25-3	15-9-0
Third Down Conversions (Pct.)	7-16 (44%)	6-14 (43%)
Fourth Down Conversions (Pct.)	0-3 (0%)	0-2 (0%)
Punts-Avg.	5-46.4	5-40.8
Fumbles-Lost	1-0	0-0
Penalties-Yards	7-35	5-43
Time of Possession	32:21	27:39

INDIVIDUAL STATISTICS

JAGUARS RUSHING: Toston 17-74, Murphy 3-24, Henne 2-13, Blackmon 1-11
TITANS RUSHING: Johnson 21-56 (TD), Mooney 5-19, Locker 5-3, Reynaud 3-1
JAGUARS PASSING: Henne 41-25-298, 2 TD, 3 INT
TITANS PASSING: Locker 15-9-152, 0 TD, 0 INT
JAGUARS RECEIVING: Lewis 7-103, Shipley 7-51 (TD), Blackmon 6-79 (TD), Toston 3-41, Clemons 2-24
TITANS RECEIVING: Wright 2-40, Britt 2-21, Thomposn 2-19, Hawkins 1-42, Washington 1-21, Johnson 1-9
SACKS: Jaguars 2 (Posluszny 2), Titans 7 (Morgan 2.0, Ayers 1.0, Casey 1.0, Brown 1.0, Wimbley 1.0, Marks 0.5, Klug 0.5)
INTERCEPTIONS: Jaguars 0, Titans 3 (Brown 2, Griffin 1)

Attendance: 69,143 Time: 3:00 39 degrees

2012 PARTICIPATION GAME-BY-GAME



	at MIN	vs. HOU	at IND	vs. CIN	vs. CHI	at OAK	at GB	vs. DET	vs. IND	at HOU	vs. TEN	at BUF	vs. NYJ	at MIA	vs. NE	at TEN	Games/ Starts
ALLEN	OLB	OLB	OLB	OLB	OLB	LB	OLB	OLB	OLB	OLB	OLB	LB	LB	OLB	OLB	OLB	16/16
ALUALU	LDE	DT	DT	DT	DT	DT	DT	DT	DT	DT	DT	DT	DT	DT	DT	DT	16/16
ANGER	P	P	P	P	P	P	P	P	P	P	P	P	P	P	P	P	16/0
ARMSTRONG	---	---	---	---	---	---	---	ina	ina	---	---	---	---	---	---	---	0/0
ASPER	---	---	---	---	---	---	---	---	---	---	---	---	---	---	---	P	1/0
BABIN	---	---	---	---	---	---	---	---	---	---	---	LDE	LDE	LDE	LDE	RDE	5/5
BALDRIDGE	ps	DNP	P	ina	---	ps	ps	ps	ps	ps	ps	ps	---	---	---	---	1/0
BEEKMAN	ina	---	---	---	---	---	---	---	---	---	---	---	---	---	---	---	0/0
BLACKMON	WR	WR	WR	WR	WR	P	WR	WR	WR	WR	WR	WR	WR	WR	WR	WR	16/15
BLAKE	P	P	P	P	P	P	P	P	P	P	P	P	P	P	P	P	16/0
BOLEN	IR	IR	IR	IR	IR	IR	IR	IR	IR	IR	IR	IR	IR	IR	IR	IR	0/0
BOSWORTH	OLB	OLB	OLB	OLB	OLB	P	OLB	P	P	P	P	P	P	P	P	P	16/5
BRADFIELD	RT	ina	ina	RT	RT	RT	RT	RT	RT	RT	RT	RT	RT	RT	P	P	14/12
BRACKETT	IR	IR	IR	IR	IR	IR	IR	IR	IR	IR	IR	IR	IR	IR	IR	IR	0/0
BRANCH	P	RDE	RDE	RDE	P	P	P	P	P	P	P	P	P	ina	IR	IR	13/3
BREWSTER	P	P	LG	P	P	P	LG	LG	LG	LG	LG	LG	ina	IR	IR	IR	12/7
BRITTON	LG	ina	ina	LG	LG	LG	P	DNP	P	P	P	P	P	P	ina	ina	11/5
BROWN	ps	ps	ps	ps	ps	ps	ps	ps	ps	ps	ps	ps	ps	ps	P	WR	2/1
CAIN	P	P	P	P	P	P	P	P	P	P	P	P	P	P	P	P	16/0
CHICK	PUP	PUP	PUP	PUP	PUP	PUP	P	P	P	P	P	P	ina	P	P	ina	8/0
CLEMONS	---	---	---	---	---	---	---	---	---	---	---	---	---	---	---	---	4/0
CLOHERTY	P	---	---	---	---	---	---	---	---	---	---	---	---	---	---	---	1/0
COX	ina	ina	RCB	RCB	RCB	RCB	ina	LCB	RCB	RCB	RCB	ina	RCB	RCB	RCB	RCB	12/12
CORNER	IR	IR	IR	IR	IR	---	---	---	---	---	---	---	---	---	---	---	0/0
COSBY	---	---	---	---	---	---	---	---	---	---	---	---	---	---	---	---	2/0
DAVIS	ps	ps	ps	ps	P	ina	ps	ps	ps	ps	---	ps	ps	ps	ps	ps	1/0
DENNARD	ps	ps	ps	ps	ps	ps	ps	ps	ps	IR	IR	IR	IR	IR	IR	IR	0/0
DRAHEIM	---	---	---	---	---	---	---	---	---	---	---	---	---	---	ps	ps	0/0
ELLIOTT	P	P	P	P	P	P	P	P	P	P	P	P	WR	---	---	---	13/1
ESTES	IR	IR	IR	IR	IR	IR	IR	IR	IR	IR	IR	IR	IR	IR	IR	IR	0/0
GABBERT	QB	QB	QB	QB	QB	QB	QB	QB	QB	QB	QB	QB	IR	IR	IR	IR	10/10
GOLDEN	---	---	---	---	---	---	---	---	---	---	---	---	---	---	ps	ps	0/0
GRIMES	---	---	---	---	---	---	---	---	---	---	---	---	---	---	ina	DNP	0/0
HALL	ps	ps	ps	ps	ps	---	---	---	---	---	---	---	---	---	---	---	0/0
HARRIS, C.	---	---	---	---	---	P	P	P	P	P	ina	---	---	---	---	---	5/0
HARRIS, J.	---	---	---	ps	ps	ps	---	---	---	---	---	---	---	---	---	---	0/0
HARRIS, M.	DNP	P	P	P	P	P	P	P	P	P	P	RCB	LCB	LCB	LCB	LCB	15/5
HENNE	DNP	P	DNP	DNP	DNP	P	DNP	DNP	P	P	QB	QB	QB	QB	QB	QB	10/6
HOLCOMB	---	---	---	---	---	---	---	---	---	---	---	---	---	---	---	ps	0/0
JACKSON	---	---	---	---	---	---	---	---	---	---	---	---	---	ps	ps	ps	1/0
JENNINGS	RB	ina	ina	P	P	P	RB	RB	RB	RB	ina	RB	ina	ina	ina	IR	10/6
JONES, G. (FB)	FB	FB	P	FB	P	P	P	ina	ina	ina	ina	P	P	P	P	P	12/4
JONES, G. (LB)	---	---	---	---	---	---	---	---	---	---	---	---	---	---	---	---	6/0
JONES, J.	ps	---	---	---	---	---	---	---	---	---	---	---	---	---	---	---	0/0
JONES-DREW	P	RB	RB	RB	RB	RB	ina	ina	ina	ina	ina	ina	ina	ina	ina	IR	6/5
KING	---	---	---	---	---	---	---	---	---	---	ps	ps	ps	ps	ps	ps	0/0
KNIGHTON	DT	DT	DT	DT	P	DT	P	P	P	P	P	P	P	P	P	P	16/5
LANDRY	SS	SS	SS	SS	SS	SS	SS	SS	SS	SS	SS	SS	SS	SS	SS	SS	16/16
LANE	ina	ina	ina	P	RDE	RDE	RDE	RDE	RDE	RDE	RDE	ina	P	ina	P	ina	11/7
LEWIS	TE	TE	TE	P	TE	TE	TE	TE	TE	TE	TE	TE	TE	TE	TE	TE	16/15
LINDSEY	---	---	---	---	---	---	---	---	---	---	---	---	---	---	---	---	0/0
LONG	---	---	---	---	---	---	---	---	---	---	---	---	---	---	---	---	0/0
LOWERY	FS	FS	FS	FS	FS	ina	ina	ina	ina	ina	FS	FS	FS	FS	IR	IR	9/9
MARSHALL	P	P	P	ina	P	ina	---	---	ps	ps	ps	ps	ps	ps	ina	P	5/0
MATHIS	P	P	LCB	LCB	LCB	DB	DNP	ina	ina	ina	P	P	P	P	P	P	12/4
MEESTER	C	C	C	C	C	C	C	C	C	C	C	C	C	C	C	C	16/16
MIDDLETON	RCB	RCB	P	P	P	P	RCB	P	P	P	ina	IR	IR	IR	IR	IR	10/3
MILLER, P.	---	---	---	---	---	ps	ps	---	---	---	---	---	---	---	---	---	0/0
MILLER, Z.	IR	IR	IR	IR	IR	IR	IR	IR	IR	IR	IR	IR	IR	IR	IR	IR	0/0
MINCEY	RDE	LDE	LDE	LDE	LDE	LDE	LDE	LDE	LDE	LDE	LDE	RDE	RDE	RDE	RDE	LDE	16/16
MITCHELL, A.	---	---	---	---	---	---	---	---	---	---	---	---	ps	ps	ps	ps	0/0
MITCHELL, C.	---	---	---	---	---	---	---	---	---	---	---	---	---	---	---	---	0/0
MOHAMED	---	ps	ps	---	---	---	---	---	---	---	---	---	---	---	---	---	0/0
MOLDEN	---	---	---	---	---	---	---	---	---	---	---	P	P	P	ina	ina	3/0
MONROE	LT	LT	LT	LT	LT	LT	LT	LT	LT	LT	LT	LT	LT	LT	LT	LT	16/16
MORGAN	P	P	P	P	P	P	---	---	---	---	---	---	---	---	---	---	4/0
MOSLEY	DT	P	P	P	DT	P	DT	DT	DT	DT	DT	DT	DT	DT	DT	DT	16/12
MURPHY	---	---	---	---	---	---	---	ps	ps	ps	ps	P	P	P	P	P	5/0
NOWAK	IR	IR	IR	IR	IR	IR	IR	IR	IR	IR	IR	IR	IR	IR	IR	IR	0/0
NWANERI	RG	RG	RG	RG	RG	RG	RG	RG	RG	RG	RG	RG	RG	RG	RG	RG	15/15
OWENS	P	P	P	P	P	P	ina	ina	P	P	DNP	DNP	DNP	DNP	DNP	DNP	0/0
PALMER	---	---	---	---	---	---	---	---	---	---	---	---	---	---	---	---	0/0
PARMELE	P	P	P	P	P	P	P	P	P	RB	RB	IR	IR	IR	IR	IR	11/2
PASZTOR	---	---	ps	ps	ps	ps	ps	ps	ps	ps	ps	ps	ps	LG	LG	LG	3/3
PENDLETON	ina	DNP	ina	ina	ina	ina	ina	ina	ina	ina	ina	ina	ina	MLB	P	P	4/0
POSLUZNY	MLB	MLB	MLB	MLB	MLB	LB	MLB	MLB	MLB	LB	MLB	LB	MLB	MLB	MLB	MLB	16/16
POTTER	P	P	P	P	P	TE	P	TE	TE	P	P	P	P	P	P	P	16/4
PRICE	IR	IR	IR	IR	IR	IR	IR	IR	IR	IR	IR	IR	IR	IR	IR	IR	0/0
PROSINSKI	P	P	P	P	P	FS	FS	FS	FS	FS	P	P	P	P	FS	FS	16/7
RACKLEY	IR	IR	IR	IR	IR	IR	IR	IR	IR	IR	IR	IR	IR	IR	IR	IR	0/0
REISNER	---	---	---	---	---	---	---	---	---	---	---	---	---	---	---	ina	0/0
ROBINSON	WR	WR	WR	WR	ina	ina	ina	P	P	P	IR	IR	IR	IR	IR	IR	7/4
ROBISKIE	ina	---	---	---	---	---	---	---	---	---	---	---	---	---	---	---	0/0
ROSS	LCB	LCB	P	P	P	LCB	LCB	RCB	LCB	LCB	LCB	LCB	ina	ina	P	P	14/9
RUTLAND	P	P	P	P	ina	P	P	P	P	P	P	DB	P	P	P	P	13/1
SCOBEE	P	P	P	P	P	P	P	P	P	P	P	P	P	P	P	P	16/0
SELVIE	ina	ina	ina	ina	ina	P	P	P	P	P	P	P	ina	ina	P	P	9/0
SESSION	PUP	PUP	PUP	PUP	PUP	PUP	PUP	PUP	PUP	PUP	PUP	PUP	---	---	---	---	0/0
SHIPLEY	---	---	---	---	---	---	---	---	---	---	---	---	P	P	WR	WR	6/2
SHORTS	P	P	P	P	P	WR	WR	WR	WR	WR	WR	WR	ina	WR	WR	WR	14/9
SMITH, D.A.	P	P	P	P	P	P	ina	P	P	ina	ina	IR	IR	IR	IR	IR	8/0
SMITH, D.	ina	ina	ina	ina	ina	ina	IR	IR	IR	IR	IR	IR	IR	IR	OLB	OLB	2/2
SPACH	---	---	---	---	---	---	---	---	---	---	---	---	---	---	---	---	1/0
SPITZ	IR	IR	IR	IR	IR	IR	IR	IR	IR	IR	IR	IR	IR	IR	IR	IR	0/0
SPURLOCK	---	---	---	---	---	P	P	P	P	P	P	---	---	---	---	---	6/0
STANBACK	---	---	---	---	---	---	---	---	---	---	---	---	ps	ps	P	P	2/0
STANFORD	P	P	P	P	P	P	OLB	OLB	OLB	P	OLB	P	OLB	OLB	P	P	16/6
STOVALL	---	---	P	P	P	TE	P	P	P	P	P	P	---	---	---	---	10/1
TAUFO'OU	ps	ps	ps	ps	ps	ps	ps	P	P	P	FB	---	P	P	ps	ps	6/1
TAYLOR	---	LG	P	ina	ps	ina	ina	---	---	---	---	---	---	---	---	---	2/1
THOMAS	P	P	P	WR	WR	P	WR	---	---	---	---	---	---	---	---	---	7/3
TODMAN	---	---	---	---	---	---	---	---	---	---	---	ina	P	ina	IR	IR	1/0
TOSTON	---	---	---	---	---	---	---	---	---	---	---	---	---	P	P	RB	4/1
VALLOS	---	---	---	---	---	---	---	---	ina	ina	ina	ina	DNP	DNP	P	RG	2/1
VELDMAN	IR	IR	IR	IR	IR	IR	IR	IR	IR	IR	IR	IR	IR	IR	IR	IR	0/0
WHIMPER	P	RT	RT	P	TE	P	P	P	P	P	P	TE	P	P	RT	RT	16/6
WILSON	ps	ps	ps	ps	ps	ps	DNP	ps	ps	ps	ps	ps	ps	ps	ps	ps	0/0

POS=Started; P=Played; DNP=Did not play; ina=Inactive; ps=Practice squad; ---=Not on roster; IR=Injured Reserve



PRESEASON RESULTS



YEAR OPPONENT W/L JAGUARS OPP.

1995 (2-3)

July 29	CAR	L	14	20
	(Canton, Ohio)			
Aug. 4	@MIA	W	24	21
Aug. 10	@DET	L	3	19
Aug. 18	STL	L	10	27
Aug. 25	DEN	W	23	17

1996 (2-2)

Aug. 2	NYG	L	17	24
Aug. 9	@STL	L	10	17
Aug. 18	SF	W	38	10
Aug. 23	@DEN	W	31	24

1997 (4-0)

Aug. 3	CAR	W	23	9
Aug. 9	@NYG	W	38	16
Aug. 18	@SF	W	28	20
Aug. 22	ATL	W	26	17

1998 (2-2)

Aug. 8	@CAR	L	27	30
Aug. 14	NYG	W	24	10
Aug. 22	@KC	L	21	22
Aug. 27	DAL	W	42	20

1999 (3-1)

Aug. 13	CAR	W	35	10
Aug. 21	@NYG	L	20	27
Aug. 26	KC	W	31	6
Sept. 2	@DAL	W	27	6

2000 (3-1)

Aug. 4	@CAR	W	34	14
Aug. 11	NYG	W	16	13
Aug. 19	@KC	W	28	23
Aug. 24	ATL	L	20	31

YEAR OPPONENT W/L JAGUARS OPP.

2001 (2-2)

Aug. 10	CAR	W	18	16
Aug. 16	@NYG	L	5	27
Aug. 23	KC	W	28	23
Aug. 30	@DAL	L	17	27

2002 (1-3)

Aug. 9	@ATL	L	13	23
Aug. 16	TB	L	0	20
Aug. 23	@CHI	W	24	16
	(Champaign, Ill.)			
Aug. 29	DAL	L	25	28

2003 (3-1)

Aug. 9	@MIN	W	16	14
Aug. 15	MIA	W	27	23
Aug. 23	@TB	L	6	10
Aug. 28	WAS	W	17	15

2004 (3-1)

Aug. 14	@MIA	L	5	16
Aug. 20	TB	W	14	6
Aug. 27	GB	W	9	7
Sept. 2	@NE	W	31	0

2005 (2-2)

Aug. 13	MIA	W	27	17
Aug. 20	@TB	W	20	17
Aug. 25	ATL	L	7	23
Sept. 1	@DAL	L	20	27

2006 (3-1)

Aug. 12	@MIA	W	31	26
Aug. 19	CAR	L	10	17
Aug. 26	TB	W	29	18
Aug. 31	@ATL	W	20	17

YEAR OPPONENT W/L JAGUARS OPP.

2007 (3-1)

Aug. 11	@MIA	L	17	18
Aug. 18	TB	W	31	19
Aug. 23	@GB	W	21	13
Aug. 30	WAS	W	31	14

2008 (3-1)

Aug. 9	ATL	W	20	17
Aug. 16	MIA	L	14	19
Aug. 23	@TB	W	23	17
Aug. 28	@WAS	W	24	3

2009 (1-3)

Aug. 17	@MIA	L	9	12
Aug. 22	TB	L	23	24
Aug. 27	@PHI	L	32	33
Sept. 3	WAS	W	24	17

2010 (2-2)

Aug. 13	@PHI	L	27	28
Aug. 21	MIA	L	26	27
Aug. 28	@TB	W	19	13
Sept. 2	ATL	W	13	9

2011 (1-3)

Aug. 11	@NE	L	12	47
Aug. 19	ATL	W	15	13
Aug. 27	@BUF	L (OT)	32	35
Sept. 1	STL	L	17	24

2012 (3-1)

Aug. 10	NYG	W	32	31
Aug. 17	@NO	W	27	24
Aug. 23	@BAL	L	17	48
Aug. 30	ATL	W	24	14

ALL-TIME PRESEASON RECORDS (43-30)

OPPONENT	W	L	T	PCT.	PTS.	OPP.	LAST
Atlanta	6	3	0	.667	158	164	2012
Baltimore	0	1	0	.000	17	48	2012
Buffalo	0	1	0	.000	32	35	2011
Carolina	4	3	0	.571	161	116	2006
Chicago	1	0	0	1.000	24	16	2002
Dallas	2	3	0	.400	131	108	2005
Denver	2	0	0	1.000	54	41	1996
Detroit	0	1	0	.000	3	19	1995
Green Bay	2	0	0	1.000	30	20	2007
Kansas City	3	1	0	.750	108	74	2001
Miami	4	5	0	.444	180	179	2010
Minnesota	1	0	0	1.000	16	14	2003
New England	1	1	0	.500	43	47	2011
New Orleans	1	0	0	1.000	27	24	2012
New York Giants	4	3	0	.571	137	141	2012
Philadelphia	0	2	0	.000	59	61	2010
St. Louis	0	3	0	.000	37	68	2011
San Francisco	2	0	0	1.000	66	30	1997
Tampa Bay	6	3	0	.667	165	144	2010
Washington	4	0	0	1.000	96	49	2009
TOTALS:	43	30	0	.589	1,544	1,398	

PRESEASON ATTENDANCE FIGURES

YEAR	HOME ATTENDANCE TOTAL (TWO GAMES)	HOME ATTENDANCE AVG.
1995	137,907	68,953.5
1996	135,533	67,766.5
1997	135,023	67,511.5
1998	132,685	66,342.5
1999	116,052	58,026
2000	118,316	59,158
2001	99,593	49,796.5
2002	95,845	47,922.5
2003	94,065	47,032.5
2004	100,867	50,433.5
2005	124,668	62,334
2006	127,234	63,617
2007	130,897	65,448.5
2008	127,841	63,920.5
2009	82,119	41,059.5
2010	123,846	61,923
2011	122,339	61,169.5
2012	124,836	62,418
TOTALS:	2,129,666	59,157.39

1995 (4-12)
5th in AFC Central
Tom Coughlin, Head Coach

Sept. 3	HOUSTON	L 3-10	73,000
Sept. 10	at Cincinnati	L 17-24	48,318
Sept. 17	at N.Y. Jets	L 10-27	49,970
Sept. 24	GREEN BAY	L 14-24	66,744
Oct. 1	at Houston	W 17-16	36,346
Oct. 8	PITTSBURGH	W 20-16	72,042
Oct. 15	CHICAGO	L 27-30	72,020
Oct. 22	at Cleveland	W 23-15	64,405
Oct. 29	at Pittsburgh	L 7-24	54,516
Nov. 12	SEATTLE	L 30-47	71,290
Nov. 19	at Tampa Bay	L 16-17	71,629
Nov. 26	CINCINNATI	L 13-17	68,249
Dec. 3	at Denver	L 23-31	72,231
Dec. 10	INDIANAPOLIS	L 31-41	66,099
Dec. 17	at Detroit	L 0-44	70,204
Dec. 24	CLEVELAND	W 24-21	66,007

1996 (9-7, 2-1)
2nd in AFC Central
Tom Coughlin, Head Coach

Sept. 1	PITTSBURGH	W 24-9	70,210
Sept. 8	HOUSTON	L 27-34	66,468
Sept. 15	at Oakland	L 3-17	46,291
Sept. 22	at New England	L 25-28 (OT)	59,446
Sept. 29	CAROLINA	W 24-14	71,537
Oct. 6	at New Orleans	L 13-17	34,231
Oct. 13	N.Y. JETS	W 21-17	65,699
Oct. 20	at St. Louis	L 14-17	60,066
Oct. 27	at Cincinnati	L 21-28	45,890
Nov. 10	BALTIMORE	W 30-27	64,628
Nov. 17	at Pittsburgh	L 3-28	58,879
Nov. 24	at Baltimore	W 28-25 (OT)	57,384
Dec. 1	CINCINNATI	W 30-27	57,408
Dec. 8	at Houston	W 23-17	20,196
Dec. 15	SEATTLE	W 20-13	66,134
Dec. 22	ATLANTA	W 19-17	71,449
Wild Card Playoff			
Dec. 28	at Buffalo	W 30-27	70,213
Divisional Playoff			
Jan. 4	at Denver	W 30-27	75,678
AFC Championship			
Jan. 12	at New England	L 6-20	60,190

1997 (11-5, 0-1)
2nd in AFC Central
Tom Coughlin, Head Coach

Aug. 31	at Baltimore	W 28-27	61,018
Sept. 7	N.Y. GIANTS	W 40-13	70,581
Sept. 22	PITTSBURGH	W 30-21	73,016
Sept. 28	at Washington	L 12-24	74,421
Oct. 5	CINCINNATI	W 21-13	67,128
Oct. 12	PHILADELPHIA	W 38-21	69,150
Oct. 19	at Dallas	L 22-26	64,464
Oct. 26	at Pittsburgh	L 17-23 (OT)	57,011
Nov. 2	at Tennessee	W 30-24	27,208
Nov. 9	KANSAS CITY	W 24-10	70,444
Nov. 16	TENNESSEE	W 17-9	70,070
Nov. 23	at Cincinnati	L 26-31	55,158
Nov. 30	BALTIMORE	W 29-27	63,712
Dec. 7	NEW ENGLAND	L 20-26	73,446
Dec. 14	at Buffalo	W 20-14	41,231
Dec. 21	at Oakland	W 20-9	40,032
Wild Card Playoff			
Dec. 27	at Denver	L 17-42	74,481

1998 (11-5, 1-1)
1st in AFC Central
Tom Coughlin, Head Coach

Sept. 6	at Chicago	W 24-23	55,614
Sept. 13	KANSAS CITY	W 21-16	69,821
Sept. 20	BALTIMORE	W 24-10	67,069
Sept. 27	at Tennessee	W 27-22	34,656
Oct. 12	MIAMI	W 28-21	74,051
Oct. 18	at Buffalo	L 16-17	77,635
Oct. 25	at Denver	L 24-37	75,217
Nov. 1	at Baltimore	W 45-19	68,915
Nov. 8	CINCINNATI	W 24-11	67,040
Nov. 15	TAMPA BAY	W 29-24	72,974
Nov. 22	at Pittsburgh	L 15-30	59,124
Nov. 29	at Cincinnati	W 34-17	55,432
Dec. 6	DETROIT	W 37-22	70,717
Dec. 13	TENNESSEE	L 13-16	65,657
Dec. 20	at Minnesota	L 10-50	64,363
Dec. 28	PITTSBURGH	W 21-3	74,143
Wild Card Playoff			
Jan. 3	NEW ENGLAND	W 25-10	71,139
Divisional Playoff			
Jan. 10	at N.Y. Jets	L 24-34	76,469

1999 (14-2, 1-1)
1st in AFC Central
Tom Coughlin, Head Coach

Sept. 12	SAN FRANCISCO	W 41-3	68,678
Sept. 19	at Carolina	W 22-20	64,261
Sept. 26	TENNESSEE	L 19-20	61,502
Oct. 3	at Pittsburgh	W 17-3	57,308
Oct. 11	at N.Y. Jets	W 16-6	78,216
Oct. 17	CLEVELAND	W 24-7	62,047
Oct. 31	at Cincinnati	W 41-10	49,138
Nov. 7	at Atlanta	W 30-7	68,466
Nov. 14	BALTIMORE	W 6-3	67,391
Nov. 21	NEW ORLEANS	W 41-23	69,772
Nov. 28	at Baltimore	W 30-23	68,428
Dec. 2	PITTSBURGH	W 20-6	68,806
Dec. 13	DENVER	W 27-24	71,357
Dec. 19	at Cleveland	W 24-14	72,038
Dec. 26	at Tennessee	L 14-41	66,641
Jan. 2	CINCINNATI	W 24-7	70,532
Divisional Playoff			
Jan. 15	MIAMI	W 62-7	75,173
AFC Championship			
Jan. 23	TENNESSEE	L 14-33	75,206

2000 (7-9)
4th in AFC Central
Tom Coughlin, Head Coach

Sept. 3	at Cleveland	W 27-7	72,418
Sept. 10	at Baltimore	L 36-39	68,843
Sep. 17	CINCINNATI	W 13-0	45,653
Sept. 25	at Indianapolis	L 14-43	56,816
Oct. 1	PITTSBURGH	L 13-24	64,351
Oct. 8	BALTIMORE	L 10-15	65,194
Oct. 16	at Tennessee	L 13-27	68,498
Oct. 22	WASHINGTON	L 16-35	69,061
Oct. 29	at Dallas	W 23-17 (OT)	63,554
Nov. 12	SEATTLE	L 21-28	68,063
Nov. 19	at Pittsburgh	W 34-24	50,925
Nov. 26	TENNESSEE	W 16-13	65,454
Dec. 3	CLEVELAND	W 48-0	51,262
Dec. 10	ARIZONA	W 44-10	53,472
Dec. 17	at Cincinnati	L 14-17	50,469
Dec. 23	at N.Y. Giants	L 25-28	77,924

2001 (6-10)
5th in AFC Central
Tom Coughlin, Head Coach

Sept. 9	PITTSBURGH	W 21-3	63,785
Sept. 23	TENNESSEE	W 13-6	65,994
Sept. 30	CLEVELAND	L 14-23	57,875
Oct. 7	at Seattle	L 15-24	54,524
Oct. 18	BUFFALO	L 10-13	58,893
Oct. 28	at Baltimore	L 17-18	69,439
Nov. 4	at Tennessee	L 24-28	68,798
Nov. 11	CINCINNATI	W 30-13	57,161
Nov. 18	at Pittsburgh	L 7-20	62,644
Nov. 25	BALTIMORE	L 21-24	53,530
Dec. 3	GREEN BAY	L 21-28	66,908
Dec. 9	at Cincinnati	W 14-10	44,920
Dec. 16	at Cleveland	W 15-10	72,818
Dec. 23	at Minnesota	W 33-3	64,150
Dec. 30	KANSAS CITY	L 26-30	59,396
Jan. 6	at Chicago	L 13-33	66,944

2002 (6-10)
3rd in AFC South
Tom Coughlin, Head Coach

Sept. 8	INDIANAPOLIS	L 25-28	56,595
Sept. 15	at Kansas City	W 23-16	77,934
Sept. 29	N.Y. JETS	W 28-3	55,670
Oct. 6	PHILADELPHIA	W 28-25	65,005
Oct. 13	at Tennessee	L 14-23	68,804
Oct. 20	at Baltimore	L 10-17	69,173
Oct. 27	HOUSTON	L 19-21	53,721
Nov. 3	at N.Y. Giants	L 17-24	78,337
Nov. 10	WASHINGTON	W 26-7	66,665
Nov. 17	at Houston	W 24-21	69,711
Nov. 24	at Dallas	L 19-21	62,204
Dec. 1	PITTSBURGH	L 23-25	55,260
Dec. 8	CLEVELAND	L 20-21	46,267
Dec. 15	at Cincinnati	W 29-15	42,092
Dec. 22	TENNESSEE	L 10-28	51,033
Dec. 29	at Indianapolis	L 13-20	56,755

2003 (5-11)
3rd in AFC South
Jack Del Rio, Head Coach

Sept. 7	at Carolina	L 23-24	72,134
Sept. 14	BUFFALO	L 17-38	58,613
Sept. 21	at Indianapolis	L 13-23	55,770
Sept. 28	at Houston	L 20-24	70,041
Oct. 5	SAN DIEGO	W 27-21	48,954
Oct. 12	MIAMI	L 10-24	66,437
Oct. 26	TENNESSEE	L 17-30	55,918
Nov. 2	at Baltimore	L 17-24	69,486
Nov. 9	INDIANAPOLIS	W 28-23	45,037
Nov. 16	at Tennessee	L 3-10	68,809
Nov. 23	at New York Jets	L 10-13	77,614
Nov. 30	TAMPA BAY	W 17-10	60,543
Dec. 7	HOUSTON	W 27-0	43,363
Dec. 14	at New England	L 13-27	68,436
Dec. 21	NEW ORLEANS	W 20-19	49,207
Dec. 28	at Atlanta	L 14-21	70,266



REGULAR SEASON RESULTS



2004 (9-7) 2nd in AFC South Jack Del Rio, Head Coach

Sept. 12	at Buffalo	W 13-10	72,389
Sept. 19	DENVER	W 7-6	69,127
Sept. 26	at Tennessee	W 15-12	68,932
Oct. 3	INDIANAPOLIS	L 17-24	73,114
Oct. 10	at San Diego	L 21-34	52,101
Oct. 17	KANSAS CITY	W 22-16	66,413
Oct. 24	at Indianapolis	W 27-24	56,615
Oct. 31	at Houston	L 6-20	70,502
Nov. 14	DETROIT	W 23-17 (OT)	66,431
Nov. 21	TENNESSEE	L 15-18	69,703
Nov. 28	at Minnesota	L 16-27	64,004
Dec. 5	PITTSBURGH	L 16-17	76,877
Dec. 12	CHICAGO	W 22-3	67,572
Dec. 19	at Green Bay	W 28-25	78,836
Dec. 26	HOUSTON	L 0-21	66,227
Jan. 2	at Oakland	W 13-6	41,112

2005 (12-4, 0-1) 2nd in AFC South Jack Del Rio, Head Coach

Sept. 11	SEATTLE	W 26-14	65,204
Sept. 18	at Indianapolis	L 3-10	56,460
Sept. 25	at N.Y. Jets	W 26-20 (OT)	77,422
Oct. 2	DENVER	L 7-20	66,045
Oct. 9	CINCINNATI	W 23-20	66,137
Oct. 16	at Pittsburgh	W 23-17 (OT)	63,891
Oct. 30	at St. Louis	L 21-24	65,251
Nov. 6	HOUSTON	W 21-14	64,613
Nov. 13	BALTIMORE	W 30-3	66,107
Nov. 20	at Tennessee	W 31-28	69,149
Nov. 27	at Arizona	W 24-17	39,198
Dec. 4	at Cleveland	W 20-14	70,941
Dec. 11	INDIANAPOLIS	L 18-26	67,164
Dec. 18	SAN FRANCISCO	W 10-9	64,764
Dec. 24	at Houston	W 38-20	70,025
Jan. 1	TENNESSEE	W 40-13	65,485

Wild Card Playoff			
Jan. 7	at New England	L 3-28	68,756

2006 (8-8) 3rd in AFC South Jack Del Rio, Head Coach

Sept. 10	DALLAS	W 24-17	67,164
Sept. 18	PITTSBURGH	W 9-0	67,164
Sept. 24	at Indianapolis	L 14-21	57,041
Oct. 1	at Washington	L 30-36 (OT)	89,450
Oct. 8	N.Y. JETS	W 41-0	66,604
Oct. 22	at Houston	L 7-27	70,035
Oct. 29	at Philadelphia	W 13-6	69,249
Nov. 5	TENNESSEE	W 37-7	66,524
Nov. 12	HOUSTON	L 10-13	65,918
Nov. 20	N.Y. GIANTS	W 26-10	67,164
Nov. 26	at Buffalo	L 24-27	63,608
Dec. 3	at Miami	W 24-10	73,160
Dec. 10	INDIANAPOLIS	W 44-17	67,164
Dec. 17	at Tennessee	L 17-24	69,143
Dec. 24	NEW ENGLAND	L 21-24	67,164
Dec. 31	at Kansas City	L 30-35	77,500

2007 (11-5, 1-1) 2nd in AFC South Jack Del Rio, Head Coach

Sept. 9	TENNESSEE	L 10-13	65,437
Sept. 16	ATLANTA	W 13-7	61,821
Sept. 23	at Denver	W 23-14	76,463
Oct. 7	at Kansas City	W 17-7	76,917
Oct. 14	HOUSTON	W 37-17	63,715
Oct. 22	INDIANAPOLIS	L 7-29	67,164
Oct. 28	at Tampa Bay	W 24-23	65,133
Nov. 4	at New Orleans	L 24-41	70,009
Nov. 11	at Tennessee	W 28-13	69,143
Nov. 18	SAN DIEGO	W 24-17	66,732
Nov. 25	BUFFALO	W 36-14	64,546
Dec. 2	at Indianapolis	L 25-28	57,302
Dec. 9	CAROLINA	W 37-6	66,090
Dec. 16	at Pittsburgh	W 29-22	58,793
Dec. 23	OAKLAND	W 49-11	66,905
Dec. 30	at Houston	L 28-42	70,660

Wild Card Playoff			
Jan. 5	at Pittsburgh	W 31-29	63,629

Divisional Playoff			
Jan. 12	at New England	L 20-31	68,756

2008 (5-11) 4th in AFC South Jack Del Rio, Head Coach

Sept. 7	at Tennessee	L 10-17	69,143
Sept. 14	BUFFALO	L 16-20	65,167
Sept. 21	at Indianapolis	W 23-21	65,938
Sept. 28	HOUSTON	W 30-27 (OT)	64,061
Oct. 5	PITTSBURGH	L 21-26	65,908
Oct. 12	at Denver	W 24-17	75,674
Oct. 26	CLEVELAND	L 17-23	64,775
Nov. 2	at Cincinnati	L 19-21	64,238
Nov. 9	at Detroit	W 38-14	52,631
Nov. 16	TENNESSEE	L 14-24	65,258
Nov. 23	MINNESOTA	L 12-30	65,064
Dec. 1	at Houston	L 17-30	70,809
Dec. 7	at Chicago	L 10-23	61,736
Dec. 14	GREEN BAY	W 20-16	65,457
Dec. 18	INDIANAPOLIS	L 24-31	65,648
Dec. 28	at Baltimore	L 7-27	71,366

2009 (7-9) 4th in AFC South Jack Del Rio, Head Coach

Sept. 13	at Indianapolis	L 12-14	65,757
Sept. 20	ARIZONA	L 17-31	46,520
Sept. 27	at Houston	W 31-24	70,083
Oct. 4	TENNESSEE	W 37-17	49,014
Oct. 11	at Seattle	L 0-41	67,228
Oct. 18	ST. LOUIS	W 23-20 (OT)	42,088
Nov. 1	at Tennessee	L 13-30	69,143
Nov. 8	KANSAS CITY	W 24-21	45,546
Nov. 15	at N.Y. Jets	W 24-22	76,313
Nov. 22	BUFFALO	W 18-15	47,757
Nov. 29	at San Francisco	L 3-20	69,732
Dec. 6	HOUSTON	W 23-18	42,079
Dec. 13	MIAMI	L 10-14	60,457
Dec. 17	INDIANAPOLIS	L 31-35	63,753
Dec. 27	at New England	L 7-35	68,756
Jan. 3	at Cleveland	L 17-23	66,935

2010 (8-8) 2nd in AFC South Jack Del Rio, Head Coach

Sept. 12	DENVER	W 24-17	63,636
Sept. 19	at San Diego	L 13-38	62,691
Sept. 26	PHILADELPHIA	L 3-28	63,256
Oct. 3	INDIANAPOLIS	W 31-28	63,111
Oct. 10	at Buffalo	W 36-26	58,304
Oct. 18	TENNESSEE	L 3-30	63,625
Oct. 24	at Kansas City	L 20-42	69,105
Oct. 31	at Dallas	W 35-17	81,395
Nov. 14	HOUSTON	W 31-24	62,340
Nov. 21	CLEVELAND	W 24-20	62,254
Nov. 28	at N.Y. Giants	L 20-24	78,533
Dec. 5	at Tennessee	W 17-6	69,143
Dec. 12	OAKLAND	W 38-31	62,570
Dec. 19	at Indianapolis	L 24-34	67,147
Dec. 26	WASHINGTON	L 17-20 (OT)	63,470
Jan. 2	at Houston	L 17-34	71,023

2011 (5-11) 3rd in AFC South Jack Del Rio, Head Coach (First 11 games) Mel Tucker, Interim Head Coach (Last 5 games)

Sept. 11	TENNESSEE	W 16-14	61,619
Sept. 18	at N.Y. Jets	L 3-32	78,834
Sept. 25	at Carolina	L 10-16	71,704
Oct. 2	NEW ORLEANS	L 10-23	62,471
Oct. 9	CINCINNATI	L 20-30	61,799
Oct. 16	at Pittsburgh	L 13-17	62,934
Oct. 24	BALTIMORE	W 12-7	62,976
Oct. 30	at Houston	L 14-24	71,412
Nov. 13	at Indianapolis	W 17-8	64,619
Nov. 20	at Cleveland	L 10-14	63,498
Nov. 27	HOUSTON	L 13-20	62,004
Dec. 5	SAN DIEGO	L 14-38	62,743
Dec. 11	TAMPA BAY	W 41-14	62,562
Dec. 15	at Atlanta	L 14-41	68,856
Dec. 24	at Tennessee	L 17-23	69,143
Jan. 1	INDIANAPOLIS	W 19-13	62,481

2012 (2-14) 4th in AFC South Mike Mularkey, Head Coach

Sept. 9	at Minnesota	L 23-26 (OT)	56,607
Sept. 16	HOUSTON	L 7-27	62,907
Sept. 23	at Indianapolis	W 22-17	63,536
Sept. 30	CINCINNATI	L 10-27	63,030
Oct. 7	CHICAGO	L 3-41	67,012
Oct. 21	at Oakland	L 23-26 (OT)	51,634
Oct. 28	at Green Bay	L 15-24	70,464
Nov. 4	DETROIT	L 14-31	63,050
Nov. 8	INDIANAPOLIS	L 10-27	63,272
Nov. 18	at Houston	L 37-43 (OT)	71,676
Nov. 25	TENNESSEE	W 24-19	63,323
Dec. 2	at Buffalo	L 18-34	53,971
Dec. 9	NEW YORK JETS	L 10-17	67,027
Dec. 16	at Miami	L 3-24	53,667
Dec. 23	NEW ENGLAND	L 16-23	70,251
Dec. 30	at Tennessee	L 20-38	69,143



ARIZONA

ARIZONA CARDINALS
Jaguars lead series, 2-1

- 2000 — at Jacksonville 44, Arizona 10
- 2005 — Jacksonville 24, at Arizona 17
- 2009 — Arizona 31, at Jacksonville 17



ATLANTA

ATLANTA FALCONS
Jaguars lead series, 3-2

- 1996 — at Jacksonville 19, Atlanta 17
- 1999 — Jacksonville 30, at Atlanta 7
- 2003 — at Atlanta 21, Jacksonville 14
- 2007 — at Jacksonville 13, Atlanta 7
- 2011 — at Atlanta 41, Jacksonville 14



BALTIMORE

BALTIMORE RAVENS
Jaguars lead series, 10-7

- 1996 — at Jacksonville 30, Baltimore 27
Jacksonville 28, at Baltimore 25 (OT)
- 1997 — Jacksonville 28, at Baltimore 27
at Jacksonville 29, Baltimore 27
- 1998 — at Jacksonville 24, Baltimore 10
Jacksonville 45, at Jacksonville 19
- 1999 — at Jacksonville 6, Baltimore 3
Jacksonville 30, at Baltimore 23
- 2000 — at Baltimore 39, Jacksonville 36
Baltimore 15, at Jacksonville 10
- 2001 — at Baltimore 18, Jacksonville 17
Baltimore 24, at Jacksonville 21
- 2002 — at Baltimore 17, Jacksonville 10
- 2003 — at Baltimore 24, Jacksonville 17
- 2005 — at Jacksonville 30, Baltimore 3
- 2008 — at Baltimore 27, Jacksonville 7
- 2011 — at Jacksonville 12, Baltimore 7



BUFFALO

BUFFALO BILLS
Buffalo leads regular season series, 6-5
Jacksonville leads postseason series, 1-0

- 1996 — Jacksonville 30, at Buffalo 27 (WC)
- 1997 — Jacksonville 20, at Buffalo 14
- 1998 — at Buffalo 17, Jacksonville 16
- 2001 — Buffalo 13, at Jacksonville 10
- 2003 — Buffalo 38, at Jacksonville 17
- 2004 — Jacksonville 13, at Buffalo 10
- 2006 — at Buffalo 27, Jacksonville 24
- 2007 — at Jacksonville 36, Buffalo 14
- 2008 — Buffalo 20, at Jacksonville 16
- 2009 — at Jacksonville 18, Buffalo 15
- 2010 — Jacksonville 36, at Buffalo 26
- 2012 — at Buffalo 34, Jacksonville 18



CAROLINA

CAROLINA PANTHERS
Jaguars lead series, 3-2

- 1996 — at Jacksonville 24, Carolina 14
- 1999 — Jacksonville 22, at Carolina 20
- 2003 — at Carolina 24, Jacksonville 23
- 2007 — at Jacksonville 37, Carolina 6
- 2011 — at Carolina 16, Jacksonville 10



CHICAGO

CHICAGO BEARS
Chicago leads series, 4-2

- 1995 — Chicago 30, at Jacksonville 27
- 1998 — Jacksonville 24, at Chicago 23
- 2001 — at Chicago 33, Jacksonville 13
- 2004 — at Jacksonville 22, Chicago 3
- 2008 — at Chicago 23, Jacksonville 10
- 2012 — Chicago 41, at Jacksonville 3



CINCINNATI

CINCINNATI BENGALS
Jaguars lead series, 11-8

- 1995 — at Cincinnati 24, Jacksonville 17
Cincinnati 17, at Jacksonville 13
- 1996 — at Cincinnati 28, Jacksonville 21
at Jacksonville 30, Cincinnati 27
- 1997 — at Jacksonville 21, Cincinnati 13
at Cincinnati 31, Jacksonville 26
- 1998 — at Jacksonville 24, Cincinnati 11
Jacksonville 34, at Cincinnati 17
- 1999 — Jacksonville 41, at Cincinnati 10
at Jacksonville 24, Cincinnati 7
- 2000 — at Jacksonville 13, Cincinnati 0
at Cincinnati 17, Jacksonville 14
- 2001 — at Jacksonville 30, Cincinnati 13
Jacksonville 14, at Cincinnati 10
- 2002 — Jacksonville 29, at Cincinnati 15
- 2005 — at Jacksonville 23, Cincinnati 20
- 2008 — at Cincinnati 21, Jacksonville 19
- 2011 — Cincinnati 30, at Jacksonville 20
- 2012 — Cincinnati 27, at Jacksonville 10



CLEVELAND

CLEVELAND BROWNS
Jaguars lead series, 9-5

- 1995 — Jacksonville 23, at Cleveland 15
at Jacksonville 24, Cleveland 21
- 1999 — at Jacksonville 24, Cleveland 7
Jacksonville 24, at Cleveland 14
- 2000 — Jacksonville 27, at Cleveland 7
at Jacksonville 48, Cleveland 0
- 2001 — Cleveland 23, at Jacksonville 14
Jacksonville 15, at Cleveland 10
- 2002 — Cleveland 21, at Jacksonville 20
- 2005 — Jacksonville 20, at Cleveland 14
- 2008 — Cleveland 23, at Jacksonville 17
- 2009 — at Cleveland 23, Jacksonville 17
- 2010 — at Jacksonville 24, Cleveland 20
- 2011 — at Cleveland 14, Jacksonville 10



DALLAS

DALLAS COWBOYS
Jaguars lead series, 3-2

- 1997 — at Dallas 26, Jacksonville 22
- 2000 — Jacksonville 23, at Dallas 17 (OT)
- 2002 — at Dallas 21, Jacksonville 19
- 2006 — at Jacksonville 24, Dallas 17
- 2010 — Jacksonville 35, at Dallas 17



DENVER

DENVER BRONCOS
Jaguars lead series, 5-3
Postseason series tied, 1-1

- 1995 — at Denver 31, Jacksonville 23
- 1996 — Jacksonville 30, at Denver 27 (DIV)
- 1997 — at Denver 42, Jacksonville 17 (WC)
- 1998 — at Denver 37, Jacksonville 24
- 1999 — at Jacksonville 27, Denver 24
- 2004 — at Jacksonville 7, Denver 6
- 2005 — Denver 20, at Jacksonville 7
- 2007 — Jacksonville 23, at Denver 14
- 2008 — Jacksonville 24, at Denver 17
- 2010 — at Jacksonville 24, Denver 17



DETROIT

DETROIT LIONS
Jaguars lead series 3-2

- 1995 — at Detroit 44, Jacksonville 0
- 1998 — at Jacksonville 37, Detroit 22
- 2004 — at Jacksonville 23, Detroit 17 (OT)
- 2008 — Jacksonville 38, at Detroit 14
- 2012 — Detroit 31, at Jacksonville 14



GREEN BAY

GREEN BAY PACKERS
Green Bay leads series, 3-2

- 1995 — Green Bay 24, at Jacksonville 14
- 2001 — Green Bay 28, at Jacksonville 21
- 2004 — Jacksonville 28, at Green Bay 25
- 2008 — at Jacksonville 20, Green Bay 16
- 2012 — at Green Bay 24, Jacksonville 15



HOUSTON

HOUSTON TEXANS
Houston leads series, 13-9

- 2002 — Houston 21, at Jacksonville 19
Jacksonville 24, at Houston 21
- 2003 — at Houston 24, Jacksonville 20
at Jacksonville 27, Houston 0
- 2004 — at Houston 20, Jacksonville 6
Houston 21, at Jacksonville 0
- 2005 — at Jacksonville 21, Houston 14
Jacksonville 38, at Houston 20
- 2006 — at Houston 27, Jacksonville 7
Houston 13, at Jacksonville 10
- 2007 — at Jacksonville 37, Houston 17
at Houston 42, Jacksonville 28
- 2008 — at Jacksonville 30, Houston 27 (OT)
at Houston 30, Jacksonville 17
- 2009 — Jacksonville 31, at Houston 24
at Jacksonville 23, Houston 18
- 2010 — at Jacksonville 31, Houston 24
at Houston 34, Jacksonville 17
- 2011 — at Houston 24, Jacksonville 14
Houston 20, at Jacksonville 13
- 2012 — Houston 27, at Jacksonville 7
at Houston 43, Jacksonville 37 (OT)



TEAM-BY-TEAM SERIES HISTORY



INDIANAPOLIS

INDIANAPOLIS COLTS

Indianapolis leads series, 16-7

- 1995 — Indianapolis 41, at Jacksonville 31
- 2000 — at Indianapolis 43, Jacksonville 14
- 2002 — Indianapolis 28, at Jacksonville 25
- at Indianapolis 20, Jacksonville 13
- 2003 — at Indianapolis 23, Jacksonville 13
- at Jacksonville 28, Indianapolis 23
- 2004 — Indianapolis 24, at Jacksonville 17
- Jacksonville 27, at Indianapolis 24
- 2005 — at Indianapolis 10, Jacksonville 3
- Indianapolis 26, at Jacksonville 18
- 2006 — at Indianapolis 21, Jacksonville 14
- at Jacksonville 44, Indianapolis 17
- 2007 — Indianapolis 29, at Jacksonville 7
- at Indianapolis 28, Jacksonville 25
- 2008 — Jacksonville 23, at Indianapolis 21
- Indianapolis 31, at Jacksonville 24
- 2009 — at Indianapolis 14, Jacksonville 12
- Indianapolis 35, at Jacksonville 31
- 2010 — at Jacksonville 31, Indianapolis 28
- at Indianapolis 34, Jacksonville 24
- 2011 — Jacksonville 17, at Indianapolis 3
- at Jacksonville 19, Indianapolis 13
- 2012 — Jacksonville 22, at Indianapolis 17
- Indianapolis 27, at Jacksonville 10



KANSAS CITY

KANSAS CITY CHIEFS

Jaguars lead series, 6-3

- 1997 — at Jacksonville 24, Kansas City 10
- 1998 — at Jacksonville 21, Kansas City 16
- 2001 — Kansas City 30, at Jacksonville 26
- 2002 — Jacksonville 23, at Kansas City 16
- 2004 — at Jacksonville 22, Kansas City 16
- 2006 — at Kansas City 35, Jacksonville 30
- 2007 — Jacksonville 17, at Kansas City 7
- 2009 — at Jacksonville 24, Kansas City 21
- 2010 — at Kansas City 42, Jacksonville 20



MIAMI

MIAMI DOLPHINS

Miami leads regular season series, 3-2
Jaguars lead postseason series 1-0

- 1998 — at Jacksonville 28, Miami 21
- 1999 — **at Jacksonville 62, Miami 7 (DIV)**
- 2003 — Miami 24, at Jacksonville 10
- 2006 — Jacksonville 24, at Miami 10
- 2009 — Miami 14, at Jacksonville 10
- 2012 — Miami 24, at Jacksonville 3



MINNESOTA

MINNESOTA VIKINGS

Minnesota leads series, 4-1

- 1998 — at Minnesota 50, Jacksonville 10
- 2001 — Jacksonville 33, at Minnesota 3
- 2004 — at Minnesota 27, Jacksonville 16
- 2008 — Minnesota 30, at Jacksonville 12
- 2012 — at Minnesota 26, Jacksonville 23 (OT)



NEW ENGLAND

NEW ENGLAND PATRIOTS

New England leads regular season series, 6-0
New England leads postseason series, 3-1

- 1996 — at New England 28, Jacksonville 25 (OT)
- 1997 — New England 26, at Jacksonville 20
- 1996 — **at New England 20, Jacksonville 6 (AFC)**
- 1998 — **at Jacksonville 25, New England 10 (WC)**
- 2003 — at New England 27, Jacksonville 13
- 2005 — **at New England 28, Jacksonville 3 (WC)**
- 2006 — New England 24, at Jacksonville 21
- 2007 — **at New England 31, Jacksonville 20 (DIV)**
- 2009 — at New England 35, Jacksonville 7
- 2012 — New England 23, at Jacksonville 16



NEW ORLEANS

NEW ORLEANS SAINTS

New Orleans leads series, 3-2

- 1996 — at New Orleans 17, Jacksonville 13
- 1999 — at Jacksonville 41, New Orleans 23
- 2003 — at Jacksonville 20, New Orleans 19
- 2007 — at New Orleans 41, Jacksonville 24
- 2011 — New Orleans 23, at Jacksonville 10



NY GIANTS

NEW YORK GIANTS

New York Giants lead series 3-2

- 1997 — at Jacksonville 40, N.Y. Giants 13
- 2000 — at N.Y. Giants 28, Jacksonville 25
- 2002 — at N.Y. Giants 24, Jacksonville 17
- 2006 — at Jacksonville 26, N.Y. Giants 10
- 2010 — at N.Y. Giants 24, Jacksonville 20



NY JETS

NEW YORK JETS

Jaguars lead regular season series, 6-4
New York Jets lead postseason series, 1-0

- 1995 — at N.Y. Jets 27, Jacksonville 10
- 1996 — at Jacksonville 21, N.Y. Jets 17
- 1998 — **at N.Y. Jets 34, Jacksonville 24 (DIV)**
- 1999 — Jacksonville 16, at N.Y. Jets 6
- 2002 — at Jacksonville 28, N.Y. Jets 3
- 2003 — at N.Y. Jets 13, Jacksonville 10
- 2005 — Jacksonville 26, at N.Y. Jets 20 (OT)
- 2006 — at Jacksonville 41, N.Y. Jets 0
- 2009 — Jacksonville 24, at N.Y. Jets 22
- 2011 — at N.Y. Jets 32, Jacksonville 3
- 2012 — N.Y. Jets 17, at Jacksonville 10



OAKLAND

OAKLAND RAIDERS

Jaguars lead series 4-2

- 1996 — at Oakland 17, Jacksonville 3
- 1997 — Jacksonville 20, at Oakland 9
- 2004 — Jacksonville 13, at Oakland 6
- 2007 — at Jacksonville 49, Oakland 11
- 2010 — at Jacksonville 38, Oakland 31
- 2012 — at Oakland 26, Jacksonville 23 (OT)



PHILADELPHIA

PHILADELPHIA EAGLES

Jaguars lead series, 3-1

- 1997 — at Jacksonville 38, Philadelphia 11
- 2002 — at Jacksonville 28, Philadelphia 25
- 2006 — Jacksonville 13, at Philadelphia 6
- 2010 — Philadelphia 28, at Jacksonville 3



PITTSBURGH

PITTSBURGH STEELERS

Jaguars lead regular season series, 11-10
Jaguars lead postseason series, 1-0

- 1995 — at Jacksonville 20, Pittsburgh 16
- at Pittsburgh 24, Jacksonville 7
- 1996 — at Jacksonville 24, Pittsburgh 9
- at Pittsburgh 28, Jacksonville 3
- 1997 — at Jacksonville 30, Pittsburgh 21
- at Pittsburgh 23, Jacksonville 17 (OT)
- 1998 — at Pittsburgh 30, Jacksonville 15
- at Jacksonville 21, Pittsburgh 3
- 1999 — Jacksonville 17, at Pittsburgh 3
- at Jacksonville 20, Pittsburgh 6
- 2000 — Pittsburgh 24, at Jacksonville 13
- Jacksonville 34, at Pittsburgh 24
- 2001 — at Jacksonville 21, Pittsburgh 3
- at Pittsburgh 20, Jacksonville 7
- 2002 — Pittsburgh 25, at Jacksonville 23
- 2004 — Pittsburgh 17, at Jacksonville 16
- 2005 — Jacksonville 23, at Pittsburgh 17 (OT)
- 2006 — at Jacksonville 9, Pittsburgh 0
- 2007 — Jacksonville 29, at Pittsburgh 22
- 2007 — **Jacksonville 31, at Pittsburgh 29 (WC)**
- 2008 — Pittsburgh 26, at Jacksonville 21
- 2011 — at Pittsburgh 17, Jacksonville 13



ST. LOUIS

ST. LOUIS RAMS

St. Louis leads series, 2-1

- 1996 — at St. Louis 17, Jacksonville 14
- 2005 — at St. Louis 24, Jacksonville 21
- 2009 — at Jacksonville 23, St. Louis 20 (OT)



SAN DIEGO

SAN DIEGO CHARGERS

San Diego leads series, 3-2

- 2003 — at Jacksonville 27, San Diego 21
- 2004 — at San Diego 34, Jacksonville 21
- 2007 — at Jacksonville 24, San Diego 17
- 2010 — at San Diego 38, Jacksonville 13
- 2011 — San Diego 38, at Jacksonville 14



SAN FRANCISCO

SAN FRANCISCO 49ERS

Jaguars lead series, 2-1

- 1999 — at Jacksonville 41, San Francisco 3
- 2005 — at Jacksonville 10, San Francisco 9
- 2009 — at San Francisco 20, Jacksonville 3



SEATTLE

SEATTLE SEAHAWKS
Seattle leads series, 4-2

- 1995 — Seattle 47, at Jacksonville 30
- 1996 — at Jacksonville 20, Seattle 13
- 2000 — Seattle 28, at Jacksonville 21
- 2001 — at Seattle 24, Jacksonville 15
- 2005 — at Jacksonville 26, Seattle 14
- 2009 — at Seattle 41, Jacksonville 0



TAMPA BAY

TAMPA BAY BUCCANEERS
Jaguars lead series, 4-1

- 1995 — at Tampa Bay 17, Jacksonville 16
- 1998 — at Jacksonville 29, Tampa Bay 24
- 2003 — at Jacksonville 17, Tampa Bay 10
- 2007 — Jacksonville 24, at Tampa Bay 23
- 2011 — at Jacksonville 41, Tampa Bay 14



TENNESSEE

TENNESSEE TITANS
Tennessee leads regular season series, 20-16
Tennessee leads postseason series, 1-0

- 1995 — Houston 10, at Jacksonville 3
Jacksonville 17, at Houston 16
- 1996 — Houston 34, at Jacksonville 27
Jacksonville 23, at Houston 17
- 1997 — Jacksonville 30, at Tennessee 24
at Jacksonville 17, Tennessee 9
- 1998 — Jacksonville 27, at Tennessee 22
Tennessee 16, at Jacksonville 13
- 1999 — Tennessee 20, at Jacksonville 19
at Tennessee 41, Jacksonville 14
- 1999 — **Tennessee 33, at Jacksonville 14 (AFC)**
- 2000 — at Tennessee 27, Jacksonville 13
at Jacksonville 16, Tennessee 13
- 2001 — at Jacksonville 13, Tennessee 6
at Tennessee 28, Jacksonville 24
- 2002 — at Tennessee 23, Jacksonville 14
Tennessee 28, at Jacksonville 10
- 2003 — Tennessee 30, at Jacksonville 17
at Tennessee 10, Jacksonville 3
- 2004 — Jacksonville 15, at Tennessee 12
Tennessee 18, at Jacksonville 15

- 2005 — Jacksonville 31, at Tennessee 28
at Jacksonville 40, Tennessee 13
- 2006 — at Jacksonville 37, Tennessee 7
at Tennessee 24, Jacksonville 17
- 2007 — Tennessee 13, at Jacksonville 10
Jacksonville 28, at Tennessee 13
- 2008 — at Tennessee 17, Jacksonville 10
Tennessee 24, at Jacksonville 14
- 2009 — at Jacksonville 37, Tennessee 17
at Tennessee 30, Jacksonville 13
- 2010 — Tennessee 30, at Jacksonville 3
Jacksonville 17, at Tennessee 6
- 2011 — at Jacksonville 16, Tennessee 14
at Tennessee 23, Jacksonville 17
- 2012 — at Jacksonville 24, Tennessee 19
at Tennessee 38, Jacksonville 20



WASHINGTON

WASHINGTON REDSKINS
Washington leads series, 4-1

- 1997 — at Washington 24, Jacksonville 12
- 2000 — Washington 35, at Jacksonville 16
- 2002 — at Jacksonville 26, Washington 7
- 2006 — at Washington 36, Jacksonville 30 (OT)
- 2010 — Washington 20, at Jacksonville 17 (OT)

ALL-TIME WON-LOST RECORDS VS. NFL

OPPONENTS	WINS	LOSSES	TIES	WIN PCT.	POINTS FOR	POINTS AGAINST	LAST	HOME	AWAY
ARIZONA	2	1	0	.667	85	58	2009	1-1	1-0
ATLANTA	3	2	0	.600	90	93	2011	2-0	1-2
BALTIMORE	10	7	0	.588	380	335	2011	6-2	4-5
BUFFALO	5	6	0	.455	224	228	2012	2-3	3-3
CAROLINA	3	2	0	.600	116	80	2011	2-0	1-2
CHICAGO	2	4	0	.333	99	153	2012	1-2	1-2
CINCINNATI	11	8	0	.579	423	338	2012	7-3	4-5
CLEVELAND	9	5	0	.643	307	212	2011	4-3	5-2
DALLAS	3	2	0	.600	123	98	2010	1-0	2-2
DENVER	5	3	0	.625	159	166	2010	3-1	2-2
DETROIT	3	2	0	.600	112	128	2012	2-1	1-1
GREEN BAY	2	3	0	.400	98	117	2012	1-2	1-1
HOUSTON	9	13	0	.409	457	511	2012	6-5	3-8
INDIANAPOLIS	8	16	0	.500	492	580	2012	4-8	4-8
KANSAS CITY	6	3	0	.667	207	193	2010	4-1	2-2
MIAMI	2	3	0	.400	75	93	2012	1-2	1-1
MINNESOTA	1	4	0	.250	94	136	2012	0-1	1-3
NEW ENGLAND	0	6	0	.000	102	163	2012	0-3	0-3
NEW ORLEANS	2	3	0	.400	108	123	2011	2-1	0-2
NEW YORK GIANTS	2	3	0	.400	128	99	2010	2-0	0-3
NEW YORK JETS	6	4	0	.600	189	157	2012	3-1	3-3
OAKLAND	4	2	0	.667	146	100	2012	2-0	2-2
PHILADELPHIA	3	1	0	.750	82	80	2010	2-1	1-0
PITTSBURGH	11	10	0	.524	383	358	2011	7-4	4-6
ST. LOUIS	1	2	0	.333	58	61	2009	1-0	0-2
SAN DIEGO	2	3	0	.400	99	148	2011	2-1	0-2
SAN FRANCISCO	2	1	0	.667	54	32	2009	2-0	0-1
SEATTLE	2	4	0	.333	112	167	2009	2-2	0-2
TAMPA BAY	4	1	0	.800	127	88	2011	3-0	1-1
TENNESSEE	16	20	0	.444	664	720	2012	8-10	8-10
WASHINGTON	1	4	0	.200	101	122	2010	1-2	0-2
TOTALS	140	148	0	.486	5,894	5,937	2012	84-60	56-88



OVERTIME / PRIMETIME APPEARANCES



OVERTIME GAMES

LOCATION	W	L	T	WON TOSS	LOST TOSS
HOME	3	1	0	4	0
ROAD	4	6	0	3	7
TOTALS	7	7	0	7	7

September 22, 1996 — at New England 28, Jacksonville 25

After spotting New England a 22-0 lead, the Jaguars rallied in the second half, scoring three touchdowns on 51-, 41- and 61-yard completions from Mark Brunell and a Mike Hollis field goal, to tie the score at 25-25. The Patriots had the only possession in overtime and won on a 40-yard field goal by Adam Vinatieri.

November 24, 1996 — Jacksonville 28, at Baltimore 25

The Ravens led 25-10 going into the fourth quarter. After a touchdown pass from Mark Brunell to Pete Mitchell, the defense recovered a fumble at the Ravens' 19-yard line. Brunell found Willie Jackson six plays later, and Brunell ran in for the two-point conversion to tie the game at 25-25 with 1:24 remaining. The Jaguars won the toss, but were forced to punt. The Ravens fumbled, and Jacksonville drove down the field, with Mike Hollis winning the game with a 34-yard field goal.

October 26, 1997 — at Pittsburgh 23, Jacksonville 17

The Jaguars took a 10-0 lead into the second half, but Pittsburgh came back to take a 14-10 fourth-quarter lead. After a Mark Brunell TD pass to Pete Mitchell, the Jaguars took a 17-14 lead. The Steelers scored on a 19-yard field goal at the end of the fourth quarter to tie the game 17-17. The Steelers won the toss and scored on a 17-yard shovel pass from Kordell Stewart to Jerome Bettis.

October 29, 2000 — Jacksonville 23, at Dallas 17

The Jaguars ended a five-game losing streak with a 23-17 overtime road victory over the Cowboys, with Alvis Whitted scoring on a 37-yard pass from Mark Brunell on the first series of overtime for his second touchdown of the game. Brunell threw for three TDs and tied a team record for passing accuracy, as he completed 20 of 24 passes. Kyle Brady caught 10 of those passes for 134 yards, as he eclipsed the 100-yard mark for the second straight week.

November 14, 2004 — at Jacksonville 23, Detroit 17

The Jaguars continued their dramatic play with a 23-17 overtime win over the Detroit Lions at ALLTEL Stadium. David Garrard started his first game since 2002 in place of injured Byron Leftwich and led the team with 198 yards passing and two touchdowns. Jimmy Smith caught the game-winning 36-yard touchdown pass from Garrard in overtime. The Lions erased a 17-3 fourth-quarter lead with two Eddie Drummond touchdown returns.

September 25, 2005 — Jacksonville 26, at New York Jets 20

The Jaguars defeated the New York Jets 26-20 on a game-winning 36-yard touchdown pass from Byron Leftwich to Jimmy Smith at the Meadowlands. Both teams began the overtime with interceptions and after forcing the Jets to punt on their third drive, Leftwich threw 36 yards for the game-winner.

October 16, 2005 — Jacksonville 23, at Pittsburgh 17

The Jaguars defeated the Steelers 23-17 in Pittsburgh on a dramatic 41-yard interception return for a touchdown by Rashean Mathis in overtime. The Steelers won the toss and Quincy Morgan returned the kickoff 74 yards. On third down Maddox fumbled the snap and Reggie Hayward recovered the ball. The Jaguars stalled on offense and Chris Hanson recorded his team record-tying ninth punt of the game. Two plays later Mathis ended the game with his interception.

October 1, 2006 — at Washington 36, Jacksonville 30

Jacksonville erased a 10-point deficit in the fourth quarter to force overtime, but Washington scored on the opening possession of the extra period on a 68-yard touchdown reception by Santana Moss from Mark Brunell to claim a 36-30 win at FedExField.

September 28, 2008 — at Jacksonville 30, Houston 27

The Jaguars and Texans both scored 10 points in the fourth quarter to force overtime, but the Jaguars won the toss and David Garrard drove the Jaguars 51 yards in six plays and Josh Scobee connected on a 37-yard field goal for the game winner.

October 18, 2009 — at Jacksonville 23, St. Louis 20

The Jaguars won the toss in overtime and never gave the football up in a 23-20 victory over the Rams. Starting from the 20-yard line, David Garrard engineered a 13 play, 62-yard drive, which included a mixture of passes and runs to set up the 36-yard game-winning field goal by Josh Scobee.

December 26, 2010 — Washington 20, at Jacksonville 17

The Jaguars got the ball first, but they began at their own 11 following a miscue on the kickoff return. On third down David Garrard's pass was intercepted by Kevin Barnes at Jacksonville's 22, and three plays later Graham Gano hit the game-winner from 31 yards.

September 9, 2012 — at Minnesota 26, Jacksonville 23

After the Jaguars took a 23-20 lead with 20 seconds left, Minnesota took advantage of a short kickoff to start at its 31-yard line with 14 seconds remaining. Christian Ponder completed passes for 26 and 6 yards to reach the Jacksonville 37, from where Blair Walsh booted a 55-yard field goal to tie it at 23-23 as time expired in regulation. In overtime the Vikings used eight plays to go 55 yards, setting up Walsh's fourth field goal from 38 yards. The Vikings defense then held as the Jaguars failed to convert a first down.

October 21, 2012 — at Oakland 26, Jacksonville 23

For the second time in six games the Jaguars suffered a heart-breaking overtime loss on the road. In overtime The Jaguars had the first possession, and on third down Chad Henne completed a pass to Cecil Shorts who fumbled and the Raiders recovered at the Jacksonville 21. From there Sebastian Janikowski kicked a 40-yard field goal to win the game.

November 18, 2012 — at Houston 43, Jacksonville 37

In overtime Houston won the coin toss and took 14 plays to set up Shayne Graham's third field goal, from 25 yards. The Jaguars responded with an 11-play, 53-yard drive capped by Josh Scobee's third field goal that followed a 4th-and-10 conversion and a 28-yard run by Jalen Parmele to the Houston six. With the score tied at 37-37 Derek Cox intercepted Matt Schaub on the next series to set the Jaguars up at the Houston 47, but this time the Jaguars' 4th-and-10 conversion failed. Two plays later Schaub hit Andre Johnson with a short pass that he took 48 yards for the game-winner 12:59 into the overtime period.

JAGUARS IN PRIMETIME

SUNDAY NIGHT (5-6)

9/24/95 vs. Green Bay (TNT)	L	14-24
12/15/96 vs. Seattle (ESPN)	W	20-13
12/20/98 at Minnesota (ESPN)	L	10-50
11/21/99 vs. New Orleans (ESPN)	W	41-23
10/8/00 vs. Baltimore (ESPN)	L	10-15
11/19/00 at Pittsburgh (ESPN)	W	34-24
11/3/02 at New York Giants (ESPN)	L	17-24
11/30/03 vs. Tampa Bay (ESPN)	W	17-10
12/5/04 vs. Pittsburgh (ESPN)	L	16-17
10/9/05 vs. Cincinnati (ESPN)	W	23-20
10/5/08 vs. Pittsburgh (NBC)	L	21-26

THURSDAY NIGHT (1-5)

12/2/99 vs. Pittsburgh (ESPN)	W	20-6
10/18/01 vs. Buffalo (ESPN)	L	10-13
12/18/08 vs. Indianapolis (NFL Network)	L	24-31
12/17/09 vs. Indianapolis (NFL Network)	L	31-35
12/15/11 at Atlanta (NFL Network)	L	14-41
11/8/12 vs. Indianapolis (NFL Network)	L	10-27

MONDAY NIGHT (8-7)

9/22/97 vs. Pittsburgh (ABC)	W	30-21
10/12/98 vs. Miami (ABC)	W	28-21
12/28/98 vs. Pittsburgh (ABC)	W	21-3
10/11/99 at New York Jets (ABC)	W	16-6
12/13/99 vs. Denver (ABC)	W	27-24
9/25/00 at Indianapolis (ABC)	L	14-43
10/16/00 at Tennessee (ABC)	L	13-27
12/3/01 vs. Green Bay (ABC)	L	21-28
9/18/06 vs. Pittsburgh (ESPN)	W	9-0
11/20/06 vs. New York Giants (ESPN)	W	26-10
10/22/07 vs. Indianapolis (ESPN)	L	7-29
12/1/08 at Houston (ESPN)	L	17-30
10/18/10 vs. Tennessee (ESPN)	L	3-30
10/24/11 vs. Baltimore (ESPN)	W	12-7
12/5/11 vs. San Diego (ESPN)	L	14-38

LOCATION	W	L	T
HOME	12	12	0
ROAD	2	6	0
TOTALS	14	18	0

NETWORK	W	L	T
ABC	5	3	0
ESPN	9	9	0
NBC	0	1	0
NFL NETWORK	0	4	0
TNT	0	1	0
TOTALS	14	18	0

JAGUARS VS. AFC CENTRAL

YEAR	BAL	CIN	CLE	HOU	TEN	PIT	TOTAL
1995	—	0-2	2-0	1-1	—	1-1	4-4
1996	2-0	1-1	—	1-1	—	1-1	5-3
1997	2-0	1-1	—	—	2-0	1-1	6-2
1998	2-0	2-0	—	—	1-1	1-1	6-2
1999	2-0	2-0	2-0	—	0-2	2-0	8-2
2000	0-2	1-1	2-0	—	1-1	1-1	5-5
2001	0-2	2-0	1-1	—	1-1	1-1	5-5
TOTALS	8-4	9-5	7-1	2-2	5-5	8-6	39-23

JAGUARS VS. AFC SOUTH

YEAR	HOU	IND	TEN	TOTAL
2002	1-1	0-2	0-2	1-5
2003	1-1	1-1	0-2	2-4
2004	0-2	1-1	1-1	2-4
2005	2-0	0-2	2-0	4-2
2006	0-2	1-1	1-1	2-4
2007	1-1	0-2	1-1	2-4
2008	1-1	1-1	0-2	2-4
2009	2-0	0-2	1-1	3-3
2010	1-1	1-1	1-1	3-3
2011	0-2	2-0	1-1	3-3
2012	0-2	1-1	1-1	2-4
TOTALS	9-13	8-14	9-13	26-40

HOME / AWAY RECORDS

YEAR	HOME			AWAY		
	W	L	T	W	L	T
1995	2	6	0	2	6	0
1996	7	1	0	2	6	0
1997	7	1	0	4	4	0
1998	7	1	0	4	4	0
1999	7	1	0	7	1	0
2000	4	4	0	3	5	0
2001	3	5	0	3	5	0
2002	3	5	0	3	5	0
2003	5	3	0	0	8	0
2004	4	4	0	5	3	0
2005	6	2	0	6	2	0
2006	6	2	0	2	6	0
2007	6	2	0	5	3	0
2008	2	6	0	3	5	0
2009	5	3	0	2	6	0
2010	5	3	0	3	5	0
2011	4	4	0	1	7	0
2012	1	7	0	1	7	0
TOTALS	84	60	0	56	89	0

OFFENSIVE STATISTICS

YEAR	TOTAL PLAYS	FIRST DOWNS	RUSH YARDS	PASSING YARDS	TOTAL YARDS	TOTAL POINTS	NFL RANK T-R-P
1995	962	283	1,705	2,790	4,495	275	28-17-27
1996	1,038	325	1,650	4,110	5,760	325	2-17-1
1997	998	308	1,720	3,704	5,424	394	7-18-4
1998	989	287	2,102	3,112	5,214	392	10-5-20
1999	1,085	331	2,091	3,495	5,586	396	7-1-12
2000	1,080	318	2,032	3,658	5,690	367	7-10-9
2001	969	289	1,600	3,240	4,840	294	20-26-18
2002	959	275	2,089	2,762	4,851	328	25-10-28
2003	1,024	305	2,073	3,285	5,358	276	12-8-15
2004	991	279	1,850	3,159	5,009	261	21-16-19
2005	1,021	301	1,959	3,190	5,149	361	15T-10-19
2006	989	293	2,541	2,882	5,423	371	10-3-24
2007	1,022	328	2,391	3,328	5,719	411	7-2-17
2008	1,005	312	1,774	3,332	5,106	302	20-18-15
2009	1,010	300	2,029	3,356	5,385	290	18-10-19
2010	1,019	330	2,395	3,065	5,460	353	15-3-27
2011	1,002	251	1,970	2,179	4,149	243	32-12-32
2012	994	269	1,369	3,419	4,788	255	29-30-21

DEFENSIVE STATISTICS

YEAR	TOTAL PLAYS	FIRST DOWNS	RUSH YARDS	PASSING YARDS	TOTAL YARDS	TOTAL POINTS	NFL RANK T-R-P
1995	1,030	320	2,003	3,512	5,515	404	21-24-17
1996	993	316	1,781	3,314	5,095	335	16-19-16
1997	1,035	318	1,734	3,504	5,238	318	23-13-24
1998	1,057	309	2,000	3,559	5,559	338	25-22-23
1999	951	248	1,444	2,890	4,334	217	4-6-3
2000	934	252	1,685	3,160	4,845	327	12-11-14
2001	1,056	300	1,611	3,459	5,070	286	16-10-22
2002	1,042	324	2,071	3,264	5,335	315	20-25-14
2003	976	276	1,406	3,251	4,657	331	6-2-18
2004	972	290	1,777	3,357	5,134	280	11-11-16
2005	963	273	1,709	2,946	4,655	269	6-14-7
2006	978	259	1,460	3,078	4,538	274	2-4-10
2007	970	286	1,605	3,416	5,021	304	12-11-15
2008	922	289	1,709	3,586	5,295	367	17-13T-24
2009	982	307	1,863	3,774	5,637	380	23-19-27
2010	948	316	1,945	4,004	5,949	419	28-22-28
2011	979	268	1,667	3,341	5,008	329	6-9-8
2012	1,100	364	2,256	3,832	6,088	444	30-30-22

(Boldface denotes team record)

JAGUARS VS. NFC OPPONENTS

The Jaguars own a 35-36 mark against the NFC, including a 24-11 mark at home. The Jaguars were 0-4 against NFC opponents in 2012 with losses at Minnesota, vs. Chicago, at Green Bay and vs. Detroit. Here's a look at the Jaguars' record in interconference play since 1995:

YEAR	DIVISION	OVERALL	HOME	AWAY
1995	NFC Central	0-4	0-2	0-2
1996	NFC West	2-2	2-0	0-2
1997	NFC East	2-2	2-0	0-2
1998	NFC Central	3-1	2-0	1-1
1999	NFC West	4-0	2-0	2-0
2000	NFC East	2-2	1-1	1-1
2001	NFC Central	1-2	0-1	1-1
2002	NFC East	2-2	2-0	0-2
2003	NFC South	2-2	2-0	0-2
2004	NFC North	3-1	2-0	1-1
2005	NFC West	3-1	2-0	1-1
2006	NFC East	3-1	2-0	1-1
2007	NFC South	3-1	2-0	1-1
2008	NFC North	2-2	1-1	1-1
2009	NFC West	1-3	1-1	0-2
2010	NFC East	1-3	0-2	1-1
2011	NFC South	1-3	1-1	0-2
2012	NFC North	0-4	0-2	0-2
TOTALS		35-36	24-11	11-25



JAGUARS ALL-TIME TRADES



— 1995 —

Apr. 22 Jaguars' 3rd (66) and 5th (170)-round selections to Green Bay for QB Mark Brunell. Green Bay selected RB William Henderson and RB Travis Jervey.

Apr. 22 Jaguars' 1st (31) supplemental, 3rd (97) supplemental, 4th (134) supplemental, and 1996 4th (113)-round supplemental selections to Kansas City for Kansas City's 1st (19, RB James Stewart)-round selection. Kansas City selected OT Trezelle Jenkins, LB Troy Dumas and QB Steve Stenstrom.

Apr. 22 Jaguars' 2nd (33)-round selection to New York Jets for Jets' 2nd (40, OL Brian DeMarco) and 3rd (71, DB Chris Hudson)-round selections. The Jets selected OT Matt O'Dwyer.

Apr. 23 Jaguars' 5th (136)-round selection and a 1996 6th (186)-round selection to Cleveland for Cleveland's 4th (123, DT Mike Thompson)-round selection. Cleveland selected DT Tau Pupua with pick 136, and as Baltimore selected WR James Roe with 1996 pick 186.

Apr. 23 Jaguars' 6th (208) supplemental, 7th (210) and 7th (248) supplemental selections to Philadelphia for Philadelphia's 5th (169, RB Ryan Christophers) and 7th (219, WR Curtis Marsh)-round selections. Philadelphia selected RB Fred McCrary, RB Kevin Bouie, and OT Howard Smothers.

— 1996 —

Apr. 20 Jaguars' 3rd (79), 4th (113), 5th (134) and 5th (150)-round selections to Miami for Miami's 2nd (60, C Michael Cheever) and 4th (99)-round selections.

Apr. 21 Jaguars traded Miami's 4th (99)-round selection to Seattle for Seattle's 4th (110, WR Reggie Barlow) and 5th (146, OT Jimmy Herndon)-round selections.

May 31 DB Corey Raymond to Detroit for TE Ty Hallock.

Aug. 26 Jaguars' 2007 7th (211)-round selection to Pittsburgh for TE Craig Keith. Pittsburgh traded pick to Kansas City, who selected C Ben Lynch.

Aug. 27 WR Mike Williams to Miami for TE Pete Mitchell.

— 1997 —

Aug. 24 DE Paul Frase to Green Bay for Green Bay's 1998 6th (182, RB Kevin McLeod)-round selection.

Aug. 24 OT Jimmy Herndon to Chicago for Chicago's 1998 7th (192, WR Alvis Whitted)-round selection.

— 1998 —

Feb. 13 QB Rob Johnson to Buffalo for Buffalo's 1st (9, RB Fred Taylor) and 4th (101, RB Tavian Banks)-round selections.

— 1999 —

Apr. 18 Jaguars' 6th (195) and 7th (233)-round selections to Tampa Bay for Tampa Bay's 6th (182, DT Emarlos Leroy)-round selection. Tampa Bay selected RB Lamarr Green and RB Autry Denson.

Sept. 5 DB Cordell Taylor to Seattle for a 2000 conditional selection.

Oct. 19 Jaguars' 2001 6th (174)-round selection to Tampa Bay for DE Regan Upshaw. Tampa Bay selected RB Jameel Cook.

— 2000 —

Aug. 16 Jaguars' 2001 4th (108)-round selection to Kansas City for G Brendan Stai.

— 2001 —

Apr. 22 Jaguars' 2002 5th (144)-round selection to New England for New England's 6th (170, G Chad Ward)-round selection. New England traded the pick to Denver, who selected WR Herb Haygood.

— 2002 —

Apr. 20 Jaguars' 3rd (76)-round selection to Cleveland for LB Wali Rainer and Cleveland's 3rd (79)-round selection. Cleveland selected C Melvin Fowler.

Apr. 20 Jaguars traded Cleveland's 3rd (79)-round selection to Washington for Oakland's 3rd (89, LB Akin Ayodele)-round selection and Washington's 4th (118, TE Chris Luzar)-round selection. Washington selected DB Rashad Bauman.

June 20 Jaguars' 2003 7th (222)-round selection to Seattle for DB Ike Charlton. Seattle selected PK Josh Brown.

— 2003 —

Apr. 27 Jaguars' 5th (143)-round selection to Chicago for Chicago's 6th (176, DE Brandon Green), New England's 6th (193, OT Marques Ogden) and Chicago's 7th (218, RB Malaefou Mackenzie)-round selections. Chicago selected WR Justin Gage.

Aug. 26 Jaguars traded a 2004 conditional selection to Baltimore for DB Anthony Mitchell.

— 2004 —

Mar. 3 QB Mark Brunell to Washington for Washington's 3rd (72)-round selection. Jacksonville later traded pick to Green Bay who selected DT Donnell Washington.

Apr. 8 DB Jason Craft to New Orleans for New Orleans' 5th (150, DB Chris Thompson)-round selection.

Apr. 24 Jaguars' 3rd (70)-round and 4th (102)-round selections to Green Bay for Green Bay's 2nd (55, RB Greg Jones)-round selection. Green Bay selected DB Joey Thomas and traded pick 102 to Miami who selected DB Will Poole.

Apr. 24 Jaguars traded Washington's 3rd (72)-round selection to Green Bay for Green Bay's 3rd (86, LB Jorge Cordova) and 4th (118, DT Anthony Maddox)-round selections. Green Bay selected DT Donnell Washington.

Apr. 25 WR Kevin Johnson to Baltimore for Baltimore's 4th (120, WR Ernest Wilford)-round selection.

Apr. 25 Jaguars' 6th (175) and 7th (210)-round selections to Houston for Tennessee's 5th (159, OT Sean Bubin)-round selection. Houston selected DB Jammal Lord and LB Raheem Orr.

— 2005 —

Apr. 24 Jaguars' 4th (123)-round selection to New York Jets for Jets' 4th (127, RB Alvin Pearson) and Dallas' 6th (185, WR Chad Owens)-round selections. Jets selected DB Kerry Rhodes.

Aug. 26 PK Seth Marler to Dallas for a 2006 6th (187, KR Chad Owens)-round selection.

Oct. 6 Jaguars' 2006 7th (236)-round selection to San Francisco for LB Jamie Winborn.

— 2006 —

Apr. 29 Jaguars' 3rd (92) and 4th (125)-round selections to Dallas for Dallas' 3rd (80, LB Clint Ingram)-round selection. Dallas selected DE Jason Hatcher and KR Skyler Green.

Apr. 30 Jaguars' 6th (198)-round selection to San Francisco for San Francisco's 7th (213, DE James Wyche) and Jacksonville's 7th (236, CB Dee Webb)-round selections. San Francisco selected DE Melvin Oliver.

— 2007 —

Apr. 28 Jaguars' 1st (17)-round selection to Denver for Denver's 1st (21, S Reggie Nelson), 3rd (86) and 6th (198)-round selections. Denver selected DE Jarvis Moss. Jaguars later traded pick 86 to Baltimore and 98 to Atlanta.

Apr. 28 Jaguars traded Denver's 3rd (86)-round selection to Baltimore for Detroit's 4th (101, P Adam Podlesh) and Baltimore's 5th (166, DT Derek Landri) and 6th (203)-round selections. Baltimore selected OT Marshall Yanda. Jacksonville later traded pick 203 to Atlanta.

Apr. 29 Jaguars' 6th (194)-round selection and Denver's 6th (198)-round selection and Baltimore's 6th (203)-round selection to Atlanta for Atlanta's 5th (149, G Uche Nwaneri)-round selection. Atlanta selected DB David Irons with pick 194, C Doug Datish with 198 and DB Daren Stone with 203.

Sept. 1 RB Alvin Pearson and a 2008 7th (233)-round selection to Seattle for a 2008 5th (158)-round selection. Seattle selected RB Justin Forsett. Pick 158 later traded through Tampa Bay to Chicago who selected TE Kellen Davis.

— 2008 —

Feb. 29 Jaguars' 6th (193)-round selection to Minnesota for WR Troy Williamson. Minnesota selected WR Jaymar Johnson.

Mar. 1 DT Marcus Stroud to Buffalo for Baltimore's 3rd (71) and Chicago's 5th (143)-round selections. Buffalo later traded pick 71 back to Baltimore and pick 143 was traded to Dallas through

Chicago.

Apr. 26 Jaguars' 1st (26), Baltimore's 3rd (71), and Jaguars' 3rd (89) and 4th (125)-round selections to Baltimore for Baltimore's 1st (8, DE Derrick Harvey)-round selection. Baltimore selected LB Tavares Gooden with pick 71 and traded picks 26, 89 and 173 to Houston for Houston's 1st (18)-round selection with which Baltimore selected QB Joe Flacco. Baltimore traded pick 125 to Oakland.

Apr. 26 Jaguars' 2nd (58), Seattle's 5th (158) and Jaguars' 2009 7th (217)-round selections to Tampa Bay for Tampa Bay's 2nd (52, DE Quentin Groves)-round selection. Tampa Bay selected WR Dexter Jackson with pick 58 and DB E.J. Biggers with 2009 pick 217, and traded pick 158 to Chicago.

Apr. 27 Jaguars traded Chicago's 5th (143)-round selection to Dallas for Cleveland's 5th (155, LB Thomas Williams) and Oakland's 7th (213, RB Chauncey Washington)-round selections. Dallas selected DB Orlando Scandrick.

— 2009 —

Apr. 9 DT Tony McDaniel to Miami for Miami's 7th (232)-round selection. Jaguars later traded pick 232 to New England.

Apr. 26 Jaguars traded Miami's 7th (232)-round selection and Jacksonville's 2010 2nd (44)-round selection to New England for Green Bay's 3rd (73, CB Derek Cox)-round selection. New England selected WR Julian Edelman with pick 232.

June 30 WR Dennis Northcutt to Detroit for S Gerald Alexander.

Sept. 6 Jaguars' 2010 7th (217)-round selection to Tampa Bay for QB Luke McCown.

— 2010 —

Apr. 23 DE Quentin Groves to Oakland for Dallas' 5th (158)-round selection. Jaguars later traded that selection to New Orleans for 2011 4th (121)-round selection.

Apr. 23 Jaguars' 4th (108)-round selection to Oakland for LB Kirk Morrison and New England's 5th (153, DE Austen Lane)-round selection. Oakland selected WR Jacoby Ford.

May 25 Jaguars' 2011 7th (218)-round selection to Miami for G Justin Smiley. Miami later traded selection to Green Bay which selected TE Ryan Taylor.

Sept. 4 S Reggie Nelson to Cincinnati for DB David Jones and a conditional 2012 draft pick. Jaguars selected DT Jeris Pendleton.

Oct. 18 S Anthony Smith to Green Bay for a conditional 2011 draft pick.

— 2011 —

Apr. 28 Jaguars' 1st (16) and 2nd (49)-round selections to Washington for Washington's 1st (10, QB Blaine Gabbert)-round selection. Washington selected DE Ryan Kerrigan with selection 16 and traded pick 49 to Indianapolis, who selected G Ben Ijalana.

Apr. 29 Jaguars' 3rd (80) and 6th (182)-round selections to San Francisco for San Francisco's 3rd (76, G Will Rackley)-round selection. San Francisco selected S Chris Culliver and WR Ronald Johnson.

Sept. 3 A Jaguars conditional 2012 choice to New York Jets for S Dwight Lowery. Jets traded pick (214) to Indianapolis, who selected LB Tim Fugger.

— 2012 —

Apr. 26 Jaguars' 1st (7) and 4th (101)-round selections to Tampa Bay for Tampa Bay's 1st (5, WR Justin Blackmon)-round selection. Tampa Bay selected SS Mark Barron and traded pick 101 to Denver, who selected CB Omar Bolden.

Oct. 30 WR Mike Thomas to Detroit for a 2014 5th round selection.

— 2013 —

Apr. 28 Jaguars' 4th (98)-round selection to Philadelphia for Philadelphia's 4th (101) and 7th (210)-round selections.

1995 EXPANSION DRAFT
(February 15, 1995; alternated choices with Carolina)

(Draft round, position, player, former team) 1. QB Steve Beuerlein, Arizona; 2. CB Corey Raymond, N.Y. Giants; 3. OT Jeff Novak, Miami; 4. DE John Duff, L.A. Raiders; 5. LB Keith Goganious, Buffalo; 6. LB Mark Williams, Green Bay; 7. CB Al Jackson, Philadelphia; 8. C/OG Mark Tucker, Arizona; 9. DT Paul Frase, N.Y. Jets; 10. G Tom Myslinski, Chicago; 11. WR Willie Jackson, Dallas; 12. DB Othello Henderson, New Orleans; 13. LB Santo Stephens, Cincinnati; 14. DB Darren Carrington, San Diego; 15. DB Michael Davis, Houston; 16. DB Dave Thomas, Dallas; 17. RB Mazio Royster, Tampa Bay; 18. FB Le'Shai Maston, Houston; 19. WR Charles Davenport, Pittsburgh; 20. S Monty Grow, Kansas City; 21. RB Marcus Wilson, Green Bay; 22. LB Brant Boyer, Miami; 23. S Harry Colon, Detroit; 24. TE Derek Brown, N.Y. Giants; 25. LB James Williams, New Orleans; 26. G Eugene Chung, New England; 27. RB Reggie Cobb, Green Bay; 28. WR Desmond Howard, Washington; 29. WR Kelvin Martin, Seattle; 30. WR Cedric Tillman, Denver; 31. DB Rogerick Green, Tampa Bay

1995
(drafted alternately 2-1)

RD	PLAYER	POS	COLLEGE	PICK
1a	Iony Boselli	OT	Southern Cal.	2
1b	James Stewart	RB	Tennessee	19
2a	Brian DeMarco	OT	Michigan St.	40
2b	Bryan Schwartz	MLB	Augustana (S.D.)	64
3	Chris Hudson	S	Colorado	71
4a	Rob Johnson	QB	Southern Cal.	99
4b	Mike Thompson	DT	Wisconsin	123
5	Ryan Christopherson	FB	Wyoming	169
6	Marcus Price	OT	Louisiana St.	172
7	Curtis Marsh	WR	Utah	219

1996
(drafted alternately 2-3)

RD	PLAYER	POS	COLLEGE	PICK
1	Kevin Hardy	LB	Illinois	2
2a	Tony Brackens	DE	Texas	33
2b	Michael Cheever	C	Georgia Tech	60
3	Aaron Beasley	CB	West Virginia	63
4	Reggie Barlow	WR	Alabama St.	110
5	Jimmy Herndon	OT	Houston	146
6a	John Fisher	SS	Missouri Western	170
6b	Chris Doering	WR	Florida	185
7a	Clarence Jones	WR	Tennessee St.	227
7b	Gregory Spann	WR	Jackson St.	228

1997
(drafted alternately 21-20-19-18-17)

RD	PLAYER	POS	COLLEGE	PICK
1	Renaldo Wynn	DT	Notre Dame	21
2	Mike Logan	S	West Virginia	50
3	James Hamilton	LB	North Carolina	79
4	Seth Payne	DT	Cornell	114
5	Damon Jones	TE	Southern Illinois	147
6	Daimon Shelton	FB	Sacramento St.	184
7	Jon Hesse	LB	Nebraska	221

1998
(drafted alternately 25-26)

RD	PLAYER	POS	COLLEGE	PICK
1a	Fred Taylor	RB	Florida	9
1b	Donovin Darius	S	Syracuse	25
2	Cordell Taylor	CB	Hampton	57
3	Jonathan Quinn	QB	Mid. Tennessee	86
4a	Tavian Banks	RB	Iowa	101
4b	Harry Deligianis	DT	Youngstown St.	118
5	John Wade	C	Marshall	148
6a	Lamazin Williams	DE	Minnesota	179
6b	Kevin McLeod	FB	Auburn	182
7a	Alvis Whitted	WR	N. Carolina St.	192
7b	Brandon Tolbert	OLB	Georgia	214

1999
(drafted alternately 26-25)

RD	PLAYER	POS	COLLEGE	PICK
1	Fernando Bryant	CB	Alabama	26
2	Larry Smith	DT	Florida State	56
3	Anthony Cesario	G	Colorado St.	88
4	Kevin Landolt	DT	West Virginia	121
5	Jason Craft	CB	Colorado St.	160
6	Emarlos Leroy	DT	Georgia	182
7a	Dee Moronkola	CB	Washington St.	242
7b	Chris White	DE	Southern	246

2000
(drafted 29th)

RD	PLAYER	POS	COLLEGE	PICK
1	R. Jay Soward	WR	Southern Cal.	29
2	Brad Meester	G/C	Northern Iowa	60
3	T.J. Slaughter	MLB	Southern Miss.	92
4	Joe Chustz	OT	Louisiana Tech	123
5	Kiwaukee Thomas	CB	Ga. Southern	159
6	Emanuel Smith	WR	Arkansas	196
7a	Erik Olson	S	Colorado St.	236
7b	Rob Meier	DE	Washington St.	241
7c	Shyrome Stith	RB	Virginia Tech	243
7d	Danny Clark	LB	Illinois	245
7e	Mark Baniewicz	OT	Syracuse	247

2001
(drafted alternately 13-11-12)

RD	PLAYER	POS	COLLEGE	PICK
1	Marcus Stroud	DT	Georgia	13
2	Maurice Williams	OT	Michigan	43
3a	Eric Westmoreland	LB	Tennessee	73
3b	James Boyd	S	Penn State	94
5	David Leaverton	P	Tennessee	142
6	Chad Ward	G	Washington	170
7a	Anthony Denman	LB	Notre Dame	213
7b	Marlon McCree	S	Kentucky	233
7c	Richmond Flowers	WR	Tenn.-Chatt.	235
7d	Randy Chevrier	LS/DT	McGill (Quebec)	241

2002
(drafted alternately 9-8-11-10)

RD	PLAYER	POS	COLLEGE	PICK
1	John Henderson	DT	Tennessee	9
2	Mike Pearson	OT	Florida	40
3	Akin Ayodele	LB	Purdue	89
4a	David Garrard	QB	East Carolina	108
4b	Chris Luzar	TE	Virginia	118
6	Clenton Ballard	DT	SW Texas St.	180
7a	Kendall Newson	WR	Middle Tenn. St.	222
7b	Steve Smith	CB	Oregon	247
7c	Hayden Epstein	PK	Michigan	248

2003
(drafted alternately 8-7)

RD	PLAYER	POS	COLLEGE	PICK
1	Byron Leftwich	QB	Marshall	7
2	Rashean Mathis	DB	Beth.-Cookman	39
3	Vince Manuwai	G	Hawaii	72
4a	George Wrihster	TE	Oregon	104
4b	LaBrandon Toefield	RB	Louisiana St.	132
6a	Brandon Green	DE	Rice	176
6b	David Young	S	Ga. Southern	179
6c	Marques Ogden	OT	Howard	193
7	Malaefou MacKenzie	FB	Southern Cal.	218

2004
(drafted alternately 9-8-7-6)

RD	PLAYER	POS	COLLEGE	PICK
1	Reggie Williams	WR	Washington	9
2a	Daryl Smith	LB	Georgia Tech	39
2b	Greg Jones	RB	Florida State	55
3	Jorge Cordova	LB	Nevada	86
4a	Anthony Maddox	DT	Delta State	118
4b	Ernest Wilford	WR	Virginia Tech	120
5a	Josh Scobee	PK	Louisiana Tech	137
5b	Chris Thompson	CB	Nicholls State	150
5c	Sean Bubin	OT	Illinois	159
7	Bobby McCray	DE	Florida	249

2005
(drafted alternately 21-20-23-22)

RD	PLAYER	POS	COLLEGE	PICK
1	Matt Jones	WR	Arkansas	21
2	Khalif Barnes	OT	Washington	52
3	Scott Starks	CB	Wisconsin	87
4	Alvin Pearson	RB	Virginia	127
5	Gerald Sensabaugh	S	North Carolina	157
6a	Chad Owens	WR	Hawaii	185
6b	Pat Thomas	LB	N. Carolina St.	194
7	Chris Roberson	CB	East. Michigan	237

2006
(drafted 28th)

RD	PLAYER	POS	COLLEGE	PICK
1	Marcedes Lewis	TE	UCLA	28
2	Maurice Jones-Drew	RB/KR	UCLA	60
3	Clint Ingram	LB	Oklahoma	80
5	Brent Hawkins	LB	Illinois State	160
7a	James Wyche	DE	Syracuse	213
7b	Dee Webb	CB	Florida	236

2007
(drafted alternately 17-16-15-14-13-20-19)

RD	PLAYER	POS	COLLEGE	PICK
1	Reggie Nelson	FS	Florida	21
2	Justin Durant	LB	Hampton	48
3	Mike Sims-Walker	WR	Central Florida	79
4a	Adam Podlesh	P	Maryland	101
4b	Brian Smith	DE	Missouri	113
5a	Uche Nwaneri	G	Purdue	149
5b	Josh Gattis	S	Wake Forest	150
5c	Derek Landri	DT	Notre Dame	166
7a	John Broussard	WR	San Jose St.	229
7b	Chad Nkang	LB	Elon	251
7c	Andrew Carnahan	OT	Arizona State	252

2008
(drafted 26th)

RD	PLAYER	POS	COLLEGE	PICK
1	Derrick Harvey	DE	Florida	8
2	Quentin Groves	DE	Auburn	52
5a	Thomas Williams	LB	Southern Cal.	155
5a	Trae Williams	DB	South Florida	159
7	Chauncey Washington	RB	Southern Cal.	213

2009
(drafted alternately 8-7)

RD	PLAYER	POS	COLLEGE	PICK
1	Eugene Monroe	OT	Virginia	8
2	Eben Britton	OT	Arizona	39
3a	Terrance Knighton	DT	Temple	72
3b	Derek Cox	CB	William & Mary	73
4	Mike Thomas	WR	Arizona	107
5	Jarett Dillard	WR	Rice	144
6	Zach Miller	TE	Nebraska-Omaha	180
7a	Rashad Jennings	RB	Liberty	250
7b	Tiquan Underwood	WR	Rutgers	253

2010
(drafted alternately 10-12-11)

RD	PLAYER	POS	COLLEGE	PICK
1	Iyson Alualu	DT	California	10
3	D'Anthony Smith	DT	Louisiana Tech	74
5a	Larry Hart	DE	Central Arkansas	143
5b	Austen Lane	DE	Murray State	153
6a	Deji Karim	RB/KR	Southern Illinois	180
6b	Scotty McGee	RS/CB	James Madison	203

2011
(drafted alternately 16-17)

RD	PLAYER	POS	COLLEGE	PICK
1	Blaine Gabbert	QB	Missouri	10
3	Will Rackley	G/C	Lehigh	76
4a	Cecil Shorts III	WR/RS	Mount Union	114
4a	Chris Pronsinski	S	Wyoming	121
5	Rod Issac	CB	Middle Tenn. State	147

2012
(drafted alternately 7-6)

RD	PLAYER	POS	COLLEGE	PICK
1	Justin Blackmon	WR	Oklahoma State	5
2	Andre Branch	DL	Clemson	38
3	Bryan Anger	P	California	70
5	Brandon Marshall	LB	Nevada	142
6	Mike Harris	CB	Florida State	176
7	Jeris Pendleton	DT	Ashland	228

2013
(drafted alternately 2-1)

RD	PLAYER	POS	COLLEGE	PICK
1	Luke Joeckel	OT	Texas A&M	2
2	Johnathan Cyprien	S	Florida Int'l	33
3	Dwayne Gratz	CB	Connecticut	64
4	Ace Sanders	WR/PR	South Carolina	101
5	Denard Robinson	RB	Michigan	135
6	Josh Evans	S	Florida	169
7a	Jeremy Harris	CB	New Mexico State	208
7b	DeMetrius McCray	CB	Appalachian State	210

ALL-TIME DRAFT BY POSITION

Defensive linemen	29	Quarterbacks	5
Offensive linemen	23	Tight ends	5
Wide receivers	22	Punters	3
Linebackers	19	Placekickers	2
Cornerbacks	17	Long snapper	1
Running backs	16	Return specialist	1
Safeties	16		

FIRST ROUND BY POSITION

Defensive linemen	5
Wide receivers	4
Offensive linemen	3
Quarterbacks	2
Running backs	2
Safeties	2
Cornerback	1
Linebacker	1
Tight end	1



UNRESTRICTED FREE AGENT HISTORY



1995
PLAYERS SIGNED (12)

PLAYER	POS	DATE SIGNED (TEAM)
Shawn Bouwens	G	Feb. 28 (Detroit)
Don Davey	DT	Feb. 28 (Green Bay)
Joel Smeenge	DE	Feb. 28 (New Orleans)
Vinnie Clark	CB	Mar. 3 (New Orleans)
Bryan Barker	P	Mar. 7 (Philadelphia)
Kelvin Pritchett	DT	Mar. 11 (Detroit)
Jeff Lageman	DE	Mar. 14 (N.Y. Jets)
Mickey Washington	CB	Mar. 14 (Buffalo)
Dave Widell	C	Mar. 15 (Denver)
Mike Dumas	S	Apr. 24 (Buffalo)
Mike Williams	WR	May 4 (Miami)
Ernest Givins	WR	Jun. 2 (Houston)

1996
PLAYERS SIGNED (5)

PLAYER	POS	DATE SIGNED (TEAM)
Leon Searcy	OT	Feb. 18 (Pittsburgh)
Eddie Robinson	LB	Mar. 1 (Houston)
Keenan McCardell	WR	Mar. 2 (Baltimore)
Todd Philcox	QB	Apr. 11 (Tampa Bay)
John Jurkovic	DT	Apr. 13 (Green Bay)

PLAYERS LOST (5)

PLAYER	POS	DATE SIGNED (TEAM)
Eugene Chung	G	Mar. 20 (San Francisco)
Steve Beuerlein	QB	Apr. 3 (Carolina)
Darren Carrington	S	Apr. 22 (Oakland)
Demond Howard	WR	Jul. 12 (Green Bay)
Tom Myslinski	G	Apr. 24 (Pittsburgh)

1997
PLAYERS SIGNED (1)

PLAYER	POS	DATE SIGNED (TEAM)
Deon Figures	CB	Mar. 5 (Pittsburgh)

PLAYERS LOST (1)

PLAYER	POS	DATE SIGNED (TEAM)
Ernie Logan	DE	Mar. 20 (N.Y. Jets)

1998
PLAYERS SIGNED (2)

PLAYER	POS	DATE SIGNED (TEAM)
Bryce Paup	LB	Feb. 16 (Buffalo)
Quentin Neujahr*	C	Mar. 3 (Baltimore)

* Restricted free agent

PLAYERS LOST (6)

PLAYER	POS	DATE SIGNED (TEAM)
Ty Hallock	FB	Feb. 16 (Chicago)
Natrone Means	RB	Mar. 6 (San Diego)
Derek Brown	TE	May 13 (Oakland)
Dave Widell	C	May 13 (Atlanta)
Esera Tuolo	DT	May 14 (Atlanta)
Randy Jordan	RB	Jun. 2 (Oakland)

1999
PLAYERS SIGNED (3)

PLAYER	POS	DATE SIGNED (TEAM)
Gary Walker	DT	Feb. 12 (Tennessee)
Carnell Lake	S	Feb. 13 (Pittsburgh)
Kyle Brady*	TE	Feb. 16 (N.Y. Jets)

* Transition player

PLAYERS LOST (9)

PLAYER	POS	DATE SIGNED (TEAM)
Zack Crockett	FB	Mar. 16 (Oakland)
Travis Davis	S	Apr. 19 (Pittsburgh)
Brian DeMarco	G/OT	Apr. 2 (Cincinnati)
Chris Hudson	S	Apr. 22 (Chicago)
John Jurkovic	DT	Mar. 26 (Cleveland)
Pete Mitchell	TE	Mar. 24 (N.Y. Giants)
Kelvin Pritchett	DT	Apr. 27 (Detroit)
Troy Sadowski	TE	Apr. 21 (Washington)
Fernando Smith	DE	Mar. 19 (Baltimore)

2000
PLAYERS SIGNED (2)

PLAYER	POS	DATE SIGNED (TEAM)
Hardy Nickerson	MLB	Feb. 22 (Tampa Bay)
Jamie Martin	QB	Feb. 22 (Cleveland)

PLAYERS LOST (7)

PLAYER	POS	DATE SIGNED (TEAM)
Ben Coleman	OT/G	Jun. 15 (San Diego)
Jay Fiedler	QB	Feb. 22 (Miami)
Joe Patton	OT	Mar. 16 (San Diego)
James Stewart	RB	Feb. 15 (Detroit)
Dave Thomas	CB	Apr. 7 (N.Y. Giants)
Rich Tylski	G	Feb. 29 (Pittsburgh)
Regan Upshaw	DE	Mar. 1 (Oakland)

2001
PLAYERS SIGNED (0)

PLAYER	POS	DATE SIGNED (TEAM)
None		

PLAYERS LOST (4)

PLAYER	POS	DATE SIGNED (TEAM)
Bryan Barker	P	Apr. 12 (Washington)
Todd Fordham	G/OT	Apr. 17 (Denver)
Mike Logan	S	Apr. 2 (Pittsburgh)
Daimon Shelton	FB	May 23 (Chicago)

2002
PLAYERS SIGNED (4)

PLAYER	POS	DATE SIGNED (TEAM)
Patrick Johnson	WR	Mar. 18 (Baltimore)
Bobby Shaw	WR	Apr. 3 (Pittsburgh)
Chris Naeole	G	Apr. 5 (New Orleans)
Detron Smith	FB	Apr. 8 (Denver)

PLAYERS LOST (5)

PLAYER	POS	DATE SIGNED (TEAM)
Renaldo Wynn	DE	Mar. 28 (Washington)
Mike Hollis	PK	Apr. 9 (Buffalo)
Jeff Posey	LB	Apr. 18 (Houston)
Sean Dawkins	WR	Apr. 25 (Minnesota)
Jonathan Quinn	QB	May 1 (Kansas City)

2003
PLAYERS SIGNED (4)

PLAYER	POS	DATE SIGNED (TEAM)
Mike Peterson	LB	Mar. 13 (Indianapolis)
Keith Mitchell	LB	Mar. 14 (Houston)
Hugh Douglas	DE	Mar. 15 (Philadelphia)
Marc Edwards	FB	Mar. 15 (New England)

PLAYERS LOST (7)

PLAYER	POS	DATE SIGNED (TEAM)
Zach Wiegert	OT	Mar. 3 (Houston)
Patrick Johnson	WR	Mar. 11 (Washington)
John Wade	C	Mar. 12 (Tampa Bay)
Bobby Shaw	WR	Mar. 18 (Buffalo)
Todd Fordham	OT/G	Mar. 20 (Pittsburgh)
Wali Rainer	MLB	Apr. 7 (Detroit)
Stacey Mack	RB	Apr. 8 (Houston)

2004
PLAYERS SIGNED (8)

PLAYER	POS	DATE SIGNED (TEAM)
Todd Yoder	TE	Mar. 5 (Tampa Bay)
Tommy Hendricks	LB	Mar. 8 (Miami)
Mike Compton	OT	Mar. 9 (New England)
Lewis Sanders	DB	Mar. 9 (Cleveland)
Deon Grant	S	Mar. 10 (Carolina)
Juran Bolden	CB	Mar. 24 (Atlanta)
Greg Favors	LB	Mar. 24 (Carolina)
Doug Johnson	QB	Apr. 28 (Atlanta)

PLAYERS LOST (4)

PLAYER	POS	DATE SIGNED (TEAM)
Leander Jordan	OT	Mar. 4 (San Diego)
Fernando Bryant	CB	Mar. 5 (Detroit)
Danny Clark	LB	Mar. 12 (Oakland)
Jamar Nesbit	G/C	Mar. 29 (New Orleans)

2005
PLAYERS SIGNED (3)

PLAYER	POS	DATE SIGNED (TEAM)
Reggie Hayward	DE	Mar. 2 (Denver)
Kenny Wright	CB	Mar. 31 (Houston)
Tony Williams	DT	Apr. 6 (Cincinnati)

PLAYERS LOST (1)

PLAYER	POS	DATE SIGNED (TEAM)
Bob Whitfield	OT	May 4 (N.Y. Giants)

2006
PLAYERS SIGNED (5)

PLAYER	POS	DATE SIGNED (TEAM)
Brian Williams	CB	Mar. 11 (Minnesota)
Stockar McDougle	OT	Mar. 16 (Miami)
Nick Greisen	LB	Apr. 28 (N.Y. Giants)
Randy Hymes	WR	May 18 (Baltimore)
Troy Edwards	WR	May 19 (Detroit)

PLAYERS LOST (6)

PLAYER	POS	DATE SIGNED (TEAM)
Akin Ayodele	LB	Mar. 13 (Dallas)
Kenny Wright	CB	Apr. 3 (Washington)
Jamie Winborn	LB	Apr. 3 (Tampa Bay)
Deke Cooper	S	Apr. 5 (Miami)
Mike Pearson	OT	Apr. 29 (Miami)
Ephraim Salaam	OT	May 1 (Houston)

2007
PLAYERS SIGNED (2)

PLAYER	POS	DATE SIGNED (TEAM)
Tony Pashos	OT	Mar. 2 (Baltimore)
Dennis Northcutt	WR	Mar. 5 (Cleveland)

PLAYERS LOST (3)

PLAYER	POS	DATE SIGNED (TEAM)
Kyle Brady	TE	Mar. 3 (New England)
Deon Grant	FS	Mar. 9 (Seattle)
Cortez Hankton	WR	Apr. 17 (Minnesota)

2008
PLAYERS SIGNED (5)

PLAYER	POS	DATE SIGNED (TEAM)
Jerry Porter	WR	Feb. 29 (Oakland)
Cleo Lemon	QB	Feb. 29 (Miami)
Drayton Florence	CB	Mar. 1 (San Diego)
Jimmy Kennedy	DT	Mar. 5 (Chicago)
Pierson Prioleau	S	Apr. 29 (Washington)

PLAYERS LOST (8)

PLAYER	POS	DATE SIGNED (TEAM)
Terry Cousin	S	May 23 (Cleveland)
Aaron Glenn	CB	Apr. 7 (New Orleans)
Quinn Gray	QB	Mar. 24 (Houston)
Sammy Knight	S	Mar. 4 (N.Y. Giants)
Bobby McCray	DE	Mar. 11 (New Orleans)
Shantee Orr	LB	Mar. 24 (Cleveland)
LaBrandon Toefield	RB	Mar. 10 (Carolina)
Ernest Wilford	WR	Mar. 1 (Miami)

2009
PLAYERS SIGNED (2)

PLAYER	POS	DATE SIGNED (TEAM)
Sean Considine	S	Feb. 27 (Philadelphia)
Tra Thomas	OT	Mar. 9 (Philadelphia)

PLAYERS LOST (4)

PLAYER	POS	DATE SIGNED (TEAM)
Khalif Barnes	OT	Mar. 14 (Oakland)
Mike Peterson	LB	Mar. 10 (Atlanta)
Pierson Prioleau	S	Mar. 26 (New Orleans)
Gerald Sensabaugh	S	Mar. 10 (Dallas)

2010
PLAYERS SIGNED (3)

PLAYER	POS	DATE SIGNED (TEAM)
Kassim Osgood	WR	Mar. 6 (San Diego)
Aaron Kampman	DE	Mar. 7 (Green Bay)
Freddy Keiaho	LB	Apr. 26 (Indianapolis)

PLAYERS LOST (1)

PLAYER	POS	DATE SIGNED (TEAM)
Clint Ingram	LB	May 19 (New Orleans)

2011
PLAYERS SIGNED (10)

PLAYER	POS	DATE SIGNED (TEAM)
Paul Posluszny	LB	July 29 (Buffalo)
Clint Session	LB	July 29 (Indianapolis)
Jason Spitz	G/C	July 29 (Green Bay)
Drew Coleman	DB	July 30 (N.Y. Jets)
Dawan Landry	S	July 30 (Baltimore)
Matt Turk	P	July 31 (Houston)
Tony Moll	G/T	Aug. 10 (Baltimore)
Matt Roth	DE	Aug. 12 (Cleveland)
Gerris Wilkinson	LB	Aug. 13 (N.Y. Giants)
Joey Haynos	TE	Aug. 21 (Miami)

PLAYERS LOST (6)

PLAYER	POS	DATE SIGNED (TEAM)
Sean Considine	S	July 29 (Carolina)
Justin Durant	LB	July 29 (Detroit)
Adam Podlesh	P	July 29 (Chicago)
Mike Sims-Walker	WR	July 29 (St. Louis)
Trent Edwards	QB	July 30 (Oakland)
Kirk Morrison	LB	Aug. 26 (Buffalo)

2012
PLAYERS SIGNED (5)

PLAYER	POS	DATE SIGNED (TEAM)
Laurent Robinson	WR	Mar. 15 (Dallas)
Chad Henne	QB	Mar. 15 (Miami)
Aaron Ross	DB	Mar. 21 (N.Y. Giants)
Naufahu Tahi	FB	May 7 (Minnesota)
Reggie Corner	CB	June 20 (Buffalo)

PLAYERS LOST (1)

PLAYER	POS	DATE SIGNED (TEAM)
Luke McCown	QB	June 7 (New Orleans)

2013
PLAYERS SIGNED (7)

PLAYER	POS	DATE SIGNED (TEAM)
Geno Hayes	LB	Mar. 13 (Chicago)
Alan Ball	DB	Mar. 15 (Houston)
Justin Forsett	DB	Mar. 15 (Houston)
Roy Miller	DT	Mar. 15 (Tampa Bay)
Sen'Derrick Marks	DT	Apr. 2 (Tennessee)
Mohamed Massaquoi	WR	Apr. 8 (Cleveland)
Marcus Trufant	CB	May 7 (Seattle)

PLAYERS LOST (6)

PLAYER	POS	DATE SIGNED (TEAM)
Derek Cox	CB	Mar. 13 (San Diego)
Terrance Knighton	DT	Mar. 13 (Denver)
Eben Britton	OL	Apr. 16 (Chicago)
Rashad Jennings	RB	Apr. 11 (Oakland)
Greg Jones	FB	Mar. 27 (Houston)
Jalen Parmelee	RB	May 8 (Tennessee)

PRO BOWL

Starters CAPITALIZED.

Number in parentheses shows player's number of Pro Bowls as a Jaguar.
(* did not play due to injury)

- 1996 — OT Tony Boselli
QB Mark Brunell
WR Keenan McCardell
- 1997 — P BRYAN BARKER
OT TONY BOSELLI (2)
QB Mark Brunell (2)
PK MIKE HOLLIS
WR Jimmy Smith
- 1998 — OT TONY BOSELLI (3)
WR JIMMY SMITH (2)
- 1999 — OT TONY BOSELLI (4)*
DE TONY BRACKENS
QB Mark Brunell (3)
LB KEVIN HARDY
S CARNELL LAKE
OT Leon Searcy
WR JIMMY SMITH (3)
- 2000 — OT TONY BOSELLI (5)*
WR Jimmy Smith (4)
- 2001 — WR Jimmy Smith (5)*
DT Gary Walker
- 2002 — P Chris Hanson
- 2003 — DT MARCUS STROUD
- 2004 — DT MARCUS STROUD (2)
DT John Henderson
- 2005 — DT MARCUS STROUD (3)
- 2006 — CB RASHEAN MATHIS*
DT John Henderson (2)
- 2007 — RB Fred Taylor
- 2009 — QB David Garrard
RB Maurice Jones-Drew
- 2010 — RB MAURICE JONES-DREW* (2)
TE Marcedes Lewis
ST Montell Owens
- 2011 — RB MAURICE JONES-DREW (3)
ST Montell Owens (2)

PRO BOWL MVP

- 1997 — QB Mark Brunell

ALL-PRO SELECTIONS

Legend: AP — Associated Press; PFWA — Pro Football Writers of America; TSN — The Sporting News; PFW — Pro Football Weekly; FN — Football News; FD — Football Digest; USA — USA Today; SI — Sports Illustrated; CPFN — College & Pro Football Newsweekly

- OT Tony Boselli — 1996: USA, SI; 1997: AP, PFWA, TSN, PFW, FN, USA, CPFN; 1998: AP, PFWA, TSN, PFW, FN, USA, CPFN, FD; 1999: AP, PFWA, SI, TSN, PFW, USA, CPFN, FN, FD; 2000: FN (All-AFC)
- P Bryan Barker — 1997: AP, PFW, FD
- PR Reggie Barlow — 1998: CPFN; 1999: CPFN (second team)
- CB Aaron Beasley — 1999: CPFN
- DE Tony Brackens — 1999: SI, USA, FN, AP (second team), PFW (All-AFC), CPFN (second team)
- S Donovan Darius — 1999: FD (second team)
- P Chris Hanson — 2002: AP (second team), PFWA, PFW (All-AFC), FD (second team)
- LB Kevin Hardy — 1999: AP, TSN, PFW, USA, CPFN, FN, FD
- DT John Henderson — 2006: AP (second team)
- PK Mike Hollis — 1997: CPFN
- RB Maurice Jones-Drew — 2009: SN (second team); 2011: AP, PFWA
- S Carnell Lake — 1999: PFW, CPFN, FN, FD, AP (second team), FD (second team)
- CB Rashean Mathis — 2006: AP, TSN, USA, PFW/PFWA, PFW/PFWA (All-AFC)
- FB Montell Owens — 2008: SI (special teams)
- LB Mike Peterson — 2005: AP (second team)
- OT Leon Searcy — 1997: USA; 1999: AP (second team), CPFN (second team)
- WR Jimmy Smith — 1998: AP (second team); 1999: FN, AP (second team), CPFN (second team), PFW (All-AFC)
- DT Marcus Stroud — 2003: AP (second team), PFW (All-AFC), FN (second team); 2004: PFW (All-AFC), FD (second team); 2005: TSN (All-Pro)
- RB Fred Taylor — 2007: AP (second team),
- DT Gary Walker — 2001: SI, FD (second team)

FEDEX GROUND PLAYER OF THE YEAR

- RB Fred Taylor

— 2007 —

ALL-PRO SELECTIONS

Legend: PFWA — Pro Football Writers of America; PFW — Pro Football Weekly; FN — Football News; CPFN — College & Pro Football Newsweekly; FD — Football Digest; TSN — The Sporting News

- DT Tyson Alualu — PFW, TSN (2010)
- OT Khalif Barnes — PFW/PFWA (2005)
- OT Tony Boselli — PFWA, PFW, FN, CPFN (1995)
- CB Aaron Beasley — FN (1996)
- DE Tony Brackens — PFWA, PFW, FN, CPFN (1996)
- CB Fernando Bryant — PFWA, PFW, CPFN, FN, FD (1999)
- C Michael Cheever — FN, CPFN (1996)
- S Donovan Darius — PFW, FN, FD (1998)
- LB Kevin Hardy — PFWA, PFW, FN, CPFN (1996)
- DT John Henderson — PFWA, PFW (2002)
- RB Maurice Jones-Drew — PFW/PFWA (2006)
- DT Terrance Knighton — PFW (2009)
- QB Byron Leftwich — PFW (2003)
- G Vince Manuwai — PFW (2003)
- G Brad Meester — PFWA, PFW, FN (2000)
- FS Reggie Nelson — PFW/PFWA (2007)
- MLB Bryan Schwartz — FN (1995)
- DT Larry Smith — FN (1999)
- RB Fred Taylor — PFW, FN, CPFN, FD (1998)
- OT Maurice Williams — FN (2001)
- DT Renaldo Wynn — PFW, FN, CPFN (1997)

COACHING AWARDS

- Tom Coughlin — AFC Coach of the Year, UPI (1996)
- Dom Capers — Assistant Coach of the Year, Pro Football Writers of America, USA Today and Defensive Coordinator of the Year, Football Digest (1999)

NFL PLAYERS ASSOCIATION AWARDS

- 1995 — Bryan Barker, AFC Punter of the Year
- 1996 — Jimmy Smith, AFC Receiver of the Year
- 1997 — Bryan Barker, AFC Punter of the Year

INDIVIDUAL LEAGUE LEADERS

		NET PUNTING
1995	Bryan Barker	38.6
		PASSING YARDS
1996	Mark Brunell	4,367
		POINTS
1997	Mike Hollis	134
		RECEIVING
1999	Jimmy Smith	116
		RUSHING
2011	Maurice Jones-Drew	1,606

AFC PLAYER OF THE MONTH

- 1996 —
- December — Mark Brunell, Offensive
- 1997 —
- December — Keenan McCardell, Offensive
- 1999 —
- September — Aaron Beasley, Defensive
- October — Tony Brackens, Defensive
- November — Tony Brackens, Defensive
- December — Jimmy Smith, Offensive
- 2005 —
- September — Chris Hanson, Special Teams
- December — Mike Peterson, Defensive
- 2007 —
- December — Fred Taylor, Offensive

AFC ROOKIE OF THE MONTH

- 1996 —
- December — Tony Brackens, Defensive
- 1998 —
- September — Fred Taylor, Offensive
- November — Donovan Darius, Defensive
- December — Fred Taylor, Offensive
- 2003 —
- November — Byron Leftwich, Offensive
- December — Rashean Mathis, Defensive
- 2006 —
- November — Clint Ingram, Defensive



JAGUARS ALL-TIME ROSTER



(active one or more games on the 53-man roster)

A

Adams, Blue	CB	Cincinnati	2003
Akbar, Hakim	LB	Washington	2003
Alexander, Dan	RB/FB	Nebraska	2002
Alexander, Eric	LB	Louisiana State	2010
Alexander, Gerald	S	Boise State	2009-10
Alexis, Rich	RB	Washington	2005-06
Allen, David	RB/KR	Kansas State	2003-04
Allen, Russell	LB	San Diego State	2009-12
Alualu, Tyson	DT	California	2010-12
Anderson, Curtis	CB	Pittsburgh	1997
Anger, Bryan	P	California	2012
Angulo, Richard	TE	W. New Mexico	2007-08
Armour, JoJuan	S	Miami (Ohio)	1999
Asper, Mark	OL	Oregon	2012
Ayodele, Akin	LB	Purdue	2002-05

B

Babin, Jason	DE	Western Michigan	2012
Baldrige, Daniel	OT	Marshall	2010, 12
Ballard, Clenton	DT	SW Texas State	2002
Baniewicz, Mark	OT	Syracuse	2000-01
Banks, Tavian	RB	Iowa	1998-99
Barker, Bryan	P	Santa Clara	1995-2000
Barlow, Reggie	WR	Alabama State	1996-2000
Barnes, Khalif	OT	Washington	2005-08
Barnes, Lionel	DE	La.-Monroe	2003-04
Battles, Ainsley	S	Vanderbilt	2001-02
Bean, Robert	CB	Mississippi State	2002
Beasley, Aaron	CB	West Virginia	1996-2001
Beekman, Josh	G	Boston College	2012
Bell, Ricky	CB	North Carolina St.	1996
Bentley, Kevin	LB	Northwestern	2011
Beuerlein, Steve	QB	Notre Dame	1995
Black, Jordan	OT	Notre Dame	2008-10
Blackmon, Justin	WR	Oklahoma State	2012
Blade, Willie	DT	Mississippi State	2004
Blake, Antwon	DB	Texas-El Paso	2012
Bolden, Juran	CB	Mississippi Delta	2004
Bolen, Brock	FB	Louisville	2009-11
Boselli, Tony	OT	Southern Cal.	1995-2001
Bosworth, Kyle	LB	UCLA	2011-12
Bouman, Todd	QB	St. Cloud State	2007, 10
Bouwens, Shawn	G	Nebraska Wesleyan	1995
Bowen, Alvin	LB	Iowa State	2010
Boyer, Brant	LB	Arizona	1995-2000
Boyd, Danny	PK	Louisiana State	2002
Boyd, James	S	Penn State	2001-02
Boykin, Deral	S	Louisville	1995
Brackenridge, Tyron	CB	Washington State	2009-10
Brackens, Tony	DE	Texas	1996-2003
Bradfield, Cameron	OT	Grand Valley St.	2011-12
Brady, Kyle	TE	Penn State	1999-2006
Branch, Andre	DE	Clemson	2012
Brewster, Mike	G/C	Ohio State	2012
Britton, Eben	OT	Arizona	2009-12
Brooks, Bobby	LB	Fresno State	2002
Brooks, Buckley	CB	North Carolina	1996-97
Broussard, John	WR	San Jose State	2007
Brown, C.C.	S	Louisiana-Lafayette	2011
Brown, Chris	CB	Alabama-Birmingham	2003
Brown, Delvin	S	Miami (Fla.)	2001
Brown, Derek	TE	Notre Dame	1995-97
Brown, Mike	WR	Liberty	2012
Brown, Milford	G	Florida State	2008
Bruce, Mkristo	DE	Washington State	2008
Brunell, Mark	QB	Washington	1995-2003
Bryant, Fernando	CB	Alabama	1999-2003
Bullard, Kendrick	WR	Arkansas State	1996
Burnett, Chester	MLB	Arizona	1999

C

Cain, Jeremy	LS	Massachusetts	2009-12
Carney, John	PK	Notre Dame	2007
Carey, Don	S	Norfolk State	2010
Carrington, Darren	S	Northern Arizona	1995
Carroll, Ahmad	CB	Arkansas	2006
Carter, Bernard	LB	East Carolina	1995
Cesario, Anthony	G	Colorado State	1999
Chambers, Derrick	OT	Florida	2001-02
Chamblin, Corey	CB	Tennessee Tech	1999
Chanoine, Roger	OT	Temple	2002
Charlton, Ike	CB	Virginia Tech	2002
Chase, Martin	DT	Oklahoma	2005

Cheever, Michael	C	Georgia Tech	1996-98
Chick, John	DE	Utah State	2011-12
Christopherson, Ryan	FB	Wyoming	1995-96
Chung, Eugene	G	Virginia Tech	1995
Clark, Danny	LB	Illinois	2000-03
Clark, Reggie	LB	North Carolina	1995-96
Clark, Vinnie	CB	Ohio State	1995-96
Clemons, Toney	WR	Colorado	2012
Cloherty, Colin	TE	Brown	2011-12
Cobb, Reggie*	RB	Tennessee	1995
Coe, Michael	DB	Alabama State	2009-10
Cohen, Landon	DT	Ohio	2010
Coleman, Ben	G	Wake Forest	1995-99
Coleman, Drew	CB	Texas Christian	2011
Coleman, Marco	DE	Georgia Tech	2002
Colinet, Stalin	DE	Boston College	2002
Collier, Richard	OT	Valdosta State	2006-08
Collins, Nate	DT	Virginia	2010-11
Colon, Harry	S	Missouri	1995
Combs, Chris	DE	Duke	2002
Compton, Mike	G	West Virginia	2004
Connolly, Dan	G	SE Missouri St.	2005
Considine, Sean	S	Iowa	2009-10
Cooper, Deke	S	Notre Dame	2003-05
Cooper, Marquis	LB	Washington	2007
Cordova, Jorge	LB	Nevada-Reno	2004-07
Cornish, Frank*	C	UCLA	1995
Cosby, Quan	WR	Texas	2012
Cousin, Terry	CB	South Carolina	2005-07
Cox, Derek	CB	William & Mary	2009-12
Cox, Kennard	DB	Pittsburgh	2008-09
Cox, Renard	DB	Maryland	2001
Craft, Jason	CB	Colorado State	1999-2003
Crockett, Zack	FB	Florida State	1998
Criss, Shad	CB	Missouri	2000
Cunningham, Richie	PK	SW Louisiana	2002
Curry, Eric	DE	Alabama	1998-99
Cutrer, Jacob	LB	Louisiana State	2010

D

Daniels, Torrance	LB	Harding	2009
Darius, Donovan	S	Syracuse	1998-2006
Davey, Don	DT	Wisconsin	1995-98
Davis, Andre	DT	Southern	1996
Davis, Jim	DE	Virginia Tech	2005
Davis, Ryan	DE	Bethune-Cookman	2012
Davis, Travis	S	Notre Dame	1995-98
Dawkins, Sean	WR	California	2001
DeLong, Greg	TE	North Carolina	2000
DeMarco, Brian	OT	Michigan State	1995-98
Devine, Kevin	CB	California	1997-98
Dickerson, Bryan	FB	Eastern Kentucky	1995
Dillard, Jarett	WR	Rice	2009, 11
Dingle, Nate	LB	Cincinnati	1996
Douglas, Henry	WR	North Carolina A&T	2002
Douglas, Hugh	DE	Central State	2003
Douzable, Leger	DT	Central Florida	2010-11
Dukes, Chad	RB	Pittsburgh	2000
Dumas, Mike	S	Indiana	1995
Dunbar, Vaughn	RB	Indiana	1995
Durant, Justin	LB	Hampton	2007-10

E

Edwards, Marc	FB	Notre Dame	2003-04
Edwards, Trent	QB	Stanford	2010
Edwards, Troy	WR	Louisiana Tech	2003-04
Elliott, Kevin	WR	Florida A&M	2012
Ellison, Atiyah	DT	Missouri	2008-09
Epstein, Hayden	PK	Michigan	2002
Estandia, Greg	TE	Nevada-Las Vegas	2007-09
Estes, John	C	Hawaii	2011

F

Favors, Greg	LB	Mississippi State	2004-05
Fiedler, Jay	QB	Dartmouth	1999
Figures, Deon	CB	Colorado	1997-98
Fletcher, Derrick	G	Baylor	2004-05
Florence, Drayton	CB	Tuskegee	2008
Fordham, Todd	G/OT	Florida State	1997-2002
Forney, Kynan	G	Hawaii	2009
Franklin, Brad	CB	Louisiana-Lafayette	2003
Franklin, Stephen	LB	Southern Illinois	2011
Frane, Paul	DE/DT	Syracuse	1995-96
Freeman, Eddie	DL	Alabama-Birmingham	2004
Fuamatu-Ma'afala, Chris	RB	Utah	2003-04
Fudge, Jamaal	S	Clemson	2006-07
Furrer, Will	QB	Virginia Tech	1998

G

Gabbert, Blaine	QB	Missouri	2011-12
Gardner, Isaiah	CB	Maryland	2008
Garrard, David	QB	East Carolina	2002-10
Gayle, Rashid	CB	Boise State	1996
Gibson, Damon	WR/KR	Iowa	2001-02
Gilbert, Tony	LB	Georgia	2003-07
Gildon, Jason	DE	Oklahoma State	2004
Givins, Ernest	WR	Louisville	1995
Glenn, Aaron	CB	Texas A&M	2007
Goebel, Brad	QB	Baylor	1995
Goganious, Keith	LB	Penn State	1995
Graham, Kent	QB	Ohio State	2002
Graham, Roger	RB	New Haven	1996
Grant, Deon	S	Tennessee	2004-06
Gray, Quinn	QB	Florida A&M	2003-07
Green, Donny	LB	Virginia	2001
Green, Brandon	DE	Rice	2003-04
Green, Rogerick	CB	Kansas State	1995
Greene, Courtney	S	Rutgers	2009-11
Greisen, Nick	LB	Wisconsin	2006
Griffin, Chris	FB/TE	Ohio State	1996
Griffith, Rich	TE	Arizona	1995-2000
Grimes, Jonathan	RB	William & Mary	2012
Groves, Quentin	DE	Auburn	2008-09
Grow, Monty	S	Florida	1995

H

Hall, Dana	S	Washington	1996-97
Hall, Ray	DT	Washington State	1995
Hallock, Ty	FB/TE/LB	Michigan State	1996-97
Hamilton, James	LB	North Carolina	1997-98
Hamlin, Michael	S	Clemson	2010
Hammonds, Juan	DE	Michigan State	1996
Hankton, Cortez	WR	Texas Southern	2003-06
Hanson, Chris	P	Marshall	2001-06
Hardy, Kevin	LB	Illinois	1996-2001
Harris, Chris	DB	Louisiana-Monroe	2012
Harris, DuJuan	RB	Troy	2011
Harris, Mike	CB	Florida State	2012
Harris, Nick	P	California	2011
Hart, Larry	DE	Central Arkansas	2010
Harrington, Chris	DE	Texas A&M	2009
Harvey, Derrick	DE	Florida	2008-10
Haslam, Kevin	OL	Rutgers	2010
Hatchette, Matthew	WR	Langston	2003
Hawkins, Brent	DE	Illinois State	2006-07
Hayward, Reggie	DE	Iowa State	2005-09
Heath, T.J.	CB	Jacksonville St.	2011
Henderson, John	DT	Tennessee	2002-09
Hendricks, Tommy	LB	Michigan	2004
Henne, Chad	QB	Michigan	2012
Herndon, Jimmy	OT	Houston	1996
Hill, Jason	WR	Washington State	2010-11
Hollis, Mike	PK	Idaho	1995-2001
Holmes, Jaret	PK	Auburn	2001
Holt, Torry	WR	North Carolina St.	2009
Howard, Chris	RB	Michigan	1998-2000
Howard, Desmond	WR	Michigan	1995
Hudson, Chris	S	Colorado	1995-98
Hughes, Nate	WR	Alcorn State	2008-09
Humphrey, Deon	LB	Florida State	2003
Hunter, Wayne	OT	Hawaii	2006
Huntington, Greg	G/C	Penn State	1995-97

I

Ingram, Clint	LB	Oklahoma	2006-09
Ingram, Steve	G/OT	Maryland	1999
Inzer, Drew	C/G	Brown	2002
Irvin, Corvey	DT	Georgia	2011
Issac, Rod	DD	Middle Tenn. St.	2011
Iwuh, Brian	LB	Colorado	2006-09

J

Jackson, Chevis	CB	Louisiana State	2010
Jackson, Grady	DT	Knoxville	2007
Jackson, Jerrell	WR	Missouri	2012
Jackson, Lenzie	WR	Arizona State	1999
Jackson, Willie	WR	Florida	1995-97
James, William	CB	Western Illinois	2008
Janes, Ron	FB	Missouri	1998
Jennings, Rashad	RB	Liberty	2009-10, 12
Johnson, Anthony	RB	Notre Dame	2000
Johnson, Kevin	WR	Syracuse	2003
Johnson, Patrick	WR	Oregon	2002
Johnson, Rob	QB	Southern Cal.	1995-97

JAGUARS ALL-TIME ROSTER

Johnson, Tommy	CB	Alabama	1995
Jones, Brian	TE	Arkansas-Pine Bluff	2004-05
Jones, Damon	TE	Southern Illinois	1997-2001
Jones, David	CB	Wingate	2010-11
Jones, George	RB	San Diego State	1998
Jones, Greg	FB/RB	Florida State	2004-12
Jones III, Greg	LB	Michigan State	2012
Jones, Matt	WR	Arkansas	2005-08
Jones-Drew, Maurice	RB/KR	UCLA	2006-12
Jordan, Leander	G/OT	Indiana (Pa.)	2002
Jordan, Randy	RB	North Carolina	1995-97
Joseph, Elvis	RB	Southern	2001-02
Jurkovic, John	DT	Eastern Illinois	1996-98

— K —

Kadela, Dave	OT	Virginia Tech	2002
Kampman, Aaron	DE	Iowa	2010
Karim, Deji	RB/KR	Southern Illinois	2010-11
Keith, Craig	TE	Lenoir-Rhyne	1995
Kennedy, Jimmy	DT	Penn State	2008
Kirlaw, Jammie	DE	Indiana	2011
Knight, Sammy	S	Southern Cal.	2007
Knighton, Terrance	DT	Temple	2009-12
Koch, Aaron	G/OT	Oregon State	2000-02
Kopp, Jeff	LB	Southern Cal.	1996-98

— L —

Lageman, Jeff	DE	Virginia	1995-98
Lake, Carnell	S	UCLA	1999-2000
Landolt, Kevin	DT	West Virginia	1999
Landri, Derek	DT	Notre Dame	2007-09
Landry, Dawan	S	Georgia Tech	2011-12
Lane, Austen	DE	Murray State	2010-12
Laro, Gordon	TE	Boston College	1995
Ledford, Dwayne	G	East Carolina	2000
Leftwich, Byron	QB	Marshall	2003-06
Lemon, Cleo	QB	Arkansas State	2008
Leonard, Matt	DT	Stanford	2003
Leroy, Emarlos	DT	Georgia	1999-2000
Lewis, Jermaine	WR/KR	Maryland	2003-04
Lewis, Mercedes	TE	UCLA	2006-12
Lindsey, Steve	PK	Mississippi	1999-2000
Lockley, Mike	LB	Florida Atlantic	2011
Lockett, Kevin	WR	Kansas State	2002
Logan, Ernie	DE	East Carolina	1995-96
Logan, Mike	S	West Virginia	1997-2000
Lowe, Omari	CB	Washington	2008
Lowe, Reggie	LB	Troy State	1998
Lowery, Dwight	DB	San Jose State	2011-12
Lowry, Calvin	S	Penn State	2008
Luzar, Chris	TE	Virginia	2002-03

— M —

Mack, Stacey	RB	Temple	1999-2002
Mackenzie, Malaefoe	FB	Southern Cal.	2003
Maddox, Anthony	DT	Delta State	2004-05
Manning, Roy	LB	Michigan	2007
Manuwai, Vince	G	Hawaii	2003-10
Marler, Seth	PK	Tulane	2003
Marsh, Curtis	WR	Utah	1995-96
Marshall, Brandon	LB	Nevada	2012
Martin, Jamie	QB	Weber State	1998, 2000
Marts, Lonnie	LB	Tulane	1999-2000
Mason, Eddie	LB	North Carolina	1998
Mason, Michael	DE	Kentucky State	2000
Massey, Robert	CB	NC Central	1996
Maston, Le'Shai	FB	Baylor	1995-96
Mathis, Rashean	CB/S	Bethune-Cookman	2003-12
Matthews, John	WR	San Diego	2010
Matthews, Steve	QB	Memphis	1997
Mayfield, Corey	DT	Oklahoma	1995
McBath, Darcel	S	Texas Tech	2011
McBride, Trumaine	CB	Mississippi	2011
McCardell, Keenan	WR	Nevada-Las Vegas	1996-2001
McClain, Jimmy	LB	Troy State	2004
McCown, Luke	QB	Louisiana Tech	2009-11
McCray, Bobby	DE	Florida	2004-07
McCree, Marlon	S	Kentucky	2001-03
McDaniel, Tony	DT	Tennessee	2006-08
McDougle, Stockar	G	Oklahoma	2006-07
McElmurry, Blaine	S	Montana	1998-99
McGee, Scotty	RS/CB	James Madison	2010
McManus, Tom	LB	Boston College	1995-99
McQuistan, Paul	OL	Weber State	2009
Means, Natrone	RB	North Carolina	1996-97
Meester, Brad	C/G	Northern Iowa	2000-12
Meier, Rob	DL	Washington State	2000-09

Middleton, William	CB	Furman	2009-12
Miller, Bronzell	DE	Utah	1995
Miller, Craig	S	Utah State	2000
Miller, Drew	C/G	Florida	2008
Miller, Jim	QB	Michigan State	1997
Miller, Zach	TE	Nebraska-Omaha	2009-11
Mills, Javor	DE	Auburn	2002
Mincey, Jeremy	DE	Florida	2006-08, 2010-12
Mitchell, Anthony	S	Tuskegee	2003
Mitchell, Keith	LB	Texas A&M	2003
Mitchell, Pete	TE	Boston College	1995-98, 2002
Molden, Antwaun	CB	Eastern Kentucky	2012
Monroe, Eugene	OT	Virginia	2009-12
Moore, Will	WR	Texas Southern	1997-98
Moreau, Frank	RB	Louisville	2001
Moreland, Earthwind	CB	Georgia Southern	2001
Morgan, Aaron	DE	Louisiana-Monroe	2010, 2012
Morrison, Kirk	LB	San Diego State	2010
Mosley, C.J.	DT	Missouri	2010-12
Murphy, Richard	RB	LSU	2012
Myslinski, Tom	G	Tennessee	1995

— N —

Naeole, Chris	G	Colorado	2002-08
Navarre, Jeremy	DE	Maryland	2009
Nelson, Reggie	OT	McNeese State	2000
Nelson, Reggie	S	Florida	2007-09
Nesbit, Jamar	G	South Carolina	2003
Neufeld, Ryan	TE	UCLA	2000
Neujahr, Quentin	C	Kansas State	1998-2000
Newsome, Jamar	WR	Central Florida	2011
Newton, Cecil	C	Tennessee State	2009
Nickerson, Hardy	MLB	California	2000-01
Nkang, Chad	S	Elon	2007-08
Nori, Mark	OG	Boston College	1997-98
Norman, Dennis	C	Princeton	2004-08
Norris, Slade	LB	Oregon State	2010
Northcutt, Dennis	WR	Arizona	2007-08
Novak, Jeff	G/OT	Southwest Texas St.	1995-98
Nwaneri, Uche	G	Purdue	2007-12

— O —

Ogden, Marques	OL	Howard	2003
Olson, Erik	S	Colorado State	2000
Orr, Shantee	LB	Michigan	2007
Onobun, Fendi	TE	Houston	2011
Osgood, Kassim	WR	San Diego State	2010-11
Owens, Chad	WR/KR	Hawaii	2005-07
Owens, Montell	FB	Maine	2006-11
Owusu-Ansah, Akwasi	S	Indiana (Pa.)	2011

— P —

Palmer, Jordan	QB	Texas-El Paso	2012
Parker, Chris	RB	Marshall	1997
Parker, Ricky	CB	San Diego State	1997
Parmeles, Jalen	RB	Toledo	2012
Pashos, Tony	OT	Illinois	2007-08
Pasztor, Austin	G	Virginia	2012
Patterson, Elton	DE	Central Florida	2004
Paup, Bryce	LB	Northern Iowa	1998-99
Payne, Seth	DT	Cornell	1997-2001
Pearman, Alvin	RB	Virginia	2005-06, 2008
Pearson, Mikie	OT	Florida	2002-05
Pelshak, Troy	LB	North Carolina A&T	2000
Pendleton, Jeris	DT	Ashland	2012
Peryman, Ray	S	Northern Arizona	2003-04
Peterson, Greg	DT	NC Central	2009
Peterson, Mike	LB	Florida	2003-08
Pettway, Kenny	DE	Grambling State	2006-07
Philcox, Todd	QB	Syracuse	1996
Podlesh, Adam	P	Maryland	2007-10
Porter, Jerry	WR	West Virginia	2008
Posluszny, Paul	LB	Penn State	2011-12
Potter, Zach	TE	Nebraska	2009-12
Posey, Jeff	LB	Southern Mississippi	2001
Price, Taylor	WR	Ohio	2011
Prince, Ryan	TE	Weber State	2001
Prioleau, Pierson	S	Virginia Tech	2008
Pritchett, Kelvin	DT	Mississippi	1995-98
Prosincki, Chris	S	Wyoming	2011-12

— Q —

Quinn, Jonathan	QB	Middle Tenn. State	1998-2001
-----------------	----	--------------------	-----------

— R —

Rackley, Will	G/C	Lehigh	2011
Rainer, Wali	MLB	Virginia	2002

Ramsey, Patrick	QB	Tulane	2010
Ransom, Derrick	DT	Cincinnati	2004
Redmond, Jimmy	WR	McNeese State	2002-03
Reyes, Tutan	G	Mississippi	2007-08
Richardson, David	CB	Cal Poly-SLO	2004-06
Richie, David	DE	Washington	2000
Rison, Andre	WR	Michigan State	1996
Roberson, Chris	CB	Eastern Michigan	2005
Roberson, James	DE	Florida State	1999
Robinson, Eddie	LB	Alabama State	1996-97
Robinson, Laurent	WR	Illinois State	2012
Robinson, Roderick	QB	Arkansas-Pine Bluff	2001
Rodgers, Stefan	OT	Lambuth	2008
Romberg, Brett	C	Miami (Fla.)	2003-05
Ross, Aaron	CB	Texas	2012
Ross, Micah	WR	Jacksonville	2001-03
Roth, Matt	DE	Iowa	2011
Royals, Mark	P	Appalachian St.	2003
Rucker, Martin	TE	Missouri	2011
Russell, Brian	S	San Diego State	2009
Rutland, Kevin	CB	Missouri	2011-12

— S —

Sadowski, Troy	TE	Georgia	1998
Salaam, Ephraim	OT	San Diego State	2004-05
Schwartz, Bryan	MLB	Augustana (S.D.)	1995-99
Scobee, Josh	PK	Louisiana Tech	2004-12
Searcy, Leon	OT	Miami (Fla.)	1996-2000
Seder, Tim	PK	Ashland (Ohio)	2002
Selvie, George	DE	South Florida	2011-12
Sensabaugh, Gerald	S	North Carolina	2005-08
Session, Clint	LB	Pittsburgh	2011
Settles, Tawambi	S	Duke	1998
Seward, Adam	LB	Nevada-Las Vegas	2009
Sharon, Charles	WR	Bowling Green	2006
Shaw, Bobby	WR	California	2002
Shaw, Tim	LB	Penn State	2008
Shelton, Daimon	FB	Sacramento State	1997-2000
Sheppard, Ashley*	LB	Clemson	1995
Shepherd, Gannon	OT	Duke	2000-01
Shiple, Jordan	WR	Texas	2012
Shorts III, Cecil	WR/RS	Mount Union	2011-12
Simmons, Clyde	DE	Western Carolina	1996-97
Sims-Walker, Mike	WR	Central Florida	2008-11
Slaughter, T.J.	MLB	Southern Miss.	2000-03
Smeenge, Joel	DE	Western Michigan	1995-2000
Smiley, Justin	G	Alabama	2010
Smith, Anthony	S	Syracuse	2009-10
Smith, Bryan	LB	McNeese State	2009
Smith, D'Anthony	DT	Louisiana Tech	2012
Smith, Daryl	LB	Georgia Tech	2004-12
Smith, Emanuel	WR	Arkansas	2000
Smith, Fernando	DE	Jackson State	1998
Smith, Jeff	C	Tennessee	2000-01
Smith, Jimmy	WR	Jackson State	1995-2005
Smith, Joe	RB	Louisiana Tech	2003
Smith, Larry	DT	Florida State	1999-2002
Smith, Paul	QB	Tulsa	2008
Smith, Steve	CB	Oregon	2002
Smolko, Isaac	TE	Penn State	2007
Sorensen, Nick	S	Virginia Tech	2003-06
Soward, R. Jay	WR	Southern Cal.	2000-01
Spach, Stephen	TE	Fresno State	2012
Spencer, Charles	OT	Pittsburgh	2008
Spicer, Paul	DE	Saginaw Valley St.	2000-08
Spitz, Jason	G/C	Louisville	2011
Spurlock, Micheal	WR	Mississippi	2012
Stai, Brenden	OT	Nebraska	2000
Stambaugh, Phil	QB	Lehigh	2001
Stanley, Montavious	DT	Louisville	2006, 2009
Starks, Scott	CB	Wisconsin	2005-09
Stanback, Isaiah	TE	Washington	2012
Stanford, Julian	LB	Wagner	2012
Stephens, Santo	LB	Temple	1995
Stephenson, Cameron	G	Rutgers	2008
Stewart, James	RB	Tennessee	1995-99
Stewart, Rayna	S	Northern Arizona	1999-2000
Stith, Shyrone	RB	Virginia Tech	2000
Stokes, J.J.	WR	UCLA	2003
Storz, Erik	LB	Boston College	1998-2000
Stovall, Maurice	TE	Notre Dame	2012
Stroud, Marcus	DT	Georgia	2001-07
Studstill, Darren	S	West Virginia	1995-96
Swift, Michael	CB	Austin Peay	2000



JAGUARS ALL-TIME ROSTER



— T —

Ta'ufo'ou, Will	FB	California	2012
Tarle, Jim	PK	Arkansas State	2000-01
Taylor, Cordell	CB	Hampton	1998
Taylor, Fred	RB	Florida	1998-2008
Taylor, Herb	G	Texas Christian	2012
Taylor, Shannon	LB	Virginia	2003
Terrell, Daryl	G/OT	Southern Miss.	2002
Terry, Adam	OT	Syracuse	2010
Terry, Corey	LB	Tennessee	1999
Thomas, Dave	CB	Tennessee	1995-99
Thomas, Edward	LB	Georgia Southern	2000-02
Thomas, Kiwaukee	CB	Georgia Southern	2000-04
Thomas, Mike	WR	Arizona	2009-12
Thomas, Pat	LB	North Carolina St.	2005-07
Thomas, Tra	OT	Florida State	2009
Thompson, Chris	CB	Nicholls State	2004
Thompson, Lamont	S	Washington State	2007
Thompson, Mike	DT	Wisconsin	1995
Threats, Jabbar	DE	Michigan State	1997-98
Tillman, Cedric	WR	Alcorn State	1995
Todman, Jordan	RB	Connecticut	2012
Toefield, LaBrandon	RB	Louisiana State	2003-07
Toston, Keith	RB	Oklahoma State	2012
Trapp, James	CB	Clemson	2003
Trent, Morgan	CB	Michigan	2011
Tuaolo, Esera	DT	Oregon State	1997
Tuipala, Joseph	MLB	San Diego State	2001-02
Turk, Matt	P	Wisc.-Whitewater	2011
Tylski, Rich	OG	Utah State	1996-99

— U —

Underwood, Tiquan	WR	Rutgers	2009-10
Upshaw, Regan	DE	California	1999

— V —

Venzke, Patrick	OT	Idaho	2001
Vallos, Steve	C/G	Wake Forest	2012

— W —

Wade, John	C	Marshall	1998-2002
Wade, Todd	OL	Mississippi	2008
Walker, Gary	DT	Auburn	1999-2001
Warren, Terrence	WR	Hampton	1995
Washington, Chauncey	RB	Southern Cal.	2008
Washington, Dewayne	CB	North Carolina St.	2004
Washington, Mickey	CB	Texas A&M	1995-96
Washington, Patrick	FB	Virginia	2001-02
Weatherford, Steve	P	Illinois	2008
Webb, Dee	CB	Florida	2006
Wesley, Joe	LB	Louisiana State	2001
West, Chastin	WR	Fresno State	2011
Westmoreland, Eric	LB	Tennessee	2001-03
Wheatley, Terrence	CB	Colorado	2010
Wheeler, Damen	CB	Colorado	2001
Whimper, Guy	OT	East Carolina	2010-12
White, Chris	DE	Southern	1999
White, Jose	DE	Howard	1996-98
White, Reggie	RB	Oklahoma State	2001
White, Tracy	LB	Howard	2005
Whitfield, Bob	OT	Stanford	2004
Whitted, Alvis	WR	North Carolina St.	1998-2001
Widell, Dave	C	Boston College	1995-97
Wiegert, Zach	G/OT	Nebraska	1999-2002
Wiley, Marcellus	DE	Columbia	2005-06
Wilford, Ernest	TE/WR	Virginia Tech	2004-07, 2009-10
Wilkerson, Bruce	OT	Tennessee	1995
Williams, Brian	CB	North Carolina St.	2006-08
Williams, James	LB	Mississippi State	1995
Williams, Jermaine	FB	Houston	2000
Williams, Julius	DE	Connecticut	2009
Williams, Lamanz	DE	Minnesota	1998
Williams, Mark	LB	Ohio State	1995
Williams, Maurice	OT/G	Michigan	2001-09
Williams, Randal	WR	New Hampshire	2001
Williams, Reggie	WR	Washington	2004-08
Williams, Sammy	OT	Oklahoma	2003
Williams, Thomas	LB	Southern Cal.	2008
Williamson, Troy	WR	South Carolina	2008-09
Wilson, John Parker	QB	Alabama	2012
Wimbush, Derrick	RB/KR	Fort Valley State	2005-06
Winborn, Jamie	LB	Vanderbilt	2005
Witherspoon, Brian	CB	Stillman	2008-09
Woods, D'Juan	WR	Oklahoma State	2008
Wright, George	TE	Oregon	2003-08
Wright, Kenny	CB	Northwestern St.	2005

Wyche, James	DE	Syracuse	2006-09
Wynn, Renaldo	DT	Notre Dame	1997-2001

— Y —

Yoder, Todd	TE	Vanderbilt	2004-05
Youboty, Ashton	CB	Ohio State	2011
Young, David	S	Georgia Southern	2003

— Z —

Zahursky, Steve	OT	Kent State	2001
Zelenka, Joe	TE/LS	Wake Forest	2001-08

** Cobb, Cornish and Sheppard were on the expanded 56-man roster (for expansion teams) during the first three weeks of the 1995 season

INJURED RESERVE

(never on 53-man roster)

Brackett, Brett	TE	Penn State	2012
Brown, Leon	RB	Eastern Kentucky	1995
Chambers, Derrick	G/OT	Florida	2002
Chustz, Joe	OT	Louisiana Tech	2000
Connolly, Dan	G	SE Missouri State	2006
Corner, Reggie	CB	Akron	2012
Cotrone, Anthony	FB	Maine	2008
Davis, Jim	DE	Virginia Tech	2006
Fisher, John	DB	Western Missouri	1996
Horrocks, Theo	DT	Vanderbilt	2008
Jackson, Al	CB	Georgia	1995
Keiaho, Freddy	LB	San Diego State	2010
Lewis, Jonathan	DT	Virginia Tech	2008
Mills, Javor	DE	Auburn	2003
Myles, Tywain	DT	Tarleton State	2008
Morabito, Tim	DT	Boston College	2002
Murphy, Richard	RB	Louisiana State	2011
Nowak, Drew	G	Western Michigan	2012
Patterson, Elton	DE	Central Florida	2006
Price, Marcus	G	Louisiana State	1995
Roberson, Chris	CB	Eastern Michigan	2006
Smith, Brian	DE	Missouri	2007
Smith, D'Anthony	DT	Louisiana Tech	2010-11
Veldman, Matt	TE	North Dakota State	2012
Whitehead, Terrell	FS	Norfolk State	2010-11
Williams, Mike	OT	Texas	2006
Williams, Tony	DT	Memphis	2006
Ziemann, Chris	OT	Michigan	2002

PRACTICE SQUAD

DE Nathaniel Adibi (2004), RB Rich Alexis (2004), LB David Allen (2002-03), WR Chad Askew (1997), RB Stevie Baggs (2005), DE Troy Bailey (1999), DB Travarius Bain (2008), WR Donnell Baker (1997), DT David Barnard (1997), QB Richard Bartel (2009), WR Tyler Beiler (2011), TE Brett Brackett (2011), OT Mark Bristol (2002), RB Jason Brookins (2000), CB Chris Brown (2003), TE Chris Brown (2008), OT Lester Brown (2005), OT Sean Bubin (2004), OL George Bussey (2011), OT Andrew Carnahan (2007-08), TE Mike Caussin (2010), CB Chris Chancellor (2010), WR Matt Cherry (2004), OT Ronald Cherry (1996), LB Sedric Clark (1996), DT James Clyburn (1998), TE Colin Cloherty (2011), RB DeAndre Cobb (2006), RB Leroy Collins (1999), DE Jomo Cousins (2000), PK Brandon Coutu (2011), LB Jamal Cox (1995), DL Walter Curry (2005, 2007), TE Charles Davis (2007-08), WR Chris Davis (2005), G Konrad Dean (2003), WR Clarence Denmark (2009-10), S Antonio Dennard (2012), CB John Destiny (2010), OT Seth Dittman (1996), QB Ben Dougherty (2006), WR Henry Douglas (2001), C Tommie Draheim (2012), WR Damon Dunn (1998), LS Andrew Economos (2005), TE Greg Estandia (2006), S Matt Estrada (2011), G Derrick Fletcher (2004), WR Richmond Flowers (2001), OT Mike Flynn (1997), DE Randy Garner (2001), OT Ryan Gibbons (2006-07), WR Brittan Golden (2012), DE Harold Gragg (1997), QB Quinn Gray (2003), OG Andrew Greene (1998), OT Sam Gutekunst (2007), C/G Brock Gutierrez (1998), DE Omari Hand (2004), WR Darren Hall (1999), G D.J. Hall (2012), LB Jerrell Harris (2012), TE Darius Hill (2010), LB Tyrone Hines (1997), CB Curtis Holcomb (2012), G Tam Hopkins (2001), G Tyrone

Hopson (2001), WR Mike Horacek (2000), WR Harrison Houston (1995), LB Aaron Humphrey (2002), QB Nate Hybl (2005), CB Talmadge Jackson (2011), LB Joshua Jones (2012), DE Michael Josiah (2003), RB Morgan Kane (2000), C David Kempfert (1999), CB Brandon King (2012), LB James Kinney (2005), DB Jamar Landrom (2006), RB Keon Lattimore (2008), LB Boris Lee (2010), RB Steve Lee (1997), DT Matt Leonard (2003), CB Korey Lindsey (2012), WR Lance Long (2010), CB Clarence Love (1999), DT Anthony Maddox (2004), LB Kevin Malast (2011), WR Charly Martin (2011), DT Jeff Marriott (2000), C Tim Mattran (2008), DE Tom McCarthy (2011), LB Ryan McCoy (1995), CB Walter McFadden (2011), OT Pete McMahon (2006), CB Prince Miller (2012), T Andrew Mitchell (2012), LB Mike Mohamed (2012), TE Rod Monroe (2000), DT Dre Moore (2010), CB Rashod Moulton (2007-08), LB Lamar Myles (2008-09), WR Ramondo North (2001-02), QB Keith Null (2010), DE Gabe Nyenhuis (2004), TE Tevita Ofahengau (2001), CB Jason Olford (2002), OT Chris Oltmanns (1996), TE Schuyler Oordt (2011), OT Jonathan Palmer (2010), WR Corey Parchman (2002), RB Chris Parker (1996), RB Allen Patrick (2009), LB Joe Pawelek (2011), OT Erik Pears (2010), RB Pepe Pearson (1998), S Kevin Peoples (1999), S Ray Perryman (2003), LB Duke Pettijohn (2002), TE Zach Potter (2009), DT Kommonyan Quaye (2010), LB Curtis Randall (2003), QB Brett Ratliff (2010), WR Jimmy Redmond (2001), LB Moses Regular (1996), QB Lester Ricard (2007), C Brett Romberg (2003, 2006), DT Richard Seals (2000), WR Charles Sharon (2007), DE Jason Simmons (1995), DT Henry Smith (2008), RB Joe Smith (2003), LB Brandon Southward (1999), WR Fred Stamps (2005), G Cameron Stephenson (2009), G Barry Stokes (1996), DE Rahmaan Streater (1999), G Joe Tate (2004), DE Josh Taves (1996), RB D.D. Terry (2007), WR Ryan Thelwell (1999), RB Malcolm Thomas (1997-98), TE Mark Thomas (1998), LB Cedric Thornton (1996), LB Deryck Toles (2004), C Bradley Vierling (2010-11), OT Keith Wagner (1996), LB Al Wallace (1997), G Chad Ward (2001), OT Craig Warren (1997), FB Lee Webb (2005), WR Huey Whittaker (2004), DE Seante Williams (2004), WR Terrell Zachery (2011), DB Jonathan Zenon (2008)

HEAD COACHES

Tom Coughlin	Syracuse	1995-2002
Jack Del Rio	Southern California	2003-11
Mel Tucker (Interim)	Wisconsin	2011
Mike Mularkey	Florida	2012

ASSISTANT COACHES

Ben Albert	Massachusetts	2010
Ken Anderson	Augustana	2003-06
Mark Asanovich	St. Cloud State	2003-08
Craig Aukerman	Findlay	2011-12
Joe Baker	Princeton	1995-98
Brandon Blaney	Youngstown State	2011-12
John Bonamego	Central Michigan	1999-2002, 2012
Rob Boras	DePauw	2010-11
Paul Boudreau	Boston College	2003-05
Bob Bratkowski	Washington State	2012
Earnest Byner	East Carolina	2010-11
Dave Campo	Central Connecticut State	2005-07
Dom Capers	Mount Union (Ohio)	1999-2000
Pete Carmichael	Montclair State	1995-99
Johnny Cox	Fort Lewis (Colo.)	2009-11
Sylvester Croom	Alabama	2012
Joe Cullen	Massachusetts	2010-12
Joe DeCamillis	Wyoming	2007-08
Mark Duffner	William & Mary	2006-12
Les Ebert	Minnesota-Duluth	2004-08
Randy Edsall	Syracuse	1995-97
Perry Fewell	Lenoir-Rhyne	1998-2002
Greg Finnegan	Cornell	1998-2002
Frank Ganz	Navy	2000-01
Jason George	Manitoba	2009-11
Kevin Gilbride	Southern Connecticut State	1995-96
Matt Griffin	New Hampshire	2010-11
Mike Haluchak	Southern California	2003-04
Ray Hamilton	Oklahoma	2003-07
Paul Haynes	Kent State	2001
Andy Heck	Notre Dame	2004-12

ASSISTANT COACHES

Donnie Henderson	Utah State	2008
Ron Heller	Penn State	2010-11
Josh Hingst	Nebraska	2012
Fred Hoaglin	Pittsburgh	1997-2001
Todd Howard	Texas A&M	2003-05
Jeff Hurd	Fort Hays (Kan.) State	1995-97
John Hufnagel	Penn State	2002
Jerald Ingram	Michigan	1995-2002
Dick Jauron	Yale	1995-98
Bobby Johnson	Miami (Ohio)	2012
Nate Kaczor	Utah State	2008-11
Thom Kaumeyer	Oregon	2008-11
Lane Kiffin	Fresno State	2000
Larry Kirksey	Eastern Kentucky	2003
Ty Knott	Oregon Tech	2002
Dirk Koetter	Idaho State	2007-11
Bob Ligashesky	Indiana (Pa.)	2004
Anthony Lynn	Texas Tech	2003-04
Mike Maser	Buffalo	1995-2002
Paul McCord	Western Maryland	2003
Marlon McCree	Kentucky	2012
Garrick McGee	Oklahoma	2000-01
John McNulty	Penn State	1998-2002
Mark Michaels	Connecticut	2005-06
Gary Moeller	Ohio State	2001
Ted Monachino	Missouri	2006-09
Todd Monken	Knox College	2007-10
Patrick Mulrkey	Clemson	2012
Bill Musgrave	Oregon	2003-04
Tom Myslinski	Tennessee	2012
Nick Nicolau	Southern Connecticut State	1995-96
Tony Oden	Baldwin-Wallace	2012
Greg Olson	Central Washington	2012
Chris Palmer	Southern Connecticut State	1997-98
Jerry Palmieri	Montclair State	1995-2002
Larry Pasquale	Bridgeport (Conn.)	1995-99
John Pease	Utah	1995-2002
Jake Peetz	Nebraska	2012
Bob Petrino	Carroll (Mont.)	1999-2001
Kennedy Pola	Southern California	2005-09
Mike Priefer	Navy	2002
Robert Prince	Humboldt State	2007-08
Ron Prince	Appalachian State	2012
Russ Purnell	Whittier College	2009-11
Alvin Reynolds	Indiana State	2003-07
Luke Richesson	Kansas	2009-11
Alfredo Roberts	Miami (Fla.)	2003-06
Pete Rodriguez	Western State	2004-06
Cedric Scott	Southern Mississippi	2012
Lucious Selmon	Oklahoma	1995-2002
Steve Shafer	Utah State	2003-04
Mike Sheppard	California Lutheran	2011
Mike Shula	Alabama	2007-10
Charlie Skalaski	Florida	2012
Carl Smith	Cal Poly-SLO	2005-06
Mike Smith	East Tennessee	2003-07
Tony Sparano	New Haven (Conn.)	2002
Paul Spicer	Saginaw Valley State	2012
Jerry Sullivan	Delta State	2012
Mike Sullivan	Army	2002-03
Steve Szabo	Navy	1995-2002
Mike Tice	Maryland	2006-09
Mel Tucker	Wisconsin	2009-12
Cory Undlin	California Lutheran	2009-11
Brian VanGorder	Wayne State	2005
Steve Walters	Arkansas	2005-06
Gregg Williams	Northeast Missouri State	2008
Tom Williams	Washington	2007-08

JERSEY NUMBERS

- 1 — Mike Hollis (1995-2001), John Carney (2007), Matt Turk (2011)
- 2 — Steve Lindsey (1999-2000), Chris Hanson (2001-06), Nick Harris (2011)
- 3 — Jaret Holmes (2001), Tim Seder (2002), Mark Royals (2003), Adam Podlesh (2007-10)
- 4 — Bryan Barker (1995-2000), Todd Bouman (2007, 2010)

- 5 — Todd Philcox (1996), Jim Tarle (2000-01), Danny Boyd (2002), Quinn Gray (2003-07), Trent Edwards (2010)
- 6 — Hayden Epstein (2002), Seth Marler (2003-04), Steve Weatherford (2008)
- 7 — Steve Beuerlein (1995), Will Furrer (1998), Richie Cunningham (2002), Byron Leftwich (2003-06), Chad Henne (2012)
- 8 — Mark Brunell (1995-2003)
- 9 — Brad Goebel (1995), David Garrard (2002-10)
- 10 — Jamie Martin (1998, 2000), Roderick Robinson (2001), Kent Graham (2002), Josh Scobee (2004-12)
- 11 — Rob Johnson (1995-97), Jay Fiedler (1999), Reggie Williams (2004-08), Mike Sims-Walker (2009-10), Blaine Gabbert (2011-12)
- 12 — Jim Miller (1997), Jonathon Quinn (1998-2001), Paul Smith (2008), Luke McCown (2009-11), Mike Brown (2012)
- 13 — Quan Cosby (2012)
- 14 — Jamar Newsome (2011), Justin Blackmon (2012)
- 15 — John Broussard (2007), Mike Sims-Walker (2011), Taylor Price (2011)
- 16 — Steve Matthews (1997), Troy Edwards (2004), Nate Hughes (2009), Jordan Shipley (2012)
- 17 — Phil Stambaugh (2001), Jimmy Redmond (2003), Charles Sharon (2006-07), Cleo Lemon (2008), John Matthews (2010), Chastin West (2011), Toney Clemons (2012)
- 18 — Troy Edwards (2003), Matt Jones (2005-08), Jerrell Jackson (2012)
- 19 — Ernest Wilford (2004-07), Tiquan Underwood (2009-10), Bryan Anger (2012)
- 20 — Chris Hudson (1995), Natrone Means (1996-97), Donovan Darius (1998-2006), Scott Starks (2007), Pierson Prioleau (2008), Kennard Cox (2009), Anthony Smith (2009-10), Terrence Wheatley (2010), Rod Issac (2011), David Jones (2011), Mike Harris (2012)
- 21 — Deral Boykin (1995), Tommy Johnson (1995), Aaron Beasley (1996-2001), Steve Smith (2002), Brad Franklin (2003), Juran Bolden (2004), Terry Cousin (2005-07), Drayton Florence (2008), Derek Cox (2009-12)
- 22 — Bucky Brooks (1996-97), Tavian Banks (1998-99), Frank Moreau (2001), Reggie White (2001), Robert Bean (2002), LaBrandon Toefield (2003-07), William James (2008), Don Carey (2010), Kevin Rutland (2011-12)
- 23 — Randy Jordan (1995-97), Cordell Taylor (1998), Corey Chamblin (1999), Anthony Johnson (2000), Ike Charlton (2002), Ray Perryman (2003-04), Dee Webb (2006), Jamaal Fudge (2007), Rashad Jennings (2009-10, 2012)
- 24 — Harry Colon (1995), Rashid Gayle (1996), Chris Howard (1998-2000), Craig Miller (2000), Delvin Brown (2001), Kiwaukee Thomas (2003-04), Montell Owens (2006-12)
- 25 — Mickey Washington (1995-96), Curtis Anderson (1997), Fernando Bryant (1999-2003), Kenny Wright (2005), Ahmad Carroll (2006), Reggie Nelson (2007-09), Michael Hamlin (2010), Dwight Lowery (2011-12)
- 26 — Rogerick Green (1995), Kevin Devine (1997-98), Rayna Stewart (1999-2000), Ainsley Battles (2001-02), Blue Adams (2003), David Richardson (2004-06), Sammy Knight (2007), Omare Hand (2008), Kennard Cox (2008), Brian Russell (2009), Michael Coe (2009-10), Chevis Jackson (2010), Dawan Landry (2011-12)
- 27 — Vinnie Clark (1995-96), Deon Figures (1997-98), Shad Criss (2000), Earthwind Moreland (2001), Damen Wheeler (2001), Rashean Mathis (2003-12)
- 28 — Monty Grow (1995), Dana Hall (1996-97), Fred Taylor (1998-2008)
- 29 — Darren Carrington (1995), Ricky Parker (1997), Tawambi Settles (1998), Jason Craft (1999-2003), Chris Thompson (2004), Brian Williams (2006-08), William Middleton (2009-12)
- 30 — Darren Studstill (1995-96), Michael Swift (2000), Dewayne Washington (2004), Kennard Cox (2009), Drew Coleman (2011), Jordan Todman (2012)
- 31 — Daimon Shelton (1997-2000), Patrick Washington (2001-02), Chris Brown (2003), Scott Starks (2005-06, 2009), Aaron Glenn (2007), David Jones (2010), Ashton Youboty (2011), Aaron Ross (2012)
- 32 — Vaughn Dunbar (1995), Mike Logan (1997-2000), Marlon McCree (2001-03), David Allen (2004), Maurice Jones-Drew (2006-12)
- 33 — James Stewart (1995-99), Shyrone Stith (2000), James Trapp (2003), Greg Jones (2004-12)
- 34 — Reggie Cobb (1995), Roger Graham (1996), Zack Crockett (1998), Stacey Mack (1999-2002), David Allen (2003), Alvin Pearman (2005-06), Lamont Thompson (2007), Chauncey Washington (2008), T.J. Heath (2011), Trumaine McBride (2011), Jalen Parmele (2012)
- 35 — Le'Shai Maston (1995-96), Elvis Joseph (2001-02), Deke Cooper (2003-05), Deji Karim (2010-11), Keith Toston (2012)
- 36 — Ryan Christopherson (1995-96), Ron Janes (1998), Renard Cox (2001), Derrick Wimbush (2005-06), Isaiah Gardner (2008), Courtney Greene (2009-11), Antwaun Molden (2012)
- 37 — Chris Hudson (1996-98), Carnell Lake (1999-2000), David Young (2003), Deon Grant (2004-06), Calvin Lowry (2008), Sean Considine (2009-10), Morgan Trent (2011)
- 38 — Mike Dumas (1995), Blaine McElmurry (1998-99), Dan Alexander (2002), Chris Roberson (2005-06), Brian Witherspoon (2008-09), Darcel McBath (2011), C.C. Brown (2011), Antwon Blake (2012)
- 39 — Chris Parker (1997), Alvin Pearman (2008), Richard Murphy (2012)
- 40 — Gordon Laro (1995), Robert Massey (1996), Malaefoe MacKenzie (2003), Rich Alexis (2005), DuJuan Harris (2011)
- 41 — Dave Thomas (1995-99), Kiwaukee Thomas (2000-02), Nick Sorensen (2003-06), Tyrone Brackenridge (2009-10), Akwasi Owusu-Ansah (2011)
- 42 — Ricky Bell (1996), Chad Dukes (2000), James Boyd (2001-02), Anthony Mitchell (2003), Jamaal Fudge (2006), Chad Nkang (2007-08), Gerald Alexander (2009-10), Chris Proskinski (2011-12)
- 43 — George Jones (1998), Jermaine Williams (2000), Gerald Sensabaugh (2005-08), Chris Harris (2012)
- 44 — Bryan Dickerson (1995), Marc Edwards (2003-04), Brock Bolen (2009-11)
- 45 — Travis Davis (1995-98), JoJuan Armour (1999), Erik Olson (2000), Chris Fuamatu-Ma'afala (2003-04), Will Ta'ufo'ou (2012)
- 48 — Chris Griffin (1996), Jeremy Cain (2009-12)
- 49 — Ty Hallock (1997)
- 50 — Tom Myslinski (1995), Eddie Robinson (1996-97), Erik Storz (1998-2000), Joe Wesley (2001), Tony Gilbert (2003-07), Russell Allen (2009-12)
- 51 — Mark Williams (1995), Kevin Hardy (1996-01), Akin Ayodele (2002-05), Clint Ingram (2006-09), Paul Posluszny (2011-12)



JAGUARS ALL-TIME ROSTER



- 52 — Brant Boyer (1995-2000), Eric Westmoreland (2001-03), Daryl Smith (2004-12)
- 53 — Santo Stephens (1995), Nate Dingle (1996), Eddie Mason (1998), T.J. Slaughter (2000-03), Hakim Akbar (2003), Pat Thomas (2005-07), Shantee Orr (2007), Thomas Williams (2008), Bryan Smith (2009), Eric Alexander (2010), Slade Norris (2010), Brandon Marshall (2012)
- 54 — Keith Goganious (1995), Ty Hallock (1996), James Hamilton (1997-98), Chester Burnett (1999), Troy Pelshak (2000), Donny Green (2001), Mike Peterson (2003-08), Quentin Groves (2009), Alvin Bowen (2010), Greg Jones III (2012)
- 55 — Tom McManus (1995-99), Danny Clark (2000-03), Greg Favors (2004-05), Nick Greisen (2006), Roy Manning (2007), Adam Seward (2009), Chris Harrington (2009), Kirk Morrison (2010), Clint Session (2011)
- 56 — Jeff Lageman (1995-98), Lonnie Marts (1999), Hardy Nickerson (2000-01), Bobby Brooks (2002), Shannon Taylor, (2003), Deon Humphrey (2003), Jason Gildon (2004), Kenny Pettway (2006), Justin Durant (2007-10), Kyle Bosworth (2011-12)
- 57 — Jeff Kopp (1996-98), Reggie Lowe (1998), Corey Terry (1999), Joseph Tuipala (2001-02), Tommy Hendricks (2004), Jamie Winborn (2005), Brent Hawkins (2006-07), Tim Shaw (2008), James Wyche (2009), Torrance Daniels (2009), Kevin Bentley (2011), Julian Stanford (2012)
- 58 — Bryan Schwartz (1995-99), Lonnie Marts (2000), Jeff Posey (2001), Wali Rainer (2002), Hugh Douglas (2003), Jorge Cordova (2004-07), Marquis Cooper (2007), Jacob Cutrera (2010), Stephen Franklin (2011), Aaron Morgan (2012)
- 59 — Reggie Clark (1995-96), Edward Thomas (2000-02), Keith Mitchell (2003), Jimmy McClain (2004), Tracy White (2005), Brian Iwuh (2006-09), Larry Hart (2010), Mike Lockley (2011), Jammie Kirlaw (2011), Ryan Davis (2012)
- 60 — Sammy Williams (2003), Mike Brewster (2012)
- 61 — Emarlos Leroy (1999), Dan Connolly (2005-06), Drew Miller (2008)
- 62 — Ben Coleman (1995-99), Dennis Norman (2004-08), John Estes (2011)
- 63 — Frank Cornish (1995), Michael Cheever (1996-98), Brad Meester (2000-12)
- 64 — John Jurkovic (1996-98), Aaron Koch (2000-02), Jamar Nesbit (2003), Milford Brown (2008), Cecil Newton (2009)
- 65 — Bronzell Miller (1995), Quentin Neujahr (1998-2000), Chris Naeole (2002-08), Kynan Forney (2009), Will Rackley (2011)
- 66 — Shawn Bouwens (1995), Greg Huntington (1996-97), John Wade (1998-2002), Brett Romberg (2003-05), Derek Landri (2007-09), Justin Smiley (2010), Steve Vallos (2012)
- 67 — Jeff Novak (1995-98), Steve Ingram (1999), Gannon Shepherd (2000-01), Daryl Terrell (2002), Vince Manuwai (2003-10), Jason Spitz (2011), Austin Pasztor (2012)
- 68 — Bruce Wilkerson (1995), Mark Nori (1997-98), Brenden Stai (2000), Derrick Fletcher (2004-05), Guy Whimper (2010-12)
- 69 — Eugene Chung (1995), Mark Baniewicz (2000-01), Roger Chanoine (2002), Khalif Barnes (2005-08), Leger Douzable (2010-11)
- 70 — Patrick Venzke (2001), Bob Whitfield (2004), Wayne Hunter (2006), Todd Wade (2008), Cameron Stephenson (2009)
- 71 — Tony Boselli (1995-2001)
- 72 — Leon Searcy (1996-2000), Steve Zahursky (2001), Derrick Chambers (2001), Mike Pearson (2002-05), Charles Spencer (2008), Jordan Black (2008), Tra Thomas (2009), Kevin Haslam (2010), Mark Asper (2012), Herb Taylor (2012)
- 73 — Brian DeMarco (1995-98), Jeff Smith (2000-01), Dave Kadela (2002), Stockar McDougale (2006-07), Jimmy Kennedy (2008), Eben Britton (2009-12)
- 74 — Jimmy Herndon (1996), Lamanzer Williams (1998), Chris White (1999), Joe Chustz (2000), Maurice Williams (2001-09), Aaron Kampman (2010-11)
- 75 — Eric Curry (1998-99), Michael Mason (2000), Marcellus Wiley (2005-06), Stefan Rodgers (2008), Eugene Monroe (2009-12)
- 76 — Rich Tylski (1996-99), Dwayne Ledford (2000), Leander Jordan (2002-03), Ephraim Salaam (2004-05), Richard Collier (2006-07), Daniel Baldrige (2010, 2012)
- 77 — Andre Davis (1996), Zach Wiegert (1999-2002), Marques Ogden (2003), Mike Compton (2004), Uche Nwaneri (2007-12)
- 78 — Greg Huntington (1995), Todd Fordham (1997-2002), Elton Patterson (2004, 06), Martin Chase (2005), Tutan Reyes (2007-08), Jordan Black (2009-10), Cameron Bradfield (2011-12)
- 79 — Dave Widell (1995-97), Anthony Cesario (1999), Reggie Nelson (2000), Drew Inzer (2002), Tony Pashos (2007-08)
- 80 — Willie Jackson (1995-97), Kyle Brady (1999-2006), Isaac Smolko (2007), Jerry Porter (2008), Mike Thomas (2009-12)
- 81 — Desmond Howard (1995), Andre Rison (1996), Chris Griffin (1996), Will Moore (1997-98), R. Jay Soward (2000-01), Bobby Shaw (2002), Matthew Hatchette (2003), Mike Walker (2008), Torry Holt (2009), Kassim Osgood (2010-11), Laurent Robinson (2012)
- 82 — Jimmy Smith (1995-2005)
- 83 — Pete Mitchell (1995-98, 2002), Lenzie Jackson (1999), Greg DeLong (2000), Ryan Neufeld (2000), Joe Zelenka (2001), J.J. Stokes (2003), Kevin Johnson (2003), Todd Yoder (2004-05), Greg Estandia (2007-09), Jason Hill (2010-11), Colin Cloherty (2011-12), Stephen Spach (2012), Maurice Stovall (2012)
- 84 — Ernest Givins (1995), Terrence Warren (1995), Reggie Barlow (1996-2000), Sean Dawkins (2001), Patrick Johnson (2002), Jermaine Lewis (2003-04), Chad Owens (2005-07), Troy Williamson (2008-09), Cecil Shorts III (2011-12)
- 85 — Rich Griffith (1995-2000), Damon Gibson (2001-02), Henry Douglas (2002), Kevin Lockett (2002), Cortez Hankton (2003-06), Richard Angulo (2007-08), Ernest Wilford (2009-10), Martin Rucker (2011), Fendi Onobun (2011)
- 86 — Derek Brown (1995-97), Alvis Whitted (1998-2001), Micah Ross (2001-03), Troy Edwards (2003), Brian Jones (2004-05), Dennis Northcutt (2007-08), Zach Miller (2009-11), Micheal Spurlock (2012)
- 87 — Cedric Tillman (1995), Keenan McCardell (1996-2001), Jimmy Redmond (2002), George Wrihster (2003-08), Jarett Dillard (2009, 2011), Kevin Elliott (2012)
- 88 — Craig Keith (1995), Kendrick Bullard (1996), Ty Hallock (1996), Damon Jones (1997-2001), Joe Zelenka (2002-08), Zach Potter (2009-12)
- 89 — Curtis Marsh (1995-96), Troy Sadowski (1998), Emanuel Smith (2000), Randal Williams (2001), Ryan Prince (2001), Chris Luzar (2002-03), Mercedes Lewis (2006-12)
- 90 — James Williams (1995), Tony Brackens (1996-2003), Derrick Ransom (2004), James Wyche (2006), Grady Jackson (2007), Mkristo Bruce (2008), Julius Williams (2009), C.J. Mosley (2010), Matt Roth (2011), Andre Branch (2012)
- 91 — Paul Frase (1995-96), Seth Payne (1997-01), Marco Coleman (2002), Anthony Maddox (2004-05), Kenny Pettway (2007), Derrick Harvey (2008-10), George Selvie (2011-12)
- 92 — Don Davey (1995-98), James Roberson (1999), Rob Meier (2000-09), Austen Lane (2010-12)
- 93 — Ernie Logan (1995-96), Esera Tuaolo (1997), Jose White (1998), Kevin Landolt (1999), Emarlos Leroy (2000), Stalin Colinet (2002), Javor Mills (2002), Bobby McCray (2004-07), Quentin Groves (2008), Greg Peterson (2009), Tyson Alualu (2010-12)
- 94 — Kelvin Pritchett (1995-98), Larry Smith (1999-2002), Lionel Barnes (2003-04), Jim Davis (2005-06), Montavious Stanley (2006), Jeremy Mincey (2006-08, 2010-12), Jeremy Navarre (2009)
- 95 — Mike Thompson (1995), Jose White (1997), Bryce Paup (1998-99), Paul Spicer (2000-08), Montavious Stanley (2009), Corvey Irvin (2011), D'Anthony Smith (2012)
- 96 — Bernardo Carter (1995), Ashley Sheppard (1995), Clyde Simmons (1996-97), Fernando Smith (1998), Gary Walker (1999-2001), Chris Combs (2002), Matt Leonard (2003), Willie Blade (2004), Eddie Freeman (2004), Tony McDaniel (2006-08), Terrance Knighton (2009-12)
- 97 — Ray Hall (1995), Juan Hammonds (1996), Renaldo Wynn (1997-2001), Clenton Ballard (2002), Brandon Green (2003-04), Reggie Hayward (2005-09), Aaron Morgan (2010), John Chick (2011-12)
- 98 — Corey Mayfield (1995), Jabbar Threats (1997-98), Regan Upshaw (1999), David Richie (2000), John Henderson (2003-09), Nate Collins (2010-11), Jeris Pendleton (2012)
- 99 — Joel Smeenge (1995-2000), Marcus Stroud (2001-07), Atiyah Ellison (2008-09), Landon Cohen (2010), C.J. Mosley (2011-12)

RUSHING

YEAR	PLAYER	NO	YDS	AVG	LG	TD
1995	James Stewart	137	525	3.8	22	2
1996	James Stewart	190	723	3.8	34	8
1997	Natrone Means	244	823	3.4	20	9
1998	Fred Taylor	264	1,223	4.6	77t	14
1999	James Stewart	249	931	3.7	44t	13
2000	Fred Taylor	292	1,399	4.8	71	12
2001	Stacey Mack	213	877	4.1	54	9
2002	Fred Taylor	287	1,314	4.6	63t	8
2003	Fred Taylor	345	1,572	4.6	62	6
2004	Fred Taylor	260	1,224	4.7	46	2
2005	Fred Taylor	194	787	4.1	71t	3
2006	Fred Taylor	231	1,146	5.0	76	5
2007	Fred Taylor	223	1,202	5.4	80t	5
2008	Maurice Jones-Drew	197	824	4.2	46t	12
2009	Maurice Jones-Drew	312	1,391	4.5	80t	15
2010	Maurice Jones-Drew	299	1,324	4.4	37	5
2011	Maurice Jones-Drew	343	1,606	4.7	56	8
2012	Maurice Jones-Drew	86	414	4.8	59t	1

PASSING

YEAR	PLAYER	ATT	CMP	PCT	YDS	TD	INT	RTG
1995	Mark Brunell	346	201	58.1	2,168	15	7	82.6
1996	Mark Brunell	557	353	63.4	4,367	19	20	84.0
1997	Mark Brunell	435	264	60.7	3,281	18	7	91.2
1998	Mark Brunell	354	208	58.8	2,601	20	9	89.9
1999	Mark Brunell	441	259	58.7	3,060	14	9	82.0
2000	Mark Brunell	512	311	60.7	3,640	20	14	84.0
2001	Mark Brunell	473	289	61.1	3,309	19	13	84.1
2002	Mark Brunell	416	245	58.9	2,788	17	7	85.7
2003	Byron Leftwich	418	239	57.2	2,819	14	16	73.0
2004	Byron Leftwich	441	267	60.5	2,941	15	10	82.2
2005	Byron Leftwich	302	175	57.9	2,123	15	5	89.3
2006	David Garrard	241	145	60.2	1,735	10	9	80.5
2007	David Garrard	325	208	64.0	2,509	18	3	102.2
2008	David Garrard	535	335	62.6	3,620	15	13	81.7
2009	David Garrard	516	314	60.9	3,597	15	10	83.5
2010	David Garrard	366	236	64.5	2,734	23	15	90.8
2011	Blaine Gabbert	413	210	50.8	2,214	12	11	65.4
2012	Chad Henne	308	166	53.9	2,084	11	11	72.2

RECEPTIONS

YEAR	PLAYER	REC	YDS	AVG	LG	TD
1995	Willie Jackson	53	589	11.1	45	5
1996	Keenan McCardell	85	1,129	13.3	52	3
1997	Keenan McCardell	85	1,165	13.7	60	5
1998	Jimmy Smith	78	1,182	15.2	72t	8
1999	Jimmy Smith	116	1,636	14.1	62	6
2000	Keenan McCardell	94	1,207	12.8	67t	5
2001	Jimmy Smith	112	1,373	12.3	35t	8
2002	Jimmy Smith	80	1,027	12.8	47	7
2003	Jimmy Smith	54	805	14.9	67	4
2004	Jimmy Smith	74	1,172	15.8	65	6
2005	Jimmy Smith	70	1,023	14.6	45t	6
2006	Reggie Williams	52	616	11.8	48	4
2007	Ernest Wilford	45	518	11.5	35	3
2008	Matt Jones	65	761	11.7	35	2
2009	Mike Sims-Walker	63	869	13.8	61t	7
2010	Mike Thomas	66	820	12.4	50t	4
2011	Mike Thomas	44	415	9.4	47	1
2012	Justin Blackmon	64	865	13.5	81t	5

RECEIVING YARDS

YEAR	PLAYER	YDS	REC	AVG	LG	TD
1995	Willie Jackson	589	53	11.1	45	5
1996	Jimmy Smith	1,244	83	15.0	62	7
1997	Jimmy Smith	1,324	82	16.1	75	4
1998	Jimmy Smith	1,182	78	15.2	72t	8
1999	Jimmy Smith	1,636	116	14.1	62	6
2000	Jimmy Smith	1,213	91	13.3	65t	8
2001	Jimmy Smith	1,373	112	12.3	35t	8
2002	Jimmy Smith	1,027	80	12.8	47	7
2003	Jimmy Smith	805	54	14.9	67	4
2004	Jimmy Smith	1,172	74	15.8	65	6
2005	Jimmy Smith	1,023	70	14.6	45t	6
2006	Matt Jones	643	41	15.7	49	4
2007	Reggie Williams	629	38	16.6	80t	10
2008	Matt Jones	761	65	11.7	35	2
2009	Mike Sims-Walker	869	63	13.8	61t	7
2010	Mike Thomas	820	66	12.4	50t	4
2011	Mercedes Lewis	460	39	11.8	62	0
2012	Cecil Shorts III	979	55	17.8	80t	7

SCORING

YEAR	PLAYER	TD	TDR	TDP	PAT	FG	2PAT	PTS
1995	Mike Hollis	0	0	0	27	20	0	87
1996	Mike Hollis	0	0	0	27	30	0	117
1997	Mike Hollis	0	0	0	41	31	0	134
1998	Mike Hollis	0	0	0	45	21	0	108
1999	Mike Hollis	0	0	0	37	31	0	130
2000	Mike Hollis	0	0	0	33	24	0	105
2001	Mike Hollis	0	0	0	29	18	0	83
2002	Stacey Mack	9	9	0	0	0	0	54
2003	Seth Marler	0	0	0	30	20	0	90
2004	Josh Scobee	0	0	0	21	24	0	93
2005	Josh Scobee	0	0	0	38	23	0	107
2006	Josh Scobee	0	0	0	41	26	0	119
2007	Josh Scobee	0	0	0	26	12	0	62
2008	Josh Scobee	0	0	0	33	19	0	90
2009	Maurice Jones-Drew	16	15	1	0	0	0	96
2010	Josh Scobee	0	0	0	41	22	0	107
2011	Josh Scobee	0	0	0	24	23	0	93
2012	Josh Scobee	0	0	0	18	25	0	93

PUNT RETURNS

YEAR	PLAYER	NO	FC	YDS	AVG	LG	TD
1995	Desmond Howard	24	8	246	10.3	40	0
1996	Chris Hudson	32	12	348	10.9	60	0
1997	Reggie Barlow	36	16	412	11.4	52	0
1998	Reggie Barlow	43	14	555	12.9	85t	1
1999	Reggie Barlow	38	17	414	10.9	74t	1
2000	Reggie Barlow	29	14	200	6.9	21	0
2001	Damon Gibson	38	22	333	8.8	24	0
2002	Bobby Shaw	25	17	310	12.4	69t	1
2003	David Allen	27	15	324	12.0	52	0
2004	Jermaine Lewis	23	7	227	9.9	50	0
2005	Alvin Pearman	49	15	410	8.4	24	0
2006	Alvin Pearman	32	16	283	8.8	29	0
2007	Dennis Northcutt	26	13	240	9.2	37	0
2008	Brian Witherspoon	17	9	192	11.3	38	0
2009	Mike Thomas	14	4	118	8.4	44	0
2010	Mike Thomas	34	7	358	10.5	78t	1
2011	Mike Thomas	19	5	88	4.6	28	0
2012	Jordan Shipley	10	1	75	7.5	15	0



YEARLY LEADERS



KICKOFF RETURNS

YEAR	PLAYER	NO	YDS	AVG	LG	TD
1995	Jimmy Smith	24	540	22.5	89t	1
1996	Randy Jordan	26	553	21.3	73	0
1997	Willie Jackson	32	653	20.4	38	0
1998	Reggie Barlow	30	747	24.9	91	0
1999	Reggie Barlow	19	396	20.8	56	0
2000	Shyrone Stith	33	785	23.8	47	0
2001	Damon Gibson	26	511	19.7	35	0
2002	Elvis Joseph	27	562	20.8	53	0
2003	David Allen	41	831	20.3	61	0
2004	Jermaine Lewis	21	386	18.4	26	0
2005	Derrick Wimbush	39	955	24.5	91t	1
2006	Maurice Jones-Drew	31	860	27.7	93t	1
2007	Maurice Jones-Drew	31	811	26.2	100t	1
2008	Brian Witherspoon	52	1,250	24.0	51	0
2009	Mike Thomas	26	644	24.8	43	0
2010	Deji Karim	50	1,248	25.0	65	0
2011	Deji Karim	27	652	24.1	37	0
2012	Rashad Jennings	10	241	24.1	29	0

SACKS

YEAR	PLAYER	SKS
1995	Joel Smeenge	4.0
1996	Clyde Simmons	7.5
1997	Clyde Simmons	8.5
1998	Joel Smeenge	7.5
1999	Tony Brackens	12.0
2000	Tony Brackens	7.5
2001	Tony Brackens	11.0
2002	Marcus Stroud	6.5
2002	John Henderson	6.5
2003	Tony Brackens	6.0
2004	Greg Favors	5.5
2004	John Henderson	5.5
2005	Reggie Hayward	8.5
2006	Bobby McCray	10.0
2007	Paul Spicer	7.5
2008	Reggie Hayward	4.5
2009	John Henderson	3.0
2010	Jeremy Mincey	5.0
2011	Jeremy Mincey	8.0
2012	Tyson Alualu	3.5

PUNTING

YEAR	PLAYER	NO	YDS	AVG	NET	TB	IN20	LG	BL
1995	Bryan Barker	82	3,591	43.8	38.6	5	19	63	0
1996	Bryan Barker	69	3,016	43.7	35.6	8	16	62	0
1997	Bryan Barker	66	2,964	44.9	38.8	8	27	64	0
1998	Bryan Barker	85	3,824	45.0	38.5	11	28	65	0
1999	Bryan Barker	78	3,260	41.8	36.9	6	32	83	0
2000	Bryan Barker	76	3,194	42.0	34.4	5	29	65	0
2001	Chris Hanson	82	3,577	43.6	37.1	12	24	59	0
2002	Chris Hanson	81	3,583	44.2	37.6	10	27	64	0
2003	Mark Royals	45	1,852	41.2	34.8	5	9	51	0
2004	Chris Hanson	84	3,592	42.8	35.5	9	28	69	0
2005	Chris Hanson	82	3,517	42.9	36.9	11	33	74	1
2006	Chris Hanson	72	2,920	40.6	33.4	7	20	58	1
2007	Adam Podlesh	54	2,249	41.6	36.9	2	14	76	0
2008	Adam Podlesh	46	1,989	43.2	36.6	5	12	60	0
2009	Adam Podlesh	72	3,017	41.9	38.3	5	23	64	0
2010	Adam Podlesh	57	2,496	43.8	39.2	7	26	63	0
2011	Nick Harris	72	3,075	42.7	37.9	5	13	55	0
2012	Bryan Anger	91	4,353	47.8	40.8	5	31	73	1

TACKLES

YEAR	PLAYER	TKLS
1995	Bryan Schwartz	161
1996	Eddie Robinson	165
1997	Bryan Schwartz	165
1998	Kevin Hardy	186
1999	Kevin Hardy	153
2000	Kevin Hardy	149
2001	Hardy Nickerson	230
2002	Wali Rainer	188
2003	Mike Peterson	167
2004	Mike Peterson	178
2005	Mike Peterson	190
2006	Daryl Smith	170
2007	Sammy Knight	132
2008	Mike Peterson	139
2009	Daryl Smith	150
2010	Daryl Smith	156
2011	Paul Posluszny	192
2012	Paul Posluszny	231

INTERCEPTIONS

YEAR	PLAYER	NO	YDS	AVG	LG	TD
1995	Harry Colon	3	46	15.3	41	0
1996	Chris Hudson	2	25	12.5	21	0
	Kevin Hardy	2	19	9.5	13	0
	Dave Thomas	2	7	3.5	8	0
	Travis Davis	2	0	0.0	0	0
1997	Deon Figures	5	48	9.6	32	0
1998	Aaron Beasley	3	35	11.7	34	0
	Chris Hudson	3	10	3.3	8	0
1999	Aaron Beasley	6	200	33.3	93t	2
2000	Rayna Stewart	2	37	18.5	24	0
	Donovin Darius	2	26	13.0	21	0
	Mike Logan	2	14	7.0	14	0
2001	Hardy Nickerson	3	4	1.3	2	0
	Aaron Beasley	3	0	0.0	0	0
2002	Marlon McCree	6	129	21.5	53	0
2003	Mike Peterson	3	8	2.7	7	0
2004	Donovin Darius	5	80	16.0	37	0
	Rashean Mathis	5	42	8.4	21	0
2005	Rashean Mathis	5	79	15.8	41t	1
2006	Rashean Mathis	8	146	18.3	55	0
2007	Reggie Nelson	5	76	15.2	37	0
2008	Rashean Mathis	4	151	37.8	72t	2
	Gerald Sensabaugh	4	38	9.5	23	0
2009	Derek Cox	4	6	1.5	6	0
2010	Derek Cox	4	14	3.5	14	0
2011	Dawan Landry	2	28	14.0	28	0
	Dwight Lowery	2	26	13.0	30	0
	Morgan Trent	2	17	8.5	22	0
	Drew Coleman	2	9	4.5	8	0
	Paul Posluszny	2	2	1.0	2	0
2012	Derek Cox	4	18	4.5	16	0



RUSHING YARDS

PLAYER	YEARS	NO	YARDS	AVG	LG	TD
Fred Taylor	1998-2008	2,428	11,271	4.6	80t	62
Maurice Jones-Drew	2006-12	1,570	7,268	4.6	80t	63
James Stewart	1995-99	765	2,951	3.9	44t	33
Mark Brunell	1995-2003	429	2,219	5.2	38	14
David Garrard	2002-10	380	1,746	4.6	41t	17
Stacey Mack	1999-2002	372	1,498	4.0	54	19
Natrone Means	1996-97	396	1,330	3.4	35	11
Greg Jones	2004-12	270	911	3.4	27	10

PASSING YARDS

PLAYER	YEARS	COMP	ATT	PCT	YARDS	TD	INT	RTG
Mark Brunell	1995-2003	2,184	3,616	60.4	25,698	144	86	85.4
David Garrard	2002-10	1,406	2,281	61.6	16,003	89	54	85.8
Byron Leftwich	2003-06	789	1,344	58.7	9,042	51	36	80.5
Blaine Gabbert	2011-12	372	691	53.8	3,876	21	17	70.2
Chad Henne	2012	166	308	53.9	2,084	11	11	72.2
Quinn Gray	2003-07	101	180	56.1	1,252	12	5	88.5
Steve Beuerlein	1995	71	142	50.5	952	4	7	60.5
Jonathan Quinn	1998-2001	66	125	52.8	748	3	4	65.7
Jamie Martin	1998, 2000	49	78	62.8	662	4	1	101.5

RECEPTIONS

PLAYER	YEARS	REC	YARDS	AVG	LG	TD
Jimmy Smith	1995-2005	862	12,287	14.3	75	67
Keenan McCardell	1996-2001	499	6,393	12.8	67t	30
Maurice Jones-Drew	2006-12	292	2,559	8.8	75	11
Fred Taylor	1998-2008	286	2,361	8.3	78t	8
Mercedes Lewis	2006-12	272	3,224	11.9	62	21
Kyle Brady	1999-2006	241	2,500	10.4	42t	13
Pete Mitchell	1995-98, 2002	191	2,091	10.9	45	11
Reggie Williams	2004-08	189	2,322	12.3	80t	18
Mike Thomas	2009-12	171	1,768	10.3	50t	6
Matt Jones	2005-08	166	2,153	13.0	49	15

RECEIVING YARDS

PLAYER	YEARS	YARDS	REC	AVG	LG	TD
Jimmy Smith	1995-2005	12,287	862	14.3	75	67
Keenan McCardell	1996-2001	6,393	499	12.8	67t	30
Mercedes Lewis	2006-12	3,224	272	11.9	62	21
Maurice Jones-Drew	2006-12	2,559	292	8.8	75	11
Kyle Brady	1999-2006	2,500	241	10.4	42t	13
Fred Taylor	1998-2008	2,361	286	8.3	78t	8
Reggie Williams	2004-08	2,322	189	12.3	80t	18
Matt Jones	2005-08	2,153	166	13.0	49	15
Ernest Wilford	2004-07,09-10	2,120	153	13.9	46	15

DEFENSE - SACKS

PLAYER	YEARS	SACKS
Tony Brackens	1996-2003	55.0
Joel Smeenge	1995-2000	34.0
John Henderson	2002-09	29.0
Kevin Hardy	1996-2001	28.5
Paul Spicer	2000-08	28.5
Gary Walker	1999-2001	22.5
Marcus Stroud	2001-07	22.0
Bobby McCray	2003-07	22.0
Rob Meier	2000-09	21.5
Daryl Smith	2004-12	21.5

SCORING

PLAYER	YEARS	TD	TDR	TDP	TDRt	PAT	FG	2PT	POINTS
Josh Scobee	2004-12	0	0	0	0	272	192	0	848
Mike Hollis	1995-2001	0	0	0	0	239	175	0	764
Maurice Jones-Drew	2006-12	76	63	11	2	0	0	0	456
Fred Taylor	1998-2008	70	62	8	0	0	0	2	424
Jimmy Smith	1995-2005	69	0	67	2	0	0	2	418
James Stewart	1995-99	38	33	5	0	0	0	0	228
Keenan McCardell	1996-2001	30	0	30	0	0	0	5	190
Mercedes Lewis	2006-12	21	21	0	0	0	0	0	126
Stacey Mack	1999-2002	20	19	1	0	0	0	0	120
Reggie Williams	2004-08	18	0	18	0	0	0	2	112
David Garrard	2002-10	17	17	0	0	0	0	3	108

PUNT RETURN AVERAGE

PLAYER	YEARS	NO	FC	YARDS	AVG	LG	TD
Bobby Shaw	2002	25	17	310	12.4	69t	1
Brian Witherspoon	2008-09	24	12	270	11.3	42	0
David Allen	2003-04	42	17	468	11.1	52	0
Chris Hudson	1995-98	32	12	348	10.9	60	0
Reggie Barlow	1997-2000	146	61	1,581	10.8	85t	2
Desmond Howard	1995	24	8	246	10.3	40	0
Mike Thomas	2009-12	75	17	620	8.3	78t	1

KICK RETURN AVERAGE

PLAYER	YEARS	NO	YARDS	AVG	LG	TD
Maurice Jones-Drew	2006-12	79	2,054	26.0	100t	2
Deji Karim	2010-11	77	1,900	24.7	65	0
Mike Thomas	2009-12	28	678	24.2	43	0
Derrick Wimbush	2005-06	47	1,136	24.2	91t	1
Brian Witherspoon	2008-09	76	1,818	23.9	51	0
Shyrone Stith	2000	33	785	23.8	47	0
Mike Logan	1997-2000	29	675	23.4	53	0
Reggie Barlow	1997-2000	70	1,634	23.3	92t	1
Tiquan Underwood	2009-10	26	599	23.0	53	0

DEFENSE - INTERCEPTIONS

PLAYER	YEARS	NO	YARDS	AVG	LG	TD
Rashean Mathis	2003-12	30	512	17.1	72t	3
Aaron Beasley	1996-2001	15	279	18.6	93t	2
Donovin Darius	1998-2006	14	189	13.5	39	0
Derek Cox	2009-12	12	38	3.2	16	0
Chris Hudson	1995-98	8	61	7.6	23	0
Mike Peterson	2003-08	8	89	11.1	26t	1

DEFENSE - TACKLES

PLAYER	YEARS	TACKLES
Daryl Smith	2004-12	1,096
Donovin Darius	1998-2006	858
Mike Peterson	2003-08	837
Kevin Hardy	1996-2001	789
John Henderson	2002-09	563
Rashean Mathis	2003-12	562
Akin Ayodele	2002-05	489
Bryan Schwartz	1995-97	487
Tony Brackens	1996-2003	469
Marcus Stroud	2001-07	457



1995 STATISTICS (4-12)



HEAD COACH: TOM COUGHLIN

STANDINGS: FIFTH IN AFC CENTRAL

DATE	OPPONENT	SCORE	W/L	ATT
Sept. 3	HOUSTON	3-10	L	72,363
Sep. 10	at Cincinnati	17-24	L	48,318
Sep. 17	at N.Y. Jets	10-27	L	49,970
Sep. 24	GREEN BAY	14-24	L	66,744
Oct. 1	at Houston	17-16	W	36,346
Oct. 8	PITTSBURGH	20-16	W	72,042
Oct. 15	CHICAGO	27-30	L	72,020
Oct. 22	at Cleveland	23-15	W	64,405
Oct. 29	at Pittsburgh	7-24	L	54,516
Nov. 5	Open date			
Nov. 12	SEATTLE	30-47	L	71,290
Nov. 19	at Tampa Bay	16-17	L	71,629
Nov. 26	CINCINNATI	13-17	L	68,249
Dec. 3	at Denver	23-31	L	72,231
Dec. 10	INDIANAPOLIS	31-41	L	66,099
Dec. 17	at Detroit	0-44	L	70,204
Dec. 24	CLEVELAND	24-21	W	66,007

	JAX	OPP
TOTAL FIRST DOWNS	283	320
Rushing	100	121
Passing	154	177
Penalty	29	22
3rd Down: Made/Att.	74/205	107/222
3rd Down Pct.	36.1	48.2
4th Down: Made/Att.	6/15	10/16
4th Down Pct.	40.0	62.5
POSSESSION AVG.	28:37	31:23
TOTAL NET YARDS	4,495	5,515
Average Per Game	280.9	344.7
Total Plays	962	1,030
Average Per Play	4.7	5.4
NET YARDS RUSHING	1,705	2,003
Average Per Game	106.6	125.2
Total Rushes	410	504
NET YARDS PASSING	2,790	3,512
Average Per Game	174.4	219.5
Sacked/Yards Lost	57/354	17/72
Gross Yards	3,144	3,584
Att./Comp.	495/275	509/304
Completion Pct.	55.6	59.7
Had Intercepted	15	13
PUNTS/AVERAGE	82/43.8	61/42.0
NET PUNTING AVG.	38.6	36.1
PENALTIES/YARDS	121/970	102/958
FUMBLES/BALL LOST	23/13	22/11
TOUCHDOWNS	31	46
Rushing	9	17
Passing	19	28
Returns	3	1

BY PERIODS	1	2	3	4	OT	PTS
Jaguars	64	67	28	116	0	275
Opponents	75	138	91	100	0	404

SCORING	TDR	PA	RT	PAT	FG	S	TP
Hollis	0	0	0	0	27/28	20/27	0 87
Jackson	5	0	5	0			0 32
Smith	5	0	3	2			0 30
Brunell	4	4	0	0			0 24
Givins	3	0	3	0			0 18
Stewart	3	2	1	0			0 18
Tillman	3	0	3	0			0 18
Dunbar	2	2	0	0			0 12
Mitchell	2	0	2	0			0 12
Christopherson	1	0	0	0			0 6
Howard	1	0	1	0			0 6
Jordan	1	0	1	0			0 6
Washington	1	0	0	1			0 6
Jaguars	31	9	19	3	27/28	20/27	0 275
Opponents	46	17	28	1	45/45	27/31	1 404

RUSHING	NO	YDS	AVG	LG	TD
Stewart	137	525	3.8	22	2
Brunell	67	480	7.2	27t	4
Dunbar	110	361	3.3	26	2
Maston	41	186	4.5	21	0
Jordan	21	62	3.0	10	0
Beuerlein	5	32	6.4	13	0
Cobb	9	18	2.0	5	0
Johnson	3	17	5.7	7	0
Christopherson	16	16	1.0	10	1
Howard	1	8	8.0	8	0
Jaguars	410	1,705	4.2	27t	9
Opponents	504	2,003	4.0	86t	17

RECEIVING	NO	YDS	AVG	LG	TD
Jackson	53	589	11.1	45	5
Mitchell	41	527	12.9	35	2
Tillman	30	368	12.3	28	3
Givins	29	280	9.7	18	3
Howard	26	276	10.6	24	1
J. Smith	22	288	13.1	33	3
Stewart	21	190	9.0	38	1
Maston	18	131	7.3	19	0
Griffith	16	243	15.2	39	0
Marsh	7	127	18.1	34	0
Jordan	5	89	17.8	71t	1
Keith	3	20	6.7	9	0
Dunbar	2	11	5.5	8	0
Laro	1	6	6.0	6	0
Christopherson	1	-1	-1.0	-1	0
Jaguars	275	3,144	11.4	71t	19
Opponents	304	3,584	11.8	68t	28

INTERCEPTIONS	NO	YDS	AVG	LG	TD
Colon	3	46	15.3	41	0
Williams	2	19	9.5	16	0
Goganious	2	11	5.5	6	0
Washington	1	48	48.0	48t	1
Carrington	1	17	17.0	17	0
Smeenge	1	12	12.0	12	0
Grow	1	2	2.0	2	0
Clark	1	0	0.0	0	0
Dumas	1	0	0.0	0	0
Jaguars	13	155	11.9	48t	1
Opponents	15	178	11.9	45	0

PUNTING	NO	YDS	AVG	NET	TB	IN	LG	B
Barker	82	3,591	43.8	38.6	5	19	63	0
Jaguars	82	3,591	43.8	38.6	5	19	63	0
Opponents	61	2,564	42.0	36.1	6	30	58	1

PUNT RET.	NO	FC	YDS	AVG	LG	TD
Howard	24	8	246	10.3	40	0
Givins	2	0	-7	-3.5	-1	0
Tillman	2	0	6	3.0	9	0
Jackson	1	0	-2	-2.0	-2	0
Jaguars	29	8	243	8.4	40	0
Opponents	45	11	323	7.2	25	0

KICKOFF RET.	NO	YDS	AVG	LG	TD
J. Smith	24	540	22.5	89t	1
Jackson	19	404	21.3	47	0
Marsh	15	323	21.5	39	0
Howard	10	178	17.8	24	0
Dunbar	2	32	16.0	21	0
Jordan	2	41	20.5	21	0
Griffith	1	9	9.0	9	0
Maston	1	5	5.0	5	0
Jaguars	74	1,532	20.7	94t	1
Opponents	54	1,278	23.7	95t	1

2-point conversions: W. Jackson, Jaguars 1-3. Opponents 0-1

FGS	1-19	20-29	30-39	40-49	50+
Hollis	0/0	7/9	7/8	4/7	2/3
Jaguars	0/0	7/9	7/8	4/7	2/3
Opponents	2/21	10/10	9/9	5/8	1/2

Hollis: (36N, 26G), (29G), (34G), (), (22G), (53G, 32G), (47N, 49G, 40G, 54N), (31G), (), (26G, 50G, 29G), (22G), (41N, 47B, 36G, 39G), (47G), (27B, 37G), (27N), (42G, 21G, 34G)
Opponents: (19G), (42G, 48N), (21G, 48G), (47N, 49G), (29G, 53G, 32G, 52N), (41G, 19G, 22G), (25G, 21G, 20G), (36G, 29G, 21G), (36G), (25G), (33G), (31G), (38G), (22G, 44G), (38G, 39G, 33G), (40N)

SACKS
Smeenge 4.0, Davey 3.0, Lageman 3.0, Logan 3.0, Mayfield 1.5, Pritchett 1.5, Frase 1.0, Jaguars 17. Opponents 57.

TACKLES (Solo, Assists, Total)
Schwartz (88-73-161), Goganious (59-73-132), Pritchett (50-51-101), Colon (58-22-80), J. Williams (49-30-79), Davey (39-36-75), Smeenge (40-33-73), V. Clark (59-10-69), Washington (57-8-65), Lageman (35-20-55), Dumas (36-18-54), M. Williams (26-23-49), T. Davis (30-11-41), Thomas (32-7-39), Mayfield (18-16-34), McManus (15-16-31), Frase (16-13-29), Carrington (14-4-18), Logan (10-6-16), Grow (4-5-9), Stephens (3-6-9), Carter (3-5-8), Sheppard (6-1-7), Hall (5-1-6), Green (4-2-6), R. Clark (1-4-5), Miller (0-2-2), Thompson (0-2-2)

USUAL STARTING LINEUP

OFFENSE
WR Ernest Givins (9)
Jimmy Smith (4)
LT Tony Boselli (12)
LG Shawn Bouwens (9)
Jeff Novak (7)
C Dave Widell (16)
RG Tom Myslinski (9)
Ben Coleman (5)
RT Brian DeMarco (16)
TE Rich Griffith (15)
Pete Mitchell (5)
WR Willie Jackson (10)
Desmond Howard (6)
QB Mark Brunell (10)
Steve Beuerlein (6)
RB James Stewart (8)
Vaughn Dunbar (6)
FB Le'Shai Maston (10)

DEFENSE
LE Joel Smeenge (11)
LT Kelvin Pritchett (16)
RT Don Davey (12)
RE Jeff Lageman (11)
Paul Frase (5)
SLB Keith Goganious (10)
James Williams (6)
MLB Bryan Schwartz (9)
Keith Goganious (5)
WLB Mark Williams (10)
Joel Smeenge (4)
LCB Vinnie Clark (16)
RCB Mickey Washington (16)
LS Harry Colon (11)
Travis Davis (5)
RS Mike Dumas (8)
Harry Colon (5)

PASSING	ATT	CMP	PCT	YARDS	YDS/ATT	TD	INT	LG	SK/YDS	RATING
Brunell	346	201	58.1	2,168	6.27	15	7	45	39/238	82.6
Beuerlein	142	71	50.0	952	6.70	4	7	71t	17/103	60.5
Johnson	7	3	42.9	24	3.43	0	1	19	1/13	12.5
Jaguars	495	275	55.6	3,144	6.35	19	15	71t	57/354	75.0
Opponents	509	304	59.7	3,584	7.04	28	13	68t	17/72	88.9

HEAD COACH: TOM COUGHLIN

POSTSEASON: 2-1

STANDINGS: FIFTH IN AFC CENTRAL

DATE	OPPONENT	SCORE	W/L	ATT
Sep. 1	PITTSBURGH	24-9	W	70,210
Sep. 8	HOUSTON	27-34	L	66,468
Sep. 15	at Oakland	3-17	L	46,291
Sep. 22	at New England	(OT)25-28	L	59,446
Sep. 29	CAROLINA	24-14	W	71,537
Oct. 6	at New Orleans	13-17	L	34,231
Oct. 13	N.Y. JETS	21-17	W	65,699
Oct. 20	at St. Louis	14-17	L	60,066
Oct. 27	at Cincinnati	21-28	L	45,890
Nov. 3	Open date			
Nov. 10	BALTIMORE	30-27	W	64,628
Nov. 17	at Pittsburgh	3-28	L	58,879
Nov. 24	at Baltimore (OT)	28-25	W	57,384
Dec. 1	CINCINNATI	30-27	aW	57,408
Dec. 8	at Houston	23-17	W	20,196
Dec. 15	SEATTLE	20-13	W	66,134
Dec. 22	ATLANTA	19-17	W	71,449
Dec. 28	at Buffalo	30-27	W	70,213
Jan. 4	at Denver	30-27	W	75,678
Jan. 12	at New England	6-20	L	60,190

	JAX	OPP
TOTAL FIRST DOWNS	325	316
Rushing	90	110
Passing	208	181
Penalty	27	25
3rd Down: Made/Att.	87/208	93/211
3rd Down Pct.	41.8	44.1
4th Down: Made/Att.	5/8	3/8
4th Down Pct.	62.5	37.5
POSSESSION AVG.	31:18	28:42
TOTAL NET YARDS	5,760	5,095
Average Per Game	360.0	318.4
Total Plays	1,038	993
Average Per Play	5.5	5.1
NET YARDS RUSHING	1,650	1,781
Average Per Game	103.1	111.3
Total Rushes	431	447
NET YARDS PASSING	4,110	3,314
Average Per Game	256.9	207.1
Sacked/Yards Lost	50/257	37/237
Gross Yards	4,367	3,551
Att./Comp.	557/353	509/291
Completion Pct.	63.4	57.2
Had Intercepted	20	13
PUNTS/AVERAGE	69/43.7	71/42.0
NET PUNTING AVG.	69/35.6	71/34.5
PENALTIES/YARDS	127/1006	97/800
FUMBLES/BALL LOST	29/10	26/14
TOUCHDOWNS	33	37
Rushing	13	9
Passing	19	24
Returns	1	4

BY PERIODS	1	2	3	4	OT	PTS
Jaguars	68	80	80	94	3	325
Opponents	70	117	65	80	3	335

SCORING TD	RU	PA	RT	PAT	FG	S	TP
Hollis	0	0	0	0	0	27/30	36
Stewart	10	8	2	0	0	0	60
Smith	7	0	7	0	0	0	42
Brunell	3	3	0	0	0	0	22
McCardell	3	0	3	0	0	0	22
Jackson	3	0	3	0	0	0	20
Means	3	2	1	0	0	0	18
Rison	2	0	2	0	0	0	12
Mitchell	1	0	1	0	0	0	6
Washington	1	0	0	1	0	0	6
Jaguars	33	13	19	127	27/30	36	0325
Opponents	37	9	24	433	35/26	34	0335

RUSHING	NO	YDS	AVG	LG	TD
Stewart	190	723	3.8	34	8
Means	152	507	3.3	35	2
Brunell	80	396	5.0	33	3
Maston	8	22	2.8	7	0
Jackson	1	2	2.0	2	0
Jaguars	431	1,650	3.8	35	13
Opponents	447	1,781	4.0	76	9

RECEIVING	NO	YDS	AVG	LG	TD
McCardell	85	1,129	13.3	52	3
Smith	83	1,244	15.0	62	7
Mitchell	52	575	11.1	30	1
Rison	34	458	13.5	61t	2
Jackson	33	486	14.7	58	3
Stewart	30	177	5.9	21t	2
Brown	17	141	8.3	16	0
Means	7	45	6.4	11t	1
Maston	6	54	9.0	17	0
Griffith	5	53	10.6	18	0
Hallock	1	5	5.0	5	0
Jaguars	353	4,367	12.4	62	19
Opponents	291	3,551	12.2	63t	24

INTERCEPTIONS	NO	YDS	AVG	LG	TD
Hudson	2	25	12.5	21	0
Hardy	2	19	9.5	13	0
Thomas	2	7	3.5	8	0
Davis	2	0	0.0	0	0
Brackens	1	27	27.0	27	0
Hall	1	20	20.0	20	0
Clark	1	15	15.0	15	0
Washington	1	1	1.0	1	0
Beasley	1	0	0.0	0	0
Jaguars	13	114	8.8	27	0
Opponents	20	370	18.5	92t	3

PUNTING	NO	YDS	AVG	NET	TB	IN	LG	B
Barker	69	3,016	43.7	35.6	8	16	62	0
Jaguars	69	3,016	43.7	35.6	8	16	62	0
Opponents	71	2,974	42.0	34.5	9	19	70	0

PUNT RET.	NO	FC	YDS	AVG	LG	TD
Hudson	32	12	348	10.9	60	0
McCardell	1	1	2	2.0	2	0
Thomas	1	0	1	1.0	1	0
Jaguars	34	13	351	10.3	60	0
Opponents	44	7	400	9.1	40	0

KICKOFF RET.	NO	YDS	AVG	LG	TD
Jordan	26	553	21.3	73	0
Brooks	17	412	24.2	36	0
Bullard	7	157	22.4	36	0
Jackson	7	149	21.3	27	0
Bell	6	119	19.8	28	0
Griffith	2	24	12.0	16	0
Maston	2	49	24.5	29	0
Jaguars	67	1,463	21.8	73	0
Opponents	71	1,674	23.6	62	0

2-point conversions: Brunell 2, McCardell 2, Jackson 1, Jaguars 5-6. Opponents 1-2

FGS	1-19	20-29	30-39	40-49	50+
Hollis	2/2	9/9	12/14	5/8	2/3
Jaguars	2/2	9/9	12/14	5/8	2/3
Opponents	0/0	16/16	5/7	5/10	0/1

Hollis: (52G), (38G, 37G, 31N), (33G), (42N, 27G), (53G), (48N, 36G, 19G), (35G, 40G), (1), (1), (23G, 33G, 24G), (40G), (29G, 41N, 34G), (25G, 46G, 40G, 39G, 39G, 20G), (51N, 34G, 38G, 31G), (36G, 19G, 39G), (23G, 26G, 22G, 42G). Opponents: (48G, 29G, 23G), (32G, 29G), (32G), (23G, 30G, 29G, 44N, 41G, 40G), (45N), (27G), (20G, 36N), (25G), (1), (21G, 21G), (51N), (21G, 29G, 41G, 33G, 49N), (42B, 22G, 34G), (44N, 27G), (27G, 24G), (46G, 30N)

SACKS
Simmons 7.5, Brackens 7.0, Hardy 5.5, Smeenge 5.0, Lageman 4.5, Pritchett 2.0, Beasley 1.0, Jurkovic 1.0, Robinson 1.0, Davey 0.5, T. Davis 0.5, Hudson 0.5, Jaguars 37, Opponents 50.

TACKLES (Solo, Assists, Total)
Robinson (67-98-165), Hardy (65-65-130), McManus (57-62-119), Washington (65-9-74), Jurkovic (39-33-72), Simmons (25-41-66), Brackens (43-22-65), T. Davis (40-25-65), Hudson (50-14-64), Lageman (46-16-64), Hall (42-18-60), Davey (26-34-60), Smeenge (20-23-43), Schwartz (20-22-42), Pritchett (17-22-39), Thomas (33-3-36), Massey (30-4-34), Beasley (25-6-31), Clark (15-1-16), Boyer (3-4-7), Frase (1-6-7), Logan (4-0-4), Brooks (4-0-4), Bell (2-1-3), A. Davis (0-2-2)

USUAL STARTING LINEUP

- OFFENSE**
WR Andre Rison (9)
Jimmy Smith (7)
LT Tony Boselli (16)
LG Ben Coleman (16)
C Dave Widell (14)
RG Brian DeMarco (9)
Rich Tylski (7)
RT Leon Searcy (16)
TE Derek Brown (14)
Pete Mitchell (7)
WR Keenan McCardell (15)
QB Mark Brunell (16)
RB James Stewart (11)
Natrone Means (4)
FB Le'Shai Maston (8)

- DEFENSE**
LE Joel Smeenge (10)
Jeff Lageman (6)
LT Don Davey (11)
RT John Jurkovic (14)
RE Clyde Simmons (13)
SLB Kevin Hardy (15)
MLB Tom McManus (11)
WLB Eddie Robinson (15)
LCB Aaron Beasley (5)
Dave Thomas (5)
Vinnie Clark (4)
RCB Mickey Washington (16)
LS Dana Hall (9)
Travis Davis (7)
RS Chris Hudson (16)

PASSING	ATT	CMP	PCT	YARDS	YDS/ATT	TD	INT	LG	SK/YDS	RATING
Brunell	557	353	63.4	4,367	7.84	19	20	62	50/257	84.0
Jaguars	557	353	63.4	4,367	7.84	19	20	62	50/257	84.0
Opponents	509	291	57.2	3,551	6.98	24	13	63t	37/237	83.9



1997 STATISTICS (11-5)



HEAD COACH: TOM COUGHLIN

POSTSEASON: 0-1

STANDINGS: SECOND IN AFC CENTRAL

DATE	OPPONENT	SCORE	W/L	ATT
Aug. 31	at Baltimore	28-27	W	61,018
Sep. 7	NY GIANTS	40-13	W	70,581
Sept. 14	Open date			
Sep. 22	PITTSBURGH	30-21	W	73,016
Sep. 28	at Washington	12-24	L	74,421
Oct. 5	CINCINNATI	21-13	W	67,128
Oct. 12	PHILADELPHIA	38-21	W	69,150
Oct. 19	at Dallas	22-26	L	64,464
Oct. 26	at Pittsburgh (OT)	17-23	L	57,011
Nov. 2	at Tennessee	30-24	W	27,208
Nov. 9	KANSAS CITY	24-10	W	70,444
Nov. 16	TENNESSEE	17-9	W	70,070
Nov. 23	at Cincinnati	26-31	L	55,158
Nov. 30	BALTIMORE	29-27	W	63,712
Dec. 7	NEW ENGLAND	20-26	L	73,446
Dec. 14	at Buffalo	20-14	W	41,231
Dec. 21	at Oakland	20-9	W	40,032
Dec. 27	at Denver	17-42	L	74,481

	JAX	OPP
TOTAL FIRST DOWNS	308	318
Rushing	103	107
Passing	187	190
Penalty	18	21
3rd Down: Made/Att.	82/209	102/226
3rd Down Pct.	39.2	45.1
4th Down: Made/Att.	5/12	12/23
4th Down Pct.	41.7	52.2
POSSESSION AVG.	29:40	30:20
TOTAL NET YARDS	5,424	5,238
Average Per Game	339.0	327.4
Total Plays	998	1,035
Average Per Play	5.4	5.1
NET YARDS RUSHING	1,720	1,734
Average Per Game	107.5	108.4
Total Rushes	454	455
NET YARDS PASSING	3,704	3,504
Average Per Game	231.5	219.0
Sacked/Yards Lost	40/218	48/331
Gross Yards	3,922	3,835
Att./Comp.	504/313	532/320
Completion Pct.	62.1	60.2
Had Intercepted	9	14
PUNTS/AVERAGE	66/44.9	73/41.9
NET PUNTING AVG.	66/38.8	73/34.4
PENALTIES/YARDS	110/914	90/800
FUMBLES/BALL LOST	17/11	26/15
TOUCHDOWNS	43	39
Rushing	20	12
Passing	20	24
Returns	3	3

BY PERIODS	1	2	3	4	OT	PTS
Jaguars	117	111	66	100	0	394
Opponents	65	91	58	98	6	318

SCORING	TD	RU	PA	RT	PAT	FG	S	TP
Hollis	0	0	0	0	0	0	0	0
Means	9	9	0	0	0	0	0	54
Stewart	9	8	1	0	0	0	0	54
McCardell	5	0	5	0	0	0	0	30
Mitchell	4	0	4	0	0	0	0	24
Smith	4	0	4	0	0	0	0	24
Jackson	2	0	2	0	0	0	0	14
Brunell	2	2	0	0	0	0	0	12
Hudson	2	0	0	2	0	0	0	12
Jones	2	0	2	0	0	0	0	12
Barlow	1	0	0	1	0	0	0	6
Brown	1	0	1	0	0	0	0	6
Hallock	1	0	1	0	0	0	0	6
Johnson	1	1	0	0	0	0	0	6
Jaguars	43	20	20		341/4131	36/0	394	
Opponents	39	12	24		331/3217	25/0	318	

RUSHING	NO	YDS	AVG	LG	TD
Means	244	823	3.4	20	9
Stewart	136	555	4.1	33	8
Brunell	48	257	5.4	15	2
Johnson	10	34	3.4	25t	1
Hallock	4	21	5.3	11	0
Jackson	3	14	4.7	13	0
Matthews	1	10	10.0	10	0
Shelton	6	4	0.7	2	0
Jordan	1	2	2.0	2	0
Barker	1	0	0.0	0	0
Jaguars	454	1,720	3.8	33	20
Opponents	455	1,734	3.8	30	12

RECEIVING	NO	YDS	AVG	LG	TD
McCardell	85	1,164	13.7	60	5
Smith	82	1,324	16.1	75	4
Stewart	41	336	8.2	40	1
Mitchell	35	380	10.9	33	4
Hallock	18	131	7.3	23	1
Jackson	17	206	12.1	45	2
Means	15	104	6.9	21	0
Brown	8	84	10.5	21	1
Jones	5	87	17.4	26t	2
Barlow	5	74	14.8	29	0
Hall	1	22	22.0	22	0
Moore	1	10	10.0	10	0
Jaguars	313	3,922	12.5	75	20
Opponents	320	3,835	12.0	64t	24

INTERCEPTIONS	NO	YDS	AVG	LG	TD
Figures	5	48	9.6	32	0
Hudson	3	26	8.7	23	0
Thomas	2	34	17.0	23	0
Davis	1	23	23.0	23	0
Kopp	1	9	9.0	9	0
Beasley	1	5	5.0	5	0
Robinson	1	0	0.0	0	0
Jaguars	14	145	10.4	32	0
Opponents	9	184	20.4	47t	2

PUNTING	NO	YDS	AVG	NET	TB	IN	LG	B
Barker	66	2,964	44.9	38.8	8	27	64	0
Jaguars	65	2,964	44.9	38.8	8	27	64	0
Opponents	73	3,060	41.9	34.4	7	20	72	1

PUNT RET.	NO	FC	YDS	AVG	LG	TD
Barlow	36	16	412	11.4	52	0
Jaguars	36	16	412	11.4	52	0
Opponents	29	7	241	8.3	25	0

KICKOFF RET.	NO	YDS	AVG	LG	TD
Jackson	32	653	20.4	38	0
Barlow	10	267	26.7	92t	1
Logan	10	236	23.6	39	0
Mitchell	2	17	8.5	12	0
Davis	1	9	9.0	9	0
Hallock	1	6	6.0	6	0
Moore	1	36	36.0	36	0
Parker	1	9	9.0	9	0
Jaguars	58	1,233	21.3	92t	1
Opponents	77	1,730	22.5	85	0

2-point conversions: Jackson 1, Jaguars 1-2, Opponents 1-6

FGS	1-19	20-29	30-39	40-49	50+
Hollis	2/2	12/14	8/9	7/9	2/2
Jaguars	2/2	12/14	8/9	7/9	2/2
Opponents	1/1	3/3	9/12	4/8	0/1

Hollis: (43N), (29G, 52G, 35N, 42G), (29N, 20G, 45G, 38N, 27G), (30G, 42G, 25G, 47G), (27N), (38G), (0), (20G), (30G, 30G, 37G), (52G), (23G), (21G, 35G, 29G, 25G), (41G, 42G, 31G, 29G, 22G), (44N), (19G, 47G), (19G, 23G)
Opponents: (33G, 25G), (0), (40B), (33N, 41G), (0), (43N), (37G, 21G, 63N), (19G), (33N, 36G, 41N), (45G), (41N, 35G), (20G), (0), (44G, 41G, 33G, 39G, 32N), (38G, 31G), (33G)

SACKS
Simmons 8.5, Brackens 7.0, Smeenge 6.5, Lageman 5.0, Davey 3.0, Pritchett 3.0, Hardy 2.5, Wynn 2.5, Davis 2.0, Robinson 2.0, Boyer 1.5, Hamilton 1.0, Kopp 1.0, Tualo 1.0, Schwartz 0.5, Jaguars 48, Opponents 40.

TACKLES (Solo, Assists, Total)
Schwartz (69-96-165), Robinson (70-91-161), T. Davis (88-28-116), Thomas (75-13-88), Hudson (61-19-80), Hardy (34-39-73), Simmons (31-40-71), Figures (60-3-63), Brackens (36-26-62), Wynn (25-35-60), Lageman (26-30-56), Smeenge (25-30-55), Davey (16-38-54), Pritchett (20-24-44), Boyer (27-16-43), Payne (13-19-32), Beasley (26-5-31), Tualo (12-14-26), Kopp (7-7-14), Hall (11-3-14), Devine (7-1-0), Jurkovic (4-2-0), White (3-3-6), Logan (5-0-5), Hamilton (2-1-3), Brooks (1-1-2), Parker (0-1-1)

USUAL STARTING LINEUP

- OFFENSE**
WR Jimmy Smith (16)
LT Tony Boselli (12)
LG Ben Coleman (12)
C Dave Widell (12)
Michael Cheever (4)
RG Rich Tylski (11)
Brian DeMarco (5)
RT Leon Searcy (16)
TE Pete Mitchell (12)
Derek Brown (8)
WR Keenan McCardell (16)
QB Mark Brunell (14)
RB Natrone Means (11)
James Stewart (5)
FB Ty Hallock (7)

- DEFENSE**
LE Jeff Lageman (16)
LT Renaldo Wynn (8)
Kelvin Pritchett (5)
RT Don Davey (10)
Seth Payne (5)
RE Clyde Simmons (13)
SLB Kevin Hardy (11)
MLB Bryan Schwartz (16)
WLB Eddie Robinson (13)
LCB Dave Thomas (9)
Aaron Beasley (7)
RCB Deon Figures (9)
Dave Thomas (7)
LS Travis Davis (16)
RS Chris Hudson (16)

PASSING	ATT	CMP	PCT	YARDS	YDS/ATT	TD	INT	LG	SK/YDS	RATING
Brunell	435	264	60.7	3,281	7.54	18	7	75	33/189	91.2
Matthews	40	26	65.0	275	6.88	0	0	43	1/0	84.9
Johnson	28	22	78.6	344	12.29	2	2	40	6/29	111.9
Barker	1	1	100.0	22	22.0	0	0	22	0/0	118.8
Jaguars	504	313	62.1	3,922	7.78	20	9	75	40/218	92.0
Opponents	532	320	60.2	3,835	7.21	24	14	64t	48/331	86.3

HEAD COACH: TOM COUGHLIN

POSTSEASON: 1-1

STANDINGS: FIRST IN AFC CENTRAL

DATE	OPPONENT	SCORE	W/L	ATT
Sep. 6	at Chicago	24-23	W	55,614
Sep. 13	KANSAS CITY	21-16	W	69,821
Sep. 20	BALTIMORE	24-10	W	67,069
Sep. 27	at Tennessee	27-22	W	34,656
Oct. 4	Open date			
Oct. 12	MIAMI	28-21	W	74,051
Oct. 18	at Buffalo	16-17	L	77,635
Oct. 25	at Denver	24-37	L	75,217
Nov. 1	at Baltimore	45-19	W	68,915
Nov. 8	CINCINNATI	24-11	W	67,040
Nov. 15	TAMPA BAY	29-24	W	72,974
Nov. 22	at Pittsburgh	15-30	L	59,124
Nov. 29	at Cincinnati	34-17	W	55,432
Dec. 6	DETROIT	37-22	W	70,717
Dec. 13	TENNESSEE	13-16	L	65,657
Dec. 20	at Minnesota	10-50	L	64,363
Dec. 28	PITTSBURGH	21-3	W	74,143
Jan. 3	NEW ENGLAND	25-10	W	71,139
Jan. 10	at N.Y. Jets	24-34	L	78,817

	JAX	OPP
TOTAL FIRST DOWNS	287	309
Rushing	111	108
Passing	153	178
Penalty	23	23
3rd Down: Made/Att	94/220	81/222
3rd Down Pct.	42.7	36.5
4th Down: Made/Att	4/8	10/20
4th Down Pct.	50.0	50.0
POSSESSION AVG.	28:59	31:01
TOTAL NET YARDS	5,214	5,559
Avg. Per Game	325.9	347.4
Total Plays	989	1,057
Avg. Per Play	5.3	5.3
NET YARDS RUSHING	2,102	2,000
Avg. Per Game	131.4	125.0
Total Rushes	487	450
NET YARDS PASSING	3,112	3,559
Avg. Per Game	194.5	222.4
Sacked/Yards Lost	39/231	30/209
Gross Yards	3,343	3,768
Att./Comp.	463/269	577/325
Completion Pct.	58.1	56.3
Had Intercepted	12	13
PUNTS/AVERAGE	85/45.0	78/43.5
NET PUNTING AVG.	85/38.5	78/34.0
PENALTIES/YARDS	121/898	109/953
FUMBLES/BALL LOST	18/8	25/17
TOUCHDOWNS	47	36
Rushing	19	9
Passing	24	23
Returns	4	4

BY PERIODS	1	2	3	4	OT	PTS
Jaguars	100	127	81	84	0	392
Opponents	42	138	53	105	0	338

SCORING	TD	RU	PA	RT	PAT	FG	S	TP
Hollis	0	0	0	0	0	0	0	108
Taylor	17	14	3	0	0	0	0	102
Smith	8	0	8	0	0	0	0	48
McCardell	6	0	6	0	0	0	0	38
Jones	4	0	4	0	0	0	0	24
Stewart	3	2	1	0	0	0	0	18
Mitchell	2	0	2	0	0	0	0	12
Banks	1	1	0	0	0	0	0	6
Barlow	1	0	0	1	0	0	0	6
Beasley	1	0	0	1	0	0	0	6
Darius	1	0	0	1	0	0	0	6
Quinn	1	1	0	0	0	0	0	6
Shelton	1	1	0	0	0	0	0	6
Whitted	1	0	0	1	0	0	0	6
Jaguars	47	19	24	445/4521	26	0	392	
Opponents	36	9	23	430/3030	35	0	338	

RUSHING	NO	YDS	AVG	LG	TD
Taylor	264	1,223	4.6	77t	14
Stewart	53	217	4.1	30	2
Brunell	49	192	3.9	18	0
Banks	26	140	5.4	51	1
Jones	39	121	3.1	21	0
Shelton	30	95	3.2	16	1
Quinn	11	77	7.0	17	1
Howard	7	16	2.3	5	0
Whitted	3	13	4.3	16	0
Martin	5	8	1.6	6	0
Jaguars	487	2,102	4.3	77t	19
Opponents	450	2,000	4.4	61	9

RECEIVING	NO	YDS	AVG	LG	TD
Smith	78	1,182	15.2	72t	8
McCardell	64	892	13.9	67t	6
Taylor	44	421	9.6	78t	3
Mitchell	38	363	9.6	38	2
Barlow	11	168	15.3	31	0
Shelton	10	79	7.9	19	0
Jones	8	90	11.3	31t	4
Stewart	6	42	7.0	19	1
Banks	4	20	5.0	10	0
Whitted	2	61	30.5	55	0
Jones	1	9	9.0	9	0
Moore	1	9	9.0	9	0
Crockett	1	4	4.0	4	0
Howard	1	3	3.0	3	0
Jaguars	269	3,343	12.4	78t	24
Opponents	325	3,768	11.6	79t	23

INTERCEPTIONS	NO	YDS	AVG	LG	TD
Beasley	3	35	11.7	34	0
Hudson	3	10	3.3	8	0
Hardy	2	40	20.0	24	0
Davis	2	34	17.0	34	0
Devine	1	0	0.0	0	0
Figures	1	0	0.0	0	0
Thomas	1	0	0.0	0	0
Jaguars	13	119	9.2	34	0
Opponents	12	216	18.0	78t	3

PUNTING	NO	YDS	AVG	NET	TB	IN	LG	B
Barker	853	824	45.0	38.5	11	28	65	0
Jaguars	853	824	45.0	38.5	11	28	65	0
Opponents	783	395	43.5	34.0	8	17	67	0

PUNT RET.	NO	FC	YDS	AVG	LG	TD
Barlow	43	14	555	12.9	85t	1
Logan	2	0	26	13.0	17	0
Jaguars	45	14	581	12.9	85t	1
Opponents	40	11	332	8.3	25	0

KICKOFF RET.	NO	YDS	AVG	LG	TD
Barlow	30	747	24.9	91	0
Logan	18	414	23.0	53	0
Banks	5	133	26.6	65	0
Jones	2	-1	-0.5	0	0
Mitchell	2	27	13.5	14	0
Fordham	1	0	0.0	0	0
Jones	1	21	21.0	21	0
McCardell	1	15	15.0	15	0
Sadowski	1	0	0.0	0	0
Moore	0	10	---	10	0
Jaguars	61	1,366	22.4	91	0
Opponents	76	1,858	24.4	88t	1

2-point conversions: McCardell, Jaguars 1-2, Opponents 1-6

FGS	1-19	20-29	30-39	40-49	50+
Hollis	1/1	8/10	8/9	4/5	0/1
Jaguars	1/1	8/10	8/9	4/5	0/1
Opponents	1/1	7/7	12/12	7/11	3/4

Hollis: (23G) (37N, 21N) (34G, 25B) (18G, 36G) (45N) (35G, 23G, 27G) (45G, 51N) (33G) (39G) (31G, 27G, 34G) (23G, 47G) (44G, 43G, 30G) (21G, 29G) (25G) ()
Opponents: (45G, 35G, 42N, 19G) (36G, 43G, 29G) (25G) (34G, 32G, 32G) (54N) (24G) (31G, 63G, 32G) () (50G) (34G) (38G, 29G, 41G) (42N, 30G) (47N, 34G, 24G, 45G) (28G, 30G, 41G) (48G, 53G, 44G) (47N, 24G)

SACKS
Smeenge 7.5, Paup 6.5, Brackens 3.5, Pritchett 3.0, White 3.0, Smith 2.0, Hardy 1.5, Boyer 1.0, Wynn 1.0, Davis 0.5, Jurkovic 0.5, Jaguars 30, Opponents 39.

TACKLES (Solo, Assists, Total)
Hardy (100-86-186), Schwartz (49-64-113), Paup (56-50-106), Darius (61-44-105), Beasley (70-16-86), Thomas (51-18-69), Smeenge (24-42-66), T. Davis (44-20-64), Hudson (44-20-64), Jurkovic (23-38-61), Wynn (25-33-58), McManus (17-32-49), Brackens (26-22-48), Figures (37-9-46), White (18-20-38), Pritchett (23-14-37), Logan (16-13-29), Boyer (11-15-26), F. Smith (9-17-26), Curry (4-11-15), Payne (5-8-13), Mason (5-4-9), Hamilton (2-3-5), Settles (3-1-4), McElmurry (2-1-3), Threats (1-1-2), Devine (1-0-1)

USUAL STARTING LINEUP

OFFENSE

- WR Jimmy Smith (15)
- LT Tony Boselli (15)
- LG Ben Coleman (15)
- C Quentin Neujahr (16)
- RG Brian DeMarco (8)
- Rich Tylski (7)
- RT Leon Searcy (15)
- TE Pete Mitchell (16)
- Damon Jones (7)
- WR Keenan McCardell (15)
- QB Mark Brunell (14)
- RB Fred Taylor (12)
- FB Daimon Shelton (8)

DEFENSE

- LE Joel Smeenge (14)
- LT John Jurkovic (9)
- Kelvin Pritchett (5)
- RT John Jurkovic (7)
- Kelvin Pritchett (4)
- Renaldo Wynn (4)
- RE Tony Brackens (8)
- Renaldo Wynn (7)
- SLB Bryce Paup (16)
- MLB Bryan Schwartz (12)
- Tom McManus (4)
- WLB Kevin Hardy (16)
- LCB Aaron Beasley (15)
- RCB Dave Thomas (12)
- Deon Figures (4)
- LS Donovin Darius (13)
- RS Chris Hudson (13)

PASSING	ATT	CMP	PCT	YARDS	YDS/ATT	TD	INT	LG	SK/YDS	RATING
Brunell	354	208	58.8	2,601	7.35	20	9	78t	28/172	89.9
Quinn	64	34	53.1	387	6.05	2	3	64	9/49	62.4
Martin	45	27	60.0	355	7.89	2	0	67t	2/10	99.8
Jaguars	463	269	58.1	3,343	7.22	24	12	78t	39/231	87.1
Opponents	577	325	56.3	3,768	6.53	23	13	79t	30/209	80.1



1999 STATISTICS (14-2)



HEAD COACH: TOM COUGHLIN

POSTSEASON: 1-1

STANDINGS: FIRST IN AFC CENTRAL

DATE	OPPONENT	SCORE	W/L	ATT
Sep. 12	SAN FRANCISCO	41-3	W	68,678
Sep. 19	at Carolina	22-20	W	64,261
Sep. 26	TENNESSEE	19-20	L	61,502
Oct. 3	at Pittsburgh	17-3	W	57,308
Oct. 11	at N.Y. Jets	16-6	W	78,216
Oct. 17	CLEVELAND	24-7	W	62,047
Oct. 24	Open date			
Oct. 31	at Cincinnati	41-10	W	49,138
Nov. 7	at Atlanta	30-7	W	68,466
Nov. 14	BALTIMORE	6-3	W	67,391
Nov. 21	NEW ORLEANS	41-23	W	69,772
Nov. 28	at Baltimore	30-23	W	68,428
Dec. 2	PITTSBURGH	20-6	W	68,806
Dec. 13	DENVER	27-24	W	71,357
Dec. 19	at Cleveland	24-14	W	72,038
Dec. 26	at Tennessee	14-41	L	66,641
Jan. 2	CINCINNATI	24-7	W	70,532
Jan. 15	MIAMI	62-7	W	75,173
Jan. 23	TENNESSEE	14-33	L	75,206

	JAX	OPP
TOTAL FIRST DOWNS	331	248
Rushing	116	72
Passing	194	159
Penalty	21	17
3rd Down: Made/Att	92/230	72/215
3rd Down Pct.	40.0	33.5
4th Down: Made/Att	5/10	5/20
4th Down Pct.	50.0	25.0
POSSESSION AVG.	31:57	28:03
TOTAL NET YARDS	5,586	4,334
Avg. Per Game	349.1	270.9
Total Plays	1,085	951
Avg. Per Play	5.1	4.6
NET YARDS RUSHING	2,091	1,444
Avg. Per Game	130.7	90.3
Total Rushes	514	373
NET YARDS PASSING	3,495	2,890
Avg. Per Game	218.4	180.6
Sacked/Yards Lost	36/221	57/373
Gross Yards	3,716	3,263
Att./Comp.	535/320	521/291
Completion Pct.	59.8	55.9
Had Intercepted	11	19
PUNTS/AVERAGE	78/41.8	96/41.4
NET PUNTING AVG.	78/36.9	96/34.5
PENALTIES/YARDS	90/755	93/728
FUMBLES/BALL LOST	18/7	31/11
TOUCHDOWNS	42	24
Rushing	20	6
Passing	16	18
Returns	6	0

BY PERIODS	1	2	3	4	OT	PTS
Jaguars	61	109	103	123	0	396
Opponents	44	81	40	52	0	217

SCORING	TD	RU	PA	RT	PAT	FG	S	TP
Hollis	0	0	0	0	0	0	37/37	31/38
J. Stewart	13	13	0	0	0	0	0	78
J. Smith	6	0	6	0	0	0	0	38
F. Taylor	6	6	0	0	0	0	0	36
McCardell	5	0	5	0	0	0	0	32
Jones	4	0	4	0	0	0	0	24
Beasley	2	0	0	2	0	0	0	12
Brady	1	0	1	0	0	0	0	8
Brunell	1	1	0	0	0	0	0	8
Barlow	1	0	0	1	0	0	0	6
Brackens	1	0	0	1	0	0	0	6
Craft	1	0	0	1	0	0	0	6
Whitted	1	0	0	1	0	0	0	6
Team	0	0	0	0	0	2	4	4
Smeenge	0	0	0	0	0	1	2	2
Jaguars	42	20	16	637/3731	38	3	396	
Opponents	24	6	18	022/2217	18	0	217	

RUSHING	NO	YDS	AVG	LG	TD
J. Stewart	249	931	3.7	44t	13
Taylor	159	732	4.6	52	6
Brunell	47	208	4.4	15	1
Banks	23	82	3.6	21	0
Howard	13	55	4.2	22	0
Mack	7	40	5.7	19	0
Fiedler	13	26	2.0	15	0
Whitted	1	9	9.0	9	0
Barker	1	6	6.0	6	0
Shelton	1	2	2.0	2	0
Jaguars	514	2,091	4.1	52	20
Opponents	373	1,444	3.9	46	6

RECEIVING	NO	YDS	AVG	LG	TD
J. Smith	116	1,636	14.1	62	6
McCardell	78	891	11.4	49	5
Brady	32	346	10.8	30	1
J. Stewart	21	108	5.1	19	0
Jones	19	221	11.6	31	4
Barlow	16	202	12.6	31	0
Banks	14	137	9.8	38	0
Shelton	12	87	7.3	13	0
Taylor	10	83	8.3	41	0
Howard	1	8	8.0	8	0
Wiegert	1	-3	-3.0	-3	0
Jaguars	320	3,716	11.6	62	16
Opponents	291	3,263	11.2	65t	18

INTERCEPTIONS	NO	YDS	AVG	LG	TD
Beasley	6	200	33.3	93t	2
Darius	4	37	9.3	29	0
Thomas	2	36	18.0	36	0
Brackens	2	16	8.0	16t	1
Bryant	2	0	0.0	0	0
McElmurry	1	26	26.0	26	0
Marts	1	10	10.0	10	0
Boyer	1	5	5.0	5	0
Jaguars	19	330	17.4	93t	3
Opponents	11	149	13.5	43	0

PUNTING	NO	YDS	AVG	NET	TB	IN	LG	B
Barker	783	26041	8.36	9	6	32	83	0
Jaguars	783	26041	8.36	9	6	32	83	0
Opponents	963	97641	4.34	5	10	21	75	1

PUNT RET.	NO	FC	YDS	AVG	LG	TD
Barlow	38	17	414	10.9	74t	1
McCardell	6	4	41	6.8	19	0
Logan	1	0	7	7.0	7	0
Jaguars	45	21	462	10.3	74t	1
Opponents	37	12	259	7.0	36	0

KICKOFF RET.	NO	YDS	AVG	LG	TD
Barlow	19	396	20.8	56	0
Whitted	8	187	23.4	98t	1
Mack	6	112	18.7	32	0
Banks	5	78	15.6	20	0
Jackson	3	58	19.3	23	0
McCardell	2	19	9.5	10	0
Chamblin	1	6	6.0	6	0
Logan	1	25	25.0	25	0
Shelton	1	0	0.0	0	0
Jones	0	0	---	---	0
Jaguars	46	881	19.2	98t	1
Opponents	64	1,474	23.0	66	0

2-point conversions: Brady, Brunell, McCardell, Smith, Jaguars 4-5, Opponents 0-2

FGS	1-19	20-29	30-39	40-49	50+
Hollis	0/0	12/13	8/9	10/15	1/1
Jaguars	0/0	12/13	8/9	10/15	1/1
Opponents	0/0	3/3	5/6	8/8	1/1

Hollis: (41G,32G,50G,42G) (36G,40G,31G,49N) (42G) (27G,41G) (32G,44G,21G) (20G,36G,24G) (43G,21G) (27G,48B,24G,34G) (28G,28G,41N) (45G,32G) () (25G,32G) (49G,23G) (49N,41G,48N) () (34N,27G,28N) Opponents: (42G) () (44G,48G) (48G) (33G,42G) () (29G) () (23G) (52G,39N) (46G,31G,33G) (40G,38G) (40G) () (30G,20G) ()

SACKS
Brackens 12.0, Hardy 10.5, Walker 10.0, Smeenge 5.0, Boyer 4.0, Lake 3.5, L. Smith 3.0, Marts 2.0, Beasley 1.5, Payne 1.5, Wynn 1.5, Paup 1.0, Curry 0.5, Jaguars 57, Opponents 36.

TACKLES (Solo, Assists, Total)
Hardy (87-66-153), Darius (68-47-115), Marts (66-46-112), Bryant (64-14-78), Brackens (47-29-76), Lake (56-15-71), Walker (34-37-71), Beasley (55-12-67), Payne (20-40-60), Smeenge (28-28-56), Paup (23-29-52), Boyer (23-20-43), Wynn (9-28-37), McElmurry (21-7-28), L. Smith (10-14-24), Thomas (12-3-15), Curry (4-6-10), McManus (5-4-9), Leroy (2-6-8), R. Stewart (3-5-8), Upshaw (4-4-8), Schwartz (3-3-6)

USUAL STARTING LINEUP

- OFFENSE**
WR Jimmy Smith (16)
LT Tony Boselli (16)
LG Ben Coleman (12)
C John Wade (16)
RG Zach Wiegert (12)
Rich Tylski (8)
RT Leon Searcy (16)
TE Kyle Brady (12)
Damon Jones (8)
WR Keenan McCardell (15)
QB Mark Brunell (15)
RB Fred Taylor (9)
James Stewart (7)
FB Daimon Shelton (9)
- DEFENSE**
LE Renaldo Wynn (10)
Joel Smeenge (7)
LT Gary Walker (16)
RT Seth Payne (16)
RE Tony Brackens (15)
SLB Bryce Paup (14)
MLB Lonnie Marts (16)
WLB Kevin Hardy (16)
LCB Fernando Bryant (16)
RCB Aaron Beasley (16)
SS Donovin Darius (16)
FS Carnell Lake (16)

PASSING	ATT	CMP	PCT	YARDS	YDS/ATT	TD	INT	LG	SK/YDS	RATING
Brunell	441	259	58.7	3,060	6.94	14	9	62	29/174	82.0
Fiedler	94	61	64.9	656	6.98	2	2	25t	7/47	83.5
Jaguars	535	320	59.8	3,716	6.95	16	11	62	36/221	82.3
Opponents	521	291	55.9	3,263	6.26	18	19	65t	57/373	71.0

HEAD COACH: TOM COUGHLIN

STANDINGS: FOURTH IN AFC CENTRAL

DATE	OPPONENT	SCORE	W/L	ATT
Sept. 3	at Cleveland	27-7	W	72,418
Sept. 10	at Baltimore	36-39	L	68,843
Sept. 17	CINCINNATI	13-0	W	45,653
Sept. 25	at Indianapolis	14-43	L	56,816
Oct. 1	PITTSBURGH	13-24	L	64,351
Oct. 8	BALTIMORE	10-15	L	65,194
Oct. 16	at Tennessee	13-27	L	68,498
Oct. 22	WASHINGTON	16-35	L	69,061
Oct. 29	at Dallas (OT)	23-17	W	63,554
Oct. 5	Open date			
Nov. 12	SEATTLE	21-28	L	68,063
Nov. 19	at Pittsburgh	34-24	W	50,925
Nov. 26	TENNESSEE	16-13	W	65,454
Dec. 3	CLEVELAND	48-0	W	51,262
Dec. 10	ARIZONA	44-10	W	53,472
Dec. 17	at Cincinnati	14-17	L	50,469
Dec. 23	at N.Y. Giants	25-28	L	77,924

	JAX	OPP
TOTAL FIRST DOWNS	318	252
Rushing	109	85
Passing	193	144
Penalty	16	23
Third Down: Made /Att.	100/235	74/203
Third Down Pct.	42.6	36.5
Fourth Down: Made/Att.	5/14	4/8
Fourth Down Pct.	35.7	50.0
POSSESSION AVG.	31:32	28:28
TOTAL NET YARDS	5,690	4,845
Average per Game	355.6	302.8
Total Plays	1,080	934
Average Per Play	5.3	5.2
NET YARDS RUSHING	2,032	1,685
Average per Game	127.0	105.3
Total Rushes	481	436
NET YARDS PASSING	3,658	3,160
Average per Game	228.6	197.5
Sacked/Yards Lost	54/289	40/247
Gross Yards	3,947	3,407
Attempts/Completions	545/333	458/258
Completion Pct.	61.1	56.3
Had Intercepted	15	12
PUNTS/AVERAGE	79/41.9	90/42.5
NET PUNTING AVERAGE	79/34.3	90/37.0
PENALTIES/YARDS	95/703	96/814
FUMBLES/BALLS LOST	27/14	26/18
TOUCHDOWNS	40	39
Rushing	18	14
Passing	22	23
Returns	0	2

BY PERIODS	1	2	3	4	OT	PTS
Jaguars	69	142	74	76	6	367
Opponents	59	88	61	119	0	327

SCORING	TD	RU	PA	RT	PAT	FG	S	TP
Hollis	0	0	0	0	033/33	24/26	0	105
F. Taylor	14	12	2	0	0	0	0	84
J. Smith	8	0	8	0	0	0	0	48
McCardell	5	0	5	0	0	0	0	30
Brady	3	0	3	0	0	0	0	20
Lindsey	0	0	0	0	5/5	5/7	0	20
Whitted	3	0	3	0	0	0	0	18
Brunell	2	2	0	0	0	0	0	12
Howard	1	1	0	0	0	0	0	6
A. Johnson	1	1	0	0	0	0	0	6
Mack	1	1	0	0	0	0	0	6
Soward	1	0	1	0	0	0	0	6
Stith	1	1	0	0	0	0	0	6
Jaguars	40	18	22	0	038/38	29/33	0	367
Opponents	39	14	23	0	236/36	17/24	0	327

RUSHING	NO	YDS	AVG	LG	TD
F. Taylor	292	1,399	4.8	71	12
Brunell	48	236	4.9	16	2
Mack	54	145	2.7	14	1
A. Johnson	28	112	4.0	19	1
Stith	20	55	2.8	12	1
Howard	21	52	2.5	9t	1
Soward	3	28	9.3	20	0
J. Williams	2	8	4.0	4	0
Shelton	2	3	1.5	2	0
Dukes	2	2	1.0	2	0
Quinn	2	-2	1.0	-1	0
Martin	7	-6	-0.9	2	0
Jaguars	481	2,032	4.2	71	18
Opponents	436	1,685	3.9	45t	14

RECEIVING	NO	YDS	AVG	LG	TD
McCardell	94	1,207	12.8	67t	5
J. Smith	91	1,213	13.3	65t	8
Brady	64	729	11.4	36	3
F. Taylor	36	240	6.7	19	2
Soward	14	154	11.0	45	1
Whitted	13	137	10.5	37t	3
A. Johnson	12	153	12.8	48	0
Shelton	4	48	12.0	16	0
Howard	3	26	8.7	13	0
Barlow	1	28	28.0	28	0
Jones	1	12	12.0	12	0
Jaguars	333	3,947	11.9	67t	22
Opponents	258	3,407	13.2	77t	23

INTERCEPTIONS	NO	YDS	AVG	LG	TD
R. Stewart	2	37	18.5	24	0
Darius	2	26	13.0	21	0
Logan	2	14	7.0	14	0
Beasley	1	39	39.0	39	0
Boyer	1	12	12.0	12	0
Nickerson	1	10	10.0	10	0
Brackens	1	7	7.0	7	0
Bryant	1	0	0.0	0	0
Hardy	1	0	0.0	0	0
Jaguars	12	145	12.1	39	0
Opponents	11	149	13.5	43	0

PUNTING	NO	YDS	AVG	NET	TB	IN	LG	B
Barker	763	194	42.0	34.4	5	29	65	0
Lindsey	3	117	39.0	32.3	1	0	46	0
Jaguars	793	3114	934.3	6	29	65	0	0
Opponents	903	8224	537.0	8	25	67	1	0

PUNT RET.	NO	FC	YDS	AVG	LG	TD
Barlow	29	14	200	6.9	21	0
Soward	14	5	108	7.7	18	0
McCardell	3	0	25	8.3	22	0
Jaguars	46	19	333	7.2	22	0
Opponents	38	7	478	12.6	82t	1

KICKOFF RET.	NO	YDS	AVG	LG	TD
Stith	33	785	23.8	47	0
Barlow	11	224	20.4	27	0
Mack	6	104	17.3	35	0
Soward	4	93	23.3	28	0
Whitted	4	67	16.8	20	0
J. Williams	2	50	25.0	30	0
Fordham	1	0	0.0	0	0
Leroy	1	0	0.0	0	0
Jaguars	62	1,323	21.3	47	0
Opponents	73	1,523	20.9	66	1

2-point conversions: Brady, Jaguars 1-1, Opponents 2-3

FGS	1-19	20-29	30-39	40-49	50+
Hollis	0/0	6/7	8/8	7/8	3/3
Lindsey	2/2	0/0	1/3	2/2	0/0
Jaguars	2/2	6/7	9/11	9/10	3/3
Opponents	2/2	6/7	4/5	5/10	0/0

Hollis: (50G,25G) (36G, 45G, 48G, 34G, 48G) ()
 () () (23G, 45G) (23G,33G, 51G) (42G, 49B)
 () (36G, 33G) (27G, 20G, 38G) (40G, 24G) (36G,
 50G, 40G) (28N) (36G)
 Lindsey: (30G, 33N, 19G) () (19G, 48G) (49G,
 31N)
 Opponents: () (44G) (44N, 47N) (41G, 22G)
 (19G) (47G, 32G, 43G, 21G, 24G) (26G, 44N,
 28G) () (19G) () (40G, 42N) (30G, 38G, 28N) ()
 (47N, 32G) (27G) (39N)

SACKS
 Brackens 7.5, Smeenge 6.0, Beasley 5.0, Walker
 5.0, Boyer 3.5, Wynn 3.5, Hardy 3.0, Payne 2.0,
 Darius 1.0, Logan 1.0, Nickerson 1.0, Spicer
 1.0, Meier 0.5, Jaguars 40, Opponents 54.

TACKLES (Solo, Assists, Total)
 Hardy (88-61-149), Darius (80-32-112),
 Slaughter (45-63-108), Brackens (47-31-78),
 Nickerson (34-41-75), Payne (32-42-74), Walker
 (30-38-68), Logan (50-11-61), Bryant (42-15-
 57), Wynn (26-29-55), Beasley (45-8-53),
 Boyer (21-24-45), R. Stewart (28-11-39),
 Smeenge (13-18-31), L. Smith (11-19-30), Craft
 (24-5-29), Storz (10-15-25), K. Thomas (17-3-
 20), Meier (11-6-17), Marts (5-9-14), Leroy
 (5-8-13), Clark (3-3-6), Spicer (2-2-4), Swift
 (0-1-1)

USUAL STARTING LINEUP

- OFFENSE**
 WR Jimmy Smith (14)
 LT Tony Boselli (16)
 LG Brad Meester (16)
 C Jeff Smith (12)
 RG Brenden Stai (16)
 RT Zach Wiegert (8)
 Todd Fordham (8)
 TE Kyle Brady (16)
 WR Keenan McCardell (16)
 QB Mark Brunell (16)
 RB Fred Taylor (13)
 FB Daimon Shelton (9)

- DEFENSE**
 LE Renaldo Wynn (14)
 LT Gary Walker (14)
 RT Seth Payne (16)
 RE Tony Brackens (16)
 SLB Kevin Hardy (6)
 Lonnie Marts (2)
 MLB T.J. Slaughter (7)
 Hardy Nickerson (4)
 WLB Kevin Hardy (10)
 Brant Boyer (4)
 LCB Fernando Bryant (14)
 RCB Aaron Beasley (14)
 SS Donovan Darius (16)
 FS Rayna Stewart (9)
 Mike Logan (7)

PASSING	ATT	CMP	PCT	YARDS	YDS/ATT	TD	INT	LG	SK/YDS	RATING
Brunell	512	311	60.7	3,640	7.1	20	14	67t	54/289	84.0
Martin	33	22	66.7	307	9.30	2	1	65t	0/0	104.0
Jaguars	545	333	61.1	3,947	7.24	22	15	67t	54/289	85.2
Opponents	458	258	56.3	3,407	7.44	23	12	77t	40/247	85.8



2001 STATISTICS (6-10)



HEAD COACH: TOM COUGHLIN

STANDINGS: FIFTH IN AFC CENTRAL

DATE	OPPONENT	SCORE	W/L	ATT
Sept. 9	PITTSBURGH	21-3	W	63,785
Sept. 23	TENNESSEE	13-6	W	65,994
Sept. 30	CLEVELAND	14-23	L	57,875
Oct. 7	at Seattle	15-24	L	54,524
Oct. 14	Bye Week			
Oct. 18	BUFFALO	10-13	L	58,893
Oct. 28	at Baltimore	17-18	L	69,439
Nov. 4	at Tennessee	24-28	L	68,798
Nov. 11	CINCINNATI	30-13	W	57,161
Nov. 18	at Pittsburgh	7-20	L	62,644
Nov. 25	BALTIMORE	21-24	L	53,530
Dec. 3	GREEN BAY	21-28	L	66,908
Dec. 9	at Cincinnati	14-10	W	44,920
Dec. 16	at Cleveland	15-10	W	72,818
Dec. 23	at Minnesota	33-3	W	64,150
Dec. 30	KANSAS CITY	26-30	L	59,396
Jan. 6	at Chicago	13-33	L	66,944

	JAX	OPP
TOTAL FIRST DOWNS	289	300
Rushing	85	89
Passing	181	193
Penalty	23	18
Third Down: Made /Att.	70/198	87/227
Third Down Pct.	35.4	38.3
Fourth Down: Made/Att.	3/12	5/18
Fourth Down Pct.	25.0	27.8
POSSESSION AVG.	28:01	31:59
TOTAL NET YARDS	4,840	5,070
Average per Game	302.5	316.9
Total Plays	969	1,056
Average Per Play	5.0	4.8
NET YARDS RUSHING	1,600	1,611
Average per Game	100.0	100.7
Total Rushes	372	469
NET YARDS PASSING	3,240	3,459
Average per Game	202.5	216.2
Sacked/Yards Lost	63/430	43/298
Gross Yards	3,670	3,757
Attempts/Completions	534/321	544/354
Completion Pct.	60.1	65.1
Had Intercepted	14	12
PUNTS/AVERAGE	82/43.6	83/40.5
NET PUNTING AVERAGE	82/37.1	83.35.0
PENALTIES/YARDS	97/710	96/834
FUMBLES/BALLS LOST	29/13	28/12
TOUCHDOWNS	34	30
Rushing	11	15
Passing	20	13
Returns	3	2

BY PERIODS	1	2	3	4	OT	PTS
Jaguars	49	83	90	72	0	294
Opponents	43	89	75	79	0	286

SCORING	TD	RU	PA	RT	PAT	FG	S	TP	
Hollis	0	0	0	0	0	0	29/31	18/28	0 83
Mack	10	9	1	0	0	0	0	0	0 60
J. Smith	8	0	8	0	0	0	0	0	0 48
McCardell	6	0	6	0	0	0	0	0	0 38
Joseph	3	0	2	1	0	0	0	0	0 18
Brady	2	0	2	0	0	0	0	0	0 12
Battles	1	0	0	1	0	0	0	0	0 6
Beasley	1	0	0	1	0	0	0	0	0 6
Brunell	1	1	0	0	0	0	0	0	0 6
D. Jones	1	0	1	0	0	0	0	0	0 6
Moreau	1	1	0	0	0	0	0	0	0 6
Brackens	0	0	0	0	0	1	2	0	0 6
Holmes	0	0	0	0	1/1	0/0	0	1	0 1
Jaguars	34	11	20	330/321	18/28	2 294			
Opponents	30	15	13	228/282	6/35	0 286			

RUSHING	NO	YDS	AVG	LG	TD
Mack	213	877	4.1	54	9
Joseph	68	294	4.3	27	0
Brunell	39	224	5.7	38	1
Taylor	30	116	3.9	24	0
Quinn	8	42	5.3	27	0
Moreau	8	27	3.4	14	1
Gibson	2	19	9.5	18	0
Whitted	1	4	4.0	4	0
Hanson	2	0	0.0	0	0
Smith	1	-3	-3.0	-3	0
Jaguars	372	1,600	4.3	54	11
Opponents	469	1,611	3.4	40	15

RECEIVING	NO	YDS	AVG	LG	TD
Smith	112	1,373	12.3	35t	8
McCardell	93	1,110	11.9	45	6
Brady	36	386	10.7	20t	2
Mack	23	165	7.2	25	1
Dawkins	20	234	11.7	28	0
Joseph	18	183	10.2	29t	2
Jones	8	140	17.5	40	1
Washington	5	36	7.2	12	0
Whitted	2	17	8.5	10	0
Gibson	2	13	6.5	9	0
F. Taylor	2	13	6.5	11	0
Jaguars	321	3,670	11.4	45	20
Opponents	354	3,757	10.6	63	13

INTERCEPTIONS	NO	YDS	AVG	LG	TD
Nickerson	3	4	1.3	2	0
Beasley	3	0	0.0	0	0
Battles	2	26	13.0	26	0
Craft	2	4	2.0	4	0
Darius	1	39	39.0	39	0
McCree	1	10	10.0	10	0
Jaguars	12	83	6.9	39	0
Opponents	14	299	21.4	97t	2

PUNTING	NO	YDS	AVG	NET	TB	IN	LG	B
Hanson	82	3,577	43.6	37.1	12	24	59	0
Jaguars	823	5,774	43.6	37.1	12	24	59	0
Opponents	833	3,594	0.5	35.0	6	31	68	0

PUNT RET.	NO	FC	YDS	AVG	LG	TD
Gibson	38	22	333	8.8	24	0
Jaguars	38	22	333	8.8	24	0
Opponents	38	15	295	7.8	43	0

KICKOFF RET.	NO	YDS	AVG	LG	TD
Gibson	26	511	19.7	35	0
Joseph	17	428	25.2	95t	1
Ross	8	150	18.8	26	0
Mack	2	49	24.5	31	0
Meier	2	14	7.0	8	0
Boyd	1	0	0.0	0	0
Price	1	4	4.0	4	0
Spicer	1	8	8.0	8	0
Jaguars	58	1,164	20.1	95t	1
Opponents	65	1,266	19.5	49	0

2-point conversions: McCardell, Jaguars 1-2, Opponents 0-2

FGS	1-19	20-29	30-39	40-49	50+
Hollis	0/0	4/5	8/11	6/11	0/1
Jaguars	0/0	4/5	8/11	6/11	0/1
Opponents	0/0	11/12	4/5	10/15	1/3

Hollis: (22N) (35G, 37N, 39G) (42N) (32G, 48G, 52N, 48G) (41G) (40G) (38G) (1) (47N) (38N) (34G, 30G, 42N) (44N) (43G, 46G, 37G) (39G, 23G, 21G, 21G) (28G, 42N) (36B)
Opponents: (41G) (47N, 22G, 43G) (35G, 28G, 30G) (40N, 25G) (41N, 39N, 30G, 46G) (49G, 28G) (51N, 46N) (26G, 52G) (48G, 28G) (41G, 41N) (52N, 29B) (47G) (29G) (32G) (47G, 40G, 29G) (47G, 23G, 25G, 22G)

SACKS
Brackens 11.0, Walker 7.5, Hardy 5.5, Payne 5.0, Wynn 5.0, K. Thomas 3.0, Spicer 2.0, Battles 1.0, McCree 1.0, Slaughter 1.0, Westmoreland 1.0, Jaguars 43, Opponents 63.

TACKLES (Solo, Assists, Total)
Nickerson (102-128-230), Darius (74-25-99), Hardy (61-37-98), Slaughter (50-42-92), Payne (46-40-86), Wynn (40-35-75), Walker (42-31-73), Brackens (41-30-71), Battles (50-14-64), Stroud (24-38-62), McCree (36-22-58), Bryant (50-6-56), Craft (48-8-56), Clark (20-28-48), K. Thomas (42-5-47), E. Thomas (15-29-44), Beasley (36-6-42), Spicer (22-19-41), Westmoreland (17-19-36), Meier (12-9-21), Posey (5-8-13), Tuipala (7-5-12), Wheeler (10-1-11), L. Smith (3-5-8), Boyd (2-2-4)

USUAL STARTING LINEUP

OFFENSE

- WR Jimmy Smith (16)
- LT Todd Fordham (12)
- TE Tony Boselli (3)
- LG Brad Meester (16)
- C Jeff Smith (16)
- RG Zach Wiegert (16)
- RT Maurice Williams (16)
- TE Kyle Brady (16)
- WR Keenan McCardell (16)
- QB Mark Brunell (15)
- RB Stacey Mack (11)
- FB Patrick Washington (6)

DEFENSE

- LE Renaldo Wynn (16)
- LT Gary Walker (16)
- RT Seth Payne (16)
- RE Tony Brackens (12)
- SLB Kevin Hardy (9)
- ILB Jeff Posey (5)
- MLB Hardy Nickerson (14)
- WLB T.J. Slaughter (6)
- EDB Edward Thomas (4)
- LCB Fernando Bryant (9)
- ILB Jason Craft (4)
- RCB Aaron Beasley (12)
- SS Donovan Darius (11)
- ILB Ainsley Battles (5)
- FS Marlon McCree (10)
- ILB Ainsley Battles (6)

PASSING	ATT	CMP	PCT	YARDS	YDS/ATT	TD	INT	LG	SK/YDS	RATING
Brunell	473	289	61.1	3,309	7.00	19	13	44	57/387	84.1
Quinn	61	32	52.5	361	5.92	1	1	45	6/43	69.1
Jaguars	534	321	60.1	3,670	6.87	20	14	45	63/430	82.4
Opponents	544	354	65.1	3,757	6.91	13	12	63	43/298	83.9



2003 STATISTICS (5-11)



HEAD COACH: JACK DEL RIO

STANDINGS: THIRD IN AFC SOUTH

DATE	OPPONENT	SCORE	W/L	ATT
Sept. 7	at Carolina	23-24	L	72,134
Sept. 14	BUFFALO	17-38	L	58,613
Sept. 21	at Indianapolis	13-23	L	55,770
Sept. 28	at Houston	20-24	L	70,041
Oct. 5	SAN DIEGO	27-21	W	48,954
Oct. 12	MIAMI	10-24	L	66,437
Oct. 19	Open date			
Oct. 26	TENNESSEE	17-30	L	55,918
Nov. 2	at Baltimore	17-24	L	69,486
Nov. 9	INDIANAPOLIS	28-23	W	45,037
Nov. 16	at Tennessee	3-10	L	68,809
Nov. 23	at N.Y. Jets	10-13	L	77,614
Nov. 30	TAMPA BAY	17-10	W	60,543
Dec. 7	HOUSTON	27-0	W	43,363
Dec. 14	at New England	13-27	L	68,436
Dec. 21	NEW ORLEANS	20-19	W	49,207
Dec. 28	at Atlanta	14-21	L	70,266

	JAX	OPP
TOTAL FIRST DOWNS	305	276
Rushing	118	84
Passing	163	172
Penalty	24	20
Third Down: Made/Att.	80/216	92/218
Third Down Pct.	37.0	42.2
Fourth Down: Made/Att.	13/26	7/14
Fourth Down Pct.	50.0	50.0
POSSESSION AVG.	30:09	29:51
TOTAL NET YARDS	5,358	4,657
Average per Game	334.9	291.1
Total Plays	1,024	976
Average Per Play	5.2	4.8
NET YARDS RUSHING	2,073	1,406
Average per Game	129.6	87.9
Total Rushes	481	442
NET YARDS PASSING	3,285	3,251
Average per Game	205.3	203.2
Sacked/Yards Lost	28/136	24/134
Gross Yards	3,421	3,385
Atts/Completions	515/303	510/303
Completion Pct.	58.8	59.4
Had Intercepted	17	15
PUNTS/AVERAGE	69/41.3	75/41.0
NET PUNTING AVE.	69/33.5	75/34.1
PENALTIES/YARDS	108/895	103/881
FUMBLES/BALLS LOST	27/14	26/12
TOUCHDOWNS	31	37
Rushing	13	12
Passing	17	23
Returns	1	2

BY PERIODS	1	2	3	4	OT	PTS
Jaguars	34	93	57	92	0	276
Opponents	85	81	57	108	0	331

SCORING TD	RU	PA	RT	PAT	FG	S	TP
Marler	0	0	0	030/3020/33	0	0	90
Taylor	7	6	1	0	0	0	42
Smith	4	0	4	0	0	0	24
T. Edwards	3	0	3	0	0	0	18
Toefield	3	2	1	0	0	0	18
Hatchette	2	0	2	0	0	0	12
Leftwich	2	2	0	0	0	0	12
Wrightster	2	0	2	0	0	0	12
Allen	1	0	1	0	0	0	6
Ayodele	1	0	0	1	0	0	6
Brady	1	0	1	0	0	0	6
Brunell	1	1	0	0	0	0	6
M. Edwards	1	1	0	0	0	0	6
F.-Ma'afala	1	1	0	0	0	0	6
Johnson	1	0	1	0	0	0	6
Lewis	1	0	1	0	0	0	6
Jaguars	31	13	17	130/3020/33	0	276	
Opp.	37	12	23	233/3424/27	1331		

RUSHING	NO	YDS	AVG	LG	TD
Taylor	345	1,572	4.6	62	6
Toefield	53	212	4.0	30	2
Fuamatu-Ma'afala	35	144	4.1	18	1
Leftwich	25	108	4.3	18	2
Brunell	8	19	2.4	12	1
M. Edwards	7	13	1.9	3	1
Allen	4	8	2.0	6	0
Lewis	1	6	6.0	6	0
T. Edwards	3	-9	-3.0	4	0
Jaguars	481	2,073	4.3	62	13
Opponents	442	1,406	3.2	29t	12

RECEIVING	NO	YDS	AVG	LG	TD
Smith	54	805	14.9	67	4
Taylor	48	370	7.7	60t	4
T. Edwards	35	487	13.9	84t	3
M. Edwards	31	226	7.3	32	0
Brady	29	281	9.7	26	1
Johnson	17	253	14.9	28	1
Hankton	17	166	9.8	22	0
Hatchette	15	203	13.5	45	2
Toefield	14	105	7.5	16	1
Wrightster	13	150	11.5	30	2
Stokes	13	116	8.9	22	0
Allen	6	60	10.0	31	1
Lewis	4	100	25.0	65t	1
Redmond	3	67	22.3	29	0
Luzar	3	30	10.0	21	0
Fuamatu-Ma'afala	1	2	2.0	2	0
Jaguars	303	3,421	11.3	84t	17
Opponents	303	3,385	11.2	75t	23

INTERCEPTIONS	NO	YDS	AVG	LG	TD
Peterson	3	8	2.7	7	0
Craft	2	29	14.5	21	0
Ayodele	2	15	7.5	13	0
Mathis	2	0	0.0	0	0
Cooper	1	12	12.0	12	0
Brackens	1	4	4.0	4	0
Darius	1	4	4.0	4	0
Trapp	1	4	4.0	4	0
Spicer	1	2	2.0	2	0
Bryant	1	0	0.0	0	0
Jaguars	15	78	5.2	21	0
Opponents	17	198	11.6	52	1

PUNTING	NO	YDS	AVG	NET	TB	IN	LG	B
Royals	45	1,852	41.2	34.8	5	9	51	0
Hanson	23	1,001	43.5	31.1	1	4	58	1
Jaguars	69	2,853	41.3	33.5	6	13	58	1
Opponents	75	3,077	41.0	34.1	7	24	58	0

PUNT RET.	NO	FC	YDS	AVG	LG	TD
Allen	27	15	324	12.0	52	0
Lewis	5	0	45	9.0	14	0
Mathis	2	3	7	3.5	6	0
Jaguars	34	18	376	11.1	52	0
Opponents	40	3	420	10.5	40	0

KICKOFF RET.	NO	YDS	AVG	LG	TD
Allen	41	831	20.3	61	0
Toefield	14	272	19.4	35	0
Lewis	6	111	18.5	26	0
M. Edwards	2	44	22.0	24	0
Redmond	1	21	21.0	21	0
T. Edwards	1	20	20.0	20	0
Brady	1	10	10.0	10	0
Mathis	1	7	7.0	7	0
Jaguars	67	1,316	19.6	61	0
Opponents	58	1,227	21.2	58	0

2-point conversions: Jaguars 0-1, Opponents 1-3

FGS	1-19	20-29	30-39	40-49	50+
Marler	0/0	10/11	4/8	5/12	1/2
Jaguars	0/0	10/11	4/8	5/12	1/2
Opponents	0/0	8/8	9/9	6/8	1/2

Marler: (40G, 55B) (48N, 44G) (46N, 49G, 41N, 37G) (29G, 20G) (53G, 27G) (20G, 31N) (49G) (24G) () (44N, 39G) (36N, 23G) (46N, 28G, 41N) (35G, 41N, 28G) (24G, 23G, 34N) (43G, 35G, 21B) (30B)
Opponents: (49G) (27G) (46G, 36G, 29G) (48G, 50N) () (51G) (43G, 43G, 33G) (23G, 32G, 23G) (27G, 26G, 27G) (33G, 48N) (36G, 35G) (47G, 45N) () (22G, 31G) (33G, 38G) ()

SACKS
Brackens 6.0, Stroud 4.5, Douglas 3.5, Henderson 3.5, Meier 1.5, Ayodele 1.0, Barnes 1.0, Peterson 1.0, Slaughter 1.0, Thomas 1.0, Jaguars 24, Opponents 28.

TACKLES (Solo, Assists, Total)
Peterson (87-80-167), Ayodele (97-53-150), Darius (65-53-118), Stroud (82-19-101), Mathis (72-19-91), Henderson (60-17-77), Cooper (37-37-74), Clark (38-35-73), Bryant (59-12-71), Brackens (41-12-53), Spicer (24-13-37), Douglas (27-4-31), Craft (25-5-30), Meier (25-5-30), Slaughter (14-11-25), Barnes (13-2-15), Thomas (7-5-12), A. Mitchell (7-3-10), K. Mitchell (3-7-10), Trapp (3-2-5), Leonard (4-0-4), McCree (0-2-2), Franklin (1-0-1), Adams (0-1-1)

USUAL STARTING LINEUP

OFFENSE

- WR Jimmy Smith (12)
- Matthew Hatchette (4)
- LT Mike Pearson (16)
- LG Vince Manuwai (14)
- Jamar Nesbit (2)
- C Brad Meeester (16)
- RG Chris Naeole (16)
- RT Maurice Williams (16)
- TE Kyle Brady (15)
- WR Troy Edwards (11)
- J.J. Stokes (3)
- QB Byron Leftwich (13)
- Mark Brunell (3)
- RB Fred Taylor (16)
- FB Marc Edwards (16)

DEFENSE

- LE Tony Brackens (15)
- DT Marcus Stroud (16)
- DT John Henderson (16)
- RE Hugh Douglas (16)
- OLB Akin Ayodele (16)
- MLB Mike Peterson (16)
- OLB Danny Clark (9)
- T.J. Slaughter (3)
- Keith Mitchell (2)
- LCB Fernando Bryant (16)
- RCB Rashean Mathis (10)
- Jason Craft (6)
- SS Donovin Darius (16)
- FS Deke Cooper (10)
- Rashean Mathis (6)

PASSING	ATT	CMP	PCT	YARDS	YDS/ATT	TD	INT	LG	SK/YDS	RATING
Leftwich	418	239	57.2	2,819	6.74	14	16	84t	19/90	73.0
Brunell	82	54	65.9	484	5.90	2	0	65t	9/46	89.7
Garrard	12	9	75.0	86	7.17	1	0	28	0/0	122.2
Toefield	2	1	50.0	32	16.00	0	0	32	0/0	95.8
Royals	1	0	0.00	0	0.00	0	1	0	0/0	0.0
Jaguars	515	303	58.8	3,421	6.64	17	17	84t	28/136	76.0
Opponents	510	303	59.4	3,385	6.64	23	15	75t	24/134	82.0

HEAD COACH: JACK DEL RIO

STANDINGS: SECOND IN AFC SOUTH

DATE	OPPONENT	SCORE	W/L	ATT
Sept. 12	at Buffalo	13-10	W	72,389
Sept. 19	DENVER•	7-6	W	69,127
Sept. 26	at Tennessee	15-12	W	68,932
Oct. 3	INDIANAPOLIS	17-24	L	73,114
Oct. 10	at San Diego	21-34	L	52,101
Oct. 17	KANSAS CITY•	22-16	W	66,413
Oct. 24	at Indianapolis	27-24	W	56,615
Oct. 31	at Houston	6-20	L	70,502
Nov. 7	Open date			
Nov. 14	DETROIT (OT)•	23-17	W	66,431
Nov. 21	TENNESSEE•	15-18	L	69,703
Nov. 28	at Minnesota	16-27	L	64,004
Dec. 5	PITTSBURGH	16-17	L	76,877
Dec. 12	CHICAGO•	22-3	W	67,572
Dec. 19	at Green Bay	28-25	W	70,437
Dec. 26	HOUSTON•	0-21	L	66,227
Jan. 2	at Oakland	13-6	W	41,112

	JAX	OPP
TOTAL FIRST DOWNS	279	290
Rushing	88	83
Passing	161	181
Penalty	30	26
Third Down: Made /Att.	80/217	84/205
Third Down Pct.	36.9	41.0
Fourth Down: Made/Att.	10/18	5/10
Fourth Down Pct.	55.6	50.0
POSSESSION AVG.	30:28	29:32
TOTAL NET YARDS	5,009	5,134
Average per Game	313.1	320.9
Total Plays	991	972
Average Per Play	5.1	5.3
NET YARDS RUSHING	1,850	1,777
Average per Game	115.6	111.1
Total Rushes	446	438
NET YARDS PASSING	3,159	3,357
Average per Game	197.4	209.8
Sacked/Yards Lost	32/156	37/217
Gross Yards	3,315	3,574
Attempts/Completions	513/305	497/306
Completion Pct.	59.5	61.6
Had Intercepted	11	16
PUNTS/AVERAGE	84/42.8	74/44.1
NET PUNTING AVG.	84/35.5	74/35.1
PENALTIES/YARDS	109/940	118/966
FUMBLES/BALLS LOST	23/11	30/12
TOUCHDOWNS	26	31
Rushing	9	7
Passing	17	18
Returns	0	6

BY PERIODS	1	2	3	4	OT	PTS
Jaguars	35	75	56	89	6	261
Opponents	61	86	34	99	0	280

SCORING TD	RU	PA	RT	PAT	FG	S	TP	
Scobee	0	0	0	0	21/21	24/31	0	93
J. Smith	6	0	6	0	0	0	0	36
G. Jones	3	3	0	0	0	0	0	18
Taylor	3	2	1	0	0	0	0	18
Wilford	2	0	2	0	0	0	0	14
Hankton	2	0	2	0	0	0	0	12
Leftwich	2	2	0	0	0	0	0	12
R. Williams	1	0	1	0	0	0	0	10
B. Jones	1	0	1	0	0	0	0	8
Brady	1	0	1	0	0	0	0	6
T. Edwards	1	0	1	0	0	0	0	6
Fu.-Mafala	1	1	0	0	0	0	0	6
Garrard	1	1	0	0	0	0	0	6
Toefield	1	0	1	0	0	0	0	6
Wrightster	1	0	1	0	0	0	0	6
Favors	0	0	0	0	0	1	2	0
D. Smith	0	0	0	0	0	1	2	0
Jaguars	26	9	17	0	21/21	24/31	2	261
Opponents	31	7	18	0	62/72	28/28	0	280

RUSHING	NO	YDS	AVG	LG	TD
Taylor	260	1,224	4.7	46	2
Toefield	51	169	3.3	16	0
G. Jones	62	162	2.6	12	3
Leftwich	39	148	3.8	17	2
Garrard	12	76	6.3	12	1
Fuamatu-Ma'afala	20	69	3.5	10	1
T. Edwards	2	2	1.0	2	0
Jaguars	446	1,850	4.1	46	9
Opponents	438	1,777	4.1	47	7

RECEIVING	NO	YDS	AVG	LG	TD
Smith	74	1,172	15.8	65	6
T. Edwards	50	533	10.7	36	1
Taylor	36	345	9.6	64t	1
Toefield	28	151	5.4	16	1
Williams	27	268	9.9	26	1
Wilford	19	271	14.3	46	2
Yoder	14	157	11.2	56	0
Brady	14	103	7.4	21	1
Wrightster	10	69	6.9	12	1
Hankton	9	81	9.0	14t	2
M. Edwards	7	41	5.9	15	0
B. Jones	6	84	14.5	26t	1
Fuamatu-Ma'afala	4	19	4.8	8	0
G. Jones	3	13	4.3	9	0
Allen	2	8	4.0	5	0
Lewis	1	4	4.0	4	0
Leftwich	1	-7	-7.0	-7	0
Jaguars	305	3,315	10.9	65	17
Opponents	306	3,574	11.7	54	18

INTERCEPTIONS	NO	YDS	AVG	LG	TD
Darius	5	80	16.0	37	0
Mathis	5	42	8.4	21	0
Grant	2	4	2.0	4	0
Washington	2	0	0.0	0	0
Cooper	1	0	0.0	0	0
D. Smith	1	0	0.0	0	0
Jaguars	16	126	7.9	37	0
Opponents	11	163	14.8	43t	1

PUNTING	NO	YDS	AVG	NET	TB	IN	LG	B
Hanson	843	592	42.8	35.5	9	28	69	0
Jaguars	843	592	42.8	35.5	9	28	69	0
Opponents	743	265	44.1	35.1	13	19	80	0

PUNT RET.	NO	FC	YDS	AVG	LG	TD
Lewis	23	7	227	9.9	50	0
Allen	15	2	144	9.6	32	0
T. Edwards	3	1	26	8.7	14	0
Mathis	1	0	8	8.0	8	0
Jaguars	42	10	405	9.6	50	0
Opponents	38	13	429	11.3	83t	2

KICKOFF RET.	NO	YDS	AVG	LG	TD
Lewis	21	386	18.4	26	0
T. Edwards	15	335	22.3	45	0
Allen	11	210	19.1	25	0
G. Jones	5	90	18.0	23	0
Toefield	3	43	14.3	19	0
Brady	1	15	15.0	15	0
M. Edwards	1	8	8.0	8	0
Jaguars	57	1,087	19.1	45	0
Opponents	50	995	19.9	52	0

2-point conversions: R. Williams 2, B. Jones, Wilford, Jaguars 4-4, Opponents 2-3

FGS	1-19	20-29	30-39	40-49	50+
Scobee	0/0	10/10	8/11	5/7	1/3
Jaguars	0/0	10/10	8/11	5/7	1/3
Opponents	0/0	9/9	7/10	5/8	1/1

Scobee: (25G, 27G) () () (35N, 48G, 42G, 22G) () (51N) (26G, 32G, 26G, 53G) (44G, 49N, 36G) (31G) (35G, 48G, 44N) (33G, 32G, 42G) (32N, 20G, 29G, 36G, 60N) (30G, 25G) () (31N) (26G, 22G)
Opponents: (42N, 25G) (44G, 22G, 51N) (26G, 40G) (46G) (21G, 28G) (31G, 42N) (34G) (38G, 21G) (32N, 21G) (41G) (25G, 33G) (37G) (47N, 42G) (35G, 31N) (34B) (35G, 27G)

SACKS
Favors 5.5, Henderson 5.5, Peterson 5.0, Stroud 4.5, McCray 3.5, Gildon 3.0, Ayodele 2.0, D. Smith 2.0, Barnes 1.0, Cooper 1.0, Grant 1.0, Patterson 1.0, Meier 0.5, Ransom 0.5, Jaguars 37, Opponents 32.

TACKLES (Solo, Assists, Total)
Peterson (102-76-178), Ayodele (82-49-131), Darius (78-47-125), Henderson (78-20-98), Washington (65-21-86), Grant (63-21-84), Stroud (63-17-80), D. Smith (43-35-78), Mathis (54-17-71), Favors (27-12-39), Cooper (23-12-35), Meier (21-12-33), McCray (21-6-27), Bolden (22-3-25), Hendricks (13-10-23), Gildon (16-3-19), Thomas (14-2-16), Ransom (9-7-16), Barnes (5-5-10), Patterson (2-6-8), Spicer (5-2-7), Blade (4-1-5), Green (2-0-0), Maddox (1-0-1)

USUAL STARTING LINEUP

OFFENSE

- WR Jimmy Smith (16)
- LT Ephraim Salaam (12)
- TE Mike Pearson (4)
- LG Vince Manuwai (16)
- C Brad Meester (16)
- RG Chris Naeole (16)
- RT Maurice Williams (16)
- TE Kyle Brady (8)
- Todd Yoder (8)
- George Wrightster (3)
- WR Reggie Williams (15)
- QB Byron Leftwich (14)
- RB Fred Taylor (14)
- FB Marc Edwards (5)
- Greg Jones (3)

DEFENSE

- LE Rob Meier (8)
- LB Reggie McCray (7)
- Paul Spicer (2)
- DT Marcus Stroud (16)
- DT John Henderson (16)
- RE Greg Favors (11)
- Lionel Barnes (3)
- OLB Akin Ayodele (16)
- MLB Mike Peterson (16)
- OLB Daryl Smith (13)
- LCB Rashean Mathis (16)
- RCB Dewayne Washington (16)
- SS Donovan Darius (16)
- FS Deon Grant (16)

PASSING	ATT	CMP	PCT	YARDS	YDS/ATT	TD	INT	LG	SK/YDS	RATING
Leftwich	441	267	60.5	2,941	6.67	15	10	65	25/114	82.2
Garrard	72	38	52.8	374	5.19	2	1	36t	6/35	71.2
Toefield	0	0	0.00	0	0.00	0	0	0	1/7	0.0
Jaguars	513	305	59.5	3,315	6.46	17	11	65	32/156	80.7
Opponents	497	306	61.6	3,574	7.19	18	16	54	37/217	82.0



2005 STATISTICS (12-4)



HEAD COACH: JACK DEL RIO

POSTSEASON: 0-1

STANDINGS: SECOND IN AFC SOUTH

DATE	OPPONENT	SCORE	W/L	ATT
Sept. 11	SEATTLE	26-14	W	65,204
Sept. 18	at Indianapolis	3-10	L	56,460
Sept. 25	at N.Y. Jets (OT)	26-20	W	77,422
Oct. 2	DENVER	7-20	L	66,045
Oct. 9	CINCINNATI	23-20	W	66,137
Oct. 16	at Pittsburgh (OT)	23-17	W	63,891
Oct. 23	Open date			
Oct. 30	at St. Louis	21-24	L	65,251
Nov. 6	HOUSTON	21-14	W	64,613
Nov. 13	BALTIMORE	30-3	W	66,107
Nov. 20	at Tennessee	31-28	W	69,149
Nov. 27	at Arizona	24-17	W	37,198
Dec. 4	at Cleveland	20-14	W	70,941
Dec. 11	INDIANAPOLIS	18-26	L	67,164
Dec. 18	SAN FRANCISCO	10-9	W	64,764
Dec. 24	at Houston	38-20	W	70,025
Jan. 1	TENNESSEE	40-13	W	65,485
Jan. 7	at New England	3-28	L	68,756

	JAX	OPP
TOTAL FIRST DOWNS	301	273
Rushing	97	79
Passing	170	158
Penalty	34	36
Third Down: Made /Att.	93/225	67/205
Third Down Pct.	41.3	32.7
Fourth Down: Made/Att.	4/10	4/14
Fourth Down Pct.	40.0	28.6
POSSESSION AVG.	31:33	28:27
TOTAL NET YARDS	5,149	4,655
Average per Game	321.8	290.9
Total Plays	1,021	963
Average Per Play	5.0	4.8
NET YARDS RUSHING	1,959	1,709
Average per Game	122.4	106.8
Total Rushes	502	44
NET YARDS PASSING	3,190	2,946
Average per Game	199.4	184.1
Sacked/Yards Lost	32/162	47/277
Gross Yards	3,352	3,223
Attempts/Completions	487/283	482/285
Completion Pct.	58.1	59.1
Had Intercepted	6	19
PUNTS/AVERAGE	83/42.488	42.8
NET PUNTING AVERAGE	83/36.9	88/36.7
PENALTIES/YARDS	121/1006	130/1055
FUMBLES/BALLS LOST	27/11	21/9
TOUCHDOWNS	42	30
Rushing	18	4
Passing	21	22
Returns	3	4

BY PERIODS	1	2	3	4	OT	PTS
Jaguars	67	70	113	99	12	361
Opponents	30	117	36	86	0	269

SCORING	TD	RU	PA	RT	PAT	FG	S	TP
Scobee	0	0	0	0	0	38/39	23/30	0 107
Wilford	7	0	7	0	0	0	0	0 42
Smith	6	0	6	0	0	0	0	0 36
M. Jones	5	0	5	0	0	0	0	0 30
G. Jones	4	4	0	0	0	0	0	0 24
Toefield	4	4	0	0	0	0	0	0 24
Garrard	3	3	0	0	0	0	0	0 20
Taylor	3	3	0	0	0	0	0	0 18
Leftwich	2	2	0	0	0	0	0	0 12
Wimbush	2	1	0	1	0	0	0	0 12
Wright	2	0	2	0	0	0	0	0 12
Brady	1	0	1	0	0	0	0	0 6
Mathis	1	0	0	1	0	0	0	0 6
Pearman	1	1	0	0	0	0	0	0 6
Peterson	1	0	0	1	0	0	0	0 6
Jaguars	42	18	21	338/3923	30	0	381	
Opp.	30	4	22	429/3020	27	0	269	

RUSHING	NO	YDS	AVG	LG	TD
Taylor	194	787	4.1	71t	3
G. Jones	151	575	3.8	27	4
Garrard	31	172	5.5	28	3
Pearman	39	149	3.8	45	1
Toefield	36	142	3.9	32t	4
Leftwich	31	67	2.2	9	2
M. Jones	12	51	4.3	25	0
Wimbush	3	12	4.0	7	1
Williams	2	3	1.5	10	0
Gray	3	1	0.3	3	0
Jaguars	502	1,959	3.9	71t	18
Opponents	434	1,709	3.9	51	4

RECEIVING	NO	YDS	AVG	LG	TD
Smith	70	1,023	14.6	45t	6
Wilford	41	681	16.6	39	7
M. Jones	36	432	12.0	42	5
Williams	35	445	12.7	41	0
Pearman	32	240	7.5	19	0
Brady	18	157	8.7	33	1
Wright	13	120	9.2	27	2
Taylor	13	83	6.4	13	0
G. Jones	10	65	6.5	10	0
Wimbush	5	26	5.2	6	0
B. Jones	3	49	16.3	41	0
Toefield	3	17	5.7	11	0
Hankton	3	15	5.0	8	0
Manuwai	1	-1	-1.0	-1	0
Jaguars	283	3,352	11.8	45t	21
Opponents	285	3,223	11.3	83t	22

INTERCEPTIONS	NO	YDS	AVG	LG	TD
Mathis	5	79	15.8	41t	1
Cousin	4	18	4.5	14	0
Peterson	3	54	18.0	26t	1
Grant	3	29	9.7	29	0
Wright	2	4	2.0	4	0
Cooper	1	0	0.0	0	0
Smith	1	0	0.0	0	0
Jaguars	19	184	9.7	41t	2
Opponents	6	90	15.0	37	0

PUNTING	NO	YDS	AVG	NET	TB	IN	LG	B
Hanson	823	51742	936.9	11	33	74	1	
Jaguars	823	51742	936.9	11	33	74	1	
Opponents	883	76342	836.7	6	22	75	1	

PUNT RET.	NO	FC	YDS	AVG	LG	TD
Pearman	49	15	410	8.4	24	0
Owens	3	0	6	2.0	6	0
Mathis	1	0	-1	-1.0	-1	0
Jaguars	53	15	415	7.8	24	0
Opponents	29	15	236	8.1	72t	1

KICKOFF RET.	NO	YDS	AVG	LG	TD
Wimbush	39	955	24.5	91t	1
Pearman	8	187	23.4	34	0
Alexis	1	31	31.0	31	0
Brady	1	24	24.0	24	0
G. Jones	1	0	0.0	0	0
Jaguars	50	1,197	23.9	91t	1
Opponents	56	1,327	23.7	85	0

2-point Conversions: Garrard, Jaguars 1-1, Opponents 0-0

EGS	1-19	20-29	30-39	40-49	50+
Scobee	0/0	9/9	7/8	5/10	2/3
Jaguars	0/0	9/9	7/8	5/10	2/3
Opponents	0/0	2/2	8/10	9/14	1/1

Scobee: (23G, 41G, 43N, 29G, 41G) (42N, 28G) (32G, 40G) () (32G, 51G, 53G) (23G) (49N, 44N) () (48G, 33G, 26G) (31G) (30G, 38N) (24G, 29G) (27G) (52N, 32G) (40N, 26G) (46G, 38G)
Opponents: () (41G) (35G, 25G) (41N, 46B, 33G, 42G) (31G, 48G) (29G, 46N) (41G) () (41G) () (43N, 42G) (34N) (40G, 34G, 38G, 46G) (35G, 47G, 33G) (37G, 53G, 38N, 48N) ()

SACKS
Hayward 8.5, Spicer 7.5, Peterson 6.0, Meier 6.0, McCray 5.5, D. Smith 4.0, Henderson 3.0, Ayodele 2.5, Grant 1.5, Stroud 1.0, Maddox 1.0, Cousin 0.5, Jaguars 47, Opponents 32.

TACKLES (Solo, Assists, Total)
Peterson (104-86-190), D. Smith (68-49-117), Ayodele (62-38-100), Grant (69-21-90), Henderson (62-21-83), Cooper (52-28-80), Wright (50-28-78), Mathis (46-24-70), Stroud (42-24-66), Spicer (43-13-56), Cousin (31-25-56), Hayward (39-10-49), Meier (35-12-47), Sensabaugh (21-10-31), McCray (20-3-23), Wiley (7-4-11), Darius (6-2-8), Thomas (5-2-7), Gilbert (4-3-7), Favors (1-4-5), Richardson (3-1-4), Maddox (3-1-4), Starks (3-1-4), Winborn (2-0-2), Roberson (1-1-2), Davis (1-0-1), Sorensen (1-0-1), Chase (0-1-2)

USUAL STARTING LINEUP

- OFFENSE**
WR Jimmy Smith (16)
LT Khalif Barnes (12)
Mike Pearson (2)
Ephraim Salaam (2)
LG Vince Manuwai (16)
C Brad Meester (12)
Dennis Norman (4)
RG Chris Naeole (15)
RT Maurice Williams (16)
TE Kyle Brady (14)
George Wright (6)
WR Reggie Williams (7)
Ernest Wilford (8)
QB Byron Leftwich (11)
David Garrard (5)
RB Fred Taylor (11)
LaBrandon Toefield (2)
FB Greg Jones (13)
- DEFENSE**
LE Reggie Hayward (15)
DT Marcus Stroud (16)
DT John Henderson (15)
RE Paul Spicer (14)
OLB Akin Ayodele (11)
MLB Mike Peterson (16)
OLB Daryl Smith (16)
DB Terry Cousin (5)
LCB Rashean Mathis (16)
RCB Kenny Wright (16)
SS Donovin Darius (2)
Deke Cooper (12)
Gerald Sensabaugh (2)
FS Deon Grant (16)

PASSING	ATT	CMP	PCT	YARDS	YDS/ATT	TD	INT	LG	SK/YDS	RATING
Leftwich	302	175	57.9	2,123	7.03	15	5	45t	23/110	89.3
Garrard	168	98	58.3	1,117	6.65	4	1	37	8/45	83.9
Gray	14	8	57.1	100	7.14	2	0	26	1/7	119.0
M. Jones	3	2	66.7	12	4.00	0	0	6	0/0	74.3
Jaguars	487	283	58.1	3,352	6.88	21	6	45t	32/162	88.4
Opponents	482	285	59.1	3,223	6.69	22	19	83t	47/277	78.0

HEAD COACH: JACK DEL RIO

STANDINGS: THIRD IN AFC SOUTH

DATE	OPPONENT	SCORE	W/L/TX	DIS.
Sept. 10	DALLAS	24-17	W	67,164
Sept. 18	PITTSBURGH	9-0	W	67,164
Sept. 24	at Indianapolis	14-21	L	57,041
Oct. 1	at Washington (OT)	30-36	L	89,450
Oct. 8	N.Y. JETS	41-0	W	66,604
Oct. 15	Open date			
Oct. 22	at Houston	7-27	L	70,035
Oct. 29	at Philadelphia	13-6	W	69,249
Nov. 5	TENNESSEE	37-7	W	66,524
Nov. 12	HOUSTON	10-13	L	65,918
Nov. 20	N.Y. GIANTS	26-10	W	67,164
Nov. 26	at Buffalo	24-27	L	63,608
Dec. 3	at Miami	24-10	W	73,160
Dec. 10	INDIANAPOLIS	44-17	W	67,164
Dec. 17	at Tennessee	17-24	L	69,143
Dec. 24	NEW ENGLAND	21-24	L	67,164
Dec. 31	at Kansas City	30-35	L	77,500

	JAX	OPP
TOTAL FIRST DOWNS	293	259
Rushing	127	94
Passing	147	143
Penalty	19	22
Third Down: Made /Att.	85/217	63/227
Third Down Pct.	39.2	36.6
Fourth Down: Made/Att.	7/14	4/14
Fourth Down Pct.	50.0	28.6
POSSESSION AVG.	32:11	27:49
TOTAL NET YARDS	5,423	4,538
Average per Game	338.9	283.6
Total Plays	989	978
Average Per Play	5.5	4.6
NET YARDS RUSHING	2,541	1,460
Average per Game	158.8	91.3
Total Rushes	513	420
NET YARDS PASSING	2,882	3,078
Average per Game	180.1	192.4
Sacked/Yards Lost	30/178	35/200
Gross Yards	3,060	3,278
Att./Completions	446/266	523/294
Completion Pct.	59.6	56.2
Had Intercepted	14	20
PUNTS/AVERAGE	73/40.0	90/41.4
NET PUNTING AVE.	73/33.4	90/35.8
PENALTIES/YARDS	97/806	80/684
FUMBLES/BALLS LOST	16/9	12/4
TOUCHDOWNS	42	32
Rushing	23	14
Passing	17	12
Returns	2	6

BY PERIODS	1	2	3	4	OT	PTS
Jaguars	72	112	80	107	0	371
Opponents	61	64	72	71	6	274

SCORING	TD	RU	PA	RT	PAT	FG	S	TP
Scobee	0	0	0	0	41	4/126	32	0 119
Jones-Drew	16	13	2	1				0 96
Taylor	6	5	1	0				0 36
M. Jones	4	0	4	0				0 24
R. Williams	4	0	4	0				0 24
Wrightster	3	0	3	0				0 18
Gray	2	2	0	0				0 12
Leftwich	2	2	0	0				0 12
Wilford	2	0	2	0				0 12
Lewis	1	0	1	0				0 6
Pearman	1	1	0	0				0 6
Starks	1	0	0	1				0 6
Jaguars	42	23	17		241	4/126	32	0 371
Opponents	32	14	12		631	3/117	24	0 274

RUSHING	NO	YDS	AVG	LG	TD
Taylor	231	1,146	5.0	76	5
Jones-Drew	166	941	5.7	74t	13
Garrard	47	250	5.3	20	0
Pearman	19	89	4.7	12	1
Leftwich	25	41	1.6	7	2
R. Williams	7	33	4.7	10	0
Gray	2	26	13.0	17t	2
ToeField	10	22	2.2	12	0
Alexis	3	5	1.7	3	0
Wimbush	1	3	3.0	3	0
M. Jones	2	-15	-7.5	-6	0
Jaguars	513	2,541	5.0	76	23
Opponents	420	1,460	3.5	40	14

RECEIVING	NO	YDS	AVG	LG	TD
R. Williams	52	616	11.8	48	4
Jones-Drew	46	436	9.5	51t	2
M. Jones	41	643	15.7	49	4
Wrightster	39	353	9.1	23	3
Wilford	36	524	14.6	41	2
Taylor	23	242	10.5	36	1
Lewis	13	126	9.7	31	1
Hankton	5	48	9.6	15	0
Brady	5	37	7.4	13	0
Wimbush	4	23	5.8	9	0
Pearman	2	12	6.0	7	0
Jaguars	266	3,060	11.5	51t	17
Opponents	294	3,278	11.1	68t	12

INTERCEPTIONS	NO	YDS	AVG	LG	TD
Mathis	8	146	18.3	55	0
Grant	2	25	12.5	24	0
Sensabaugh	2	8	4.0	8	0
Starks	1	55	55.0	55t	1
Cousin	1	16	16.0	16	0
Peterson	1	15	15.0	15	0
Greisen	1	6	6.0	6	0
D. Smith	1	4	4.0	4	0
B. Williams	1	4	4.0	4	0
Webb	1	1	1.0	1	0
Ingram	1	0	0.0	0	0
Jaguars	20	280	14.0	55t	1
Opponents	14	222	15.9	83t	2

PUNTING	NO	YDS	AVG	NET	TB	IN	LG	B
Hanson	72	2,920	40.6	33.4	7	20	58	1
Jaguars	732	82040	0.22	4	7	20	58	1
Opponents	903	72441	4.35	8	7	25	73	2

PUNT RET.	NO	FC	YDS	AVG	LG	TD
Pearman	32	16	283	8.8	29	0
C. Owens	9	5	56	6.2	13	0
Mathis	2	1	9	4.5	9	0
Jones-Drew	1	0	13	13.0	13	0
ToeField	1	0	0	0.0	0	0
Jaguars	45	22	361	8.0	29	0
Opponents	29	16	343	11.8	82t	2

KICKOFF RET.	NO	YDS	AVG	LG	TD
Jones-Drew	31	860	27.7	93t	1
Wimbush	8	181	22.6	33	0
Brady	4	18	4.5	9	0
Pearman	3	56	18.7	22	0
Collier	1	8	8.0	8	0
M. Owens	1	4	4.0	4	0
ToeField	1	9	9.0	9	0
Jaguars	49	1,136	23.2	93t	1
Opponents	60	1,262	21.0	70	0

2-point conversions: Jaguars 0-1, Opponents 0-0

FGS	1-19	20-29	30-39	40-49	50+
Scobee	0/0	5/6	7/7	14/18	0/1
Jaguars	0/0	5/6	7/7	14/18	0/1
Opponents	0/0	7/7	3/6	7/10	0/1

SCOBEE: (35G, 49N) (31G, 32G, 42G) (24N, 49N) (46G, 43G, 41G) (43G, 40G) () (40G, 27G) (47G, 21G, 39G) (44G) (39G, 24G, 23G, 48G) (42N, 27G) (48G) (48N, 48G, 34G, 46G) (43G) (53N) (33G) OPPONENTS: (32G, 36N) () () (44G, 37G, 37G) () (38N, 43G, 21G) (25G, 28G) () (25G, 32N, 52N, 28G) (40G) (21G, 42G) (42N, 42G) (41G) (44N, 27G) (48G, 49N) ()

SACKS
McCray 10, Meier 5, Henderson 3.5, Spicer 3, Smith 3, Stroud 2.5, Hawkins 2, Pettway 2, Ingram 1.5, McDaniel 1, Gilbert 1, Stanley 0.5, Jaguars 35, Opponents 30.

TACKLES (Solo, Assists, Total)
Smith (107-63-170), Ingram (67-50-117), Grant (61-24-85), Greisen (48-34-82), Mathis (54-17-71), Henderson (52-12-64), Williams (47-16-63), Darius (47-13-60), Spicer (47-12-59), McCray (42-7-49), Sensabaugh (33-14-47), Peterson (27-20-47), Meier (37-8-45), Cousin (30-12-42), Stroud (31-3-34), Starks (14-13-27), McDaniel (15-6-21), Wiley (14-5-19), Webb (13-3-16), Gilbert (12-4-16), Hawkins (7-1-8), Iwuh (4-3-7), Pettway (5-0-5), Fudge (5-0-5), Stanley (3-1-4), Cordova (3-0-3), Sorensen (2-0-2), Hayward (1-1-0)

USUAL STARTING LINEUP

OFFENSE

- WR Ernest Wilford (12)
- Matt Jones (4)
- LT Khalif Barnes (15)
- LG Vince Manuwai (16)
- C Brad Meester (16)
- RG Chris Naeole (16)
- RT Maurice Williams (16)
- TE Kyle Brady (14)
- George Wrightster (10)
- Mercedes Lewis (3)
- WR Reggie Williams (14)
- QB Byron Leftwich (6)
- David Garrard (10)
- RB Fred Taylor (15)
- FB Derrick Wimbush (6)

DEFENSE

- DE Reggie Hayward (1)
- Bobby McCray (12)
- DT Marcus Stroud (11)
- Rob Meier (8)
- DT John Henderson (16)
- DE Paul Spicer (16)
- OLB Nick Greisen (10)
- Clint Ingram (11)
- MLB Mike Peterson (5)
- OLB Daryl Smith (16)
- DB Terry Cousin (4)
- LCB Rashean Mathis (16)
- RCB Brian Williams (15)
- SS Donovin Darius (10)
- Gerald Sensabaugh (7)
- FS Deon Grant (16)

PASSING	ATT	CMP	PCT	YARDS	YDS/ATT	TD	INT	LG	SK/YDS	RATING
Garrard	241	145	60.2	1,735	7.20	10	9	49	20/119	80.5
Leftwich	183	108	59.0	1,159	6.33	7	5	51t	9/48	79.0
Gray	22	13	59.1	166	7.55	0	0	32	1/11	82.8
M. Jones	0	0	---	0	---	0	0	---	0/0	---
Jaguars	446	266	59.6	3,060	6.86	17	14	51t	30/178	80.0
Opponents	523	294	56.2	3,278	6.27	12	20	68t	35/200	66.8

HEAD COACH: JACK DEL RIO

STANDINGS: FOURTH IN AFC SOUTH

DATE	OPPONENT	SCORE	W/LTIX.	DIS.
Sept. 7	at Tennessee	10-17	L	69,143
Sept. 14	BUFFALO	16-20	L	65,167
Sept. 21	at Indianapolis	23-21	W	65,938
Sept. 28	HOUSTON (OT)	30-27	W	64,061
Oct. 5	PITTSBURGH	21-26	L	65,908
Oct. 12	at Denver	24-17	W	75,674
Oct. 19	Open date			
Oct. 26	CLEVELAND	17-23	L	64,775
Nov. 2	at Cincinnati	19-21	L	64,238
Nov. 9	at Detroit	38-14	W	52,631
Nov. 16	TENNESSEE	14-24	L	65,258
Nov. 23	MINNESOTA	12-30	L	65,064
Dec. 1	at Houston	17-30	L	70,809
Dec. 7	at Chicago	10-23	L	61,736
Dec. 14	GREEN BAY	20-16	W	65,457
Dec. 18	INDIANAPOLIS	24-31	L	65,648
Dec. 28	at Baltimore	7-27	L	71,366

	JAX	OPP
TOTAL FIRST DOWNS	312	289
Rushing	107	98
Passing	183	166
Penalty	22	25
Third Down: Made/Att.	87/213	82/200
Third Down Pct.	40.8	41.0
Fourth Down: Made/Att.	14/24	5/11
Fourth Down Pct.	58.3	45.5
POSSESSION AVG.	31:22	28:38
TOTAL NET YARDS	5,106	5,295
Average per Game	319.1	330.9
Total Plays	1,005	922
Average Per Play	5.1	5.7
NET YARDS RUSHING	1,774	1,709
Average per Game	110.9	106.8
Total Rushes	426	428
NET YARDS PASSING	3,332	3,586
Average per Game	208.3	224.1
Sacked/Yards Lost	42/288	29/191
Gross Yards	3,620	3,777
Att./Completions	537/335	465/297
Completion Pct.	62.4	63.9
Had Interceded	13	13
PUNTS/AVERAGE	67/43.3	67/43.0
NET PUNTING AVE.	67/36.9	67/36.8
PENALTIES/YARDS	104/813	80/691
FUMBLES/BALLS LOST	23/11	15/4
TOUCHDOWNS	35	41
Rushing	17	14
Passing	15	25
Returns	3	2

BY PERIODS	1	2	3	4	OT	PTS
Jaguars	58	88	62	91	3	302
Opponents	101	102	50	114	0	367

SCORING	TD	RU	PA	RT	PAT	FG	S	TP
Scobee	0	0	0	0	0	0	0	0
Jones-Drew	14	12	2	0	0	0	0	84
Owens	3	2	0	1	0	0	0	18
Williams	3	0	3	0	0	0	0	18
Garrard	2	2	0	0	0	0	0	12
M. Jones	2	0	2	0	0	0	0	12
Lewis	2	0	2	0	0	0	0	12
Mathis	2	0	0	2	0	0	0	12
Northcutt	2	0	2	0	0	0	0	12
G. Jones	1	0	1	0	0	0	0	6
Pearman	1	0	1	0	0	0	0	6
Porter	1	0	1	0	0	0	0	6
Taylor	1	1	0	0	0	0	0	6
Williamson	1	0	1	0	0	0	0	6
Jaguars	35	17	15	333/3319/25	1302			
Opp.	41	14	25	240/4027/30	0367			

RUSHING	NO	YDS	AVG	LG	TD
Jones-Drew	197	824	4.2	46t	12
Taylor	143	556	3.9	34	1
Garrard	73	322	4.4	24	2
Owens	2	43	21.5	41t	2
G. Jones	2	13	6.5	13	0
Northcutt	1	9	9.0	9	0
Washington	4	9	2.3	6	0
Williamson	1	1	1.0	1	0
Williams	1	0	0.0	0	0
Lemon	2	-3	-1.5	-1	0
Jaguars	426	1,774	4.2	46t	17
Opponents	428	1,709	4.0	40t	14

RECEIVING	NO	YDS	AVG	LG	TD
M. Jones	65	761	11.7	35	2
Jones-Drew	62	565	9.1	26	2
Northcutt	44	545	12.4	41	2
Lewis	41	489	11.9	30t	2
Williams	37	364	9.8	32	3
Walker	16	217	13.6	32	0
Taylor	16	98	6.1	17	0
G. Jones	13	116	8.9	22	1
Porter	11	181	16.5	33	1
Estandia	10	113	11.3	23	0
Angulo	8	63	7.9	17	0
Williamson	5	30	6.0	10t	1
Wrightster	2	35	17.5	27	0
Owens	2	17	8.5	10	0
Pearman	1	23	23.0	23t	1
Washington	1	9	9.0	9	0
Garrard	1	-6	-6.0	-6	0
Jaguars	335	3,620	10.8	41	15
Opponents	297	3,777	12.7	56t	25

INTERCEPTIONS	NO	YDS	AVG	LG	TD
Mathis	4	151	37.8	72t	2
Sensabaugh	4	38	9.5	23	0
Williams	2	31	15.5	27	0
Nelson	2	0	0.0	0	0
Harvey	1	0	0.0	0	0
Jaguars	13	220	16.9	72t	2
Opponents	13	181	13.9	42	1

PUNTING	NO	YDS	AVG	NET	TB	IN	LG	B
Weatherford	21	915	43.6	37.7	3	2	57	0
Podlesh	46	1,989	43.2	36.6	5	12	60	0
Jaguars	67	9044	3.336.9	8	14	60	0	0
Opponents	67	8784	3.036.8	7	25	61	0	0

PUNT RET.	NO	FC	YDS	AVG	LG	TD
Witherspoon	17	9	192	11.3	38	0
Jones-Drew	7	1	69	9.9	15	0
Northcutt	5	7	14	2.8	9	0
Jaguars	29	17	275	9.5	38	0
Opponents	31	19	269	8.7	28	0

KICKOFF RET.	NO	YDS	AVG	LG	TD
Witherspoon	52	1,250	24.0	51	0
Jones-Drew	13	281	21.6	33	0
Williamson	4	84	21.0	26	0
G. Jones	2	19	9.5	10	0
Owens	2	30	15.0	20	0
Reyes	1	14	14.0	14	0
Jaguars	74	1,678	22.7	51	0
Opponents	51	1,015	19.9	52	0

2-point conversions: Jaguars 0-2, Opponents 0-1

FGS	1-19	20-29	30-39	40-49	50+
Scobee	0/0	7/7	3/6	5/7	4/5
Jaguars	0/0	7/7	3/6	5/7	4/5
Opponents	0/0	9/9	10/12	6/7	2/2

Scobee: (37N, 27G) (28G, 50G, 39G) (26G, 21G, 51G) (46G, 40G, 37G) () (48G) (38B, 53G) (52G, 26G) (34G) () (21G, 46N, 38N) (43N, 29G) (42G) (51N) (44G) ()
Opponents: (47G) (21G, 45G) () (27G, 47G) (38G, 23G) (39G) (32G, 20G, 42G) () (33B) (32G) (54G, 32G, 22G) (38G, 50G, 20G) (22G, 36G, 35G) (22G, 23G, 38G) (30N, 45G) (32G, 48N, 41G)

SACKS
Hayward 4.5, Harvey 3.5, Spicer 3.5, Groves 2.5, Smith 2.5, Henderson 2.0, Ingram 2.0, Landri 2.0, Meier 2.0, Kennedy 1.0, Mathis 1.0, Mincey 1.0, Peterson 1.0, McDaniel 0.5, Jaguars 29, Opponents 42.

TACKLES (Solo, Assists, Total)
Peterson (88-51-139), Smith (89-41-130), Durant (81-32-113), B. Williams (78-11-90), Sensabaugh (70-12-82), Ingram (38-34-72), Nelson (45-19-64), Henderson (37-16-53), Spicer (34-16-50), Meier (31-14-45), Harvey (23-12-35), Mathis (33-0-33), Hayward (24-7-31), Florence (24-2-26), Landri (12-11-23), McDaniel (15-7-22), Prioleau (15-3-18), Groves (12-5-17), T. Williams (15-0-15), Kennedy (4-4-8), Witherspoon (7-0-7), Mincey (3-3-6), Iwuh (0-2-2)

USUAL STARTING LINEUP

- OFFENSE**
WR Reggie Williams (11)
Jerry Porter (6)
LT Khalif Barnes (16)
LG Vince Manuwai (1)
Uche Nwaneri (15)
C Brad Meester (10)
Dennis Norman (6)
RG Maurice Williams (1)
Milford Brown (4)
Tutan Reyes (3)
Dennis Norman (8)
RT Tony Pashos (16)
TE Mercedes Lewis (15)
TE Richard Angulo (7)
Greg Estandia (2)
WR Matt Jones (10)
Troy Williamson (2)
QB David Garrard (16)
RB Fred Taylor (13)
Maurice Jones-Drew (3)
FB Greg Jones (7)
- DEFENSE**
DE Paul Spicer (10)
Derrick Harvey (9)
DT John Henderson (14)
Tony McDaniel (3)
DT Rob Meier (15)
DE Reggie Hayward (13)
OLB Daryl Smith (8)
Clint Ingram (8)
MLB Mike Peterson (10)
Daryl Smith (6)
OLB Clint Ingram (4)
Justin Durant (12)
CB Rashean Mathis (12)
William James (1)
CB Drayton Florence (8)
Brian Williams (11)
SS Brian Williams (5)
Gerald Sensabaugh (10)
FS Reggie Nelson (13)
Gerald Sensabaugh (3)

PASSING	ATT	CMP	PCT	YARDS	YDS/ATT	TD	INT	LG	SK/YDS	RATING
Garrard	535	335	62.6	3,620	6.77	15	13	41	42/288	81.7
Lemon	2	0	0.0	0	0.00	0	0	0	0/0	39.6
Jaguars	537	335	62.4	3,620	6.74	15	13	41	42/288	81.4
Opponents	465	297	63.9	3,777	8.12	25	13	56t	29/191	95.4



2009 STATISTICS (7-9)



HEAD COACH: JACK DEL RIO

STANDINGS: FOURTH IN AFC SOUTH

DATE	OPPONENT	SCORE	W/L/TIX.	DIS.
Sept. 13	at Indianapolis	12-14	L	65,757
Sept. 20	ARIZONA	17-31	L	46,520
Sept. 27	at Houston	31-24	W	70,083
Oct. 4	TENNESSEE	37-17	W	49,014
Oct. 11	at Seattle	0-41	L	67,228
Oct. 18	ST. LOUIS	23-20 (OT)	W	42,088
Oct. 25	Open date			
Nov. 1	at Tennessee	13-30	L	69,143
Nov. 8	KANSAS CITY	24-21	W	45,546
Nov. 15	at N.Y. Jets	24-22	W	76,313
Nov. 22	BUFFALO	18-15	W	47,757
Nov. 29	at San Francisco	3-20	L	69,732
Dec. 6	HOUSTON	23-18	W	42,079
Dec. 13	MIAMI	10-14	L	60,457
Dec. 17	INDIANAPOLIS	31-35	L	63,753
Dec. 27	at New England	7-35	L	68,756
Jan. 3	at Cleveland	17-23	L	66,935

	JAX	OPP
TOTAL FIRST DOWNS	300	307
Rushing	114	100
Passing	170	191
Penalty	16	16
3rd Down: Made/Att	102/226	94/209
3rd Down Pct.	45.1%	45.0%
4th Down: Made/Att	12/21	12/17
4th Down Pct.	57.1%	70.6%
POSSESSION AVG.	30:08	29:52
TOTAL NET YARDS	5,385	5,637
Avg. Per Game	336.6	352.3
Total Plays	1010	982
Avg. Per Play	5.3	5.7
Net Yards Rushing	2,029	1,863
Avg. Per Game	126.8	116.4
Total Rushes	447	458
NET YARDS PASSING	3,356	3,774
Avg. Per Game	209.8	235.9
Sacked/Yards Lost	44/243	14/79
Gross Yards	3,599	3,853
Attempts/Completions	519/315	510/345
Completion Pct.	60.7%	67.6%
Had Intercepted	10	15
PUNTS/AVERAGE	72/41.9	62/44.9
NET PUNTING AVG.	72/38.3	62/39.5
PENALTIES/YARDS	70/542	64/498
FUMBLES/BALL LOST	26/13	22/10
TOUCHDOWNS	34	44
Rushing	19	12
Passing	15	28
Returns	0	4

BY PERIODS	1	2	3	4	OT	PTS
Jaguars	48	113	46	80	3	290
Opponents	69	157	75	79	0	380

SCORING	TD	RU	PA	RT	PAT	FG	S	TP
Jones-Drew	16	15	1	0	0/0	0/0	0	96
Scobee	0	0	0	0	30/31	18/28	0	84
Sims-Walker	7	0	7	0	0/0	0/0	0	42
Garrard	3	3	0	0	0/0	0/0	0	20
Lewis	2	0	2	0	0/0	0/0	0	12
Miller	2	0	2	0	0/0	0/0	0	12
Hughes	1	0	1	0	0/0	0/0	0	6
Jennings	1	1	0	0	0/0	0/0	0	6
Thomas	1	0	1	0	0/0	0/0	0	6
Wilford	1	0	1	0	0/0	0/0	0	6
Jaguars	34	19	15	0	30/31	18/28	0	290
Opponents	44	12	28	4	38/38	24/28	1	380

RUSHING	NO	YDS	AVG	LG	TD
Jones-Drew	312	1,391	4.5	80t	15
Garrard	77	323	4.2	30	3
Jennings	39	202	5.2	28t	1
M. Thomas	12	86	7.2	22	0
G. Jones	4	23	5.8	11	0
Miller	1	3	3.0	3	0
Qwens	2	1	0.5	3	0
Jaguars	447	2,029	4.5	80t	19
Opponents	458	1,863	4.1	89t	12

RECEIVING	NO	YDS	AVG	LG	TD
Sims-Walker	63	869	13.8	61t	7
Jones-Drew	53	374	7.1	19	1
Holt	51	722	14.2	63	0
M. Thomas	48	453	9.4	28	1
Lewis	32	518	16.2	47	2
Miller	21	212	10.1	62	2
Jennings	16	101	6.3	14	0
Wilford	11	123	11.2	30	1
Dillard	6	106	17.7	33	0
Hughes	5	70	14.0	35t	1
G. Jones	5	14	2.8	9	0
Williamson	3	34	11.3	13	0
Potter	1	3	3.0	3	0
Jaguars	315	3,599	11.4	63	15
Opponents	345	3,853	11.2	98t	28

INTERCEPTIONS	NO	YDS	AVG	LG	TD
D. Cox	4	6	1.5	6	0
Mathis	3	46	15.3	29	0
A. Smith	2	34	17.0	30	0
G. Alexander	2	23	11.5	22	0
Groves	1	37	37.0	37	0
Durant	1	27	27.0	27	0
Considine	1	25	25.0	25	0
D. Smith	1	10	10.0	10	0
Jaguars	15	208	13.9	37	0
Opponents	10	234	23.4	56	1

PUNTING	NO	YDS	AVG	NET	TB	IN	LG	B
A. Podlesh	72	3,017	41.9	38.3	5	23	64	0
Jaguars	72	3,017	41.9	38.3	5	23	64	0
Opponents	62	2,784	44.9	39.5	5	21	70	0

PUNT RET.	NO	FC	YDS	AVG	LG	TD
M. Thomas	14	4	118	8.4	44	0
Witherspoon	7	3	78	11.1	42	0
Jones-Drew	2	0	19	9.5	12	0
Hughes	2	0	18	9.0	11	0
Middleton	1	0	0	0.0	0	0
Starks	1	0	0	0.0	0	0
Jaguars	27	7	233	8.6	44	0
Opponents	38	15	159	4.2	13	0

KICKOFF RET.	NO	YDS	AVG	LG	TD
M. Thomas	26	644	24.8	43	0
Witherspoon	24	568	23.7	42	0
Jones-Drew	4	102	25.5	30	0
Jennings	3	56	18.7	24	0
Owens	3	49	16.3	29	0
Underwood	2	38	19.0	24	0
Miller	2	19	9.5	16	0
Ellison	1	16	16.0	16	0
Wilford	1	0	0.0	0	0
Jaguars	66	1,492	22.6	43	0
Opponents	47	1,069	22.7	93t	1

2-Pt. Conversions: Garrard, Jaguars 1-3, Opponents 2-6

FGS	1-19	20-29	30-39	40-49	50+
J.Scobee	0/0	7/8	4/4	3/7	4/9
Jaguars	0/0	7/8	4/4	3/7	4/9
Opponents	0/0	12/12	4/5	7/8	1/3

Scobee: (24G, 46G, 63N) (30G, 46B) (52G) (22G, 50G, 55N, 33G) () (58N, 36G) () (53N, 27G) (49N, 21G) (29G) (40N, 32G, 21N) (51G, 46G, 24G) (25G) (50G, 57N) () (47G, 43N)
Opponents: (52N) (45G, 48N) (27G) (29G) (47G, 27G) (52G, 27G) (48G, 25G, 45G) (45G, 21G, 56N) (32G, 37G, 40G) (26G, 28G, 22G) (46G, 27G) (32G) (38N) () () (27G, 21G, 33G)

SACKS
Henderson 3.0, Harvey 2.0, Knighton 1.5, D. Smith 1.5, Ingram 1.0, Stanley 1.0, Hayward 1.0, Durant 1.0, Ellison 1.0, Landri 1.0; Jaguars: 14.0, Opponents: 44.0

TACKLES (Solo, Assists, Total)
D. Smith (101-49-150), Durant (90-45-135), Ingram (47-30-77), Nelson (60-17-77), Cox (56-20-76), Harvey (37-32-69), Henderson (27-33-60), Alexander (39-19-58), Allen (35-23-58), Knighton (29-24-53), Mathis (28-12-40), Iwuh (26-12-38), Considine (24-12-36), Brackenridge (23-11-34), Groves (22-12-34), Ellison (16-12-28), A. Smith (21-7-28), Stanley (17-7-24), Landri (8-7-15), Russell (6-8-14), Ju. Williams (6-4-10), B. Smith (4-5-9), Starks (4-3-7), Middleton (7-0-7), Navarre (3-2-5), Hayward (2-1-3), Harrington (1-0-1), Peterson (0-1-1)

USUAL STARTING LINEUP

OFFENSE

- WR Mike Sims-Walker (14)
- Mike Thomas (4)
- LT Eugene Monroe (13)
- Tra Thomas (3)
- LG Vince Manuwai (16)
- C Brad Meester (16)
- RG Uche Nwaneri (13)
- Maurice Williams (3)
- RT Eben Britton (15)
- Maurice Williams (1)
- TE Mercedes Lewis (15)
- Ernest Wilford (7)
- WR Torry Holt (12)
- QB David Garrard (16)
- RB Maurice Jones-Drew (16)
- FB Greg Jones (7)

DEFENSE

- DE Derrick Harvey (16)
- DT John Henderson (15)
- Atiyah Ellison (2)
- DT Terrance Knighton (16)
- DE Quentin Groves (7)
- Atiyah Ellison (4)
- OLB Daryl Smith (16)
- MLB Justin Durant (13)
- OLB Clint Ingram (12)
- CB Rashean Mathis (10)
- Tryon Brackenridge (5)
- CB Derek Cox (16)
- SS Sean Considine (6)
- Gerald Alexander (10)
- FS Reggie Nelson (14)
- Anthony Smith (2)

PASSING	ATT	CMP	PCT	YARDS	YDS/ATT	TD	INT	LG	SK/YDS	RATING
Garrard	516	314	60.9	3,597	7.0	15	10	63	42/236	83.5
McCown	3	1	33.3	2	0.7	0	0	2	2/7	42.4
Jaguars	519	315	60.7	3,599	6.9	15	10	63	44/243	83.2
Opponents	510	345	67.6	3,853	7.6	28	15	98t	14/79	96.0

HEAD COACH: JACK DEL RIO

STANDINGS: SECOND IN AFC SOUTH

DATE	OPPONENT	SCORE	W/L	TIX.	DIS.
Sept. 12	DENVER	24-17	W	63,636	
Sept. 19	at San Diego	13-38	L	62,691	
Sept. 26	PHILADELPHIA	3-28	L	63,256	
Oct. 3	INDIANAPOLIS	31-28	W	63,111	
Oct. 10	at Buffalo	36-26	W	58,304	
Oct. 18	TENNESSEE	3-30	L	63,625	
Oct. 24	at Kansas City	20-42	L	69,105	
Oct. 31	at Dallas	35-17	W	81,395	
Nov. 7	Open date				
Nov. 14	HOUSTON	31-24	W	62,340	
Nov. 21	CLEVELAND	24-20	W	62,254	
Nov. 28	at N.Y. Giants	20-24	L	78,533	
Dec. 5	at Tennessee	17-6	W	69,143	
Dec. 12	OAKLAND	38-31	W	62,570	
Dec. 18	at Indianapolis	24-34	L	67,147	
Dec. 26	WASHINGTON	17-20 (OT)	L	63,470	
Jan. 2	at Houston	17-34	L	71,023	

	JAX	OPP
TOTAL FIRST DOWNS	330	316
Rushing	148	98
Passing	161	197
Penalty	21	21
3rd Down: Made/Att	81/203	78/189
3rd Down Pct.	39.9%	41.3%
4th Down: Made/Att	16/25	8/18
4th Down Pct.	64.0%	44.4%
POSSESSION AVG.	31:43	28:17
TOTAL NET YARDS	5,460	5,949
Avg. Per Game	341.3	371.8
Total Plays	1019	948
Avg. Per Play	5.4	6.3
Net Yards Rushing	2,395	1,945
Avg. Per Game	149.7	121.6
Total Rushes	512	416
NET YARDS PASSING	3,065	4,004
Avg. Per Game	191.6	250.3
Sacked/Yards Lost	38/291	26/189
Gross Yards	3,356	4,193
Attempts/Completions	469/291	506/329
Completion Pct.	62.0%	65.0%
Had Intercepted	21	13
PUNTS/AVERAGE	57/43.8	64/42.4
NET PUNTING AVG.	57/39.2	64/36.5
PENALTIES/YARDS	83/675	85/748
FUMBLES/BALL LOST	23/12	12/5
TOUCHDOWNS	41	50
Rushing	14	19
Passing	26	28
Returns	1	3

BY PERIODS	1	2	3	4	OT	PTS
Jaguars	43	129	86	95	0	353
Opponents	88	92	102	134	3	419

SCORING	TD	RU	PA	RT	PAT	FG	S	TP
Scobee	0	0	0	0	0	0	0	107
Lewis	10	0	10	0	0/0	0/0	0	60
Jones-Drew	7	5	2	0	0/0	0/0	0	42
Sims-Walker	7	0	7	0	0/0	0/0	0	42
Garrard	5	5	0	0	0/0	0/0	0	30
Thomas	5	0	4	1	0/0	0/0	0	30
Jennings	4	4	0	0	0/0	0/0	0	24
J. Hill	1	0	1	0	0/0	0/0	0	6
Miller	1	0	1	0	0/0	0/0	0	6
Osgood	1	0	1	0	0/0	0/0	0	6
Jaguars	41	14	26	141	4/122	28	0	353
Opponents	50	19	28	348	4/823	25	0	419

RUSHING	NO	YDS	AVG	LG	TD
Jones-Drew	299	1,324	4.4	37	5
Jennings	84	459	5.5	74t	4
Garrard	66	279	4.2	25t	5
Karim	35	160	4.6	15	0
M. Thomas	12	114	9.5	33	0
Edwards	9	34	3.8	14	0
Miller	2	9	4.5	8	0
Bouman	2	8	4.0	6	0
G. Jones	2	4	2.0	3	0
McCown	1	4	4.0	4	0
Jaguars	512	2,395	4.7	74t	14
Opponents	416	1,945	4.7	70	19

RECEIVING	NO	YDS	AVG	LG	TD
M. Thomas	66	820	12.4	50t	4
Lewis	58	700	12.1	42t	10
Sims-Walker	43	562	13.1	39	7
Jones-Drew	34	317	9.3	75	2
Jennings	26	223	8.6	25	0
Miller	20	216	10.8	52t	1
J. Hill	11	248	22.5	48t	1
G. Jones	11	47	4.3	12	0
Underwood	8	111	13.9	22	0
Osgood	6	60	10.0	24t	1
Potter	3	24	8.0	10	0
Karim	3	10	3.3	7	0
Bolen	1	15	15.0	15	0
Wilford	1	3	3.0	3	0
Jaguars	291	3,356	11.5	75	26
Opponents	329	4,193	12.7	67t	28

INTERCEPTIONS	NO	YDS	AVG	LG	TD
D. Cox	4	14	3.5	14	0
A. Smith	1	47	47.0	47	0
Mathis	1	24	24.0	24	0
Greene	1	8	8.0	8	0
D. Smith	1	8	8.0	8	0
Carey	1	7	7.0	7	0
Middleton	1	2	2.0	2	0
D. Jones	1	0	0.0	0	0
Considine	1	-2	-2.0	-2	0
Knighon	1	-3	-3.0	-3	0
Jaguars	13	105	8.1	47	0
Opponents	21	263	12.5	38	1

PUNTING	NO	YDS	AVG	NET	TB	IN	LG	B
Podlesh	57	2,496	43.8	39.2	7	26	63	0
Jaguars	57	2,496	43.8	39.2	7	26	63	0
Opponents	64	2,714	42.4	36.5	1	16	66	1

PUNT RET.	NO	FC	YDS	AVG	LG	TD
M. Thomas	34	7	358	10.5	78t	1
Brackenridge	1	0	1	1.0	1	0
Osgood	1	0	0	0.0	0	0
Mathis	0	1	0	---	---	0
Jaguars	36	8	359	10.0	78t	1
Opponents	19	15	123	6.5	13	0

2-Pt. Conversions: Jaguars 0-0, Opponents 1-2

KICKOFF RET.	NO	YDS	AVG	LG	TD
Karim	50	1,248	25.0	65	0
Underwood	24	561	23.4	53	0
Bolen	1	5	5.0	5	0
J. Hill	1	30	30.0	30	0
Miller	1	22	22.0	22	0
Owens	1	22	22.0	22	0
Potter	1	15	15.0	15	0
Wilford	1	0	0.0	0	0
Jaguars	80	1,903	23.8	65	0
Opponents	59	1,266	21.5	46	1

FGS	1-19	20-29	30-39	40-49	50+
J.Scobee	2/2	3/3	6/7	9/14	2/2
Jaguars	2/2	3/3	6/7	9/14	2/2
Opponents	0/0	9/9	10/10	3/3	1/3

Scobee: (45G) (44G, 48G) (51G) (59G) (49G, 49G, 34G, 40G, 46G) (33G) (35G, 18G) () (38G, 39N, 43N) (47G) (22G, 42G) (26G, 49B, 48N) (19G) (22G) (44N, 34G) (39G, 46N)
Opponents: (54 G) (41G) () () (29G, 22G) (26G, 33G, 36G) () (34G) (24G) (51N, 38G, 51N, 41G) (22G, 29G, 28G) (37G, 30G) (26G) (34G, 37G) (48G, 31G) (26G, 33G)

SACKS
Mincey 5.0, Kampman 4.0, Knighton 4.0, Alualu 3.5, D. Smith 3.5, Harvey 2.5, Hart 1.5, Considine 1.0, Middleton 1.0; Jaguars: 26.0, Opponents: 38.0

TACKLES (Solo, Assists, Total)
D.Smith (109-47-156), Morrison (87-54-141), Durant (71-28-99), Knighton (52-32-84), Alualu (50-27-77), Greene (44-33-77), Mincey (41-28-69), Mathis (36-23-59), Kampman (34-21-55), Allen (38-16-54), Considine (33-19-52), D. Cox (36-16-52), Carey (29-22-51), Middleton (26-16-42), Harvey (16-18-34), Lane (20-13-33), D. Jones (22-5-27), Douzable (13-14-27), A. Smith (13-3-16), G. Alexander (6-9-15), Hart (9-4-13), Mosley (2-4-6), Brackenridge (4-0-4), Cohen (3-0-3), Morgan (2-1-3), Hamlin (2-1-3), Bowen (1-0-1)

USUAL STARTING LINEUP

OFFENSE

- WR Mike Sims-Walker (13)
- Kassim Osgood (3)
- LT Eugene Monroe (15)
- LG Vince Manuwai (11)
- Justin Smiley (5)
- C Brad Meester (16)
- RG Uche Nwaneri (16)
- RT Jordan Black (9)
- Eben Britton (7)
- TE Mercedes Lewis (16)
- Zach Miller (5)
- WR Mike Thomas (11)
- QB David Garrard (14)
- RB Maurice Jones-Drew (14)
- Rashad Jennings (3)
- FB Greg Jones (13)

DEFENSE

- DE Aaron Kampman (8)
- Jeremy Mincey (8)
- DT Terrance Knighton (16)
- DT Tyson Alualu (16)
- DE Austen Lane (9)
- Derrick Harvey (7)
- OLB Daryl Smith (16)
- MLB Kirk Morrison (16)
- OLB Justin Durant (9)
- Russell Allen (4)
- CB Rashean Mathis (16)
- CB Derek Cox (11)
- David Jones (5)
- SS Courtney Greene (11)
- Anthony Smith (3)
- FS Don Carey (10)
- Gerald Alexander (3)
- Sean Considine (3)

PASSING	ATT	CMP	PCT	YARDS	YDS/ATT	TD	INT	LG	SK/YDS	RATING
Garrard	366	266	64.5	2,734	7.5	23	15	75	33/253	90.8
Edwards	49	26	53.1	280	5.7	1	3	44	4/32	51.4
Bouman	34	18	52.9	222	6.5	2	2	29	1/6	68.5
McCown	19	11	57.9	120	6.3	0	0	25	0/0	76.6
Jones-Drew	1	0	0.0	0	0.0	0	1	0	0/0	0.0
Jaguars	469	291	62.0	3,356	7.2	26	21	75	38/291	83.4
Opponents	506	329	65.0	4,193	8.3	28	13	67t	26/189	98.5



2011 STATISTICS (5-11)



HEAD COACH: JACK DEL RIO (FIRST 11 GAMES), MEL TUCKER (LAST 5 GAMES)

STANDINGS: THIRD IN AFC SOUTH

DATE	OPPONENT	SCORE	W/LTIX.	DIS.
Sept. 11	TENNESSEE	16-14	W	61,619
Sept. 19	at N.Y. Jets	3-32	L	78,834
Sept. 26	at Carolina	10-16	L	71,704
Oct. 2	NEW ORLEANS	10-23	L	62,471
Oct. 9	CINCINNATI	20-30	L	61,799
Oct. 16	at Pittsburgh	13-17	L	62,934
Oct. 24	BALTIMORE	12-7	W	62,976
Oct. 30	at Houston	14-24	L	71,412
Nov. 13	at Indianapolis	17-3	W	64,619
Nov. 20	at Cleveland	10-14	L	63,498
Nov. 27	HOUSTON	13-20	L	62,004
Dec. 5	SAN DIEGO	14-38	L	62,743
Dec. 11	TAMPA BAY	41-14	W	62,562
Dec. 15	at Atlanta	14-41	L	68,856
Dec. 24	at Tennessee	17-23	L	69,143
Jan. 1	INDIANAPOLIS	19-13	W	62,481

	JAX	OPP
TOTAL FIRST DOWNS	251	268
Rushing	103	73
Passing	122	175
Penalty	26	20
3rd Down: Made/Att	81/241	79/218
3rd Down Pct.	33.6%	36.2%
4th Down: Made/Att	6/17	4/9
4th Down Pct.	35.3%	44.4%
POSSESSION AVG.	30:02	29:58
TOTAL NET YARDS	4,149	5,008
Avg. Per Game	259.3	313.0
Total Plays	1,002	979
Avg. Per Play	4.1	5.1
NET YARDS RUSHING	1,970	1,667
Avg. Per Game	123.1	104.2
Total Rushes	489	435
NET YARDS PASSING	2,179	3,341
Avg. Per Game	136.2	208.8
Sacked/Yards Lost	44/331	31/213
Gross Yards	2,510	3,554
Attempts/Completions	469/240	513/326
Completion Pct.	51.2%	63.5%
Had Intercepted	15	17
PUNTS/AVERAGE	99/41.9	89/43.3
NET PUNTING AVG.	99/36.5	89/39.4
PENALTIES/YARDS	77/680	105/895
FUMBLES/BALL LOST	27/8	21/11
TOUCHDOWNS	25	37
Rushing	9	14
Passing	12	21
Returns	4	2

BY PERIODS	1	2	3	4	OT	PTS
Jaguars	44	100	33	66	0	243
Opponents	83	103	64	79	0	329

SCORING TD	RU	PA	RT	PAT	FG	S	TP
Scobee	0	0	0	0	24/24	23/25	0 93
Jones-Drew	11	8	3	0	0/0	0/0	0 66
Hill	3	0	3	0	0/0	0/0	0 18
West	2	0	2	0	0/0	0/0	0 12
Cloherly	1	0	0	1	0/0	0/0	0 6
Collins	1	0	0	1	0/0	0/0	0 6
Dillard	1	0	1	0	0/0	0/0	0 6
Jones	1	1	0	0	0/0	0/0	0 6
Miller	1	0	1	0	0/0	0/0	0 6
Potter	1	0	0	1	0/0	0/0	0 6
Shorts	1	0	1	0	0/0	0/0	0 6
Thomas	1	0	1	0	0/0	0/0	0 6
Youboty	1	0	0	1	0/0	0/0	0 6
Jaguars	25	9	12	424	2423	25	0 243
Opponents	37	14	21	235	3622	29	2 329

RUSHING	NO	YDS	AVG	LG	TD
Jones-Drew	343	1,606	4.7	56	8
Karim	63	130	2.1	14	0
Gabbert	48	98	2.0	12	0
D. Harris	9	42	4.7	24	0
Owens	10	39	3.9	9	0
McCown	7	23	3.3	9	0
Bolen	2	14	7.0	10	0
Thomas	3	11	3.7	12	0
G. Jones	2	7	3.5	6	1
N. Harris	1	0	0.0	0	0
Turk	1	0	0.0	0	0
Jaguars	489	1,970	4.0	56	9
Opponents	435	1,667	3.8	68	14

RECEIVING	NO	YDS	AVG	LG	TD
Thomas	44	415	9.4	47	1
Jones-Drew	43	374	8.7	48	3
Lewis	39	460	11.8	62	0
Dillard	29	292	10.1	25	1
Hill	25	367	14.7	74t	3
Karim	14	120	8.6	20	0
West	13	163	12.5	23t	2
Potter	5	50	10.0	22	0
Osgood	5	42	8.4	19	0
Cloherly	4	57	14.3	21	0
Miller	4	42	10.5	14t	1
G. Jones	4	19	4.8	10	1
Price	2	39	19.5	21	0
Shorts	2	30	15.0	25	1
Bolen	2	6	3.0	4	0
Owens	2	2	1.0	6	0
Whimper	1	17	17.0	17	0
Sims-Walker	1	11	11.0	11	0
D. Harris	1	4	4.0	4	0
Jaguars	240	2,510	10.5	74t	12
Opponents	326	3,554	10.9	80t	21

INTERCEPTIONS	NO	YDS	AVG	LG	TD
Landry	2	28	14.0	28	0
Lowery	2	26	13.0	30	0
Trent	2	17	8.5	22	0
Coleman	2	5	2.5	8	0
Posluszny	2	2	1.0	2	0
Smith	1	25	25.0	25	0
Rutland	1	37	32.0	25	0
Middleton	1	11	11.0	11	0
Mincey	1	5	5.0	5	0
Allen	1	3	3.0	3	0
Mathis	1	1	1.0	1	0
Youboty	1	0	0.0	0	0
Jaguars	17	139	8.2	30	0
Opponents	15	177	11.8	37	0

PUNTING	NO	YDS	AVG	NET	TB	IN	LG	B
Harris	72	3,075	42.7	37.9	5	13	55	0
Turk	27	1,072	39.7	32.8	5	7	65	0
Jaguars	99	4,147	41.9	36.5	10	20	65	0
Opponents	89	3,852	43.3	39.4	10	25	71	1

PUNT RET.	NO	FC	YDS	AVG	LG	TD
Thomas	19	5	88	4.6	28	0
Shorts	12	6	50	4.2	27	0
Dillard	3	6	10	3.3	5	0
Mathis	0	2	0	-	-	0
Jaguars	34	19	148	4.4	28	0
Opponents	48	17	333	6.9	42	0

KICKOFF RET.	NO	YDS	AVG	LG	TD
Karim	27	652	24.1	37	0
D. Harris	14	308	22.0	35	0
Shorts	4	82	20.5	23	0
Owens	1	13	13.0	13	0
Potter	1	0	0.0	0	0
Jaguars	47	1,055	22.4	37	0
Opponents	26	632	24.3	46	0

2-Pt. Conversions: Jaguars 0-1, Opponents 1-1

FGS	1-19	20-29	30-39	40-49	50+
J. Scobee	1/1	5/5	5/5	7/8	5/6
Jaguars	1/1	5/5	5/5	7/8	5/6
Opponents	0/0	5/5	10/11	4/6	3/7

Scobee: (48G, 21G, 45G) (55G) (53G) (31G) (19G, 20G) (46G, 45G) (54G, 54G, 22G, 51G) () (44G, 45N) (42G) (21G, 55N, 35G) () () () (39G) (25G, 32G, 47G, 39G)

Opponents: (67N) (38G, 45G, 23G) (35G, 32G) (53N, 38G, 39G, 21G, 50N) (47G) (21G, 46N) (52N) (46N, 39G) (42G) (38N) (53G, 33G) (29G) () (33G, 31G) (51G, 51G, 35G) (48G, 20G)

SACKS
Mincey 8.0, Roth 3.5, D. Smith 3.5, Alualu 2.5, Chick 2.5, Coleman 2.0, Posluszny 2.0, Douzable 1.0, Lane 1.0, Lowery 1.0, Mosley 1.0, Session 1.0, Allen 0.5, Collins 0.5, Landry 0.5, Selvie 0.5; Jaguars: 31.0, Opponents: 44.0

TACKLES (Solo, Assists, Total)
Posluszny (132-60-192), D. Smith (125-41-166), Landry (69-46-115), Mincey (61-40-101), Alualu (43-38-81), Allen (51-25-76), Knighton (38-23-61), Douzable (35-26-61), Mosley (30-20-50), Lowery (31-16-47), Session (35-9-44), Coleman (32-12-44), Roth (29-14-43), Mathis (27-9-36), Middleton (22-11-33), Youboty (24-5-29), Prosinski (7-12-19), Rutland (10-8-18), Lane (7-9-16), Cox (12-4-16), Collins (7-8-15), Owusu-Ansah (9-5-14), Chick (8-1-9), Trent (4-4-8), Greene (5-2-7), Selvie (3-1-4), Kampman (1-1-2), Franklin (0-3-3), D. Jones (1-0-1), Brown (1-0-1)

USUAL STARTING LINEUP

OFFENSE

- WR Jason Hill (10)
- Jarett Dillard (5)
- LT Eugene Monroe (14)
- LG Will Rackley (14)
- C Brad Meester (16)
- RG Uche Nwaneri (16)
- RT Guy Whimper (15)
- TE Mercedes Lewis (15)
- Zach Potter (7)
- WR Mike Thomas (13)
- QB Blaine Gabbert (14)
- RB Maurice Jones-Drew (16)
- FB Greg Jones (9)

DEFENSE

- DE Jeremy Mincey (16)
- DT Terrance Knighton (13)
- C.J. Mosley (3)
- DT Tyson Alualu (16)
- DE Matt Roth (9)
- Leger Douzable (6)
- DLB Daryl Smith (16)
- MLB Paul Posluszny (16)
- OLB Clint Session (6)
- Russell Allen (6)
- CB Rashean Mathis (9)
- William Middleton (6)
- CB Derek Cox (6)
- Ashton Youboty (5)
- SS Dawan Landry (16)
- FS Dwight Lowery (11)

PASSING	ATT	CMP	YARDS	PCT	YDS/ATT	TD	INT	LG	SK/YDS	RATING
Gabbert	413	210	2,214	50.8	5.4	12	11	74t	40/293	65.4
L. McCown	56	30	296	53.6	5.3	0	4	26	4/38	39.0
Jaguars	469	240	2,510	51.2	5.4	12	15	74t	44/331	62.2
Opponents	513	326	3,554	63.5	6.9	21	17	80t	31/213	83.7

HEAD COACH: MIKE MULARKEY

STANDINGS: FOURTH IN AFC SOUTH

DATE	OPPONENT	SCORE	W/L	TIX.	DIS.
Sept. 9	at Minnesota	23-26 (OT)	L	56,607	
Sept. 16	HOUSTON	7-27	L	62,907	
Sept. 23	at Indianapolis	22-17	W	63,536	
Sept. 30	CINCINNATI	10-27	L	63,030	
Oct. 7	CHICAGO	3-41	L	67,012	
Oct. 21	at Oakland	23-26 (OT)	L	51,634	
Oct. 28	at Green Bay	15-24	L	70,464	
Nov. 4	DETROIT	14-31	L	63,050	
Nov. 8	INDIANAPOLIS	10-27	L	63,272	
Nov. 18	at Houston	37-43 (OT)	L	71,676	
Nov. 25	TENNESSEE	24-19	W	63,323	
Dec. 2	at Buffalo	18-34	L	53,971	
Dec. 9	NEW YORK JETS	10-17	L	67,027	
Dec. 16	at Miami	3-24	L	53,667	
Dec. 23	NEW ENGLAND	16-23	L	70,251	
Dec. 30	at Tennessee	20-38	L	69,143	

	JAX	OPP
TOTAL FIRST DOWNS	269	364
Rushing	76	133
Passing	157	194
Penalty	36	37
3rd Down: Made/Att	64/216	89/215
3rd Down Pct.	29.6%	41.4%
4th Down: Made/Att	8/26	4/9
4th Down Pct.	30.8%	44.4%
POSSESSION AVG.	27:29	32:31
TOTAL NET YARDS	4788	6088
Avg. Per Game	299.3	380.5
Total Plays	994	1100
Avg. Per Play	4.8	5.5
NET YARDS RUSHING	1369	2256
Avg. Per Game	85.6	141.0
Total Rushes	358	545
NET YARDS PASSING	3419	3832
Avg. Per Game	213.7	239.5
Sacked/Yards Lost	50/327	20/128
Gross Yards	3746	3960
Attempts/Completions	586/328	535/341
Completion Pct.	56.0%	63.7%
Had Intercepted	17	12
PUNTS/AVERAGE	92/47.3	68/46.0
NET PUNTING AVG.	40.4	39.8
PENALTIES/YARDS	101/955	101/820
FUMBLES/BALL LOST	20/9	17/11
TOUCHDOWNS	26	48
Rushing	5	19
Passing	20	21
Returns	1	8

BY PERIODS	1	2	3	4	OT	PTS
Jaguars	50	71	43	88	3	255
Opponents	66	134	87	142	15	444

SCORING	TD	RU	PA	RT	PAT	FG	S	TP
Scobee	0	0	0	0	18/19	25/28	0	93
Shorts	7	0	7	0	0/0	0/0	0	42
Blackmon	5	0	5	0	0/0	0/0	1	32
Lewis	4	0	4	0	0/0	0/0	0	24
Jennings	2	2	0	0	0/0	0/0	1	14
Jones-Drew	2	1	1	0	0/0	0/0	0	12
Owens	1	1	0	0	0/0	0/0	1	8
Harris	1	0	0	1	0/0	0/0	0	6
Whimper	1	0	1	0	0/0	0/0	0	6
Henne	1	1	0	0	0/0	0/0	0	6
Shiple	1	0	1	0	0/0	0/0	0	6
Spurlock	1	0	1	0	0/0	0/0	0	6
Jaguars	26	5	20	1	18/19	25/28	3	255
Opponents	48	19	21	8	46/46	36/43	1	444

RUSHING	NO	YDS	AVG	LG	TD
Jones-Drew	86	414	4.8	59t	1
Jennings	101	283	2.8	21	2
Owens	42	209	5.0	32t	1
Parme	40	143	3.6	28	0
Murphy	23	92	4.0	14	0
Toston	17	74	4.4	14	0
Henne	19	64	3.4	15	1
Gabbert	18	56	3.1	10	0
Blackmon	2	23	11.5	12	0
Jones	5	8	1.6	4	0
Todman	3	8	2.7	6	0
Thomas	1	-1	-1.0	-1	0
Shorts	1	-4	-4.0	-4	0
Jaguars	358	1369	3.8	59t	5
Opponents	545	2256	4.1	53	19

RECEIVING	NO	YDS	AVG	LG	TD
Blackmon	64	865	13.5	81t	5
Shorts	55	979	17.8	80t	7
Lewis	52	540	10.4	26	4
Robinson	24	252	10.5	32	0
Shiple	23	244	10.6	36	1
Jennings	19	130	6.8	26	0
Spurlock	14	121	8.6	22	1
Jones-Drew	14	86	6.1	13	1
Thomas	13	80	6.2	12	0
Jones	11	64	5.8	10	0
Elliott	10	108	10.8	22	0
Owens	8	113	14.1	53	0
Parme	7	60	8.6	26	0
Toston	3	41	13.7	21	0
Clemons	3	41	13.7	17	0
Whimper	2	11	5.5	10	1
Potter	2	6	3.0	4	0
Stanback	1	6	6.0	6	0
Ta'ufou	1	5	5.0	5	0
Todman	1	0	0.0	0	0
Henne	1	-6	-6.0	-6	0
Murphy	0	0	0	0	0
Brown	0	0	0	0	0
Jaguars	328	3746	11.4	81t	20
Opponents	341	3960	11.6	59	21

INTERCEPTIONS	NO	YDS	AVG	LG	TD
Cox	4	18	4.5	16	0
Posluszny	3	20	6.7	13	0
Landry	1	47	47.0	21	0
Lowery	1	21	21.0	21	0
Bosworth	1	10	10.0	10	0
Prosinski	1	6	6.0	4	0
Harris	1	0	0.0	0	0
Jaguars	12	122	10.2	21	0
Opponents	17	400	23.5	79t	5

PUNTING	NO	YDS	AVG	NET	TB	IN	LG	B
Anger	91	4353	47.8	40.8	5	31	73	1
Jaguars	91	4353	47.3	40.8	5	31	73	1
Opponents	67	3131	46.0	40.3	7	20	65	1

PUNT RET.	NO	FC	YDS	AVG	LG	TD
Shiple	10	1	75	7.5	15	0
Thomas	8	1	56	7.0	18	0
Spurlock	6	4	51	8.5	28	0
Cosby	5	4	46	9.2	15	0
Ross	3	3	16	5.3	6	0
Jones-Drew	2	0	4	2.0	4	0
Jaguars	34	13	248	7.3	28	0
Opponents	40	29	495	12.4	81t	2

KICKOFF RET.	NO	YDS	AVG	LG	TD
Jennings	10	241	24.1	29	0
Parme	10	233	23.3	38	0
Spurlock	6	118	19.7	24	0
Shiple	6	117	19.5	24	0
Murphy	5	118	23.6	32	0
Cosby	5	99	19.8	32	0
Todman	4	78	19.5	24	0
Toston	3	65	21.7	25	0
Thomas	2	34	17.0	20	0
Potter	1	11	11.0	11	0
Selvie	1	0	0.0	0	0
Jaguars	53	1114	21.0	38	0
Opponents	39	1009	25.9	55	0

2-Pt. Conversions: Team 3/ 7, Opponents: 1/ 1

FGS	1-19	20-29	30-39	40-49	50+
Scobee	1/1	4/4	8/8	11/13	1/2
Team	1/1	4/4	8/8	11/13	1/2
Opponents	0/0	7/7	17/17	19/9	12/3/5

Scobee: (19G, 26G, 47G) () (44G, 47G, 26G) (21G) (31G) (50G, 40G, 45G) (38G, 22G, 32G) (44N, 40G) (43G, 40G, 33G) (41G) (36G) (31G, 55N) (37G) (41G, 43N, 35G, 42G) ()
Opponents: (20G, 42G, 55G, 38G) (31G, 37G) (36N, 37G) (35G, 35G) (32G, 31G) (21G, 33G, 31G, 64N, 40G) (32N, 25G) (47N, 42G) (31G, 41G) (42G, 50N, 27G, 47N, 25G) (38G, 42N, 40G, 39G, 33G) (29G, 50G) (44G) (53G, 30G, 31G) (25G, 49G, 38G) (48G)

SACKS
Sacks: T.Alualu 3.5, J.Mincey 3.0, C.Mosley 2.5, T.Knighton 2.0, P.Posluszny 2.0, A.Lane 2.0, J. Babin 1.5, M.Harris 1.0, A.Branch 1.0, G.Selvie 1.0, R.Allen 0.5. Jaguars: 20.0, Opponents: 50.0

TACKLES (Solo, Assists, Total)
Posluszny (152-79-231), Allen (137-64-201), Landry (90-86-176), Alualu (36-46-82), Mosley (44-36-80), Mincey (43-31-74), Prosinski (44-22-66), Ross (45-20-65), Harris (44-18-62), Knighton (31-30-61), Cox (49-10-59), Lane (27-27-54), Bosworth (32-21-53), Lowery (28-25-53), Stanford (15-21-36), Selvie (13-17-30), Mathis (15-9-24), Branch (9-11-20), Middleton (10-8-18), Babin (8-9-17), D'A.Smith (8-4-12), D. Smith (4-6-10), Rutland (4-6-10), Chick (2-6-8), Pendleton (2-2-4), Morgan (2-0-2)

USUAL STARTING LINEUP

- OFFENSE**
WR Laurent Robinson (4)
Cecil Shorts III (9)
LT Eugene Monroe (16)
LG Mike Brewster (7)
Eben Britton (5)
Austin Pasztor (3)
C Brad Meester (16)
RG Uche Nwaneri (15)
RT Cameron Bradfield (12)
Guy Whimper (4)
TE Mercedes Lewis (15)
WR Justin Blackmon (15)
QB Blaine Gabbert (9)
Chad Henne (6)
RB Maurice Jones-Drew (5)
Rashad Jennings (5)
FB Greg Jones (4)

- DEFENSE**
DE Jeremy Mincey (11)
Jason Babin (4)
DT Tyson Alualu (15)
DT C.J. Mosley (12)
Terrance Knighton (4)
DE Austin Lane (7)
Jeremy Mincey (5)
OLB Kyle Bosworth (5)
Julian Stanford (6)
MLB Paul Posluszny (16)
OLB Russell Allen (16)
CB Aaron Ross (6)
Rashean Mathis (4)
Mike Harris (4)
CB Derek Cox (11)
William Middleton (3)
SS Dawan Landry (16)
FS Dwight Lowery (9)
Chris Prosinski (7)

PASSING	ATT	CMP	YARDS	PCT	YDS/ATT	TD	INT	LG	SK/YDS	RATING
Henne	308	166	2084	53.9%	6.8	11	11	81t	28/169	72.2
B.Gabbert	278	162	1662	58.3%	6.0	9	6	80t	22/158	77.3
Team	586	328	3746	56.0%	6.4	20	17	81t	50/327	74.7
Opponents	535	341	3960	63.7%	7.4	21	12	59	20/128	89.8



2012 DEFENSIVE/SPECIAL TEAMS STATISTICS



DEFENSIVE STATISTICS

TACKLES	TT	UT	A	SACKS	INT	PD	TFL	QBP	FF	FR
P. Posluszny	231	152	79	2.0	3	4	8	7	2	0
R. Allen	201	137	64	0.5	0	8	10	9	0	0
D. Landry	176	90	86	0.0	1	1	2	0	0	1
T. Alualu	82	36	46	3.5	0	1	3	13	0	0
C.J. Mosley	80	44	36	2.5	0	1	5	11	1	3
J. Mincey	74	43	31	3.0	0	2	4	20	2	1
C. Prosinski	66	44	22	0.0	1	4	1	0	0	0
A. Ross	65	45	20	0.0	0	12	1	0	0	0
M. Harris	62	44	18	1.0	1	3	1	2	0	0
T. Knighton	61	31	30	2.0	0	4	5	17	2	0
D. Cox	59	49	10	0.0	4	16	3	0	1	0
A. Lane	54	27	27	2.0	0	0	3	14	1	0
K. Bosworth	53	32	21	0.0	1	0	4	1	0	0
D. Lowery	53	28	25	0.0	1	3	1	0	0	1
J. Stanford	36	15	21	0.0	0	1	1	0	0	0
G. Selvie	30	13	17	1.0	0	0	2	7	0	0
R. Mathis	24	15	9	0.0	0	6	0	0	0	0
A. Branch	20	9	11	1.0	0	1	0	10	1	1
W. Middleton	18	10	8	0.0	0	1	0	0	0	0
J. Babin*	17	8	9	1.5	0	0	4	8	2	1
D'Anthony Smith	12	10	2	0.0	0	0	1	1	0	0
D. Smith	12	8	4	0.0	0	0	0	1	0	0
K. Rutland	10	4	6	0.0	0	1	0	0	0	0
J. Chick	8	2	6	0.0	0	1	0	6	0	1
J. Pendleton	4	2	2	0.0	0	0	0	0	0	0
A. Morgan	2	2	0	0.0	0	0	1	1	0	0

*Had 5.5 sacks in 11 games with Philadelphia

SPECIAL TEAMS STATISTICS

SPECIAL TEAMS	TACKLES	SOLO	ASST	BLK/KICK	FF	FR
K. Bosworth	14	14	0	0	0	0
A. Blake	13	13	0	0	0	0
J. Stanford	11	11	0	0	0	0
M. Owens	10	10	0	0	0	0
J. Parmele	9	9	0	0	0	0
M. Harris	8	8	0	0	0	0
G. Jones (#54)	7	7	0	0	0	0
C. Prosinski	6	6	0	0	0	0
J. Cain	4	4	0	0	0	0
K. Elliott	4	4	0	0	0	0
M. Stovall	4	4	0	0	0	0
K. Rutland	4	4	0	0	0	0
R. Allen	4	4	0	0	0	0
W. Middleton	3	3	0	0	0	0
B. Anger	3	3	0	0	0	0
C. Harris	2	2	0	0	0	0
B. Marshall	3	3	0	0	0	0
J. Scobee	2	2	0	0	0	0
A. Branch	2	2	0	0	0	0
A. Molden	1	1	0	0	0	0
J. Jackson	1	1	0	0	0	0
A. Morgan	1	1	0	0	0	0



JAGUARS.COM

NEWS | PHOTOS | VIDEOS | LIVE EVENTS | CONTESTS



	95	96	97	98	99	00	01	02	03	04	05	06	07	08	09	10	11	12	Total	Post
	W-L	W-L	W-L	W-L	W-L	W-L	W-L	W-L	W-L	W-L	W-L	W-L	W-L	W-L	W-L	W-L	W-L	W-L	W-L	W-L
Play at home	2-6	7-1	7-1	7-1	7-1	4-4	3-5	3-5	5-3	4-4	6-2	6-2	6-2	3-6	5-3	5-3	4-4	1-7	84-60	2-1
Play on the road	2-6	2-6	4-4	4-4	7-1	3-5	3-5	3-5	0-8	5-3	6-2	2-6	5-3	2-6	3-5	1-7	1-7	56-88	3-5	
Play on grass field	3-8	8-3	10-2	9-2	10-2	5-8	5-9	6-8	5-7	7-6	11-2	8-6	11-3	3-10	5-7	6-6	4-8	1-12	117-110	4-4
Play on artificial field	1-4	1-4	1-3	2-3	4-0	2-1	1-1	0-2	0-4	2-1	1-2	0-2	0-2	2-1	2-2	2-2	1-3	1-2	24-39	1-2
Play in a dome	1-1	1-2		0-1	1-0	0-1	1-0	0-1	0-2	1-1	0-2	0-1	0-2	2-1	1-1	1-1	1-2	0-1	10-20	
Score first	4-1	7-2	8-2	8-2	9-1	5-6	4-2	4-4	3-3	6-0	8-1	5-2	9-1	3-2	5-2	4-0	4-3	1-5	97-39	2-2
Opponent scores first	0-11	2-5	3-3	3-3	5-1	2-3	2-8	2-6	2-8	3-7	4-3	3-6	2-4	2-9	2-7	4-8	1-8	1-9	43-110	3-4
Score on first poss.	4-3	6-1	6-2	3-2	5-0	3-1	2-2	3-0	0-2	3-0	6-0	5-1	6-2	3-2	7-2	5-1	1-1	1-3	69-26	3-2
Score 20+ points	3-4	8-3	9-3	11-1	11-0	5-3	3-4	6-3	4-1	5-1	11-1	6-4	9-3	5-2	6-1	7-3	1-1	2-4	113-32	5-2
Score less than 20 pts.	1-8	1-4	1-2	0-4	3-2	2-6	3-6	0-7	1-9	4-6	1-3	2-4	2-2	0-9	1-8	1-4	4-10	0-10	27-105	0-4
Allow 20+ points	1-9	3-4	5-5	5-3	4-2	1-7	0-8	2-9	2-9	2-5	4-3	0-7	2-4	2-10	4-7	5-8	0-8	0-13	42-121	3-6
Allow less than 20 pts.	3-3	6-3	6-0	6-2	10-0	6-2	6-2	4-1	3-2	7-2	8-1	8-1	9-1	3-1	3-2	3-0	5-3	2-1	98-27	2-0
Game decided by <7 pts.	3-5	7-5	4-4	5-2	4-1	2-5	3-6	3-8	4-6	8-3	8-2	2-7	4-2	4-6	5-3	2-2	3-5	2-3	74-74	3-0
Game decided by <3 pts.	2-2	4-2	2-0	1-2	3-1	1-3	0-3	2-5	1-2	5-2	3-1	0-3	1-2	2-1	1-1		1-1		29-31	3-0
Lead after 1st quarter	4-2	6-0	7-2	8-2	6-1	4-2	4-1	4-3	2-0	4-0	8-0	4-2	8-2	2-3	3-1	3-1	4-0	1-3	83-25	2-0
Trail after 1st quarter	0-8	3-3	2-2	2-3	3-1	2-5	0-6	2-6	1-9	2-6	3-2	3-3	1-2	3-3	4-5	2-7	1-8	1-6	36-91	3-4
Lead at halftime	4-1	4-0	10-1	7-1	9-1	6-3	4-2	6-2	3-2	5-0	6-0	6-2	10-1	2-2	5-0	4-1	4-1	1-3	97-23	4-1
Trail at halftime	0-9	4-6	0-4	3-3	3-1	0-5	1-6	0-6	1-8	4-6	6-3	0-5	1-4	2-9	2-9	1-7	0-7	1-7	29-105	0-4
Tied at halftime	0-2	1-1	1-0	1-1	2-0	1-1	1-2	0-2	1-1	0-1	0-1	2-1		1-0		3-0	1-3	0-3	15-19	1-1
Lead after 3rd quarter	2-1	6-1	10-1	9-1	11-1	7-3	5-3	6-1	3-2	7-1	9-2	7-0	9-0	3-2	4-1	6-1	5-1	1-1	110-23	4-0
Trail after 3rd quarter	2-11	3-5	1-4	2-3	2-1	0-5	1-6	0-7	1-7	2-6	2-2	0-8	2-5	1-9	2-8	1-6	0-8	1-11	21-113	0-6
Goes into overtime		1-1	0-1			1-0				1-0	2-0	0-1		1-0	1-0	0-1		0-3	7-7	
Have + turnover ratio	3-3	5-1	7-2	7-2	9-0	6-2	3-3	5-3	2-2	7-0	8-2	6-1	9-1	4-2	5-2	6-0	4-3	2-3	97-33	4-0
Have - turnover ratio	0-7	0-5	1-3	1-3	2-2	1-7	2-5	0-3	1-6	0-2	1-2	1-5	1-3	0-6	2-4	2-8	0-5	0-6	15-83	0-5
Turnover ratio is even	1-2	4-1	3-0	3-0	3-0		1-2	1-4	2-3	2-5	3-0	1-2	2-1	1-3	0-2		1-3	0-5	29-33	1-1
Have 30:00+ T.O.P	2-5	6-5	8-1	4-1	11-1	6-5	4-1	4-3	5-5	5-5	9-2	8-3	8-2	4-6	7-1	5-6	5-4	0-6	102-62	4-1
Have < 30:00 T.O.P	2-7	3-2	3-4	7-4	3-1	1-4	2-9	2-7	0-6	3-2	3-2	0-5	3-3	1-5	0-8	3-2	0-7	2-8	39-88	1-5
Have 30:00 T.O.P									1-0										1-0	
Jones-Drew has 25+ carries												0-1			3-1	3-0	4-0	1-0	11-2	
Jones-Drew runs for 100 yds.												1-2	2-0	2-0	3-2	6-1	3-3	1-0	18-8	
Have 100-yard rusher		1-1	1-0	7-1	5-0	5-4	2-1	2-3	2-1	3-2	5-1	3-3	6-1	2-0	2-2	6-2	3-3	1-0	56-25	4-1
Have 300 net passing yds.		2-2	4-0	1-0	3-0	0-2		1-0	1-0	0-2		0-1	0-1	0-1	2-0	1-0		0-2	15-11	
Have a 100-yd. receiver	0-2	4-3	6-2	2-1	4-2	5-5	3-3	0-2	2-1	2-2	3-3	1-1	0-2	1-5	2-1	2-1	0-1	1-5	38-42	1-1
Have two 100-yd. receivers		1-1	0-1	1-1	3-0	0-1	0-1								1-0				6-5	
Win coin toss	2-4	4-1	6-1	6-3	6-0	7-5	3-6	2-4	3-4	3-3	3-3	2-6	4-1	3-6	3-5	4-5	3-7	2-4	67-72	3-2
Lose coin toss	2-8	5-6	5-4	5-2	8-2	0-4	3-4	4-6	2-7	6-4	9-1	6-2	7-4	2-5	4-4	4-3	2-4	0-10	74-60	2-4
In August		1-0																	1-0	
In September	0-4	2-3	2-1	4-0	2-1	2-2	2-1	2-1	0-4	3-0	2-1	2-1	2-1	2-2	1-2	1-2	1-2	1-3	32-31	
In October	3-2	1-3	2-2	1-2	4-0	1-4	0-3	1-3	1-2	2-3	2-2	2-2	3-1	1-2	2-1	3-2	1-4	0-3	30-41	
In November	0-3	2-1	4-1	4-1	4-0	2-1	1-3	2-2	2-3	1-2	4-0	2-2	3-1	1-3	3-2	2-1	1-2	1-3	39-31	
In December	1-3	4-0	2-1	2-2	3-1	2-2	3-2	1-4	2-2	2-2	3-1	2-3	3-2	1-4	1-3	2-2	1-3	0-5	35-42	1-1
In January					1-0		0-1			1-0	1-0				0-1	0-1	1-0		4-3	4-5

	95	96	97	98	99	00	01	02	03	04	05	06	07	08	09	10	11	12	Total	Post
	W-L	W-L	W-L	W-L	W-L	W-L	W-L	W-L	W-L	W-L	W-L	W-L	W-L	W-L	W-L	W-L	W-L	W-L	W-L	W-L
On Saturday					0-1	0-1					1-0						0-1		1-3	3-2
On Sunday night	0-1	1-0		0-1	1-0	1-1		0-1	1-0	0-1	1-0			0-1					5-6	1-3
On Monday night			1-0	2-0	2-0	0-2	0-1					2-0	0-1	0-1		0-1	1-1		8-7	
On Thursday night					1-0		0-1							0-1	0-1		0-1	0-1	1-5	
Kickoff is 1:00/12:30	3-8	7-3	6-3	7-3	8-1	3-5	6-4	4-6	3-11	7-5	9-4	3-7	9-4	3-5	7-5	7-4	4-9	2-10	97-96	3-2
Kickoff is 4:00/4:05/4:15/4:25	1-3	1-4	4-2	2-1	2-1	3-1	0-4	2-3	1-0	2-1	2-0	3-1	2-0	2-3	0-3	1-3		0-3	28-33	1-2
Kickoff is 8:00/8:20/8:35	0-1	1-0		2-1	2-0	1-1	0-1	0-1	1-0	0-1	1-0	2-0	0-1	0-3	0-1	0-1	1-2	0-1	11-15	1-2
Kickoff is 9:00			1-0		2-0	0-2	0-1												3-3	

	02	03	04	05	06	07	08	09	10	11	12	Total	95-01	Postseason	
	W-L	W-L	W-L	W-L	W-L	W-L	W-L	W-L	W-L	W-L	W-L	W-L	W-L	W-L	
vs. AFC South Teams	1-5	2-4	2-4	4-2	2-4	2-4	2-4	3-3	3-3	3-3	2-4	26-40			
vs. AFC North Teams	1-3	0-1	0-1	4-0	1-0	1-0	0-4	0-1	1-0	1-3	0-1	9-14	vs. AFC Central Teams	39-22	0-1
vs. AFC East Teams	1-0	0-4	1-0	1-0	2-2	1-0	0-1	2-2	1-0	0-1	0-4	9-14	vs. AFC East Teams	22-9	3-3
vs. AFC West Teams	1-0	1-0	3-1	0-1	0-1	4-0	1-0	1-0	2-2	0-1	0-1	13-7	vs. AFC West Teams	17-14	1-1
vs. NFC South Teams		2-2			3-1					1-3		6-6	vs. AFC	48-37	4-4
vs. NFC North Teams			3-1			2-2				0-4		5-7	vs. NFC Central Teams	4-7	
vs. NFC East Teams	2-2			3-1				1-3				6-6	vs. NFC East Teams	4-4	
vs. NFC West Teams			3-1				1-3					4-4	vs. NFC West Teams	6-2	
												4-4	vs. NFC	14-13	



PLAYOFF GAME SUMMARIES



1996 AFC WILD CARD PLAYOFF

JAGUARS 30, BILLS 27

DECEMBER 28, 1996 • RICH STADIUM

JACKSONVILLE JAGUARS (10-7)	10	7	3	10	—	30
BUFFALO BILLS (10-7)	14	3	3	7	—	27

The Jaguars won their first-ever playoff game with a come-from-behind victory over Buffalo and became the first road team to win a postseason game at Rich Stadium. Natrone Means rushed for 175 yards and a touchdown, and Mike Hollis kicked three field goals, the game-winner with 3:07 to play. Buffalo jumped out to a 7-0 lead, but Clyde Simmons intercepted Jim Kelly and ran 20 yards for a score to tie the game. Simmons also had two sacks. Buffalo took a 27-20 lead early in the fourth quarter, but Mark Brunell found Jimmy Smith for a 2-yard TD pass to tie the score, and Aaron Beasley recovered a fumble prior to Hollis' field goal.

TEAM	QTR	TIME	SCORING PLAY	TEAM STATS	JAX	BUF
Buf.	1	11:30	Thomas 7 pass from Kelly (Christie kick)	First Downs	18	19
Jax.	1	6:26	Simmons 20 interception return (Hollis kick)	Total Yards	409	308
Buf.	1	2:26	Thomas 2 run (Christie kick)	Rushing Yards	184	92
Jax.	1	0:10	Hollis 27 field goal	Passing Yards	225	216
Jax.	2	3:45	Means 30 run (Hollis kick)	Att-Comp-Int	33-18-2	36-22-1
Buf.	2	1:56	Christie 33 field goal	Third Downs	7-17	5-15
Buf.	3	10:20	Christie 47 field goal	Fourth Downs	1-1	0-1
Jax.	3	2:45	Hollis 24 field goal	Punts-Avg.	5-50.6	5-43.2
Buf.	4	14:17	Burris 38 interception return (Christie kick)	Fumbles-Lost	0-0	4-2
Jax.	4	8:40	Smith 2 pass from Brunell (Hollis kick)	Penalties-Yards	6-42	6-39
Jax.	4	3:07	Hollis 45 field goal	Possession	33:06	26:54

Attendance: 70,213 • Temperature: 49 degrees

RUSHING: Jaguars - Means 31-175 (1 TD), Brunell 3-9, Stewart 1-0, Bills - Thomas 14-50 (1 TD), Kelly 4-18, Holmes 9-10, Tasker 1-9, Tindale 1-5

PASSING: Jaguars - Brunell 33-18-239, 1 TD, 2 INTs, Bills - Kelly 32-21-239, 1 TD, 1 INT, Collins 4-1-7, 0 TD, 0 INT

RECEIVING: Jaguars - Smith 5-58 (1 TD), McCardell 4-76, Mitchell 3-64, Maston 2-21, Jackson 1-11, Brown 1-8, Stewart 1-5, Means 1-(-4), Bills - Early 9-122, Reed 3-32, Tasker 3-30, Johnson 3-27, Thomas 3-24, Holmes 1-11

SACKS: Jaguars 3 (Simmons 2, Brackens 1), Bills 2 (Covington 1, White 1)

INTERCEPTIONS: Jaguars 1 (Simmons [TD]), Bills 2 (Burris [TD], Smith)

1996 AFC CHAMPIONSHIP GAME

PATRIOTS 20, JAGUARS 6

JANUARY 12, 1997 • FOXBORO STADIUM

JACKSONVILLE JAGUARS (11-8)	0	3	3	0	—	6
NEW ENGLAND PATRIOTS (13-5)	7	6	0	7	—	20

In just their second season, the Jaguars' saw their hopes of reaching the Super Bowl end in the AFC Championship game on a cold night in New England. The game began ominously for Jacksonville on its first series, when punter Bryan Barker fielded a high snap and was tackled at the Jaguars' four-yard line. The Patriots scored a touchdown two plays later. Mistakes haunted the Jaguars throughout the game, with a total of four turnovers - three on their last four possessions - including an end zone interception and a fumble that was returned for a touchdown.

TEAM	QTR	TIME	SCORING PLAY	TEAM STATS	JAX	NE
NE	1	12:34	Martin 1 run (Vinatieri kick)	First Downs	18	13
Jax.	2	10:33	Hollis 32 field goal	Total Yards	289	234
NE	2	7:23	Vinatieri 29 field goal	Rushing Yards	101	73
NE	2	0:00	Vinatieri 20 field goal	Passing Yards	188	161
Jax.	3	2:37	Hollis 28 field goal	Att-Comp-Int	38-20-2	33-20-1
NE	4	2:24	Smith 47 fumble return (Vinatieri kick)	Third Downs	5-14	2-13
				Fourth Downs	0-2	1-2
				Punts-Avg.	5-36.4	6-39.7
				Fumbles-Lost	3-2	2-1
				Penalties-Yards	4-23	2-5
				Possession	34:43	25:17

Attendance: 60,190 • Temperature: 27 degrees

RUSHING: Jaguars - Means 19-43, Stewart 7-40, Brunell 6-34, Barker 1-(-16), Patriots - Martin 19-59 (1 TD), Meggett 3-9, Bledsoe 1-4, Byars 1-1

PASSING: Jaguars - Brunell 38-20-190, 0 TD, 2 INTs, Patriots - Bledsoe 33-20-178, 0 TD, 1 INT

RECEIVING: Jaguars - Mitchell 7-63, McCardell 6-62, Smith 3-45, Stewart 2-8, Brown 1-10, Barlow 1-2, Patriots - Glenn 5-33, Jefferson 4-91, Byars 4-16, Martin 3-18, Meggett 3-15, Coates 1-5

SACKS: Jaguars 2 (Davey 1, Simmons 0.5, Robinson 0.5), Patriots 1 (Slade 1)

INTERCEPTIONS: Jaguars 1 (Beasley), Patriots 2 (Bruschi, Clay)

1996 AFC DIVISIONAL PLAYOFF

JAGUARS 30, BRONCOS 27

JANUARY 4, 1997 • MILE HIGH STADIUM

JACKSONVILLE JAGUARS (11-7)	0	13	7	10	—	30
DENVER BRONCOS (13-4)	12	0	0	15	—	27

The Jaguars won their seventh straight game as they shocked the football world with their upset victory over the 13-3 Broncos. After falling behind 12-0, the Jaguars scored on their next six possessions, all on drives of 50 yards and longer, taking a 30-20 lead. Denver had not lost at home all season and had not lost a playoff game at Mile High Stadium since 1984. Natrone Means rushed for 140 yards, and Mark Brunell threw TD passes to Keenan McCardell and Jimmy Smith. The Jaguars dominated in yards, first downs and time of possession.

TEAM	QTR	TIME	SCORING PLAY	TEAM STATS	JAX	DEN
Den.	1	6:22	Hebron 1 run (Elam kick blocked)	First Downs	22	21
Den.	1	0:33	Sharpe 18 pass from Elway (run failed)	Total Yards	443	351
Jax.	2	11:15	Hollis 46 field goal	Rushing Yards	203	126
Jax.	2	2:58	Means 8 run (Hollis kick)	Passing Yards	240	225
Jax.	2	0:10	Hollis 42 field goal	Att-Comp-Int	29-18-0	38-25-0
Jax.	3	8:51	McCardell 31 pass from Brunell (Hollis kick)	Third Downs	8-15	6-12
Jax.	4	10:51	Hollis 22 field goal	Fourth Downs	0-0	1-1
Den.	4	7:37	Davis 2 run (Davis run)	Punts-Avg.	3-39.7	5-42.6
Jax.	4	3:39	Smith 16 pass from Brunell (Hollis kick)	Fumbles-Lost	0-0	1-0
Den.	4	1:50	McCaffrey 15 pass from Elway (Elam kick)	Penalties-Yards	3-18	8-64
				Possession	32:24	27:36

Attendance: 75,678 • Temperature: 46 degrees

RUSHING: Jaguars - Means 21-140 (1 TD), Brunell 7-44, Stewart 8-19, Broncos - Davis 14-91 (1 TD), Elway 5-30, Hebron 2-5 (1 TD)

PASSING: Jaguars - Brunell 29-18-245, 2 TD, 0 INT, Broncos - Elway 38-25-226, 2 TD, 0 INT

RECEIVING: Jaguars - McCardell 5-59 (1 TD), Means 4-46, Smith 3-71 (1 TD), Jackson 3-35, Mitchell 2-9, Stewart 1-25, Broncos - Davis 7-24, Miller 5-67, McCaffrey 5-54 (1 TD), Craver 3-17, Sharpe 2-31 (1 TD), Carswell 2-18, R.Smith 1-15

SACKS: Jaguars 1 (Robinson 1), Broncos 2 (Aldridge 1, Williams 1)

INTERCEPTIONS: Jaguars 0, Broncos 0

1997 AFC WILD CARD PLAYOFF

BRONCOS 42, JAGUARS 17

DECEMBER 27, 1997 • MILE HIGH STADIUM

JACKSONVILLE JAGUARS (11-6)	0	7	10	0	—	17
DENVER BRONCOS (13-4)	14	7	0	21	—	42

The Jaguars returned to the site of their historic playoff upset over Denver a year earlier, but the outcome was not to be the same. The Broncos took a 21-0 lead early in the second quarter, however the Jaguars closed the gap to 21-17 in the third quarter with a blocked punt returned for a touchdown and looked to make a rally. On the next series the defense forced a fumble, but the Jaguars could not capitalize as a fumbled snap at the Denver 16-yard line ended the Jaguars' momentum. The Broncos rolled up 511 yards on offense, 310 of them on the ground, and scored five rushing touchdowns in the game. The Jaguars held the ball for just 19:01, their lowest time of possession ever.

TEAM	QTR	TIME	SCORING PLAY	TEAM STATS	JAX	DEN
Den.	1	7:39	Davis 2 run (Elam kick)	First Downs	14	28
Den.	1	2:37	Smith 43 pass from Elway (Elam kick)	Total Yards	237	511
Den.	2	10:46	Davis 5 run (Elam kick)	Rushing Yards	50	310
Jax.	2	5:09	Means 1 run (Hollis kick)	Passing Yards	187	201
Jax.	3	13:33	Hollis 38 field goal	Att-Comp-Int	32-18-1	24-16-0
Jax.	3	9:16	Davis 29 blocked punt return (Hollis kick)	Third Downs	3-10	12-16
Den.	4	13:21	Loville 25 run (Elam kick)	Fourth Downs	0-1	1-1
Den.	4	3:43	Loville 8 run (Elam kick)	Punts-Avg.	4-29.5	3-33.0
Den.	4	1:11	Hebron 6 run (Elam kick)	Fumbles-Lost	1-1	3-2
				Penalties-Yards	9-54	9-94
				Possession	19:01	40:59

Attendance: 74,481 • Temperature: 27 degrees

RUSHING: Jaguars - Means 10-40 (1 TD), Stewart 1-6, Brunell 3-4, Broncos - Davis 31-184 (2 TD), Loville 11-103 (2 TD), Hebron 6-23 (1 TD), Elway 1-0

PASSING: Jaguars - Brunell 32-18-203, 0 TD, 1 INT, Broncos - Elway 24-16-223, 1 TD, 0 INT

RECEIVING: Jaguars - McCardell 6-55, Smith 6-55, Stewart 3-46, Jones 1-37, Mitchell 1-7, Means 1-3, Broncos - Davis 4-11, Smith 3-99 (1 TD), McCaffrey 2-33, Green 2-32, Sharpe 2-29, Griffith 2-9, Loville 1-10

SACKS: Jaguars 3 (Simmons 2, Hudson 1), Broncos 3 (Gordon 1, Price 1, Tanuvasa 1)

INTERCEPTIONS: Jaguars 0, Broncos 1 (Gordon)

1998 AFC WILD CARD PLAYOFF

JAGUARS 25, PATRIOTS 10

JANUARY 3, 1999 • ALITELL STADIUM

NEW ENGLAND PATRIOTS (9-8)	0	0	7	3	—	10
JACKSONVILLE JAGUARS (12-5)	6	6	0	13	—	25

The Jaguars hosted their first-ever home playoff game and defeated the Patriots to advance to the divisional playoffs. Mark Brunell returned as the starter after missing nearly three games with a high-ankle sprain. For the Patriots, Scott Zolak started for the injured Drew Bledsoe. The Patriots did not score on their eight first-half possessions. The Jaguars took advantage and scored on two Mike Hollis field goals and a 13-yard run by Fred Taylor. New England scored 10 points before the Jaguars bounced back with 13 in the fourth quarter. Taylor's 162 yards rushing were the second-most in a postseason game in Jaguars' history, and his 33 attempts were the most. Hollis' four field goals without a miss extended his streak of consecutive field goals in the postseason to 12 and broke his postseason single-game record.

TEAM	QTR	TIME	SCORING PLAY	TEAM STATS	NE	JAX
Jax.	1	8:57	Hollis 35 field goal	First Downs	14	17
Jax.	1	2:01	Hollis 24 field goal	Total Yards	206	308
Jax.	2	5:58	Taylor 13 run (2-point run failed)	Rushing Yards	35	160
N.E.	3	4:27	Edwards 1 run (Vinatieri kick)	Passing Yards	171	148
N.E.	4	14:48	Vinatieri 27 field goal	Att-Comp-Int	44-21-1	34-14-0
Jax.	4	12:24	Smith 37 pass from Brunell (Hollis kick)	Third Downs	5-15	7-18
Jax.	4	5:52	Hollis 34 field goal	Fourth Downs	0-1	0-1
Jax.	4	1:44	Hollis 21 field goal	Punts-Avg.	8-47.3	6-44.8
				Fumbles-Lost	4-2	2-0
				Penalties-Yards	6-50	4-35
				Possession	28:00	32:00

Attendance: 71,139 • Temperature: 60 degrees

RUSHING: Jaguars - Taylor 33-162 (1 TD), Brunell 4- (-2), Patriots - Edwards 17-28 (1 TD), Shaw 1-4, Carter 1-3

PASSING: Jaguars - Brunell 34-14-161, 1 TD, 0 INT, Patriots - Zolak 44-21-190, 0 TD, 1 INT

RECEIVING: Jaguars - McCardell 6-72, Smith 5-56 (1 TD), Mitchell 1-22, D. Jones 1-8, Shelton 1-3, Patriots - Brown 4-46, Jefferson 4-30, Simmons 3-42, Edwards 3-33, Cullors 2-17, Coates 2-10, Carter 2-3, Purnell 1-9

SACKS: Jaguars 2 (Smeenge 1, Brackens 1), Patriots 2 (Spires 2)

INTERCEPTIONS: Jaguars 1 (Hudson), Patriots 0

1998 AFC DIVISIONAL PLAYOFF

JETS 34, JAGUARS 24

JANUARY 10, 1999 • GIANTS STADIUM

JACKSONVILLE JAGUARS (12-6)	0	7	7	10	—	24
NEW YORK JETS (13-4)	7	10	14	3	—	34

The Jaguars' season ended in 26 degree temperatures in New York, with the Jets jumping out to a 17-0 lead and coasting to the win. Jacksonville's only first-half score was a 52-yard pass from Mark Brunell to Jimmy Smith on the final play. The Jaguars couldn't stop New York's Keyshawn Johnson, who scored both rushing and receiving and also intercepted a pass. With the score 31-24 late in the fourth quarter, Brunell, who threw three TDs and three interceptions, had a chance to tie the game late after a Donovan Darius interception of Vinny Testaverde in the end zone. But the Jaguars went 3-and-out and the Jets added a field goal for their final points. Smith caught two TD passes and became the first Jaguar to have 100 receiving yards in a playoff game.

TEAM	QTR	TIME	SCORING PLAY	TEAM STATS	JAX	NYJ
NYJ	1	10:26	Johnson 21 pass from Testaverde (Hall kick)	First Downs	14	29
NYJ	2	10:35	Hall 52 field goal	Total Yards	251	429
NYJ	2	0:33	Johnson 10 run (Hall kick)	Rushing Yards	95	151
Jax.	2	0:00	Smith 52 pass from Brunell (Hollis kick)	Passing Yards	156	278
NYJ	3	9:13	Martin 1 run (Hall kick)	Att-Comp-Int	31-12-3	36-24-1
Jax.	3	8:08	McCardell 3 pass from Brunell (Hollis kick)	Third Downs	4-12	10-14
NYJ	3	2:16	Martin 1 run (Hall kick)	Fourth Downs	1-2	0-0
Jax.	4	9:58	Smith 19 pass from Brunell (Hollis kick)	Punts-Avg.	3-37.0	2-34.5
Jax.	4	6:38	Hollis 37 field goal	Fumbles-Lost	1-1	2-2
NYJ	4	0:24	Hall 30 field goal	Penalties-Yards	3-25	5-38
				Possession	20:44	39:16

Attendance: 78,817 • Temperature: 26 degrees

RUSHING: Jaguars - Taylor 20-86, Brunell 2-9, Jets - Martin 36-124 (2 TD), Johnson 2-28 (1 TD), Testaverde 1-(-1)

PASSING: Jaguars - Brunell 31-12-156, 3 TDs, 3 INTs, Jets - Testaverde 36-24-284, 1 TD, 1 INT

RECEIVING: Jaguars - Smith 5-104 (2 TD), McCardell 4-32 (1 TD), Mitchell 2-13, Banks 1-7, Jets - Johnson 9-121 (1 TD), Martin 6-58, Chrebet 4-45, Byars 2-11, Ward 1-18, Brady 1-17, Meggett 1-14

SACKS: Jaguars 1 (Hardy 1, Curry 1), Jets 0

INTERCEPTIONS: Jaguars 1 (Darius), Jets 3 (Brown, Johnson, Smith)

1999 AFC DIVISIONAL PLAYOFF

JAGUARS 62, DOLPHINS 7

JANUARY 15, 2000 • ALITELL STADIUM

MIAMI DOLPHINS (10-8)	0	7	0	0	—	7
JACKSONVILLE JAGUARS (15-2)	24	17	14	7	—	62

Scoring on their first five possessions, the Jaguars advanced to their second AFC Championship game in four seasons with a record-setting defeat of Miami, in what would be Dan Marino's final game. The 62 points scored were the second-most in NFL postseason history and the most scored in an AFC playoff game, and the 55-point margin of victory was the second-largest in NFL postseason history. Mark Brunell returned to action after missing the season finale with a knee injury. Fred Taylor ran 90 yards for a touchdown, the longest in NFL postseason history. The 41 points in the first half also tied the NFL postseason record. Jay Fiedler connected with Jimmy Smith for a 70-yard touchdown to take a 48-7 lead. The Jaguars scored twice more in the game, on a touchdown catch by Alvis Whitted and a five-yard run by Chris Howard. The 62 points scored were the Jaguars' most ever.

TEAM	QTR	TIME	SCORING PLAY	TEAM STATS	MIA	JAX
Jax.	1	10:32	Smith 8 pass from Brunell (Hollis kick)	First Downs	10	21
Jax.	1	6:19	Hollis 45 field goal	Total Yards	131	520
Jax.	1	3:46	Taylor 90 run (Hollis kick)	Rushing Yards	21	257
Jax.	1	3:21	Brackens 16 fumble return (Hollis kick)	Passing Yards	110	263
Jax.	2	14:48	Taylor 39 pass from Brunell (Hollis kick)	Att-Comp-Int	41-16-2	20-12-1
Jax.	2	12:05	Stewart 25 run (Hollis kick)	Third Downs	2-13	8-16
Jax.	2	1:51	Hollis 28 field goal	Fourth Downs	0-2	0-0
Mia.	2	0:03	Gadsden 20 pass from Marino (Mare kick)	Punts-Avg.	9-39.6	5-39.0
Jax.	3	12:03	Smith 70 pass from Fiedler (Hollis kick)	Fumbles-Lost	6-5	1-1
Jax.	3	6:19	Whitted 38 pass from Fiedler (Hollis kick)	Penalties-Yards	9-88	7-51
Jax.	4	10:37	Howard 5 run (Hollis kick)	Possession	24:37	35:23

Attendance: 75,173 • Temperature: 57 degrees

RUSHING: Jaguars - Taylor 18-135 (1 TD), Stewart 11-62 (1 TD), Howard 15-54 (1 TD), Brunell 1-6, Shelton 1-0, Dolphins - Denson 6-10, Pritchett 2-10, Johnson 8-9, Hutton 1-(-8), Marino 1-0

PASSING: Jaguars - Brunell 9-5-105, 2 TDs, 0 INT; Fiedler 11-7-172, 2 TDs, 1 INT; Quinn 0-0-0, Dolphins - Marino 25-11-95, 1 TD, 2 INTs; Huard 16-5-46, 0 TD, 0 INT

RECEIVING: Jaguars - Smith 5-136 (2 TD), McCardell 4-52, Taylor 1-39 (1 TD), Whitted 1-38 (1 TD), Shelton 1-12, Dolphins - Gadsden 6-62 (1 TD), Konrad 3-30, McDuffie 2-19, Pritchett 2-7, Johnson 2-11, Drayton 1-2

SACKS: Jaguars 5 (Walker 2, Brackens 1, Leroy 1, Marts 1), Dolphins 2 (Bowens 1, Mixon 1)

INTERCEPTIONS: Jaguars 1 (Beasley), Dolphins 1 (Jackson)

1999 AFC CHAMPIONSHIP GAME

TITNS 33, JAGUARS 14

JANUARY 23, 2000 • ALITELL STADIUM

TENNESSEE TITANS (16-3)	7	3	16	7	—	33
JACKSONVILLE JAGUARS (15-3)	7	7	0	0	—	14

The Jaguars' season came to a sudden end, as Tennessee defeated Jacksonville for the third time in the season. A record crowd of 75,206 saw the Jaguars get off to a fast start, with Kyle Brady scoring a touchdown on a seven-yard pass from Mark Brunell. The Titans responded with a nine-yard touchdown catch by Yancey Thigpen. Then the Jaguars took a 14-7 lead on a 33-yard TD run by James Stewart. But Reggie Barlow fumbled a punt that was recovered by the Titans and converted into a 34-yard field goal. The second half was all Tennessee, as the Titans scored 23 unanswered points and shut out the Jaguars. The Titans got a one-yard touchdown run by Steve McNair. Then came a safety of Mark Brunell, and on the free kick Derrick Mason returned the ball 80 yards for a touchdown. The Jaguars could not recover, as they had three turnovers in the last 16 minutes of the game. Tennessee scored once in the fourth quarter for the 33-14 final score.

TEAM	QTR	TIME	SCORING PLAY	TEAM STATS	TEN	JAX
Jax.	1	11:20	Brady 7 pass from Brunell (Hollis kick)	First Downs	17	20
Ten.	1	5:30	Thigpen 9 pass from McNair (Hollis kick)	Total Yards	289	360
Jax.	2	4:36	Stewart 33 run (Hollis kick)	Rushing Yards	177	144
Ten.	2	0:20	Del Greco 34 field goal	Passing Yards	112	216
Ten.	3	9:24	McNair 1 run (Del Greco kick)	Att-Comp-Int	23-14-1	38-14-2
Ten.	3	5:13	Brunell sacked by Evans and Fisk for safety	Third Downs	3-10	3-10
Ten.	3	4:56	Mason 80 free kick return (Del Greco kick)	Fourth Downs	0-0	0-2
Ten.	4	6:59	McNair 1 run (Del Greco kick)	Punts-Avg.	5-39.8	3-45.3
				Fumbles-Lost	5-3	5-4
				Penalties-Yards	5-39	9-100
				Possession	31:36	28:24

Attendance: 75,206 • Temperature: 68 degrees

RUSHING: Jaguars - Taylor 19-110, Stewart 3-35 (1 TD), Brunell 1-(-1), Titans - McNair 9-91 (2 TD), George 25-86

PASSING: Jaguars - Brunell 38-19-226, 1 TD, 2 INTs, Titans - McNair 23-14-112, 1 TD, 1 INT

RECEIVING: Jaguars - McCardell 6-67, Smith 5-92, Brady 5-44 (1 TD), Taylor 2-16, Jones 1-7, Titans - Harris 3-33, George 3-19, Byrd 2-19, Thigpen 2-16 (1 TD), Wycheck 2-12, Dyson 1-12, Neal 1-1

SACKS: Jaguars 1 (Brackens 1), Titans 3 (Bishop 1, Holmes 1, Evans 0.5, Fisk 0.5)

INTERCEPTIONS: Jaguars 1 (Bryant), Titans 2 (Mitchell, Robertson)



PLAYOFF GAME SUMMARIES



2005 AFC WILD CARD PLAYOFF

PATRIOTS 28, JAGUARS 3

JANUARY 7, 2006 • GILLETTE STADIUM

JACKSONVILLE JAGUARS (12-5)	0	3	0	0	—	3
NEW ENGLAND PATRIOTS (11-6)	0	7	14	7	—	28

The Jaguars returned to the postseason for the first time since 1999 but saw their season end at New England with a 28-3 loss to the Patriots. The first quarter ended scoreless as both teams punted on their first two possessions. The Jaguars stopped the Patriots on downs on fourth-and-10 to end the quarter. The Patriots began the scoring with a six-play, 37-yard drive that was capped off with an 11-yard touchdown pass from Tom Brady to Troy Brown. The Jaguars next drive was thwarted after 33 yards when Alvin Pearman lost a fumble at the Patriots' 44-yard line. After two punts, the Jaguars scored their only points on a Josh Scobee 36-yard field goal with 1:05 remaining in the half. The Patriots erupted with back-to-back touchdown drives to start the second half. Each drive ended with Brady touchdown passes, the first to David Givens for three yards and the second for 63 yards to Benjamin Watson. On the Jaguars ensuing drive, Byron Leftwich was intercepted on fourth-and-five by Asante Samuel, who returned the pick 73 yards for a touchdown. David Garrard replaced Leftwich for the final three drives which ended with a 41-yard missed field goal and two turnovers on downs.

TEAM	QTR	TIME	SCORING PLAY	TEAM STATS	JAX	NE
N.E.	2	12:08	Brown 11 pass from Brady (Vinatieri kick)	First Downs	15	17
Jax.	2	1:05	Scobee 36 field goal	Total Yards	292	307
N.E.	3	7:13	Givens 3 pass from Brady (Vinatieri kick)	Rushing Yards	87	118
N.E.	3	3:03	Watson 63 pass from Brady (Vinatieri kick)	Passing Yards	205	189
N.E.	4	14:46	Samuel 73 interception return (Vinatieri kick)	Att-Comp-Int	39-21-1	27-15-0
				Third Downs	1-12	7-14
				Fourth Downs	1-4	0-1
				Punts-Avg.	5-41.8	5-39.2
				Fumbles-Lost	2-1	4-0
				Penalties-Yards	8-40	4-32
				Possession	29:34	30:28

Attendance: 68,756 • Temperature: 24 degrees

RUSHING: Jaguars - Leftwich 3-26, Taylor 8-24, G. Jones 2-15, Garrard 2-14, Pearman 2-8, Patriots - Faulk 6-51, Dillon 17-40, Davis 1-13, Brady 2-9, Pass 1-6, Cassel 1(-1)

PASSING: Jaguars - Leftwich 31-18-179, 0 TDs, 1 INT; Garrard 8-3-68, 0 TDs, 0 INTs, Patriots - Brady 27-15-201, 3 TDs, 0 INTs

RECEIVING: Jaguars - M. Jones 6-94, Williams 4-56, Wilford 4-53, J. Smith 3-30, Taylor 3-13, Brady 1-1, Patriots - Watson 5-91 (1 TD), Faulk 4-45, Branch 2-3, Dillon 1-12, Brown 1-11 (1 TD), Givens 1-3 (1 TD), Davis 1-3

SACKS: Jaguars 4 (Smith 1, Peterson 1, Hayward 1, Meier 1), Patriots 6 (McGinest 4.5, Colvin 1, Seymour 0.5)

INTERCEPTIONS: Jaguars 0, Patriots 1 (Samuel [TD])

2007 AFC WILD CARD PLAYOFF

JAGUARS 31, STEELERS 29

JANUARY 5, 2008 • HEINZ FIELD

JACKSONVILLE JAGUARS (12-5)	7	14	7	3	—	31
PITTSBURGH STEELERS (10-7)	7	0	3	19	—	29

The Jaguars got their first playoff win since the 1999 season and their first under head coach Jack Del Rio with a 31-29 victory, marking the first team to win twice in Pittsburgh in one season. The Jaguars held an 18-point lead at the start of the fourth quarter but trailed by one with six minutes to play. The Jaguars forced the Steelers to punt and David Garrard ran for 32 yards on fourth-and-two with less than two minutes remaining. Four plays later Josh Scobee hit the game-winning field goal from 25 yards. Bobby McCray sacked Ben Roethlisberger on the Steelers' next play and forced a fumble that was recovered by Derek Landri to seal the win.

TEAM	QTR	TIME	SCORING PLAY	TEAM STATS	JAX	PIT
Pit.	1	10:03	Davenport 1 run (Reed kick)	First Downs	14	24
Jax.	1	9:39	Taylor 1 run (Scobee kick)	Total Yards	239	340
Jax.	2	10:19	Mathis 63 int. (Scobee kick)	Rushing Yards	135	43
Jax.	2	8:34	Jones-Drew 43 pass from Garrard (Scobee kick)	Passing Yards	104	297
Pit.	3	9:24	Reed 28 field goal	Att-Comp-Int	21-9-2	42-29-3
Jax.	3	4:39	Jones-Drew 10 run (Scobee kick)	Third Downs	4-11	7-14
Pit.	4	14:53	Holmes 37 pass from Roethlisberger(Reed kick)	Fourth Downs	1-1	1-1
Pit.	4	10:25	Miller 14 pass from Roethlisberger(Reed kick)	Punts-Avg.	4-50.0	4-44.3
Pit.	4	6:21	Davenport 1 run (pass failed)	Fumbles-Lost	0-0	1-1
Jax.	4	0:37	Scobee 25 field goal	Penalties-Yards	6-40	5-50
				Possession	27:01	32:59

Attendance: 63,629 • Temperature: 39 degrees

RUSHING: Jaguars - Garrard 5-58, Taylor 16-48 (1 TD), Jones-Drew 8-29 (1 TD), Steelers - Davenport 16-25 (2 TDs), Roethlisberger 4-13, Davis 3-3, Russell 3-2

PASSING: Jaguars - Garrard 21-9-140, 1 TD, 2 INTs, Steelers - Roethlisberger 42-29-337, 2 TDs, 3 INTs

RECEIVING: Jaguars - Wilford 2-39, Williams 2-23, Lewis 2-16, Jones-Drew 1-43 (1 TD), Northcutt 1-17, Taylor 1-2, Steelers - Ward 10-135, Miller 8-85 (1 TD), Holmes 3-49 (1 TD), Davenport 2-23, Davis 2-14, Wilson 1-10, Washington 1-8, Spaeth 1-7, Russell 1-6

SACKS: Jaguars 6 (Mincey 1, McCray 1, Meier 1, Landri 1, Henderson 1, Spicer 1), Steelers 4 (Woodley 2, Harrison 1.5, Farrior 0.5)

INTERCEPTIONS: Jaguars 3 (Mathis 2 [TD], Landri), Steelers 2 (Farrior, Taylor)

2007 AFC DIVISIONAL PLAYOFF

PATRIOTS 31, JAGUARS 20

JANUARY 12, 2008 • GILLETTE STADIUM

JACKSONVILLE JAGUARS (12-6)	7	7	3	3	—	20
NEW ENGLAND PATRIOTS (17-0)	7	7	14	3	—	31

The Jaguars ended their playoff run with a 31-20 loss to the Patriots at Gillette Stadium. The undefeated Patriots improved to 17-0 with the win. The Jaguars finished the first half with a 14-14 tie, but were outscored 14-3 in the third quarter by the Patriots. David Garrard led the Jaguars with two touchdowns but two costly drops in the endzone in the second half led to two Jaguars field goals.

TEAM	QTR	TIME	SCORING PLAY	TEAM STATS	JAX	NE
Jax.	1	10:50	M.Jones 8 pass from Garrard (Scobee kick)	First Downs	22	24
N.E.	1	5:01	Watson 3 pass from Brady (Gostkowski kick)	Total Yards	350	403
N.E.	2	14:57	Maroney 1 run (Gostkowski kick)	Rushing Yards	80	145
Jax.	2	7:46	Wilford 6 pass from Garrard (Scobee kick)	Passing Yards	270	258
N.E.	3	8:49	Welker 6 pass from Brady (Gostkowski kick)	Att-Comp-Int	33-22-1	28-26-0
Jax.	3	4:04	Scobee 39 field goal	Third Downs	4-10	6-10
N.E.	3	0:49	Watson 9 pass from Brady (Gostkowski kick)	Fourth Downs	2-3	1-1
Jax.	4	9:44	Scobee 25 field goal	Punts-Avg.	1-50.0	1-30.0
N.E.	4	6:39	Gostkowski 35 field goal	Fumbles-Lost	2-1	0-0
				Penalties-Yards	5-42	6-74
				Possession	27:18	32:42

Attendance: 68,756 • Temperature: 37 degrees

RUSHING: Jaguars - Taylor 13-47, Jones-Drew 6-19, Garrard 3-14, Patriots - Maroney 22-122 (1 TD), Welker 1-13, Faulk 4-9, Brady 2-1

PASSING: Jaguars - Garrard 33-22-278, 2 TDs, 1 INT, Patriots - Brady 28-26-262, 3 TDs, 0 INTs

RECEIVING: Jaguars - Jones-Drew 6-49, Lewis 4-74, Northcutt 4-42, M. Jones 3-48 (1 TD), Wilford 2-21 (1 TD), Williams 1-25, G. Jones 1-12, Smolko 1-7, Patriots - Welker 9-54 (1 TD), Faulk 5-36, Stallworth 3-68, Gaffney 3-26, Maroney 2-40, Watson 2-12 (2 TDs), Moss 1-14, Brady 1-12

SACKS: Jaguars 1 (Henderson 1), Patriots 1 (Warren 1)

INTERCEPTIONS: Jaguars 0, Patriots 1 (Harrison)

MAKING THE TRIP



Seasons the Jaguars made the NFL Playoffs: 6 (1996, 1997, 1998, 1999, 2005 and 2007)

Total games in the NFL Playoffs: 11 (5-6)



Appearances in the AFC WILD CARD ROUND: 5

DATE	OPPONENT	RESULT	SCORE
12/28/1996	at Buffalo	WIN	30-27
12/27/1997	at Denver	LOSS	17-42
01/03/1999	vs. NEW ENGLAND	WIN	25-10
01/07/2006	at New England	LOSS	3-28
01/05/2008	at Pittsburgh	WIN	31-29



Appearances in the AFC DIVISIONAL ROUND: 4

DATE	OPPONENT	RESULT	SCORE
01/04/1997	at Denver	WIN	30-27
01/10/1999	at NY Jets	LOSS	24-34
01/15/2000	vs. MIAMI	WIN	62-7
01/12/2008	at New England	LOSS	20-31



Appearances in the AFC CHAMPIONSHIP GAME: 2

DATE	OPPONENT	RESULT	SCORE
01/12/1997	at New England	LOSS	6-20
01/23/2000	vs. TENNESSEE	LOSS	33-14

SERVICE

SEASONS

- 13 Brad Meester (2000-12)
- 11 Jimmy Smith (1995-2005),
- 11 Fred Taylor (1998-2008)
- 10 Rashean Mathis (2003-12),
- 10 Rob Meier (2000-09)
- 9 Mark Brunell (1995-2003),
- 9 Donovin Darius (1998-2006),
- 9 Greg Jones (2004-12),
- 9 Josh Scobee (2004-12),
- 9 Daryl Smith (2004-12),
- 9 Paul Spicer (2000-08),
- 9 Maurice Williams (2001-09),
- 9 David Garrard (2002-10)
- 8 Tony Brackens (1996-2003),
- 8 Kyle Brady (1999-2006),
- 8 John Henderson (2002-09),
- 8 Joe Zelenka (2001-08),
- 8 Vince Manuwai (2003-10),
- 8 Tony Boselli (1995-2001),
- 8 Mike Hollis (1995-2001)

MOST GAMES PLAYED

- 193 Brad Meester (2000-12)
- 171 Jimmy Smith (1995-2005)
- 140 Fred Taylor (1998-2008)
- 138 Rob Meier (2000-09)
- 137 Rashean Mathis (2003-12)
- 136 Josh Scobee (2004-12)
- 128 Joe Zelenka (2001-08)
- 126 Daryl Smith (2004-12)
- 124 John Henderson (2002-09)
- 120 Mark Brunell (1995-2003),
- 120 Kyle Brady (1999-2006)
- 115 Donovin Darius (1998-2006),
- 115 Paul Spicer (2001-08),
- 115 Greg Jones (2004-12)
- 110 Vince Manuwai (2003-10)
- 109 Mercedes Lewis (2006-12)
- 108 Mike Hollis (1995-2001)
- 107 Tony Brackens (1996-2003)
- 106 Maurice Williams (2001-09)
- 104 Montell Owens (2006-12)
- 100 Marcus Stroud (2001-07)

MOST CONSECUTIVE GAMES PLAYED

- 128 Joe Zelenka (2001-08)
- 96 Bryan Barker (1995-2000)
- 92 Brad Meester (2000-05)
- 88 Jimmy Smith (1995-2000)
- 86 Marcus Stroud (2001-06)
- 82 Mike Hollis (1995-2000),
- 82 John Henderson (2002-06)
- 80 Uche Nwaneri (2008-12)
- 75 Rob Meier (2000-04)
- 74 Ben Coleman (1995-99),
- 74 Rashean Mathis (2003-07)

MOST STARTS

- 193 Brad Meester (2000-12)
- 150 Jimmy Smith (1995-2005)
- 136 Fred Taylor (1998-2008)
- 129 Rashean Mathis (2003-12)
- 124 Daryl Smith (2004-12)
- 120 John Henderson (2002-09)
- 117 Mark Brunell (1995-2003)
- 115 Donovin Darius (1998-2006)
- 110 Kyle Brady (1999-2006)
- 105 Vince Manuwai (2003-10)
- 100 Maurice Williams (2001-09)
- 95 Mercedes Lewis (2006-12)
- 92 Keenan McCardell (1996-2001)
- 90 Tony Boselli (1995-2001)

MOST CONSECUTIVE STARTS

- 92 Brad Meester (9/3/00 - 12/4/05)
- 74 Rashean Mathis (9/7/03 - 11/25/07),
- 74 Brad Meester (10/26/08 - 12/30/12)
- 68 Marcus Stroud (9/8/02 - 10/1/06),
- 68 Vince Manuwai (11/30/03 - 12/23/07)
- 64 Maurice Williams (9/7/03 - 12/31/06)
- 63 Chris Naeole (9/8/02 - 12/24/05)
- 60 Uche Nwaneri (10/4/09 - 12/23/12)
- 58 Kevin Hardy (12/21/97 - 11/18/01)
- 53 Mike Peterson (9/7/03 - 10/8/06)
- 52 Kyle Brady (9/17/00 - 10/12/03)

MOST POINTS -- CAREER

- 848 Josh Scobee (2004-12),
- 192 FG, 272 PAT
- 764 Mike Hollis (1995-2001),
- 175 FG, 239 PAT
- 456 Maurice Jones-Drew (2006-12),
- 76 TD
- 424 Fred Taylor (1998-2008),
- 70 TD, 2 2-PT
- 418 Jimmy Smith (1995-2005),
- 69 TD, 2 2-PT
- 228 James Stewart (1995-99),
- 38 TD
- 190 Keenan McCardell (1996-2001),
- 30 TD, 5 2-PT
- 126 Mercedes Lewis (2006-12),
- 21 TD
- 120 Stacey Mack (1999-2002),
- 20 TD
- 112 Reggie Williams (2004-08),
- 18 TD, 2 2-PT
- 108 David Garrard (2002-10)
- 17 TD, 3 2-PT

MOST POINTS -- SEASON

- 134 Mike Hollis (1997), 31 FG, 41 PAT
- 130 Mike Hollis (1999), 31 FG, 37 PAT
- 119 Josh Scobee (2006), 26 FG, 41 PAT
- 117 Mike Hollis (1996), 30 FG, 27 PAT
- 108 Mike Hollis (1998), 21 FG, 45 PAT
- 107 Josh Scobee (2005), 23 FG, 38 PAT,
- 107 Josh Scobee (2010), 22 FG, 41 PAT
- 105 Mike Hollis (2000), 24 FG, 33 PAT
- 102 Fred Taylor (1998), 17 TD,
- 96 Maurice Jones-Drew (2006), 16 TD,
- 96 Maurice Jones-Drew (2009), 16 TD

MOST POINTS -- GAME

- 30 James Stewart (10/12/97 vs. Phi.), 5 TD
- 24 Fred Taylor (11/19/00 at Pit.), 4 TD,
- 24 Maurice Jones-Drew (12/11/11 vs. T.B.) 4 TD
- 18 Jimmy Smith (12/3/95 at Den.), 3 TD,
- 18 Fred Taylor (11/15/98 vs. T.B.), 3 TD,
- 18 Jimmy Smith (9/10/00 at Bal.), 3 TD,
- 18 Mike Hollis (9/10/00 at Bal.), 5 FG, 3 PAT,
- 18 Fred Taylor (12/3/00 vs. Cle.), 3 TD,
- 18 Stacey Mack (9/29/02 vs. N.Y. Jets), 3 TD,
- 18 LaBrandon Toefield (12/24/05 at Hou.), 3 TD,
- 18 Maurice Jones-Drew (12/10/06 vs. Ind.), 3 TD,
- 18 Josh Scobee (11/25/07 vs. Buf.), 5 FG, 3 PAT,
- 18 Maurice Jones-Drew (11/9/08 at Det.), 3 TD,
- 18 Maurice Jones-Drew (9/27/09 at Hou.), 3 TD,
- 18 Maurice Jones-Drew (10/18/09 vs. Stl.), 3 TD,
- 18 Josh Scobee (10/10/10 at Buf.), 5 FG, 3 PAT

MOST POINTS, ROOKIE -- Season

- 102 Fred Taylor (1998), 17 TD
- 96 Maurice Jones-Drew (2006), 16 TD
- 93 Josh Scobee (2004), 24 FG, 21 PAT
- 90 Seth Marler (2003), 20 FG, 30 PAT
- 32 Justin Blackmon (2012), 5 TD, 1 2-PT
- 30 Matt Jones (2005), 5 TD

MOST CONSECUTIVE GAMES SCORING

- 67 Mike Hollis (12/24/95 - 9/10/00)
- 61 Josh Scobee (1/2/05 - 10/4/09)
- 50 Josh Scobee (10/18/09 - 10/28/12)
- 25 Mike Hollis (10/16/00 - 12/30/01)
- 16 Seth Marler (9/7/03 - 12/28/03)
- 14 Mike Hollis (9/3/95 - 12/10/95),
- 14 Josh Scobee (9/12/04 - 12/19/04)

SCORING

MOST CONSECUTIVE GAMES SCORING A TOUCHDOWN

- 8 Fred Taylor (9/20/98 - 11/22/98),
- 8 Maurice Jones-Drew (11/12/06 12/31/06)
- 7 Fred Taylor (11/12/00 - 12/23/00)
- 5 Maurice Jones-Drew (11/4/07 - 12/2/07),
- 5 Maurice Jones-Drew (10/18/09 - 11/22/09)

MOST TOUCHDOWNS -- Career

- 76 Maurice Jones-Drew (2006-12),
- 63 rushing, 11 receiving, 2 KO ret
- 70 Fred Taylor (1998-2008),
- 62 rushing, 8 receiving
- 69 Jimmy Smith (1995-2005),
- 67 receiving, 1 KO ret, 1 block punt
- 38 James Stewart (1995-99),
- 33 rushing, 5 receiving
- 30 Keenan McCardell (1996-2001),
- 30 receiving
- 21 Mercedes Lewis (2006-12),
- 21 receiving
- 20 Stacey Mack (1999-2002),
- 19 rushing, 1 receiving
- 18 Reggie Williams (2004-08),
- 18 receiving
- 17 David Garrard (2002-10),
- 17 rushing
- 15 Ernest Wilford (2004-07, 2009),
- 15 receiving,
- 15 Matt Jones (2005-08),
- 15 receiving
- 14 Mark Brunell (1995-2003),
- 14 rushing,
- 14 Mike Sims-Walker (2008-11),
- 14 receiving

MOST TOUCHDOWNS -- Season

- 17 Fred Taylor (1998),
- 14 rushing, 3 receiving
- 16 Maurice Jones-Drew (2006),
- 13 rushing, 2 receiving, 1 KO ret,
- 16 Maurice Jones-Drew (2009),
- 15 rushing, 1 receiving
- 14 Fred Taylor (2000),
- 12 rushing, 2 receiving,
- 14 Maurice Jones-Drew (2008),
- 12 rushing, 2 receiving
- 13 James Stewart (1999),
- 13 rushing

MOST TOUCHDOWNS -- Game

- 5 James Stewart (10/12/97 vs. Phi.),
- 5 rushing
- 4 Fred Taylor (11/19/00 at Pit.),
- 3 rushing, 1 receiving,
- 4 Maurice Jones-Drew (12/11/11 vs T.B.)
- 2 rushing, 2 receiving
- 3 9 times, last Maurice Jones-Drew (10/18/09 vs. Stl.), 3 rushing

MOST TOUCHDOWNS BY ROOKIE -- Season

- 17 Fred Taylor (1998),
- 14 rushing, 3 receiving
- 16 Maurice Jones-Drew (2006),
- 13 rushing, 2 receiving, 1 KO ret
- 5 Matt Jones (2005), 5 receiving,
- 5 Justin Blackmon (2012), 5 receiving
- 3 James Stewart (1995),
- 2 rushing, 1 receiving,
- 3 Elvis Joseph (2001),
- 2 receiving, 1 kickoff return,
- 3 LaBrandon Toefield (2003),
- 2 rushing, 1 receiving,
- 3 Greg Jones (2004), 3 rushing

MOST FIELD GOALS -- Career

- 192 Josh Scobee (2004-12),
- 240 attempts
- 175 Mike Hollis (1995-2001),
- 217 attempts
- 20 Seth Marler (2003), 33 attempts
- 9 John Carney (2007), 11 attempts
- 8 Tim Seder (2002), 12 attempts

MOST FIELD GOALS -- Season

- 31 Mike Hollis (1997), 36 attempts,
- 31 Mike Hollis (1999), 38 attempts
- 30 Mike Hollis (1996), 36 attempts
- 26 Josh Scobee (2006), 32 attempts
- 25 Josh Scobee (2012), 28 attempts
- 24 Mike Hollis (2000), 26 attempts,
- 24 Josh Scobee (2004), 31 attempts

MOST FIELD GOALS -- Game

- 5 Mike Hollis (12/1/96 vs. Cin.),
- 5 attempts,
- 5 Mike Hollis (11/30/97 vs. Bal.),
- 5 attempts,
- 5 Mike Hollis (9/10/00 at Bal.),
- 5 attempts,
- 5 Josh Scobee (11/25/07 vs. Buf.),
- 5 attempts,
- 5 Josh Scobee (10/10/10 at Buf.),
- 5 attempts
- 4 Mike Hollis (6 games),
- 4 Josh Scobee (5 games),
- last (1/1/12 vs. Ind.), 4 attempts

MOST CONSECUTIVE GAMES SCORING A FIELD GOAL

- 15 Josh Scobee (11/14/10 - 10/24/11)
- 13 Josh Scobee (10/29/06 - 12/16/07)
- 10 Mike Hollis (9/12/99 - 11/21/99)
- 8 Mike Hollis (12/24/95 - 10/13/96),
- 8 Seth Marler (9/7/03 - 11/2/03),
- 8 Josh Scobee (11/13/05 - 1/1/06),
- 8 Josh Scobee (1/3/10 - 10/24/10)

MOST CONSECUTIVE FIELD GOALS

- 20 Mike Hollis (11/1/98 - 9/19/99),
- 20 Josh Scobee (11/27/11 - 11/4/12)
- 16 Mike Hollis (10/12/97 - 11/30/97)
- 15 Josh Scobee (10/1/06 - 11/26/06),
- 15 Josh Scobee (9/11/11 - 11/13/11)
- 14 Josh Scobee (9/12/10 - 11/14/10)
- 13 Mike Hollis (9/3/00 - 10/29/00)

HIGHEST FIELD GOAL PERCENTAGE

Career (minimum 25 attempts)

- 80.7 Mike Hollis (1995-2001),
- 175 of 217
- 80.0 Josh Scobee (2004-12),
- 192 of 240

Season (minimum 16 attempts)

- 92.3 Mike Hollis (2000), 24 of 26
- 92.0 Josh Scobee (2011), 23 of 25
- 89.3 Josh Scobee (2012), 25 of 28
- 86.1 Mike Hollis (1997), 31 of 36
- 83.3 Mike Hollis (1996), 30 of 36
- 81.6 Mike Hollis (1999), 31 of 38
- 81.3 Josh Scobee (2006), 26 of 32

LONGEST FIELD GOALS

- 59 Josh Scobee (10/3/10 vs. Indianapolis)
- 55 Josh Scobee (9/18/11 at N.Y. Jets)
- 54 Josh Scobee (9/11/11 vs. Baltimore),
- 54 Josh Scobee (9/11/11 vs. Baltimore)
- 53 Mike Hollis (10/8/95 vs. Pittsburgh),
- 53 Mike Hollis (9/29/96 vs. Carolina),
- 53 Seth Marler (10/5/03 vs. San Diego),
- 53 Josh Scobee (10/24/04 at Indianapolis),
- 53 Josh Scobee (10/9/05 vs. Cincinnati),
- 53 Josh Scobee (10/26/08 vs. Cleveland),
- 53 Josh Scobee (9/25/11 at Carolina)



INDIVIDUAL RECORDS / REGULAR SEASON



SCORING

MOST EXTRA POINTS -- Career
 272 Josh Scobee (2004-12), 276 attempts
 239 Mike Hollis (1995-2001), 242 attempts
 30 Seth Marler (2003), 30 attempts

MOST EXTRA POINTS -- Season
 45 Mike Hollis (1998), 45 attempts
 41 Mike Hollis (1997), 41 attempts,
 41 Josh Scobee (2006), 41 attempts,
 41 Josh Scobee (2010), 41 attempts
 38 Josh Scobee (2005), 39 attempts
 37 Mike Hollis (1999), 37 attempts

MOST EXTRA POINTS -- Game
 7 Josh Scobee (12/23/07 vs. Oak.),
 7 attempts
 6 Mike Hollis (11/1/98 at Bal.),
 6 attempts,
 6 Mike Hollis (12/3/00 vs. Cle.),
 6 attempts
 5 10 times, last Josh Scobee
 (12/12/10 vs Oak.), 5 attempts

MOST CONSECUTIVE EXTRA POINTS
 220 Mike Hollis (10/22/95 - 12/9/01)
 82 Josh Scobee (11/8/09 - 1/1/12)
 59 Josh Scobee (9/12/04 - 1/1/06)
 58 Josh Scobee (12/16/07 - 11/1/09)
 55 Josh Scobee (9/10/06 - 12/16/07)
 30 Seth Marler (9/7/03 - 12/28/03)

HIGHEST EXTRA-POINT PERCENTAGE
Career
 100.0 Seth Marler (2003), 30 of 30
 98.8 Mike Hollis (1995-2001), 239 of 242
 98.5 Josh Scobee (2004-12), 272 of 276

MOST TWO-POINT CONVERSIONS -- Career
 5 Keenan McCardell (1996-2001),
 5 pass
 3 Willie Jackson (1995-97), 3 pass
 3 Mark Brunell (1995-2003), 3 run
 3 David Garrard (2002-10), 3 run

MOST TWO-POINT CONVERSIONS -- Game
 1 27 times, last Montell Owens,
 (12/2/12 at Buffalo), 1 rush

PASSING

MOST YARDS PASSING -- Career
 25,698 Mark Brunell (1995-2003),
 2,184 of 3,616
 16,003 David Garrard (2002-10),
 1,406 of 2,281
 9,042 Byron Leftwich (2003-06),
 789 of 1,344
 3,876 Blaine Gabbert (2011-12),
 372 of 691
 2,084 Chad Henne (2012),
 166 of 308
 1,252 Quinn Gray (2003-07),
 101 of 180

MOST YARDS PASSING -- Season
 *4,367 Mark Brunell (1996), 353 of 557
 *NFL Leader
 3,640 Mark Brunell (2000), 311 of 512
 3,620 David Garrard (2008), 335 of 535
 3,597 David Garrard (2009), 314 of 516
 3,309 Mark Brunell (2001), 289 of 473
 3,281 Mark Brunell (1997), 264 of 435
 3,060 Mark Brunell (1999), 259 of 441

MOST YARDS PASSING -- Game
 432 Mark Brunell (9/22/96 at N.E.),
 23 of 39
 421 Mark Brunell (10/20/96 at StL.),
 37 of 52
 386 Mark Brunell (9/10/00 at Bal.),
 28 of 50
 376 Mark Brunell (9/20/98 vs. Bal.),
 25 of 34
 357 Byron Leftwich (10/10/04 at S.D.)
 36 of 54

MOST YARDS PASSING, ROOKIE -- Season
 2,819 Byron Leftwich (2003), 239 of 418
 2,214 Blaine Gabbert (2011), 210 of 413
 387 Jonathan Quinn (1998), 34 of 64
 231 David Garrard (2002), 23 of 46

MOST YARDS PASSING, ROOKIE -- Game
 336 Byron Leftwich (10/5/03 vs. S.D.),
 19 of 28
 288 Byron Leftwich (12/14/03 at N.E.),
 21 of 40
 256 Byron Leftwich (10/12/03 vs. Mia.),
 24 of 42

MOST PASS ATTEMPTS -- Career
 3,616 Mark Brunell (1995-2003),
 2,184 completions
 2,281 David Garrard (2002-10),
 1,406 completions
 1,344 Byron Leftwich (2003-06),
 789 completions
 691 Blaine Gabbert (2011-12),
 372 completions
 308 Chad Henne (2012),
 166 completions

MOST PASS ATTEMPTS -- Season
 557 Mark Brunell (1996),
 353 completions
 535 David Garrard (2008),
 335 completions
 516 David Garrard (2009),
 314 completions
 512 Mark Brunell (2000),
 311 completions

MOST PASS ATTEMPTS -- Game
 54 Byron Leftwich (10/10/04 at S.D.),
 36 completions
 52 Mark Brunell (10/20/96 at StL.),
 37 completions
 51 Chad Henne (12/23/12 vs. N.E.),
 29 completions
 50 Mark Brunell (9/10/00 at Bal.),
 28 completions
 49 Blaine Gabbert (10/28/12 at G.B.)
 27 completions
 48 Mark Brunell (10/15/95 vs. Chi.),
 30 completions
 47 Mark Brunell (11/17/96 at Pit.),
 28 completions,
 47 Mark Brunell (11/28/99 at Bal.),
 27 completions

MOST PASS ATTEMPTS, ROOKIE -- Season
 418 Byron Leftwich (2003), 239 comp
 413 Blaine Gabbert (2011), 210 comp
 64 Jonathan Quinn (1998), 34 comp
 46 David Garrard (2002), 23 comp

MOST PASS ATTEMPTS, ROOKIE -- Game
 42 Byron Leftwich (10/12/03 vs. Mia.),
 24 completions,
 42 Blaine Gabbert (10/2/11 vs. N.O.),
 16 completions,
 42 Blaine Gabbert (12/24/11 at Ten.),
 21 completions
 41 Blaine Gabbert (11/20/11 at Cle.),
 22 completions
 40 Byron Leftwich (12/14/03 at N.E.),
 21 completions

MOST PASS COMPLETIONS -- Career
 2,184 Mark Brunell (1995-2003),
 3,616 attempts
 1,406 David Garrard (2002-10),
 2,281 attempts
 789 Byron Leftwich (2003-06),
 1,344 attempts
 372 Blaine Gabbert (2011-12),
 691 attempts
 166 Chad Henne (2012),
 308 attempts
 101 Quinn Gray (2005-07),
 180 attempts

MOST PASS COMPLETIONS -- Season
 353 Mark Brunell (1996), 557 attempts
 335 David Garrard (2008), 535 attempts
 314 David Garrard (2009), 516 attempts
 311 Mark Brunell (2000), 512 attempts
 289 Mark Brunell (2001), 473 attempts

MOST PASS COMPLETIONS -- Game
 37 Mark Brunell (10/20/96 at StL.),
 52 attempts
 36 Byron Leftwich (10/10/04 at S.D.),
 54 attempts
 30 Mark Brunell (10/15/95 vs. Chi.),
 48 attempts,
 30 David Garrard (10/18/09 vs. StL.),
 43 attempts

MOST CONSECUTIVE PASS COMPLETIONS
 17 David Garrard
 (11/14/10 vs. Hou. - 11/21/10 vs. Cle.)
 15 Byron Leftwich
 (10/17/04 vs. K.C. - 10/24/04 at Ind.)
 13 Mark Brunell
 (10/6/96 at New Orleans),
 13 Mark Brunell
 (9/7/03 at Carolina)

MOST PASS COMPLETIONS, ROOKIE -- Season
 239 Byron Leftwich (2003),
 418 attempts
 210 Blaine Gabbert (2011),
 413 attempts
 34 Jonathan Quinn (1998),
 164 attempts
 23 David Garrard (2002),
 46 attempts

MOST PASS COMPLETIONS, ROOKIE -- Game
 24 Byron Leftwich (10/12/03 vs. Mia.),
 42 attempts
 22 Byron Leftwich (11/2/03 at Bal.),
 34 attempts,
 22 Blaine Gabbert (11/20/11 at Cle.),
 41 attempts
 21 Byron Leftwich (12/14/03 at N.E.),
 40 attempts,
 21 Blaine Gabbert (12/24/11 at Ten.)
 42 attempts
 20 Byron Leftwich (11/30/03 vs. T.B.),
 34 attempts

MOST TOUCHDOWN PASSES -- Career
 144 Mark Brunell (1995-2003)
 89 David Garrard (2002-10)
 51 Byron Leftwich (2003-06)
 21 Blaine Gabbert (2011-12)
 12 Quinn Gray (2003-07)
 11 Chad Henne (2012)
 4 Steve Beuerlein (1995),
 4 Jamie Martin (1998-2000)

MOST TOUCHDOWN PASSES -- Season
 23 David Garrard (2010)
 20 Mark Brunell (1998),
 20 Mark Brunell (2000)
 19 Mark Brunell (1996),
 19 Mark Brunell (2001)
 18 Mark Brunell (1997),
 18 David Garrard (2007)

MOST TOUCHDOWN PASSES -- Game
 4 Mark Brunell (11/29/98 at CIN),
 4 Quinn Gray (12/30/07 at HOU),
 4 David Garrard (10/31/10 at DAL)
 4 Chad Henne (11/18/12 at HOU)
 3 20 times, last David Garrard
 (12/12/10 vs. OAK)

MOST CONSECUTIVE GAMES WITH A TOUCHDOWN PASS

14 Mark Brunell (10/7/01 - 9/15/02)
 9 Mark Brunell (10/22/00 - 12/23/00)
 8 Byron Leftwich (9/25/05 - 11/20/05),
 8 Mark Brunell (9/17/95 - 11/12/95),
 8 Mark Brunell (10/19/97 - 12/7/97),
 8 David Garrard (12/17/06 - 10/14/07)

MOST TOUCHDOWN PASSES, ROOKIE -- Season
 14 Byron Leftwich (2003)
 12 Blaine Gabbert (2011)
 2 Jonathan Quinn (1998)
 1 David Garrard (2002)

MOST TOUCHDOWN PASSES, ROOKIE -- Game
 2 Byron Leftwich (10/5/03 vs. SD),
 2 Byron Leftwich (11/30/03 vs. TB),
 2 Blaine Gabbert (12/5/11 vs. SD),
 2 Blaine Gabbert (12/11/11 vs. TB)

MOST INTERCEPTIONS THROWN -- Career
 86 Mark Brunell (1995-2003),
 3,616 attempts
 54 David Garrard (2002-10),
 2,281 attempts
 36 Byron Leftwich (2003-06),
 1,344 attempts
 17 Blaine Gabbert (2011-12),
 691 attempts
 11 Chad Henne (2012),
 308 attempts

MOST INTERCEPTIONS THROWN -- Season
 20 Mark Brunell (1996),
 557 attempts
 16 Byron Leftwich (2003),
 418 attempts
 15 David Garrard (2010),
 366 attempts
 14 Mark Brunell (2000),
 512 attempts
 13 Mark Brunell (2001),
 473 attempts

MOST INTERCEPTIONS THROWN -- Game
 5 Mark Brunell (10/20/96 at StL.),
 52 attempts
 4 David Garrard (11/12/06 vs. Hou.),
 34 attempts,
 4 David Garrard (9/19/10 at S.D.),
 23 attempts,
 4 Luke McCown (9/18/11 at N.Y. Jets),
 19 attempts

PASSING

MOST INTERCEPTIONS THROWN, ROOKIE Season

16	Byron Leftwich (2003), 418 attempts
11	Blaine Gabbert (2011), 413 attempts
3	Jonathan Quinn (1998), 64 attempts
2	David Garrard (2002), 46 attempts
1	Rob Johnson (1995), 7 attempts

MOST INTERCEPTIONS THROWN, ROOKIE Game

3	Byron Leftwich (9/28/03 at Hou.), 36 attempts,
3	Byron Leftwich (10/12/03 vs. Mia.), 42 attempts
2	Eight times, last by Blaine Gabbert (12/11/11 vs. T.B.), 33 attempts

MOST CONSECUTIVE GAMES WITH NO PASSES INTERCEPTED

8	David Garrard (9/9/07 - 11/25/07)
6	David Garrard (12/11/05 - 11/5/06)
5	Mark Brunell (12/1/96 - 9/22/97),
5	Mark Brunell (10/11/99 - 11/14/99)

MOST CONSECUTIVE PASSES WITHOUT AN INTERCEPTION

209	David Garrard (9/9/07 - 11/25/07)
175	David Garrard (12/4/05 - 11/12/06)
172	Mark Brunell (11/24/96 - 9/28/97)
155	David Garrard (11/22/09 - 12/17/09)
148	Mark Brunell (10/3/99 - 11/21/99)

LOWEST INTERCEPTION RATE -- Career (minimum 125 attempts)

2.37	Mark Brunell (1995-2003), 86 of 3,616 attempts,
2.37	David Garrard (2002-10), 54 of 2,281 attempts
2.50	Blaine Gabbert (2011-12), 17 of 691 attempts
2.68	Byron Leftwich (2003-06), 36 of 1,344 attempts
2.78	Quinn Gray (2003-07), 5 of 180 attempts
3.00	Chad Henne (2012), 8 of 267 attempts
3.20	Jonathan Quinn (1998-2001), 4 of 125 attempts

LOWEST INTERCEPTION RATE -- Season (minimum 140 attempts)

0.06	David Garrard (2005), 1 of 168 attempts
0.09	David Garrard (2007), 3 of 325 attempts
0.17	Byron Leftwich (2005), 5 of 302 attempts
1.61	Mark Brunell (1997), 7 of 435 attempts
1.68	Mark Brunell (2002), 7 of 416 attempts

HIGHEST COMPLETION PERCENTAGE Career (minimum 140 completions)

61.6	David Garrard (2002-10), 1,406 of 2,281 attempts
60.4	Mark Brunell (1995-2003), 2,184 of 3,612 attempts
58.7	Byron Leftwich (2003-06), 789 of 1,344 attempts
56.1	Quinn Gray (2003-07), 101 of 180 attempts
53.9	Chad Henne (2012), 166 of 308 attempts
53.8	Blaine Gabbert (2011-12), 372 of 691 attempts

HIGHEST COMPLETION PERCENTAGE Season (minimum 70 completions)

64.5	David Garrard (2010), 236 of 366 attempts
64.0	David Garrard (2007), 208 of 325 attempts
63.4	Mark Brunell (1996), 353 of 557 attempts
62.6	David Garrard (2008), 335 of 535 attempts
61.1	Mark Brunell (2001), 289 of 473 attempts

HIGHEST COMPLETION PERCENTAGE Game (minimum 15 completions)

85.2	Mark Brunell (9/7/03 at Car.), 23 of 27 attempts
83.3	Rob Johnson (8/31/97 at Bal.), 20 of 24 attempts,
83.3	Mark Brunell (10/29/00 at Dall.), 20 of 24 attempts
82.8	David Garrard (12/2/07 at Ind.), 24 of 29 attempts
81.0	David Garrard (10/31/10 at Dal.), 17 of 21 attempts
80.0	Mark Brunell (10/6/96 at N.O.), 28 of 35 attempts,
80.0	David Garrard (10/10/10 at Buf.), 16 of 20 attempts

HIGHEST PASSER RATING Career (minimum 250 attempts)

85.8	David Garrard (2002-10)
85.4	Mark Brunell (1995-2003)
80.5	Byron Leftwich (2003-06)

HIGHEST PASSER RATING Season (among qualifiers)

102.2	David Garrard (2007)
#91.2	Mark Brunell (1997) #AFC Leader
90.8	David Garrard (2010)
89.9	Mark Brunell (1998)
89.3	Byron Leftwich (2005)
85.7	Mark Brunell (2002)

HIGHEST AVERAGE GAIN PER ATTEMPT Career (minimum 250 attempts)

7.11	Mark Brunell (1995-2003), 3,612 attempts, 25,698 yards
7.02	David Garrard (2002-10), 2,281 attempts, 16,003 yards
6.77	Chad Henne (2012), 308 attempts, 2,084 yards

HIGHEST AVERAGE GAIN PER ATTEMPT Season (minimum 150 attempts)

*7.84	Mark Brunell (1996), 557 attempts, 4,367 yards *NFL Leader
7.72	David Garrard (2007), 325 attempts, 2,509 yards
7.54	Mark Brunell (1997), 435 attempts, 3,281 yards
7.47	David Garrard (2010), 366 attempts, 2,734 yards
7.35	Mark Brunell (1998), 354 attempts, 2,601 yards

HIGHEST AVERAGE GAIN PER ATTEMPT Game (minimum 20 attempts)

12.38	David Garrard (10/21/10 at DAL), 21 attempts, 260 yards
12.25	Rob Johnson (8/31/97 at BAL), 24 attempts, 294 yards
12.00	Byron Leftwich (10/5/03 vs. SD), 28 attempts, 336 yards
11.85	Mark Brunell (11/1/98 at BAL), 20 attempts, 237 yards
11.70	Mark Brunell (11/21/99 vs. N.O.), 30 attempts, 351 yards
11.08	Mark Brunell (9/22/96 at N.E.), 39 attempts, 432 yards

MOST 400-YARD PASSING GAMES -- Career

2	Mark Brunell (1995-2003)
---	--------------------------

MOST 400-YARD PASSING GAMES -- Season

2	Mark Brunell (1996)
---	---------------------

MOST 300-YARD PASSING GAMES -- Career

22	Mark Brunell (1995-2003)
6	David Garrard (2002-10)
4	Byron Leftwich (2003-06)
2	Quinn Gray (2003-07),
2	Chad Henne (2012)

MOST 300-YARD PASSING GAMES -- Season

6	Mark Brunell (1996)
3	Mark Brunell (1997, 1999, 2000),
3	Byron Leftwich (2004),
3	David Garrard (2009)

MOST CONSECUTIVE 300-YARD PASSING GAMES

3	Mark Brunell (11/21/99 - 12/2/99)
2	Mark Brunell (11/24/96 - 12/1/96),
2	Mark Brunell (9/3/00 - 9/10/00),
2	Byron Leftwich (10/3/04 - 10/10/04)

LONGEST PASS COMPLETIONS

84t	Byron Leftwich to Troy Edwards (9/28/03 at Houston)
81t	Chad Henne to Justin Blackmon (11/18/12 at Houston)
80t	Quinn Gray to Reggie Williams (11/4/07 at New Orleans),
80t	Blaine Gabbert to Cecil Shorts III (9/23/12 at Indianapolis)
79t	Mark Brunell to Patrick Johnson (9/15/02 at Kansas City)
78t	Mark Brunell to Fred Taylor (11/1/98 at Baltimore)
75	Mark Brunell to Jimmy Smith (11/9/97 vs. Kansas City)
75	David Garrard to Maurice Jones-Drew (11/21/10 vs. Cleveland)
74t	Blaine Gabbert to Jason Hill (10/9/11 vs. Cincinnati)

LONGEST TOUCHDOWN PASS

84	Byron Leftwich to Troy Edwards (9/28/03 at Houston)
81	Chad Henne to Justin Blackmon (11/18/12 at Houston)
80	Quinn Gray to Reggie Williams (11/4/07 at New Orleans)
80	Blaine Gabbert to Cecil Shorts III (9/23/12 at Indianapolis)
79	Mark Brunell to Patrick Johnson (9/15/02 at Kansas City)
78	Mark Brunell to Fred Taylor (11/1/98 at Baltimore)
74	Blaine Gabbert to Jason Hill (10/9/11 vs. Cincinnati)

RUSHING

MOST RUSHING YARDS -- Career

11,271	Fred Taylor (1998-2008), 2,428 attempts
7,268	Maurice Jones-Drew (2006-12), 1,570 attempts
2,951	James Stewart (1995-99), 765 attempts
2,219	Mark Brunell (1995-2002), 429 attempts
1,746	David Garrard (2002-10), 380 attempts
1,498	Stacey Mack (1999-2002), 372 attempts
1,330	Natrone Means (1996-97), 396 attempts
944	Rashad Jennings (2009-12), 224 attempts
911	Greg Jones (2004-12), 270 attempts

MOST RUSHING YARDS -- Season

*1,606	Maurice Jones-Drew (2011), 343 attempts *NFL Leader
1,572	Fred Taylor (2003), 345 attempts
1,399	Fred Taylor (2000), 292 attempts
1,391	Maurice Jones-Drew (2009), 312 attempts
1,324	Maurice Jones-Drew (2010), 299 attempts
1,314	Fred Taylor (2002), 287 attempts
1,224	Fred Taylor (2004), 260 attempts
1,223	Fred Taylor (1998), 264 attempts

MOST RUSHING YARDS -- Game

234	Fred Taylor (11/19/00 at Pit.), 30 attempts
194	Fred Taylor (12/21/03 vs. N.O.), 34 attempts
186	Maurice Jones-Drew (12/5/10 at Ten.), 31 attempts
183	Fred Taylor (12/6/98 vs. Det.), 32 attempts
181	Fred Taylor (12/3/00 vs. Cle.), 30 attempts
177	Maurice Jones-Drew (11/1/09 at Ten.), 8 attempts,
177	Maurice Jones-Drew (9/23/12 at Ind.), 28 attempts
169	Maurice Jones-Drew (1/1/12 vs. Ind.), 25 attempts,
166	Maurice Jones-Drew (12/10/06 vs. Ind.), 15 attempts

MOST RUSHING YARDS, ROOKIE -- Season

1,223	Fred Taylor (1998), 264 attempts
941	Maurice Jones-Drew (2006), 166 attempts
525	James Stewart (1995), 137 attempts
294	Elvis Joseph (2001), 68 attempts
212	LaBrandon Toefield (2003), 53 attempts

MOST RUSHING YARDS, ROOKIE -- Game

183	Fred Taylor (12/6/98 vs. Det.), 32 attempts
166	Maurice Jones-Drew (12/10/06 vs. Ind.), 15 attempts
131	Maurice Jones-Drew (12/24/06 vs. N.E.), 19 attempts
128	Fred Taylor (9/20/98 vs. Bal.), 23 attempts,
128	Fred Taylor (11/15/98 vs. T.B.), 20 attempts



INDIVIDUAL RECORDS / REGULAR SEASON



RUSHING

MOST RUSHING ATTEMPTS -- Career

- 2,428 Fred Taylor (1998-2008), 11,271 yards
- 1,570 Maurice Jones-Drew (2006-12), 7,268 yards
- 765 James Stewart (1995-99), 2,951 yards
- 429 Mark Brunell (1995-2003), 2,219 yards
- 396 Natrone Means (1996-97), 1,330 yards
- 380 David Garrard (2002-10), 1,746 yards
- 372 Stacey Mack (1999-2002), 1,498 yards

MOST RUSHING ATTEMPTS -- Season

- 345 Fred Taylor (2003), 1,572 yards
- 343 Maurice Jones-Drew (2011), 1,606 yards
- 312 Maurice Jones-Drew (2009), 1,391 yards
- 299 Maurice Jones-Drew (2010), 1,324 yards
- 292 Fred Taylor (2000), 1,399 yards
- 287 Fred Taylor (2002), 1,314 yards
- 264 Fred Taylor (1998), 1,223 yards
- 260 Fred Taylor (2004), 1,224 yards

MOST RUSHING ATTEMPTS -- Game

- 37 Fred Taylor (9/25/05 at N.Y. Jets), 98 yards
- 34 Fred Taylor (12/21/03 vs. N.O.), 194 yards
- 33 Maurice Jones-Drew (10/18/09 vs. Stl.), 133 yards
- 32 Fred Taylor (12/6/98 vs. Det.), 183 yards
- 32 Fred Taylor (12/17/00 at Cin.), 110 yards
- 32 Fred Taylor (11/23/03 at N.Y. Jets), 142 yards
- 31 Fred Taylor (10/29/00 at Dal.), 107 yards
- 31 Maurice Jones-Drew (12/5/10 at Ten.), 186 yards

MOST RUSHING ATTEMPTS, ROOKIE -- Season

- 264 Fred Taylor (1998), 1,223 yards
- 166 Maurice Jones-Drew (2006), 941 yards
- 137 James Stewart (1995), 525 yards
- 68 Elvis Joseph (2001), 294 yards
- 62 Greg Jones (2004), 162 yards

MOST RUSHING ATTEMPTS, ROOKIE -- Game

- 32 Fred Taylor (12/6/98 vs. Det.), 183 yards
- 27 Fred Taylor (11/7/98 vs. Cin.), 118 yards
- 25 Fred Taylor (9/27/98 at Ten.), 116 yards
- 25 Maurice Jones-Drew (12/17/06 at Ten.), 98 yards

MOST RUSHING TOUCHDOWNS -- Career

- 63 Maurice Jones-Drew (2006-12)
- 62 Fred Taylor (1998-2008)
- 33 James Stewart (1995-99)
- 19 Stacey Mack (1999-2002)
- 17 David Garrard (2002-10)
- 14 Mark Brunell (1995-2003)

MOST RUSHING TOUCHDOWNS -- Season

- 15 Maurice Jones-Drew (2009)
- 14 Fred Taylor (1998)
- 13 James Stewart (1999),
- 13 Maurice Jones-Drew (2006)
- 12 Fred Taylor (2000),
- 12 Maurice Jones-Drew (2008)

MOST RUSHING TOUCHDOWNS -- Game

- 5 James Stewart (10/12/97 vs. Phi.)
- 3 8 times, last Maurice Jones-Drew (10/18/09 vs. Stl.)

MOST RUSHING TOUCHDOWNS, ROOKIE -- Season

- 14 Fred Taylor (1998)
- 13 Maurice Jones-Drew (2006)
- 3 Greg Jones (2004)
- 2 James Stewart (1995),
- 2 David Garrard (2002),
- 2 LaBrandon Toefield (2003)

MOST RUSHING TOUCHDOWNS, ROOKIE -- Game

- 3 Fred Taylor (11/15/98 vs. T.B.)
- 2 Fred Taylor (10/12/98 vs. Miami),
- 2 Fred Taylor (12/6/98 vs. Detroit),
- 2 Fred Taylor (11/9/03 vs. Ind.),
- 2 David Garrard (10/13/02 at Ten.),
- 2 Maurice Jones-Drew (10/8/06 vs. N.Y.J.),
- 2 Maurice Jones-Drew (12/10/06 vs. Ind.),
- 2 Maurice Jones-Drew (12/24/06 vs. N.E.)

MOST CONSECUTIVE GAMES WITH A RUSHING TOUCHDOWN

- 8 Maurice Jones-Drew (11/12/06 - 12/31/06)
- 5 Maurice Jones-Drew (10/18/09 - 11/22/09)
- 4 6 times, last Maurice Jones-Drew (11/11/07 - 12/2/07)

HIGHEST RUSHING AVERAGE

- Career (minimum 100 attempts)**
- 5.2 Mark Brunell (1995-2003), 429 attempts, 2,219 yards
- 4.6 Maurice Jones-Drew (2006-12), 1,570 attempts, 7,268 yards
- 4.6 David Garrard (2002-10), 380 attempts, 1,746 yards
- 4.6 Fred Taylor (1998-2008), 2,428 attempts, 11,271 yards
- 4.2 Rashad Jennings (2009-12), 224 attempts, 944 yards
- 4.0 Stacey Mack (1999-2002), 372 attempts, 1,498 yards
- 3.9 James Stewart (1995-99), 765 attempts, 2,951 yards

HIGHEST RUSHING AVERAGE

- Season (minimum 50 attempts)**
- 7.2 Mark Brunell (1995), 67 attempts, 480 yards
- 5.7 Maurice Jones-Drew (2006), 166 attempts, 941 yards
- 5.5 Rashad Jennings (2010), 84 attempts, 459 yards
- 5.4 Fred Taylor (2007), 223 attempts, 1,202 yards
- 5.0 Mark Brunell (1996), 80 attempts, 396 yards
- 5.0 Fred Taylor (2006), 231 attempts, 1,146 yards

HIGHEST RUSHING AVERAGE

- Game (minimum 10 attempts)**
- 11.1 Maurice Jones-Drew (12/10/06 vs. Hou.), 12 for 125 yards
- 10.4 Maurice Jones-Drew (10/14/07 vs. Ind.), 15 for 166 yards
- 8.5 Fred Taylor (10/31/99 at Cin.), 15 for 128 yards
- 7.9 Maurice Jones-Drew (9/24/06 at Ind.), 13 for 103 yards
- 7.8 Fred Taylor (11/19/00 at Pit.), 30 for 234 yards

MOST 200-YARD RUSHING GAMES -- Career

- 1 Fred Taylor (1998-2008)

MOST 200-YARD RUSHING GAMES -- Season

- 1 Fred Taylor (2000)

MOST 100-YARD RUSHING GAMES -- Career

- 47 Fred Taylor (1998-2008)
- 26 Maurice Jones-Drew (2006-12)
- 6 James Stewart (1995-99)
- 3 Stacey Mack (1999-2002)
- 2 Greg Jones (2004-12)
- 2 Rashad Jennings (2009-12)

MOST 100-YARD RUSHING GAMES -- Season

- 9 Fred Taylor (2000)
- 7 Fred Taylor (2003),
- 7 Maurice Jones-Drew (2010)
- 6 Fred Taylor (1998),
- 6 Maurice Jones-Drew (2011)
- 5 Fred Taylor (2002, 2004, 2007),
- 5 Maurice Jones-Drew (2009)

MOST CONSECUTIVE 100-YARD RUSHING GAMES

- 9 Fred Taylor (10/16/00 to 12/17/00)
- 6 Maurice Jones-Drew (10/31/10 to 12/12/10)
- 5 Fred Taylor (11/25/07 to 12/23/07)
- 3 Fred Taylor (11/14/04 to 11/28/04),
- 3 Stacey Mack (12/16/01 to 12/30/01),
- 3 Fred Taylor (11/23/03 to 12/7/03),
- 3 Maurice Jones-Drew (12/15/11 to 1/1/12)

LONGEST RUNS FROM SCRIMMAGE

- 80t Fred Taylor (12/9/07 vs. Carolina),
- 80t Maurice Jones-Drew (11/1/09 at Ten.)
- 79t Maurice Jones-Drew (11/1/09 at Ten.),
- 77t Fred Taylor (10/12/98 vs. Miami)
- 76 Fred Taylor (12/10/06 vs. Ind.)
- 76 Fred Taylor (10/14/07 vs. HOU)
- 74t Maurice Jones-Drew (12/24/06 vs. N.E.),
- 74t Rashad Jennings (12/12/10 vs. Oak.)

LONGEST TOUCHDOWN RUNS

- 80 Fred Taylor (12/9/07 vs. Carolina),
- 80 Maurice Jones-Drew (11/1/09 at Ten.)
- 79 Maurice Jones-Drew (11/1/09 at Ten.)
- 77 Fred Taylor (10/12/98 vs. Miami)
- 74 Maurice Jones-Drew (12/24/06 vs. N.E.),
- 74 Rashad Jennings (12/12/10 vs. Oak.)
- 71 Fred Taylor (10/30/05 at St. Louis)
- 70 Fred Taylor (11/15/98 vs. Tampa Bay)

RECEIVING

MOST RECEPTIONS -- Career

- 862 Jimmy Smith (1995-2005), 12,287 yards, 67 TD
- 499 Keenan McCardell (1996-2001), 6,393 yards, 30 TD
- 292 Maurice Jones-Drew (2006-12), 2,559 yards, 11 TD
- 286 Fred Taylor (1998-2008), 2,361 yards, 8 TD
- 272 Mercedes Lewis (2006-12), 3,224 yards, 21 TD
- 241 Kyle Brady (1999-2006), 2,500 yards, 13 TD
- 191 Pete Mitchell (1995-98, 2002), 2,091 yards, 11 TD

MOST RECEPTIONS -- Season

- *116 Jimmy Smith (1999), 1,636 yards, 6 TD
- *NFL Leader
- 112 Jimmy Smith (2001), 1,373 yards, 8 TD
- 94 Keenan McCardell (2000), 1,207 yards, 5 TD
- 93 Keenan McCardell (2001), 1,110 yards, 6 TD
- 91 Jimmy Smith (2000), 1,213 yards, 8 TD
- 85 Keenan McCardell (1996), 1,129 yards, 3 TD
- 85 Keenan McCardell (1997), 1,164 yards, 5 TD

MOST RECEPTIONS -- Game

- 16 Keenan McCardell (10/20/96 at Stl.), 232 yards
- 15 Jimmy Smith (9/10/00 at Bal.), 291 yards, 3 TD
- 14 Jimmy Smith (1/2/00 vs. Cin.), 165 yards
- 11 Keenan McCardell (12/7/97 vs. N.E.), 152 yards, 2 TD,
- 11 Keenan McCardell (10/8/00 vs. Pit.), 137 yards, 1 TD,
- 11 Keenan McCardell (12/23/00 at N.Y.G.), 131 yards

MOST RECEPTIONS, ROOKIE -- Season

- 64 Justin Blackmon (2012), 865 yards, 5 TD
- 48 Mike Thomas (2009), 453 yards, 1 TD
- 46 Maurice Jones-Drew (2006), 436 yards, 2 TD
- 44 Fred Taylor (1998), 421 yards, 3 TD
- 41 Pete Mitchell (1995), 527 yards, 2 TD
- 36 Matt Jones (2005), 432 yards, 5 TD
- 32 Alvin Pearman (2005), 240 yards, 0 TD
- 27 Reggie Williams (2004), 268 yards, 1 TD

MOST RECEPTIONS, ROOKIE -- Game

- 10 Pete Mitchell (11/19/95 at T.B.), 161 yards, 1 TD
- 9 Fred Taylor (9/20/98 vs. Bal.), 85 yards
- 8 Zach Miller (1/3/10 at Cle.), 69 yards, 2 TD
- 7 Fred Taylor (12/13/98 vs. Ten.), 32 yards,
- 7 Maurice Jones-Drew (10/22/06 at Hou.), 58 yards,
- 7 Justin Blackmon (11/18/12 at Hou.), 236 yards
- 7 Justin Blackmon (12/23/12 vs. N.E.), 79 yards

RECEIVING

MOST RECEIVING YARDS -- Career

12,287	Jimmy Smith (1995-2005), 862 receptions, 67 TD
6,393	Keenan McCardell (1996-2001), 499 receptions, 30 TD
3,224	Marcedes Lewis (2006-12), 272 receptions, 21 TD
2,559	Maurice Jones-Drew (2006-12), 292 receptions, 11 TD
2,500	Kyle Brady (1999-2006), 241 receptions, 13 TD
2,361	Fred Taylor (1998-2008), 286 receptions, 8 TD
2,322	Reggie Williams (2004-08), 189 receptions, 18 TD
2,153	Matt Jones (2005-08), 166 receptions, 15 TD
2,120	Ernest Wilford (2004-07, 2009-10), 153 receptions, 15 TD

MOST RECEIVING YARDS -- Season

1,636	Jimmy Smith (1999), 116 receptions, 6 TD
1,373	Jimmy Smith (2001), 112 receptions, 8 TD
1,324	Jimmy Smith (1997), 82 receptions, 4 TD
1,244	Jimmy Smith (1996), 83 receptions, 7 TD
1,213	Jimmy Smith (2000), 91 receptions, 8 TD

MOST RECEIVING YARDS -- Game

291	Jimmy Smith (9/10/00 at Bal.), 15 receptions, 3 TD
236	Justin Blackmon (11/18/12 at Hou.), 7 receptions, 1 TD
232	Keenan McCardell (10/20/96 at Stl.), 16 receptions
220	Jimmy Smith (11/21/99 vs. N.O.), 9 receptions, 1 TD
165	Jimmy Smith (1/2/00 vs. Cin.), 14 receptions
164	Jimmy Smith (9/22/97 vs. Pit.), 10 receptions, 1 TD

MOST RECEIVING YARDS, ROOKIE -- Season

865	Justin Blackmon (2012), 64 receptions, 5 TD
527	Pete Mitchell (1995), 41 receptions, 2 TD
453	Mike Thomas (2009), 48 receptions, 1 TD
436	Maurice Jones-Drew (2006), 46 rec., 2 TD
432	Matt Jones (2005), 36 receptions, 5 TD
421	Fred Taylor (1998), 44 receptions, 3 TD
271	Ernest Wilford (2004), 19 receptions, 2 TD

MOST RECEIVING YARDS, ROOKIE -- Game

236	Justin Blackmon (11/18/12 at Hou.), 7 receptions, 1 TD
161	Pete Mitchell (11/19/95 at T.B.), 10 receptions, 1 TD
117	Matt Jones (11/13/05 vs. Bal.), 5 receptions, 1 TD
93	Justin Blackmon (12/16/12 at Mia.), 6 receptions
85	Fred Taylor (9/20/98 vs. Bal.), 9 receptions

MOST RECEIVING TOUCHDOWNS -- Career

67	Jimmy Smith (1995-2005), 862 receptions
30	Keenan McCardell (1996-2001), 499 receptions
21	Marcedes Lewis (2006-12), 272 receptions
18	Reggie Williams (2004-08), 189 receptions
15	Matt Jones (2005-08), 181 receptions
15	Ernest Wilford (2004-07, 2009-10), 153 receptions

MOST RECEIVING TOUCHDOWNS -- Season

10	Reggie Williams (2007), 38 rec., 10 Marcedes Lewis (2010), 58 rec.
8	Jimmy Smith (1998), 78 rec., 8 Jimmy Smith (2000), 91 rec., 8 Jimmy Smith (2001), 112 rec.

MOST RECEIVING TOUCHDOWNS -- Game

3	Jimmy Smith (9/10/00 at Bal.), 15 rec.
2	25 times, last Marcedes Lewis, (11/18/12 at Hou.), 3 rec.

MOST RECEIVING TOUCHDOWNS BY A ROOKIE -- Season

5	Matt Jones (2005), 36 receptions, 5 Justin Blackmon (2012), 64 receptions
3	Fred Taylor (1998), 44 receptions

MOST CONSECUTIVE GAMES WITH A RECEPTION

80	Jimmy Smith (10/29/95 - 10/22/00)
76	Jimmy Smith (9/9/01 - 1/1/06)
65	Maurice Jones-Drew (12/10/06 - 12/19/10)
49	Keenan McCardell (12/28/98 - 1/6/02)
40	Keenan McCardell (9/1/96 - 11/1/98)

MOST CONSECUTIVE GAMES WITH A RECEIVING TOUCHDOWN

4	Reggie Williams (12/9/07 - 12/30/07)
4	Cecil Shorts III (11/8/12 - 12/2/12)
3	9 times, last Cecil Shorts III (11/8/12 - 11/25/12)

HIGHEST AVERAGE PER RECEPTION Career (minimum 40 receptions)

17.7	Cecil Shorts III (2011-12), 57 receptions, 1,009 yards
14.3	Jimmy Smith (1995-2005), 862 receptions, 12,287 yards
13.9	Ernest Wilford (2004-07, 2009-10), 153 receptions, 2,120 yards
13.5	Justin Blackmon (2012), 64 receptions, 865 yards
13.5	Mike Sims-Walker (2008-11), 123 receptions, 1,659 yards

HIGHEST AVERAGE PER RECEPTION Season (minimum 20 receptions)

17.8	Cecil Shorts III (2012), 55 receptions, 979 yards
16.6	Ernest Wilford (2005), 41 receptions, 681 yards
16.6	Reggie Williams (2007), 38 receptions, 629 yards
16.2	Marcedes Lewis (2009), 32 receptions, 518 yards
16.1	Jimmy Smith (1997), 82 receptions, 1,324 yards

HIGHEST AVERAGE PER RECEPTION Game (minimum 4 receptions)

33.7	Justin Blackmon (11/18/12 at Hou.), 7 receptions, 236 yards
29.5	Ernest Wilford (12/24/05 at Hou.), 4 receptions, 118 yards
28.8	Andre Rison (9/22/96 at N.E.), 4 receptions, 115 yards
28.0	Jimmy Smith (11/9/97 vs. K.C.), 4 receptions, 112 yards
27.0	Jimmy Smith (10/13/96 vs. N.Y. Jets), 5 receptions, 135 yards
26.3	Cecil Shorts III (11/25/12 vs. Ten.), 4 receptions, 105 yards

HIGHEST AVERAGE PER RECEPTION, ROOKIE -- Season (minimum 20 receptions)

13.5	Justin Blackmon (2012), 64 receptions, 865 yards
12.9	Pete Mitchell (1995), 41 receptions, 527 yards
12.0	Matt Jones (2005), 36 receptions, 432 yards
10.1	Zach Miller (2009), 21 receptions, 212 yards
9.9	Reggie Williams (2004), 27 receptions, 268 yards

HIGHEST AVERAGE PER RECEPTION, Game (minimum 4 receptions)

33.7	Justin Blackmon (11/18/12 at Hou.), 7 receptions, 236 yards
23.4	Matt Jones (11/13/05 vs. Bal.) 5 receptions, 117 yards
16.8	Justin Blackmon (10/28/12 at G.B.) 4 receptions, 67 yards
16.1	Pete Mitchell (11/19/95 at T.B.), 10 receptions, 161 yards
15.5	Reggie Williams (12/12/04 vs. Chi.), 4 receptions, 62 yards
15.5	Mike Thomas (11/29/09 at S.F.), 4 receptions, 62 yards
14.0	Maurice Jones-Drew (11/12/06 vs. Hou.), 4 receptions, 56 yards
13.8	Mike Thomas (11/1/09 at Ten.), 4 receptions, 55 yards

MOST 200-YARD RECEIVING GAMES -- Career

2	Jimmy Smith (1995-2005)
---	-------------------------

MOST 200-YARD RECEIVING GAMES -- Season

1	Keenan McCardell (1996), 1 Jimmy Smith (1999), 1 Jimmy Smith (2000), 1 Justin Blackmon (2012)
---	---

MOST 100-YARD RECEIVING GAMES -- Career

46	Jimmy Smith (1995-2005)
19	Keenan McCardell (1996-2001)
6	Matt Jones (2005-08)

MOST 100-YARD RECEIVING GAMES -- Season

9	Jimmy Smith (1999)
6	Jimmy Smith (1997), 6 Jimmy Smith (2001), 5 Jimmy Smith (1998), 5 Jimmy Smith (2000), 5 Keenan McCardell (2000)

MOST 100-YARD RECEIVING GAMES, ROOKIE -- Season

1	Pete Mitchell (1995), 1 Matt Jones (2005), 1 Justin Blackmon (2012)
---	---

MOST CONSECUTIVE 100-YARD RECEIVING GAMES

3	Jimmy Smith (8/31/97 - 9/22/97), 3 Jimmy Smith (11/9/97 - 11/23/97), 3 Jimmy Smith (11/29/98 - 12/13/98), 3 Jimmy Smith (9/12/99 - 9/26/99), 3 Jimmy Smith (11/21/99 - 12/2/99), 3 Jimmy Smith (12/19/99 - 1/2/00)
---	--

LONGEST RECEPTIONS

84t	Troy Edwards from Byron Leftwich (9/28/03 at Houston)
81t	Justin Blackmon from Chad Henne (11/18/12 at Houston)
80t	Reggie Williams from Quinn Gray (11/4/07 at New Orleans)
80t	Cecil Shorts III from Blaine Gabbert (9/23/12 at Indianapolis)
79t	Patrick Johnson from Mark Brunell (9/15/02 at Kansas City)
78t	Fred Taylor from Mark Brunell (11/1/98 at Baltimore)

LONGEST TOUCHDOWN RECEPTIONS

84	Troy Edwards from Byron Leftwich (9/28/03 at Houston)
81	Justin Blackmon from Chad Henne (11/18/12 at Houston)
80	Reggie Williams from Quinn Gray (11/4/07 at New Orleans), 80 Cecil Shorts III from Blaine Gabbert (9/23/12 at Indianapolis)
79	Patrick Johnson from Mark Brunell (9/15/02 at Kansas City)
78	Fred Taylor from Mark Brunell (11/1/98 at Baltimore)
74	Jason Hill from Blaine Gabbert (10/9/11 vs. Cincinnati)
72	Jimmy Smith from Mark Brunell (9/20/98 vs. Baltimore)

YARDS FROM SCRIMMAGE

(rushing and receiving)

YARDS FROM SCRIMMAGE -- Career

13,632	Fred Taylor (1998-2008), 11,271 rushing, 2,361 receiving
12,286	Jimmy Smith (1995-2005), -1 rushing, 12,287 receiving
9,827	Maurice Jones-Drew (2006-12), 7,268 rushing, 2,559 receiving
6,393	Keenan McCardell (1996-2001), 0 rushing, 6,393 receiving
3,804	James Stewart (1995-99), 2,951 rushing, 853 receiving
3,121	Marcedes Lewis (2006-12) 0 rushing, 3,121 receiving

YARDS FROM SCRIMMAGE -- Season

1,980	Maurice Jones-Drew (2011) 1,606 rushing, 374 receiving
1,942	Fred Taylor (2003), 1,572 rushing, 370 receiving
1,765	Maurice Jones-Drew (2009), 1,391 rushing, 374 receiving
1,722	Fred Taylor (2002), 1,314 rushing, 408 receiving
1,644	Fred Taylor (1998), 1,223 rushing, 421 receiving
1,641	Maurice Jones-Drew (2010), 1,324 rushing, 317 receiving

YARDS FROM SCRIMMAGE -- Game

291	Jimmy Smith (9/10/00 at Baltimore), 0 rushing, 291 receiving
248	Fred Taylor (11/19/00 at Pittsburgh), 234 rushing, 14 receiving
237	Fred Taylor (9/29/02 at N.Y. Jets) 142 rushing, 95 receiving
236	Justin Blackmon (11/18/12 at Hou.), 0 rushing, 236 receiving
232	Keenan McCardell (10/20/96 at Stl.), 0 rushing, 232 receiving
225	Fred Taylor (12/21/03 vs. N.O.) 194 rushing, 31 receiving
220	Jimmy Smith (11/21/99 vs. N.O.), 0 rushing, 220 receiving
220	Maurice Jones-Drew (11/21/10 vs. Cle.), 133 rushing, 87 receiving

YARDS FROM SCRIMMAGE By Rookie -- Season

1,644	Fred Taylor (1998), 1,223 rushing, 421 receiving
1,377	Maurice Jones-Drew (2006), 941 rushing, 436 receiving
888	Justin Blackmon (2012), 23 rushing, 865 receiving
715	James Stewart (1995), 525 rushing, 190 receiving



INDIVIDUAL RECORDS / REGULAR SEASON



ALL-PURPOSE YARDS

(rushing, receiving and returns)

ALL PURPOSE YARDS -- Career
 13,632 Fred Taylor (1998-2008),
 11,271 rush, 2,361 receiving, 0 ret.
 12,875 Jimmy Smith (1995-2005),
 -1 rush, 12,287 receiving, 589 ret.
 12,014 Maurice Jones-Drew (2006-12),
 7,268 rush, 2,559 receiving, 2,187 ret.
 6,495 Keenan McCardell (1996-2001),
 0 rush, 6,393 receiving, 102 ret.
 James Stewart (1995-99),
 2,951 rush, 853 receiving, 0 ret.

ALL PURPOSE YARDS -- Season
 2,250 Maurice Jones-Drew (2006),
 941 rushing, 436 receiving, 873 ret.
 2,014 Maurice Jones-Drew (2007),
 768 rushing, 407 receiving, 839 ret.
 1,980 Maurice Jones-Drew (2011),
 1,606 rush, 374 receiving, 0 ret.
 1,942 Fred Taylor (2003),
 1,572 rushing, 370 receiving, 0 ret.
 1,886 Maurice Jones-Drew (2009),
 1,391 rush, 374 receiving, 121 ret.
 1,739 Maurice Jones-Drew (2008),
 824 rush, 565 receiving, 350 ret.

ALL PURPOSE YARDS -- Game
 303 Maurice Jones-Drew (12/10/06 vs. Ind.),
 166 rush, 15 receiving, 122 ret.
 291 Jimmy Smith (9/10/00 at BAL),
 0 rush, 291 receiving, 0 ret.
 260 Maurice Jones-Drew (10/14/07 vs. Hou.),
 125 rush, 59 receiving, 76 ret.
 248 Fred Taylor (11/19/00 at PIT),
 234 rush, 14 receiving, 0 ret.
 244 Maurice Jones-Drew (9/24/06 at Ind.),
 103 rush, 32 receiving, 109 ret.

ALL PURPOSE YARDS -- By Rookie, Season
 2,250 Maurice Jones-Drew (2006),
 941 rush, 436 receiving, 873 ret.
 1,644 Fred Taylor (1998),
 1,223 rush, 421 receiving, 0 ret.
 1,418 Deji Karim (2010),
 160 rush, 10 receiving, 1,248 ret.
 1,301 Mike Thomas (2009),
 86 rush, 453 receiving, 762 ret.
 993 Derrick Wimbush (2005),
 12 rush, 26 receiving, 955 ret.
 986 Alvin Pearman (2005),
 149 rush, 240 receiving, 597 ret.

PUNTING

MOST PUNTS -- Career
 456 Bryan Barker (1995-2000), 43.5 avg.
 424 Chris Hanson (2001-06), 42.9 avg.
 229 Adam Podlesh (2007-10), 42.6 avg.

MOST PUNTS -- Season
 91 Bryan Anger (2012), 47.8 average
 85 Bryan Barker (1998), 45.0 average
 84 Chris Hanson (2004), 42.8 average
 82 Bryan Barker (1995), 43.8 average,
 82 Chris Hanson (2001), 43.6 average,
 82 Chris Hanson (2005), 42.9 average

MOST PUNTS -- Game
 10 Adam Podlesh (11/16/08 vs. Ten.),
 409 yards
 9 Bryan Barker (10/29/95 at Pit.),
 369 yards,
 9 Bryan Barker (11/14/99 vs. Bal.),
 383 yards,
 9 Bryan Barker (9/25/00 at Ind.),
 389 yards,
 9 Chris Hanson (9/19/04 vs. Den.),
 397 yards,
 9 Chris Hanson (10/16/05 at Pit.),
 422 yards,
 9 Nick Harris (11/27/11 vs. Hou.),
 380 yards,
 9 Nick Harris (12/24/11 at Ten.),
 406 yards,
 9 Bryan Anger (9/16/12 vs. Hou.),
 462 yards,
 9 Bryan Anger (10/21/12 at Oak.),
 379 yards

HIGHEST GROSS PUNTING AVERAGE
Career (minimum 50 punts)
 **47.8 Bryan Anger (2012), 91 punts
 **NFL Rookie Record
 43.5 Bryan Barker (1995-2000), 456 punts
 42.9 Chris Hanson (2001-06), 424 punts
 42.7 Nick Harris (2011), 72 punts
 42.6 Adam Podlesh (2007-10), 229 punts

HIGHEST GROSS PUNTING AVERAGE
Season (minimum 40 punts)
 47.8 Bryan Anger (2012), 91 punts
 45.0 Bryan Barker (1998), 85 punts
 44.9 Bryan Barker (1997), 66 punts
 44.2 Chris Hanson (2002), 81 punts
 43.8 Bryan Barker (1995), 82 punts
 43.8 Adam Podlesh (2010), 57 punts

HIGHEST GROSS PUNTING AVERAGE
Game (minimum 4 punts)
 56.3 Bryan Anger (12/23/12 vs. N.E.),
 4 punts
 53.8 Bryan Barker (10/19/97 at Dal.),
 5 punts
 53.5 Bryan Anger (9/9/12 at Min.),
 4 punts,
 53.5 Bryan Anger (9/23/12 at Ind.),
 6 punts
 53.2 Chris Hanson (9/29/02 vs. N.Y.
 Jets),
 5 punts
 52.4 Bryan Barker (10/18/98 at Buf.),
 5 punts

HIGHEST NET PUNTING AVERAGE
Career (minimum 50 punts)
 40.8 Bryan Anger (2012), 91 punts
 37.9 Nick Harris (2011), 72 punts
 37.8 Adam Podlesh (2007-10), 229 punts
 37.2 Bryan Barker (1995-2000), 456 punts
 35.9 Chris Hanson (2001-06), 424 punts

HIGHEST NET PUNTING AVERAGE
Season (minimum 40 punts)
 **40.8 Bryan Anger (2012), 91 punts
 **NFL Rookie Record
 39.2 Adam Podlesh (2010), 57 punts
 38.8 Bryan Barker (1997), 66 punts
 *38.6 Bryan Barker (1995), 82 punts
 *NFL Leader
 38.5 Bryan Barker (1998), 85 punts
 38.3 Adam Podlesh (2009), 72 punts

HIGHEST NET PUNTING AVERAGE
Game (minimum 4 punts)
 50.5 Bryan Anger (11/4/12 vs. Det.),
 4 punts
 49.8 Adam Podlesh (12/23/07 vs. Oak.),
 4 punts
 48.2 Chris Hanson (11/10/02 vs. Was.),
 5 punts
 47.4 Bryan Anger (12/16/12 at Mia.),
 5 punts

LONGEST PUNTS
 83 Bryan Barker (10/11/99 at N.Y. Jets),
 net 72
 76 Adam Podlesh (10/28/07 at T.B.),
 net 76
 74 Chris Hanson (11/20/05 at Ten.),
 net 74
 73 Bryan Anger (11/4/12 vs. Det.),
 net 73
 69 Chris Hanson (9/12/04 at Buf.),
 touchback
 66 Bryan Anger (9/23/12 at Ind.),
 touchback
 65 Bryan Barker (10/18/98 at Buf.),
 touchback,
 65 Bryan Barker (10/1/00 vs. Pit.),
 net 52,
 65 Matt Turk (9/11/11 vs. Ten.),
 touchback,
 65 Bryan Anger (10/7/12 vs. Chi.),
 net 61,
 65 Bryan Anger (11/25/12 vs. Ten.),
 net 53,
 65 Bryan Anger (12/23/12 vs. N.E.),
 net 49

MOST PUNTS INSIDE THE 20 -- Career
(minimum 50 punts)
 151 Bryan Barker (1995-2000)
 136 Chris Hanson (2001-06)
 75 Adam Podlesh (2007-10)

MOST PUNTS INSIDE THE 20 -- Season
 33 Chris Hanson (2005)
 32 Bryan Barker (1999)
 31 Bryan Anger (2012)
 29 Bryan Barker (2000)
 28 Chris Hanson (2004),
 28 Bryan Barker (1998)

MOST PUNTS INSIDE THE 20 -- Game
 8 Bryan Barker (11/14/99 vs. Bal.)
 6 Bryan Barker (10/3/99 vs. Pit.)
 5 Bryan Barker (11/9/97 vs. K.C.)

FEWEST TOUCHBACKS -- Career
(minimum 50 punts)
 5 Nick Harris (2011), 72 punts,
 5 Bryan Anger (2012), 91 punts
 19 Adam Podlesh (2007-10), 229 punts
 43 Bryan Barker (1995-2000), 456 punts
 50 Chris Hanson (2001-06), 424 punts

FEWEST TOUCHBACKS -- Season
 2 Adam Podlesh (2007), 54 punts
 3 Steve Weatherford (2008), 21 punts
 5 6 times, last Bryan Anger (2012),
 91 punts

MOST CONSECUTIVE PUNTS WITHOUT A BLOCK
 456 Bryan Barker (1995-2000)
 229 Adam Podlesh (2007-10)
 168 Chris Hanson (2001-03)

PUNT RETURNS

MOST PUNT RETURNS -- Career
 146 Reggie Barlow (1996-2000),
 1,581 yards
 81 Alvin Pearman (2005-06, 2008),
 693 yards
 75 Mike Thomas (2009-12),
 620 yards
 42 David Allen (2003-04),
 468 yards
 39 Damon Gibson (2001-02),
 333 yards

MOST PUNT RETURNS -- Season
 49 Alvin Pearman (2005), 410 yards
 43 Reggie Barlow (1998), 555 yards
 38 Reggie Barlow (1999), 414 yards,
 38 Damon Gibson (2001), 333 yards
 36 Reggie Barlow (1997), 412 yards

MOST PUNT RETURNS -- Game
 7 Alvin Pearman (11/13/05 vs. Bal.),
 59 yards,
 7 Alvin Pearman (12/18/05 vs. S.F.),
 45 yards
 6 Reggie Barlow (9/20/98 vs. Bal.),
 81 yards,
 6 Reggie Barlow (11/14/99 vs. Bal.),
 73 yards,
 6 Reggie Barlow (12/3/00 vs. Cle.),
 64 yards,
 6 R. Jay Soward (10/8/00 vs. Bal.),
 38 yards,
 6 David Allen (12/7/03 vs. Hou.),
 55 yards

MOST PUNT RETURN YARDS -- Career
 1,581 Reggie Barlow (1996-2000),
 146 returns
 693 Alvin Pearman (2005-06, 2008),
 81 returns
 620 Mike Thomas (2009-12),
 75 returns
 468 David Allen (2003-04),
 42 returns
 348 Chris Hudson (1995-98),
 32 returns

MOST PUNT RETURN YARDS -- Season
 555 Reggie Barlow (1998), 43 returns
 414 Reggie Barlow (1999), 38 returns
 412 Reggie Barlow (1997), 36 returns
 410 Alvin Pearman (2005), 49 returns
 358 Mike Thomas (2010), 34 returns

MOST PUNT RETURN YARDS -- Game
 134 Reggie Barlow (9/13/98 vs. K.C.),
 3 ret.
 99 Mike Thomas (12/18/10 at Ind.),
 4 ret.
 82 Desmond Howard (9/24/95 vs. G.B.),
 4 ret.
 81 Reggie Barlow (9/20/98 vs. Bal.),
 6 ret.
 80 Reggie Barlow (11/21/99 vs. N.O.),
 2 ret.

MOST PUNT RETURN TOUCHDOWNS -- Career
 2 Reggie Barlow (1996-2000)
 1 Bobby Shaw (2002),
 1 Mike Thomas (2009-12)

MOST PUNT RETURN TOUCHDOWNS -- Season
 1 Reggie Barlow (1998, 1999),
 1 Bobby Shaw (2002),
 1 Mike Thomas (2010)

MOST PUNT RETURN TOUCHDOWNS -- Game
 1 Reggie Barlow (9/13/98 vs. K.C.),
 85 yds,
 1 Reggie Barlow (11/21/99 vs. N.O.),
 74 yds,
 1 Bobby Shaw (10/6/02 vs. Phi.),
 69 yds,
 1 Mike Thomas (12/18/10 at Ind.),
 78 yds

PUNT RETURNS

LONGEST PUNT RETURNS

85t	Reggie Barlow (9/13/98 vs. KC)
78t	Mike Thomas (12/18/10 at Ind.)
74t	Reggie Barlow (11/21/99 vs. NO)
69t	Bobby Shaw (10/6/02 vs. Phil)
60	Chris Hudson (10/6/96 at NO)
56	Scott Starks (12/23/07 vs. Oak)

HIGHEST AVERAGE PER PUNT RETURN Career (minimum 20 returns)

12.4	Bobby Shaw (2002), 25 for 310 yds
11.3	Brian Witherspoon (2008-09), 24 for 270 yards
11.1	David Allen (2003-04), 42 for 468 yd
10.9	Chris Hudson (1995-98), 32 for 348 yards
10.8	Reggie Barlow (1996-2000), 146 for 1,581 yards
10.3	Desmond Howard (1995), 24 for 246 yards

HIGHEST AVERAGE PER PUNT RETURN Season (minimum 15 returns)

12.9	Reggie Barlow (1998), 43 for 555 yd
12.4	Bobby Shaw (2002), 25 for 310 yds
12.0	David Allen (2003), 27 for 324 yards
11.4	Reggie Barlow (1997), 36 for 412 yd
11.3	Brian Witherspoon (2008), 17 for 192 yards

HIGHEST AVERAGE PER PUNT RETURN Game (minimum 3 returns)

44.7	Reggie Barlow (9/13/98 vs. K.C.), 3 for 134 yards, 1 TD
26.3	Reggie Barlow (11/23/97 at Cin.), 3 for 79 yards
25.3	Reggie Barlow (11/2/97 at Ten.), 3 for 76 yards

MOST FAIR CATCHES -- Career

61	Reggie Barlow (1996-2000)
31	Alvin Pearman (2005-06, 2008)
22	Damon Gibson (2001-02)
20	Dennis Northcutt (2007-08)
17	Bobby Shaw (2002),
17	David Allen (2003-04),
17	Mike Thomas (2009-12)

MOST FAIR CATCHES -- Season

22	Damon Gibson (2001)
17	Reggie Barlow (1999)
17	Bobby Shaw (2002)
16	Reggie Barlow (1997)
16	Alvin Pearman (2006)

MOST FAIR CATCHES -- Game

4	Reggie Barlow (9/7/97 vs. N.Y. Giants)
4	Damon Gibson (12/9/01 at Cle.)
4	Alvin Pearman (11/12/06 vs. Hou.)
4	Dennis Northcutt (9/16/07 vs. Atl.)
4	Brian Witherspoon (11/16/08 vs. Ten.)

KICKOFF RETURNS

MOST KICKOFF RETURNS -- Career

79	Maurice Jones-Drew (2006-12), 2,054 yds
77	Deji Karim (2010-11), 1,900 yards
76	B. Witherspoon (2008-09), 1,818 yds
70	R. Barlow (1996-2000), 1,634 yds
58	Willie Jackson (1995-97), 1,206 yds

MOST KICKOFF RETURNS -- Season

52	Brian Witherspoon (2008), 1,250 yds
50	Deji Karim (2010), 1,248 yards
41	David Allen (2003), 831 yards
39	Derrick Wimbush (2005), 955 yards
33	Shyrone Stith (2000), 785 yards
32	Willie Jackson (1997), 653 yards

MOST KICKOFF RETURNS -- Game

7	J. Lewis (10/10/04 at S.D.), 122 yards
7	C. Marsh (11/12/95 vs. Sea.), 169 yards
7	Deji Karim (10/18/10 vs. Ten.), 168yd
6	8 times, last by Rashad Jennings (11/18/12 at Hou.), 149 yards

MOST KICKOFF RETURN YARDS -- Career

2,054	Maurice Jones-Drew (2006-12), 79 ret.
1,900	Deji Karim (2010-11), 77 ret.
1,818	B. Witherspoon (2008-09), 76 ret.
1,634	R. Barlow (1996-2000), 70 ret.
1,206	Willie Jackson (1995-97), 58 ret.

MOST KICKOFF RETURN YARDS -- Season

1,250	Brian Witherspoon (2008), 52 ret.
1,248	Deji Karim (2010), 50 ret.
955	Derrick Wimbush (2005), 39 ret.
860	Maurice Jones-Drew (2006), 31 ret.
831	David Allen (2003), 41 ret.
811	Maurice Jones-Drew (2007), 31 ret.
785	Shyrone Stith (2000), 33 ret.

MOST KICKOFF RETURN YARDS -- Game

206	Reggie Barlow (10/25/98 at Den.), 6 ret.
169	Curtis Marsh (11/12/95 vs. Sea.), 7 ret.
168	Deji Karim (10/18/10 vs. Ten.), 7 ret.
157	Reggie Barlow (12/7/97 vs. N.E.), 5 ret.
149	Rashad Jennings (11/18/12 at Hou.), 6 ret.
147	Alvis Whitted (12/26/99 at Ten.), 4 ret.
147	David Allen (12/14/03 at N.E.), 6 ret.
146	Mike Thomas (11/1/09 at Ten.), 5 ret.
145	Deji Karim (10/10/10 at Buf.), 4 ret.

MOST KICKOFF RETURN TOUCHDOWNS -- Career

2	Maurice Jones-Drew (2006-11)
1	Jimmy Smith (1995-2005)
1	Reggie Barlow (1996-2000)
1	Alvis Whitted (1998-2001)
1	Elvis Joseph (2001-02)
1	Derrick Wimbush (2005-06)

MOST KICKOFF RETURN TOUCHDOWNS -- Season

1	by 6 players, last Maurice Jones-Drew (2006, 2007)
---	---

MOST KICKOFF RETURN TOUCHDOWNS -- Game

1	Jimmy Smith (12/3/95 at Den.), 89 yards
1	Reggie Barlow (12/7/97 vs. N.E.), 92 yards
1	Alvis Whitted (12/26/99 at Ten.), 98 yards
1	Elvis Joseph (11/18/01 at Pit.), 95 yards
1	Derrick Wimbush (11/27/05 at Ari.), 91 yards
1	Maurice Jones-Drew (12/10/06 vs. Ind.), 93 yards
1	Maurice Jones-Drew (11/4/07 at N.O.), 100 yards

LONGEST KICKOFF RETURNS

100t	Maurice Jones-Drew (11/4/07 at N.O.)
98t	Alvis Whitted (12/26/99 at Ten.)
95t	Elvis Joseph (11/18/01 at Pit.)
93t	Maurice Jones-Drew (12/10/06 vs. Ind.)
92t	Reggie Barlow (12/7/97 vs. N.E.)

HIGHEST AVERAGE PER KICKOFF RETURN Career (minimum 20 returns)

26.0	Maurice Jones-Drew (2006-12), 79 for 2,054 yards
24.8	Mike Thomas (2009-11), 26 for 644 yards
24.7	Deji Karim (2010-11), 77 for 1,900 yards
24.2	Derrick Wimbush (2005-06), 47 for 1,136 yards
23.9	Brian Witherspoon (2008-09), 76 for 1,818 yards
23.8	Shyrone Stith (2000), 33 for 785 yards

HIGHEST AVERAGE PER KICKOFF RETURN Season (minimum 20 returns)

27.7	Maurice Jones-Drew (2006), 31 for 860 yards
26.2	Maurice Jones-Drew (2007), 31 for 811 yards
25.0	Deji Karim (2010), 50 for 1,248 yards
24.9	Reggie Barlow (1998), 30 for 747 yards
24.8	Mike Thomas (2009), 26 for 644 yards
24.5	Derrick Wimbush (2005), 39 for 955 yards
24.1	Deji Karim (2011), 27 for 652 yards
24.0	Brian Witherspoon (2008), 52 for 1,250 yards

HIGHEST AVERAGE PER KICKOFF RETURN Game (minimum 3 returns)

47.3	Maurice Jones-Drew (11/4/07 at N.O.), 3 for 142 yards
46.0	Derrick Wimbush (11/27/05 at Ari.), 3 for 138 yards
41.3	Brian Witherspoon (9/7/08 at Ten.), 3 for 124 yards
39.7	Randy Jordan (10/13/96 vs. N.Y. Jets), 3 for 119 yards
38.3	T. Underwood (9/12/10 vs. Den.), 3 for 115 yards
36.8	Alvis Whitted (12/26/99 at Ten.), 4 for 147 yards

INTERCEPTIONS

MOST INTERCEPTIONS -- Career

30	Rashean Mathis (2003-12)
15	Aaron Beasley (1996-2001)
14	Donovin Darius (1998-2006)
12	Derek Cox (2009-12)
8	Chris Hudson (1995-98),
8	Mike Peterson (2003-08)

MOST INTERCEPTIONS -- Season

8	Rashean Mathis (2006)
6	Aaron Beasley (1999),
6	Marlon McCree (2002)
5	Deon Figures (1997),
5	Donovin Darius (1999),
5	Rashean Mathis (2004, 2005),
5	Reggie Nelson (2007)

MOST INTERCEPTIONS -- Game

2	Deon Figures (8/31/97 at Bal.),
2	Aaron Beasley (9/12/99 vs. S.F.),
2	Rayna Stewart (9/10/00 at Bal.),
2	Marlon McCree (9/15/02 at K.C.),
2	Donovin Darius (1/2/05 at Oak.),
2	Rashean Mathis (12/19/04 at G.B., 10/30/05 at St. Louis; 9/18/06 vs. Pit.; 11/5/06 vs. Ten.),
2	Terry Cousin (11/13/05 vs. Bal.),
2	Derek Cox (10/31/10 at Dal.)

MOST CONSECUTIVE GAMES WITH AN INTERCEPTION

3	Brian Williams (10/14/07 - 11/11/07)
2	James Williams (11/26/95 - 12/3/95),
2	Chris Hudson (11/2/97 - 11/9/97),
2	Chris Hudson (9/20/98 - 9/27/98),
2	Donovin Darius (10/31/99 - 1/7/99), (11/21/04 - 11/28/04),
2	Marlon McCree (11/10/02 - 1/17/02), (12/1/02 - 12/8/02),
2	Mike Peterson (11/23/03 - 11/30/03),
2	Rashean Mathis (10/16/05 - 0/30/05), (9/10/06 - 9/18/06), (12/31/06 - 9/9/07),
2	G. Sensabaugh (12/3/06 - 12/10/06),
2	Morgan Trent (12/24/11 - 1/1/12),
2	Derek Cox (10/7/12 - 10/21/12)

MOST INTERCEPTIONS, ROOKIE

5	Reggie Nelson (2007)
4	Derek Cox (2009)
2	Kevin Hardy (1996),
2	Fernando Bryant (1999),
2	Rashean Mathis (2003)

MOST INTERCEPTION RETURN YARDS -- Career

512	Rashean Mathis (2003-12), 30 int.
279	Aaron Beasley (1996-2001), 15 int.
189	Donovin Darius (1998-2006), 15 int.
139	Marlon McCree (2001-02), 7 int.
89	Mike Peterson (2003-08), 8 int.

MOST INTERCEPTION RETURN YARDS -- Season

200	Aaron Beasley (1999), 6 int.
151	Rashean Mathis (2008), 4 int.
146	Rashean Mathis (2006), 8 int.
129	Marlon McCree (2002), 6 int.
80	Donovin Darius (2004), 5 int.
79	Rashean Mathis (2005), 5 int.

MOST INTERCEPTION RETURN YARDS -- Game

93	A. Beasley (9/12/99 vs. S.F.), 2 int.
72	R. Mathis (10/5/08 vs. Pit.), 1 int.
61	R. Mathis (9/21/08 at Ind.), 1 int.
55	R. Mathis (11/5/06 vs. Ten.), 1 int.,
55	S. Starks (11/5/06 vs. Ten.), 1 int.,
53	M. McCree (11/17/02 at Hou.), 1 int.



INDIVIDUAL RECORDS / REGULAR SEASON



INTERCEPTIONS

LONGEST INTERCEPTION RETURNS

- 93t Aaron Beasley (9/12/99 vs. S.F.)
- 72t Rashean Mathis (10/5/08 vs. Pit.)
- 61t Rashean Mathis (9/21/08 at Ind.)
- 55 Rashean Mathis (11/5/06 vs. Ten.)
- 55t Scott Starks (11/5/06 vs. Ten.)
- 53 Marlon McCree (11/17/02 at Hou.)

MOST INTs RETURNED FOR A TD -- Career

- 3 Rashean Mathis (2003-12)
- 2 Aaron Beasley (1996-2001)
- 1 Mickey Washington (1995-96),
- 1 Tony Brackens (1996-2003),
- 1 Mike Peterson (2003-08),
- 1 Scott Starks (2005-09),
- 1 Aaron Glenn (2007),
- 1 Clint Ingram (2006-09)

MOST INTs RETURNED FOR A TD -- Season

- 2 Aaron Beasley (1999)
- 2 Rashean Mathis (2008)
- 1 by 7 players, last R.Mathis (2008)

MOST INTs RETURNED FOR A TD -- Game

- 1 M. Washington (10/22/95 at Cle.), 48 yards,
- 1 Aaron Beasley (9/12/99 vs. S.F.), 93 yards,
- 1 Aaron Beasley (9/26/99 vs. Ten.), 35 yards,
- 1 Tony Brackens (11/28/99 at Bal.), 16 yards,
- 1 Rashean Mathis (10/16/05 at Pit.), 41 yards,
- 1 Mike Peterson (11/13/05 vs. Bal.), 26 yards,
- 1 Scott Starks (11/5/06 vs. Ten.), 55 yards,
- 1 Aaron Glenn (10/28/07 at T.B.), 28 yards,
- 1 Clint Ingram (12/9/07 vs. Car.), 39 yards,
- 1 Rashean Mathis (9/21/08 at Ind.), 61 yards,
- 1 Rashean Mathis (10/5/08 vs. Pit.), 72 yards

SACKS / TACKLES

MOST SACKS -- Career

- 55.0 Tony Brackens (1996-2003)
- 34.0 Joel Smeenge (1995-2000)
- 29.0 John Henderson (2002-09)
- 28.5 Kevin Hardy (1996-2001),
- 28.5 Paul Spicer (2001-08)
- 22.5 Gary Walker (1999-2001)
- 22.0 Marcus Stroud (2001-07),
- 22.0 Bobby McCray (2004-07)

MOST SACKS -- Season

- 12.0 Tony Brackens (1999)
- 11.0 Tony Brackens (2001)
- 10.5 Kevin Hardy (1999)
- 10.0 Gary Walker (1999),
- 10.0 Bobby McCray (2006)

MOST SACKS -- Game

- 3.0 Kelvin Pritchett (10/5/97 vs. Cin.),
- 3.0 John Henderson (10/6/02 vs. Phi.),
- 3.0 Paul Spicer (9/25/05 at N.Y. Jets)

MOST CONSECUTIVE GAMES WITH A SACK

- 8 Tony Brackens (11/11/01 - 12/30/01)
- 4 Tony Brackens (9/22/97- 10/12/97),
- 4 Kevin Hardy (10/11/99 - 11/7/99),
- 4 Tony Brackens (11/28/99 - 2/19/99),
- 4 Gary Walker (10/18/01 - 11/11/01)

MOST SACKS BY A ROOKIE

- 7.0 Tony Brackens (1996)
- 6.5 John Henderson (2002)
- 5.5 Kevin Hardy (1996)

MOST TACKLES -- Career

- 1,089 Daryl Smith (2004-12)
- 858 Donovan Darius (1998-2006)
- 837 Mike Peterson (2003-08)
- 789 Kevin Hardy (1996-2001)
- 563 John Henderson (2002-09)
- 554 Rashean Mathis (2003-12)
- 489 Akin Ayodele (2002-05)
- 487 Bryan Schwartz (1995-99)

MOST TACKLES -- Season

- 231 Paul Posluszny (2012)
- 230 Hardy Nickerson (2001)
- 201 Russell Allen (2012)
- 192 Paul Posluszny (2011)
- 190 Mike Peterson (2005)
- 188 Wali Rainer (2002)
- 186 Kevin Hardy (1998)
- 178 Mike Peterson (2004)

MOST TACKLES -- Game

- 23 Hardy Nickerson (11/25/01 vs. Bal.)
- 22 T.J. Slaughter (11/25/01 vs. Bal.),
- 22 Wali Rainer (10/13/02 at Ten.),
- 22 Russell Allen (9/16/12 vs. Hou.)
- 21 Bryan Schwartz (12/17/95 at Det.),
- 21 Paul Posluszny (12/19/12 at Mia.)
- 20 Kevin Hardy (11/1/98 at Bal.),
- 20 Daryl Smith (12/18/10 at Ind.),
- 20 Russell Allen (11/18/12 at Hou.)

MOST TACKLES, ROOKIE -- Season

- 161 Bryan Schwartz (1995)
- 130 Kevin Hardy (1996)
- 117 Clint Ingram (2006)
- 108 T.J. Slaughter (2000),
- 108 Akin Ayodele (2002)

MOST TACKLES, ROOKIE -- Game

- 21 Bryan Schwartz (12/17/95 at Det.)
- 19 Bryan Schwartz (12/24/95 vs. Cle.)
- 17 Bryan Schwartz (12/10/95 vs. Ind.)

MOST CONSEC. GAMES LEADING TEAM IN TACKLES

- 9 Mike Peterson (9/12/04 - 11/14/04)
- 8 Hardy Nickerson (11/8/01 - 1/6/02)
- 6 Bryan Schwartz (11/26/95 - 9/1/96)
- 5 Kevin Hardy (10/3/99 - 11/7/99),
- 5 T.J. Slaughter (10/8/00 - 11/12/00)

FUMBLES

MOST FUMBLES -- Career

- 51 Mark Brunell (1995-2003)
- 44 David Garrard (2002-10)
- 25 Byron Leftwich (2003-06),
- 25 Fred Taylor (1998-2008)
- 21 Maurice Jones-Drew (2006-12)
- 19 Blaine Gabbert (2011-12)

MOST FUMBLES -- Season

- 14 David Garrard (2009),
- 14 Blaine Gabbert (2011)
- 13 Mark Brunell (1996)
- 11 Byron Leftwich (2003),
- 11 David Garrard (2010)

MOST FUMBLES -- Game

- 3 Mark Brunell (11/17/96 at Pit.),
- 3 Mark Brunell (12/13/99 vs. DEN),
- 3 Mark Brunell (10/8/00 vs. BAL),
- 3 Jonathan Quinn (11/18/01 at Pit.),
- 3 Byron Leftwich (11/2/03 at Bal.),
- 3 Byron Leftwich (9/18/05 at Ind.),
- 3 Kyle Brady (12/11/05 vs. Ind.),
- 3 David Garrard (9/20/09 vs. ARI),
- 3 Blaine Gabbert (9/25/11 at CAR)

MOST FUMBLES LOST -- Career

- 21 David Garrard (2002-10)
- 18 Mark Brunell (1995-2003)
- 12 Fred Taylor (1998-2008)
- 10 Byron Leftwich (2003-06)
- 9 Maurice Jones-Drew (2006-12)
- 8 Blaine Gabbert (2011-12)

MOST FUMBLES LOST -- Season

- 8 David Garrard (2009)
- 6 Byron Leftwich (2003)
- 5 Blaine Gabbert (2011)
- 4 David Garrard (2010)
- 3 9 players, last Blaine Gabbert (2012)

MOST FUMBLES LOST -- Game

- 3 Jonathan Quinn (11/18/01 at Pit.)
- 2 7 times, last B. Gabbert (10/9/11 vs. Cin.)

MOST FORCED FUMBLES -- Career

- 28 Tony Brackens (1996-2003)
- 9 Joel Smeenge (1995-2000),
- 9 Daryl Smith (2004-12)
- 8 Kevin Hardy (1996-2001),
- 8 Aaron Beasley (1996-2001),
- 7 Donovan Darius (1998-2006),
- 7 Marcus Stroud (2001- 07),
- 7 Akin Ayodele (2002-05)

MOST FORCED FUMBLES -- Season

- 8 Tony Brackens (1999)
- 6 Tony Brackens (1997)
- 5 Tony Brackens (1996, 2001)

MOST FORCED FUMBLES -- Game

- 3 Tony Brackens (10/3/99 vs. Pit.)
- 2 9 times, last J. Mincey (9/30/12 vs. Chi.)

MOST OPPONENT FUMBLE RECOVERIES -- Career

- 13 Tony Brackens (1996-2003)
- 6 Bryan Schwartz (1995-99),
- 6 Travis Davis (1995-98),
- 6 Kevin Hardy (1996-2001),
- 6 Fernando Bryant (1999-2003),
- 6 Donovan Darius (1998-2006)

MOST OPPONENT FUMBLE RECOVERIES -- Season

- 4 Bryan Schwartz (1998),
- 4 Donovan Darius (2004)

MOST OPPONENT FUMBLE RECOVERIES -- Game

- 2 Darren Carrington (10/1/95 at Hou.),
- 2 Tony Brackens (9/29/96 vs. Car.)

LONGEST FUMBLE RECOVERY RETURNS

- 90t Aaron Beasley (11/8/98 vs. Cin.)
- 83t Donovan Darius (11/1/98 at Bal.)
- 77t Daryl Smith (10/14/07 vs. Hou.)
- 60t Ainsley Battles (12/3/01 vs. G.B.)
- 40t Aaron Beasley (9/30/01 vs. Cle.)

TAKEAWAYS / BLOCKS

(interceptions and fumble recoveries)

MOST TAKEAWAYS -- Career

- 35 Rashean Mathis (2003-12), 30 interceptions, 5 fumbles
- 20 Donovan Darius (1998-2006), 14 interceptions, 6 fumbles
- 18 Aaron Beasley (1996-2001), 15 interceptions, 3 fumbles
- 18 Tony Brackens (1996-2003), 5 interceptions, 13 fumbles

MOST TAKEAWAYS -- Season

- 9 Donovan Darius (2004), 5 interceptions, 4 fumbles
- 8 Rashean Mathis (2006), 8 interceptions
- 6 Aaron Beasley (1999), 6 interceptions
- 6 Marlon McCree (2002), 6 interceptions

MOST TAKEAWAYS -- Game

- 3 Darren Carrington (10/1/95 at Hou.), 1 interception, 2 fumbles

MOST TAKEAWAYS, ROOKIE

- 5 Fernando Bryant (1999), 2 interceptions, 3 fumbles
- 5 Reggie Nelson (2007), 5 interceptions
- 5 Derek Cox (2009), 4 interceptions, 1 fumble
- 4 Tony Brackens (1996), 1 interception, 3 fumbles

MOST BLOCKED PUNTS -- Career

- 2 Dave Thomas (1995-99),
- 2 Donovan Darius (1998-2006)
- 1 9 times, last by Mike Harris (2012)

MOST BLOCKED PUNTS -- Game

- 1 Mike Dumas (12/3/95 at Denver),
- 1 Dave Thomas (10/12/97 vs. Phi.),
- 1 Alvis Whitted (11/1/98 at Bal.),
- 1 Dave Thomas (11/14/99 vs. Bal.),
- 1 Donovan Darius (10/1/00 vs. Pit.),
- 1 Donovan Darius (9/10/01 vs. Pit.),
- 1 Eric Westmoreland (10/27/02 vs. Hou.),
- 1 Derrick Wimmbush (10/9/05 vs. Cin.),
- 1 Gerald Sensabaugh (10/8/06 vs. N.Y. Jets),
- 1 Jorge Cordova (12/10/06 vs. Ind.),
- 1 Rashad Jennings (9/19/10 at S.D.),
- 1 Kassim Osgood (12/15/11 at Atl.),
- 1 Mike Harris (12/30/12 at Ten.)

BLOCKED PUNT RETURNS

- 1 Jimmy Smith (12/3/95 at Denver), recovered in end zone for a TD
- 1 Alvis Whitted (11/1/98 at BAL), returned 24 yards for a TD
- 1 Zach Potter (12/15/11 at Atlanta), returned 46 yards for a TD
- 1 Mike Harris (12/30/12 at TEN), returned 19 yards for a TD

MOST BLOCKED FIELD GOALS -- Career

- 2 Clyde Simmons (1996-97),
- 2 Marcus Stroud (2001-07),
- 1 John Henderson (2002-09),
- 1 Rashean Mathis (2003-10)

MOST BLOCKED FIELD GOALS -- Game

- 1 Clyde Simmons (12/1/96 vs. Cin.),
- 1 Clyde Simmons (9/22/97 vs. Pit.),
- 1 Marcus Stroud (12/3/01 vs. G.B.),
- 1 Marcus Stroud (9/8/02 vs. Ind.),
- 1 John Henderson (12/8/02 vs. Cle.),
- 1 Rashean Mathis (10/2/05 vs. Den.)

BLOCKED FIELD GOAL RETURNS

- 1 Mickey Washington (12/1/96 vs. Cin.), 65 yards for a touchdown,
- 1 Chris Hudson (9/22/97 vs. Pit.), 58 yards for a touchdown

BLOCKED EXTRA POINTS -- Career

- 1 Clyde Simmons (9/22/96 at N.E.),
- 1 Tony Brackens (10/5/97 vs. Cin.)

WINS / LOSSES

REGULAR SEASON RECORD

140-148

HOME RECORD

84-60

ROAD RECORD

56-88

MOST CONSECUTIVE WINS

11 10/3/99 through 12/19/99
8 11/24/96 through 9/22/97

MOST CONSECUTIVE HOME WINS

13 9/29/96 through 11/30/97
7 10/17/99 through 9/17/00
6 12/18/05 through 11/5/06
6 9/13/98 through 12/6/98

MOST CONSECUTIVE ROAD WINS

7 9/19/99 through 12/19/99
4 12/14/97 through 9/27/98
4 11/20/05 through 12/25/05

MOST CONSECUTIVE LOSSES

7 10/29/95 through 12/17/95,
7 9/30/12 through 11/18/12
6 12/22/02 through 9/28/03

MOST CONSECUTIVE HOME LOSSES

5 9/16/12 through 11/8/12
4 10/15/95 through 12/10/95,
4 10/1/00 through 11/12/00,
4 12/1/02 through 9/14/03,
4 10/5/08 through 11/23/08

MOST CONSECUTIVE ROAD LOSSES

10 10/29/95 through 11/17/96
9 12/29/02 through 12/28/03

POSTSEASON RECORD

5-6

HOME POSTSEASON RECORD

2-1

ROAD POSTSEASON RECORD

3-5

SCORING

MOST POINTS SCORED -- Season

411 2007
396 1999
394 1997

MOST POINTS SCORED -- Game

49 12/23/07 vs. Oakland
48 12/3/00 vs. Cleveland
45 11/1/98 at Baltimore
44 12/10/06 vs. Indianapolis,
44 12/10/00 vs. Arizona

FEWEST POINTS SCORED -- Season

243 2011
255 2012
261 2004
275 1995

FEWEST POINTS SCORED -- Game

0 12/17/95 at Detroit,
0 12/26/04 vs. Houston,
0 10/11/09 at Seattle
3 11 times, last 12/16/12 at Miami

FEWEST POINTS ALLOWED -- Season

217 1999
269 2005
274 2006
280 2004

FEWEST POINTS ALLOWED -- Game

0 9/17/00 vs. Cincinnati,
0 12/3/00 vs. Cleveland,
0 12/7/03 vs. Houston,
0 9/18/06 vs. Pittsburgh,
0 10/8/06 vs. New York Jets
3 10 times, last 11/13/11 at Ind.

MOST POINTS ALLOWED -- Season

444 2012
419 2010
404 1995
383 2012

MOST POINTS ALLOWED -- Game

50 12/20/98 at Minnesota
47 11/12/95 vs. Seattle
44 12/17/95 at Detroit

MOST POINTS, BOTH TEAMS

80 11/18/12,
Jaguars (37), at Houston (43)
77 11/12/95,
Jaguars (30), vs. Seattle (47)
75 9/10/00,
Jaguars (36), at Baltimore (39)
72 12/10/95,
Jaguars (31), vs. Ind. (41)

FEWEST POINTS, BOTH TEAMS

9 11/14/99,
Jaguars (6), vs. Baltimore (3),
9 9/18/06,
Jaguars (9), vs. Pittsburgh (0)
13 9/3/95,
Jaguars (3), vs. Houston (10),
13 9/17/00,
Jaguars (13), vs. Cincinnati (0),
13 11/16/03,
Jaguars (3), at Ten. (10),
13 9/19/04,
Jaguars (7), vs. Denver (6),
13 9/18/05,
Jaguars (3), at Ind. (10)

MOST TOUCHDOWNS SCORED -- Season

50 2007
47 1998
43 1997

MOST TOUCHDOWNS SCORED -- Game

7 12/23/07 vs. Oakland
6 11/1/98 at Baltimore,
6 12/3/00 vs. Cleveland,
6 12/11/11 vs. Tampa Bay

MOST TOUCHDOWNS ALLOWED -- Season

50 2010
48 2012
46 1995
44 2009
41 2008

MOST TOUCHDOWNS ALLOWED -- Game

6 12/30/07 at Houston,
6 11/12/95 vs. Seattle,
6 12/20/98 at Minnesota,
6 10/24/10 at Kansas City

MOST EXTRA POINTS -- Season

46 2007
45 1998
41 1997, 2006, 2010

MOST EXTRA POINTS -- Game

7 12/23/07 vs. Oakland
6 11/1/98 at Baltimore,
6 12/3/00 vs. Cleveland

MOST EXTRA POINTS, OPPONENTS -- Season

48 2010
46 2012
45 1995
40 2008

MOST EXTRA POINTS, OPPONENTS -- Game

6 11/12/95 vs. Seattle,
6 12/30/07 at Houston,
6 10/24/10 at Kansas City

MOST 2-POINT CONVERSIONS -- Season

5 1996
4 1999, 2004

MOST 2-POINT CONVERSIONS -- Game

2 11/28/99 at Baltimore

MOST 2-PT CONVERSIONS, OPPONENTS -- Season

3 2007
2 2000, 2002, 2004, 2009, 2010

MOST 2-PT CONVERSIONS, OPPONENTS Game

1 In 18 games

MOST FIELD GOALS -- Season

31 1997, 1999
30 1996

MOST FIELD GOALS -- Game

5 11/30/97 vs. Baltimore,
5 12/1/96 vs. Cincinnati,
5 9/10/00 at Baltimore,
5 11/25/07 vs. Buffalo,
5 10/10/10 at Buffalo

MOST FIELD GOALS, OPPONENTS -- Season

36 2012
30 1998
28 1996, 2001

MOST FIELD GOALS, OPPONENTS -- Game

6 12/1/02 vs. Pittsburgh
5 9/22/96 at New England,
5 10/8/00 vs. Baltimore

MOST DEFENSIVE TOUCHDOWNS -- Season

3 1999, 2007
2 1998, 2001, 2005, 2008, 2011

MOST DEFENSIVE TOUCHDOWNS -- Game

1 20 times, last 12/11/11 vs. T.B.

MOST DEFENSIVE TDS, OPPONENTS -- Season

5 2012
4 1996, 2004
3 1997, 1998, 2006

MOST DEFENSIVE TDS, OPPONENTS -- Game

3 12/17/06 at Tennessee
2 11/15/98 at Pittsburgh,
2 10/7/12 vs. Chicago,
2 12/30/12 at Tennessee

MOST SPECIAL TEAMS TOUCHDOWNS -- Season

3 1999
2 1995, 1997, 1998, 2011

MOST SPECIAL TEAMS TOUCHDOWNS -- Game

2 12/3/95 at Denver

MOST SPECIAL TEAMS TDS, OPPONENTS -- Season

3 2006
2 2000, 2004, 2005, 2007, 2009, 2012

MOST SPECIAL TEAMS TDS, OPPONENTS -- Game

2 11/14/04 vs. Detroit,
2 12/30/07 at Houston,
2 12/30/12 at Tennessee

LARGEST MARGIN OF VICTORY

48 12/3/00 vs. Cleveland (48-0)
41 10/8/06 vs. New York Jets (41-0)
38 9/12/99 vs. San Francisco (41-3),
38 12/23/07 vs. Oakland (49-11)

LARGEST MARGIN OF DEFEAT

44 12/17/95 at Detroit (0-44)
41 10/11/09 at Seattle (0-41)
40 12/20/98 at Minnesota (10-50)

MOST POINTS IN 1ST QUARTER

21 10/12/97 vs. Philadelphia
17 11/2/97 at Tennessee,
17 9/10/00 at Baltimore,
17 1/1/06 vs. Tennessee,
17 11/4/07 at New Orleans

MOST POINTS IN 2ND QUARTER

28 11/1/98 at Baltimore,
28 12/11/11 vs. Tampa Bay
21 9/9/01 vs. Pittsburgh,
21 11/9/08 at Detroit
20 11/12/95 vs. Seattle,
20 9/7/97 vs. New York Giants

MOST POINTS IN 3RD QUARTER

21 12/3/00 vs. Cleveland,
21 11/11/01 vs. Cincinnati,
21 12/12/10 vs. Oakland
18 9/12/99 vs. San Francisco

MOST POINTS IN 4TH QUARTER

23 11/28/99 at Baltimore
21 12/10/95 vs. Indianapolis,
21 12/24/05 at Houston,
21 10/14/07 vs. Houston

MOST OPPONENT POINTS IN 1ST QUARTER

21 Cincinnati, 11/23/97
17 New Orleans, 11/4/07,
17 Minnesota, 11/23/08

MOST OPPONENT POINTS IN 2ND QUARTER

24 Denver, 10/25/98
21 Houston, 12/30/07,
21 Baltimore, 12/28/08,
21 Indianapolis, 12/17/09,
21 New England, 12/27/09,
21 Detroit, 11/4/12

MOST OPPONENT POINTS IN 3RD QUARTER

17 at Indianapolis, 9/21/03,
17 at Tennessee, 12/17/06
15 Baltimore, 9/10/00

MOST OPPONENT POINTS IN 4TH QUARTER

28 Chicago, 10/7/12
24 Minnesota, 12/28/98
21 Cincinnati, 10/27/96,
21 New York Giants, 12/23/00

MOST POINTS IN FIRST QUARTER, BOTH TEAMS

34 11/4/07, Jaguars (17), at N.O. (17)
28 11/23/97, Jaguars (7), at Cin. (21)
24 11/2/97, Jaguars (17), at Ten. (7),
24 11/23/08, Jaguars (7), vs. Min. (17)



TEAM RECORDS / REGULAR SEASON



SCORING

MOST POINTS IN SECOND QTR., BOTH TEAMS

35	12/17/09, Jaguars (14), vs. Ind. (21),
35	12/11/11, Jaguars (28), vs. T.B. (7)
34	11/1/98, Jaguars (28), at Baltimore (6)
31	10/25/98, Jaguars (7), at Denver (24)

MOST POINTS IN THIRD QTR., BOTH TEAMS

28	12/31/06, Jaguars (14), at K.C. (14),
28	12/12/10, Jaguars (21), vs. Oakland (7)
22	12/3/01, Jaguars (8), vs. G.B. (14)
21	11 times, last 10/24/10, Jaguars (7) at Atl. (14)

MOST POINTS IN FOURTH QTR., BOTH TEAMS

36	12/23/00, Jaguars (15), at N.Y.G. (21)
35	12/10/95, Jaguars (21), vs. Ind. (14)
31	12/20/98, Jaguars (7), at Min. (24)

MOST CONSECUTIVE QUARTERS SCORED, JAGUARS

19	10/3/99 at Pit. to 11/7/99 at Atl.,
19	12/2/07 at Ind. to 12/30/07 at Hou.

MOST CONSECUTIVE QUARTERS SCORED, OPPONENTS

16	9/11/11 at Ten. to 10/9/11 vs. Cin.
14	12/30/01 vs. K.C. to 9/15/02 at K.C.,
14	10/3/10 vs. Ind. to 10/31/10 at DAL,
14	12/9/12 vs. N.Y.J. to 12/30/12 at Ten.
13	10/8/00 vs. Bal. to 10/29/00 at DAL,
13	11/26/95 vs. Cin. to 12/17/95 at Det.

MOST CONSECUTIVE QUARTERS HELD SCORELESS, JAGUARS

5	All 4 quarters 12/26/04 vs. Hou. and 1 quarter 1/2/05 at Oak.
4	All 4 quarters 12/17/95 at Detroit,
4	All 4 quarters 10/11/09 at SEA,
4	Last 3 quarters 9/18/11 at N.Y. Jets and 1 quarter 9/25/11 at CAR

MOST CONSECUTIVE QUARTERS HELD SCORELESS, OPPONENTS

6	11/30/03 vs. Tampa Bay (3rd quarter) to 12/7/03 vs. Houston (all 4 quarters)
5	12/3/00 vs. Cleveland (1st quarter) through 12/10/00 vs. Arizona (1st quarter),
5	9/18/06 vs. Pittsburgh (all 4 quarters) through 9/24/06 at Indianapolis (1st quarter),
5	10/8/06 vs. New York Jets (all 4 quarters) through 10/22/06 at Houston (1st quarter),
5	10/16/11 at Pittsburgh (3rd quarter) through 10/24/11 vs. Bal. (3rd quarter)

MOST POINTS BY HALF, JAGUARS

1st	42 11/1/98 at Baltimore
	28 10/8/06 vs. New York Jets,
	28 12/23/07 vs. Oakland,
	28 12/11/11 vs. Tampa Bay
2nd	35 9/12/99 vs. San Francisco
	31 12/12/10 vs. Oakland
	28 12/3/00 vs. Cleveland,
	28 12/24/05 at Houston
	27 10/14/07 vs. Houston,
	27 12/9/07 vs. Carolina

MOST POINTS BY HALF, OPPONENTS

1st	28 11/23/97 at Cincinnati,
	28 12/27/09 at New England
	27 12/17/95 at Detroit,
	27 10/25/98 at Denver,
	27 12/15/11 at Atlanta
2nd	38 12/20/98 at Minnesota,
	38 10/7/12 vs. Chicago
	32 9/10/00 at Baltimore

MOST POINTS BY HALF, BOTH TEAMS

1st	55 11/1/98, Jaguars (42), at Baltimore (13)
	48 11/12/95, Jaguars (27), vs. Seattle (21)
2nd	45 12/20/98, Jaguars (7), at Minnesota (38),
	45 9/10/00, Jaguars (13), at Baltimore (32),
	45 12/12/10, Jaguars (31), vs. Oakland (14)

LONGEST SCORING DRIVE (YARDS)

98	10/31/99 at Cincinnati (9 plays, TD)
97	9/3/00 at Baltimore (15 plays, TD)
96	12/5/04 vs. Pittsburgh (9 plays, FG),
96	11/19/95 at Tampa Bay (11 plays, TD)
96	11/17/02 at Houston (6 plays, TD)

LONGEST SCORING DRIVE (PLAYS)

20	12/16/07 at Pit. (74 yards, TD)
18	12/22/02 vs. Ten. (85 yards, TD),
18	9/23/07 at Denver (80 yards, TD),
18	10/7/07 at K.C. (77 yards, FG),
18	9/21/08 at Ind. (82 yards, FG),
18	11/20/11 at Cle. (92 yards, TD)
17	9 times, last 9/9/12 at Min. (77 yards, FG)

LONGEST SCORING DRIVE (TIME)

11:44	9/23/07 at Den. (18 plays, 80 yd, TD)
11:10	12/2/07 at Ind. (16 plays, 84 yd, TD)
10:55	10/7/07 at K.C. (18 plays, 77 yd, FG)

SHORTEST SCORING DRIVE (YARDS)

-10	1/1/12 vs. Indianapolis (4 plays, FG)
-7	9/10/95 at Cincinnati (5 plays, FG)
-3	10/24/11 vs. Baltimore (4 plays, FG)
-2	11/5/06 vs. Tennessee (4 plays, FG)
-1	10/1/06 at Washington (4 plays, FG)
0	9/6/98 at Chicago (2 plays, FG),

SHORTEST SCORING DRIVE (TIME)

0:04	9/8/96 vs. Hou. (1 play, 3 yards, TD),
0:04	12/23/07 vs. Oak. (1 play, 2 yards, TD)
0:05	11/25/07 vs. Buf. (1 play, 17 yd, TD)
0:06	11/12/95 vs. Sea. (2 plays, 7 yd, FG),
0:06	12/3/00 vs. Cle. (1 play, 8 yards, TD)

POSSESSION / FIRST DOWNS

HIGHEST POSSESSION TIME

44:22	12/17/06 at Tennessee
42:12	10/18/09 vs. St. Louis
41:44	11/14/04 vs. Detroit

HIGHEST OPPONENT POSSESSION TIME

43:17	9/16/12 vs. Houston
41:40	11/18/12 at Houston
41:27	10/26/97 at Pittsburgh

LOWEST POSSESSION TIME

16:43	9/16/12 vs. Houston
20:46	10/26/03 vs. Tennessee
20:54	10/12/98 vs. Miami

LOWEST OPPONENT POSSESSION TIME

15:38	12/17/06 at Tennessee
18:25	9/21/08 at Indianapolis
18:26	10/20/96 at St. Louis

MOST FIRST DOWNS -- Season

331	1999
330	2010
328	2007

MOST FIRST DOWNS -- Game

36	10/20/96 at St. Louis
33	10/18/09 vs. St. Louis (OT)

FEWEST FIRST DOWNS -- Season

251	2011
269	2012
275	2002

FEWEST FIRST DOWNS -- Game

6	12/26/04 vs. Houston
8	9/19/04 vs. Denver
9	11/14/99 vs. Baltimore,
9	9/16/12 vs. Houston

MOST FIRST DOWNS ALLOWED -- Season

364	2012
324	2002
320	1995
318	1997

MOST FIRST DOWNS ALLOWED -- Game

39	11/18/12 at Houston
32	11/4/07 at New Orleans
30	10/2/11 vs. New Orleans
29	11/24/96 at Baltimore (OT)
28	12/17/95 at Detroit,
28	10/6/02 vs. Philadelphia,
28	10/5/08 vs. Pittsburgh,
28	10/3/10 vs. Indianapolis,
28	9/16/12 vs. Houston

FEWEST FIRST DOWNS ALLOWED -- Season

248	1999
252	2000
259	2006

FEWEST FIRST DOWNS ALLOWED -- Game

2	12/3/00 vs. Cleveland
5	12/17/06 at Tennessee
7	12/7/03 vs. Houston

MOST FIRST DOWNS, BOTH TEAMS -- Game

56	11/18/12, Jaguars (17), at Hou. (39) (OT)
52	11/24/96, Jaguars (23), at Bal. (29) (OT)
51	11/21/99, Jaguars (30), vs. N.O. (21)
50	11/4/07, Jaguars (18), at N.O. (32)

FEWEST FIRST DOWNS, BOTH TEAMS -- Game

22	11/28/99, Jaguars (9), vs. Baltimore (13)
23	11/27/11, Jaguars (14), vs. Houston (9)
24	9/3/95, Jaguars (10), vs. Houston (14),
24	10/24/11, Jaguars (13), vs. Baltimore (11)

MOST FIRST DOWNS RUSHING -- Season

148	2010
127	2006,
127	2007
118	2003

MOST FIRST DOWNS RUSHING -- Game

16	12/10/06 vs. Indianapolis,
16	12/5/10 at Tennessee
15	12/3/00 vs. Cleveland,
15	11/28/10 at N.Y. Giants,
15	1/2/11 at Houston
14	12/10/00 vs. Arizona,
14	10/18/09 vs. St. Louis

FEWEST FIRST DOWNS RUSHING -- Season

76	2012
85	2001
88	2004
90	1995

FEWEST FIRST DOWNS RUSHING -- Game

1	8 times, last 10/28/12 at Green Bay
---	-------------------------------------

MOST FIRST DOWNS PASSING -- Season

208	1996
194	1999
193	2000

MOST FIRST DOWNS PASSING -- Game

24	10/20/96 at St. Louis
20	11/28/99 at Baltimore
19	4 times, last 12/30/07 at Houston

FEWEST FIRST DOWNS PASSING -- Season

122	2011
147	2006
153	1998

FEWEST FIRST DOWNS PASSING -- Game

2	12/26/04 vs. Houston
3	12/20/98 at Minnesota,
3	10/29/06 at Philadelphia,
3	12/13/09 vs. Miami,
3	9/23/12 at Indianapolis

MOST FIRST DOWNS, PENALTY -- Season

36	2012
34	2005
30	2004

MOST FIRST DOWNS, PENALTY -- Game

7	12/2/12 at Buffalo
5	12/19/04 at Green Bay,
5	12/24/05 at Houston,
5	1/1/06 vs. Tennessee
4	18 times, last 11/8/12 vs. IND

FEWEST FIRST DOWNS, PENALTY -- Season

14	2002
16	2000, 2009
18	1997

FEWEST FIRST DOWNS, PENALTY --Game

0	In 69 games
---	-------------

MOST FIRST DOWNS RUSHING, OPPONENT

133	2012
121	1995

MOST FIRST DOWNS RUSHING, OPPONENT

16	9/16/12 vs. Houston
15	9/9/07 vs. Tennessee
14	12/2/12 at Buffalo
13	12/1/02 vs. Pittsburgh,
13	1/3/10 at Cleveland

FEWEST FIRST DOWNS RUSHING, OPPONENT -- Season

72	1999
73	2011
79	2005

FIRST DOWNS

FEWEST FIRST DOWNS RUSHING, OPPONENT -- Game
 0 12/21/03 vs. New Orleans
 0 12/12/04 vs. Chicago
 0 9/18/06 vs. Pittsburgh
 0 10/7/07 at Kansas City

MOST FIRST DOWNS PASSING, OPPONENT -- Season
 197 2010
 194 2012
 193 2001
 191 2009

MOST FIRST DOWNS PASSING, OPPONENT -- Game
 26 11/18/12 at Houston
 25 11/4/07 at New Orleans
 23 10/3/10 vs. Indianapolis
 21 12/19/04 at Green Bay

FEWEST FIRST DOWNS PASSING, OPPONENT -- Season
 143 2006
 144 2000
 158 2005

FEWEST FIRST DOWNS PASSING, OPPONENT -- Game
 0 12/3/00 vs. Cleveland
 3 5 times, last 12/17/06 at Tennessee

MOST FIRST DOWNS BY PENALTY, OPPONENT -- Season
 37 2012
 36 2005
 26 2004

MOST FIRST DOWNS BY PENALTY, OPPONENT -- Game
 6 9/29/96 vs. Carolina,
 6 10/16/05 at Pittsburgh,
 6 10/28/12 at Green Bay
 5 11/27/05 at Arizona,
 5 12/16/12 at Miami

FEWEST FIRST DOWNS BY PENALTY, OPPONENT -- Season
 13 2007
 16 2009
 17 1999

FEWEST FIRST DOWNS BY PENALTY, OPPONENT -- Game
 0 In 62 games

TOTAL NET YARDS

MOST NET YARDS GAINED -- Season
 5,760 1996
 5,719 2007
 5,690 2000

MOST NET YARDS GAINED -- Game
 538 10/20/96 at St. Louis
 519 9/20/98 vs. Baltimore
 494 11/21/99 vs. New Orleans

FEWEST NET YARDS GAINED -- Season
 4,149 2011
 4,495 1995
 4,788 2012

FEWEST NET YARDS GAINED -- Game
 117 9/16/12 vs. Houston
 126 12/26/04 vs. Houston
 132 11/14/99 vs. Baltimore
 146 9/3/95 vs. Houston

MOST NET YARDS ALLOWED -- Season
 6,088 2012
 5,949 2010
 5,637 2009

MOST NET YARDS ALLOWED -- Game
 653 11/18/12 at Houston
 538 11/4/07 at New Orleans
 533 9/25/00 at Indianapolis
 503 10/2/11 vs. New Orleans

FEWEST NET YARDS ALLOWED -- Season
 4,334 1999
 4,538 2006
 4,655 2005

FEWEST NET YARDS ALLOWED -- Game
 53 12/3/00 vs. Cleveland
 98 12/17/06 at Tennessee
 124 12/7/03 vs. Houston

MOST NET YARDS GAINED, BOTH TEAMS -- Season
 11,409 2010
 11,022 2009
 10,876 2012

MOST NET YARDS GAINED, BOTH TEAMS -- Game
 1,111 11/18/12,
 Jaguars (458), at Hou. (653)
 970 11/4/07,
 Jaguars (432), at N.O. (538)
 907 12/1/96,
 Jaguars (422), vs. Cin. (485)
 886 11/14/10,
 Jaguars (491), vs. Hou. (395)

FEWEST NET YARDS GAINED, BOTH TEAMS -- Season
 9,157 2011
 9,804 2005
 9,910 2001

FEWEST NET YARDS GAINED, BOTH TEAMS -- Game
 351 10/24/11, Jaguars (205), vs. BAL (146)
 374 11/14/99, Jaguars (132), vs. BAL (242)
 386 9/3/95, Jaguars (140), vs. HOU (246)

PASSING

MOST NET YARDS PASSING -- Season
 4,110 1996
 3,704 1997
 3,658 2000

MOST NET YARDS PASSING -- Game
 420 10/20/96 at St. Louis
 413 9/22/96 at New England (OT)
 375 9/10/00 at Baltimore

FEWEST NET YARDS PASSING -- Season
 2,179 2011
 2,762 2002
 2,790 1995

FEWEST NET YARDS PASSING -- Game
 31 12/26/04 vs. Houston
 45 9/3/95 vs. Houston
 52 9/26/10 vs. Philadelphia,
 52 9/16/12 vs. Houston

MOST NET YARDS PASSING ALLOWED -- Season
 4,004 2010
 3,832 2012
 3,774 2009

MOST NET YARDS PASSING ALLOWED -- Game
 504 11/18/12 at Houston
 440 9/25/00 at Indianapolis
 435 11/4/07 at New Orleans
 365 10/31/10 at Dallas

FEWEST NET YARDS PASSING ALLOWED -- Season
 2,890 1999
 2,946 2005
 3,078 2006

FEWEST NET YARDS PASSING ALLOWED -- Game
 -9 12/3/00 vs. Cleveland
 45 10/8/06 vs. New York Jets
 54 12/7/03 vs. Houston

MOST NET YARDS PASSING, BOTH TEAMS -- Season
 7,424 1996
 7,251 2012

MOST NET YARDS PASSING, BOTH TEAMS -- Game
 876 11/18/12,
 Jaguars (372), at Hou. (504)
 779 11/4/07,
 Jaguars (344), at N.O. (435)
 669 12/1/96,
 Jaguars (356), vs. Cin. (313)
 668 12/18/08,
 Jaguars (304), vs. Ind. (364)

FEWEST NET YARDS PASSING, BOTH TEAMS -- Season
 5,520 2011
 5,960 2006
 6,026 2002

FEWEST NET YARDS PASSING, BOTH TEAMS -- Game
 125 9/3/95,
 Jaguars (45), vs. Houston (80)
 145 12/26/04,
 Jaguars (31), vs. Houston (114)
 176 10/8/06,
 Jaguars (131), vs. N.Y. Jets (45)

MOST GROSS YARDS PASSING -- Season
 4,367 1996
 3,947 2000
 3,922 1997

MOST GROSS YARDS PASSING -- Game
 432 9/22/96 at New England (OT)
 421 10/20/96 at St. Louis
 386 9/10/00 at Baltimore

FEWEST GROSS YARDS PASSING -- Season
 2,510 2011
 3,019 2002
 3,060 2006

FEWEST GROSS YARDS PASSING -- Game
 54 12/26/04 vs. Houston
 69 9/3/95 vs. Houston
 73 12/8/02 vs. Cleveland

MOST GROSS YARDS PASSING ALLOWED -- Season
 4,193 2010
 3,960 2012
 3,853 2009

MOST GROSS YARDS PASSING ALLOWED -- Game
 527 11/18/12 at Houston
 445 11/4/07 at New Orleans
 440 9/25/00 at Indianapolis
 379 10/31/10 at Dallas

FEWEST GROSS YARDS PASSING ALLOWED -- Season
 3,223 2005
 3,263 1999
 3,278 2006

FEWEST GROSS YARDS PASSING ALLOWED -- Game
 33 12/3/00 vs. Cleveland
 71 12/7/03 vs. Houston,
 71 10/8/06 vs. New York Jets

MOST PASSING ATTEMPTS -- Season
 586 2012
 557 1996
 545 2000

MOST PASSING ATTEMPTS -- Game
 54 10/10/04 at San Diego
 52 10/20/96 at St. Louis
 50 9/10/00 at Baltimore

FEWEST PASSING ATTEMPTS -- Season
 446 2006
 462 2002
 463 1998

FEWEST PASSING ATTEMPTS -- Game
 13 10/13/02 at Tennessee
 14 12/8/02 vs. Cleveland,
 14 12/10/06 vs. Indianapolis

MOST PASSING ATTEMPTS, OPPONENT -- Season
 577 1998
 544 2001
 543 2007

MOST PASSING ATTEMPTS, OPPONENT -- Game
 55 11/18/12 at Houston
 51 11/10/02 vs. Washington
 50 3 times, last 12/10/06 vs. IND

FEWEST PASSING ATTEMPTS, OPPONENT -- Season
 458 2000
 465 2008
 482 2005

FEWEST PASSING ATTEMPTS, OPPONENT -- Game
 11 1/3/10 at Cleveland
 15 12/17/06 at Tennessee
 16 3 times, last 10/1/00 vs. PIT

MOST PASS COMPLETIONS -- Season
 353 1996
 335 2008
 333 2000

MOST PASS COMPLETIONS -- Game
 37 10/20/96 at St. Louis
 36 10/10/04 at San Diego
 30 10/15/95 vs. Chicago,
 30 10/18/09 vs. St. Louis

FEWEST PASS COMPLETIONS -- Season
 240 2011
 266 2006
 268 2002

FEWEST PASS COMPLETIONS -- Game
 7 10/13/02 at Tennessee,
 7 10/28/07 at Tampa Bay
 8 9/19/04 vs. Denver,
 8 12/10/06 vs. Indianapolis



TEAM RECORDS / REGULAR SEASON



PASSING

MOST PASS COMPLETIONS, OPPONENT -- Season
 354 2001
 345 2009
 341 2012

MOST PASS COMPLETIONS, OPPONENT -- Game
 43 11/18/12 at Houston
 35 11/4/07 at New Orleans
 34 10/31/10 at Dallas
 33 10/3/10 vs. Indianapolis

FEWEST PASS COMPLETIONS, OPPONENT -- Season
 258 2000
 285 2005
 291 1996, 1999

FEWEST PASS COMPLETIONS, OPPONENT -- Game
 7 11/17/96 at Pittsburgh,
 7 12/3/00 vs. Cleveland,
 7 1/3/10 at Cleveland
 8 12/18/05 vs. San Francisco,
 8 12/17/06 at Tennessee

MOST TOUCHDOWN PASSES -- Season
 28 2007, 2010
 26 2010
 24 1998

MOST TOUCHDOWN PASSES -- Game
 4 11/29/98 at Cincinnati,
 4 12/23/07 vs. Oakland,
 4 12/30/07 at Houston,
 4 10/31/10 at Dallas,
 4 11/18/12 at Houston

MOST TOUCHDOWN PASSES, OPPONENT -- Season
 28 1995, 2009, 2010
 25 2008
 24 1996, 1997

MOST TOUCHDOWN PASSES, OPPONENT -- Game
 5 12/26/99 at Tennessee,
 5 9/10/00 at Baltimore,
 5 11/18/12 at Houston

MOST INTERCEPTIONS THROWN -- Season
 21 2010
 20 1996
 17 2003, 2012

MOST INTERCEPTIONS THROWN -- Game
 5 10/20/96 at St. Louis
 4 11/12/06 vs. Houston,
 4 12/17/95 at Detroit,
 4 9/19/10 at San Diego,
 4 11/21/10 vs. Cleveland,
 4 9/18/11 at New York Jets,

FEWEST INTERCEPTIONS THROWN -- Season
 6 2005
 8 2007
 9 1997, 2002

FEWEST INTERCEPTIONS THROWN -- Game
 0 In 136 games

MOST INTERCEPTIONS THROWN, OPPONENT -- Season
 20 2006, 2007
 19 1999, 2005
 17 2011

MOST INTERCEPTIONS THROWN, OPPONENT -- Game
 4 10/31/10 at Dallas
 3 18 times, last 12/11/11 vs. TB

FEWEST INTERCEPTIONS THROWN, OPPONENT -- Season
 12 2000, 2001, 2012

MOST TIMES SACKED -- Season
 63 2001
 57 1995
 54 2000

MOST TIMES SACKED -- Game
 8 12/9/01 at Cincinnati,
 8 12/16/01 at Cleveland
 7 In 9 games, last 12/30/12 at TEN

MOST TIMES SACKED, OPPONENT -- Season
 57 1999
 48 1997
 47 2005

MOST TIMES SACKED, OPPONENT -- Game
 9 11/7/99 at Atlanta
 7 9/16/07 vs. Atlanta,
 7 11/9/08 at Detroit

FEWEST TIMES SACKED -- Season
 28 2003
 30 2006
 31 2007

FEWEST TIMES SACKED -- Game
 0 In 19 games

FEWEST TIMES SACKED, OPPONENT -- Season
 14 2009
 17 1995
 20 2012

FEWEST TIMES SACKED, OPPONENT -- Game
 0 In 55 games

MOST CONSECUTIVE GAMES WITH A PASSING TOUCHDOWN
 13 9/10/95 at Cin. - 12/10/95 vs. Ind.
 10 10/22/00 vs. Was. - 9/9/01 vs. Pit.,
 10 10/28/07 at T.B. - 12/30/07 at Hou.

MOST CONSECUTIVE GAMES WITH A PASSING TOUCHDOWN, OPPONENT
 15 9/8/96 vs. Hou. - 12/22/96 vs. Sea.
 13 9/20/98 vs. Bal. - 12/20/98 at Min.,
 13 12/16/07 at Pit. - 11/16/08 vs. Ten.

MOST 300-YARD PASSING GAMES BY AN INDIVIDUAL -- Season
 6 1996
 3 1997, 1999, 2000, 2004, 2009, 2012

MOST 300-YARD PASSING GAMES BY AN INDIVIDUAL, OPPONENT -- Season
 5 2010
 3 1996, 1997, 2004, 2008, 2009

RUSHING

MOST RUSHING YARDS -- Season
 2,541 2006
 2,395 2010
 2,391 2007

MOST RUSHING YARDS -- Game
 375 12/10/06 vs. Indianapolis
 258 12/5/10 at Tennessee
 244 12/3/00 vs. Cleveland,
 244 10/14/07 vs. Houston

FEWEST RUSHING YARDS -- Season
 1,369 2012
 1,600 2001
 1,650 1996

FEWEST RUSHING YARDS -- Game
 12 10/2/05 vs. Denver
 26 10/1/00 vs. Pittsburgh
 29 9/29/96 at New England (OT)

MOST RUSHING YARDS ALLOWED -- Season
 2,256 2012
 2,071 2002
 2,003 1995
 2,000 1998

MOST RUSHING YARDS ALLOWED -- Game
 305 11/1/09 at Tennessee
 282 9/9/07 vs. Tennessee
 246 11/12/95 vs. Seattle

FEWEST RUSHING YARDS ALLOWED -- Season
 1,406 2003
 1,444 1999
 1,460 2006

FEWEST RUSHING YARDS ALLOWED -- Game
 10 10/7/07 at Kansas City
 25 11/20/06 vs. New York Giants
 26 9/18/06 vs. Pittsburgh

MOST RUSHING YARDS, BOTH TEAMS -- Season
 4,340 2010
 4,160 2002
 4,102 1998

MOST RUSHING YARDS, BOTH TEAMS -- Game
 522 11/1/09,
 Jaguars (217), at Ten. (305)
 421 10/30/05,
 Jaguars (221), at Stl. (200)
 409 12/10/06,
 Jaguars (375), vs. Ind. (34)

FEWEST RUSHING YARDS, BOTH TEAMS -- Season
 3,211 2001
 3,431 1996
 3,454 1997

FEWEST RUSHING YARDS, BOTH TEAMS -- Game
 99 12/3/01,
 Jaguars (62), vs. G.B. (37)
 112 11/20/05,
 Jaguars (49), at Ten. (63)
 122 12/9/01,
 Jaguars (62), at Cin. (60)

MOST RUSHING ATTEMPTS -- Season
 522 2007
 514 1999
 513 2006

MOST RUSHING ATTEMPTS -- Game
 53 12/5/10 at Tennessee
 50 11/14/04 vs. Detroit
 48 9/21/08 at Indianapolis

FEWEST RUSHING ATTEMPTS -- Season
 358 2012
 372 2001
 410 1995
 426 2008

FEWEST RUSHING ATTEMPTS -- Game
 11 9/22/96 at New England (OT),
 11 10/26/03 vs. Tennessee,
 11 10/2/05 vs. Denver
 12 10/31/04 at Houston,
 12 11/8/12 vs. Indianapolis

MOST RUSHING ATTEMPTS, OPPONENT -- Season
 545 2012
 504 1995
 487 2002

MOST RUSHING ATTEMPTS, OPPONENT -- Game
 49 9/9/07 vs. Tennessee,
 49 11/1/09 at Tennessee,
 49 1/3/10 at Cleveland

FEWEST RUSHING ATTEMPTS, OPPONENT -- Season
 373 1999
 390 2007
 416 2010

FEWEST RUSHING ATTEMPTS, OPPONENT -- Game
 10 10/7/07 at Kansas City
 11 11/7/99 at Atlanta
 12 10/24/11 vs. Baltimore
 13 10/5/03 vs. San Diego,
 13 9/11/11 vs. Tennessee

HIGHEST RUSHING AVERAGE -- Season
 4.95 2006
 4.68 2010
 4.59 2002

HIGHEST RUSHING AVERAGE -- Game
 13.56 11/1/09 at Tennessee
 (16 attempts, 217 yards)
 9.38 10/14/07 vs. Houston
 (26 attempts, 244 yards)
 8.93 12/10/06 vs. Indianapolis
 (43 attempts, 375 yards)

LOWEST RUSHING AVERAGE -- Season
 3.79 1997
 3.83 1996
 3.80 2012

LOWEST RUSHING AVERAGE -- Game
 1.11 10/2/05 vs. Den.
 (11 attempts, 12 yards)
 1.53 9/22/97 vs. Pit.
 (26 attempts, 40 yards)
 1.60 11/20/05 at Ten.
 (30 attempts, 49 yards)

HIGHEST RUSHING AVERAGE, OPPONENT -- Season
 4.68 2010
 4.44 1998
 4.25 2002

HIGHEST RUSHING AVERAGE, OPPONENT -- Game
 6.63 10/6/02 vs. Phil.
 (30 attempts, 199 yards)
 6.53 12/23/07 vs. Oak.
 (17 attempts, 111 yards)
 6.50 10/7/12 vs. Chi.
 (33 attempts, 214 yards)
 6.48 10/28/07 at T.B.
 (21 attempts, 136 yards)

LOWEST RUSHING AVERAGE, OPPONENT -- Season
 3.18 2003
 3.43 2001
 3.48 2006

LOWEST RUSHING AVERAGE, OPPONENT -- Game
 1.00 10/7/07 at K.C.
 (10 attempts, 10 yards)
 1.34 9/14/03 vs. Buf.
 (32 attempts, 43 yards)
 1.70 12/10/06 vs. Ind.
 (20 attempts, 34 yards)

RUSHING

MOST TOUCHDOWNS SCORED RUSHING -- Season

23 2006
20 1997, 1999
19 1998, 2002, 2009

MOST TOUCHDOWNS SCORED RUSHING -- Game

5 10/12/97 vs. Philadelphia,
5 12/3/00 vs. Cleveland
4 5 times, last 9/27/09 at Houston

MOST TOUCHDOWNS SCORED RUSHING, OPPONENT -- Season

19 2010, 2012
17 1995

MOST TOUCHDOWNS SCORED RUSHING, OPPONENT -- Game

4 11/12/95 vs. Seattle,
4 11/4/12 vs. Detroit
3 In 10 games, last 9/16/12 vs. HOU

MOST 100-YARD RUSHING GAMES BY AN INDIVIDUAL -- Season

9 2000
8 1998
7 2003, 2006, 2007, 2010

MOST 100-YARD RUSHING GAMES BY AN INDIVIDUAL, OPPONENT -- Season

6 1998
5 2002, 2010

MOST CONSECUTIVE GAMES WITH A RUSHING TOUCHDOWN

8 11/21/99 vs. N.O. - 9/3/00 at Cle.,
8 11/12/06 vs. Hou. - 12/31/06 at K.C.
7 9/8/02 vs. Ind. - 10/27/02 vs. Hou.,
7 11/11/07 at Ten. - 12/23/07 vs. Oak.

MOST CONSECUTIVE GAMES WITH A RUSHING TOUCHDOWN, OPPONENT

7 10/28/01 at Bal. - 12/9/01 at Cin.,
7 11/17/02 vs. Was. - 12/29/02 at Ind.

RECEIVING

MOST RECEPTIONS -- Season

353 1996
335 2008
333 2000

MOST RECEPTIONS -- Game

37 10/20/96 at St. Louis
36 10/10/04 at San Diego
30 10/15/95 vs. Chicago,
30 10/18/09 vs. St. Louis

MOST RECEPTIONS, OPPONENT -- Season

354 2001
345 2009
341 2012

MOST RECEPTIONS, OPPONENT -- Game

43 11/18/12 at Houston
35 11/4/07 at New Orleans
34 10/31/10 at Dallas
33 10/3/10 vs. Indianapolis

FEWEST RECEPTIONS -- Season

240 2011
266 2006
268 2002

FEWEST RECEPTIONS -- Game

7 10/13/02 at Tennessee,
7 10/28/07 at Tampa Bay
8 12/10/06 vs. Indianapolis,
8 9/19/04 vs. Denver

FEWEST RECEPTIONS, OPPONENT -- Season

258 2000
285 2005
291 1996, 1999

FEWEST RECEPTIONS, OPPONENT -- Game

7 11/17/96 at Pittsburgh,
7 12/3/00 vs. Cleveland,
7 1/3/10 at Cleveland
8 12/18/05 vs. San Francisco,
8 12/17/06 at Tennessee

MOST RECEIVING YARDS -- Season

4,367 1996
3,947 2000
3,922 1997

MOST RECEIVING YARDS -- Game

432 9/22/96 at New England (OT)
421 10/20/96 at St. Louis
386 9/10/00 at Baltimore

MOST RECEIVING YARDS, OPPONENT -- Season

4,193 2010
3,960 2012
3,853 2009

MOST RECEIVING YARDS, OPPONENT -- Game

527 11/18/12 at Houston
445 11/4/07 at New Orleans
440 9/25/00 at Indianapolis
379 10/31/10 at Dallas

FEWEST RECEIVING YARDS -- Season

2,510 2011
3,019 2002
3,060 2006

FEWEST RECEIVING YARDS -- Game

54 12/26/04 vs. Houston
69 9/3/95 vs. Houston
73 12/8/02 vs. Cleveland

FEWEST RECEIVING YARDS, OPPONENT -- Season

3,223 2005
3,263 1999
3,278 2006

FEWEST RECEIVING YARDS, OPPONENT -- Game

33 12/3/00 vs. Cleveland
71 10/8/06 vs. New York Jets,
71 12/7/03 vs. Houston

MOST RECEIVING TOUCHDOWNS -- Season

28 2007
26 2010
24 1998

MOST RECEIVING TOUCHDOWNS -- Game

4 11/29/98 at Cincinnati,
4 12/23/07 vs. Oakland,
4 12/30/07 at Houston,
4 10/31/10 at Dallas,
4 11/18/12 at Houston

MOST RECEIVING TOUCHDOWNS, OPPONENT -- Season

28 1995, 2009, 2010
25 2008
24 1996, 1997

MOST RECEIVING TOUCHDOWNS, OPPONENT -- Game

5 12/26/99 at Tennessee,
5 9/10/00 at Baltimore,
5 11/18/12 at Houston

HIGHEST RECEIVING AVERAGE -- Season

12.5 1997
12.4 1996, 1998

HIGHEST RECEIVING AVERAGE -- Game

22.1 11/9/97
vs. Kansas City (9 for 199)
21.0 11/18/12
at Houston (18 for 378)
19.2 12/28/98
vs. Pittsburgh (10 for 192)

HIGHEST RECEIVING AVERAGE, OPPONENT -- Season

13.2 2000
12.7 2008, 2010
12.2 1996

HIGHEST RECEIVING AVERAGE, OPPONENT -- Game

20.4 11/16/97
vs. Tennessee (9 for 184)
19.4 11/15/98
vs. Tampa Bay (10 for 194)

MOST 100-YARD RECEIVING GAMES BY AN INDIVIDUAL -- Season

12 1999, 2000
9 1996

PUNTING

MOST PUNTS -- Season

99 2011
92 2012
85 1998

MOST PUNTS -- Game

10 11/16/08 vs. Tennessee
9 9 times, last 10/21/12 at Oakland

FEWEST PUNTS -- Season

54 2007
57 2010
66 1997

FEWEST PUNTS -- Game

0 10/20/96 at St. Louis,
0 10/14/07 vs. Houston,
0 12/2/07 at Indianapolis,
0 9/19/10 at San Diego,
0 10/10/10 at Buffalo

MOST PUNTING YARDS -- Season

4,353 2012
4,147 2011
3,824 1998

MOST PUNTING YARDS -- Game

470 9/16/12 vs. Houston (9 punts)
422 10/16/05 at Pittsburgh (9 punts)
409 11/16/08 vs. Tennessee (10 punts)
406 12/24/11 at Tennessee (9 punts)

FEWEST PUNTING YARDS -- Season

2,249 2007
2,496 2010
2,853 2003

FEWEST PUNTING YARDS -- Game

0 10/20/96 at St. Louis (0 punts),
0 10/14/07 vs. Houston (0 punts),
0 12/2/07 at Indianapolis (0 punts),
0 9/19/10 at San Diego (0 punts),
0 10/10/10 at Buffalo (0 punts)

MOST PUNTS, OPPONENT -- Season

96 1999
90 2006, 2000
89 2011

MOST PUNTS, OPPONENT -- Game

12 12/3/00 vs. Cleveland
10 9/20/98 vs. Baltimore,
10 12/7/03 vs. Houston,
10 11/27/11 vs. Houston

FEWEST PUNTS, OPPONENT -- Season

61 1995
62 2009
64 2010

FEWEST PUNTS, OPPONENT -- Game

1 6 times, last 10/2/11 vs. N.O.

MOST PUNTING YARDS, OPPONENT -- Season

3,976 1999
3,852 2011
3,822 2000

MOST PUNTING YARDS, OPPONENT -- Game

517 12/3/00 vs. Cleveland (12 punts)
491 9/20/98 vs. Baltimore (10 punts)

FEWEST PUNTING YARDS, OPPONENT -- Season

2,518 2002
2,564 1995

FEWEST PUNTING YARDS, OPPONENT -- Game

28 12/17/95 at Detroit (1 punt)
29 10/15/95 vs. Chicago (1 punt)

MOST PUNTS, BOTH TEAMS -- Season

188 2011 (Jaguars 99, Opp. 89)
174 1999 (Jaguars 78, Opp. 96)
170 2005 (Jaguars 82, Opp. 88)



TEAM RECORDS / REGULAR SEASON



PUNTING

MOST PUNTS, BOTH TEAMS -- Game

19	11/27/11, Jaguars (9), vs. Hou. (10)
18	9/20/98, Jaguars (8), vs. Bal. (10), 11/14/99, Jaguars (9), vs. Bal. (9), 18 11/16/08, Jaguars (10), vs. Ten. (8)

FEWEST PUNTS, BOTH TEAMS -- Season

120	2007 (Jaguars 54, Opp. 66)
121	2010 (Jaguars 57, Opp. 64)
134	2008 (Jaguars 67, Opp. 67)
134	2009 (Jaguars 72, Opp. 62)

FEWEST PUNTS, BOTH TEAMS -- Game

2	10/15/95, Jaguars (1), vs. Chi. (1), 2 10/14/07, Jaguars (0), vs. Hou. (2), 2 12/2/07, Jaguars (0), at Ind. (2), 2 9/19/10, Jaguars (0), at S.D. (2)
---	---

HIGHEST PUNTING AVERAGE -- Season

47.3	2012 (92 punts)
45.0	1998 (85 punts)
44.9	1997 (66 punts)
44.2	2002 (81 punts)

HIGHEST PUNTING AVERAGE -- Game (minimum 4 punts)

56.3	12/23/12 vs. New England (4 punts)
53.8	10/19/97 at Dallas (5 punts)
53.5	9/9/12 at Minnesota (4 punts), 53.5 9/23/12 at Indianapolis (6 punts)

HIGHEST PUNTING AVERAGE, OPPONENT -- Season

46.0	2012 (68 punts)
44.9	2009 (62 punts)
44.1	2004 (74 punts)

HIGHEST PUNTING AVERAGE, OPPONENT -- Game (minimum 4 punts)

57.5	11/4/01 at Tennessee (4 punts)
53.2	9/10/06 vs. Dallas (5 punts)
52.7	12/2/99 vs. Pittsburgh (6 punts)

PUNT RETURNS

MOST PUNT RETURNS -- Season

53	2005
46	2000
45	1998, 1999, 2006

MOST PUNT RETURNS -- Game

7	12/3/00 vs. Cleveland, 7 11/13/05 vs. Baltimore, 7 12/18/05 vs. San Francisco
---	---

MOST PUNT RETURN YARDS -- Season

581	1998
462	1999
415	2005

MOST PUNT RETURN YARDS -- Game

134	9/13/98 vs. Kansas City
99	12/19/10 at Indianapolis
83	11/21/98 vs. New Orleans

HIGHEST PUNT RETURN AVERAGE -- Season

12.9	1998 (45 for 581 yards)
11.4	1997 (36 for 412 yards)
11.1	2002 (28 for 311 yards), 11.1 2003 (34 for 376 yards)

HIGHEST PUNT RETURN AVERAGE -- Game (minimum 4 returns)

24.8	12/19/10 at Ind. (4 for 99 yards)
20.5	9/24/95 vs. G.B. (4 for 82 yards)
17.5	10/6/96 at N.O. (4 for 70 yards)

MOST PUNT RETURNS, OPPONENT -- Season

48	2011
45	1995

MOST PUNT RETURNS, OPPONENT -- Game

7	11/27/11 vs. Houston
6	8 times, last 9/16/12 vs. Houston

MOST PUNT RETURN YARDS, OPPONENT -- Season

495	2012
478	2000

MOST PUNT RETURN YARDS, OPPONENT -- Game

199	11/14/04 vs. Detroit
160	12/30/12 at Tennessee
116	11/27/11 vs. Houston
104	11/26/06 at Buffalo

HIGHEST PUNT RETURN AVERAGE, OPPONENT -- Season

12.6	2000 (38 for 478 yards)
12.4	2012 (40 for 495 yards)
11.8	2006 (29 for 343 yards)

HIGHEST PUNT RETURN AVERAGE, OPPONENT -- Game (minimum 4 returns)

33.2	11/14/04 vs. Det. (6 for 199 yards)
18.8	10/16/05 at Pit. (5 for 94 yards)
17.4	9/23/01 vs. Ten. (5 for 87 yards)

KICKOFF RETURNS

MOST KICKOFF RETURNS -- Season

80	2010
74	1995, 2008
67	1996, 2003

MOST KICKOFF RETURNS -- Game

9	12/17/95 at Detroit
8	11/12/95 vs. Seattle, 8 12/1/02 vs. Pittsburgh

MOST KICKOFF RETURN YARDS -- Season

1,903	2010
1,678	2008
1,532	1995

MOST KICKOFF RETURN YARDS -- Game

223	10/25/98 at Denver
209	12/17/95 at Detroit
198	12/26/99 at Tennessee

HIGHEST KICKOFF RETURN AVERAGE -- Season

23.9	2005 (50 for 1,197 yards)
23.8	2010 (80 for 1,903 yards)
23.2	2006 (49 for 1,136 yards)
22.7	2007 (49 for 1,110 yards), 22.7 2008 (74 for 1,678 yards)

HIGHEST KICKOFF RETURN AVERAGE -- Game (minimum 4 returns)

40.5	11/4/07 at N.O. (4 for 162 yards)
36.3	10/10/10 at Buffalo (4 for 145 yards)
33.5	10/6/96 at N.O. (4 for 134 yards)
32.6	12/12/10 vs. Oak. (5 for 163 yards)

MOST TOUCHDOWNS, KICKOFF RETURN -- Game

1	12/3/95 at Denver, 1 12/7/97 vs. New England, 1 12/26/99 at Tennessee, 1 11/18/01 at Pittsburgh, 1 11/27/05 at Arizona, 1 12/10/06 vs. Indianapolis, 1 11/4/07 at New Orleans
---	---

MOST KICKOFF RETURNS, OPPONENT -- Season

77	1997
76	1998

MOST KICKOFF RETURNS, OPPONENT -- Game

9	9/10/00 at Baltimore, 9 12/3/00 vs. Cleveland, 9 12/10/00 vs. Arizona
---	---

MOST KICKOFF RETURN YARDS, OPPONENT -- Season

1,858	1998
1,730	1997

MOST KICKOFF RETURN YARDS, OPPONENT -- Game

234	12/30/07 at Houston
213	12/10/00 vs. Arizona
198	12/6/98 vs. Detroit

HIGHEST KICKOFF RETURN AVERAGE, OPPONENT -- Season

25.9	2012 (39 for 1,009 yards)
24.4	1998 (76 for 1,858 yards)
24.3	2011 (26 for 632 yards)
23.7	1995 (54 for 1,278 yards),

HIGHEST KICKOFF RETURN AVERAGE, OPPONENT -- Game (minimum 4 returns)

46.8	12/30/07 at HOU (5 for 234 yards)
39.4	9/6/98 at CHI (5 for 197 yards)
36.8	12/17/09 vs. IND (4 for 147 yards)

MOST TOUCHDOWNS, KICKOFF RETURN, OPPONENT -- Game

2	12/30/07 at Houston
1	12/10/95 vs. Indianapolis, 1 9/6/98 at Chicago, 1 12/23/00 at New York Giants, 1 12/17/09 vs. Indianapolis

INTERCEPTIONS

MOST INTERCEPTIONS -- Season

20	2006, 2007
19	1999, 2005

MOST INTERCEPTIONS -- Game

4	10/31/10 at Dallas
3	19 times, last 12/11/11 vs. TB

MOST INTERCEPTIONS, OPPONENT -- Season

21	2010
20	1996
17	2003, 2012

MOST INTERCEPTIONS, OPPONENT -- Game

5	10/20/96 at St. Louis
4	11/12/06 vs. Houston, 4 12/17/95 at Detroit, 4 9/19/10 at San Diego, 4 11/21/10 vs. Cleveland, 4 9/18/11 at N.Y. Jets

MOST INTERCEPTION RETURN YARDS -- Season

330	1999
280	2006
237	2007

MOST INTERCEPTION RETURN YARDS -- Game

110	11/5/06 vs. Tennessee (3 ints)
90	9/12/99 vs. San Francisco (3 ints)
88	9/21/08 at Indianapolis (2 ints)
72	10/5/08 vs. Pittsburgh (1 int)

MOST INTERCEPTION RETURN YARDS, OPPONENT -- Season

400	2012
370	1996
299	2001
263	2010

MOST INTERCEPTION RETURN YARDS, OPPONENT -- Game

177	10/20/96 at St. Louis (5 ints)
153	12/17/06 at Tennessee (3 ints)
142	12/30/12 at Tennessee (3 ints)

MOST INTERCEPTIONS RETURNED FOR A TOUCHDOWN -- Season

3	1999
2	2005, 2007, 2008

MOST INTERCEPTIONS RETURNED FOR A TOUCHDOWN -- Game

1	11 times, last 10/5/08 vs. PIT
---	--------------------------------

MOST INTERCEPTIONS RETURNED FOR A TOUCHDOWN, OPPONENT -- Season

5	2012
3	1996, 1998

MOST INTERCEPTIONS RETURNED FOR A TOUCHDOWN, OPPONENT -- Game

2	12/17/06 at Tennessee, 2 11/22/98 at Pittsburgh, 2 10/7/12 vs. Chicago, 2 12/30/12 at Tennessee
1	In 15 games, last 11/8/12 vs. IND

PENALTIES

MOST PENALTIES -- Season

127 1996
121 1995, 1998, 2005

MOST PENALTIES -- Game

17 9/22/96 at New England (OT)
15 10/13/96 vs. New York Jets,
15 10/2/05 vs. Denver

FEWEST PENALTIES -- Season

70 2009
76 2007
77 2011

FEWEST PENALTIES -- Game

0 12/1/02 vs. Pittsburgh
1 5 times, last 12/27/09
at New England

MOST YARDS PENALIZED -- Season

1,006 1996, 2005
955 2012

MOST YARDS PENALIZED -- Game

148 9/22/96 at New England
123 10/13/96 vs. New York Jets
122 11/30/97 vs. Baltimore

FEWEST YARDS PENALIZED -- Season

542 2009
594 2007

FEWEST YARDS PENALIZED -- Game

0 12/1/02 vs. Pittsburgh
3 12/22/96 vs. Atlanta

MOST PENALTIES, OPPONENT -- Season

130 2005
118 2004

MOST PENALTIES, OPPONENT -- Game

18 1/1/06 vs. Tennessee
14 11/26/95 vs. Cincinnati
13 12/12/04 vs. Chicago

FEWEST PENALTIES, OPPONENT -- Season

64 2009
80 2006, 2008
82 2007

FEWEST PENALTIES, OPPONENT -- Game

0 12/14/97 at Buffalo,
0 12/24/11 at Tennessee
1 6 times, last 12/9/12 vs. NYJ

MOST YARDS PENALIZED, OPPONENT -- Season

1,055 2005
966 2004

MOST YARDS PENALIZED, OPPONENT -- Game

149 10/12/05 vs. Miami
140 1/1/06 vs. Tennessee
129 11/12/95 vs. Seattle

FEWEST YARDS PENALIZED, OPPONENT -- Season

498 2009
636 2007
684 2006

FEWEST YARDS PENALIZED, OPPONENT -- Game

0 12/14/97 at Buffalo
0 12/24/11 at Tennessee
5 12/7/08 at Chicago
5 11/29/09 at San Francisco

SACKS

MOST SACKS -- Season

57 1999
48 1997
47 2005

MOST SACKS -- Game

9 11/7/99 at Atlanta
7 9/16/07 vs. Atlanta
7 11/9/08 at Detroit

MOST SACKS, OPPONENT -- Season

63 2001
57 1995

MOST SACKS, OPPONENT -- Game

8 12/9/01 at Cincinnati
8 12/16/01 at Cleveland

MOST CONSECUTIVE GAMES WITH NO SACKS ALLOWED

2 12/9/07 vs. Carolina through
12/16/07 at Pittsburgh

PROUD

BOLD

COMMITTED



OPPONENT RECORDS / REGULAR SEASON



PASSING

MOST YARDS PASSING

527	Matt Schaub, Hou. (11/18/12, 43 of 55)
445	Drew Brees, N.O. (11/4/07, 35 of 49)
440	Peyton Manning, Ind. (9/25/00, 23 of 36)
379	Jon Kitna, Dallas (10/31/10)
368	Peyton Manning, Ind. (10/24/04, 27 of 39)
367	Brett Favre, G.B. (12/19/04, 30 of 44)

MOST PASS ATTEMPTS

55	Matt Schaub, Hou. (11/18/12)
50	Vinny Testaverde, Bal. (11/24/96)
50	Rich Gannon, K.C. (11/9/97)
50	Shane Matthews, Was. (11/10/02)
50	Peyton Manning, Ind. (12/10/06)
49	Dan Marino, Miami (10/12/98)
49	Drew Brees, N.O. (11/4/07)
49	Jon Kitna, Dallas (10/31/10)

MOST PASS COMPLETIONS

43	Matt Schaub, Hou. (11/18/12)
35	Drew Brees, N.O. (11/4/07)
34	Jon Kitna, Dallas (10/31/10)
33	Peyton Manning, Ind. (10/3/10)
31	Vinny Testaverde, Bal. (11/24/96)
31	Drew Brees, N.O. (10/2/11)

MOST CONSECUTIVE PASS COMPLETIONS

17	Chad Henne, Miami (12/13/09)
15	Kurt Warner, Ari. (9/20/09)
14	Tom Brady, N.E. (12/27/09)
13	Peyton Manning, Ind. (12/17/09)
12	Vince Young, Ten. (11/1/09)

MOST TOUCHDOWN PASSES

5	Steve McNair, Ten. (12/26/99)
5	Tony Banks, Bal. (9/10/00)
5	Matt Schaub, Hou. (11/18/12)
4	John Elway, Den. (12/3/95)
4	Peyton Manning, Ind. (9/25/00)
4	Peyton Manning, Ind. (12/2/07)
4	Matt Hasselbeck, Sea. (10/11/09)
4	Peyton Manning, Ind. (12/17/09)
4	Tom Brady, N.E. (12/27/09)

MOST PASSES HAD INTERCEPTED

4	Jon Kitna, Dallas (10/31/10)
3	13 times, last JaMarcus Russell, Oakland (12/23/07)

LONGEST PASS PLAYS

98t	Ryan Fitzpatrick (Buffalo) to Terrell Owens (11/22/09)
83t	Jamie Martin (St. Louis) to Kevin Curtis (10/30/05)
80t	Matt Hasselbeck (Tennessee) to Kenny Britt (9/11/11)
79t	Trent Dilfer (Tampa Bay) to Reidel Anthony (11/15/98)
77t	Brad Johnson (Washington) to Albert Connell (10/22/00)

RUSHING/RECEIVING

MOST RUSHING YARDS

228	Chris Johnson, Tennessee (11/1/09), 24 attempts
180	Arian Foster, Houston (1/2/10), 31 attempts
179	Steven Jackson, St. Louis (10/30/05), 25 attempts
176	Shawn Alexander, Seattle (10/7/01), 31 attempts
175	Chris Brown, Tennessee (9/9/07), 19 attempts

MOST RUSHING ATTEMPTS

36	Terry Allen, Washington (9/28/97), 122 yards
33	Anthony Thomas, Chicago (1/6/02), 160 yards
33	Larry Johnson, Kansas City (12/31/06), 138 yards
33	Jerome Harrison, Cleveland (1/3/10), 127 yards
33	Arian Foster, Houston (10/30/11), 112 yards

MOST RUSHING TOUCHDOWNS

3	Terrell Davis, Denver (10/25/98)
3	Travis Henry, Buffalo (9/14/03)
3	Larry Johnson, K.C. (12/31/06)
3	Mikel Leshoure, Detroit (11/4/12)

LONGEST RUN FROM SCRIMMAGE

89t	Chris Johnson, Tenn. (11/1/09)
86t	Joey Galloway, Seattle (11/12/95)
76	Eddie George, Houston (9/8/96)

LONGEST TD RUNS FROM SCRIMMAGE

89	Chris Johnson, Tenn. (11/1/09)
86	Joey Galloway, Seattle (11/12/95)
52	Chris Johnson, Tenn. (11/1/09)

MOST RECEPTIONS

15	Reggie Wayne, IND (10/3/10)
14	Tim Brown, OAK (12/21/97)
14	David Boston, SD (10/5/03)
14	Andre Johnson, HOU (11/18/12)
13	Wes Welker, N.E. (12/27/09)

MOST RECEIVING YARDS

273	Andre Johnson, Houston (11/18/12), 14 receptions
211	Albert Connell, Washington (10/22/00), 7 receptions
197	Terrell Owens, Buffalo (11/22/09), 9 receptions
196	Yancey Thigpen, Pittsburgh (10/26/97), 11 receptions
196	Reggie Wayne, Indianapolis (10/3/10), 15 receptions
193	Amani Toomer, N.Y. Giants (12/23/00)

MOST RECEIVING TOUCHDOWNS

3	Curtis Conway, CHI (10/15/95)
3	Carl Pickens, CIN (12/1/96)
3	Irving Fryar, PHI (10/12/97)
3	Albert Connell, Was. (10/22/00)
3	Santana Moss, Was. (10/1/06)
3	Randy Moss, N.E. (12/27/09)

LONGEST RECEPTIONS

98t	Terrell Owens (Buffalo) from Ryan Fitzpatrick (11/22/09)
83t	Kevin Curtis (St. Louis) from Jamie Martin (10/30/05)
80t	Kenny Britt (Tennessee) from Matt Hasselbeck (9/11/11)
79t	Reidel Anthony (Tampa Bay) from Trent Dilfer (11/15/98)
77t	Albert Connell (Washington) from Brad Johnson (10/22/00)
76t	Marvin Harrison (Indianapolis) from Peyton Manning (9/25/00)
70	Marcus Pollard (Indianapolis) from Peyton Manning (11/9/03)

YARDAGE / PUNTING

ALL PURPOSE YARDS

273	Andre Johnson, Hou. (11/18/12), 0 rushing, 273 receiving, 0 returns
269	Reidel Anthony, T.B. (11/15/98), 0 rush, 126 receiving, 143 returns
257	Eddie Drummond, Det. (11/14/04), 0 rushing, 0 receiving, 257 returns
254	Andre Davis, Hou. (12/30/07), 0 rushing, 20 receiving, 234 returns

YARDS FROM SCRIMMAGE

273	Andre Johnson, HOU (11/18/12), 0 rushing, 273 receiving
239	Chris Johnson, TEN (11/1/09), 228 rushing, 11 receiving
212	Terrell Davis, DEN (10/25/98), 136 rushing, 76 receiving
211	Albert Connell, WAS (10/22/00), 0 rushing, 211 receiving
209	Eddie George, TEN (10/16/00), 167 rushing, 42 receiving
209	Darren McFadden, OAK (12/12/10), 123 rushing, 86 receiving

MOST PUNTS

12	Chris Gardocki, Cleveland, (12/3/00), 517 yards
10	Kyle Richardson, Baltimore, (9/20/98), 491 yards
10	Chad Stanley, Houston, (12/7/03), 419 yards
10	Brett Hartmann, Houston, (11/27/11), 436 yards

HIGHEST GROSS PUNTING AVERAGE

57.5	Craig Hentrich, Ten. (11/4/01), 4 punts
53.2	Mat McBriar, Dallas (9/10/06), 5 punts
52.7	Josh Miller, Pittsburgh (12/2/99), 6 punts

LONGEST PUNTS

80	Brian Moorman, Buf. (9/12/04), net 68
75	Josh Miller, Pittsburgh (12/2/99), net 55
75	Kyle Larson, Cincinnati (10/9/05), net 75
73	Craig Hentrich, Ten. (11/5/06), net 73

MOST PUNTS INSIDE THE 20

5	Rich Camarillo, Hou. (9/3/95), 9 punts
5	Josh Miller, Pit. (11/18/01), 8 punts
5	Chris Gardocki, Pit. (9/18/06), 8 punts

RETURNS

MOST PUNT RETURNS

7	Jacoby Jones, HOU (11/27/11)
6	Winslow Oliver, CAR (9/29/96)
6	Andre Hastings, PIT (11/17/96)
6	Craig Yeast, CIN (9/17/00)
6	Steve Smith, CAR (9/7/03)
6	Eddie Drummond, DET (11/14/04)
6	Marc Mariani, TEN (12/24/11)
6	Trindon Holliday, HOU (9/16/12)

MOST PUNT RETURN YARDS

199	Eddie Drummond, DET (11/14/04), 6 returns
160	Darius Reynaud, TEN (12/30/12), 3 returns
116	Jacoby Jones, HOU (11/27/11), 7 returns
104	Roscoe Parrish, BUF (11/26/06), 2 returns

LONGEST PUNT RETURNS

83t	Eddie Drummond, DET (11/14/04)
82t	Peter Warrick, CIN (12/17/00)
82t	Terrence Wilkins, IND (9/24/06)
82t	Roscoe Parrish, BUF (11/26/06)

HIGHEST PUNT RETURN AVERAGE

(minimum 3 returns)	53.3	Darius Reynaud, TEN (12/30/12), 3 for 160 yards
	33.2	Eddie Drummond, DET (11/14/04), 6 for 199 yards
	29.0	Peter Warrick, CIN (12/17/00), 3 for 87 yards

MOST FAIR CATCHES

7	Chris Carr, TEN (11/16/08)
3	7 times, last Dexter Wynn, HOU (11/12/06)

MOST KICKOFF RETURNS

8	MarTay Jenkins, ARI (12/10/00), 193 yards
8	Nate Jacquet, MIN (12/23/01), 155 yards
8	Justin Miller, N.Y. Jets (10/8/06), 172 yards

MOST KICKOFF RETURN YARDS

234	Andre Davis, HOU (12/30/07), 5 returns
197	Glyn Milburn, CHI (9/6/98), 5 returns
196	Adam Jones, TEN (11/20/05), 6 returns

MOST KICKOFF RETURN TOUCHDOWNS

2	Andre Davis, HOU (12/30/07), 97 and 104 yards
1	Aaron Bailey, IND (12/10/95), 95 yards
1	Glyn Milburn, CHI (9/6/98), 88 yards
1	Jason Sehorn, NYG (12/23/00), 38 yards (onside kick)
1	Chad Simpson, IND (12/17/09), 93 yards

LONGEST KICKOFF RETURNS

104t	Andre Davis, HOU (12/30/07)
97t	Andre Davis, HOU (12/30/07)
95t	Aaron Bailey, IND (12/10/95)

HIGHEST KICKOFF RETURN AVERAGE

(minimum 3 returns)	46.8	Andre Davis, HOU (12/30/07), 5 for 234 yards
	43.3	Corey Harris, BAL (11/28/99), 3 for 130 yards
	39.4	Glyn Milburn, CHI (9/6/98), 5 for 197 yards

DEFENSE

MOST INTERCEPTIONS

- 3 Samari Rolle, TEN (12/26/99)
- 2 16 times, last Zach Brown, TEN (12/30/12)

MOST INTERCEPTION RETURN YARDS

- 130 Dewayne Washington, Pit. (11/22/98)
- 109 Zach Brown, Tenn. (12/30/12)
- 106 Anthony Parker, St. Louis (10/20/96)

LONGEST INTERCEPTION RETURN

- 97t Anthony Henry, Cleveland (12/16/01)
- 92t Anthony Parker, St. Louis (10/20/96)
- 83t Adam Jones, Tennessee (12/17/06)

INTERCEPTIONS RETURNED FOR A TD

- 2 Dewayne Washington, Pit. (11/22/98)
- 2 Zach Brown, Tenn. (12/30/12)

MOST SACKS

- 4.0 Connor Barwin, HOU (11/27/11)
- 3.5 John Abraham, ATL (12/15/11)
- 3.0 12 times, last Mario Williams, HOU (12/1/08)

MOST TACKLES

- 17 Stephen Tulloch, TEN (12/5/10)
- 15 Keith Brooking, ATL (12/28/03)
- 15 Jonathan Joseph, CIN (11/2/08)
- 15 Jerod Mayo, N.E. (12/27/09)

MOST FORCED FUMBLES

- 2 8 times, last John Abraham, Atlanta (12/15/11)

DEFENSE/SCORING

MOST FUMBLE RECOVERIES

- 2 Bobby Houston, NYJ (9/17/95)
- 2 Samari Rolle, TEN (9/23/01)
- 2 Kimo von Oelhoffen, PIT (11/18/01)
- 2 Ray Lewis, BAL (12/28/08)

POINTS

- 19 Jeff Reed, Pittsburgh (12/1/02), 6 FGs, 1 PAT
- 18 10 times, last Randy Moss, N.E. (12/27/09), 3 TDs

TOUCHDOWNS

- 3 11 times, last Mikel Leshoure, Det. (11/4/12), 3 rush

FIELD GOALS

- 6 Jeff Reed, Pittsburgh (12/1/02)
- 5 Adam Vinatieri, N.E. (9/22/96) (OT)
- 5 Matt Stover, Baltimore (10/8/00)

KICKING

EXTRA POINTS

- 6 Todd Peterson, Seattle (11/12/95)
- 6 Kris Brown, Houston (12/30/07)

LONGEST FIELD GOALS

- *63 Jason Elam, Denver (10/25/98)
- *Tied NFL Record
- 55 Blair Walsh, Min. (9/9/12)
- 54 Ryan Longwell, Min. (11/23/08)
- 53 Al Del Greco, Houston (10/1/95)
- 53 Gary Anderson, Min. (12/20/98)
- 53 Neil Rackers, Houston (11/27/11)

MOST BLOCKED KICKS (FGs, PATs)

- 1 11 times, last Michael Griffin, Tennessee (11/1/09), PAT

LAST TIME IT HAPPENED

OVERTIME GAME WON

By Jaguars — Jaguars 23, St. Louis 20, 10/18/09
By Opponents — at Houston 43, Jaguars 37, 11/18/12

KICKOFF RETURNED FOR A TOUCHDOWN

By Jaguars — Maurice Jones-Drew (100 yards) at New Orleans, 11/4/07
By Opponents — Tyjaun Hagler of Indianapolis (41 yards), 12/19/10

PUNT RETURNED FOR A TOUCHDOWN

By Jaguars — Mike Thomas (78 yards) at Indianapolis, 12/19/10
By Opponents — Darius Reynaud of Tennessee (81 yards), 12/30/12

INTERCEPTED PASS RETURNED FOR A TOUCHDOWN

By Jaguars — Rashean Mathis (72 yards) vs. Pittsburgh, 10/5/08
By Opponents — Zach Brown of Tennessee (30 yards), 12/30/12

FUMBLE RETURNED FOR A TOUCHDOWN

By Jaguars — Nate Collins (end zone) vs. Tampa Bay, 12/11/11
By Opponents — Corey Peters of Atlanta (13 yards), 12/15/11

BLOCKED FIELD GOAL RETURNED FOR A TOUCHDOWN

By Jaguars — Chris Hudson (58 yards) vs. Pittsburgh, 9/22/97
By Opponents — Antrel Rolle of Arizona (83 yards), 9/20/09

BLOCKED PUNT RETURNED FOR A TOUCHDOWN

By Jaguars — Mike Harris (19 yards) at Tennessee, 12/30/12
By Opponents — Dezman Moses of Green Bay (0 yards), 10/28/12

BLOCKED FIELD GOAL

By Jaguars — Gerald Sensabaugh at Detroit (Jason Hanson), 11/9/08
By Opponents — Jacob Ford of Tennessee (Josh Scobee), 12/5/10

BLOCKED PUNT

By Jaguars — Mike Harris at Tennessee (Brett Kern), 12/30/12
By Opponents — Davon House of Green Bay (Bryan Anger), 10/28/12

BLOCKED EXTRA POINT

By Jaguars — Tony Brackens vs. Cincinnati (Doug Pelfrey), 10/5/97
By Opponents — Matt Kalil of Minnesota (Josh Scobee), 9/9/12

SAFETY SCORED

By Jaguars — Daryl Smith vs. Chicago, 12/12/04
By Opponents — Greg Hardy of Carolina (tackled Blaine Gabbert in end zone), 9/25/11

SHUTOUT

By Jaguars — Jaguars 41, New York Jets 0, 10/8/06
By Opponents — at Seattle 41, Jaguars 0, 10/11/09

100 YARDS RUSHING

By Jaguars — Maurice Jones-Drew at Indianapolis (177 yards), 9/23/12
By Opponents — Reggie Bush of Miami (104 yards), 12/16/12

200 YARDS RUSHING

By Jaguars — Fred Taylor at Pittsburgh (234 yards), 11/19/00
By Opponents — Chris Johnson of Tennessee (228 yards), 11/1/09

300 YARDS PASSING

By Jaguars — Chad Henne at Houston (354 yards), 11/18/12
By Opponents — Matt Schaub of Houston (527 yards), 11/18/12

100 YARDS RECEIVING

By Jaguars — Cecil Shorts III at Miami (101 yards), 12/16/12
By Opponents — Andre Johnson of Houston (273 yards), 11/18/12

200 YARDS RECEIVING

By Jaguars — Justin Blackmon at Houston (236 yards), 11/18/12
By Opponents — Andre Johnson of Houston (273 yards), 11/18/12

100 YARDS RUSHING IN A HALF

By Jaguars — Maurice Jones-Drew at Tennessee (107 yards in second half), 12/5/10
By Opponents — Rashard Mendenhall of Pittsburgh (113 yards in first half), 10/16/11

TWO 100-YARD RUSHERS IN SAME GAME

By Jaguars — Rashad Jennings (109 yards) and Maurice Jones-Drew (101 yards) vs. Oakland, 12/12/10
By Opponents — None

100 YARDS RECEIVING IN A HALF

By Jaguars — Jason Hill vs. Cincinnati (104 yards in second half), 10/9/11
By Opponents — Andre Johnson of Houston (132 in first half), 11/18/12

TWO 100-YARD RECEIVERS IN SAME GAME

By Jaguars — Mike Sims-Walker (120 yards) and Torry Holt (101 yards) vs. St. Louis, 10/18/09
By Opponents — Dallas Clark (105 yards) and Reggie Wayne (108 yards) of Indianapolis, 12/18/08

FOUR TOUCHDOWN PASSES

By Jaguars — Chad Henne at Houston, 11/18/12
By Opponents — Matt Schaub of Houston, 11/18/12 (5)

THREE TOUCHDOWN PASSES

By Jaguars — David Garrard vs. Oakland, 12/12/10
By Opponents — Matt Ryan of Atlanta, 12/15/11

THREE TOUCHDOWN RECEPTIONS

By Jaguars — Jimmy Smith at Baltimore, 9/10/00
By Opponents — Randy Moss of New England, 12/27/09

THREE TOUCHDOWNS RUSHING

By Jaguars — Maurice Jones-Drew vs. St. Louis, 10/18/09
By Opponents — Mikel Leshoure of Detroit, 11/4/12

FIVE FIELD GOALS

By Jaguars — Josh Scobee at Buffalo, 10/10/10
By Opponents — Jeff Reed of Pittsburgh, 12/1/02 (six field goals)

THREE SACKS

By Jaguars — Paul Spicer at N.Y. Jets, 9/25/05
By Opponents — John Abraham of Atlanta, 12/15/11

MISSED POINT AFTER TOUCHDOWN ATTEMPT

By Jaguars — Josh Scobee at Minnesota, 9/9/12 (blocked)
By Opponents — Mike Nugent of Cincinnati, 10/9/11

TWO-POINT CONVERSION

By Jaguars — Montell Owens run at Buffalo, 12/2/12
By Opponents — Greg Olsen pass from Cam Newton at Carolina, 9/25/11

MISSED TWO-POINT CONVERSION

By Jaguars — Chad Henne pass failed at Tennessee, 12/30/12
By Opponents — Ryan Fitzpatrick of Buffalo pass failed, 10/10/10



YEAR-BY-YEAR STATISTICS



OFFENSE YEAR-BY-YEAR

YEAR	FIRST DOWN				3RD DOWN	TOTAL YARDS	OFFENSE		RUSHING					PASSING		PUNT AVG.	PENALTY YARDS	FUM. LOST	PTS.	TDR/N/Ps/Rt	FGs	T.O.P.	
	TOT	RUN	PASS	PEN			PLAYS	AVG. YARDS	ATT.	AVG.	NET	SACKS	GROSS	ATT./CMP./INT.									
1995	283	100	154	29	74/205	4,495	962	4.71	705	410	4.2	2,790	57-354	3,144	495/275/15	82-43.8	121-970	23-13	275	31	9/19/3	20/27	28:37
1996	325	90	208	27	87/208	5,760	1,038	5.51	650	431	3.8	4,110	50-257	4,367	557/353/20	69-43.7	127-1,006	29-10	325	33	13/19/1	30/36	31:18
1997	308	103	187	18	82/209	5,424	998	5.41	720	454	3.8	3,704	40-218	3,922	504/313/9	66-44.9	110-914	17-11	394	43	20/20/3	31/36	29:40
1998	287	111	153	23	94/220	5,214	989	5.32	1,024	487	4.3	3,112	39-231	3,343	463/269/12	85-45.0	121-898	18-8	392	47	19/24/4	21/26	28:59
1999	331	116	194	21	92/230	5,586	1,085	5.12	1,091	514	4.1	3,495	36-221	3,716	535/320/11	78-41.8	90-755	18-7	396	42	20/16/6	31/38	31:57
2000	318	109	193	16	100/235	5,690	1,080	5.32	1,080	481	4.2	3,658	54-289	3,947	545/333/15	79-41.9	95-703	27-14	367	40	18/22/0	29/33	31:32
2001	289	85	181	23	70/198	4,840	969	5.01	1,600	372	4.3	3,240	63-430	3,670	534/321/14	82-43.6	97-710	29-13	294	34	11/20/3	18/28	28:01
2002	275	105	156	14	71/207	4,851	959	5.12	1,089	455	4.6	2,762	42-257	3,019	462/268/9	81-44.2	89-685	12-6	328	38	19/18/1	19/27	28:39
2003	305	118	163	24	80/216	5,358	1,024	5.22	1,073	481	4.3	3,285	28-136	3,421	515/303/17	69-41.3	108-895	27-14	276	31	13/17/1	20-33	30:09
2004	279	88	161	30	80/217	5,009	991	5.11	1,850	446	4.2	3,159	32-156	3,315	513/305/11	84-42.8	109-940	23-11	261	26	9/17/0	24-31	30:28
2005	301	97	170	34	93/225	5,149	1,021	5.01	1,959	502	3.9	3,190	32-162	3,352	487/283/6	83-42.4	121-1,006	27-11	361	42	18/21/3	23/30	31:33
2006	293	127	147	19	85/217	5,423	989	5.52	1,541	513	5.0	2,882	30-178	3,060	446/266/14	73-40.0	97-806	16-9	371	42	23/17/2	26/32	32:11
2007	328	127	180	21	100/219	5,719	1,022	5.62	1,391	522	4.6	3,328	31-167	3,495	469/288/8	54-41.6	76-594	18-13	411	50	18/28/4	21/24	32:08
2008	312	107	183	22	87/213	5,106	1,005	5.11	1,774	426	4.2	3,332	42-288	3,620	537/335/13	67-43.3	104-813	23-11	302	35	17/15/3	19/25	31:22
2009	300	114	170	16	102/226	5,385	1,010	5.32	1,029	447	4.5	3,356	44-243	3,599	519/315/10	72-41.9	70-542	26-13	290	34	19/15/0	18/28	30:08
2010	330	148	161	21	81/203	5,460	1,019	5.42	1,395	512	4.7	3,065	38-291	3,356	469/291/21	57-43.8	83-675	23-12	353	41	14/26/1	22/28	31:43
2011	251	103	122	26	81/241	4,149	1,002	4.11	1,970	489	4.0	2,179	44-331	2,510	469/240/15	99-41.9	77-680	27-8	243	25	9/12/4	23/25	30:02
2012	269	76	157	36	64/216	4,788	994	4.81	1,369	358	3.8	3,419	50-327	3,746	586/328/17	92-47.3	101-955	20-9	255	26	5/20/1	25/28	27:29

DEFENSE YEAR-BY-YEAR

YEAR	FIRST DOWN				3RD DOWN	TOTAL YARDS	OFFENSE		RUSHING					PASSING		PUNT AVG.	PENALTY YARDS	FUM. LOST	PTS.	TDR/N/Ps/Rt	FGs	T.O.P.	
	TOT	RUN	PASS	PEN			PLAYS	AVG. YARDS	ATT.	AVG.	NET	SACKS	GROSS	ATT./CMP./INT.									
1995	320	121	177	22	107/222	5,515	1,030	5.42	1,003	504	4.0	3,512	17-72	3,584	509/304/13	61-42.0	102-958	22-11	404	46	17/28/1	27/31	31:23
1996	316	110	181	25	93/211	5,095	993	5.11	1,781	447	4.0	3,314	37-237	3,551	509/291/13	71-42.0	97-800	26-14	335	37	9/24/4	26/34	28:42
1997	318	107	190	21	102/226	5,238	1,035	5.11	1,734	455	3.8	3,504	48-331	3,835	532/320/14	73-41.9	90-800	26-15	318	39	12/24/3	17/25	30:20
1998	309	108	178	23	81/222	5,559	1,057	5.32	1,000	450	4.4	3,559	30-209	3,768	577/325/13	78-43.5	109-953	25-17	338	36	9/23/4	30/35	31:01
1999	248	72	159	17	72/215	4,334	951	4.61	1,444	373	3.9	2,890	57-373	3,263	521/291/19	96-41.4	93-728	31-11	217	24	6/18/0	17/18	28:03
2000	252	85	144	23	74/203	4,845	934	5.21	1,685	436	3.9	3,160	40-247	3,407	458/258/12	90-42.5	96-814	26-18	327	39	14/23/2	17/24	28:28
2001	300	89	193	18	87/227	5,070	1,056	4.81	1,611	469	3.4	3,459	43-298	3,757	544/354/12	83-40.5	96-834	28-12	286	30	15/13/2	26/35	31:59
2002	324	112	188	24	83-212	5,335	1,042	5.12	1,071	487	4.3	3,264	36-224	3,488	519/314/14	65-38.7	96-717	20-13	315	35	14/19/2	23/34	31:21
2003	276	84	172	20	92-218	4,657	976	4.81	1,406	442	3.2	3,251	24-134	3,385	510/303/15	75-41.0	103-881	26-12	331	37	13/22/2	24/27	29:51
2004	290	83	181	26	84/205	5,134	972	5.31	1,777	438	4.1	3,357	37-217	3,574	497/306/16	74-44.1	118-966	30-12	280	31	7/18/6	21-28	29:32
2005	273	79	158	36	67/205	4,655	963	4.81	1,709	434	3.9	2,946	47-277	3,223	482/285/19	88-42.8	130-1,055	21-9	269	30	4/22/4	20/27	28:27
2006	259	94	143	22	83/227	4,538	978	4.61	1,460	420	3.5	3,078	35-200	3,278	523/294/20	90-41.4	80-684	12-4	274	32	14/12/6	17/24	27:49
2007	286	92	181	13	80/201	5,021	970	5.21	1,605	390	4.1	3,416	37-244	3,660	543/319/20	66-43.5	82-636	20-10	304	35	12/20/3	18/23	27:52
2008	289	98	166	25	82/200	5,295	922	5.71	1,709	428	4.0	3,586	29-191	3,777	465/297/13	67-43.0	80-691	15-4	367	41	14/25/2	27/30	28:38
2009	307	100	191	16	94/209	5,637	982	5.71	1,863	458	4.1	3,774	14-79	3,853	510/345/15	62-44.9	64-498	22-10	380	44	12/28/4	24/28	29:52
2010	316	98	197	21	78/189	5,949	948	6.31	1,945	416	4.7	4,004	26-189	4,193	506/329/13	64-42.4	85-748	12-5	419	50	19/28/3	23/25	28:17
2011	268	73	175	20	79/218	5,008	979	5.11	1,667	435	3.8	3,341	31-213	3,554	513/326/17	89-43.3	105-895	21-11	329	37	14/21/2	22/29	29:58
2012	364	133	194	37	89/215	6,088	1,100	5.52	1,256	545	4.1	3,832	20-128	3,960	535/341/12	68-46.0	101-820	17-11	444	48	19/21/8	36/43	32:31



The 2013 Jaguars coaching staff poses for a photo with JT Townsend's family and foundation members following a mini-camp practice session on Tuesday, June 11, 2013.

RADIO BROADCASTERS

Brian Sexton and former Jaguars defensive end Jeff Lageman are in their 11th season together calling all Jaguars games on WOKV Radio AM & FM (690, 104.5), and in 2013 they are joined in the booth by former Jaguars great Tony Boselli. Brent Martineau serves as field reporter.

Sexton begins his 19th season in the Jaguars radio booth having called all 372 games the team has played in the preseason, regular season and postseason. He anchors the Jaguars Radio Network's coverage on game day and is also the host of "Jaguars Monday" and "Jaguars Thursday" on WOKV as well as "The Gus Bradley Show" on radio and TV. Sexton also hosts "The EverBank Pregame Show" on Sunday mornings prior to kickoff on WTEV-TV, CBS 47.

Lageman has been the Jaguars' radio analyst for the past ten seasons. Prior to that, he served four seasons as the analyst for Jaguars preseason TV broadcasts. Lageman continues as co-host of "Jaguars All Access" on WTEV-TV in addition to co-hosting "The Gus Bradley Show" on radio and TV and "Jaguars Thursday" on WOKV. Lageman played defensive end for the Jaguars from 1995-98 and 10 seasons in the NFL overall after being drafted 14th in the 1989 draft.

Boselli served as color analyst for the Jaguars' preseason TV broadcasts for the past seven years. He has also been a regular analyst for NFL games broadcast nationally on Westwood One/DialGlobal the past three seasons. Boselli is a co-host of "Jaguars Monday" and "Jaguars Thursday" on WOKV Radio. He was the second overall selection in the 1995 draft – the first in Jaguars history – and was a five-time Pro Bowl selection.

Martineau, from WTEV-TV, serves as the field reporter for the 2013 season. Additionally, Martineau serves as co-host of "Jaguars All Access" on Monday evenings alongside Lageman.



Jeff Lageman (left) and **Brian Sexton** (right) have been calling Jaguars games together for the past 10 seasons. They are joined in the booth by Tony Boselli.

2013 RADIO AFFILIATES (17)

WOKV 104.5 FM . . . Jacksonville (flagship)
WAOC 1420 AM St. Augustine
WRUF 850 AM Gainesville
WHOO 1080 AM Orlando
WMOP 900 AM Ocala
WIXC 1060 AM Melbourne
WNFB 94.3 FM Lake City
WPSL 1590 AM Port St. Lucie
WSEG 1400 AM Savannah, Ga.
WHFX 107.7 FM Brunswick, Ga.
WIFO 105.5 FM Jesup, Ga.
WJEM 1150 AM Waycross, Ga.
WVFT 93.3 FM Tallahassee
WYYX 97.7 FM Panama City
WNZF 1550 AM Palm Coast
WKBX 106.3 FM Kings Bay
WJSJ 105.3 FM Jacksonville (Spanish)



Tony Boselli
Color Analyst



Brent Martineau
Field Reporter

PRESEASON TELEVISION

Veteran NFL play-by-play announcer Kevin Kugler handles the preseason duties for the second straight season. Joining Kugler in the booth is former Jaguars quarterback Mark Brunell. Brunell, a 19-year NFL veteran who played for the Jaguars from 1995-2003, has assumed the role of color analyst. The other addition to the preseason television broadcast team is Tera Barz of Action News, who serves as the field reporter.

Kugler serves as the play-by-play announcer for Sunday afternoon NFL games on Dial Global Radio. He is also the lead announcer for Dial Global's coverage of the NCAA Men's Basketball Tournament and Final Four. For the past nine years, Kugler has been the voice of the College World Series while also handling play-by-play duties for The Masters, NCAA Football, the Big Ten Network and the 2008 and 2010 Olympics.

In addition to calling Jaguars preseason games, Brunell, who still holds many of the franchise's passing records, serves as a co-host of "Jaguars Thursday" on WOKV Radio, alongside Brian Sexton and Brunell's former Jaguars teammates Jeff Lageman and Tony Boselli. The show airs each Thursday throughout the season from 7-8 p.m.


Barz has been a news anchor and reporter for Action News since 2010. The University of Florida graduate began her career as an anchor and reporter at WCJB-TV in Gainesville. She will also serve as the co-host for the preseason pregame shows in addition to her in-game duties reporting from the field.



Kevin Kugler
Play-by-Play Announcer



Mark Brunell
Color Analyst



Tera Barz
Field Reporter

2013 PRESEASON TELEVISION AFFILIATES

WTEV CBS-47 Jacksonville (flagship)
WFTV ABC-9 Orlando
WTLX ABC-27 Tallahassee
WNBW NBC-9 Gainesville
WJHG NBC-7 Panama City
WSAV NBC-3 Savannah, Ga.
WPXI NBC-15 Mobile, Ala./Pensacola
WTAT FOX-24 Charleston, S.C.
WSWG CBS-44 Albany, Ga.
WTVY Mynet-4 Dothan, Ala.

BROADCAST LINEUP

DAY OF THE WEEK	SHOW NAME	SHOW HOSTS	TIME	STATION
Monday	Jaguars Monday	Brian Sexton, Tony Boselli and Pete Prisco	6-8 pm	WOKV 104.5 FM
	Jaguars All Access	Brent Martineau & Jeff Lageman	7:00 pm	WTEV-TV CBS-47
Thursday	The Gus Bradley Show	Gus Bradley, Brian Sexton and Jeff Lageman	6:00-7:00pm	WOKV 104.5 FM
	Jaguars Thursday	Brian Sexton, Tony Boselli, Mark Brunell and Jeff Lageman	7:00-8:00 pm	WOKV 104.5 FM
Sunday	Jaguars Gameday	JP Shadrick, Jeremy Ratliff, Marco Coleman, Brian Sexton, Jeff Lageman, Tony Boselli and Pete Prisco	Three hours before kickoff	WOKV 104.5 FM
	The Gus Bradley Show	Gus Bradley, Brian Sexton and Jeff Lageman	11:00 am	WTEV-TV CBS-47
Monday - Friday	EverBank Pregame Show	Brian Sexton, Jeff Lageman and Brent Martineau	11:30 am	WTEV-TV CBS-47
	Jaguars Gameday Postgame	JP Shadrick, Marco Coleman, Jeremy Ratliff and Jay Gray	Postgame	WTEV-TV CBS-47
	The Jaguars Report	JP Shadrick	TBD	Jaguars Radio Network



THE PRIDE OF THE JAGUARS



TONY BOSELLI (1995-2001)



Tony Boselli, the Jacksonville Jaguars' first-ever college draft choice, was the first member of the Jaguars franchise to be honored in The Pride of the Jaguars on October 8, 2006.

"Tony Boselli was the original Jaguar, and we are excited to recognize him," said Jaguars former owner Wayne Weaver. "We are proud of Tony's contributions on the field for this organization, and we're proud of his contributions off the field for this community. We welcome the opportunity to have Jaguars fans thank Tony for what he has meant to Jacksonville and the Jaguars."


"The seven years I spent in Jacksonville as a member of the Jaguars team were truly memorable. I also would like to thank all the Jaguars fans who made us feel so welcome when we first arrived in Jacksonville, and now that we have returned," Boselli said.

Boselli was the second player drafted overall in the 1995 college draft following an All-America career at Southern California. He started a then-team-record 90 of the 91 Jaguars games in which he played from 1995-2001 and was named to the Pro Bowl five times.

Widely considered the best offensive tackle in the game, Boselli allowed only 15.5 sacks in seven seasons and was named second team on the NFL All-Decade Team for the 1990s.



WAYNE AND DELORES WEAVER (1993-2011)



Wayne and Delores Weaver were inducted into the Pride of the Jaguars at halftime of their final game as owners of the team on January 1, 2012, becoming only the second and third inductees.

Three days later their ownership of the Jaguars was transferred to Shahid Khan, ending an ownership run that began when the franchise was awarded on November 30, 1993.

During the 17 seasons of the Weavers' ownership the Jaguars were 138-134 in the regular season and 142-140 including postseason, with six playoff berths and two division titles. The Weavers were on hand for every game during that span - 352 total including 69 preseason, 272 regular season and 11 postseason games - and twenty Jaguars players were named to the Pro Bowl.

From 1995-2011 the Weavers, through the Weaver Family Foundation, contributed more than \$22.6 million to Jacksonville agencies and organizations. The Jaguars Foundation also awarded more than \$14.8 million in grants to area non-profit agencies during that time.

Wayne Weaver served on four NFL committees: Business Ventures, Investment, Finance and Compensation. Delores Weaver also served on two committees: NFL Charities and NFL Giving.



FRED TAYLOR (1998-2008)

Fred Taylor became the fourth inductee into the Pride of the Jaguars on September 30, 2012. Taylor is the second player, joining teammate Tony Boselli, whom he played with for his first four seasons with the Jaguars. Taylor, who started 136 of 140 games, is one of three players along with Brad Meester and Jimmy Smith to play for 11 or more seasons with the Jaguars.

Taylor ranks fourth in franchise history in scoring with 424 points (70 TDs, two 2-point conversions) and broke the rookie scoring record with 102 points (17 TDs) during the 1998 season. He is the only Jaguars rookie to rush for 1,000 (1,223). His 17 TDs (14 rushing and three receiving) as a rookie still sit atop the Jaguars single-season TD mark. Taylor, the Jaguars career-rushing leader with 11,271 yards, leads second-ranked Maurice Jones-Drew (7,268 career rushing yards) by 4,003 yards entering the 2013 season. Taylor holds five of the top eight single-season rushing totals in team history, with a team-record 1,572 yards on 345 carries (4.56 yards per rush avg.) in the 2003 season. Taylor's 234 rushing yards against Pittsburgh on November 19, 2000 are a Jaguars single-game high. Taylor rushed for 100+ yards on 48 occasions for the Jaguars, yet another team record.



While Taylor ranks among the best in nearly every Jaguars rushing statistic, he also sits at fourth in career receptions (286) and sixth in receiving yards (2,361). Taylor played for 11 seasons as a Jaguar, after being drafted ninth overall in the 1998 NFL Draft. After two season with New England, Taylor returned to Jacksonville to retire in a ceremony at EverBank Field on September 2, 2011.

Jaguars Owner Shad Khan acknowledged Taylor's place amongst elite company, stating, "Fred has earned his place in the Pride of the Jaguars, both with his record-setting performances on the field as well as with his involvement in the Jacksonville community throughout his career."



HISTORY OF EVERBANK FIELD

Originally known as the Jacksonville Municipal Stadium from 1995-1996, the current stadium sits in Jacksonville's Eastside neighborhood where the old Gator Bowl Stadium, built in 1949, used to stand. After ground was broken on January 3, 1994, the new stadium officially opened on August 18, 1995 for a preseason game against the St. Louis Rams. The field features natural grass and seats 67,246 for NFL games, with the capability of expanding to 76,867 for the annual Florida-Georgia game.

From 1997-2006, the building was known as Alltel Stadium, and hosted Super Bowl XXXIX between the Patriots and Eagles in 2005. Paul McCartney performed the halftime show for a crowd of 78,125 people (stadium-record) that saw New England defeat Philadelphia, 24-21. In the two years leading up to the Super Bowl, the stadium underwent \$63 million worth of upgrades. Among the additions were an 800-seat Terrace Suite, a 25,000-square-foot sports bar called the Bud Light Zone, a 20,000-square-foot Sky Patio, 20 new escalators and four new elevators. A new secure perimeter fence was also installed around the stadium, along with two new state-of-the-art scoreboards and renovations to the clubs and suites. The practice fields that were used from 1995 through 2003 were converted into a 400,000-square-foot entertainment zone adjacent to the stadium, known as the Pepsi Plaza. For Jaguars game days, this area includes tailgate cabanas for pregame hospitality, an interactive game area, and a stage for pregame and postgame entertainment. The stadium contains 11,200 club seats, 780 terrace seats, 90 luxury suites and one super suite.

On July 27, 2010, EverBank joined forces with the Jaguars and Jacksonville to become the club's official stadium naming rights sponsor. As one of the nation's largest privately-held bank holding companies, EverBank employs over 2,200 employees and is headquartered in Jacksonville. The partnership included a five-year naming rights agreement. On August 10, 2010, the deal was approved by the Jacksonville City Council and the venue formally became known as EverBank Field. EverBank Field signature features include the two Touchdown Clubs, which are located on the East and West sides of the stadium. The Touchdown Clubs and all 11,200 club seats are located at midfield, rather than being spread out horizontally through the stadium. Each Club provides more than 70,000 square feet of air-conditioned comfort with a variety of food and beverage selections. In all, 75 percent of the seats in EverBank are located on the sides, with just 25 percent behind the end zones.

On June 19, 2013, the Jaguars announced that the team has agreed to terms with the City of Jacksonville to undertake approximately \$63 million in major enhancements to EverBank Field, including two new new end zone video scoreboards that will be the largest of their kind in the world. The plan also calls for a major renovation of the north end zone to introduce a world-class entertainment and viewing area for fans that will position EverBank Field as a destination on NFL game days and help attract and keep premier events in Jacksonville.

Highlights of the agreement include:

- New video scoreboards in each end zone, each measuring 55 by 301 feet, making them the largest of their kind in the world.
- Major enhancements to EverBank Field's video capabilities.
- New LED fascia board displays:
 - Two sideline boards, each measuring 3.6 by 579 feet; two displays in the Bud Light Party Deck and above the Terrace Suites in the South End Zone, each measuring 3.6 by 106 feet; two displays over tunnels, each measuring 6 by 22 feet; one display in the North End Zone measuring 10 by 400 feet
- A new scoreboard control room equipped with state-of-the-art software.
- A new platform area in the north end zone with pools, unique food and beverage offerings, interactive activities and much more than will entertain and serve guests in a fashion that celebrates the vibe and spirit of life in Jacksonville. Construction of the platform will result in the removal of approximately 7,000 seats, though temporary seating can be installed for major events that will require a larger stadium capacity.

The proposed funding and operations considerations include:

- The City of Jacksonville will fund the total estimated \$36.4 million from capital project funding to build the north end zone fan engagement area as well as the necessary infrastructure and control room to support the video scoreboards at both ends of the stadium.
- The Jaguars will fund 75 percent of the estimated \$26.5 million for the new video scoreboards, with the City of Jacksonville funding the remaining 25 percent from capital project funding.
- The Jaguars will serve as construction manager with responsibilities for any cost overruns.
- Any project savings will be earmarked for additional improvements at EverBank Field which are included in a master study produced by HOK.



FLORIDA BLUE HEALTH & WELLNESS PRACTICE FIELDS

In July 2010, Florida Blue became the official sponsor of the Jaguars practice facility, formally known as the Florida Blue Health & Wellness Practice Fields.

The facility, located directly adjacent to EverBank Field, features three outdoor practice fields. The complex is used for Jaguars practices, OTAs, training camp as well as a variety of community and youth initiatives. Florida Blue will maintain naming rights, including nearly 100 signs located around the facility, through the 2015 NFL season.

Florida Blue, based in Jacksonville, is the official health care partner of the Jaguars and will continue to feature public service announcements during Jaguars home games promoting an array of health and wellness initiatives.

For more information or to learn new tips to promote living a healthier lifestyle, please visit: FloridaBlue.com.





2013 UNIFORM UNVEILING


On April 23, 2013, Nike and the Jacksonville Jaguars unveiled the team's new NFL Nike Elite 51 Uniform design for the 2013 NFL season - a completely integrated system of dress with an aggressive, modern design honoring the team's military fan base and positioning the team for the future. "Military, armed forces are a huge part of the community," Jaguars owner Shad Khan said. "It's a young community. I think the average age is mid-30s, so the uniform reflects that."

This design renaissance, developed by the Jacksonville Jaguars, the NFL and Nike, centers around the concept of the American dream and realizing success through hard work, ingenuity, and leadership - ideals that Jaguars Owner Shahid Khan is working to instill throughout the entire organization. Like Nike's co-founder Bill Bowerman, Khan embodies a pioneering, innovative spirit while still staying true to his humble beginnings. Nike always starts by listening to the voice of the athlete, so too did Mr. Khan and the Jaguars organization through their design approach. The new head-to-toe black uniform features teal and gold accents, making a bold statement from top to bottom. Black represents the true characteristics of a jaguar -- a feared predator hunting with stealth precision. Claw marks featured across the shoulders, around the neckline and within the stripe pattern on the pant are all placed in an aggressive forward facing position.

"Our goal is to help build better athletes by providing state-of-the-art-innovation combined with a deep knowledge and understanding of the team" said Todd Van Horne, Nike's VP and Creative Director for Football.

"The Jaguars NFL Nike Elite 51 uniform delivers everything an athlete needs and eliminates what he doesn't, while pushing the limits on creativity and design. This new design truly embodies what it means to be a Jacksonville Jaguar."

The jerseys are a part of Khan's ultimate goal of rebranding the franchise, and the new logo and uniform are a testament to that commitment.



THE NIKE ELITE 51 UNIFORM - AN INTEGRATED SYSTEM OF DRESS

- **LIGHTER** - The Nike jersey and pant, wet or dry are lighter than previous versions
- **FLYWIRE TECHNOLOGY** - Eliminates layers, reduces weight, and provides lockdown fit to keep jersey set
- **ZONED MESH VENTILATION** - Provides cooling zones for optimal thermoregulation
- **ZONED STRENGTH** - High tenacity, stretch material, for light weight lockdown strength.
- **CUT FOR MOBILITY** - Four-way stretch, hydrophobic materials enable range of motion wet or dry
- **STRETCH TWILL NUMBERS** - Four-way stretch even on numbering system
- **BASELAYER DEFLEX PADDING** - Nike Pro Combat Hyperstrong baselayer with integrated light-weight, Deflex padding offering customizable flexible impact protection
- **DEFLEX PADDING** - Lightweight, flexible impact protection integrated into top "hit zone" areas
- **ALUMINUM D-RING BELT** - Aircraft-grade aluminum D-ring belt reduces weight
- **NIKE VAPOR GAME SOCK** - A highly innovative sock designed specifically for football. The knee-high design combines compression, Nike Pro DeFlex inspired cushioning, mesh venting and structure precisely where needed

NEW LOGO

Shortly after 4:00pm on February 5, 2013, the Jaguars, under the leadership of owner Shad Khan, entered a new era in franchise history with the implementation of a new logo. This was the first key makeover in Khan's rebranding efforts. At the unveiling in the team's West Touchdown Club at EverBank Field, Khan said, "Now, that's a cool cat."

Khan and team President Mark Lamping addressed the media for about 45 minutes and Lamping added that the logo signaled, "a new era for the Jaguars." The Jaguars' new primary logo was termed a "vibrant redesign" of the team's long-time logo, which has adorned its helmets since the 1995 expansion season. The rebranding also features the introduction of a military-inspired secondary logo. "We will be bold and our new logo type is bold," Lamping said.

The rebranding will be accompanied in 2013 by the theme, "Stand United," which the team said "universally speaks to the new era ahead for the team and the rallying spirit of Jaguars fans for nearly two decades."

"We are experiencing a rebirth," Khan said. "An organization and its brand values must stand for something separate from the team performance. We are forging a new identity."


The team described the new brand identity as "inspired in equal parts by the bold vision and promise of a new generation for the club, the passion Jaguars fans have for their team and the exceptional relationship the Jaguars have shared with Jacksonville for the past 18 NFL seasons."

OLD VS. NEW

JACKSONVILLE
JAGUARS



JACKSONVILLE
JAGUARS



JAGUARS KIDS CLUB

The Jaguars Kids Club is exclusively for fans 4-12 years of age. The annual membership includes a kit featuring an official Jaguars Kids Club t-shirt, mini-notebook, lunch tote, eye black stickers, shoelaces, lanyard, personalized certificate and membership card.

Members also receive invitations to exclusive members-only events and calendar of events, a monthly e-newsletter jam-packed with Jaguars fun facts, access to special offers from participating team partners, a birthday card from Jaxson de Ville... plus much more!

To learn more or to join today, please visit www.jaguarskidsclub.com



JAGUARS WOMEN'S CLUB

For the first time, the Jaguars have created a club dedicated to the experience of the female fan for women ages 18 and older. The unique program is designed to connect, provide exclusive experiences for, and engage the Jaguars' female fans through updates, special offers, events and other benefits.

The Jaguars Women's Club members will also have the opportunity to stay connected with the team and each other through social media, volunteer opportunities and other exclusive events. Planned events include a launch party, health and wellness programs, NFL 101, monthly socials and a Women's Football Clinic. Members will also receive 10% off of merchandise purchased at EverBank Field on gameday, as well as discounts to various retailers around town.

This is a great opportunity for members to meet new friends and fellow fans that share a common bond through their passion and enthusiasm for the Jacksonville Jaguars!

For more information or to join the Jaguars Women's Club, contact Candis Hustus at: hustusc@mail.jaguars.com or call 904-633-6342.



JAGUARS CARAVANS

During the 2013 offseason, the Jaguars continued with their commitment to the community by embarking on a nine-stop caravan through the month of June. The Jaguars Caravan put players, coaches, ROAR Cheerleaders and other special guests on the road to share the growing excitement and energy in anticipation of the 2013 season. With stops in nine cities across Florida and Georgia, the Jaguars aimed to reconnect with the team's regional fanbase.

Pride of the Jaguars inductee Tony Boselli acted as the MC for the events, with some of the visits including head coach Gus Bradley. Jaguars President Mark Lamping said, "We had great success with last year's caravan and know it's something our regional fans enjoyed and are looking forward to. We returned to a number of last year's cities but added new locations, such as Tallahassee and Orlando, as we continue to expand the Jaguars fan base regionally."



Caravan Location and Dates:

Daytona, FL	June 7
Orlando, FL	June 8
Waycross, GA	June 14
Valdosta, GA	June 15
Palm Coast, FL	June 17
Tallahassee, FL	June 18
Gainesville, FL	June 19
Savannah, GA	June 20
Brunswick, GA	June 22

BE A JAGUARS CHAMPION!



JOIN THE CHAMPIONS CLUB TODAY!

WWW.JAGUARS.COM/CHAMPIONS



SPECIAL PROGRAMS



THE ROAR OF THE JAGUARS

THE ROAR OF THE JAGUARS



THE ROAR, the Jacksonville Jaguars Cheerleaders, are an integral part of the Jaguars entertainment package during all home games. Under the direction of Christy Stechman Zynda, these NFL cheerleaders captivate fans with their high-energy dance routines. When not on the playing field, they serve as goodwill ambassadors for the Jaguars and the NFL by participating in exciting community, corporate and charitable events throughout Jacksonville and the surrounding areas. Members of THE ROAR have been featured in the Sports Illustrated Swimsuit Edition and in Maxim, and they have been featured in hundreds of television, radio, print and online interviews. All of this is in addition to the hours of rehearsal preparing for game performances and THE Jr. ROAR Cheerleader program and halftime show.

THE ROAR has traveled nationally and internationally to entertain, model and represent the Jaguars and the NFL. They have performed at Walt Disney World, Universal Orlando, Atlantis, Beaches Negril, Senior Bowl and at many events during Super Bowl week in several host cities. Recently, THE ROAR entertained at NFL events in Mexico City and London and were photographed for their 2014 calendar on location in London. Our leading ladies also spend time entertaining our United States troops. Over the years, THE ROAR has visited many of the bases in the continental United States and the Walter Reed National Military Medical Center, along with bases in Greenland, Honduras, Curacao, Egypt, Bahrain, Afghanistan, Kuwait, Puerto Rico and Andros Island.



@ROAROF THEJAGS



THE ROAR OF THE JAGUARS

Name	Age	Occupation	Hometown	Year
Ayako	38	dance teacher	Fujisawa, Japan	1
Caitlin	20	dance teacher	Jacksonville	1
Chloe	20	student majoring in exercise science	Jacksonville	1
Erin	24	special education teacher	Iselin, NJ	1
Haley	20	cosmetology student	Callahan, FL	1
Heather	30	yoga instructor & personal trainer	Jacksonville Beach	2
Hillary	26	interior designer	Jacksonville Beach	1
Jenn	21	student majoring in biology	Jacksonville	2
Jenna	22	student majoring in nutrition & dietetics	Wolcott, CT	2
Jennifer M.	28	personal banker	Jacksonville	1
Jennifer T.	29	registered nurse	Jacksonville	2
Jessica	23	student majoring in kinesiology	Phoenix, AZ	1
Jordan	23	student majoring in communications	Jacksonville	5
Kaleigh	24	hair stylist	Jacksonville	5
Kalli	20	student majoring in nursing	Jacksonville	3
Karen	24	teacher	Jacksonville	3
Kari	21	student majoring in business administration	Lawrenceville, GA	2
Katie B.	20	student	Baldwin, FL	1
Katie M.	26	registered nurse	Jacksonville	2
Kayla C.	24	student majoring in nursing	Jacksonville	4
Kayla H.	22	medical office specialist	Jacksonville	5
La'Farrah	31	payment processing specialist	Palatka, FL	4
Lauren	23	teacher	Coral Springs, FL	1
Marisa	21	student majoring in elementary education	Jacksonville	3
Marissa	23	customer service representative	Charleston, SC	5
Monica	24	student majoring in business	Jacksonville	5
Rachel	22	student majoring in elementary education	Jacksonville	1
Sam	23	research assistant	Dacula, GA	2
Shari	24	account executive	San Jose, CA	1
Shenette	31	mental health therapist	Jacksonville	5
Stacy	27	treasury service advisor	Jacksonville	2
Talitha	19	student majoring in nutrition	Couer d'Alene, ID	2
Taylor	20	student majoring in communications	Milwaukee, WI	2
Whitney	24	student majoring in sports training	Folkston, GA	1

JAXSON DE VILLE

NFL EXPERIENCE: 18th season

HEIGHT: 8.5 paws (about 7 feet)

WEIGHT: 403 pounds

BIRTH DATE: Not sure, but he celebrates each day as if it's EVERYONE'S birthday. His birthplace is Jacksonville (where else would a cat have teal spots?)

HOW ACQUIRED: Was a stray cat found by Wayne Weaver during the construction of EverBank Field and has never left, despite being asked multiple times.

FIRST APPEARANCE: August 18, 1996, Jaguars vs. 49ers preseason game

COLLEGE: Denied admission due to size, but got his MBA from an online college, which he uses quite often when he wants to sound important.

SEASON: Has never seen action in an NFL-sanctioned game ... Has played in several halftime games against some very tough Pop Warner teams (9- and 10-year olds) and has done quite well ... Head coach Gus Bradley said he looks forward to "watching Jaxson get better everyday and do his job." ... The league still refuses to make bigger helmets so he can play ... Due to that he remains a starter at his All-Pro position, "Left Out!"

STATS: Completed his 17th straight season as "The Self-Proclaimed GREATEST MASCOT TO EVER LIVE!" ...does any other stat matter?

E-MAIL HIM TODAY FOR YOUR NEXT EVENT!


JAXSON@JAGUARS.COM



@JAXSONDEVILLE



JAXSON DE VILLE



PRESEASON

Hall of Fame Weekend

Sunday, August 4

Miami at Dallas 8:00 PM

Week 1

Thursday, August 8

Baltimore at Tampa Bay 7:30 PM
Cincinnati at Atlanta 8:00 PM
St. Louis at Cleveland 8:00 PM
Washington at Tennessee 8:00 PM
Denver at San Francisco 9:00 PM
Seattle at San Diego 10:00 PM

Friday, August 9

Miami at Jacksonville 7:30 PM
NY Jets at Detroit 7:30 PM
New England at Philadelphia 7:30 PM
Chicago at Carolina 8:00 PM
Houston at Minnesota 8:00 PM
Kansas City at New Orleans 8:00 PM
Arizona at Green Bay 8:00 PM
Dallas at Oakland 10:00 PM

Saturday, August 10

NY Giants at Pittsburgh 7:30 PM

Sunday, August 11

Buffalo at Indianapolis 1:30 PM

Week 2

Thursday, August 15

Carolina at Philadelphia 7:00 PM
Atlanta at Baltimore 7:30 PM
Detroit at Cleveland 7:30 PM
San Diego at Chicago 8:00 PM

Friday, August 16

Minnesota at Buffalo 7:00 PM
San Francisco at Kansas City 8:00 PM
Tampa Bay at New England 8:00 PM
Oakland at New Orleans 8:00 PM

Saturday, August 17

Dallas at Arizona 4:30 PM
Tennessee at Cincinnati 7:00 PM
Jacksonville at NY Jets 7:30 PM
Green Bay at St. Louis 8:00 PM
Miami at Houston 8:00 PM
Denver at Seattle 10:00 PM

Sunday, August 18

Indianapolis at NY Giants 7:00 PM

Monday, August 19

Pittsburgh at Washington 8:00 PM

Week 3

Thursday, August 22

New England at Detroit 7:30 PM
Carolina at Baltimore 8:00 PM

Friday, August 23

Seattle at Green Bay 8:00 PM
Chicago at Oakland 10:00 PM

Saturday, August 24

Buffalo at Washington 4:30 PM
Cleveland at Indianapolis 7:00 PM
NY Jets at NY Giants 7:00 PM

Philadelphia at Jacksonville

7:30 PM
Tampa Bay at Miami 7:30 PM
Kansas City at Pittsburgh 7:30 PM
Cincinnati at Dallas 8:00 PM
St. Louis at Denver 8:00 PM
Atlanta at Tennessee 8:00 PM
San Diego at Arizona 10:00 PM

Sunday, August 25

New Orleans at Houston 4:00 PM
Minnesota at San Francisco 8:00 PM

Week 4

Thursday, August 29

Detroit at Buffalo 7:00 PM
Indianapolis at Cincinnati 7:00 PM
Philadelphia at NY Jets 7:00 PM

Jacksonville at Atlanta

7:30 PM
New Orleans at Miami 7:30 PM
NY Giants at New England 7:30 PM
Washington at Tampa Bay 7:30 PM
Pittsburgh at Carolina 7:30 PM
Cleveland at Chicago 8:00 PM
Houston at Dallas 8:00 PM
Green Bay at Kansas City 8:00 PM
Baltimore at St. Louis 8:00 PM
Tennessee at Minnesota 8:00 PM
Arizona at Denver 9:00 PM
San Francisco at San Diego 10:00 PM
Oakland at Seattle 10:00 PM

REGULAR SEASON

Week 1

Thursday, September 5

Baltimore at Denver 8:30 PM

Sunday, September 8

Kansas City at Jacksonville 1:00 PM
New England at Buffalo 1:00 PM
Cincinnati at Chicago 1:00 PM
Miami at Cleveland 1:00 PM
Atlanta at New Orleans 1:00 PM
Tampa Bay at NY Jets 1:00 PM
Tennessee at Pittsburgh 1:00 PM
Minnesota at Detroit 1:00 PM
Oakland at Indianapolis 1:00 PM
Seattle at Carolina 1:00 PM
Arizona at St. Louis 4:25 PM
Green Bay at San Francisco 4:25 PM
NY Giants at Dallas 8:30 PM

Monday, September 9

Philadelphia at Washington 7:00 PM
Houston at San Diego 10:15 PM

Week 2

Thursday, September 12

NY Jets at New England 8:25 PM

Sunday, September 15

St. Louis at Atlanta 1:00 PM
Carolina at Buffalo 1:00 PM
Minnesota at Chicago 1:00 PM
Washington at Green Bay 1:00 PM
Miami at Indianapolis 1:00 PM
Dallas at Kansas City 1:00 PM
Cleveland at Baltimore 1:00 PM
Tennessee at Houston 1:00 PM
San Diego at Philadelphia 1:00 PM
Detroit at Arizona 4:05 PM
New Orleans at Tampa Bay 4:05 PM
Jacksonville at Oakland 4:25 PM
Denver at NY Giants 4:25 PM
San Francisco at Seattle 8:30 PM

Monday, September 16

Pittsburgh at Cincinnati 8:30 PM

Week 3

Thursday, September 19

Kansas City at Philadelphia 8:25 PM

Sunday, September 22

Green Bay at Cincinnati 1:00 PM
St. Louis at Dallas 1:00 PM
San Diego at Tennessee 1:00 PM
Cleveland at Minnesota 1:00 PM
Tampa Bay at New England 1:00 PM
Arizona at New Orleans 1:00 PM
Detroit at Washington 1:00 PM
NY Giants at Carolina 1:00 PM
Houston at Baltimore 1:00 PM
Atlanta at Miami 4:05 PM
Jacksonville at Seattle 4:25 PM
Buffalo at NY Jets 4:25 PM
Indianapolis at San Francisco 4:25 PM
Chicago at Pittsburgh 8:30 PM

Monday, September 23

Oakland at Denver 8:30 PM

Week 4

(Bye Week: Green Bay, Carolina)

Thursday, September 26

San Francisco at St. Louis 8:25 PM

Sunday, September 29

Indianapolis at Jacksonville 1:00 PM
Baltimore at Buffalo 1:00 PM
Cincinnati at Cleveland 1:00 PM
Chicago at Detroit 1:00 PM
NY Giants at Kansas City 1:00 PM
Pittsburgh at Minnesota 1:00 PM
Arizona at Tampa Bay 1:00 PM
Seattle at Houston 1:00 PM
NY Jets at Tennessee 4:05 PM
Philadelphia at Denver 4:25 PM
Dallas at San Diego 4:25 PM
Washington at Oakland 4:25 PM
New England at Atlanta 8:30 PM

Monday, September 30

Miami at New Orleans 8:30 PM

Week 5

(Bye Week: Minnesota, Pittsburgh, Tampa Bay, Washington)

Thursday, October 3

Buffalo at Cleveland 8:25 PM

Sunday, October 6

Jacksonville at St. Louis 1:00 PM
New Orleans at Chicago 1:00 PM
New England at Cincinnati 1:00 PM
Baltimore at Miami 1:00 PM
Philadelphia at NY Giants 1:00 PM
Detroit at Green Bay 1:00 PM
Kansas City at Tennessee 1:00 PM
Seattle at Indianapolis 1:00 PM
Carolina at Arizona 4:05 PM
Denver at Dallas 4:25 PM
San Diego at Oakland 4:25 PM
Houston at San Francisco 8:30 PM

Monday, October 7

NY Jets at Atlanta 8:30 PM

Week 6

(Bye Week: Atlanta, Miami)

Thursday, October 10

NY Giants at Chicago 8:25 PM

Sunday, October 13

Cincinnati at Buffalo 1:00 PM
Detroit at Cleveland 1:00 PM
Oakland at Kansas City 1:00 PM
Carolina at Minnesota 1:00 PM
Philadelphia at Tampa Bay 1:00 PM
Green Bay at Baltimore 1:00 PM
St. Louis at Houston 1:00 PM
Pittsburgh at NY Jets 1:00 PM
Jacksonville at Denver 4:05 PM
Tennessee at Seattle 4:05 PM
New Orleans at New England 4:25 PM
Arizona at San Francisco 4:25 PM
Washington at Dallas 8:30 PM

Monday, October 14

Indianapolis at San Diego 8:30 PM

Week 7

(Bye Week: Oakland, New Orleans)

Thursday, October 17

Seattle at Arizona 8:25 PM

Sunday, October 20

San Diego at Jacksonville 1:00 PM
Tampa Bay at Atlanta 1:00 PM
Cincinnati at Detroit 1:00 PM
Houston at Kansas City 1:00 PM
Buffalo at Miami 1:00 PM
New England at NY Jets 1:00 PM
Dallas at Philadelphia 1:00 PM
Chicago at Washington 1:00 PM
St. Louis at Carolina 1:00 PM
San Francisco at Tennessee 4:05 PM
Baltimore at Pittsburgh 4:25 PM
Cleveland at Green Bay 4:25 PM
Denver at Indianapolis 8:30 PM

Monday, October 21

Minnesota at NY Giants 8:30 PM

Week 8

(Bye Week: Chicago, Tennessee, Indianapolis, San Diego, Baltimore, Houston)

Thursday, October 24

Carolina at Tampa Bay 8:25 PM

Sunday, October 27

San Francisco at Jacksonville 1:00 PM
Dallas at Detroit 1:00 PM
Cleveland at Kansas City 1:00 PM
Miami at New England 1:00 PM
Buffalo at New Orleans 1:00 PM
NY Giants at Philadelphia 1:00 PM
Pittsburgh at Oakland 4:05 PM
NY Jets at Cincinnati 4:05 PM
Washington at Denver 4:25 PM
Atlanta at Arizona 4:25 PM
Green Bay at Minnesota 8:30 PM

Monday, October 28

Seattle at St. Louis 8:30 PM

Week 9

(Bye Week: Denver, Detroit, NY Giants, Arizona, San Francisco, Jacksonville)

Thursday, October 31

Cincinnati at Miami 8:25 PM

Sunday, November 3

Kansas City at Buffalo 1:00 PM
San Diego at Washington 1:00 PM
Atlanta at Carolina 1:00 PM
Minnesota at Dallas 1:00 PM
Tennessee at St. Louis 1:00 PM
New Orleans at NY Jets 1:00 PM
Tampa Bay at Seattle 4:05 PM
Philadelphia at Oakland 4:05 PM
Pittsburgh at New England 4:25 PM
Baltimore at Cleveland 4:25 PM
Indianapolis at Houston 8:30 PM

Monday, November 4

Chicago at Green Bay 8:30 PM

Week 10

(Bye Week: Cleveland, Kansas City, New England, NY Jets)

Thursday, November 7

Washington at Minnesota 8:25 PM

Sunday, November 10

Jacksonville at Tennessee 1:00 PM
Seattle at Atlanta 1:00 PM
Detroit at Chicago 1:00 PM
Philadelphia at Green Bay 1:00 PM
St. Louis at Indianapolis 1:00 PM
Oakland at NY Giants 1:00 PM
Buffalo at Pittsburgh 1:00 PM
Cincinnati at Baltimore 1:00 PM
Carolina at San Francisco 4:05 PM
Denver at San Diego 4:25 PM
Houston at Arizona 4:25 PM
Dallas at New Orleans 8:30 PM

Monday, November 11

Miami at Tampa Bay 8:30 PM

Week 11

(Bye Week: Dallas, St. Louis)

Thursday, November 14

Indianapolis at Tennessee 8:25 PM

Sunday, November 17

Arizona at Jacksonville 1:00 PM
NY Jets at Buffalo 1:00 PM
Baltimore at Chicago 1:00 PM
Cleveland at Cincinnati 1:00 PM
Atlanta at Tampa Bay 1:00 PM
Oakland at Houston 1:00 PM
San Diego at Miami 1:00 PM
Washington at Philadelphia 1:00 PM
Detroit at Pittsburgh 1:00 PM
Kansas City at Denver 4:05 PM
Minnesota at Seattle 4:25 PM
San Francisco at New Orleans 4:25 PM
Green Bay at NY Giants 8:30 PM

Monday, November 18

New England at Carolina 8:30 PM

Week 12

(Bye Week: Buffalo, Cincinnati, Philadelphia, Seattle)

Thursday, November 21

New Orleans at Atlanta 8:25 PM

Sunday, November 24

Jacksonville at Houston 1:00 PM
Pittsburgh at Cleveland 1:00 PM
Tampa Bay at Detroit 1:00 PM
Minnesota at Green Bay 1:00 PM
San Diego at Kansas City 1:00 PM
Chicago at St. Louis 1:00 PM
Carolina at Miami 1:00 PM
NY Jets at Baltimore 1:00 PM
Indianapolis at Arizona 4:05 PM
Tennessee at Oakland 4:05 PM
Dallas at NY Giants 4:25 PM
Denver at New England 8:30 PM

Monday, November 25

San Francisco at Washington 8:30 PM



2013 NFL SCHEDULE / MEDIA INFORMATION



REGULAR SEASON

Week 13
Thursday, November 28
 Green Bay at Detroit 12:30 PM
 Oakland at Dallas 4:30 PM
 Pittsburgh at Baltimore 8:30 PM

Sunday, December 1
Jacksonville at Cleveland 1:00 PM
 Tampa Bay at Carolina 1:00 PM
 Tennessee at Indianapolis 1:00 PM
 Denver at Kansas City 1:00 PM
 Chicago at Minnesota 1:00 PM
 Miami at NY Jets 1:00 PM
 Arizona at Philadelphia 1:00 PM
 Atlanta at Buffalo 4:05 PM
 St. Louis at San Francisco 4:05 PM
 New England at Houston 4:25 PM
 Cincinnati at San Diego 4:25 PM
 NY Giants at Washington 8:30 PM

Monday, December 2
 New Orleans at Seattle 8:30 PM

Week 14
Thursday, December 5
Houston at Jacksonville 8:25 PM

Sunday, December 8

Indianapolis at Cincinnati 1:00 PM
 Buffalo at Tampa Bay 1:00 PM
 Kansas City at Washington 1:00 PM
 Minnesota at Baltimore 1:00 PM
 Cleveland at New England 1:00 PM
 Carolina at New Orleans 1:00 PM
 Oakland at NY Jets 1:00 PM
 Detroit at Philadelphia 1:00 PM
 Miami at Pittsburgh 1:00 PM
 Tennessee at Denver 4:05 PM
 NY Giants at San Diego 4:25 PM
 Seattle at San Francisco 4:25 PM
 St. Louis at Arizona 4:25 PM
 Atlanta at Green Bay 8:30 PM

Monday, December 9
 Dallas at Chicago 8:30 PM

Week 15
Thursday, December 12
 San Diego at Denver 8:25 PM

Sunday, December 15
Buffalo at Jacksonville 1:00 PM
 Washington at Atlanta 1:00 PM
 Chicago at Cleveland 1:00 PM
 Arizona at Tennessee 1:00 PM
 Houston at Indianapolis 1:00 PM
 New Orleans at St. Louis 1:00 PM
 New England at Miami 1:00 PM
 Philadelphia at Minnesota 1:00 PM
 Seattle at NY Giants 1:00 PM
 San Francisco at Tampa Bay 1:00 PM
 NY Jets at Carolina 4:05 PM
 Kansas City at Oakland 4:05 PM
 Green Bay at Dallas 4:25 PM
 Cincinnati at Pittsburgh 8:30 PM

Monday, December 16
 Baltimore at Detroit 8:30 PM

Week 16
Sunday, December 22

Tennessee at Jacksonville 1:00 PM
 Miami at Buffalo 1:00 PM
 Minnesota at Cincinnati 1:00 PM
 Indianapolis at Kansas City 1:00 PM
 Tampa Bay at St. Louis 1:00 PM
 Cleveland at NY Jets 1:00 PM
 Chicago at Philadelphia 1:00 PM
 Dallas at Washington 1:00 PM
 New Orleans at Carolina 1:00 PM
 Denver at Houston 1:00 PM
 Arizona at Seattle 4:05 PM
 NY Giants at Detroit 4:05 PM
 Pittsburgh at Green Bay 4:25 PM
 Oakland at San Diego 4:25 PM
 New England at Baltimore 8:30 PM

Monday, December 23
 Atlanta at San Francisco 8:30 PM

Week 17
Sunday, December 29

Jacksonville at Indianapolis 1:00 PM
 Carolina at Atlanta 1:00 PM
 Green Bay at Chicago 1:00 PM
 Baltimore at Cincinnati 1:00 PM
 Philadelphia at Dallas 1:00 PM
 Houston at Tennessee 1:00 PM
 Cleveland at Pittsburgh 1:00 PM
 NY Jets at Miami 1:00 PM
 Detroit at Minnesota 1:00 PM
 Buffalo at New England 1:00 PM
 Tampa Bay at New Orleans 1:00 PM
 Washington at NY Giants 1:00 PM
 San Francisco at Arizona 4:25 PM
 Kansas City at San Diego 4:25 PM
 St. Louis at Seattle 4:25 PM
 Denver at Oakland 4:25 PM

*All times listed are in Eastern

POSTSEASON

Saturday, January 4
 AFC Wild Card Playoffs
 NFC Wild Card Playoffs

Sunday, January 5
 AFC Wild Card Playoffs
 NFC Wild Card Playoffs

Saturday, January 11
 AFC Divisional Playoffs
 NFC Divisional Playoffs

Sunday, January 12
 AFC Divisional Playoffs
 NFC Divisional Playoffs

Sunday, January 19
 AFC Championship Game
 NFC Championship Game

Sunday, January 26
 AFC-NFC Pro Bowl in Honolulu

Sunday, February 2
 Super Bowl XLVIII in NY/NJ

MEDIA INFORMATION

CREDENTIALS: Credential requests are honored only for working media on specific assignment for a recognized news organization or sports publication. Credentials are not issued to freelance writers or photographers unless requested by a recognized news organization or sports publication. Independent web sites cannot be credentialed. All credential requests must be submitted in writing on company letterhead to Katie Vaughn, Jacksonville Jaguars, One EverBank Field Drive, Jacksonville, FL 32202, or by e-mail to vaughnk@jaguars.nfl.com or by fax at (904) 633-6055. Requests must be received at least one week prior to a home game.

PARKING: Parking in lots surrounding the stadium is limited. Every effort will be made to accommodate requests for media parking passes, but parking cannot be provided for all credentialed media. The appropriate parking pass will be required for access to all stadium parking lots on game days. Television trucks which provide satellite, uplink or microwave functions will be parked in the TV truck compound near Gate 1, and a parking pass is required.

MEDIA ENTRANCE, CREDENTIAL WILL CALL: The media entrance at the stadium is Gate 1, at the southwest corner of the stadium. The appropriate game credential must be presented at the media entrance for admission to the stadium. Game credentials not picked up in advance will be available on game day at the Media Will-Call window at Gate 1. The Media Will-Call window will open three hours prior to kickoff. Parking passes will not be left at the Will-Call window.

PHOTOGRAPHERS: Sideline access for NFL games is strictly limited to photographers on assignment for a recognized news organization or sports publication. No one except network television personnel and authorized game personnel will be admitted to the field without a camera. All field photographers will be issued an NFL identification vest and must remain outside the bench areas and outside the yellow border surrounding the playing field. The photographers' check-in location is near the media entrance in the service hallway.

POSTGAME INTERVIEWS AND LOCKERROOM ACCESS: Members of the media needing to conduct postgame interviews will be given access to the Jaguars' interview room after each game, as well as the home and visiting locker rooms. Jaguars head coach Gus Bradley conducts his postgame news conference in the team meeting room. The visiting head coach is available in a room off the visitors' locker room.

DURING THE WEEK

MEDIA WORKROOM: The media workroom is available to working media during business hours throughout the week. High speed internet access, phones, Jaguars updates, transcripts, NFL news releases and other information is provided.

GUS BRADLEY INTERVIEWS: Head coach Gus Bradley conducts his weekly news conferences on Mondays and Wednesdays in the media workroom. Specific interview requests for Coach Bradley and the assistant coaches must be made through the Jaguars communications department.

PLAYER INTERVIEWS: The Jaguars locker room is open to accredited media for specific interview periods during the week. Players are normally available on Mondays, Wednesdays, Thursdays and Fridays. All interviews should be arranged through the Jaguars communications department.

MEDIA WEBSITE: The Jaguars' media website can be accessed on the worldwide web at: www.jaguars.com/pr and on the NFL's Web Site at: www.nfl.com. Daily updates, transcripts, injury reports and other information is posted as well. First-time registration is required.

HOW TO REACH THE JAGUARS COMMUNICATIONS STAFF

RYAN ROBINSON , Director, Public Relations	— Phone: (904) 633-6598; e-mail: robinsonr@nfl.jaguars.com
TAD DICKMAN , Communications Coordinator	— Phone: (904) 633-6136; e-mail: dickmant@nfl.jaguars.com
KATIE VAUGHN , Executive Assistant, Communications	— Phone: (904) 633-6590; e-mail: vaughnk@nfl.jaguars.com
RENZO SHEPPARD , Community Relations Coordinator	— Phone: (904) 633-6575; e-mail: sheppardr@nfl.jaguars.com
DAN EDWARDS , Sr. Vice President, Communications	— Phone: (904) 633-6202; e-mail: edwardsd@nfl.jaguars.com

NFL TICKET EXCHANGE



**Sold by Fans.
Verified by Ticketmaster.**

TOGETHER, WE MAKE FOOTBALL
Visit NFL.com/TicketExchange Today!

ticketmaster[®]
The Official Ticket Exchange of the NFL





JAGUARS FANS BELIEVE



DOWNLOAD THE FAN ZONE APP TO
PREDICT YOUR TEAM'S PLAYS AND
WIN AMAZING PRIZES EACH WEEK

HERE WE GO

ENJOY RESPONSIBLY © 2013 A-B, Bud Light® Beer, St. Louis, MO
FAN ZONE WEEKLY CHALLENGE. No Purchase Necessary. Open to US residents 21+. Ends 1/21/14.
See Official Rules at www.budlight.com/FanZone for complete details including how to play, entry deadlines
and prizes. Message and data rates may apply. Void where prohibited.



GET YOUR MONEY OFF THE SIDELINE, AND BACK INTO THE GAME

As the Official Bank of the Jacksonville Jaguars, EverBank is the local source for all fans' financial needs, and you won't find a more unique offering anywhere.

HIGH YIELD ACCOUNTS

- Checking, money market & savings
- CDs

UNIQUE GLOBAL OPPORTUNITIES

- Domestic & international
- Access to emerging markets

MORTGAGE SOLUTIONS

- Fixed- & adjustable-rate, FHA, VA, jumbo
- Commercial loans

Official Bank of the Jacksonville Jaguars



Contact us today

everbank.com/jags

or call 904.623.8200



13EBF0019.01

© 2013 EverBank. All rights reserved. NMLS ID: 399805